

2025-26 SCHEDULE/RESULTS

Date	Opponent	Time/Result
NOVEMBER		
Tue. 4	vs. #1 UConn [^] (ESPN)	L, 66-79
Sun. 9	Northern Kentucky (ACCNX)	W, 89-61
Wed. 12	Colorado (ACCNX)	W, 74-68
Sun. 16	at Clemson [^] (ESPN2)	W, 65-54
Wed. 19	Morehead State (ACCN)	W, 96-49
Sat. 22	#20/#18 Kentucky (CW)	L, 62-72
Fri. 28	Eastern Illinois (ACCNX)	W, 91-38
Sat. 29	vs. East Tennessee State (Knights Hall)	W, 88-50
Sun. 30	Bellarmine (ACCNX)	W, 100-37

DECEMBER		
Thurs. 4	#3 South Carolina [^] (ESPN)	L, 77-79
Sun. 7	New Hampshire (ACCNX)	W, 94-43
Wed. 10	Ball State (ACCN)	W, 93-62
Sun. 14	at #12/#11 North Carolina [^] (ACCN)	W, 76-66 (OT)
Wed. 17	Eastern Kentucky (ACCN)	W, 76-51
Sat. 20	vs. #17/#18 Tennessee ^s (FOX)	W, 89-65

JANUARY		
Thurs. 1	SMU [*] (ACCNX)	W, 91-58
Sun. 4	Virginia Tech [*] (ACCN)	W, 85-60
Thurs. 8	at Miami [*] (ACCNX)	3 p.m.
Sun. 11	Pitt [^] (CW)	2 p.m.
Thurs. 15	at Notre Dame [*] (ACCN)	6 p.m.
Sun. 18	at NC State [*] (ESPN2)	1 p.m.
Sun. 25	Boston College [*] (ACCNX)	2 p.m.
Thurs. 28	at Stanford [*] (ESPN)	8 p.m.

FEBRUARY		
Sun. 1	at Cal [*] (CW)	2 p.m.
Thurs. 5	Duke [*] (ESPN)	7 p.m.
Sun. 8	at Syracuse [*] (ACCNX)	12 p.m.
Thurs. 12	Wake Forest [*] (ACCNX)	7 p.m.
Sun. 15	Florida State [*] (ACCN)	6 p.m.
Sun. 22	Virginia [*] (CW)	12 p.m.
Thurs. 26	at Georgia Tech [*] (ACCN)	6 p.m.

MARCH		
Sun. 1	Notre Dame [*] (ESPN2)	4 p.m.
Wed-Sun 4-8	vs. ACC Tournament (ACCN/ESPN)	TBA

Home games are in **bold** | All Times Eastern

^{*} = ACC

[^] = Peraton Armed Forces Classic (Annapolis, Md.)

[#] = ACC/SEC Challenge

^s = SharkBeauty Women's Champions Classic (Brooklyn, N.Y.)

QUICK FACTS

Location	Louisville, Ky.
Founded / Enrollment	1798 / 24,308
Nickname / Colors	Cardinals / Red and Black
Conference	Atlantic Coast
Home Court (Capacity)	KFC Yum! Center (22,090)
President	Dr. Gerry Bradley
Vice President for Athletics	Josh Heird
Senior Woman Administrator	Amy Calabrese
Head Coach	Jeff Walz (Northern Kentucky, '95)
Associate Coach	Jonneshia Pineda
Associate Coach	Shay Robinson
Assistant Coach	Amanda Butler
Assistant Coach	Brittany Morris
Assistant Coach/Director of Video Analytics and Graphic Design	LaMont Russell
Graduate Assistant	Selim Aldag
Director of Operations	Cortnee Walton
Assistant AD/Women's Basketball	Adrienne Johnson
All-Time Record	1,047-540 (51st yr.)
All-Time NCAA Tournament Record	45-27 (27 Appearances)
SID - Matt Paras	c: (401) 215-5656
	email: Paras@GoCards.com
	(502) 852-5732

Athletics Department

LOUISVILLE

2025-26 WOMEN'S BASKETBALL



#10/#11 Louisville Cardinals vs. Miami Hurricanes

Game 18 • Thursday, January 8 • 3 p.m. ET • ACCNX • 93.9-FM The Ville • Coral Gables, Fla. • Watsco Center

LOUISVILLE

Record: 14-3, 4-0 ACC

NET: 12 SOS: 17

Last Game: W, 85-60 vs. Virginia Tech

Scoring Margin: +24.7

Head Coach: Jeff Walz

Record at UL: 500-149 (19th year)

International Record: 19-1 (.950)

Career Record: 519-150 (.776)

Leading Scorer: Tajianna Roberts (13.2)

Leading Rebounder: Laura Ziegler (7.4)

Assists Leader: Roberts, Ziegler (2.9)

Blocks Leader: Grace Mbugua (1.0)

Steals Leader: Skylar Jones (2.2)

MIAMI

Record: 10-5, 2-2 ACC

NET: 45 SOS: 25

Last Game: L, 55-70 vs. Clemson

Scoring Margin: +11.8

Head Coach: Tricia Culp

Record at Miami: 24-20 (Second year)

Career Record: 500-299 (26th year)

Leading Scorer: Ra Shaya Kyle (15.8)

Leading Rebounder: Ra Shaya Kyle (10.3)

Assists Leader: Gal Raviv (3.6)

Blocks Leader: Ra Shaya Kyle (0.9)

Steals Leader: Gal Raviv (1.8)

FAST BREAK

■ The Cards have three Quad 1 wins this season, the most of any team in the ACC. The league has only 10 Quad 1 wins this season with the Cards accounting for 30% of those wins. Louisville has played six Quad 1 games this year, tied for the most by any ACC team.

■ Louisville has faced a gauntlet of a schedule this season with a number of ranked opponents on the slate. Louisville played the preseason No. 1 and No. 2 teams in their non-conference schedule, just one of two teams nationally to face both teams during non-conference play. The Cardinals have played five Top 20 teams so far this season.





■ Head coach Jeff Walz collected his 500th career win on Jan. 4 against Virginia Tech. He becomes just the seventh active head coach with 500 or more wins at one school. He is the fourth coach in the history of the University of Louisville to win 500 or more games (Denny Crum, Dan McDonnell, Sandy Pearsall).

■ Walz ranks 10th among active head coaches with a .770 career winning percentage (500-149). Among power conferences, Walz ranks seventh overall and has the highest winning percentage among ACC coaches.

■ Louisville has been getting great production from the bench this season as they lead the ACC and rank second nationally with 35.8 bench points per game. They have had 40 or more bench points seven times this season and the Louisville bench has outscored opponents on their own three times this season.

■ The Cardinals have been strong on the defensive front this season, holding opponents to 58.4 points per game. They have limited opponents to 60 points or less nine times this season and held them to 50 points or less five times this year. The Cardinals have held their opponent below their season scoring average in each of the last 15 games dating back to Nov. 12.

PROJECTED STARTERS (based off last game)

22		4		0		11		9											
Tajianna ROBERTS		Mackenly RANDOLPH		Laura ZIEGLER		Elif ISTANBULLIOGLU		Anaya HARDY											
PPG	RPG	APG	MPG	PPG	RPG	APG	MPG	PPG	RPG	APG	MPG								
13.2	2.5	2.9	28.4	7.1	4.4	1.0	20.2	11.7	7.4	2.9	27.1	8.9	5.3	1.0	24.0	5.8	5.7	0.3	14.1

2025-26 Louisville Cardinals Roster

No.	Name	Pos.	Ht.	Yr.	Hometown	PPG	RPG	APG	Notes
0	Laura Ziegler	F	6-2	Sr.	Herlev, Denmark	11.7	7.4	2.9	Tied season high with 18 points against Virginia Tech
1	Reyna Scott	G	5-10	Sr.	New York, N.Y.	7.7	2.4	2.6	Tied career high with 15 pts against #3 South Carolina
2	Imari Berry	G	5-10	So.	Clarksville, Tenn.	10.1	5.1	2.8	First career double-double (15 pts, 13 rebs) vs. #17/#18 UT
4	Mackenly Randolph	F	6-0	So.	Los Angeles, Calif.	7.1	4.4	1.0	Scored 11 points and career-best 3 steals against VT
5	Rebekah Graves	G	5-6	R-Fr.	Keller, Texas	2.4	0.7	0.1	Scored 10 pts against Bellarmine
9	Anaya Hardy	F	6-3	So.	Detroit, Mich.	5.9	5.9	0.3	Tallied third double-double (12 pts, 10 rebs) against BSU
11	Elif Istanbuluoglu	F	6-3	Jr.	Istanbul, Türkiye	8.9	5.2	1.2	Career-high 14 rebs vs. #17/#18 Tennessee
12	Yevheniia Putra	F	6-3	Fr.	Kyiv, Ukraine	3.9	3.2	0.4	Scored season-best 10 pts against ECU
13	Isla Juffermans	F	6-4	So.	Coffs Harbour, Australia	-	-	-	Played in 24 games in 2024-25
20	Peyton Bradley	G	5-8	Fr.	Brandenburg, Ky.	3.8	1.1	0.8	Tied season high with 8 pts against Ball State
21	Reagan Bender	G	5-10	R-Fr.	Louisville, Ky.	5.0	2.0	1.5	Set career high with 13 pts against Morehead
22	Tajianna Roberts	G	5-10	So.	San Diego, Calif.	13.2	2.5	2.9	Leads team in scoring and assists this season
23	Skylar Jones	G/F	6-0	Jr.	Chicago, Ill.	9.5	3.6	1.4	Tied a career high with 5 assists against Virginia Tech
24	Grace Mbugua	F	6-4	Fr.	Danville, Ky.	4.0	5.3	0.3	Made debut against ECU and had team-best 10 boards

Pronunciation Guide

Ziegler (SEEG-lur), Imari (uh-MAR-e), Elif Istanbuluoglu (A-liff ee-stahn-BOO-low-loo), Yevheniia Putra (yehv-HEN-ee-ya POO-trah), Isla (EYE-luh), Tajianna (tah-jee-AH-nuh), Mbugua (em-BOO-gwah) Walz (Walls), Jonneshia Pineda (JON-ee-SHA PIN-ay-duh)

ABOUT THE HURRICANES

Miami enters Thursday's matchup with a 10-5 overall record and are 2-2 in ACC play. They are coming off a week where they defeated Virginia Tech 75-69 on the road in overtime and then fell at home to Clemson, 70-55. Their other ACC win on the year came against Wake Forest (64-61) on Dec. 18 and they dropped their ACC opener to NC State (87-61) on Dec. 14. Miami had one other common opponent of the Cardinals as they dropped their ACC/SEC matchup to Kentucky (64-48) on Dec. 3. Ra Shaya Kyle leads the ACC and ranks fourth nationally with 10 double doubles on the season. She ranks second in the league and 22nd nationally with 10.3 rebounds per game. She also gets to the free throw line at a high rate as she leads the ACC and is 27th in the country with 69 made free throws.

■ **Series History** - This will be the 14th meeting all-time between the two teams and the 13th meeting as conference foes in the ACC. Louisville leads the all-time series 10-3 and are 10-2 over the Hurricanes under head coach Jeff Walz. The Cardinals have won six of the last seven meetings between the two schools. The Cardinals are 5-0 all-time against the Hurricanes in games played down in Coral Gables.

■ **Last Meeting (Jan. 2, 2025)** - The Louisville women's basketball team (9-5, 2-1) returned home for the first time in nearly three weeks and did not miss a beat in its 74-56 win over Miami (11-3, 1-2 ACC) Thursday night at the KFC Yum! Center. Louisville raced out to an early lead and did not look back as the Cardinals won their third-straight game and improved to 2-1 in ACC play. Jayda Curry paced the Cardinals with a season-best 21 points as she shot 6-for-12 from the field, 4-for-9 from three and was a perfect 5-for-5 from the free throw line. Tajianna Roberts scored all 14 points of her points in the first half to go with four rebounds, four assists and two steals. Olivia Cochran scored in double figures for the third-straight game with 13 points on 6-for-9 shooting and tied a season high with three steals. Facing her former team, Ja'Leah Williams nearly tallied a triple double as she had eight points and team-bests seven rebounds and seven assists to go with four steals.

QUICK HITTERS

■ **Defending the Arc** - The Cardinals held Virginia Tech to 0-for-16 shooting from the three-point line in their win over the Hokies on Jan. 4. It snapped a streak of 329 consecutive games that Virginia Tech had made a three-pointer in. It was the first time for the Cardinals that they limited an opponent to zero three-pointers made since the 2021 season against Clemson. The Cardinals lead the ACC and rank 11th nationally in 3-point percentage defense (24.6%).

■ **Making the Extra Pass** - Louisville tallied 23 assists on its 34 made baskets in the win over Virginia Tech. It was the sixth time this season the Cardinals have had 20 or more assists in a game.

THE NEW MR. 500

Head coach Jeff Walz picked up his 500th career win in the Cardinals 85-60 win over Virginia Tech on Jan. 4.

- He becomes the seventh active women's basketball head coach to have won 500 or more games at one school.
- He is the only coach in the ACC to win 500 or more games at one school and just the

GAMEDAY INFO

Date: Thursday, January 8
Time: 3 p.m. ET
Site: Coral Gables, Fla. | Watsco Center (8,000)
TV: ACCNX (Joe Zagacki, play-by-play; Tamra James, analyst)
Radio: 93.9-FM The Ville (Nick Curran, play-by-play; Cortnee Walton, analyst)
Series History: Louisville leads 10-3 (5-2 home, 5-0 away, 0-1 neutral)
Last Meeting: W, 74-56 (Jan. 2, 2025 at KFC Yum! Center)
UofL National Ranking: 10th Associated Press, 11th USA Today

Team Statistics	Cards	UM
Points per game	83.1	72.9
Scoring margin	+24.7	+11.8
Field goal percentage	.461	.448
3-Point FG-attempts	140-388	85-303
3-Point FG percentage	.361	.281
3-Point FG made per game	8.2	5.7
Free throws-attempts	208-279	199-288
Free throw percentage	.746	.691
FTs made per game	12.2	13.3
Rebounds per game	43.6	38.4
Rebounding margin	+9.6	+6.0
Assists per game	16.8	13.1
Turnovers per game	12.4	13.3
Turnover margin	+5.4	+1.9
Assist/turnover ratio	1.4	1.0
Steals per game	9.5	7.2
Blocks per game	2.5	3.4

CARDS IN THE RANKINGS

Stat	#	ACC Rank	NCAA Rank
Bench Points Per Game	35.8	1	2
3PT Percentage Defense	24.6	1	11
Scoring Offense	83.1	2	19
Scoring Margin	+24.7	1	20
Turnovers Per Game	12.4	3	20
Assist/Turnover Ratio	1.36	2	23
Rebounds Per Game	43.6	4	24
Rebound Margin	+9.6	3	25
Three Point Percentage	36.1	1	36

third coach in the league to win 500 or more games in their careers (Wes Moore, Tricia Cullop).

■ At the University of Louisville, Walz is the fourth coach all-time to win 500 games or more (Denny Crum, Dan McDonnell and Sandy Pearsall).

CARDS POST-THANKSGIVING STREAK

The Cardinals have been running on all cylinders on both sides of the ball since the Thanksgiving holiday.

- Over the last 11 games, the Cardinals have averaged 87.3 points per game, hold a +31.9 scoring margin and have shot 46.9% from the field and 37.0% from three.
- Louisville's lowest point total over this streak has been 76 points as they have scored 80 or more points eight times and 90 or more points five times.
- The Cards have averaged 18.5 assists per game and have a 1.4 assist/turnover ratio over the last 11 games.
- Defensively, Louisville's opponents are averaging just 55.4 points per game.
- The Cards have held their opponents to 60 points or less seven times and 50 points or less four times over this stretch.
- Louisville has dominated the glass as they have averaged 47.6 rebounds per game and have a +14.9 rebounding margin over the last 11 games.

CARDS CRUSH NO. 17/18 TENNESSEE, 89-65

Louisville had a dominant 89-65 win over No. 17/18 Tennessee on Dec. 20 in the Women's Champions Classic at the Barclays Center in Brooklyn, NY.

- After the score was tied halfway through the third quarter, Louisville outscored the Volunteers 41-17 over the final 15 minutes to clinch the win.
- The 24-point margin is the largest win by an ACC team against a ranked opponent this season. The previous high before Dec. 20 was 10, set by the Cardinals against No. 12 North Carolina on Dec. 14.
- It was Louisville's largest win over a Top 20 team since March of 2023, when the Cardinals defeated No. 10 Notre Dame, 64-38.
- The 24-point loss was the largest loss for the Volunteers since Feb. 27, 2025, when they lost by 24 to Kentucky.
- Louisville hauled in 59 rebounds in the win, the most rebounds given up by Tennessee in a game since Feb. 20, 2022, when they allowed 59 rebounds in a loss to No. 1 South Carolina.

ZIEGLER THE WALKING DOUBLE-DOUBLE

The Cardinals added one of the most prolific rebounders and scoring post players from the transfer portal in forward Laura Ziegler from Saint Joseph's.

- Ziegler leads the team in rebounding with 7.4 rebounds per game. She has led the team in rebounds in eight games this season.
- She averages a team-best 2.9 assists per game and has multiple assists in 13 of the 17 games this season. Ziegler has a team-best 2.1 assist/turnover ratio on the season.
- Tied a season-best with 18 points and led the team with nine rebounds in the win over Virginia Tech.
- Scored 10 points to go with eight rebounds and a team-best six assists in the win over No. 17/18 Tennessee.
- Was named ACC Co-Player of the Week following the wins over Ball State and No. 12/11 North Carolina.
- Led the team with 17 points and eight rebounds while recording zero assists over 42 minutes played in the road win over No. 12/11 North Carolina.
- She had 15 points with five rebounds and two assists in the win over Ball State.
- Eclipsed the 1,500-point mark for her career with 16 in the win over ETSU.
- Collected her third double-double of the season with 18 points and 11 rebounds against No. 20/18 Kentucky.
- She scored in double figures for the fourth-straight game with team-high 13 points against Morehead State.
- Ziegler recorded her second double-double of the season with team-highs 17 points and 10 rebounds in the road win over Clemson.
- She reached double-digit rebounds with a team-best 11 and five assists to go with nine points against NKU.
- In her debut for the Cardinals, Ziegler led the team with 16 points and a career-best 18 rebounds for a double-double against No. 1 UConn.
- The 18 rebounds were the most by an opposing player in a single game against

HEAD COACH JEFF WALZ

Head coach **Jeff Walz**, in his 19th season as a head coach, has compiled a 500-149 record as the Cardinals' leader. Walz and the Cardinals boast quite an astounding resumé that includes 12 trips to the NCAA Sweet 16, eight trips to the Elite Eight, four trips to the final four and two trips to the national title game. Overall, he has compiled a 41-16 record in NCAA Tournament games and ranks 10th all-time and fifth among active coaches with a 71.9 NCAA Tournament winning percentage. All of this for a program that had just four NCAA Tournament wins and had never reached a Sweet 16 prior to Walz being named head coach.



Walz is the all-time winningest coach in program history and averages 27.1 victories per season. He directed Louisville to a program-record 36 victories in 2017-18 en route to being named ACC Coach of the Year, 34 victories in 2008-09, 33 wins in 2013-14, 32 wins in 2018-19 and 29 wins in 2021-22.

Walz has been with the Cardinals for 19 seasons and is tied for 14th for the longest active streak at the same school. Among the power conferences, Walz is fifth behind Geno Auriemma (41 years, UConn), Bill Fennelly (31 years, Iowa State), Brenda Frese (24 years, Maryland) and Jim Flanery (24 years, Creighton).

The Cardinals have reached 20 wins 15 consecutive times and they have won at least 20 games in 17 of Walz's 18 full seasons. The longest run previously was three, achieved twice, and UofL had just 10 20-win seasons in its 32 previous years.

Walz led Louisville to four consecutive Atlantic Coast Conference regular season titles in 2018, 2019, 2020 and 2021, and over that four-year span, the Cardinals went a combined 122-15, which marked the fewest losses and best winning percentage over a four-year period in program history.

From 2016-2021, he coached the ACC Player of the Year in five of six seasons as Myisha Hines-Allen won the award in 2016, Asia Durr in 2018 and 2019, and Dana Evans in 2020 and 2021. He also coached Angel McCoughtry to Big East Player of the Year honors in 2007.

After being hired as the Cardinals' head coach on March 27, 2007, the Bluegrass State native used little time to make a splash. His first year featured the program's first NCAA Sweet 16 and it culminated with Louisville earning the No. 12 ranking in the final ESPN/USA Today Coaches Poll. For his efforts, Walz was named the WBCA Maggie Dixon Rookie Coach of the Year.

Prior to taking the reins at Louisville, Walz spent five seasons at Maryland, including his final season as the associate head coach in 2006-07. The season prior, he helped lead the Terrapins to a school-record 34 wins and the program's first national title.

Walz has four children: daughter Kaeley, son Jacob, and daughters Lola and Lucy. He married the former Lauren Lueders in September of 2012, and the couple resides in Louisville.

Walz's Milestone Collegiate Victories

No.	Date	Score
1	11/10/07	Louisville 81, Ball State 62
50	2/17/09	Louisville 89, St. John's 60
100	11/22/11	Louisville 78, Austin Peay 60
150	11/11/13	Louisville 100, Quinnipiac 82
200	1/29/15	Louisville 78, Syracuse 58
250	1/15/17	Louisville 63, Miami 59
300	11/6/18	Louisville 102, WKU 80
350	1/23/20	Louisville 71, Virginia 56
400	1/16/22	Louisville 63, Boston College 53
450	12/13/23	Louisville 74, Morehead State 48
500	1/4/26	Louisville 85, Virginia Tech 60

Louisville Women's Basketball History

Before Walz 1975-2007 (32 seasons)	With Walz 2007-pres (19th season)
Overall Record	Overall Record
547-391 (.583)	500-149 (.770)
NCAAT Record	NCAAT Record
4-11 (.267)	41-16 (.719)
Sweet 16 App.	Sweet 16 App.
0	12
Elite Eight App.	Elite Eight App.
0	8
Final Four App.	Final Four App.
0	4
NCAA Finalist	NCAA Finalist
0	2

UConn since 2003.

■ Ziegler earned Preseason All-ACC honors prior to the season. She was also named to the Naismith Trophy Women's Player of the Year Watch List, Wooden Award Preseason Watch List, USBWA Ann Meyers Drysdale Award Watch List and Lisa Leslie Award Watch List.

■ In September, Ziegler played with the Denmark National Team in the 3x3 Europe Cup that was hosted in Copenhagen.

■ Ziegler spent three seasons at Saint Joseph's prior to transferring to Louisville ahead of her senior season.

■ She is coming off a junior season where she led the Atlantic-10 in rebounding with 10.4 per game and was second in the conference in scoring with 17.5 per game.

■ She was a Becky Hammon Mid-Major Player of the Year finalist after she was just the third player in SJU program history to record 500+ points, 200+ rebounds and 100+ assists in a single season.

■ She ranked third in the NCAA with 8.8 defensive rebounds per game, fifth nationally with 20 double-doubles and 15th with 10.4 rebounds per game. Ziegler was also tied for second in the NCAA with two triple doubles.

■ Ziegler set the program record with a career-best 43 points against Loyola Chicago on Feb. 9 of last season.

RISING ROBERTS

Guard Tajianna Roberts put on a show during her first collegiate season for the Cardinals and is back for her sophomore campaign.

■ Leads the team in scoring with 13.2 points per game and has a team-best 13 games in double figures and three 20-point scoring games.

■ Two of her three 20-point outings have come against Top 20 teams (No. 3 South Carolina, No. 20 Kentucky)

■ Led the team in scoring for the third-straight game with 15 points and tied a career high with a team-best five assists in the win over SMU.

■ Had team-best 18 points, tied a career high with five rebounds and had a season-best five rebounds in win over No. 17/18 Tennessee.

■ Scored 11 points to go with a team-best four assists and tied a career high with four steals in road win over No. 12/11 North Carolina.

■ Tallied a team-best 20 points and was 4-for-8 from three against No. 3 South Carolina.

■ Scored in double figures in five-straight games between NKU (11/9) and Eastern Illinois (11/28).

■ Scored 22 points against No. 20/18 Kentucky for her second 20-point outing of the season.

■ Roberts tied a career high with 23 points on 10-for-16 shooting in the win over NKU.

■ Prior to the 2025-26 season, Roberts earned Preseason All-ACC honors from the coaches and Blue Ribbon Panel. She was also named to the Naismith Trophy Women's Player of the Year Watch List, USBWA Ann Meyers Drysdale Award Watch List and the HoopHall Ann Meyers Drysdale Award Watch List.

■ Roberts started all 33 games as a freshman, averaged 12.8 points per game (second on the team) and led the team with 57 steals on the season.

■ She earned ACC All-Freshman team and Second Team All-ACC honors after the regular season. She was one of just two freshmen to earn All-ACC honors.

■ Roberts was named ACC Rookie of the Week five times during the season, setting the program record for most freshmen of the week honors in a single season.

■ She tallied 25 games with 10 points or more, the most of any ACC freshmen during the season.

■ In her collegiate debut against #5/#6 UCLA, Roberts scored 21 points to lead the Cards and was the first Louisville freshman to score 20 or more points in a game since the 2020-21 season.

INCREDIBLE IMARI

Sophomore guard Imari Berry has been lighting it up in her second year with the Cardinals.

■ On the season, she is averaging 10.1 points, 5.1 rebounds and 2.8 assists per game while shooting 44.4% from the field.

■ Since the ETSU game on Nov. 29, Berry has averaged 11.2 points, 6.1 rebounds, 3.1 assists and 1.6 steals per game while shooting 48.7% from the field, 44.1% from three and 92.0% from the line.

■ She has scored in double figures seven times over the past 10 games while hauling in five rebounds or more in seven of the last 10 games.



TEAM	ACC	PCT.	OVERALL
1. #10/#11 Louisville	4-0	1.000	14-3
2. Virginia	4-0	1.000	12-3
3. NC State	4-0	1.000	11-4
4. Duke	4-0	1.000	9-6
5. Syracuse	3-1	.750	13-2
6. Stanford	2-1	.667	13-3
7. #22/#18 North Carolina	2-2	.500	13-4
8. Wake Forest	2-2	.500	12-4
9. RV/#25 Notre Dame	2-2	.500	10-4
10. Clemson	2-2	.500	11-5
11. Miami	2-2	.500	10-5
12. Georgia Tech	2-2	.500	7-9
13. Virginia Tech	1-3	.250	11-5
14. Pitt	1-3	.250	8-9
15. Cal	0-3	.000	9-7
16. SMU	0-4	.000	7-9
17. Florida State	0-4	.000	5-11
18. Boston College	0-4	.000	4-13

ACC RESULTS (Jan. 4)

#13 Louisville 85, Virginia Tech 60

Duke 82, #18 Notre Dame 68

Stanford 77, #16/#15 North Carolina 71 (OT)

Virginia 91, Florida State 87 (2OT)

NC State 71, Cal 60

Syracuse 73, Wake Forest 58

Clemson 70, Miami 55

Georgia Tech 67, SMU 59

Pitt 64, Boston College 61

ACC SCHEDULE (Jan. 8)

#10/#11 Louisville vs. Miami	3 p.m.	ACCNX
Duke vs. Cal	6 p.m.	ACCNX
Boston College vs. RV/#25 Notre Dame	6 p.m.	ACCNX
Virginia Tech vs. Syracuse	6 p.m.	ACCNX
Virginia vs. Georgia Tech	7 p.m.	ACCNX
NC State vs. Clemson	8 p.m.	ACCNX
Wake Forest vs. Stanford	10 p.m.	ACCNX

- Had 13 points on 5-for-8 shooting and 3-for-4 from three in the win over Virginia Tech.
- Scored 11 points and led the team with nine rebounds in the win over SMU.
- Had one of the best games of her career with 15 points and a career-best 13 rebounds for her first career double-double while tying a career best with four steals in the win over No. 17/18 Tennessee.
- Scored 11 of her 13 points in the second half and overtime of Louisville's 76-66 overtime win over No. 12/11 North Carolina.

ELIF'S SUMMER ABROAD

Forward Elif Istanbuluoglu spent most of her summer overseas as she competed with multiple levels of the Türkiye National Teams.

- In her first summer tournament, Elif made the Türkiye Senior National Team for the 2025 FIBA EuroBasket in Greece. Coach Walz and graduate assistant Selim Aldag were on the Türkiye staff and the team finished seventh overall.
- Later in the summer, Elif played with the U20 team at the 2025 FIBA U20 EuroBasket in Portugal and had a breakout tournament.
- She led the squad with 17.9 points and 11.1 rebounds per game while shooting 44.0 percent from the floor.
- Elif was one of 10 'Players who lit up FIBA U20 Women's EuroBasket 2025' by FIBA following the tournament.
- Had career highs in back-to-back games with 12 points against EIU and 15 against ETSU.
- Tied a career high with 15 points and led the team with nine rebounds against No. 3 South Carolina.
- Set a career high with 16 points and 39 minutes played in the overtime road win over No. 12/11 North Carolina.
- Tallied a career-best 14 rebounds in the win over #17/#18 Tennessee.

SKYLAR'S BEEN SWIPING

The Cards added a defensive menace from the transfer portal in guard/forward Skylar Jones from Arizona.

- She has tallied multiple steals in five of the last six games, eight of the last 11 games and 11 times total this season. She has had three or more steals in six games this season.
- Tied a career high with five steals and had 10 points in the win over SMU.
- Stuffed the stat sheet with 10 points, six rebounds, two steals and an assist against EKU.
- Scored a team-best 20 points with seven rebounds, three steals and three assists against Ball State.
- Tallied a team-best 15 points and collected a season-best seven rebounds and three assists against New Hampshire.
- Recorded 12 points against No. 3 South Carolina.
- She scored a season-best 21 points and tied a career high with five steals against Colorado.
- Jones was one of three players in double figures with 13 points on 4-for-7 shooting and was 2-for-3 from behind the arc against No. 1 UConn.
- Prior to the 2025-26 season, she was named to the Cheryl Miller Award Watch List.
- Jones played her first two collegiate seasons at Arizona, where she played in 64 games and made 40 starts.
- Last season for Arizona, she was one of three players to score 10 points or more per game (10.7) and led the team with 52 steals.
- Jones shot 49.2 percent (125-for-254) from the floor and led the team with a 41.9 percent (13-for-31) mark from behind the arc in conference play. She was 35.1 percent (20-for-57) from three for the season.
- Jones scored a career-best 30 points against No. 11 TCU last season. It was the most points scored by an Arizona player in a game since 2023.

HARDY IS HOOPIN

Sophomore Anaya Hardy is having a breakout season in her second year with the Cardinals.

- She leads the team with a .704 field goal percentage and is second on the team with 5.7 rebounds per game.
- Since the Morehead State game on Nov. 19, Hardy has played 10 minutes or more in nine of the last 13 games. She has played 20 minutes or more in six of those games.
- She earned her first career start against No. 3 South Carolina and has started in each of the last eight games.
- Over the last 13 games, Hardy has averaged 6.7 points per game and 6.7 rebounds

TOP TEAM EFFORTS UNDER JEFF WALZ

Most points scored in a game: 116 vs. DePaul, 12/4/20 (UofL 116, DePaul 75)
Most field goals made in a game: 49 vs. DePaul, 12/4/20 (UofL 116, DePaul 75)
Most 3-point field goals made in a game: 18 vs. Syracuse, 2/11/12 (UofL 89, SU 62)
Most free throws made in a game: 33 at Kentucky, 12/11/22 (UofL 86, UK 72)
Most free throws attempted in a game: 42 vs. Rutgers, 1/11/09 (UofL 64, RU 59)
Most total rebounds in a game: 68 vs. Loyola-Chicago, 11/9/13 (UofL 101, LC 54)
Most assists in a game: 28 vs. Ball State, 12/17/13 (UofL 105, BSU 67); vs. Chattanooga, 3/18/17 (UL 82, UTC 62)
Most steals in a game: 24 vs. BYU, 3/21/15 (UofL 86, BYU 53)
Most blocked shots in a game: 11 vs. DePaul, 12/4/20 (UofL 116, DePaul 75); vs. TSU, 12/2/18 (UofL 107, TSU 52)
Fewest turnovers in a game: 3 vs. Oregon State, 3/26/18 (UofL 76, OSU 43)
Fewest points allowed in a game: 25 vs. Bellarmine, 11/16/21 (UofL 82, BU 25); vs. Tennessee State, 12/31/12 (UofL 88, TSU 25)
Largest margin of victory: 78 vs. Bellarmine, 11/16/23 (UofL 111, BU 33)
Highest field goal percentage in a game: .678 (40-59) vs. IPFW, 11/29/10 (UofL 100, IPFW 79)
Highest 3-point percentage in a game (min. 8 attempts): .714 (10-14) vs. Rutgers, 3/8/09 (UofL 87, RU 82, 2 OT)
Lowest field goal percentage allowed: .149 (7-47) Bellarmine, 11/16/21 (UofL 82, BU 25)

HONORS

Imari Berry 2024 ACC Newcomer Watch List
Skylar Jones 2026 Cheryl Miller Award Watch List, 2023-24 Pac-12 All-Freshman Honorable Mention
Tajianna Roberts 2026 Naismith Trophy Player of the Year Watch List, 2025 Preseason All-ACC Team, 2026 USBWA Ann Meyers Drysdale Award Watch List, 2026 HoopHall Ann Meyers Drysdale Award Watch List, 2024-25 Second Team All-ACC, 2024-25 ACC All-Freshman Team, 5x ACC Rookie of the Week (2/17, 2/3, 1/13, 12/2, 11/11)
Reyna Scott 2022-23 Big 12 All-Academic Rookie Team
Jeff Walz 2021-22 Naismith Coach of the Year Late Season Watch List, 2020-21 Naismith Coach of the Year Semifinalist, 2019-20 Naismith Coach of the Year Semifinalist, 2019 USA Basketball National Coach of the Year, 2018-19 Naismith Coach of the Year Semifinalist, 2017-18 ACC Coach of the Year, 2017-18 Naismith Coach of the Year Semifinalist
Laura Ziegler ACC Co-Player of the Week (12/15), 2026 Wooden Award Watch List, 2026 Naismith Trophy Player of the Year Watch List, 2025 Preseason All-ACC Team, 2026 USBWA Ann Meyers Drysdale Award Watch List, 2026 Lisa Leslie Award Watch List, 2024-25 Becky Hammon Mid-Major Player of the Year Finalist, 2024-25 Atlantic 10 First Team All-Conference, 2024-25 Big 5 Player of the Year, 2024-25 USBWA National Player of the Year Watch List, 2024-25 USBWA Ann Meyers Drysdale National Player of the Week (2x), 2024-25 AP Player of the Week Honorable Mention, 2023-24 USBWA National Player of the Year Watch List, 2023-24 First Team All-Big 5, 2023-24 Atlantic 10 First Team All-Conference, 2023-24 Atlantic 10 All-Defensive Team, 2022-23 Atlantic 10 Rookie of the Year, 2022-23 ECAC Rookie of the Year, 2022-23 Big 5 Rookie of the Year, 2022-23 Atlantic 10 Third Team All-Conference, 2022-23 Second Team All-Big 5, 2022-23 Atlantic 10 All-Rookie Team

per game while shooting 37-for-53 (69.8%) from the field.

- Hardy has tallied three double-doubles and is tied with Ziegler for the most double-doubles on the season.
- She had 12 points and 13 rebounds against Morehead State, 11 points and 12 rebounds against EIU and 12 points and 10 rebounds against Ball State.
- Hardy has had 10 or more rebounds in four games this year.

RETURN OF THE MAC

Forward Mackenly Randolph is back for her sophomore season with the Cardinals.

- Randolph has tallied four or more rebounds in each of the last six games and 11 games total this season.
- Scored 11 points and had a career-best three steals in the win over Virginia Tech.
- Had 11 points and eight rebounds in the win over No. 17/18 Tennessee.
- Tied a season-high with 12 points to go with four rebounds against Ball State.
- Scored a season-best 11 points on 5-for-7 shooting against New Hampshire.
- Had a season-best eight rebounds with nine points against Bellarmine.
- Tallied a season-best 12 points in the win over EIU.
- She had nine points and brought in five rebounds in the road win over Clemson.
- Randolph tallied 10 points and had six rebounds in the win over NKU.
- She battled a foot injury for most of her freshman season but still played in 32 games and made nine starts last season.
- Randolph averaged 3.6 points per game and 2.1 rebounds per game with a 47.9 field goal percentage from the floor.
- Led the team with a career-best 13 points on 5-for-7 shooting and played a career high 35 minutes against No. 11 Duke in ACC Tournament last year.
- Set a career high with a team-best 10 rebounds and scored eight points against #3 Notre Dame.

RUNNING WITH REYNA

Louisville added a veteran guard with three years of Power 4 experience from the transfer portal in Reyna Scott from Oklahoma.

- Scored 12 points with two assists and two steals in the win over No. 17/18 Tennessee.
- Tied a career high with 15 points and team-best four assists against No. 3 South Carolina.
- Scored 13 points on 5-for-8 shooting against Bellarmine.
- Back-to-back games in double figures after scoring 11 points against Morehead State.
- She was one of three players in double figures with 10 points and added five rebounds in the road win over Clemson.
- Scott scored in double figures with 13 points on 6-for-8 shooting to go with four rebounds and two steals in the win over NKU.
- She led the Cards with three assists and added nine points and four rebounds against No. 1 UConn.
- Scott had 92 career games played over her three years at Oklahoma
- In her junior year at OU, she started each of the last 16 games and helped the Sooners reach the Sweet 16 of the NCAA Tournament.
- Scott scored in double figures five times, all against Power Four opponents last season.
- She dished out five or more assists in six games last year, including career-high eight at No. 7 LSU.

STRENUOUS SCHEDULE

Louisville has one of the toughest schedules in the country, especially over the first two months of the season.

- Louisville faced both the No. 1 and No. 2 team in the AP preseason poll, just one of two teams nationally to play both teams during the non-conference portion of the schedule.
- The Cardinals have played five Top 20 teams so far this season.
- Louisville has three Quad 1 wins this season, which leads the ACC. Louisville has 30% of the leagues Quad 1 victories this season as the ACC has 10 across all teams.
- The Cards have played six Quad 1 games this season, tied for the most of any team in the ACC this season.

IN RARE AIR

Jeff Walz is one of the winningest coaches in all of college basketball in the regular season and NCAA Tournament.

- In Women's Basketball, he is one of just four active head coaches (Geno Auriemma, Dawn Staley, Kim Mulkey) and one of 11 all-time to make four or more Final Fours.

2025-26 NATIONAL RANKINGS

Associated Press			USA Today		
(Week 9)			(Week 9)		
1	UConn* (28)	15-0	1	UConn* (28)	15-0
2	Texas (4)	17-0	2	Texas (3)	17-0
3	South Carolina*	15-1	3	South Carolina*	15-1
4	UCLA	14-1	4	UCLA	14-1
5	Oklahoma	14-1	5	Oklahoma	14-1
6	Kentucky*	15-1	6	Vanderbilt	15-0
7	Vanderbilt	15-0	7	Kentucky*	15-1
8	Maryland	15-1	8	Maryland	15-1
9	Michigan	11-2	9	Michigan	12-2
10	Louisville	14-3	10	TCU	14-1
11	Iowa State	14-1	11	Louisville	14-3
12	LSU	14-2	12	LSU	14-2
13	TCU	14-1	13	Iowa State	14-1
14	Iowa	12-2	14	Iowa	13-2
15	Michigan State	14-1	15	Michigan State	14-1
16	Baylor	13-3	16	Baylor	13-3
17	Texas Tech	16-0	17	Ole Miss	14-3
18	Ole Miss	14-3	18	North Carolina*	13-4
19	Ohio State	13-2	19	Ohio State	13-2
20	Tennessee*	10-3	20	Texas Tech	16-0
21	USC	10-4	21	USC	10-4
22	North Carolina*	13-4	22	Tennessee*	10-3
23	Washington	12-2	23	Washington	12-2
24	Princeton	13-1	24	Alabama	15-1
25	Nebraska	13-2	25	Notre Dame*	10-4
* opponent this season			* opponent this season		

Others receiving votes: Illinois 58, Notre Dame* 27, Stanford* 25, NC State* 22, Alabama 13, West Virginia 9, Georgia 5, Duke* 3, Oklahoma St. 1

Others receiving votes: Princeton 38; West Virginia 30; Nebraska 24; Stanford* 5; Illinois 5; Oklahoma State 4; North Carolina State* 4; Oregon 3; Auburn 2; Arizona State 2

Louisville in the Polls

Date	AP	USAT
Preseason	20	19
Week 2	22	21
Week 3	21	19
Week 4	23	22
Week 5	22	21
Week 6	22	20
Week 7	16	17
Week 8	13	13
Week 9	10	11

- Of those 11, Walz is one of nine to have all of his appearances come at the same school.
- Including Men's Basketball, Walz is one of only seven active coaches to make four or more Final Fours.
- Walz ranks 10th in the NCAA with a .770 career winning percentage (500-149).
- Among power conferences, Walz ranks seventh overall and has the highest career winning percentage in the ACC.

A DECADE (PLUS) OF ACC SUCCESS

Since Louisville joined the ACC back in the 2014-15 season, they have been one of the most successful teams in the conference during the regular season and in the NCAA Tournament.

- Since the 2014-15 season, Louisville leads the league with 155 ACC wins and a .816 winning percentage in conference games. They are the only school in the league to have a winning percentage of .800 or better in ACC games during that timeframe.
- With the win over Stanford on Feb. 9 last season, the Cardinals continued their streak of 10 or more ACC wins in each season since they joined the league. They are the only program in the conference to have 10 or more ACC wins in each of the last 11 seasons.
- Louisville has won 12 or more ACC games in each of their 11 seasons in the league with the win over No. 11 Duke on Feb. 20 last season.
- Louisville has finished in the Top 5 of the league standings every season they have been in the league. They are the only school to finish in the Top 5 in the ACC standings in each of the last 11 seasons.
- The Cardinals have also reached the quarterfinals or farther in each of the last 11 ACC Tournaments, the only school to reach the quarterfinals or farther in each of the last 11 conference tournaments.
- Louisville has had five players named ACC Player of the Year, the most by any school during that time span.
- Over the last five NCAA tournaments (2021-25), Louisville leads the ACC with 11 total wins in the NCAA Tournament.
- In two of those five years (2021, 2022), the Cardinals were the farthest ACC team to advance in the bracket.
- Since the 2014-15 season, Louisville is second in the conference in NCAA Tournament wins (23).

ONE OF THE BEST IN THE COUNTRY

Louisville has been one of the best teams in the country since the start of the 2017-18 season. The Cardinals have totaled 237 wins and an .809 winning percentage. The wins rank fifth and the winning percentage is sixth in the NCAA during that span.

ROAD WARRIORS

Since the start of the 2017-18 season, the Cardinals are 81-21 in true road games. Louisville is fourth in the NCAA in road wins and sixth in road winning percentage (.794) during that span. The Cardinals were 10-4 on the road in 2024-25 with the 10 wins ranked second best in the ACC.

70-PLUS POINTS

The Cardinals are 131-12 in their last 143 games when they have scored 70 points or more, dating back to the 2018-19 season. UofL is 360-35 when surpassing the 70-point plateau under Walz.

50/50

The Cardinals were 7-0 in games when they shot 50 percent or better from the floor last season and are 4-0 this season after shooting 51.4% in the win over Bellarmine on Nov. 30. Overall, they boast a 163-3 record when shooting 50 percent or better from the field under Walz.

ALLOWING 59 POINTS OR LESS

The Cardinals have had great success when allowing 59 points or less in a game over the past few seasons. Louisville has won 59-straight games when allowing 59 points or less in a game after the 91-58 win over SMU on Jan. 1. The 59-straight wins dates back to the 2020-21 season. Over the past 12 seasons, the Cardinals are 166-4 when allowing 59 points or less in a game.

CAREER DOUBLE-DOUBLES

Imari Berry (1)	12/20/25	15 pts, 13 rebs
vs. Tennessee		
Anaya Hardy (3)	12/10/25	12 pts, 10 rebs
Ball State	11/28/25	11 pts, 12 rebs
Eastern Illinois	11/19/25	12 pts, 13 rebs
Morehead State		
Elif Istanbuluoglu (1)	11/16/23	10 pts, 12 rebs
Bellarmine		
Tajianna Roberts (2)	3/6/25	16 pts, 10 rebs
vs. Clemson	2/13/25	17 pts, 10 rebs
at Florida State		
Laura Ziegler (44)	11/22/25	18 pts, 11 rebs
Kentucky	11/16/25	17 pts, 10 rebs
at Clemson	11/4/25	16 pts, 18 rebs
vs. UConn	3/23/25	19 pts, 10 rebs
Villanova	3/20/25	16 pts, 13 rebs
Albany	3/1/25	21 pts, 10 rebs
Richmond	2/5/25	27 pts, 10 rebs
Saint Louis	1/29/25	14 pts, 14 rebs
at Davidson	1/25/25	14 pts, 13 rebs
La Salle	1/22/25	17 pts, 15 rebs
St. Bonaventure	1/18/25	23 pts, 14 rebs
at UMass	1/15/25	15 pts, 12 rebs
Fordham	1/5/25	22 pts, 17 rebs
at La Salle	1/2/25	16 pts, 15 rebs
at George Mason	12/21/24	23 pts, 13 rebs
Col. of Charleston	12/20/24	10 pts, 11 rebs, 10 asts
Howard	12/9/24	16 pts, 16 rebs
Maine	12/1/24	12 pts, 11 rebs
Villanova	11/27/24	16 pts, 10 asts
Saint Francis	11/22/24	22 pts, 12 rebs
at Utah	11/20/24	30 pts, 10 rebs
at Southern Utah	11/15/24	16 pts, 12 rebs
at Penn	11/6/24	19 pts, 13 rebs
Goldie-Beacom	3/2/24	27 pts, 12 rebs
at Duquesne	2/21/24	13 pts, 11 rebs
at VCU	2/8/24	19 pts, 14 rebs
at George Mason	1/27/24	14 pts, 10 rebs
Davidson	1/24/24	14 pts, 11 rebs
at St. Bonaventure	1/21/24	13 pts, 10 rebs
Rhode Island	1/15/24	16 pts, 16 rebs
La Salle	1/13/24	25 pts, 11 rebs
Duquesne	12/9/23	16 pts, 11 rebs
Villanova	11/28/23	12 pts, 11 rebs
at Bucknell	11/22/23	21 pts, 13 rebs
at Temple	11/14/23	18 pts, 14 rebs
at Penn	11/7/23	19 pts, 16 rebs
Rider	2/22/23	17 pts, 10 rebs
at George Mason	2/19/23	20 pts, 13 rebs
Rhode Island	2/11/23	11 pts, 11 rebs
at Dayton	2/8/23	22 pts, 16 rebs
VCU	1/29/23	13 pts, 14 rebs
at Richmond	1/10/23	10 pts, 10 rebs
Loyola Chicago	1/4/23	10 pts, 13 rebs
at George Washington	12/7/22	16 pts, 11 rebs
at Rider		

CAREER 20-POINT GAMES

Imari Berry (1)	11/21/24	21
Morehead State		
Skylar Jones (5)	12/10/25	20
Ball State	11/12/25	21
Colorado	3/20/25	21
Northern Arizona	2/16/25	30
TCU	3/23/24	24
vs. Syracuse		
Tajianna Roberts (7)	12/4/25	20
South Carolina	11/22/25	22
Kentucky	2/9/25	23
Northern Kentucky	2/9/25	21
Stanford	1/30/25	22
at SMU	12/21/24	23
at Memphis	11/4/24	21
vs. UCLA		
Laura Ziegler (17)	3/1/25	21
Richmond	2/23/25	23
George Mason	2/9/25	43
Loyola Chicago	2/5/25	27
Saint Louis	2/1/25	20
at George Washington	1/18/25	23
at UMass	1/5/25	22
at La Salle	11/22/24	23
College of Charleston	11/22/24	22
at Utah	11/20/24	30
at Southern Utah	3/2/24	27
at Duquesne	1/13/24	25
Duquesne	12/21/23	20
vs. UAB	11/22/23	21
at Temple	2/19/23	20
Rhode Island	2/8/23	22
VCU	1/14/23	22
at UMass		

ANOTHER 20-WIN SEASON

UofL defeated Clemson on Feb. 27 last season to reach 20 wins for the 15th-straight season and extended the program record. The 15-straight seasons with 20 or more wins is the fourth-longest active streak in the country and the longest active streak in the ACC. The longest run previously was three, achieved twice. The Cards have won at least 20 games in 17 of Walz's 18 seasons. Prior to Walz's arrival, Louisville had just 10 20-win seasons in its history.

WALZ IN THE BIG DANCE

Walz boasts a 41-16 record in NCAA Tournament games. He is 10th all-time in winning percentage and fifth among active coaches who have coached in at least 25 tournament games or more. He has directed UofL to a pair of national runner-up finishes (2009, 2013), four Final Fours (2009, 2013, 2018, 2022), eight Elite Eights (2009, 2013, 2014, 2018, 2019, 2021, 2022, 2023), 12 trips to the Sweet 16 and 16 NCAA Tournaments. Walz is one of four active head coaches to make four or more Final Fours.

NCAA Tournament All-Time Winning Percentage (Min. 25 games)			
No.	Coach	Record	Years
1.	Geno Auriemma, UConn	.855 (142-24)	1989-pres
2.	Pat Summitt, Tennessee	.830 (112-23)	1982-2012
3.	Kim Mulkey, Baylor/LSU	.776 (86-19)	2001-pres
4.	Linda Sharp, USC/Texas St.	.760 (19-6)	1982-1997
5.	Dawn Staley, Temple/SC	.754 (49-16)	2002-pres.
6.	Vic Schaefer, Miss. St./Texas	.750 (30-10)	1990-pres
7.	Leon Barmore, Louisiana Tech	.747 (56-19)	1983-2002
8.	Tara VanDerveer, OSU, Stan	.741 (100-35)	1982-2024
9.	Muffet McGraw, Notre Dame	.736 (67-24)	1987-2020
10.	Jeff Walz, Louisville	.719 (41-16)	2008-pres

PRESEASON AP AND USA TODAY RANKINGS

The Cardinals were ranked #20 in the 2025-26 Associated Press preseason poll and #19 in the USA Today Preseason Poll. They were one of five ACC teams in both polls.

■ **Preseason Top 20** - It marks the 16th-consecutive season that Louisville has been ranked in the Top 20 of the AP preseason poll and the 17th time in Walz's 19-year tenure. The 16-year streak in the preseason Top 20 is the longest active streak of any ACC team. The second-longest active streak among ACC teams is just five years.

HOME COURT ADVANTAGE

Since the KFC Yum! Center opened its doors for the 2010-11 season, the Cardinals have had one of the best home court advantages in the country. Louisville is 223-39 all-time at the KFC Yum! Center over the past 16 seasons. The Cardinals program record for consecutive home wins is 21 games, a streak that spanned over three seasons. Over the past nine seasons, Louisville is 118-15 at home.

BEST FANS IN THE COUNTRY

During the 2024-25 season, Louisville averaged 8,417 fans at the KFC Yum! Center, which was first in the ACC and eighth in the country. The 8,417 fans per game ranked eighth in ACC men's basketball for the 2024-25 season. For 15 straight-seasons, they have led the ACC and ranked in the top 10 in the country in attendance. They had a season-best 11,603 fans against Notre Dame last season.

KFC Yum! Center Attendance			
Year	Avg.	High	DI Rank
2010-11	10,859	22,152 vs. UK (12/5/10)	2nd
2011-12	10,670	16,483 vs. UConn (2/7/12)	2nd
2012-13	9,358	15,453 vs. UK (12/2/12)	3rd
2013-14	9,469	22,163 vs. UConn (3/3/14)	3rd
2014-15	9,515	14,862 vs. UK (12/7/14)	3rd
2015-16	9,503	16,524 vs. Cal (11/15/15)	4th
2016-17	8,256	12,245 vs. UK (12/4/16)	5th
2017-18	7,836	14,248 vs. FSU (1/21/18)	5th
2018-19	9,531	17,023 vs. UConn (1/31/19)	3rd
2019-20	9,062	12,086 vs. ND (1/26/20)	5th
2020-21*	2,557	2,989 vs. NCST (2/1/21)	2nd
2021-22	8,361	12,167 vs. Kentucky (12/12/21)	4th
2022-23	8,779	12,015 vs. Notre Dame (2/26/23)	5th
2023-24	8,640	12,249 vs. Virginia Tech (2/18/24)	8th
2024-25	8,417	11,603 vs. Notre Dame (2/2/25)	8th

*Fans limited due to covid protocols

THE LAST TIME LOUISVILLE ...

- Defeated a Top-5 team:**
Nov. 20, 2022 - No. 3 Texas, W, 71-63
- Defeated a Top-25 team:**
Dec. 14, 2025 - No. 17 Tennessee, W, 89-65
- Scored 100 or more points:**
Nov. 30, 2025 - vs. Bellarmine, W, 100-37
- Scored less than 50 points:**
Dec. 15, 2024 - No. 22/20 NC State, L, 42-72
- Allowed 100 or more points:**
Dec. 20, 2009 - at Kentucky, L, 67-101
- Held a team to less than 50 points:**
Dec. 7, 2025 - vs. New Hampshire, W, 94-43
- Won an overtime game:**
Dec. 14, 2025 - vs. No. 12 North Carolina, W, 76-66 (OT)
- Lost an overtime game:**
Nov. 16, 2024 - at #20 Kentucky, L, 61-71 (OT)
- Played a double-overtime game:**
Dec. 19, 2019 - at UT Martin, W, 71-63 (2OT)

THE LAST TIME UOFL HAD ...

- A player score 30 points:**
41, Jayda Curry at TCU (3/23/25)
- A player score 35 points:**
41, Jayda Curry at TCU (3/23/25)
- A player score 40 points:**
41, Jayda Curry at TCU (3/23/25)
- Two players score 20 points in a game:**
21, Olivia Cochran; 20, Kiki Jefferson vs. Liberty (11/25/23)
- A player grab 15 boards:**
18, Laura Ziegler vs. No. 1 UConn (11/4/25)
- A player grab 20 boards:**
20, Angel McCoughtry vs. Syracuse (2/3/09)
- Two or more players grab 10 rebounds in a game:**
14, Elif Istanbuluoglu; 13, Imari Berry vs. No. 17 Tennessee (12/20/25)
- A player dish out 10 assists:**
10, Mykasa Robinson vs. Wake Forest (3/3/23)
- A player record five or more steals:**
5, Skylar Jones vs. SMU (1/1/26)
- A player with five or more blocked shots:**
5, Emily Engstler vs. FSU (1/27/22)
- Two players record a double-double:**
Ja'Leah Williams, Tajianna Roberts vs. Clemson (3/6/25)
- Three players record a double-double:**
M. Hines-Allen, M. Moore, S. Fuehring vs. Va. Tech (2/9/17)
- Seven players score in double figures:**
Ziegler (13), Roberts (13), Berry (13), Bender (13), Hardy (12), Istanbuluoglu (11), Scott (11) vs. Morehead State (11/19/25)
- Eight players score in double figures:**
Taylor (15), Harris (14), Mobley (12), Russell (11), Curry (11), Jefferson (11), Cochran (10), Istanbuluoglu (10) vs. BU (11/16/23)
- A player records a triple-double:**
11 pts., 11 rbs., 10 assts. Mariya Moore vs. Syracuse (12/29/16)
- A player with 7 or more 3-pointers:**
7, Sydney Taylor at Georgia Tech (2/22/24)
- A player hit a last-second shot to win a game:**
Emily Engstler, :03.3 at No. 16 Georgia Tech, 50-48 (1/2/21)

Louisville Women's Basketball Results

RECORD: 14-3 Overall (Home: 10-2; Away: 2-0; Neutral: 2-1; ACC: 4-0)

Date	Opponent	Dec.	Result	Margin	Rec.	High Scorer	High Rebounder	High Assists	Attendance
N 4	vs. #1 UConn	L	66-79	-13	0-1	Ziegler - 16	Ziegler - 18	Scott - 3	3,640
N 9	NORTHERN KENTUCKY	W	89-61	+28	1-1	Roberts - 23	Ziegler - 11	Scott, Ziegler - 5	7,182
N 12	COLORADO	W	74-68	+6	2-1	Jones - 21	Ziegler, Putra, Randolph - 6	Roberts, Istanbuluoglu - 3	6,730
N 16	at Clemson	W	65-54	+11	3-1	Ziegler - 17	Ziegler - 10	Roberts - 4	1,004
N 19	MOREHEAD STATE	W	96-49	+37	4-1	4 players - 13	Hardy - 13	Scott, Berry - 4	6,620
N 22	#20/#18 KENTUCKY	L	62-72	-10	4-2	Roberts - 22	Ziegler - 11	Berry - 4	10,442
N 28	EASTERN ILLINOIS	W	91-38	+43	5-2	Roberts - 13	Hardy - 12	Ziegler - 5	6,890
N 29	vs. ETSU	W	88-50	+38	6-2	Berry - 17	4 Players - 6	Ziegler - 7	563
N 30	BELLARMINE	W	100-37	+63	7-2	Berry - 14	Hardy - 10	Berry, Scott, Ziegler - 4	6,942
D 4	#3 SOUTH CAROLINA	L	77-79	-2	7-3	Roberts - 20	Istanbuluoglu - 9	Scott - 4	10,012
D 7	NEW HAMPSHIRE	W	94-43	+51	8-3	Roberts, Jones - 15	Hardy - 9	Roberts - 5	6,653
D 10	BALL STATE	W	93-62	+31	9-3	Jones - 20	Hardy - 10	Berry, Jones - 3	6,477
D 14	at #12/#11 North Carolina	W	76-66 (OT)	+10	10-3	Ziegler - 17	Ziegler - 8	Roberts, Scott - 4	2,622
D 17	EASTERN KENTUCKY	W	76-51	+25	11-3	Roberts - 12	Mbugua - 10	Berry - 7	6,682
D 20	vs. #17/#18 Tennessee	W	89-65	+24	12-3	Roberts - 18	Istanbuluoglu - 14	Ziegler - 6	10,107
J 1	SMU	W	91-58	+33	13-3	Roberts - 15	Berry - 9	Roberts - 5	7,191
J 4	VIRGINIA TECH	W	85-60	+25	14-3	Ziegler - 18	Ziegler - 9	Jones - 5	9,594

Bold - Team season high

Louisville Women's Basketball Specialty Statistics

GAME	Points in Paint	Points Off TO	2nd Chance	Fast Break	Fast Bench	Largest Lead	Largest Deficit	Times Tied	Lead Changes	Margins Half	Margins Final
vs. #1 UConn	18/50	13/16	9/10	10/15	22/16	0	28 (3rd, 6:35)	0	0	-21	-13
Northern Kentucky	48/22	25/10	13/9	8/0	29/15	29 (4th, 3:09)	5 (1st, 5:45)	6	6	+3	+28
Colorado	30/36	20/12	6/12	6/2	26/19	6 (4th, 0:04)	11 (1st, 3:16)	7	5	-3	+6
at Clemson	32/32	23/13	7/2	11/2	21/14	15 (2nd, 6:29)	4 (1st, 7:59)	1	3	+10	+11
Morehead State	34/18	31/4	9/2	4/0	44/11	53 (4th, 2:24)	2 (1st, 8:09)	0	4	+28	+37
#20/#18 Kentucky	24/40	12/10	8/13	7/4	9/3	6 (2nd, 6:57)	18 (3rd, 1:16)	16	5	-2	-10
Eastern Illinois	38/22	39/5	19/7	6/0	43/12	53 (4th, 0:47)	0	0	0	+24	+43
vs. ETSU	34/22	34/17	12/2	10/2	40/11	42 (4th, 4:23)	2 (1st, 9:02)	7	6	+16	+38
Bellarmine	48/10	21/4	25/7	12/0	68/14	65 (4th, 1:24)	0	0	0	+45	+63
#3 South Carolina	30/36	13/11	10/6	6/0	34/4	5 (4th, 4:23)	11 (3rd, 8:59)	6	13	-6	-2
New Hampshire	44/16	40/5	13/7	8/0	47/29	57 (4th, 6:42)	0	0	0	+36	+51
Ball State	42/30	22/17	17/8	5/4	50/12	35 (4th, 8:39)	0	1	0	+25	+31
at #12/#11 North Carolina	34/22	12/10	15/10	7/5	26/21	10 (OT, 0:04)	3 (4th, 0:19)	3	4	+5	+10
Eastern Kentucky	44/22	23/15	18/6	2/6	38/11	28 (4th, 1:29)	7 (1st, 3:26)	3	2	+3	+25
vs. #17/#18 Tennessee	52/38	22/26	24/7	18/11	37/14	28 (4th, 3:47)	3 (2nd, 7:09)	7	3	+5	+24
SMU	44/28	22/8	21/0	6/0	44/17	42 (4th, 2:15)	0	1	0	+19	+33
VIRGINIA TECH	40/30	17/18	17/11	9/8	30/19	31 (3rd, 5:16)	2 (1st, 9:22)	3	1	+17	+25

Bold - Team season high

Louisville Women's Basketball Game-by-Game Team Statistics

Teams	FG-FGA	Pct	3FG-FGA	Pct	FT-FTA	Pct	O	D	Reb	PF-D	A	TO	STL	BLK	1Q	2Q	3Q	4Q	OT	TOT
UConn	35-78	.449	4-26	.154	5-8	.625	15	32	47	16-14	17	8	8	2	25	19	17	18		79
Louisville	22-64	.344	8-24	.333	14-17	.824	12	31	43	14-16	11	12	3	1	9	14	17	26		66
Northern Kentucky	24-62	.387	10-30	.333	3-7	.429	13	20	33	19-16	15	18	4	2	17	15	16	13		61
	LOUISVILLE	36-65	8-19	.421	9-13	.692	11	27	38	16-19	16	10	9	2	20	15	21	33		89
Colorado	25-61	.410	4-10	.400	14-19	.737	15	31	46	19-16	13	18	6	2	23	14	21	10		68
	LOUISVILLE	25-64	7-28	.250	17-24	.708	12	22	34	16-19	11	8	11	7	18	16	21	19		74
Clemson	23-48	.479	4-15	.267	4-14	.286	5	21	26	20-11	7	18	6	2	11	9	16	18		54
	Louisville	24-55	3-10	.300	14-15	.933	8	25	33	11-19	10	14	7	0	15	15	17	18		65
Morehead State	18-51	.353	7-27	.259	6-17	.353	8	16	24	16-16	12	18	6	0	10	12	17	10		49
	LOUISVILLE	33-61	10-26	.385	20-23	.870	12	30	42	16-16	22	11	10	0	29	21	35	11		96
Kentucky	31-59	.525	4-15	.267	6-8	.750	8	33	41	10-13	13	12	5	8	19	18	20	15		72
	LOUISVILLE	25-63	6-16	.375	6-7	.857	6	21	27	13-10	13	6	7	1	18	17	6	21		62
Eastern Illinois	15-50	.300	3-22	.136	5-9	.556	9	25	34	22-12	6	31	9	1	12	11	9	6		38
	LOUISVILLE	33-72	8-23	.348	17-25	.680	20	26	46	12-22	20	15	17	3	21	26	22	22		91
ETSU	17-52	.327	3-24	.125	13-20	.650	9	16	25	19-16	6	17	6	2	18	11	11	10		50
	Louisville	30-62	10-21	.476	18-25	.720	18	30	48	16-19	19	12	8	3	22	23	25	18		88
Bellarmine	13-63	.206	4-27	.148	7-10	.700	11	19	30	15-11	6	18	5	2	6	7	16	8		37
	LOUISVILLE	38-74	13-34	.382	11-15	.733	18	40	58	11-15	26	12	9	4	30	28	23	19		100
South Carolina	30-61	.492	8-16	.500	11-17	.647	10	24	34	10-16	19	12	4	1	27	18	18	16		79
	LOUISVILLE	31-65	9-23	.391	6-10	.600	11	23	34	16-10	11	12	3	1	25	14	23	15		77
New Hampshire	16-55	.291	5-24	.208	6-9	.667	8	24	32	18-14	5	21	2	1	4	10	17	12		43
	LOUISVILLE	35-71	10-25	.400	14-21	.667	15	33	48	14-18	20	8	12	3	25	23	33	13		94
Ball State	21-59	.356	4-19	.211	16-23	.696	10	26	36	17-21	6	15	7	3	12	13	16	21		62
	LOUISVILLE	35-73	10-26	.385	13-17	.765	15	30	45	21-17	14	15	10	1	21	29	23	20		93
North Carolina	24-64	.375	11-29	.379	7-12	.583	10	29	39	14-14	13	16	3	2	24	9	18	15	0	66
	Louisville	27-67	8-26	.308	14-17	.824	11	33	44	14-14	14	14	11	2	26	12	18	10	10	76
Eastern Kentucky	20-57	.351	6-23	.261	5-9	.556	4	28	32	16-15	10	21	5	0	19	8	10	14		51
	LOUISVILLE	31-77	3-22	.136	11-19	.579	24	36	60	15-16	18	16	10	5	14	16	24	22		76
Tennessee	26-76	.342	6-25	.240	7-16	.438	15	22	37	17-14	12	17	9	4	17	19	16	13		65
	Louisville	37-75	7-19	.368	8-13	.615	17	42	59	15-16	20	20	12	2	17	24	22	26		89
SMU	21-48	.438	7-18	.389	9-13	.692	3	24	27	12-11	11	24	4	1	14	13	15	16		58
	LOUISVILLE	36-74	9-27	.333	10-11	.909	15	26	41	11-12	18	11	12	4	19	27	23	22		91
Virginia Tech	24-59	.407	0-16	.000	12-17	.706	14	20	34	15-17	10	18	9	3	12	15	15	18		60
	LOUISVILLE	34-72	11-19	.579	6-7	.857	19	22	41	17-15	23	15	11	3	19	25	26	15		85

Team Extended Statistics

No.	Player	Total				3-Point		F-Throw		Rebounds				PF				TO				STL				PTS	
		GP-GS	MIN	AVG	FG-FGA	FG%	3FG-3FGA	3FG%	FT-FTA	FT%	OFF	DEF	TOT	AVG	PF	DQ	A	A/G	TO	TO/G	A/TO	BLK	BLK/G	STL	STL/G	PTS	AVG
22	ROBERTS, Tajianna	17-17	477:23	28.1	87-209	.416	32-82	.390	18-24	.750	16	26	42	2.5	15	0	50	2.94	29	1.71	1.72	0	0.00	21	1.24	224	13.2
0	ZIEGLER, Laura	17-17	461:42	27.2	70-163	.429	27-66	.409	32-34	.941	36	89	125	7.4	14	0	49	2.88	23	1.35	2.13	3	0.18	7	0.41	199	11.7
2	BERRY, Imari	17-2	362:14	21.3	60-135	.444	21-60	.350	30-35	.857	28	59	87	5.1	30	0	48	2.82	24	1.41	2.00	5	0.29	24	1.41	171	10.1
23	JONES, Skylar	17-1	317:06	18.7	58-132	.439	12-39	.308	33-46	.717	15	47	62	3.6	33	0	23	1.35	27	1.59	0.85	1	0.06	37	2.18	161	9.5
11	ISTANBULLUOGLU, Elif	17-17	406:30	23.9	59-126	.468	11-38	.289	23-32	.719	24	64	88	5.2	35	0	20	1.18	21	1.24	0.95	5	0.29	11	0.65	152	8.9
1	SCOTT, Reyna	17-5	362:23	21.3	49-100	.490	8-22	.364	25-30	.833	12	29	41	2.4	18	0	45	2.65	35	2.06	1.29	5	0.29	22	1.29	131	7.7
4	RANDOLPH, Mackenly	17-17	346:21	20.4	49-88	.557	6-13	.462	16-20	.800	28	46	74	4.4	31	1	17	1.00	12	0.71	1.42	5	0.29	13	0.76	120	7.1
9	HARDY, Anaya	15-8	215:27	14.4	38-54	.704	0-0	.000	13-32	.406	45	43	88	5.9	29	0	5	0.33	4	0.27	1.25	8	0.53	6	0.40	89	5.9
21	BENDER, Reagan	10-1	146:09	14.6	16-33	.485	10-23	.435	8-11	.727	8	12	20	2.0	9	0	15	1.50	7	0.70	2.14	3	0.30	8	0.80	50	5.0
24	MBUGUA, Grace	3-0	32:13	10.7	5-18	.278	1-5	.200	1-2	.500	4	12	16	5.3	4	0	1	0.33	3	1.00	0.33	3	1.00	2	0.67	12	4.0
12	PUTRA, Yevheniia	12-0	151:02	12.6	20-40	.500	0-0	.000	7-11	.636	9	29	38	3.2	19	0	5	0.42	14	1.17	0.36	4	0.33	4	0.33	47	3.9
20	BRADLEY, Peyton	9-0	80:23	8.9	12-34	.353	8-26	.308	2-2	1.000	1	9	10	1.1	6	0	7	0.78	5	0.56	1.40	0	0.00	3	0.33	34	3.8
5	GRAVES, Rebekah	9-0	66:08	7.3	9-22	.409	4-14	.286	0-0	.000	2	4	6	0.7	5	0	1	0.11	2	0.22	0.50	0	0.00	4	0.44	22	2.4
Total		17	3425		532-1154	.461	140-388	.361	208-279	.746	244	497	741	43.6	248	1	286	16.82	211	12.41	1.36	42	2.47	162	9.53	1412	83.1
Opponents		17	3425		383-1003	.382	90-366	.246	136-228	.596	167	410	577	33.9	275	3	181	10.65	302	17.76	0.60	36	2.12	98	5.76	992	58.4

Score by Periods

Team	1st	2nd	3rd	4th	OT	TOT
Louisville	348	345	379	330	10	1412
Opponents	270	221	268	233	0	992

Louisville Women's Basketball Miscellaneous Statistics

Louisville's Record When the Cardinals ...

Lead at halftime	13-0
Trail at halftime	1-3
Tied at halftime	0-0
Shoot better from the field than opponent	12-0
Shoot worse from the field than opponent	2-3
Shoot the same from the field as opponent	0-0
Shoot 50 percent or better from the field	3-0
Shoot below 50 percent from the field	11-3
Opp. shoots 50 pct. or better from the field	0-1
Opp. shoots below 50 pct. from the field	14-2
Make more than 7 3-point goals	10-2
Make 7 or fewer 3-point goals	4-1
Attempt 20 or more 3-point field goals	10-2
Attempt less than 20 3-point field goals	4-1
Make more free throws than opponent	12-1
Opponent makes more free throws	2-1
Free throws made are even	0-1
Outrebound their opponent	13-0
Outrebounded by their opponent	1-2
Rebounds are even	0-1
Bench outscores the opposing bench	14-3
Opponent bench outscores bench	0-0
Bench points are even	0-0
Commit fewer turnovers than opponent	12-1
Commit more turnovers than opponent	1-1
Turnovers are even	1-1
Lead with 5:00 remaining	13-1
Trail with 5:00 remaining	0-2
Tied with 5:00 remaining	1-0
Play an overtime game	0-0
1-4 point margins	0-1
5-10 point margins	2-1
11-20 point margins	1-1
21 or more point margins	11-0
vs. AP Top 25 teams	2-3
Play at home	10-2
Play on the road	2-0
Play on a neutral court	2-1
Score 59 points or less	0-0
Score 60-69 points	1-2
Score 70-79 points	3-1
Score 80-89 points	4-0
Score 90 points or more	6-0
Allow 59 points or less	8-0
Allow 60-69 points	6-0
Allow 70-79 points	0-3
Allow 80-89 points	0-0
Allow 90 points or more	0-0
Play after a loss	3-0
Score the first point	10-1
November	7-2
December	5-1
January	2-0
February	0-0
March	0-0

Points in Paint

Louisville.....	636 (37.4)	Opp.....	474 (27.9)
-----------------	------------	----------	------------

Points Off Turnovers

Louisville.....	399 (23.5)	Opp.....	213 (12.5)
-----------------	------------	----------	------------

Second Chance Points

Louisville.....	250 (14.7)	Opp.....	127 (7.5)
-----------------	------------	----------	-----------

Fast Break Points

Louisville.....	135 (7.9)	Opp.....	59 (3.5)
-----------------	-----------	----------	----------

Bench Scoring

Louisville.....	612 (36.0)	Opp.....	242 (14.2)
-----------------	------------	----------	------------

Double-Figure Scoring Games

Roberts	13
Ziegler	11
Berry	9
Jones	8
Scott	6
Istanbulluoglu	6
Randolph	6
Hardy	3
Bender	1
Graves	1
Putra	1

Games Leading UofL in Scoring

Roberts	9
Ziegler	5
Berry	3
Jones	3
Bender	1

Games Leading UofL in Rebounding

Ziegler	8
Hardy	6
Berry	2
Istanbulluoglu	2
Jones	1
Randolph	1
Putra	1
Mbugua	1

Games Leading UofL in Assists

Scott	5
Berry	5
Ziegler	5
Roberts	5
Jones	2
Istanbulluoglu	1

Scored Louisville's First Points

Who

Hardy	6
Istanbulluoglu	5
Roberts	3
Ziegler	2
Randolph	1

How

Layup	7
3-Pointer	4
Jump Shot	3
Free Throw	3

Double-Doubles

Ziegler	3
Hardy	3
Berry	1

Jump Balls Controlled

UofL	11
Opponents	6

Starting Lineups

W-L

7-1	Roberts	Randolph	Ziegler	Istanbulluoglu	Hardy
4-1	Scott	Roberts	Randolph	Ziegler	Istanbulluoglu
1-0	Bender	Roberts	Randolph	Ziegler	Istanbulluoglu
1-0	Roberts	Jones	Randolph	Ziegler	Istanbulluoglu
1-1	Berry	Roberts	Randolph	Ziegler	Istanbulluoglu

Scoring Summary

	1st Pd.	2nd Pd.	3rd Pd.	4th Pd.	OT	Total
Louisville	348	345	379	330	10	1412
Opponents	270	221	268	233	0	992

Louisville Women's Basketball Team Superlatives

Louisville High	Louisville Low	Statistical Category	Opponent High	Opponent Low
100 vs. Bellarmine (11/30/25)	62 vs. Kentucky (11/22/25)	Points	79 vs. UConn (11/4/25)	37 vs. Bellarmine (11/30/25)
58 vs. Bellarmine (11/30/25)	25 vs. UConn (11/4/25)	First-Half Points	45 vs. South Carolina (12/4/25)	13 vs. Bellarmine (11/30/25)
54 vs. Northern Kentucky (11/9/25)	27 vs. Kentucky (11/22/25)	Second-Half Points	37 vs. Ball State (12/10/25)	15 vs. Eastern Illinois (11/28/25)
37 vs. Tennessee (12/20/25)	22 vs. UConn (11/4/25)	Field Goals	35 vs. UConn (11/4/25)	13 vs. Bellarmine (11/30/25)
77 vs. Eastern Kentucky (12/17/25)	55 at Clemson (11/16/25)	Field Goal Attempts	78 vs. UConn (11/4/25)	48 (2x), MR vs. SMU (1/1/26)
.554 vs. Northern Kentucky (11/9/25)	.344 vs. UConn (11/4/25)	FG Percentage	.525 vs. Kentucky (11/22/25)	.206 vs. Bellarmine (11/30/25)
13 vs. Bellarmine (11/30/25)	3 (2x), MR vs. Eastern Kentucky (12/17/25)	3-Point Field Goals	11 at North Carolina (12/14/25)	0 vs. Virginia Tech (1/4/26)
34 vs. Bellarmine (11/30/25)	10 at Clemson (11/16/25)	3-Point Field Goal Att.	29 at North Carolina (12/14/25)	10 vs. Colorado (11/12/25)
.579 vs. Virginia Tech (1/4/26)	.136 vs. Eastern Kentucky (12/17/25)	3-Point FG Percentage	.500 vs. South Carolina (12/4/25)	.000 vs. Virginia Tech (1/4/26)
20 vs. Morehead State (11/19/25)	6 (3x), MR vs. Virginia Tech (1/4/26)	Free Throws	16 vs. Ball State (12/10/25)	3 vs. Northern Kentucky (11/9/25)
25 (2x), MR vs. ETSU (11/29/25)	7 (2x), MR vs. Virginia Tech (1/4/26)	Free Throw Attempts	23 vs. Ball State (12/10/25)	8 vs. Kentucky (11/22/25)
.933 at Clemson (11/16/25)	.579 vs. Eastern Kentucky (12/17/25)	Free Throw Percentage	.750 vs. Kentucky (11/22/25)	.286 at Clemson (11/16/25)
24 vs. Eastern Kentucky (12/17/25)	6 vs. Kentucky (11/22/25)	Offensive Rebounds	15 (3x), MR vs. Tennessee (12/20/25)	3 vs. SMU (1/1/26)
42 vs. Tennessee (12/20/25)	21 vs. Kentucky (11/22/25)	Defensive Rebounds	33 vs. Kentucky (11/22/25)	16 (2x), MR vs. ETSU (11/29/25)
60 vs. Eastern Kentucky (12/17/25)	27 vs. Kentucky (11/22/25)	Total Rebounds	47 vs. UConn (11/4/25)	24 vs. Morehead State (11/19/25)
21 vs. Ball State (12/10/25)	11 (3x), MR vs. SMU (1/1/26)	Fouls	22 vs. Eastern Illinois (11/28/25)	10 (2x), MR vs. South Carolina (12/4/25)
26 vs. Bellarmine (11/30/25)	10 at Clemson (11/16/25)	Assists	17 vs. UConn (11/4/25)	5 vs. New Hampshire (12/7/25)
20 vs. Tennessee (12/20/25)	6 vs. Kentucky (11/22/25)	Turnovers	31 vs. Eastern Illinois (11/28/25)	8 vs. UConn (11/4/25)
7 vs. Colorado (11/12/25)	0 (2x), MR vs. Morehead State (11/19/25)	Blocked Shots	8 vs. Kentucky (11/22/25)	0 (2x), MR vs. EKU (12/17/25)
17 vs. Eastern Illinois (11/28/25)	3 (2x), MR vs. South Carolina (12/4/25)	Steals	9 (2x), MR vs. Tennessee (12/20/25)	2 vs. New Hampshire (12/7/25)

Louisville Women's Basketball Individual Superlatives

	Louisville	Opponent
Points	23 by Tajianna Roberts vs. Northern Kentucky (11/9/25)	23 by Madina Okot vs. South Carolina (12/4/25)
Field Goals Made	10 (2x), MR by Tajianna Roberts vs. Kentucky (11/22/25)	10 by Madina Okot vs. South Carolina (12/4/25)
Field Goals Attempted	18 (3x), MR by Tajianna Roberts vs. Tennessee (12/20/25)	20 by Azzi Fudd vs. UConn (11/4/25)
Highest FG Pct. (min. 5 made)	1.000 (5-5) (2x), MR by Mackenly Randolph vs. Eastern Illinois (11/28/25)	1.000 (5-5) by Taliyah Henderson at North Carolina (12/14/25)
3-Point Field Goals Made	4 (4x), MR by Tajianna Roberts vs. South Carolina (12/4/25)	4 (3x), MR by Paulina Paris vs. SMU (1/1/26)
3-Point Field Goals Attempted	8 (3x), MR by Tajianna Roberts vs. South Carolina (12/4/25)	10 by Violet McNece vs. Morehead State (11/19/25)
3-Point FG Pct. (min. 3 made)	1.000 (3-3) by Reagan Bender vs. SMU (1/1/26)	1.000 (3-3) (2x), MR by Taliyah Henderson at North Carolina (12/14/25)
Free Throws Made	7 by Laura Ziegler at Clemson (11/16/25)	5 by Bree Salenbien vs. Ball State (12/10/25)
Free Throws Attempted	8 by Laura Ziegler at Clemson (11/16/25)	8 by Marie Sepp vs. Morehead State (11/19/25)
Free Throw Pct. (min. 6 made)	1.000 (6-6) (2x), MR by Imari Berry vs. ETSU (11/29/25)	
Offensive Rebounds	8 (2x), MR by Anaya Hardy vs. Virginia Tech (1/4/26)	6 (2x), MR by Zee Spearman vs. Tennessee (12/20/25)
Defensive Rebounds	11 (2x), MR by Elif Istanbuluoglu vs. Tennessee (12/20/25)	10 by Madina Okot vs. South Carolina (12/4/25)
Total Rebounds	18 by Laura Ziegler vs. UConn (11/4/25)	13 by Madina Okot vs. South Carolina (12/4/25)
Turnovers	5 (3x), MR by Scott & Roberts vs. Eastern Kentucky (12/17/25)	7 by Indya Nivar at North Carolina (12/14/25)
Assists	7 (2x), MR by Imari Berry vs. Eastern Kentucky (12/17/25)	8 by Raven Johnson vs. South Carolina (12/4/25)
Blocked Shots	2 (6x), MR by Anaya Hardy vs. Virginia Tech (1/4/26)	4 by Teonni Key vs. Kentucky (11/22/25)
Steals	5 (3x), MR by Skylar Jones vs. SMU (1/1/26)	3 (8x), MR by Freelon & Suffren vs. Virginia Tech (1/4/26)
Minutes Played (regulation game)	38:39 by Tajianna Roberts vs. Kentucky (11/22/25)	38:19 by Ta'Niya Latson vs. South Carolina (12/4/25)
Minutes Played (overtime game)	42:40 by Tajianna Roberts at North Carolina (12/14/25)	42:23 by Lanie Grant at North Carolina (12/14/25)



O LAURA ZIEGLER

Forward | 6-2 | Senior
Herlev, Denmark | Saint Joseph's

SEASON HIGHS		CAREER HIGHS		MISC STATS		Season	Career*
Points.....	18 (2x), MR vs. Virginia Tech (1/4/26)	Points.....	43 vs. Loyola Chicago (2/9/25)*	Double-Doubles.....	3	44	
Reb.....	18 vs. UConn (11/4/25)	Reb.....	18 vs. UConn (11/4/25)	10-Plus Points.....	11	85	
Asst.....	7 vs. ETSU (11/29/25)	Asst.....	10 (2x), MR vs. Howard (12/20/24)*	20-Plus Points.....	0	17	
Blocks.....	2 vs. Colorado (11/12/25)	Blocks.....	7 at Rhode Island (2/1/23)*	30-Plus Points.....	0	2	
Steals.....	2 at Clemson (11/16/25)	Steals.....	3 (6x), MR last at Richmond (2/13/25)*	Team-High Points.....	5	36	
FGM.....	6 (4x), MR vs. Virginia Tech (1/4/26)	FGM.....	17 vs. Loyola Chicago (2/9/25)*	10-Plus Rebounds.....	4	53	
FGA.....	15 (2x), MR vs. Kentucky (11/22/25)	FGA.....	26 (2x), vs. Richmond (3/1/25)*	Team-High Rebounds.....	8	81	
3FGM.....	4 (3x), MR vs. ETSU (11/29/25)	3FGM.....	5 (2x), MR at UMass (1/18/25)*	10-Plus Assists.....	0	2	
3FGA.....	8 vs. UConn (11/4/25)	3FGA.....	11 at UMass (1/18/25)*	Team-High Assists.....	5	32	
FT.....	7 at Clemson (11/16/25)	FT.....	9 vs. Fordham (1/15/25)*	* at Louisville & Saint Joseph's			
FTA.....	8 at Clemson (11/16/25)	FTA.....	10 vs. Fordham (1/15/25)*				
Minutes.....	42 at North Carolina (12/14/25)	Min.....	43 at Utah (11/22/24)*				
			* at Saint Joseph's				

2025-26 GAME-BY-GAME													
Opponent	Min	FG-A	3PT-A	FT-A	O-D-T	PF	AST	TO	STL	BLK	PTS	AVG	
vs. UConn*	32	5-15	4-8	2-2	7-11-18	0	2	2	1	0	16	16.0	
NKU*	31	4-9	1-2	0-0	2-9-11	1	5	1	0	0	9	12.5	
COLORADO* 34	4-12	1-6	6-6	2-4-6	2	1	0	0	2	15	13.3		
at Clemson*	36	5-11	0-0	7-8	0-10-10	2	1	2	2	0	17	14.3	
MOREHEAD* 18	5-5	1-1	2-2	2-0-2	0	1	0	0	0	13	14.0		
KENTUCKY* 36	6-15	4-7	2-2	1-10-11	2	2	1	1	1	18	14.7		
EASTERN ILL.* 21	3-6	1-3	0-0	2-1-3	0	5	3	1	0	7	13.6		
East Tenn. St.* 28	6-12	4-6	0-0	2-4-6	0	7	0	0	0	16	13.9		
BELLARMINE* 13	1-4	0-2	1-2	2-5-7	0	4	0	0	0	3	12.7		
SOUTH CAROLINA* 26	0-2	0-2	0-0	1-3-4	2	1	4	0	0	0	11.4		
NEW HAMPSHIRE* 18	3-5	0-2	0-0	1-4-5	1	2	0	0	0	6	10.9		
BALL STATE* 24	4-9	1-3	6-6	2-3-5	1	2	3	0	0	15	11.3		
at North Carolina* 42	6-12	3-4	2-2	1-7-8	1	2	0	0	0	17	11.7		
EKU*	21	5-10	1-4	0-0	4-3-7	1	1	0	1	0	11	11.6	
vs. Tennessee* 27	4-14	2-6	0-0	3-5-8	0	6	3	0	0	10	11.5		
SMU*	26	3-10	2-6	0-0	0-5-5	0	3	3	0	0	8	11.3	
VIRGINIA TECH* 28	6-12	2-4	4-4	4-5-9	1	4	1	1	0	18	11.7		
at Miami													
PITT													
at Notre Dame													
at NC State													
BOSTON COLLEGE													
at Stanford													
at Cal													
DUKE													
at Syracuse													
WAKE FOREST													
FLORIDA STATE													
VIRGINIA													
at Georgia Tech													
NOTRE DAME													

- Louisville - Senior Year (2025-26)**
- Led the team and tied a season high with 18 points and had a team-best nine rebounds in the win over Virginia Tech
 - Scored 10 points with eight rebounds and a team-best six assists in the win over #17/#18 Tennessee
 - ACC Co-Player of the Week (12/15)
 - Led the team with 17 points and eight rebounds in the road win over No. 12/#11 North Carolina
 - Scored 15 points in the win over Ball State
 - Led the team with seven assists and had 16 points and tied a season-high with four three-pointers against ETSU
 - Eclipsed 1,500 career points in the win over ETSU
 - Had a season-best 18 points and 11 rebounds for her third double-double against #20/#18 Kentucky
 - Was perfect for the game with 5-for-5 from the floor, 1-for-1 from three and 2-for-2 from the line to go with a team-best 13 points in the win over Morehead State
 - Tallied her second double-double with team-best 17 points and 10 rebounds in road win over Clemson
 - Scored 15 points and tied for the team lead with six rebounds against Colorado
 - Led the team with 11 rebounds and five assists to go with nine points in win over NKU
 - Recorded a double-double in her Louisville debut with 16 points and a career-best 18 rebounds against #1 UConn. It was the most rebounds in a game by a Louisville player since Myisha Hines-Allen in 2018.
 - 2026 Wooden Award Watch List
 - 2026 USBWA Ann Meyers Drysdale Award Watch List
 - 2025-26 Naismith Trophy Women's Player of the Year Watch List
 - 2025-26 Preseason All-ACC
 - 2026 Lisa Leslie Award Watch List
 - Completed for Denmark at the 2025 FIBA 3x3 Europe Cup in September in Copenhagen
- Saint Joseph's - Honors and Awards**
- 2024-25 Becky Hammon Mid-Major Player of the Year Finalist
 - 2024-25 Atlantic 10 First Team All-Conference
 - 2024-25 Big 5 Player of the Year
 - 2024-25 USBWA National Player of the Year Watch List
 - 2024-25 USBWA Ann Meyers Drysdale National Player of the Week (2x)
 - 2024-25 AP Player of the Week Honorable Mention
 - 2023-24 USBWA National Player of the Year Watch List
 - 2023-24 First Team All-Big 5
 - 2023-24 Atlantic 10 First Team All-Conference
 - 2023-24 Atlantic 10 All-Defensive Team
 - 2022-23 Atlantic 10 Rookie of the Year
 - 2022-23 ECAC Rookie of the Year
 - 2022-23 Big 5 Rookie of the Year
 - 2022-23 Atlantic 10 Third Team All-Conference
 - 2022-23 Second Team All-Big 5
 - 2022-23 Atlantic 10 All-Rookie Team
- Saint Joseph's - Junior Year (2024-25)**
- Started in all 34 of her appearances on the season, second-straight season she has started in every game
 - Led the Hawks with 17.5 points, 10.4 rebounds and 4.3 assists per game on the season
 - She led the Atlantic-10 in rebounding and was second in the league in scoring for the season
 - Third player in SJU program history to record 500+ points, 200+ rebounds and 100+ assists in a single season
 - Ranked third nationally with 8.8 defensive rebounds per game
 - Was 15th nationally with 10.4 rebounds per game
 - Ranked fifth nationally with 20 double-doubles and second in the country with two triple doubles
 - Scored a career-high 43 points against Loyola Chicago on Feb. 9

- The 43 points scored were the most by a player in Saint Joseph's program history
 - Tallied a season-high 17 rebounds against La Salle on Jan. 5
 - Had a season-best 10 assists twice in triple double performances against Saint Francis and Howard
- Saint Joseph's - Sophomore Year (2023-24)**
- Started in all 31 of her appearances on the season
 - Finished second on the team in scoring with 14.3 points per game, upping the average to 15.9 points during conference play
 - Added 9.4 rebounds per game, recording 16 games with at least 10 rebounds
 - Ranked 11th in the nation in defensive rebounds per game (7.8)
 - Tallied 13 double-doubles on the season, ranked most in the Atlantic 10 and 40th in the country
 - Recorded 84 assists on the season, second-most on the team
 - Posted 10 games with at least four assists
 - Opened the season with a 19-point, 16-rebound performance against Rider
 - Recorded season-highs in scoring in each game against Duquesne, finishing with 25/11/4 and 27/12/6
 - Scored 19 points and eight rebounds in the WBIT win at California
- Saint Joseph's - Freshman Year (2022-23)**
- Recorded 30 starts and 31 appearances in her freshman campaign
 - Became the fourth Hawk to win Atlantic 10 Rookie of the Year honors
 - Tallied 11.8 points and 8.7 rebounds while leading the team with 42 blocks
 - Bumped her average to 13.0 points and 10.0 rebounds against A-10 foes
 - Recorded eight double-doubles on the season
 - Tallied 21 games with double figure scoring
 - Added 25 games with at least seven rebounds, 12 with 10+
 - Registered 16 points, seven rebounds, three steals and two assists in her debut
 - Recorded her first double-double with 16 points and 11 rebounds at Rider
 - Posted season-high 22 points against UMass and against VCU (added career-high 16 rebounds against the Rams)
 - Blocked seven shots on the road at Rhode Island
 - Scored 18 points in the WNIT First Round against Seton Hall
- Prep and Personal**
- Played for IK Eos Lund in the highest division in Sweden (Svenska Basketligan Dam) in 2021-22, averaging 12 points and seven rebounds per game
 - Made a debut in the Kvindebasketligaen (highest league in Denmark) as a 16 year old with BMS Herlev
 - Selected to the all-star team and was the Kvindebasketligaen Young Player of the Year in 2020-21, averaging 15 points, 11 rebounds, 3.0 assists and 1.5 blocks per game
 - Helped BMS Herlev to its first championship in 20 years
 - Made her senior debut with the Denmark Women's National Team when she was 18
 - Selected to the national team for the 2021 and the 2023 Eurobasket qualifiers
 - Played at the U18, U16 and u15 levels for Denmark, having competed in the youth national team since she was 13 years old

Laura Ziegler Career Statistics																				
				Field Goals		3-Point		F-Throws		Rebounds									Scoring	
Season	Team	GP-GS	Min/Avg	FG-FGA	FG%	3FG-3FGA	3FG%	FT-FTA	FT%	Off	Def	TOT	Avg	PF-FO	A	TO	BLK	STL	PTS	Avg
2022-23	SJU	31-30	1016/32.8	150-361	.416	41-128	.320	24-32	.750	58	213	271	8.7	44-0	58	55	42	27	365	11.8
2023-24	SJU	31-31	1024/33.0	181-420	.431	48-141	.340	32-41	.780	49	242	291	9.4	42-0	84	65	27	18	442	14.3
2024-25	SJU	34-34	1183/34.8	236-555	.425	52-165	.315	72-85	.847	56	299	355	10.4	41-0	145	88	31	25	596	17.5
2025-26	LOU	17-17	462/27.2	70-163	.429	27-66	.409	32-34	.941	36	89	125	7.4	14-0	49	23	3	7	199	11.7
TOTAL FOR LOU		17-17	462/27.2	70-163	.429	27-66	.409	32-34	.941	36	89	125	7.4	14-0	49	23	3	7	199	11.7
TOTAL		113-112	3685/32.6	637-1499	.425	168-500	.336	160-192	.833	199	843	1042	9.2	141-0	336	231	103	77	1602	14.2



1 REYNA SCOTT

Guard | 5-10 | Senior
New York, N.Y. | Oklahoma

SEASON HIGHS		CAREER HIGHS		MISC STATS		Season	Career*
Points.....	15 vs. South Carolina (12/4/25)	Points.....	15 (2x), MR vs. South Carolina (12/4/25)	Double-Doubles.....	0	0	
Reb.....	5 at Clemson (11/16/25)	Reb.....	6 at Kansas (3/2/24)*	10-Plus Points.....	6	17	
Asst.....	5 vs. ETSU (11/29/25)	Asst.....	8 at LSU (1/30/25)*	20-Plus Points.....	0	0	
Blocks.....	2 vs. Colorado (11/12/25)	Blocks.....	2 vs. Colorado (11/12/25)	30-Plus Points.....	0	0	
Steals.....	3 vs. Kentucky (11/22/25)	Steals.....	3 (6x), MR vs. Kentucky (11/22/25)	Team-High Points.....	0	2	
FGM.....	6 (2x), MR vs. South Carolina (12/4/25)	FGM.....	7 vs. Arizona State (11/15/23)*	10-Plus Rebounds.....	0	0	
FGA.....	13 vs. South Carolina (12/4/25)	FGA.....	13 vs. South Carolina (12/4/25)	Team-High Rebounds.....	0	1	
3FGM.....	3 vs. Bellarmine (11/30/25)	3FGM.....	3 vs. Bellarmine (11/30/25)	10-Plus Assists.....	0	0	
3FGA.....	4 vs. Bellarmine (11/30/25)	3FGA.....	4 (2x), MR vs. Bellarmine (11/30/25)	Team-High Assists.....	4	13	
FT.....	5 vs. UConn (11/4/25)	FT.....	7, vs. Arizona State (11/15/23)*	* at Louisville & Oklahoma			
FTA.....	5 (2x), MR vs. Tennessee (12/20/25)	FTA.....	8, vs. Arizona State (11/15/23)*				
Minutes.....	37 vs. South Carolina (12/4/25)	Min.....	37 vs. South Carolina (12/4/25)				
			* at Oklahoma				

2025-26 GAME-BY-GAME																
Opponent	Min	FG-A	3PT-A	FT-A	O-D-T	PF	AST	TO	STL	BLK	PTS	AVG				
vs. UConn	24	2-4	0-0	5-5	1-3-4	0	3	2	0	0	9	9.0				
NKU	21	6-8	1-2	0-0	1-3-4	2	2	1	2	0	13	11.0				
COLORADO*	18	2-4	1-2	2-4	1-2-3	0	2	1	1	2	7	9.7				
at Clemson	23	4-6	0-2	1-1	1-4-5	1	1	1	0	0	10	9.8				
MOREHEAD*	19	3-5	1-3	4-4	0-3-3	2	4	2	2	0	11	10.0				
KENTUCKY*	27	2-7	0-0	0-0	0-1-1	1	2	1	3	0	4	9.0				
EASTERN ILL.*	19	1-5	0-1	2-2	1-0-1	0	1	3	2	0	4	8.3				
East Tenn. St.*	17	2-3	0-0	2-2	0-1-1	3	5	0	1	1	6	8.0				
BELLARMINE	18	5-8	3-4	0-0	2-2-4	0	4	1	2	0	13	8.6				
SOUTH CAROLINA	37	6-13	1-2	2-2	1-2-3	2	4	3	1	0	15	9.2				
NEW HAMPSHIRE	17	0-4	0-1	1-2	0-1-1	0	2	1	2	0	1	8.5				
BALL STATE	22	3-6	0-1	0-0	1-3-4	1	1	2	1	0	6	8.3				
at North Carolina	26	2-6	1-2	0-0	0-2-2	0	4	5	1	1	5	8.0				
EKU	18	1-4	0-2	1-2	0-1-1	0	2	5	0	0	3	7.6				
vs. Tennessee	21	4-7	0-1	4-5	1-0-1	2	2	3	2	0	12	7.9				
SMU	21	3-4	0-1	0-0	1-0-1	3	4	2	0	0	6	7.8				
VIRGINIA TECH	15	3-6	0-0	0-0	1-1-2	1	2	2	2	1	6	7.7				
at Miami																
PITT																
at Notre Dame																
at NC State																
BOSTON COLLEGE																
at Stanford																
at Cal																
DUKE																
at Syracuse																
WAKE FOREST																
FLORIDA STATE																
VIRGINIA																
at Georgia Tech																
NOTRE DAME																

- Louisville - Senior Year (2025-26)
 - Scored 12 points and had two assists and two steals in the win over #17/#18 Tennessee
 - Tied a career high with 15 points and led the team with four assists against #3 South Carolina
 - Tied a season high with 13 points, set a career high with three three-pointers and led the team with four assists against Bellarmine
 - Led the team with four assists and had 10 points in the win over Morehead State
 - Scored 10 points on 4-for-6 shooting with five rebounds in road win over Clemson
 - Set a career high with two blocks to go with seven points and three rebounds against Colorado
 - Tallied 13 points on 6-for-8 shooting with four rebounds and two steals in the win over NKU
 - Scored nine points and tallied four rebounds and a team-best three assists in her Louisville debut against #1 UConn
- Oklahoma - Junior Year (2024-25)
 - Played in all 35 games with 16 starts
 - Averaged 4.8 points, 1.8 rebounds, and career-best 2.2 assists per game
 - Entered the starting lineup vs. Georgia (Jan. 26) and started the remainder of the season
 - Scored in double figures five times, all against Power Four opponents
 - Dished out five or more assists in six games, including career-high eight at LSU (Jan. 30)
 - Totaled 10 points and six assists at South Carolina (Jan. 19)
 - Added 11 points and five dimes at Tennessee (Jan. 5)
 - 6.4 assists/40 minutes ranked in the top 45 nationally
 - 6.7 assists/40 minutes in SEC play ranked fourth in the league
 - Shot 68.9% at the rim and tied career high with 61 made field goals
- Oklahoma - Sophomore Year (2023-24)
 - Played in all 33 games
 - Averaged 5.3 points, 1.9 rebounds, and 1.8 assists per game
 - Scored in double figures five times, including twice in Big 12 play
 - Posted season-high 13 points with five rebounds and three assists vs. Alabama State (Nov. 15)
 - Added Big 12-best 12 points, career-high six rebounds, and three dimes at Kansas (March 2)
 - Tallied career-high seven assists in win over Virginia (Nov. 19)
 - 2.7 steals per 40 minutes in league play ranked ninth in the Big 12
- Oklahoma - Freshman Year (2022-23)
 - Big 12 All-Academic Rookie Team selection
 - Played in 24 games, averaging 9.3 minutes per contest
 - Averaged 3.0 points, 1.0 rebounds, and 1.2 assists per game
 - Shot 44.1% from the floor and 41.7% from 3-point range
 - First OU freshman guard to shoot 44% with over 50 FGA since Taylor Robertson in 2019
 - Scored season-high 15 points at Utah on 6-of-9 (.667) shooting
 - Posted season-highs in assists (5) and rebounds (4) in a win over Oral Roberts
- Prep and Personal
 - Tabbed as the No. 179 recruit in the nation by ASGR
 - 2019 Adidas All-American
 - 2022 McDonald's All-American nominee
 - First-team All-Catholic High School Athletic Association selection for Nazareth High School in Brooklyn
 - Member of the SLAAM Basketball Top 20 List in 2021
 - As a senior at Nazareth, averaged 21.1 points, 7.3 rebounds, 5.9 assists, and 3.7 steals per game
 - In prep career, averaged 16.5 points, 7.8 rebounds, 3.8 assists, and 3.0 steals per contest
 - Only player in school history to finish career with 1,000 points, 500 rebounds, 250 assists, and 200 steals

REYNA SCOTT CAREER STATISTICS																				
				Field Goals		3-Point		F-Throws		Rebounds									Scoring	
SEASON	TEAM	GP-GS	MIN/AVG	FG-FGA	FG%	3FG-3FGA	3FG%	FT-FTA	FT%	OFF	DEF	TOT	AVG	PF-FO	A	TO	BLK	STL	PTS	AVG
2022-23	OK	24-0	224/9.3	26-59	.441	5-12	.417	14-21	.667	5	19	24	1.0	20-0	29	43	4	11	71	3.0
2023-24	OK	33-0	446/13.5	61-153	.399	7-27	.259	45-67	.672	13	51	64	1.9	38-0	60	77	7	30	174	5.3
2024-25	OK	35-16	484/13.8	62-142	.437	13-48	.271	32-46	.696	12	52	64	1.8	50-0	78	61	3	29	169	4.8
2025-26	LOU	17-5	362/21.3	49-100	.490	8-22	.364	25-30	.833	12	29	41	2.4	18-0	45	35	5	22	131	7.7
TOTAL FOR LOU		17-5	362/21.3	49-100	.490	8-22	.364	25-30	.833	12	29	41	2.4	18-0	45	35	5	22	131	7.7
TOTAL		109-21	1516/13.9	198-454	.436	33-109	.303	116-164	.707	42	151	193	1.8	126-0	212	216	19	92	545	5.0



2 IMARI BERRY

Guard | 5-10 | Sophomore
Clarksville, Tenn. | Clarksville

SEASON HIGHS		CAREER HIGHS		MISC STATS	
Points.....	17 vs. ETSU (11/29/25)	Points.....	21 vs. Morehead State (11/21/24)	Season	Career
Reb.....	13 vs. Tennessee (12/20/25)	Reb.....	13 vs. Tennessee (12/20/25)	Double-Doubles.....	1 1
Asst.....	7 vs. Eastern Kentucky (12/17/25)	Asst.....	7 vs. Eastern Kentucky (12/17/25)	10-Plus Points	9 16
Blocks.....	1 (5x), MR vs. SMU (1/1/26)	Blocks.....	1 (10x), MR vs. SMU (1/1/26)	20-Plus Points	0 1
Steals.....	4 (2x), MR vs. Tennessee (12/20/25)	Steals.....	4 (2x), MR vs. Tennessee (12/20/25)	30-Plus Points	0 0
FGM.....	6 (2x), MR vs. Tennessee (12/20/25)	FGM.....	8 vs. Morehead State (11/21/24)	Team-High Points.....	3 7
FGA.....	12 vs. UConn (11/4/25)	FGA.....	12 vs. UConn (11/4/25)	10-Plus Rebounds.....	1 1
3FGM.....	3 (2x), MR vs. Virginia Tech (1/4/26)	3FGM.....	5 vs. Morehead State (11/21/24)	Team-High Rebounds.....	2 4
3FGA.....	6 vs. Colorado (11/12/25)	3FGA.....	8 vs. Morehead State (11/21/24)	10-Plus Assists.....	0 0
FT.....	6 vs. ETSU (11/29/25)	FT.....	6 vs. ETSU (11/29/25)	Team-High Assists.....	5 5
FTA.....	6 (2x), MR at North Carolina (12/14/25)	FTA.....	6 (3x), MR at North Carolina (12/14/25)		
Minutes.....	32 at Clemson (11/16/25)	Minutes.....	32 at Clemson (11/16/25)		

2025-26 GAME-BY-GAME																		
Opponent	Min	FG-A	3PT-A	FT-A	O-D-T	PF	AST	TO	STL	BLK	PTS	AVG						
vs. UConn*	25	6-12	1-5	0-1	0-1-1	1	1	2	0	0	13	13.0						
NKU*	24	4-11	1-4	0-0	3-2-5	4	3	3	2	0	9	11.0						
COLORADO	21	1-8	1-6	1-2	1-3-4	2	0	2	2	0	4	8.7						
at Clemson	32	4-6	0-2	1-1	2-3-5	3	2	4	2	0	9	8.8						
MOREHEAD	23	5-7	2-3	1-1	0-5-5	2	4	1	1	0	13	9.6						
KENTUCKY	22	1-7	0-2	1-2	2-2-4	2	4	1	1	0	3	8.5						
EASTERN ILL.	15	2-8	1-4	3-3	0-2-2	0	3	0	0	0	8	8.4						
East Tenn. St.	21	4-6	3-4	6-6	2-4-6	2	1	2	2	1	17	9.5						
BELLARMINE	16	5-7	2-4	2-2	1-4-5	1	4	2	0	1	14	10.0						
SOUTH CAROLINA	17	2-7	1-3	2-2	0-4-4	0	2	1	1	0	7	9.7						
NEW HAMPSHIRE	20	2-6	1-3	1-1	2-3-5	2	4	1	1	1	6	9.4						
BALL STATE	15	4-7	2-3	0-0	0-1-1	1	3	0	2	0	10	9.4						
at North Carolina	21	4-8	0-2	5-6	4-3-7	2	1	2	1	0	13	9.7						
EKU	25	2-8	0-3	2-2	4-4-8	1	7	1	4	1	6	9.4						
vs. Tennessee	28	6-11	2-4	1-2	3-10-13	2	3	2	4	0	15	9.8						
SMU	19	3-8	1-4	4-4	3-6-9	1	3	0	1	1	11	9.9						
VIRGINIA TECH	18	5-8	3-4	0-0	1-2-3	4	3	0	0	0	13	10.1						
at Miami																		
PITT																		
at Notre Dame																		
at NC State																		
BOSTON COLLEGE																		
at Stanford																		
at Cal																		
DUKE																		
at Syracuse																		
WAKE FOREST																		
FLORIDA STATE																		
VIRGINIA																		
at Georgia Tech																		
NOTRE DAME																		

- Sophomore Year (2025-26)**
- Scored in double figures with 13 points and had three rebounds and three assists in the win over Virginia Tech
 - Led the team with nine rebounds to go with 11 points and three assists and zero turnovers in the win over SMU
 - Tallied her first career double-double with 15 points and a career-best 13 rebounds while she tied a career high with four steals and had three assists in the win over #17/#18 Tennessee
 - Set a career high and led the team with seven assists and four steals to go with a season-best eight rebounds and six points in the win over ECU
 - Tallied 11 of her 13 points in the second half to go with a season-best seven rebounds in the road win over #12/#11 North Carolina
 - Scored 10 points and led the team with three assists against Ball State
 - Led the team with 14 points and had a team-best four assists against Bellarmine
 - Had a team-best 17 points and six rebounds to go with two steals, an assist and a block in the win over ETSU
 - Tied career bests with four assists and two steals to go with a team-best 13 points in the win over Morehead State
 - Scored nine points and had five rebounds in the road win over Clemson
 - Recorded nine points, five rebounds, three assists and two steals in win over NKU
 - Scored 13 points in the season opener against #1 UConn

- Freshman Year (2024-25)**
- Played in 32 games and made two starts in her freshman season and averaged 12.1 minutes per game
 - Averaged 4.9 points per game, 2.3 rebounds per game and 0.9 assists per game
 - Scored eight points and was 2-for-4 from three against No. 2 TCU
 - Tallied 11 points on 5-for-9 shooting to go with seven rebounds and tied a season high with four assists in the road win over #23/#21 Florida State
 - Scored 14 points on 4-for-5 shooting and 2-for-3 from behind the arc in just 10 minutes in the win over #21 Cal
 - Had a team-best 10 points and hit three three-pointers against #2 UConn
 - Led the team in scoring with 13 points on 5-for-10 shooting and was 3-for-6 from behind the arc in the win over USF
 - Had a team-high 21 points, shot 8-for-12 from the floor 5-for-8 from three, to go with four assists in the win over Morehead State
 - The five three pointers were the most by a Louisville freshman since the 2020-21 season
 - Had a team-high 14 points and was 4-for-5 from three on the road against #20 Kentucky. She scored 12-straight points for the Cards between the third and fourth quarter.
 - Led the team with nine rebounds and scored 10 points in the win over UT Martin
 - Led the team with eight rebounds in the win over USI
 - Made her collegiate debut against #5/#6 UCLA
 - 2024 ACC Newcomer Watch List

- Prep and Personal**
- 2024 McDonald's All-American
 - 2024 Tennessee Girls Basketball Gatorade Player of the Year
 - 2024 Tennessee Class 4A Ms. Basketball
 - She was the first player from Clarksville High School to be named Ms. Basketball in the state of Tennessee
 - She was a finalist for Ms. Basketball in her sophomore and junior seasons (2022, 2023)
 - In her senior season, she led Clarksville to an undefeated regular season and second-straight trip to the state tournament
 - 2023 Leaf-Chronicle Girls Basketball Player of the Year
 - Five-star prospect, No. 19 ranked recruit and the highest-ranked player from the state of Tennessee by espnW HoopGurlz
 - Chose the Cardinals over Kentucky and North Carolina

IMARI BERRY CAREER STATISTICS																		
				Field Goals		3-Point		F-Throws		Rebounds				Scoring				
SEASON	TEAM	GP-GS	MIN/AVG	FG-FGA	FG%	3FG-3FGA	3FG%	FT-FTA	FT%	OFF	DEF	TOT	AVG	PF-FO	A	TO	BLK	STL
2024-25	LOU	32-2	388/12.1	59-155	.381	30-82	.366	9-17	.529	16	58	74	2.3	41-0	28	22	5	17
2025-26	LOU	17-2	362/21.3	60-135	.444	21-60	.350	30-35	.857	28	59	87	5.1	30-0	48	24	5	24
TOTAL		49-4	751/15.3	119-290	.410	51-142	.359	39-52	.750	44	117	161	3.3	71-0	76	46	10	41



4 MACKENLY RANDOLPH

Forward | 6-0 | Sophomore
Los Angeles, Calif. | Sierra Canyon

SEASON HIGHS					CAREER HIGHS					MISC STATS					Season	Career
Points.....	12 (2x)	MR vs. Ball State	(12/10/25)		Points.....	13 vs. Duke	(3/7/25)			Double-Doubles.....	0	0				
Reb.....	8 (2x)	MR vs. Tennessee	(12/20/25)		Reb.....	10 vs. Notre Dame	(2/2/25)			10-Plus Points	6	8				
Asst.....	2 (3x)	MR at North Carolina	(12/14/25)		Asst.....	4 at Memphis	(12/21/24)			20-Plus Points	0	0				
Blocks.....	1 (5x)	MR vs. SMU	(1/1/26)		Blocks.....	1 (9x), MR vs. SMU	(1/1/26)			30-Plus Points	0	0				
Steals.....	3 vs. Virginia Tech	(1/4/26)			Steals.....	2 (3x), MR at North Carolina	(12/14/25)			Team-High Points	0	1				
FGM.....	5 (5x)	MR vs. Virginia Tech	(1/4/26)		FGM.....	5 (6x), MR vs. Virginia Tech	(1/4/26)			10-Plus Rebounds	0	1				
FGA.....	9 vs. Virginia Tech	(1/4/26)			FGA.....	9 (2x), MR vs. Virginia Tech	(1/4/26)			Team-High Rebounds	1	2				
3FGM.....	1 (6x), MR vs. SMU	(1/1/26)			3FGM.....	1 (9x), MR vs. SMU	(1/1/26)			10-Plus Assists	0	0				
3FGA.....	3 vs. SMU	(1/1/26)			3FGA.....	4 vs. UCLA	(11/4/24)			Team-High Assists	0	0				
FT.....	5 vs. NKU	(11/9/25)			FT.....	5 (2x), MR vs. NKU	(11/9/25)									
FTA.....	6 vs. NKU	(11/9/25)			FTA.....	6 (2x), MR vs. NKU	(11/9/25)									
Minutes.....	31 at Clemson	(11/16/25)			Minutes.....	35 vs. Duke	(3/7/25)									

2025-26 GAME-BY-GAME																			
Opponent	Min	FG-A	3PT-A	FT-A	O-D-T	PF	AST	TO	STL	BLK	PTS	AVG							
vs. UConn*	23	1-5	0-0	0-0	4-1-5	1	2	0	1	0	2	2.0							
NKU*	21	2-3	1-2	5-6	3-3-6	2	1	0	0	0	10	6.0							
COLORADO*	30	3-7	0-0	0-1	3-3-6	2	1	1	0	1	6	6.0							
at Clemson*	31	3-6	1-1	2-2	0-5-5	1	1	1	0	0	9	6.8							
MOREHEAD*	7	2-2	0-0	0-0	0-1-1	2	1	2	1	0	4	6.2							
KENTUCKY*	22	1-1	0-0	0-0	1-0-1	3	2	0	0	0	2	5.5							
EASTERN ILL.*	15	5-5	0-0	2-2	1-2-3	2	1	1	1	1	12	6.4							
East Tenn. St.*	15	3-5	0-1	2-2	1-2-3	0	1	0	0	0	8	6.6							
BELLARMINE*	18	3-7	0-0	3-3	2-6-8	2	1	0	1	0	9	6.9							
SOUTH CAROLINA*	12	1-2	0-0	0-0	2-0-2	1	0	0	0	0	2	6.4							
NEW HAMPSHIRE*	17	5-7	1-1	0-0	1-1-2	2	0	0	1	0	11	6.8							
BALL STATE*	24	5-8	1-1	1-1	0-4-4	2	1	1	1	0	12	7.3							
at North Carolina*	23	1-5	0-2	0-2	2-4-6	2	2	2	2	0	2	6.8							
EKU*	17	1-2	0-1	0-0	1-3-4	0	1	0	1	1	2	6.5							
vs. Tennessee*	27	5-7	1-1	0-0	3-5-8	5	1	2	1	1	11	6.8							
SMU*	19	3-7	1-3	0-0	2-4-6	1	1	1	0	1	7	6.8							
VIRGINIA TECH*	26	5-9	0-0	1-1	2-2-4	3	0	1	3	0	11	7.1							
at Miami																			
PITT																			
at Notre Dame																			
at NC State																			
BOSTON COLLEGE																			
at Stanford																			
at Cal																			
DUKE																			
at Syracuse																			
WAKE FOREST																			
FLORIDA STATE																			
VIRGINIA																			
at Georgia Tech																			
NOTRE DAME																			

- Sophomore Year (2025-26)
- Tallied 11 points and set a career high with three steals with four rebounds in the win over Virginia Tech
 - Scored 11 points and tied a season high with eight rebounds in the win over #17/#18 Tennessee
 - Tied a season high with 12 points and had four rebounds against Ball State
 - Scored a season-best 11 points against New Hampshire
 - Had a season-best eight rebounds to go with nine points against Bellarmine
 - Tallied a season-high 12 points on 5-for-5 shooting against Eastern Illinois
 - Scored nine points and brought in five rebounds in win over Clemson
 - Tied for the team high in rebounds with six against Colorado
 - Scored 10 points and brought in six rebounds in the win over NKU
- Freshman Year (2024-25)
- Played in 32 games and made 9 starts in her freshman season while averaging 13.2 minutes per game
 - Averaged 3.6 points per game, 2.1 rebounds per game and 0.9 assists per game with a .479 field goal percentage
 - Led the team with a career-best 13 points on 5-for-7 shooting and played a career high 35 minutes against #11 Duke in ACC Tournament
 - Scored a career best 11 points in the win over Clemson in the ACC Tournament
 - Set a career high with a team-best 10 rebounds and scored eight points against #3 Notre Dame
 - Scored a season-best nine points on 4-for-5 shooting and had four assists against Memphis
 - Tied a season high with four rebounds against #2 UConn
 - Scored eight points and had a block on the road against #20 Kentucky
 - Earned a start in her first collegiate appearance against #5/#6 UCLA
- Prep and Personal
- 2024 Third Team Naismith Trophy All-American
 - 2024 McDonald's All-American
 - Played in the 2024 Jordan Brand Classic with Arenas and Roberts
 - Played with the USA Basketball Women's U17 National Team and won the gold medal at the U17 FIBA World Cup
 - Competed with USA Basketball at the 2024 Women's Nike Hoop Summit
 - Five-star prospect ranked No. 23 by espnW HoopGurlz
 - She chose the Cardinals over Notre Dame and Michigan State
 - While playing for Sierra Canyon, Randolph won a CIF Open Division championship, a CIF State Open Division championship, an ESPN national championship and four league championships
 - She holds the program record for points all-time lead in points and rebounds
 - During her junior season at Sierra Canyon, the team was ranked No. 1 in the country
 - Daughter of former NBA All-Star Zach Randolph

MACKENLY RANDOLPH CAREER STATISTICS																					
				Field Goals		3-Point		F-Throws		Rebounds										Scoring	
SEASON	TEAM	GP-GS	MIN/AVG	FG-FGA	FG%	3FG-3FGA	3FG%	FT-FTA	FT%	OFF	DEF	TOT	AVG	PF-FO	A	TO	BLK	STL	PTS	AVG	
2024-25	LOU	32-9	421/13.2	46-96	.479	3-19	.158	20-30	.667	36	32	68	2.1	45-0	28	37	4	16	115	3.6	
2025-26	LOU	17-17	346/20.4	49-88	.557	6-13	.462	16-20	.800	28	46	74	4.4	31-1	17	12	5	13	120	7.1	
TOTAL		49-26	767/15.7	95-184	.516	9-32	.281	36-50	.720	64	78	142	2.9	76-1	45	49	9	29	235	4.8	



5 REBEKAH GRAVES

Guard | 5-6 | Redshirt Freshman
Keller, Texas | Keller

SEASON HIGHS		MISC STATS	Season	Career
Points.....	10 vs. Bellarmine (11/30/25)	Double-Doubles.....	0	0
Reb.....	2 vs. Morehead St. (11/19/25)	10-Plus Points.....	1	1
Asst.....	1 vs. Morehead St. (11/19/25)	20-Plus Points.....	0	0
Blocks.....		30-Plus Points.....	0	0
Steals.....	2 vs. Bellarmine (11/30/25)	Team-High Points.....	0	0
FGM.....	4 vs. Bellarmine (11/30/25)	10-Plus Rebounds.....	0	0
FGA.....	6 (2x), MR vs. Bellarmine (11/30/25)	Team-High Rebounds.....	0	0
3FGM.....	2 vs. Bellarmine (11/30/25)	10-Plus Assists.....	0	0
3FGA.....	4 vs. Morehead St. (11/19/25)	Team-High Assists.....	0	0
FT.....				
FTA.....				
Minutes.....	13 vs. Morehead St. (11/19/25)			

2025-26 GAME-BY-GAME															
Opponent	Min	FG-A	3PT-A	FT-A	O-D-T	PF	AST	TO	STL	BLK	PTS	AVG			
vs. UConn													--DNP--		
NKU	2	1-1	1-1	0-0	0-0-0	0	0	0	0	0	3	3.0			
COLORADO													--DNP--		
at Clemson													--DNP--		
MOREHEAD	13	1-6	0-4	0-0	0-2-2	0	1	0	1	0	2	2.5			
KENTUCKY													--DNP--		
EASTERN ILL.	6	1-2	0-1	0-0	0-0-0	0	0	0	1	0	2	2.3			
East Tenn. St.	7	1-1	0-0	0-0	0-1-1	0	0	1	0	0	2	2.3			
BELLARMINE	12	4-6	2-3	0-0	1-0-1	2	0	1	2	0	10	3.8			
SOUTH CAROLINA													--DNP--		
NEW HAMPSHIRE	8	0-2	0-2	0-0	1-1-2	0	0	0	0	0	0	3.2			
BALL STATE	10	1-3	1-2	0-0	0-0-0	2	0	0	0	0	3	3.1			
at North Carolina													--DNP--		
EKU													--DNP--		
vs. Tennessee													--DNP--		
SMU	4	0-1	0-1	0-0	0-0-0	1	0	0	0	0	0	2.8			
VIRGINIA TECH	4	0-0	0-0	0-0	0-0-0	0	0	0	0	0	0	2.4			
at Miami															
PITT															
at Notre Dame															
at NC State															
BOSTON COLLEGE															
at Stanford															
at Cal															
DUKE															
at Syracuse															
WAKE FOREST															
FLORIDA STATE															
VIRGINIA															
at Georgia Tech															
NOTRE DAME															

- Redshirt Freshman Year (2025-26)
- Had the best game of her career with 10 points on 4-for-6 shooting, 2-for-3 from behind the arc and two steals against Bellarmine
 - Made her collegiate debut against NKU and recorded her first collegiate points

- Freshman Year (2024-25)
- Missed the season due to injury

- Prep and Personal
- Played at Keller High School in Texas
 - 2024 4-6A Defensive Player of the Year
 - 2024 Academic All-State Team
 - Daughter of John and Nicole, has two brothers, Joseph and John and a sister, Sarah
 - Sarah plays basketball at Texas

REBEKAH GRAVES CAREER STATISTICS																				
				Field Goals		3-Point		F-Throws		Rebounds								Scoring		
SEASON	TEAM	GP-GS	MIN/AVG	FG-FGA	FG%	3FG-3FGA	3FG%	FT-FTA	FT%	OFF	DEF	TOT	AVG	PF-FO	A	TO	BLK	STL	PTS	AVG
2025-26	LOU	9-0	66/7.3	9-22	.409	4-14	.286	0-0	.000	2	4	6	0.7	5-0	1	2	0	4	22	2.4
TOTAL		9-0	66/7.3	9-22	.409	4-14	.286	0-0	.000	2	4	6	0.7	5-0	1	2	0	4	22	2.4



9 ANAYA HARDY

Forward | 6-3 | Sophomore
Detroit, Mich. | Renaissance

SEASON HIGHS

Points..... 12 (2x), MR vs. Ball State (12/10/25)
Reb..... 13 vs. Morehead St. (11/19/25)
Asst..... 2 vs. Bellarmine (11/30/25)
Blocks..... 2 (2x), MR vs. Virginia Tech (1/4/26)
Steals..... 2 (2x), MR vs. Ball State (12/10/25)
FGM..... 5 (2x), MR vs. Ball State (12/10/25)
FGA..... 8 (2x), MR vs. Ball State (12/10/25)
3FGM.....
3FGA.....
FT..... 3 vs. EIU (11/28/25)
FTA..... 7 vs. EIU (11/28/25)
Minutes..... 26 vs. Ball State (12/10/25)

CAREER HIGHS

Points..... 12 (2x), MR vs. Ball State (12/10/25)
Reb..... 13 vs. Morehead St. (11/19/25)
Asst..... 2 vs. Bellarmine (11/30/25)
Blocks..... 2 (2x), MR vs. Virginia Tech (1/4/26)
Steals..... 2 (2x), MR vs. Ball State (12/10/25)
FGM..... 5 (2x), MR vs. Ball State (12/10/25)
FGA..... 8 (2x), MR vs. Ball State (12/10/25)
3FGM.....
3FGA.....
FT..... 3 vs. EIU (11/28/25)
FTA..... 7 vs. EIU (11/28/25)
Minutes..... 26 vs. Ball State (12/10/25)

MISC STATS

	Season	Career
Double-Doubles.....	3	3
10-Plus Points.....	3	3
20-Plus Points.....	0	0
30-Plus Points.....	0	0
Team-High Points.....	0	0
10-Plus Rebounds.....	4	4
Team-High Rebounds.....	6	6
10-Plus Assists.....	0	0
Team-High Assists.....	0	0

2025-26 GAME-BY-GAME																		
Opponent	Min	FG-A	3PT-A	FT-A	O-D-T	PF	AST	TO	STL	BLK	PTS	AVG						
vs. UConn													--DNP--					
NKU	4	0-0	0-0	0-0	0-1-1	0	0	0	1	0	0	0.0						
COLORADO													--DNP--					
at Clemson	1	1-1	0-0	0-0	0-0-0	0	0	0	0	0	2	1.0						
MOREHEAD	21	5-6	0-0	2-4	6-7-13	3	1	1	0	0	12	4.7						
KENTUCKY	9	1-1	0-0	0-0	0-2-2	1	0	0	0	0	2	4.0						
EASTERN ILL.	21	4-8	0-0	3-7	8-4-12	2	0	0	2	0	11	5.4						
East Tenn. St.	16	2-3	0-0	2-6	3-3-6	3	0	0	0	1	6	5.5						
BELLARMINE	22	2-3	0-0	2-4	1-9-10	0	2	1	0	2	6	5.6						
SOUTH CAROLINA*	23	3-4	0-0	0-0	2-3-5	4	0	0	0	1	6	5.6						
NEW HAMPSHIRE*	20	2-3	0-0	2-6	7-2-9	3	0	0	0	1	6	5.7						
BALL STATE*	26	5-8	0-0	2-4	4-6-10	4	0	1	2	1	12	6.3						
at North Carolina*	7	2-3	0-0	0-0	0-2-2	3	0	0	0	0	4	6.1						
EKU*	9	2-3	0-0	0-0	2-2-4	2	0	0	0	0	4	5.9						
vs. Tennessee*	12	2-2	0-0	0-0	1-2-3	2	0	0	0	0	4	5.8						
SMU*	8	3-4	0-0	0-0	3-0-3	1	1	0	0	0	6	5.8						
VIRGINIA TECH*	18	4-5	0-0	0-1	8-0-8	1	1	1	1	2	8	5.9						
at Miami																		
PITT																		
at Notre Dame																		
at NC State																		
BOSTON COLLEGE																		
at Stanford																		
at Cal																		
DUKE																		
at Syracuse																		
WAKE FOREST																		
FLORIDA STATE																		
VIRGINIA																		
at Georgia Tech																		
NOTRE DAME																		

Sophomore Year (2025-26)

- Scored eight points and tallied eight rebounds (all on the offensive end) with two blocks in the win over Virginia Tech
- Tied a career high with 12 points and brought in 10 rebounds for her third double-double of the season to go with two steals and a block against Ball State
- Led the team with nine rebounds and had six points with New Hampshire
- Played a career-best 23 minutes and had six points and five rebounds against #3 South Carolina
- Had a team-best 10 rebounds with six points, two assists and two blocks against Bellarmine
- Scored 11 points and brought in a game-high 12 rebounds for her second career double-double against Eastern Illinois
- Had the best game of her career with 12 points and 13 rebounds for her first career double-double in the win over Morehead State

Freshman Year (2024-25)


- Played in 26 games and averaged 0.9 points and 0.7 rebounds per game in her freshman season
- Hauled in three rebounds in the win over Clemson
- Made her collegiate debut against USI

Prep and Personal

- 2024 AP First Team All-State
- 2024 MLive's Metro Detroit Dream Team
- 2024 Detroit Free Press First Team All-Area
- Scored 28 points and hauled in 12 rebounds in the Detroit Public School Championship Game, the third-straight PSL championship for Renaissance
- She averaged 13 points, 10 rebounds and four blocks per game in her senior season
- Tallied a triple-double (20 points, 17 rebounds, 11 blocks) in a win over Macomb Dakota
- Led Renaissance to a 24-2 record and a trip to the state semifinals in her junior season

ANAYA HARDY CAREER STATISTICS

				Field Goals		3-Point		F-Throws		Rebounds										Scoring	
SEASON	TEAM	GP-GS	MIN/AVG	FG-FGA	FG%	3FG-3FGA	3FG%	FT-FTA	FT%	OFF	DEF	TOT	AVG	PF-FO	A	TO	BLK	STL	PTS	AVG	
2024-25	LOU	11-0	26/2.4	4-8	.500	0-0	.000	2-10	.200	3	5	8	0.7	1-0	0	1	1	0	10	0.9	
2025-26	LOU	15-8	215/14.4	38-54	.704	0-0	.000	13-32	.406	45	43	88	5.9	29-0	5	4	8	6	89	5.9	
TOTAL		26-8	242/9.3	42-62	.677	0-0	.000	15-42	.357	48	48	96	3.7	30-0	5	5	9	6	99	3.8	



11 ELIF ISTANBULLUOGLU

Forward | 6-3 | Junior
Istanbul, Türkiye | Fenerbahçe S.K.

SEASON HIGHS		CAREER HIGHS		MISC STATS		Season	Career
Points	16 at North Carolina (12/14/25)	Points	15 (2x), MR vs. South Carolina (12/4/25)	Double-Doubles		0	1
Reb	14 vs. Tennessee (12/20/25)	Reb	12 vs. Bellarmine (11/16/23)	10-Plus Points		6	8
Asst	4 vs. Virginia Tech (1/4/26)	Asst	4 (2x), MR vs. Virginia Tech (1/4/26)	20-Plus Points		0	0
Blocks	2 vs. EIU (11/28/25)	Blocks	2 vs. EIU (12/28/25)	30-Plus Points		0	0
Steals	2 (3x), MR vs. SMU (1/1/26)	Steals	2 (4x), MR vs. SMU (1/1/26)	Team-High Points		0	0
FGM	7 vs. ETSU (11/29/25)	FGM	7 vs. ETSU (11/29/25)	10-Plus Rebounds		1	2
FGA	13 vs. ETSU (11/29/25)	FGA	13 vs. ETSU (11/29/25)	Team-High Rebounds		2	3
3FGM	2 (3x), MR at North Carolina (12/14/25)	3FGM	2 (3x), MR at North Carolina (12/14/25)	10-Plus Assists		0	0
3FGA	6 vs. South Carolina (12/4/25)	3FGA	6 vs. South Carolina (12/4/25)	Team-High Assists		1	1
FT	3 (4x), MR vs. Tennessee (12/20/25)	FT	4 vs. DePaul (11/12/23)				
FTA	5 vs. Tennessee (12/20/25)	FTA	4 (5x), MR vs. NKU (11/9/25)				
Minutes	39 at North Carolina (12/14/25)	Minutes	39 at North Carolina (12/14/25)				

2025-26 GAME-BY-GAME																
Opponent	Min	FG-A	3PT-A	FT-A	O-D-T	PF	AST	TO	STL	BLK	PTS	AVG				
vs. UConn*	30	2-9	0-2	3-3	0-4-4	4	0	3	0	0	7	7.0				
NKU*	23	3-5	0-1	3-4	2-5-7	3	2	1	0	0	9	8.0				
COLORADO*	17	1-3	1-3	1-2	0-1-1	4	3	0	1	1	4	6.7				
at Clemson*	29	3-8	0-1	0-0	3-2-5	2	1	1	1	0	6	6.5				
MOREHEAD*	20	4-6	2-4	1-2	0-4-4	1	1	0	0	0	11	7.4				
KENTUCKY*	27	3-6	0-1	1-1	1-2-3	1	0	0	0	0	7	7.3				
EASTERN ILL.*	18	5-10	1-3	1-1	1-5-6	0	1	2	2	2	12	8.0				
East Tenn. St.*	22	7-13	1-2	0-0	2-2-4	0	1	3	1	0	15	8.9				
BELLARMINE*	15	0-4	0-0	3-4	2-3-5	0	1	2	0	0	3	8.2				
SOUTH CAROLINA*	34	6-10	2-6	1-2	2-7-9	2	1	1	0	0	15	8.9				
NEW HAMPSHIRE*	13	3-6	1-1	2-2	0-4-4	0	1	1	2	0	9	8.9				
BALL STATE*	20	0-3	0-3	0-0	1-3-4	3	1	2	0	0	0	8.2				
at North Carolina*	39	6-11	2-5	2-2	1-3-4	3	1	0	0	1	16	8.8				
EKU*	23	4-8	0-1	1-2	3-4-7	2	1	0	1	0	9	8.8				
vs. Tennessee*	29	3-6	0-1	3-5	3-11-14	4	1	3	0	1	9	8.8				
SMU*	19	5-10	0-2	1-2	3-1-4	3	0	1	2	0	11	8.9				
VIRGINIA TECH*	29	4-8	1-2	0-0	0-3-3	3	4	1	1	0	9	8.9				
at Miami																
PITT																
at Notre Dame																
at NC State																
BOSTON COLLEGE																
at Stanford																
at Cal																
DUKE																
at Syracuse																
WAKE FOREST																
FLORIDA STATE																
VIRGINIA																
at Georgia Tech																
NOTRE DAME																

- Junior Year (2025-26)**
- Scored 11 points and tied a career high with two steals to go with four rebounds in the win over SMU
 - Hauled in a career-best 14 rebounds with nine points and a block in the win over #17/#18 Tennessee
 - Scored a career-high 16 points in a career-best 39 minutes played in the road win over #12/#11 North Carolina
 - Tied a career high with 15 points and led the team with nine rebounds against #3 South Carolina
 - Had a career high for the second-straight night with 15 points against ETSU
 - Set a career high with 12 points against Eastern Illinois
 - Tied a career high with 11 points against Morehead State
 - Tallied six points and five rebounds in win over Clemson
 - Scored nine points and had seven rebounds in the win over NKU

- Summer (2025)**
- Made the Türkiye Senior National Team that competed at the 2025 FIBA Eurobasket in Greece
 - Coach Walz was an assistant on the team and Türkiye finished seventh
 - She also competed with Türkiye at the 2025 FIBA U20 Eurobasket in Portugal and they finished seventh overall
 - Elif lead the squad with 17.9 points and 11.1 rebounds per game while shooting .440 percent from the floor
 - She was one of 10 'Players who lit up FIBA U20 Women's EuroBasket 2025' by FIBA following the tournament

- Sophomore Year (2024-25)**
- Played in all 33 games and averaged 13.0 minutes per game in her sophomore season
 - Averaged 3.0 points per game and 2.0 rebounds per game with a .442 field goal percentage
 - Scored four points and tallied four rebounds in the NCAA first round win over No. 10 Nebraska
 - Set a season high with nine points in the win over Syracuse
 - Tied a season high with six points against Memphis
 - Set a career high with four assists to go with six points and five rebounds against Morehead State

- Summer (2024)**
- Played with Türkiye at the U20 FIBA Eurobasket in Lithuania and Coach Walz was an assistant on the staff.
 - She averaged 16.3 points, 6.6 rebounds and shot .447 percent from the floor as Türkiye finished seventh.
 - She was named a 'Player Who Impressed' by FIBA following the tournament.

- Freshman Year (2023-24)**
- Played in all 34 games and made two starts in her first season with the Cardinals.
 - Scored seven points and hit one three-pointer in her first career NCAA Tournament game against Middle Tennessee.
 - Earned her first career start in the road win over Georgia Tech.
 - Tallied a career high 11 points on 5-for-8 shooting with four rebounds against Boston College.
 - Scored nine points, was 4-for-5 from the floor and 1-for-1 from behind the arc with four rebounds in the win over Wake.
 - Tallied her first double-double in just her third collegiate game with 10 points and 12 rebounds in the win over Bellarmine. She was the first freshman to record a double-double since 2021.
 - Made her collegiate debut against Cincinnati on Nov. 6 and tallied seven points, three rebounds, one block and one steal.

- Prep**
- Played with Turkey at the 2023 FIBA U18 and U20 Championships this summer
 - At the U18 Championships, she helped Turkey reach the quarterfinals and finished eighth
 - She averaged 11.0 points and 10.7 rebounds per game, which was second on the team in scoring and she led the team in rebounds
 - At the U20 Championships, Turkey finished eighth and she averaged double figures with 10.7 points per game during the tournament
 - She played in the most recent FIBA EuroLeague season with Fenerbahçe S.K.
 - Fenerbahçe S.K. won the EuroLeague for the first time in team history

Elif Istanbuluoğlu Career Statistics																				
				Field Goals		3-Point		F-Throws		Rebounds									Scoring	
Season	Team	GP-GS	Min/Avg	FG-FGA	FG%	3FG-3FGA	3FG%	FT-FTA	FT%	Off	Def	TOT	Avg	PF-FO	A	TO	BLK	STL	PTS	Avg
2023-24	LOU	34-2	431/12.7	34-91	.374	6-27	.222	16-24	.667	27	49	76	2.2	33-0	13	29	6	5	90	2.6
2024-25	LOU	33-0	430/13.0	42-95	.442	3-24	.125	11-21	.524	25	40	65	2.0	40-0	15	30	0	9	98	3.0
2025-26	LOU	17-17	406/23.9	59-126	.468	11-38	.289	23-32	.719	24	64	88	5.2	35-0	20	21	5	11	152	8.9
TOTAL		84-19	1268/15.1	135-312	.433	20-89	.225	50-77	.649	76	153	229	2.7	108-0	48	80	11	25	340	4.0



12 YEVHENIIA PUTRA

Forward | 6-3 | Freshman
Kyiv, Ukraine | Universal School

SEASON HIGHS		MISC STATS		Season	Career
Points.....	10 vs. Eastern Kentucky (12/17/25)	Double-Doubles.....		0	0
Reb.....	8 vs. New Hampshire (12/7/25)	10-Plus Points.....		1	1
Asst.....	3 vs. Bellarmine (11/30/25)	20-Plus Points.....		0	0
Blocks.....	2 vs. NKU (11/9/25)	30-Plus Points.....		0	0
Steals.....	2 vs. Colorado (11/12/25)	Team-High Points.....		0	0
FGM.....	5 vs. Eastern Kentucky (12/17/25)	10-Plus Rebounds.....		0	0
FGA.....	8 vs. New Hampshire (12/7/25)	Team-High Rebounds.....		1	1
3FGM.....		10-Plus Assists.....		0	0
3FGA.....		Team-High Assists.....		0	0
FT.....	3 vs. New Hampshire (12/7/25)				
FTA.....	4 vs. New Hampshire (12/7/25)				
Minutes.....	21 vs. New Hampshire (12/7/25)				

2025-26 GAME-BY-GAME														
Opponent	Min	FG-A	3PT-A	FT-A	O-D-T	PF	AST	TO	STL	BLK	PTS	AVG		
vs. UConn	7	0-0	0-0	0-0	0-3-3	2	0	2	0	1	0	0.0		
NKU	10	1-2	0-0	0-0	0-1-1	0	1	1	0	2	2	1.0		
COLORADO	12	0-0	0-0	1-2	1-5-6	2	0	1	2	1	1	1.0		
at Clemson														
MOREHEAD														
KENTUCKY	4	0-3	0-0	0-0	0-0-0	1	0	0	0	0	0	0.8		
EASTERN ILL.	15	2-6	0-0	2-3	2-1-3	1	1	2	0	0	6	1.8		
East Tenn. St.	13	2-3	0-0	1-2	1-1-2	1	0	1	0	0	5	2.3		
BELLARMINE	19	4-6	0-0	0-0	1-3-4	3	3	2	1	0	8	3.1		
SOUTH CAROLINA														
NEW HAMPSHIRE	21	3-8	0-0	3-4	1-7-8	1	0	2	0	0	9	3.9		
BALL STATE	12	1-2	0-0	0-0	1-3-4	2	0	2	0	0	2	3.7		
at North Carolina														
EKU	17	5-6	0-0	0-0	0-1-1	3	0	0	0	0	10	4.3		
vs. Tennessee														
SMU	15	2-4	0-0	0-0	2-2-4	0	0	0	1	0	4	4.3		
VIRGINIA TECH	8	0-0	0-0	0-0	0-2-2	3	0	1	0	0	0	3.9		
at Miami														
PITT														
at Notre Dame														
at NC State														
BOSTON COLLEGE														
at Stanford														
at Cal														
DUKE														
at Syracuse														
WAKE FOREST														
FLORIDA STATE														
VIRGINIA														
at Georgia Tech														
NOTRE DAME														

Freshman Year (2025-26)

- Scored a season-best 10 points in the win over EKU
- Tallied a season-best nine points and eight rebounds in 21 minutes against New Hampshire
- Had season bests with eight points and three assists in the win over Bellarmine
- Scored six points in the win over Eastern Illinois
- Missed the Clemson and Morehead State game to compete with Ukrainian National Team to qualify for the upcoming European Championships
- Tied for the team lead with a season-best six rebounds against Colorado
- Scored her first career points in the win over NKU
- Made her collegiate debut in the opener against #1 UConn

Prep and Personal

- Played for the Ukrainian Senior National Team at the 2025 FIBA Women's EuroBasket Qualifiers
- Played in all six games at the EuroBasket Qualifiers and her best performance came against Portugal where she scored 13 points and had three rebounds
- Helped Ukraine finish sixth in the 2024 U20 Women's Eurobasket Division B in Bulgaria
- During the 2024 U20 Women's Eurobasket, Putra averaged 8.5 points, 6.2 rebounds, 1.7 steals, and 1.5 assists a game
- Averaged 14.5 points and 9.2 rebounds per game during the 2023 FIBA U20 Women's European Championship Division B in Romania
- Played club basketball most recently for MBK Ruzomberok, a women's club team in Slovakia
- She has also played club with the Caledonia Gladiators in the Women's British Basketball League
- Her first club action in the professional ranks came with Cluj Napoca in Romania's Liga Nationala

YEVHENIIA PUTRA CAREER STATISTICS																				
				Field Goals		3-Point		F-Throws		Rebounds								Scoring		
SEASON	TEAM	GP-GS	MIN/AVG	FG-FGA	FG%	3FG-3FGA	3FG%	FT-FTA	FT%	OFF	DEF	TOT	AVG	PF-FO	A	TO	BLK	STL	PTS	AVG
2025-26	LOU	12-0	151/12.6	20-40	.500	0-0	.000	7-11	.636	9	29	38	3.2	19-0	5	14	4	4	47	3.9
TOTAL		12-0	151/12.6	20-40	.500	0-0	.000	7-11	.636	9	29	38	3.2	19-0	5	14	4	4	47	3.9



13 ISLA JUFFERMANS

Forward | 6-4 | Sophomore
Coffs Harbour, Australia | Centre of Excellence Australia

SEASON HIGHS		CAREER HIGHS		MISC STATS		Season	Career
Points.....		Points.....	11 vs. Morehead State (11/21/24)	Double-Doubles.....	0	0	
Reb.....		Reb.....	4 (4x), MR vs. Clemson (2/27/25)	10-Plus Points.....	0	1	
Asst.....		Asst.....	1 (5x), MR at Notre Dame (3/2/25)	20-Plus Points.....	0	0	
Blocks.....		Blocks.....	3 vs. UT Martin (11/12/24)	30-Plus Points.....	0	0	
Steals.....		Steals.....	1 vs. Grambling State (12/12/24)	Team-High Points.....	0	0	
FGM.....		FGM.....	4 vs. Morehead State (11/21/24)	10-Plus Rebounds.....	0	0	
FGA.....		FGA.....	7 vs. UCLA (11/4/24)	Team-High Rebounds.....	0	0	
3FGM.....		3FGM.....		10-Plus Assists.....	0	0	
3FGA.....		3FGA.....		Team-High Assists.....	0	0	
FT.....		FT.....	3 vs. Morehead State (11/21/24)				
FTA.....		FTA.....	4 (2x), MR vs. Grambling State (12/12/24)				
Minutes.....		Minutes.....	18 vs. Morehead State (11/21/24)				

2025-26 GAME-BY-GAME											
Opponent	Min	FG-A	3PT-A	FT-A	O-D-T	PF	AST	TO	STL	BLK	PTS AVG
vs. UConn											-DNP-
NKU											-DNP-
COLORADO											-DNP-
at Clemson											-DNP-
MOREHEAD											-DNP-
KENTUCKY											-DNP-
EASTERN ILL.											-DNP-
East Tenn. St.											-DNP-
BELLARMINE											-DNP-
SOUTH CAROLINA											-DNP-
NEW HAMPSHIRE											-DNP-
BALL STATE											-DNP-
at North Carolina											-DNP-
EKU											-DNP-
vs. Tennessee											-DNP-
SMU											-DNP-
VIRGINIA TECH											-DNP-
at Miami											
PITT											
at Notre Dame											
at NC State											
BOSTON COLLEGE											
at Stanford											
at Cal											
DUKE											
at Syracuse											
WAKE FOREST											
FLORIDA STATE											
VIRGINIA											
at Georgia Tech											
NOTRE DAME											

- Freshman Year (2024-25)**
- Played in 24 games and averaged 6.9 minutes per game in her freshman season
 - Averaged 2.3 points per game and 1.7 rebounds per game
 - Had four points and tied a season high with four rebounds in the win over Clemson
 - Tied a season high with four rebounds to go with five points against Grambling State
 - Scored a season-best 11 points on 4-for-6 shooting with four rebounds against Morehead State
 - Tallied three blocks and four rebounds in the road win over UT Martin
 - Made her first collegiate debut against #5/#6 UCLA
- Prep and Personal**
- Named MVP of the 2022 FIBA Under 18 Women's Asian Championship
 - Also named MVP at the U20 Nationals and won the gold medal
 - 2023 New South Wales Champion and MVP
 - Won Defensive Player of the Year at the U20 Australian Championship
 - At the FIBA U19 World Cup, she averaged 10.3 points and 7.1 rebounds a game
 - At the U18 Asian Championships she averaged 17 points and 11 rebounds a game
 - This most recent season in 2024, she played 16 games with the NBL One Australian League and averaged 18 points and 11 rebounds
 - Played 24 games for the NBL One League in 2023 and averaged 16.6 points, 9.5 rebounds and shot 59.4 percent from the field
 - In 2022, played 13 games in the NBL One League

ISLA JUFFERMANS CAREER STATISTICS																				
				Field Goals		3-Point		F-Throws		Rebounds									Scoring	
SEASON	TEAM	GP-GS	MIN/AVG	FG-FGA	FG%	3FG-3FGA	3FG%	FT-FTA	FT%	OFF	DEF	TOT	AVG	PF-FO	A	TO	BLK	STL	PTS	AVG
2024-25	LOU	24-0	166/6.9	21-48	.438	0-0	.000	14-20	.700	23	18	41	1.7	24-0	5	22	6	2	56	2.3
TOTAL		24-0	166/6.9	21-48	.438	0-0	.000	14-20	.700	23	18	41	1.7	24-0	5	22	6	2	56	2.3



20 PEYTON BRADLEY

Guard | 5-9 | Freshman
Brandenburg, Ky. | Meade County

SEASON HIGHS	
Points.....	8 (3x), MR vs. Ball State (12/10/25)
Reb.....	3 vs. Morehead St. (11/19/25)
Asst.....	2 (2x), MR vs. Ball State (12/10/25)
Blocks.....	
Steals	1 (3x), MR vs. New Hampshire (12/7/25)
FGM	3 (3x), MR vs. Ball State (12/10/25)
FGA	8 vs. Bellarmine (11/30/25)
3FGM.....	2 (3x), MR vs. Ball State (12/10/25)
3FGA	7 vs. Bellarmine (11/30/25)
FT	2 vs. Morehead St. (11/19/25)
FTA	2 vs. Morehead St. (11/19/25)
Minutes	15 (2x), MR vs. Bellarmine (11/30/25)

MISC STATS	Season	Career
Double-Doubles.....	0	0
10-Plus Points	0	0
20-Plus Points	0	0
30-Plus Points	0	0
Team-High Points.....	0	0
10-Plus Rebounds.....	0	0
Team-High Rebounds	0	0
10-Plus Assists.....	0	0
Team-High Assists	0	0

2025-26 GAME-BY-GAME																
Opponent	Min	FG-A	3PT-A	FT-A	O-D-T	PF	AST	TO	STL	BLK	PTS	AVG				
vs. UConn													--DNP--			
NKU	6	1-2	0-1	0-0	0-0-0	0	0	0	0	0	2	2.0				
COLORADO													--DNP--			
at Clemson	1	0-0	0-0	0-0	0-0-0	0	0	0	0	0	0	1.0				
MOREHEAD	15	0-5	0-4	2-2	0-3-3	2	1	1	1	0	2	1.3				
KENTUCKY													--DNP--			
EASTERN ILL.	11	1-5	1-3	0-0	0-2-2	1	0	1	1	0	3	1.8				
East Tenn. St.	5	0-1	0-1	0-0	0-1-1	0	0	1	0	0	0	1.4				
BELLARMINE	15	3-8	2-7	0-0	0-0-0	0	2	0	0	0	8	2.5				
SOUTH CAROLINA													--DNP--			
NEW HAMPSHIRE	12	3-4	2-3	0-0	0-2-2	1	1	1	1	0	8	3.3				
BALL STATE	10	3-5	2-3	0-0	0-0-0	2	2	1	0	0	8	3.9				
at North Carolina													--DNP--			
EKU	6	1-4	1-4	0-0	1-1-2	0	1	0	0	0	3	3.8				
vs. Tennessee													--DNP--			
SMU													--DNP--			
VIRGINIA TECH													--DNP--			
at Miami																
PITT																
at Notre Dame																
at NC State																
BOSTON COLLEGE																
at Stanford																
at Cal																
DUKE																
at Syracuse																
WAKE FOREST																
FLORIDA STATE																
VIRGINIA																
at Georgia Tech																
NOTRE DAME																

Freshman Year (2025-26)

- Scored eight points for the third-straight game to go with two assists against Ball State
 - Tied a season high with eight points and two three-pointers against New Hampshire
 - Scored eight points and had two assists in the win over Bellarmine
 - Made her collegiate debut against NKU and recorded her first collegiate points
- ### Prep and Personal
- 2025 Courier Journal First Team All-State
 - Averaged 28.2 points, 5.4 rebounds and 4.6 assists in her senior season
 - Her 28.2 points per game ranked second in the state
 - Bradley hit 114 three-pointers in her senior season, which also ranked second in the state
 - She hit 510 three-pointers in her high school career, second all-time in the state of Kentucky
 - As a freshman, helped Meade County to a Girls' Sweet 16 appearance
 - She led the state of Kentucky in her freshman season in three-point percentage

Peyton Bradley Career Statistics																				
				Field Goals		3-Point		F-Throws		Rebounds									Scoring	
Season	Team	GP-GS	Min/Avg	FG-FGA	FG%	3FG-3FGA	3FG%	FT-FTA	FT%	Off	Def	TOT	Avg	PF-FO	A	TO	BLK	STL	PTS	Avg
2025-26	LOU	9-0	80/8.9	12-34	.353	8-26	.308	2-2	1.000	1	9	10	1.1	6-0	7	5	0	3	34	3.8
TOTAL		9-0	80/8.9	12-34	.353	8-26	.308	2-2	1.000	1	9	10	1.1	6-0	7	5	0	3	34	3.8



21 REAGAN BENDER

Guard | 5-10 | Redshirt Freshman
Louisville, Ky. | Sacred Heart

SEASON HIGHS		CAREER HIGHS		MISC STATS		Season	Career
Points.....	13 vs. Morehead St. (11/19/25)	Points.....	13 vs. Morehead St. (11/19/25)	Double-Doubles.....	0	0	0
Reb.....	5 (2x), MR vs. ETSU (11/29/25)	Reb.....	5 vs. EIU (11/28/25)	10-Plus Points.....	1	1	1
Asst.....	4 vs. EIU (11/28/25)	Asst.....	4 vs. EIU (11/28/25)	20-Plus Points.....	0	0	0
Blocks.....	1 (3x), MR vs. SMU (1/1/26)	Blocks.....	1 (3x), MR vs. SMU (1/1/26)	30-Plus Points.....	0	0	0
Steals.....	5 vs. EIU (11/28/25)	Steals.....	5 vs. EIU (11/28/25)	Team-High Points.....	1	1	1
FGM.....	3 (4x), MR vs. SMU (1/1/26)	FGM.....	3 (4x), MR vs. SMU (1/1/26)	10-Plus Rebounds.....	0	0	0
FTA.....	7 vs. New Hampshire (12/7/25)	FTA.....	7 vs. New Hampshire (12/7/25)	Team-High Rebounds.....	0	0	0
3FGM.....	3 (2x), MR vs. SMU (1/1/26)	3FGM.....	3 (2x), MR vs. SMU (1/1/26)	10-Plus Assists.....	0	0	0
3FGA.....	5 vs. Bellarmine (11/30/25)	3FGA.....	5 vs. USI (11/8/24)	Team-High Assists.....	0	0	0
FT.....	4 vs. Morehead St. (11/19/25)	FT.....	4 vs. Morehead St. (11/19/25)				
FTA.....	4 vs. Morehead St. (11/19/25)	FTA.....	4 vs. Morehead St. (11/19/25)				
Minutes.....	24 (2x), MR vs. Bellarmine (11/30/25)	Minutes.....	24 vs. EIU (11/28/25)				

2025-26 GAME-BY-GAME																
Opponent	Min	FG-A	3PT-A	FT-A	O-D-T	PF	AST	TO	STL	BLK	PTS	AVG				
vs. UConn													--DNP--			
NKU	4	1-1	0-0	0-0	0-0-0	0	0	0	1	0	2	2.0				
COLORADO													--DNP--			
at Clemson													--DNP--			
MOREHEAD	21	3-4	3-4	4-4	2-1-3	1	3	1	0	0	13	7.5				
KENTUCKY													--DNP--			
EASTERN ILL.	24	3-5	1-2	1-1	2-3-5	2	4	2	5	0	8	7.7				
East Tenn. St.	18	0-2	0-2	1-2	1-4-5	3	0	1	1	0	1	6.0				
BELLARMINE*	24	2-6	1-5	0-0	2-1-3	1	3	1	0	0	5	5.8				
SOUTH CAROLINA													--DNP--			
NEW HAMPSHIRE	22	3-7	2-4	0-0	0-3-3	2	2	0	0	1	8	6.2				
BALL STATE	5	0-0	0-0	1-2	0-0-0	0	0	0	0	0	1	5.4				
at North Carolina													--DNP--			
EKU	11	1-3	0-2	1-2	1-0-1	0	2	1	0	1	3	5.1				
vs. Tennessee													--DNP--			
SMU	13	3-3	3-3	0-0	0-0-0	0	0	0	0	1	9	5.6				
VIRGINIA TECH	4	0-2	0-1	0-0	0-0-0	0	1	1	1	0	0	5.0				
at Miami																
PITT																
at Notre Dame																
at NC State																
BOSTON COLLEGE																
at Stanford																
at Cal																
DUKE																
at Syracuse																
WAKE FOREST																
FLORIDA STATE																
VIRGINIA																
at Georgia Tech																
NOTRE DAME																

- Redshirt Freshman Year (2025-26)
- Was a perfect 3-for-3 from behind the arc for nine points in the win over SMU
 - Had her first career start against Bellarmine
 - Tallied career-best five rebounds, five steals and four assists with eight points against Eastern Illinois
 - Had the best game of her career with 13 points, three rebounds and three assists in the win over Morehead State
 - Made her season debut against NKU and had two points and one steal

- Freshman Year (2024-25)
- Played in nine games and averaged 8.0 minutes per game before missing the rest of the season with injury
 - Tallied a season-best seven points against Grambling State
 - Scored her first collegiate points against Morehead State
 - Made her collegiate debut against #5/#6 UCLA

- Prep and Personal
- Local product and played high school at Sacred Heart in Louisville
 - In four seasons as a starter, Bender scored 1,818 points and grabbed 477 rebounds, hit 212 three-pointers during her career and led Sacred Heart to a 128-20 record in those four years and was a finalist for Miss Basketball in the state of Kentucky
 - Won her fourth-straight state championship after scoring 18 points in the championship game over McCracken County
 - She was named to the all-tournament team and The Courier Journal's All-Seventh Region girls basketball team following the state tournament
 - For her senior year, Bender averaged 13.4 points, 3.0 rebounds, 2.9 assists and 1.9 steals per game
 - In her junior season, Sacred Heart finished 36-3 for a second straight season and Bender averaged 15.2 points and 3.1 rebounds
 - She was a first-team All-State selection after her junior year
 - As a sophomore, Bender averaged 11.4 points and 3.2 rebounds a game, while she hit for 10.1 points and 4.2 rebounds as a freshman
 - Bender's grandfather, Bob Bender Sr., graduated from the University of Louisville in 1957 and was inducted into the University of Louisville Hall of Fame in 1992

REAGAN BENDER CAREER STATISTICS																		
				Field Goals		3-Point		F-Throws		Rebounds								
SEASON	TEAM	GP-GS	MIN/AVG	FG-FGA	FG%	3FG-3FGA	3FG%	FT-FTA	FT%	OFF	DEF	TOT	AVG	PF-FO	A	TO	BLK	STL
2024-25	LOU	9-0	72/8.0	4-15	.267	4-13	.308	1-3	.333	1	3	4	0.4	6-0	2	5	0	3
2025-26	LOU	10-1	146/14.6	16-33	.485	10-23	.435	8-11	.727	8	12	20	2.0	9-0	15	7	3	8
TOTAL		19-1	219/11.5	20-48	.417	14-36	.389	9-14	.643	9	15	24	1.3	15-0	17	12	3	11



22 TAJIANNA ROBERTS

Guard | 5-10 | Sophomore
San Diego, Calif. | IMG Academy (FL)

SEASON HIGHS		CAREER HIGHS		MISC STATS		Season	Career
Points.....	23 vs. NKU (11/9/25)	Points.....	23 (2x), MR vs. NKU (11/9/25)	Double-Doubles.....	0	2	
Reb.....	5 (4x), MR vs. Virginia Tech (1/4/26)	Reb.....	10 (2x), MR vs. Clemson (3/6/25)	10-Plus Points.....	13	38	
Asst.....	5 (3x), MR vs. SMU (1/1/26)	Asst.....	5 (5x), MR vs. SMU (1/1/26)	20-Plus Points.....	3	7	
Blocks.....		Blocks.....	1 (2x), MR vs. USF (11/24/24)	30-Plus Points.....	0	0	
Steals.....	4 (2x), MR at North Carolina (12/14/25)	Steals.....	4 (5x), MR at North Carolina (12/14/25)	Team-High Points.....	9	21	
FGM.....	10 (2x), MR vs. Kentucky (11/22/25)	FGM.....	10 (3x), MR vs. Kentucky (11/22/25)	10-Plus Rebounds.....	0	2	
FGA.....	18 (3x), MR vs. Tennessee (12/20/25)	FGA.....	19 vs. UCLA (11/4/24)	Team-High Rebounds.....	0	1	
3FGM.....	4 vs. South Carolina (12/4/25)	3FGM.....	5 at Pitt (1/9/25)	10-Plus Assists.....	0	0	
3FGA.....	8 (3x), MR at North Carolina (12/14/25)	3FGA.....	10 vs. UCLA (11/4/24)	Team-High Assists.....	5	15	
FT.....	3 (3x), MR vs. SMU (1/1/26)	FT.....	8 vs. Clemson (3/6/25)				
FTA.....	5 vs. Eastern Kentucky (12/17/25)	FTA.....	10 vs. Clemson (3/6/25)				
Minutes.....	43 at North Carolina (12/14/25)	Minutes.....	43 at North Carolina (12/14/25)				

2025-26 GAME-BY-GAME																
Opponent	Min	FG-A	3PT-A	FT-A	O-D-T	PF	AST	TO	STL	BLK	PTS	AVG				
vs. UConn*	35	2-12	1-6	1-2	0-0-0	2	2	0	0	0	6	6.0				
NKU*	34	10-16	3-4	0-0	0-2-2	1	1	2	1	0	23	14.5				
COLORADO*	36	6-15	2-8	2-2	1-1-2	0	3	1	0	0	16	15.0				
at Clemson*	37	4-16	2-6	2-2	0-1-1	0	4	2	2	0	12	14.3				
MOREHEAD*	27	5-11	1-2	2-2	1-1-2	1	3	0	2	0	13	14.0				
KENTUCKY*	39	10-18	2-5	0-0	0-1-1	1	2	2	1	0	22	15.3				
EASTERN ILL.*	18	5-8	3-5	0-2	2-3-5	3	2	0	0	0	13	15.0				
East Tenn. St.*	25	0-3	0-1	3-3	1-2-3	1	4	2	0	0	3	13.5				
BELLARMINE*	15	5-9	2-6	0-0	2-0-2	0	1	1	0	0	12	13.3				
SOUTH CAROLINA*	32	8-18	4-8	0-0	1-3-4	2	3	2	0	0	20	14.0				
NEW HAMPSHIRE*	13	6-10	2-4	1-2	0-0-0	0	5	0	4	0	15	14.1				
BALL STATE*	16	2-10	0-4	0-0	2-0-2	1	1	2	1	0	4	13.3				
at North Carolina*	43	4-15	2-8	1-1	0-1-1	2	4	2	4	0	11	13.1				
EKU*	22	4-10	1-1	3-5	0-5-5	1	2	5	0	0	12	13.0				
vs. Tennessee*	34	8-18	2-6	0-0	3-2-5	0	5	2	3	0	18	13.3				
SMU*	23	5-8	2-4	3-3	1-1-2	0	5	3	2	0	15	13.4				
VIRGINIA TECH*	31	3-12	3-4	0-0	2-3-5	0	3	3	1	0	9	13.2				
at Miami																
PITT																
at Notre Dame																
at NC State																
BOSTON COLLEGE																
at Stanford																
at Cal																
DUKE																
at Syracuse																
WAKE FOREST																
FLORIDA STATE																
VIRGINIA																
at Georgia Tech																
NOTRE DAME																

- Sophomore Year (2025-26)**
- Led the team with 15 points and five assists in the win over SMU
 - Scored a team-high 18 points, tied a career high with five assists and tied a season high with five rebounds to go with three steals in the win over #17/#18 Tennessee
 - Had team-best 12 points and tied a season high with five rebounds in the win over EKU
 - Scored 11 points and tied a career high with four steals and had team-best four assists in the road win over #12/#11 North Carolina
 - Had a team-best 15 points and tied career highs with five assists and four steals against New Hampshire
 - Led the team with 20 points and was 4-for-8 from behind the arc against #3 South Carolina
 - Had a team-best 13 points on 5-for-8 shooting and a season-best five rebounds in 18 minutes against Eastern Illinois
 - Led the team with 22 points against #20/#18 Kentucky
 - Tied for the team lead with 13 points in the win over Morehead State
 - Led the team with four assists and had 12 points in the road win over Clemson
 - Scored 16 points and tied for the team lead with three assists against Colorado
 - Tied a career high with 23 points on 10-for-16 shooting in the win over NKU
 - 2026 USBWA Ann Meyers Drysdale Award Watch List
 - 2025-26 Naismith Trophy Women's Player of the Year Watch List
 - 2025-26 Preseason All-ACC
 - 2026 Ann Meyers Drysdale Award Watch List
- Freshman Year (2024-25)**
- Played and started all 33 games and averaged a team best 31.8 minutes per game in her freshman season
 - Was second on the team with 12.8 points per game, led the team with 1.7 steals per game and averaged 3.4 rebounds and 2.3 assists per game
 - Led the team with 16 points on 7-for-18 shooting in the NCAA first round win over No. 10 Nebraska
 - Tallied her second double-double with 16 points, tied a career high with 10 rebounds and led the team with three assists in the win over Clemson in the ACC Tournament
 - ACC All-Freshman Team, Second Team All-ACC
 - Led the team with 19 points and tied a season high with a team-best five assists in the win over Clemson
 - Tallied 11 points, five rebounds and led the team with four assists against #9/#10 North Carolina
 - Scored 11 points and was 6-for-6 from the free throw line in the win over #11 Duke
 - ACC Rookie of the Week (2/17)
 - Tallied her first career double-double with 17 points and a career-best 10 rebounds in the road win over #23/#21 Florida State
 - Scored a team-high 21 points and four assists to go with four rebounds and two steals in the win over Stanford
 - ACC Rookie of the Week (2/3)
 - Had a team-best 17 points and hit four three-pointers against #3 Notre Dame
 - Led the team with 22 points and set a career high with five assists to go with four steals and four rebounds in the road win over SMU
 - Set a career high with nine rebounds, tied a career high with four assists to go with 11 points and three steals in the road win over Virginia
 - Scored in double figures with a team-best 13 points and tied a season high with four assists in the win over Syracuse
 - ACC Rookie of the Week (1/14)
 - Led the team with 16 points and had three rebounds in the win over #13 Georgia Tech
 - Scored a team-high 17 points and set a season high with five three pointers in the road win over Pitt
 - Recorded 17 points on 6-for-13 shooting and 3-for-6 from behind the arc to go with three assists, two rebounds and a steal in the road win over Wake Forest
 - Scored 14 points and tied a season high with four rebounds and four assists in the win over Miami
 - Tallied 13 points and tied a career high with four assists, three rebounds and two steals in the win over Boston College
 - Scored a season-best 23 points on 10-for-17 shooting with three steals and two assists in the win over Memphis
 - Tied a season-high with four assists and four steals to go with 10 points against Grambling State
 - Had a team-best three assists against #2 UConn
 - Scored 13 points, led the team with three assists and had two steals against #11 Oklahoma
 - ACC Rookie of the Week (12/2)
 - Tallied 13 points and had a season-best four steals to go with two rebounds and two assists in the road win over Colorado.
 - Scored in double figures for the fifth-straight game with 11 points and was 3-for-5 from three against Morehead State
 - Tallied 12 points and tied a season best with four rebounds and two steals against #20 Kentucky
 - Scored 13 points on 6-for-8 shooting in the win over UT Martin
 - ACC Rookie of the Week (11/11)
 - Led the team with four assists to go with 11 points and four rebounds against Southern Indiana
 - Earned a start in her first collegiate game and had a game-high 21 points, made four three-pointers and did not commit a turnover against #5/#6 UCLA
 - She is the first Louisville freshman to score 20+ points in her debut since the 2020 season
- Prep and Personal**
- 2024 Naismith Trophy Honorable Mention All-American
 - Participated and advanced to the finals of the 2024 State Farm 3-point shootout in Phoenix
 - She played in the Jordan Brand Classic with fellow incoming recruits Mackenly Randolph and Izela Arenas
 - Guided IMG to the Chipotle National Finals in her senior season
 - In the September of 2023, she guided Team South to a championship at the 2023 Nike World Basketball Festival
 - In her junior season, she led La Jolla to their third CIF title in four years and earned a top five national ranking by Max Preps
 - She averaged 14 points, 4.6 rebounds, and 3.6 assists a game in her junior season with La Jolla
 - A five-star prospect and ranked No. 24 overall by ESPNW Hoop Guriz
 - She chose the Cardinals over Kentucky, Duke, California, and Virginia Tech

TAJIANNA ROBERTS CAREER STATISTICS

				Field Goals		3-Point		F-Throws		Rebounds									Scoring	
SEASON	TEAM	GP-GS	MIN/AVG	FG-FGA	FG%	3FG-3FGA	3FG%	FT-FTA	FT%	OFF	DEF	TOT	AVG	PF-FO	A	TO	BLK	STL	PTS	AVG
2024-25	LOU	33-33	1051/31.8	157-410	.383	53-171	.310	57-82	.695	33	78	111	3.4	49-0	77	64	3	57	424	12.8
2025-26	LOU	17-17	477/28.1	87-209	.416	32-82	.390	18-24	.750	16	26	42	2.5	15-0	50	29	0	21	224	13.2
TOTAL		50-50	1528/30.6	244-619	.394	85-253	.336	75-106	.708	49	104	153	3.1	64-0	127	93	3	78	648	13.0



23 SKYLAR JONES

Guard/Forward | 6-0 | Junior
Chicago, Ill. | Arizona

SEASON HIGHS				CAREER HIGHS				MISC STATS				Season	Career*
Points.....	21	vs. Colorado	(11/12/25)	Points.....	30,	vs. TCU	(2/16/25)*	Double-Doubles.....	0	0			
Reb.....	7 (2x),	MR vs. Ball State	(12/10/25)	Reb.....	9,	vs. Northern Arizona	(3/20/25)*	10-Plus Points.....	8	37			
Asst.....	5	vs. Virginia Tech	(1/4/26)	Asst.....	5 (3x),	MR vs. Virginia Tech	(1/4/26)	20-Plus Points.....	2	5			
Blocks.....	1	vs. Bellarmine	(11/30/25)	Blocks.....	1 (12x),	MR vs. Bellarmine	(11/30/25)	30-Plus Points.....	0	1			
Steals.....	5 (2x),	MR vs. SMU	(1/1/26)	Steals.....	5 (3x),	MR vs. SMU	(1/1/26)	Team-High Points.....	3	13			
FGM.....	8	vs. Colorado	(11/12/25)	FGM.....	9 (2x),	MR vs. Northern Arizona	(3/20/25)*	10-Plus Rebounds.....	0	0			
FGA.....	15	vs. Colorado	(11/12/25)	FGA.....	17,	vs. Northern Arizona	(3/20/25)*	Team-High Rebounds.....	1	4			
3FGM.....	3	vs. Ball State	(12/10/25)	3FGM.....	4,	vs. TCU	(2/16/25)*	10-Plus Assists.....	0	0			
3FGA.....	6	vs. Ball State	(12/10/25)	3FGA.....	6	vs. Ball State	(12/10/25)	Team-High Assists.....	2	10			
FT.....	4 (3x),	MR at North Carolina	(12/14/25)	FT.....	8 (4x),	MR at Houston	(2/22/25)*						
FTA.....	5	vs. Colorado	(11/12/25)	FTA.....	10,	vs. Syracuse	(3/23/24)*						
Minutes.....	33	vs. Colorado	(11/12/25)	Min.....	49,	vs. USC	(2/29/24)*						

2025-26 GAME-BY-GAME																			
Opponent	Min	FG-A	3PT-A	FT-A	O-D-T	PF	AST	TO	STL	BLK	PTS	AVG							
vs. UConn	24	4-7	2-3	3-4	0-3-3	4	1	1	1	0	13	13.0							
NKU	20	3-7	0-2	1-3	0-1-1	3	1	1	2	0	7	10.0							
COLORADO	33	8-15	1-3	4-5	2-2-4	4	1	2	5	0	21	13.7							
at Clemson*	11	0-1	0-0	0-0	0-0-0	2	0	2	0	0	0	10.3							
MOREHEAD	17	0-4	0-1	2-2	0-3-3	2	2	2	2	0	2	8.6							
KENTUCKY	15	1-5	0-1	2-2	0-3-3	1	1	1	1	0	4	7.8							
EASTERN ILL.	16	1-4	0-1	3-4	0-3-3	1	2	1	2	0	5	7.4							
East Tenn. St.	15	3-10	2-4	1-2	3-3-6	3	0	1	3	0	9	7.6							
BELLARMINE	13	4-6	1-3	0-0	1-3-4	2	1	1	3	1	9	7.8							
SOUTH CAROLINA	19	5-9	1-2	1-4	1-1-2	3	0	0	1	0	12	8.2							
NEW HAMPSHIRE	19	5-9	1-4	4-4	2-5-7	2	3	2	1	0	15	8.8							
BALL STATE	18	7-12	3-6	3-4	2-5-7	2	3	1	3	0	20	9.8							
at North Carolina	24	2-7	0-3	4-4	0-6-6	1	0	2	3	0	8	9.6							
EKU	20	4-10	0-2	2-4	4-2-6	2	1	2	2	0	10	9.6							
vs. Tennessee	21	5-10	0-0	0-1	0-4-4	0	2	4	2	0	10	9.7							
SMU	21	4-9	0-1	2-2	0-2-2	0	0	1	5	0	10	9.7							
VIRGINIA TECH	13	2-7	1-3	1-1	0-1-1	1	5	3	1	0	6	9.5							
at Miami																			
PITT																			
at Notre Dame																			
at NC State																			
BOSTON COLLEGE																			
at Stanford																			
at Cal																			
DUKE																			
at Syracuse																			
WAKE FOREST																			
FLORIDA STATE																			
VIRGINIA																			
at Georgia Tech																			
NOTRE DAME																			

Louisville - Junior Year (2025-26)

- Tied a career high with a team-best five assists in the win over Virginia Tech
- Tallied 10 points and tied a career high with five steals in the win over SMU
- Scored 10 points with four rebounds, two assists and two steals in the win over #17/#18 Tennessee
- Recorded six rebounds or more for the fourth-straight game with six to go with 10 points and two steals against ECU
- Scored a team-high 20 points and led the team with three assists to go with seven rebounds and three steals against Ball State
- Had a team-best 15 points and set a season-best seven rebounds and three assists against New Hampshire
- Tallied 12 points on 5-for-9 shooting against #3 South Carolina
- Tallied three steals, nine points and four rebounds against Bellarmine
- Had a team and season-best six rebounds to go with nine points and three steals against ETSU
- Led the team with 21 points and tied a career high with five steals against Colorado
- Scored 13 points and brought in three rebounds in her Louisville debut against #1 UConn

Arizona - Sophomore Year (2024-25)

- Appeared in 32 games and started 25 (including the first 14 games and the last nine)
- Averaged 10.7 points, three rebounds, 1.8 assists and 1.6 steals per game
- Led the team with 52 steals
- Dropped a career-best 30 points against AP Top-10 ranked TCU in McKale to become which marked the most scored by an Arizona player in a single game since 2023
- Scored in double-figures in 18 games and had a perfect game at UCF with a team-high 17 points (5-of-5 from the field, 2-of-2 from three-point range, and 5-of-5 from the foul line)
- Perfect from the foul line in eight games
- Nearly had a double-double with a team-high 21 points and nine rebounds in the first round of the WBIT against NAU
- Played over 30 minutes in 10 games including a season-high 36:04 minutes played at Houston where she put 16 points
- Shot the highest percentage on the team from three-point range in conference play at 41.9% (13-of-31)
- Led Arizona in steals for a team-high ten games
- Scored 15+ points in nine games

Arizona - Freshman Year (2023-24)

- Pac-12 All-Freshman Honorable Mention
- Made appearances in 32 games and started each of the last 15 games of the season
- Averaged 7.2 points and 2.3 rebounds per game
- Dropped a career-best 24 points in the NCAA Tournament First Round against Syracuse
- Shot 62.5% (5 of 8) against USC for 19 points
- Was perfect from the field in three games, going 3-for-3 against South Dakota and Colorado and going 2-for-2 against California
- Nearly had a double-double against Washington State with 12 points and eight rebounds
- Played 49 minutes in the double-overtime matchup with USC
- Shot 51.1% from the field in conference games, the best in-conference field goal percentage on the team
- Scored 13+ points in five games
- Led Arizona in steals in three games this season

Miami - Sophomore Year (2022-23)

- Started all 35 games played
- Averaged 6.5 points, 3.1 rebounds, 2.7 assists and 1.2 steals per game
- Led the Hurricanes in total assists with 93
- Reached double-figure points on eight occasions as a sophomore
- Poured in a career-high 28 points on 10 made field goals against Columbia (11/27)
- Recorded multiple steals in 11 games, including a season-high five against UMES (11/7)

Prep and Personal

- 4-star recruit and was the 96th-ranked recruit by ESPN HoopGurlz in the class of 2023
- Averaged 16.9 points and 4.9 rebounds as a junior
- Garnered 4A IBCA First Team All-State and AP All-State Second Team honors

SKYLAR JONES CAREER STATISTICS

				Field Goals		3-Point		F-Throws		Rebounds											Scoring	
SEASON	TEAM	GP-GS	MIN/AVG	FG-FGA	FG%	3FG-3FGA	3FG%	FT-FTA	FT%	OFF	DEF	TOT	AVG	PF-FO	A	TO	BLK	STL			PTS	AVG
2023-24	UA	32-15	783/24.5	82-174	.471	15-50	.300	51-69	.739	15	58	73	2.3	73-1	43	45	6	42			230	7.2
2024-25	UA	32-25	799/25.0	125-254	.492	20-57	.351	71-93	.763	27	69	96	3.0	94-0	57	73	5	52			341	10.7
2025-26	LOU	17-1	317/18.7	58-132	.439	12-39	.308	33-46	.717	15	47	62	3.6	33-0	23	27	1	37			161	9.5
TOTAL FOR LOU		17-1	317/18.7	58-132	.439	12-39	.308	33-46	.717	15	47	62	3.6	33-0	23	27	1	37			161	9.5
TOTAL		81-41	1899/23.4	265-560	.473	47-146	.322	155-208	.745	57	174	231	2.9	200-1	123	145	12	131			732	9.0



24 GRACE MBUGUA

Forward | 6-4 | Freshman
Danville, Ky. | Danville Christian

SEASON HIGHS		Season	Career
Points.....	5 vs. Virginia Tech (1/4/26)	0	0
Reb.....	10 vs. Eastern Kentucky (12/17/25)	0	0
Asst.....		0	0
Blocks.....	2 vs. Eastern Kentucky (12/17/25)	0	0
Steals.....	1 (2x), MR vs. SMU (1/1/26)	0	0
FGM.....	2 (2x), MR vs. Virginia Tech (1/4/26)	0	0
FGA.....	9 vs. Eastern Kentucky (12/17/25)	0	0
3FGM.....	1 vs. Virginia Tech (1/4/26)	0	0
3FGA.....	2 (2x), MR vs. SMU (1/1/26)	0	0
FT.....	1 vs. Eastern Kentucky (12/17/25)	0	0
FTA.....	2 vs. Eastern Kentucky (12/17/25)	0	0
Minutes.....	13 vs. SMU (1/1/26)	0	0

MISC STATS		Season	Career
Double-Doubles.....		0	0
10-Plus Points.....		0	0
20-Plus Points.....		0	0
30-Plus Points.....		0	0
Team-High Points.....		0	0
10-Plus Rebounds.....		1	1
Team-High Rebounds.....		1	1
10-Plus Assists.....		0	0
Team-High Assists.....		0	0

2025-26 GAME-BY-GAME																
Opponent	Min	FG-A	3PT-A	FT-A	O-D-T	PF	AST	TO	STL	BLK	PTS	AVG				
vs. UConn																
NKU																
COLORADO																
at Clemson																
MOREHEAD																
KENTUCKY																
EASTERN ILL.																
East Tenn. St.																
BELLARMINE																
SOUTH CAROLINA																
NEW HAMPSHIRE																
BALL STATE																
at North Carolina																
EKU	11	1-9	0-2	1-2	4-6-10	3	0	2	1	2	3	3.0				
vs. Tennessee																
SMU	13	2-6	0-2	0-0	0-4-4	1	1	0	1	1	4	3.5				
VIRGINIA TECH	7	2-3	1-1	0-0	0-2-2	0	0	1	0	0	5	4.0				
at Miami																
PITT																
at Notre Dame																
at NC State																
BOSTON COLLEGE																
at Stanford																
at Cal																
DUKE																
at Syracuse																
WAKE FOREST																
FLORIDA STATE																
VIRGINIA																
at Georgia Tech																
NOTRE DAME																

- Freshman Year (2025-26)**
- Made her collegiate debut and led the team with 10 rebounds with three points, two blocks and a steal in the win over EKU
- Prep and Personal**
- 2025 McDonald's All-American Nominee
 - 2025 Miss Kentucky Basketball finalist
 - 2025 Courier Journal First Team All-State
 - 2025 KABC 12th Region Player of the Year
 - Averaged 22.3 points, 12.7 rebounds (No. 10 in the state) and three blocks and shot 54.7% from the field in her senior season after returning from injury in January
 - Scored 32 points and tallied 15 rebounds to lead Danville to the Sweet 16 state semifinals and second-straight 12th Region championship
 - 2024 Courier Journal First Team All-State
 - In her junior season, she averaged 25.7 points, which ranked fifth in the state, 15.4 rebounds a game, which ranked second in the state, along with 6.6 blocks per game
 - She guided Danville Christian to a 29-3 overall record and claimed the 12th Region championship
 - In the state tournament in 2023-24, she tallied 34 points, 14 rebounds and four blocks.
 - Four-star prospect according to 247Sports.com
 - She ranked 81st overall nationally, 18th-ranked power forward nationally and is the third-ranked player out of the state of Kentucky.
 - Chose the Cardinals over Kentucky, Baylor, Duke, Florida, LSU, NC State and West Virginia

GRACE MBUGUA CAREER STATISTICS																				
				Field Goals		3-Point		F-Throws		Rebounds									Scoring	
SEASON	TEAM	GP-GS	MIN/AVG	FG-FGA	FG%	3FG-3FGA	3FG%	FT-FTA	FT%	OFF	DEF	TOT	AVG	PF-FO	A	TO	BLK	STL	PTS	AVG
2025-26	LOU	3-0	32/10.7	5-18	.278	1-5	.200	1-2	.500	4	12	16	5.3	4-0	1	3	3	2	12	4.0
TOTAL		3-0	32/10.7	5-18	.278	1-5	.200	1-2	.500	4	12	16	5.3	4-0	1	3	3	2	12	4.0

2025-26 BOX SCORES



Official Basketball Box Score - Final
UConn at Louisville
11/04/25 Alumni Hall, Annapolis, Md.
2025-26 Women's Basketball

Game Time: 5:30 PM
Game Duration: 1:48
Attendance: 3,140

Officials: Tara Cruise, Sal Estro, Meadow Overstreet

UConn - 79		Record: 1-0													
NO. Name	Min	FG M-A	3P M-A	FT M-A	Rebounds FR DR TOT	Fouls PF DF	TP	AS	TO	ST	Blocks BS BA	+/-	Shooting By Period		
21 Sarah Strong	F 37:59	9-17	0-3	3-4	1 8 9	2 5	21	5	1	2	2	0	14	1 st FG% 11-20 55.0%	
22 Serah Williams	F 21:10	2-6	0-0	0-0	6 2 8	2 2	4	4	2	0	0	1	13	3PT% 3-8 37.5%	
2 KK Arnold	G 29:30	6-10	1-3	0-0	0 7 7	1 1	13	2	1	3	0	0	8	FT% 0-1 0%	
12 Ashlynn Shade	G 28:19	2-10	1-7	0-0	1 6 7	1 0	5	1	0	1	0	0	9	2 nd FG% 8-19 42.1%	
35 Azzi Fudd	G 38:03	9-20	2-8	0-0	1 1 2	3 0	20	3	2	1	0	0	20	3PT% 0-5 0.0%	
8 Jana El Alfy	07:35	1-2	0-0	1-1	4 2 4	2 0	1	0	0	1	0	0	-3	FT% 3-3 100%	
9 Kayleigh Heckel	22:56	6-12	0-4	2-3	0 2 2	3 2	14	2	0	1	0	0	-7	3 rd FG% 7-22 31.8%	
25 Ice Brady	08:50	0-0	0-0	0-0	0 4 4	2 0	0	0	0	0	0	0	2	3PT% 1-10 10.0%	
11 Allie Ziebell	05:38	0-1	0-1	0-0	0 1 1	0 0	0	0	0	0	0	0	0	FT% 2-3 66.7%	
Team					3 0 3	0 0	0	1						4 th FG% 9-17 52.9%	
Totals		35-78	4-26	5-8	15 32 47	16 14	79	17	8	2	1	13		3PT% 0-3 0.0%	
Major Fouls: NONE														GM FG% 35-78 44.9%	
														3PT% 4-26 15.4%	
														FT% 5-8 62.5%	
														Dead Ball Rebounds: 0, 0	

Louisville - 66		Record: 0-1												
NO. Name		Min	FG M-A	3P M-A	FT M-A	Rebounds OR DR TOT	Fouls PF FO	TP	AS	TO	ST	Blocks BS BA	+/-	
0 Laura Ziegler	F	32:23	5-15	4-8	2-2	7 11 18	0 4	16	2	2	1	0	1 -6	
4 Mackenly Randolph	F	23:08	1-5	0-0	0-0	4 1 5	1 1	2	2	0	1	0	0 -11	
11 Elif Istanbuluoglu	F	30:04	2-9	0-2	3-3	0 4 4	4 3	7	0	3	0	0	0 -16	
2 Imari Berry	G	25:06	6-12	1-5	0-1	1 1 1	1 1	13	1	2	0	0	1 -10	
22 Tajanna Roberts	G	34:34	2-12	1-6	1-2	0 0 0	2 2	6	2	0	0	0	0 -23	
1 Reyna Scott		24:29	2-4	0-0	5-5	1 3 4	0 3	9	3	2	0	0	0 3	
23 Skylar Jones		23:36	4-7	2-3	3-4	0 3 3	4 2	13	1	1	1	0	0 -3	
12 Yevhenia Putra		06:40	0-0	0-0	0-0	0 3 3	2 0	0	0	2	0	1	0 1	
Team						0 5 5	0 0	0						
Totals			22-64	8-24	14-17	12 31 43	14 16	66	11	12	3	1	2 -13	
Major Fouls: NONE														
Shooting By Period														
1 st FG%	3-18	16.7%												
3PT%	1-6	16.7%												
FT%	2-3	66.7%												
2 nd FG%	6-16	37.5%												
3PT%	1-7	14.3%												
FT%	1-3	33.3%												
3 rd FG%	4-15	26.7%												
3PT%	1-4	25.0%												
FT%	8-10	100%												
4 th FG%	9-15	60.0%												
3PT%	5-7	71.4%												
FT%	3-3	100%												
GM FG%	22-64	34.4%												
3PT%	8-24	33.3%												
FT%	14-17	82.4%												
Dead Ball Rebounds: 1, 0														

CONN		LOU	
Biggest lead	28 (3 rd 6:35)	0 (1 st 10:00)	
Best Scoring Run	8 (1 st 7:33)	10 (4 th 2:22)	
Lead Changes	0		
Times Tied	0		
Time with Lead	39:05	00:00	
Points from		CONN	
Turnovers	16	13	
Paint	50	18	
Second Chance	10	9	
Fast Breaks	15	10	
Bench	16	22	
Period by Period Scoring		CONN	
1st 2nd 3rd 4th TOT		25 19 17 18 79	
LOU		LOU	
1st 2nd 3rd 4th TOT		9 14 17 26 66	



Official Basketball Box Score - Final
Northern Ky. at Louisville
11/09/25 KFC Yum! Center, Louisville, KY
2025-26 Women's Basketball

Game Time: 2:00 PM
Game Duration: 1:48
Attendance: 7,182

Officials: Ashley Gross, Tasha Smith, Bobby Ray

Northern Ky. - 61		Record: 0-2																
NO. Name	Min	FG		3P		FT		Rebounds		Fouls		TP	AS	TO	ST	Blocks		+/-
		M-A	P-A	M-A	P-A	OR	DR	OR	DR	FF	FD					BS	BA	
14 Abby Wolterman	F 25:34	2-4	0-0	0-0	0-0	1	1	2	0	1	4	1	0	1	0	1	0	-27
30 Maddie Moody	F 22:32	4-7	2-3	1-1	1	2	3	4	1	11	1	1	0	1	0	1	0	-5
1 Kamora Morgan	G 30:19	5-13	1-6	2-2	1	1	3	1	1	13	3	1	0	1	0	1	0	-15
4 Taysha Rushton	G 24:32	2-8	2-7	0-0	2	4	6	3	2	6	3	6	0	0	0	0	0	-18
5 Mya Meredith	G 27:55	5-9	2-4	0-2	1	2	3	3	4	12	1	5	0	0	0	0	0	-18
9 Mia Jordan	12:02	1-3	1-2	0-0	0	5	5	3	1	3	0	0	0	0	0	0	0	-11
20 Karina Bystry	14:59	0-5	0-3	0-2	0	1	1	0	3	0	0	0	0	1	0	0	0	-21
32 Jamaya Thomas	11:00	0-2	0-0	0	1	1	2	2	1	0	2	1	2	0	1	1	0	-14
2 Kylee Hunt	07:11	0-3	0-3	0-0	0	0	0	0	1	0	1	2	0	0	0	0	0	-5
7 Alma Rashelbach	05:43	1-1	0-0	0	1	3	4	0	0	2	1	0	0	0	0	0	0	3
12 Anna Hamilton	05:36	0-1	0-0	0	1	1	0	0	0	1	0	1	0	0	0	0	0	-8
0 Sam Lindhorst	02:41	1-1	0-0	0	1	0	1	1	0	2	0	0	0	0	0	0	0	3
22 Noelle Hubert	03:38	1-1	1-1	0-0	0	0	0	0	1	0	3	0	1	0	0	0	0	-1
15 Caroline Eaglin	03:09	0-0	0-0	0-0	0	0	0	0	0	0	0	0	0	0	0	0	0	-1
33 Gabby Razzano	03:09	2-3	1-1	0-0	0	0	0	0	0	0	5	1	0	0	0	0	1	1
Team					2	0	2	0	0	0	0	0						
Totals		24-62	10-30	3-7	13	20	33	19	16	61	15	18	4	2	2	2	-28	
Major Fouls: NONE																		
Shooting By Period																		
1 st FG%		3-13		23.1%														
3PT%		1-6		16.7%														
FT%		2-3		66.7%														
2 nd FG%		6-13		46.2%														
3PT%		2-5		40.0%														
FT%		1-3		33.3%														
3 rd FG%		6-18		33.3%														
3PT%		2-11		18.2%														
FT%		2-4		50%														
4 th FG%		9-15		60.0%														
3PT%		3-10		30.0%														
FT%		0-0		0%														
GM FG%		24-62		38.7%														
3PT%		10-30		33.3%														
FT%		13-17		76.5%														
Dead Ball Rebounds: 2, 0																		

Louisville - 89		Record: 1-1	
NO. Name	Min	FG	3P</

2025-26 BOX SCORES



Official Basketball Box Score - Final
Morehead St. at Louisville
11/19/25 KFC Yum! Center, Louisville, KY
2025-26 Women's Basketball

Game Time: 8:01 PM
Game Duration: 1:52
Attendance: 6,020

Officials: Sali Alexis, Alexis Perez, Agnieszka Carr

Morehead St. - 49		Record: 1-3												
NO. Name	Min	FG M-A	3P M-A	FT M-A	Rebounds OR DR TOT	Fouls PF FD	TP	AS	TO	ST	Blocks BS BA	+/-	<div>Shooting By Period</div> <div>1st FG 3PT 4th 28.6% 3PT% 2.8 25.0 2nd FG 3PT 4th 28.6% 3PT% 2.5 36.4% FT% 2.4 50.0% 3rd FG 3PT 4th 28.6% 3PT% 2.7 28.6% FT% 3.9 33.3% 4th FG 3PT 4th 28.6% 3PT% 1.7 14.3% FT% 1.2 50.0% GM FG 3PT 4th 28.6% 3PT% 2.7 25.0% FT% 1.7 35.3%</div>	
20 Kate Dike	F 26:40	3-8	1-4	1-4	0 2 2 4	3 3 8	1	2	0	0	0	-32		
33 Violet McNease	F 30:27	4-12	4-10	0-0	0 7 7 1	1 12 2	3	1	0	0	0	-39		
3 Anja Ekstrom	G 28:08	1-2	1-2	0-0	0 2 2 1	0 3 3	1	0	0	0	0	-23		
11 Laura Toffali	G 21:13	2-6	0-2	1-3	1 0 1 4	3 5 1	2	2	0	0	0	-27		
30 Marie Sepp	G 33:45	3-11	0-4	4-8	2 1 3 3	6 10 5	1	5	1	0	0	-48		
1 Millie Pearson	07:04	0-0	0-0	0-0	0 0 0 1	0 0 0	0	0	0	0	0	-20		
2 Josefina Enander	18:57	2-5	0-2	0-0	0 1 1 0	1 4 0	3	1	0	0	0	-18		
5 Landon Forbes	12:23	2-4	1-2	0-0	0 2 2 1	0 5 2	1	0	0	0	0	-15		
9 Irene Fernandez Pavesio	09:08	1-1	0-0	0-0	1 0 1 1	0 2 1	0	1	0	0	0	-6		
15 Minna Ersdala	09:09	0-1	0-1	0-2	0 1 0 1	0 0 0	0	0	0	0	0	-4		
55 Circe Rubio Remolar	03:06	0-1	0-0	0-0	2 0 2 0	0 0 0	0	0	0	0	0	-3		
Team					1 1 2 0	0 1 0								
Totals		18-51	7-27	6-17	8 16 24	16 16 49	12	18	6	0	0	-47		
Major Fouls: Pearson (F1) 1 3 0 39														
Dead Ball Rebounds: 6														

Shooting By Period	
1st FG%	4-14 28.6%
3PT%	2-8 25.0%
FT%	0-2 0%
2nd FG%	4-11 36.4%
3PT%	2-5 40.0%
FT%	2-4 50%
3rd FG%	6-12 50.0%
3PT%	2-7 28.6%
FT%	3-9 33.3%
4th FG%	4-14 28.6%
3PT%	1-7 14.3%
FT%	1-2 50%
GM FG%	18-51 35.3%
3PT%	7-27 25.9%
FT%	6-17 35.3%

Dead Ball Rebounds: 6, 0



Official Basketball Box Score - Final
Kentucky at Louisville
11/22/25 KFC Yum! Center, Louisville, KY
2025-26 Women's Basketball

Game Time: 2:06 PM
Game Duration: 1:39
Attendance: 10,442

Officials: Rukeni Spunko, Gra Cross, Jeff Wooten

Kentucky - 72		Record: 7-0																
NO.	Name	Min	FG M-A	3P M-A	FT M-A	OR	DR	TOT	Fouls PF	FD	TP	AS	TO	ST	Blocks BS BA	+/-		
0	Jordan Obi	F 33:39	5-7	0-2	0-0	1	4	5	3	0	10	0	4	0	0	2	1st FG% 8-14 57.1%	
7	Teonni Key	F 32:19	8-13	0-1	1-1	2	6	8	1	2	17	1	3	1	4	1	3PT% 1-2 50.0%	
32	Amelia Hassett	F 36:07	2-8	2-8	0-0	0	7	7	2	1	6	1	0	1	2	0	FT% 2-3 66.7%	
13	Clara Strack	C 36:34	7-12	1-1	2-3	1	9	10	3	4	17	3	2	2	2	0	2nd FG% 8-15 53.3%	
5	Tonie Morgan	G 37:48	8-16	0-0	3-4	2	3	5	1	6	19	7	1	1	0	0	3PT% 1-2 50.0%	
8	Aisia Boone	13:26	0-1	0-1	0-0	1	2	3	0	0	0	0	2	0	0	0	FT% 1-1 100%	
4	Lexi Blue	10:07	1-2	1-2	0-0	1	2	3	0	0	3	1	0	0	0	0	3rd FG% 9-19 47.4%	
Team						0	0	0	0	0	0	0					FT% 2-8 25.0%	
Totals			31-59	4-15	6-8	8	33	41	10	13	72	13	12	5	8	1	10	4th FG% 6-11 54.5%
Major Fouls: NONE																		
																		3PT% 0-3 0.0%
																		FT% 3-4 75%
																		GMFG% 31-59 52.5%
																		3PT% 4-15 26.7%
																		FT% 6-8 75.0%
																		3PT% 1-2 50.0%
																		FT% 2-3 66.7%
																		3PT% 1-2 50.0%
																		FT% 1-1 100%
																		3PT% 2-8 25.0%
																		FT% 0-0 0%
																		3PT% 1-1 100%
																		FT% 2-3 66.7%
																		3PT% 1-2 50.0%
																		FT% 1-1 100%
																		3PT% 2-8 25.0%
																		FT% 0-0 0%
																		3PT% 1-1 100%
																		FT% 2-3 66.7%
																		3PT% 1-2 50.0%
																		FT% 1-1 100%
																		3PT% 2-8 25.0%
																		FT% 0-0 0%
																		3PT% 1-1 100%
																		FT% 2-3 66.7%
																		3PT% 1-2 50.0%
																		FT% 1-1 100%
																		3PT% 2-8 25.0%
																		FT% 0-0 0%
																		3PT% 1-1 100%
																		FT% 2-3 66.7%
																		3PT% 1-2 50.0%
																		FT% 1-1 100%
																		3PT% 2-8 25.0%
																		FT% 0-0 0%
																		3PT% 1-1 100%
																		FT% 2-3 66.7%
																		3PT% 1-2 50.0%
																		FT% 1-1 100%
																		3PT% 2-8 25.0%
																		FT% 0-0 0%
																		3PT% 1-1 100%
																		FT% 2-3 66.7%
																		3PT% 1-2 50.0%
																		FT% 1-1 100%
																		3PT% 2-8 25.0%
																		FT% 0-0 0%
																		3PT% 1-1 100%
																		FT% 2-3 66.7%
																		3PT% 1-2 50.0%
																		FT% 1-1 100%
																		3PT% 2-8 25.0%
																		FT% 0-0 0%
																		3PT% 1-1 100%
																		FT% 2-3 66.7%
																		3PT% 1-2 50.0%
																		FT% 1-1 100%
																		3PT% 2-8 25.0%
																		FT% 0-0 0%
																		3PT% 1-1 100%
																		FT% 2-3 66.7%
																		3PT% 1-2 50.0%
																		FT% 1-1 100%
																		3PT% 2-8 25.0%
																		FT% 0-0 0%
																		3PT% 1-1 100%
																		FT% 2-3 66.7%
																		3PT% 1-2 50.0%
																		FT% 1-1 100%
																		3PT% 2-8 25.0%
																		FT% 0-0 0%
																		3PT% 1-1 100%
																		FT% 2-3 66.7%
																		3PT% 1-2 50.0%
																		FT% 1-1 100%
																		3PT% 2-8 25.0%
																		FT% 0-0 0%
																		3PT% 1-1 100%
																		FT% 2-3 66.7%
																		3PT% 1-2 50.0%
																		FT% 1-1 100%
																		3PT% 2-8 25.0%
																		FT% 0-0 0%
																		3PT% 1-1 100%
																		FT% 2-3 66.7%
																		3PT% 1-2 50.0%
																		FT% 1-1 100%
																		3PT% 2-8 25.0%
																		FT% 0-0 0%
																		3PT% 1-1 100%
																		FT% 2-3 66.7%
																		3PT% 1-2 50.0%
																		FT% 1-1 100%
																		3PT% 2-8 25.0%
																		FT% 0-0 0%
																		3PT% 1-1 100%
																		FT% 2-3 66.7%
																		3PT% 1-2 50.0%
																		FT% 1-1 100%
																		3PT% 2-8 25.0%
																		FT% 0-0 0%
																		3PT% 1-1 100%
																		FT% 2-3 66.7%
																		3PT% 1-2 50.0%
																		FT% 1-1 100%
																		3PT% 2-8 25.0%
																		FT% 0-0 0%
																		3PT% 1-1 100%
																		FT% 2-3 66.7%
																		3PT% 1-2 50.0%
																		FT% 1-1 100%
																		3PT% 2-8 25.0%
																		FT% 0-0 0%
																		3PT% 1-1 100%
																		FT% 2-3 66.7%
																		3PT% 1-2 50.0%
																		FT% 1-1 100%
																		3PT% 2-8 25.0%
																		FT% 0-0 0%
																		3PT% 1-1 100%
																		FT% 2-3 66.7%
																		3PT% 1-2 50.0%
																		FT% 1-1 100%
																		3PT% 2-8 25.0%
																		FT% 0-0 0%
																		3PT% 1-1 100%
																		FT% 2-3 66.7%
																		3PT% 1-2 50.0%
																		FT% 1-1 100%
																		3PT% 2-8 25.0%
																		FT% 0-0 0%
																		3PT% 1-1 100%
																		FT% 2-3 66.7%
																		3PT% 1-2 50.0%
																		FT% 1-1 100%
																		3PT% 2-8 25.0%
																		FT% 0-0 0%
																		3PT% 1-1 100%
																		FT% 2-3 66.7%
																		3PT% 1-2 50.0%
																		FT% 1-1 100%
																		3PT% 2-8 25.0%
																		FT% 0-0 0%
																		3PT% 1-1 100%
																		FT% 2-3 66.7%
																		3PT% 1-2 50.0%
																		FT% 1-1 100%
																		3PT% 2-8 25.0%
																		FT% 0-0 0%
																		3PT% 1-1 100%
																		FT% 2-3 66.7%
																		3PT% 1-2 50.0%
																		FT% 1-1 100%
																		3PT% 2-8 25.0%
																		FT% 0-0 0%
																		3PT% 1-1 100%
																		FT% 2-3 66.7%
																		3PT% 1-2 50.0%
																		FT% 1-1 100%
																		3PT% 2-8 25.0%
																		FT% 0-0 0%
																		3PT% 1-1 100%
																		FT% 2-3 66.7%
																		3PT% 1-2 50.0%
																		FT% 1-1 100%
																		3PT% 2-8 25.0%
																		FT% 0-0 0%
																		3PT% 1-1 100%
																		FT% 2-3 66.7%
																		3PT% 1-2 50.0%
																		FT% 1-1 100%
																		3PT% 2-8 25.0%
																		FT% 0-0 0%
																		3PT% 1-1 100%
																		FT% 2-3 66.7%
																		3PT% 1-2 50.0%
																		FT% 1-1 100%
																		3PT% 2-8 25.0%
																		FT% 0-0 0%
																		3PT% 1-1 100%
																		FT% 2-3 66.7%
																		3PT% 1-2 50.0%
																		FT% 1-1 100%
																		3PT% 2-8 25.0%
																		FT% 0-0 0%
																		3PT% 1-1 100%
																		FT% 2-3 66.7%
																		3PT% 1-2 50.0%
																		FT% 1-1 100%
																		3PT% 2-8 25.0%
																		FT% 0-0 0%
																		3PT% 1-1 100%
																		FT% 2-3 66.7%
																		3PT% 1-2 50.0%
																		FT% 1-1 100%
																		3PT% 2-8 25.0%
																		FT% 0-0 0%
																		3PT% 1-1 100%
																		FT% 2-3 66.7%
																		3PT% 1-2 50.0%
																		FT% 1-1 100%
																		3PT% 2-8 25.0%
																		FT% 0-0 0%
																		3PT% 1-1 100%
																		FT% 2-3 66.7%
																		3PT% 1-2 50.0%
																		FT% 1-1 100%
																		3PT% 2-8 25.0%
																		FT% 0-0 0%
																		3PT% 1-1 100%
																		FT% 2-3 66.7%
																		3PT% 1-2 50.0%
																		FT% 1-1 100%
																		3PT% 2-8 25.0%
																		FT% 0-0 0%
																		3PT% 1-1 100%
																		FT% 2-3 66.7%
																		3PT% 1-2 50.0%
																		FT% 1-1 100%
																		3PT% 2-8 25.0%
																		FT% 0-0 0%
																		3PT% 1-1 100%
																		FT% 2-3 66.7%
																		3PT% 1-2 50.0%
																		FT% 1-1 100%
																		3PT% 2-8 25.0%
																		FT% 0-0 0%
																		3PT% 1-1 100%
																		FT% 2-3 66.7%
																		3PT% 1-2 50.0%
																		FT% 1-1 100%
																		3PT% 2-8 25.0%
																		FT% 0-0 0%
																		3PT% 1-1 100%
																		FT% 2-3 66.7%
																		3PT% 1-2 50.0%
																		FT% 1-1 100%
																		3PT% 2-8 25.0%
																		FT% 0-0 0%
																		3PT% 1-1 100%
																		FT% 2-3 66.7%
																		3PT% 1-2 50.0%
																		FT% 1-1 100%
																		3PT% 2-8 25.0%
																		FT% 0-0 0%
																		3PT% 1-1 100%
																		FT% 2-3 66.7%
																		3PT% 1-2 50.0%
																		FT% 1-1 100%
																		3PT% 2-8 25.0%
																		FT% 0-0 0%
																		3PT% 1-1 100%
																		FT% 2-3 66.7%
																		3PT% 1-2 50.0%
																		FT% 1-1 100%
																		3PT% 2-8 25.0%
																		FT% 0-0 0%
																		3PT% 1-1 100%
																		FT% 2-3 66.7%
																		3PT% 1-2 50.0%
																		FT% 1-1 100%
																		3PT% 2-8 25.0%
																		FT% 0-0 0%
																		3PT% 1-1 100%
																		FT% 2-3 66.7%
																		3PT% 1-2 50.0%
																		FT% 1-1 100%
																		3PT% 2-8 25.0%
																		FT% 0-0 0%
																		3PT% 1-1 100%
																		FT% 2-3 66.7%
																		3PT% 1-2 50.0%
																		FT% 1-1 100%
																		3PT% 2-8 25.0%
																		FT% 0-0 0%
																		3PT% 1-1 100%
																		FT% 2-3 66.7%
																		3PT% 1-2 50.0%
																		FT% 1-1 100%
																		3PT% 2-8 25.0%
																		FT% 0-0 0%
																		3PT% 1-1 100%
																		FT% 2-3 66.7%
																		3PT% 1-2 50.0%
																		FT% 1-1 100%
																		3PT% 2-8 25.0%
																		FT% 0-0 0%
																		3PT% 1-1 100%
																		FT% 2-3 66.7%
																		3PT% 1-2 50.0%
																		FT% 1-1 100%
																		3PT% 2-8 25.0%
																		FT% 0-0 0%
																		3PT% 1-1 100%
																		FT% 2-3 66.7%
																		3PT% 1-2 50.0%
																		FT% 1-1 100%
																		3PT% 2-8 25.0%
																		FT% 0-0 0%
																		3PT% 1-1 100%
																		FT% 2-3 66.7%
																		3PT% 1-2 50.0%
																		FT% 1-1 100%
																		3PT% 2-8 25.0%
																		FT% 0-0 0%
																		3PT% 1-1 100%
																		FT% 2-3 66.7%
																		3PT% 1-2 50.0%
																		FT% 1-1 100%

Shooting By Period	
1st FG%	8-14 57.1%
3PT%	1-2 50.0%
FT%	2-3 66.7%
2nd FG%	8-15 53.3%
3PT%	1-2 50.0%
FT%	1-1 100%
3rd FG%	9-19 47.4%
3PT%	2-8 25.0%
FT%	0-0 0%
4th FG%	6-11 54.5%
3PT%	0-3 0.0%
FT%	3-4 75%
GM FG%	31-59 52.5%
3PT%	4-15 26.7%
FT%	6-8 75.0%

Dead Ball Rebounds: 1, 0

Louisville - 96		Record: 4-1												
NO. Name	Min	FG M-A	3P M-A	FT M-A	Rebounds OR DR TOT	Fouls PF FD	TP	AS	TO	ST	Blocks BS BA	+/-		
0 Laura Ziegler	F 18:13	5-5	1-1	2-2	2 0 2 0 2	3 13	1	0	0	0	0	0	31	1st FG 10-17 70.6%
4 Mackenly Randolph	F 06:55	2-2	0-0	0-0	0 1 1 2 0	4 1	2	1	0	0	0	0	7	3PT% 2-4 50.0%
11 Elfir Istanbuloglu	F 19:36	4-6	2-4	1-2	0 4 4 1 1	11 1	1	0	0	0	0	0	27	FT 3-4 75.0%
1 Reyna Scott	G 19:13	3-5	1-3	4-4	0 3 3 2 2	11 4	2	2	0	0	0	0	33	2nd FG 10-13 46.3%
22 Tajanna Roberts	G 26:50	5-11	1-2	2-2	1 1 2 1 1	13 3	0	2	0	0	0	0	30	3PT% 3-6 50.0%
2 Imari Berry	23:06	5-7	2-3	1-1	0 5 5 2 1	13 4	1	1	0	0	0	0	31	FT 6-6 100%
23 Skylar Jones	16:51	0-1	0-1	2-2	0 3 3 2 2	2 2	2	2	2	0	0	0	18	3rd FG 10-15 66.7%
9 Anya Hardy	20:45	5-6	0-0	2-4	6 7 13 3 12	11 1	0	0	0	0	0	0	23	3PT% 4-8 50.0%
21 Reagan Bender	21:18	3-4	3-4	4-4	2 1 3 1 0	12 13	1	0	0	0	0	0	16	FT 11-13 84.6%
20 Peyton Bradley	14:42	0-5	0-4	2-2	0 3 3 2 1	2 1	2	1	1	0	0	0	10	4th FG 5-16 31.3%
5 Rebekah Graves	12:31	1-6	0-4	0-0	0 2 2 0 0	2 1	0	1	0	0	0	0	9	3PT% 1-8 12.5%
Team					1 0 1 0 0	0 1								FT 0-0 0%
Totals		33-61	10-26	20-23	12 30 42 16 16	96 22	11	10	0	0	0	0	47	GM FG 33-61 54.1%
														FT 20-23 87.0%
														Dead Ball Rebounds: 3

Shooting By Period	
1st FG%	12-17 70.6%
3PT%	2-4 50.0%
FT%	3-4 75%
2nd FG%	6-13 46.2%
3PT%	3-6 50.0%
FT%	6-6 100%
3rd FG%	10-15 66.7%
3PT%	4-8 50.0%
FT%	11-13 84.6%
4th FG%	5-16 31.3%
3PT%	1-8 12.5%
FT%	0-0 0%
GM FG%	33-61 54.1%
3PT%	10-26 38.5%
FT%	20-23 87.0%

Dead Ball Rebounds: 3, 0

	MSU	LOU
Biggest lead	2 (1 st 8:09)	53 (4 th 2:24)
Best Scoring Run	6 (4 th 0:00)	16 (2 nd 6:44)
Lead Changes	4	
Times Tied	0	
Time with Lead	01:01	38:43

Points from	MSU	LOU
Turnovers	4	31
Paint	18	34
Second Chance	2	9
Fast Breaks	0	4
Bench	11	44

Period by Period Scoring					
	1st	2nd	3rd	4th	TOT
MSU	10	12	17	10	49
LOU	29	21	35	11	96

Louisville - 62													Record: 4-2													Dead Ball Rebounds: 1, 0												
NO. Name	Min	FG		3P	FT	Rebounds		Fouls		TP	AS	TO	ST	Blocks		+/-	Shooting By Period																					
		M-A	M-A	M-A	OR	DR	PF	FD	BS					BA	1st FG%		1st 7-16	1st 43.8%	2nd FG%	2nd 7-16	2nd 40.0%	3rd FG%	3rd 7-16	3rd 50.0%	4th FG%	4th 7-16	4th 57.1%											
0 Laura Ziegler	F 36:02	6-15	4-7	2-2	1-10	11	2	3	18	2	1	1	2	4			1st FG%	7-16	43.8%	3PT%	2-5	40.0%	FT%	2-2	100%													
4 Mackenly Randolph	F 21:41	1-1	0-0	0-0	1-1	0	1	3	0	2	2	0	0	0	0	0	2nd FG%	7-16	53.8%	3PT%	1-3	33.3%	FT%	2-2	100%													
11 Elfir Istanbuloglu	F 26:44	3-6	0-1	1-1	1-2	3	1	4	7	0	0	0	0	0	0	-23	3rd FG%	3-20	15.0%	3PT%	0-3	0.0%	FT%	0-0	0%													
1 Reyna Scott	G 26:40	2-7	0-0	0-0	0-1	1	1	0	4	2	1	3	0	3	0	-9	4th FG%	8-14	57.1%	3PT%	3-5	60.0%	FT%	2-3	66.7%													
22 Tajanna Roberts	G 38:39	10-18	2-5	0-0	0-1	1	1	1	0	22	2	2	1	0	1	-8	GMFG%	25-63	39.7%	3PT%	6-18	37.5%	FT%	6-7	85.7%													
2 Imari Berry	22:27	1-7	0-2	1-2	2-2	4	2	1	3	4	1	1	0	1	0		Major Fouls: NONE																					
23 Skylar Jones	15:28	1-5	0-1	2-2	0-3	3	1	1	4	1	1	1	0	1	-5																							
12 Yevhenia Putra	03:46	0-3	0-0	0-0	0-0	0	1	0	1	0	0	0	0	0	-6																							
9 Anya Hardy	08:33	1-1	0-0	0-0	0-2	2	1	1	2	0	0	0	0	0	10																							
Team					1	0	1	0	0	0	0																											
Totals		25-63	6-16	6-7	6	21	27	13	10	62	13	6	7	1	8	-10																						

Shooting By Period	
1st FG%	7-16 43.8%
3PT%	2-5 40.0%
FT%	2-2 100%
2nd FG%	7-13 53.8%
3PT%	1-3 33.3%
FT%	2-2 100%
3rd FG%	3-20 15.0%
3PT%	0-3 0.0%
FT%	0-0 0%
4th FG%	8-14 57.1%
3PT%	3-5 60.0%
FT%	2-3 66.7%
GM FG%	25-63 39.7%
3PT%	6-16 37.5%
FT%	6-7 85.7%

Dead Ball Rebounds: 0, 0

	UK	LOU							Dead Ball Rebounds: 0, 0		
Biggest lead	18 (3 rd 1:16)	6 (2 nd 6:57)	Points from	UK	LOU	Period by Period Scoring					
Best Scoring Run	13 (3 rd 1:16)	10 (1 st 3:44)	Turnovers	10	12	1st	2nd	3rd	4th	TOT	
Lead Changes	16		Paint	40	24	UK	19	18	20	15	72
Times Tied	5		Second Chance	13	8	LOU	18	17	6	21	62
Time with Lead	30:37	07:50	Fast Breaks	4	7						
			Bench	3	9						



Official Basketball Box Score - Final
Eastern III. at Louisville
11/28/25 KFC Yum! Center, Louisville, KY
2025-26 Women's Basketball

Game Time: 7:05 PM
Game Duration: 1:48
Attendance: 6,890

Officials: Cameron Inouye, Tom Danaher, No Cappel

Eastern III. - 38		Record: 0-6												
NO. Name	Min	FG	3P	FT	Rebounds	Fouls	TP	AS	TO	ST	Blocks	+/-	Shooting By Period	
		M-A	M-A	M-A	OR DR TOT	PF FD					BS BA		1st FG%	5-11 45.5%
1 Ella Lune	F 15:18	2-4	0-0	0-0	0 1 1 3 0	4 2	3	0	0	0	1	-23	3PT%	1-3 33.3%
50 Abbie Boutlier	C 19:42	3-4	0-0	0-0	2 5 7 0 0	6 0	2	0	0	0	0	-35	FT%	1-1 100%
3 Ava Stoller	G 20:35	1-5	0-3	2-2	0 2 2 0 1	4 1	2	2	0	0	0	-1	2ndFG%	4-9 44.4%
11 Clara Glad	G 14:29	1-5	0-3	0-0	0 1 1 0 0	2 0	2	0	2	1	0	-13	3PT%	0-3 0%
21 Tiny Lewis	G 22:00	4-6	1-2	1-1	0 0 0 1 2	10 3	1	0	0	3	1	-10	FT%	3-6 50%
14 Melissa Nelson	12:18	0-1	0-0	0-2	1 3 4 3 1	0 0	1	0	0	0	0	-14	3rd FG%	4-5 80%
2 Kennedy Davis	11:47	0-2	0-1	0-0	1 3 4 5 0	0 1	3	0	0	3	0	-11	3PT%	1-9 11.1%
7 Liana Buckhalton	21:30	1-8	1-5	1-2	0 1 1 2 1	4 0	3	2	1	0	0	-36	FT%	0-0 0%
25 Nyah Hardy	21:58	2-6	1-3	1-2	1 3 4 2 6	0 5	0	0	0	0	0	-42	4th FG%	2-5 40%
10 Adriana Arroyo	15:22	0-4	0-3	0-0	0 0 0 3 0	0 0	3	1	0	0	0	-21	3PT%	1-7 14.3%
30 Olivia Thostenson	12:37	0-1	0-0	0-0	2 1 3 1 0	0 0	1	0	0	0	0	-17	FT%	1-2 50%
22 Alliana Phillip	12:24	1-4	0-2	0-0	0 2 3 5 0	2 2	2	3	1	0	0	-12	GMFG%	15-50 30.0%
Team					0 2 2 0 0	0 2							3PT%	3-22 13.6%
Totals		15-50	3-22	5-9	9 25 34 22 12	38 6	31	9	1	3	0	-53	FT%	5-9 55.6%
David Ball: 3-22 13.6%														

Louisville - 91													Major Fouls: NONE													Dead Ball Rebounds: 3		
Record: 5-2																												
NO.	Name	Min	FG	M-A	3P	M-A	FT	M-A	Rebounds	Fouls	TP	AS	TO	ST	Blocks	BS	BA	+/-										
									OR	DR	TOT	PF	FD															
0	Laura Ziegler	F 20:32	3-6	1-3	0-0	2	1	3	0	1	7	5	3	1	0	0	0	25										
4	Mackenly Randolph	F 14:43	5-5	0-0	2-2	1	2	3	2	2	12	1	1	1	1	0	0	18										
11	Elfir Istanbuloglu	F 18:18	5-10	1-3	1-1	1	5	6	0	1	12	1	2	2	2	0	0	26										
1	Reyna Scott	G 19:12	1-5	0-1	2-2	1	0	1	0	1	4	1	1	3	2	0	0	24										
22	Tajanna Roberts	G 18:13	5-8	3-5	0-2	2	3	5	3	3	13	2	0	0	0	0	0	20										
2	Imari Berry	14:53	2-8	1-4	3-3	0	2	2	0	2	8	3	0	0	0	0	0	23										
23	Skylar Jones	15:31	1-4	0-1	3-4	0	3	3	1	3	5	2	1	2	0	0	0	17										
9	Anaya Hardy	21:26	4-8	0-1	3-7	8	4	12	2	6	11	0	0	2	0	0	0	32										
21	Reagan Bender	24:28	3-5	1-2	1-1	2	3	5	2	1	8	4	2	0	0	0	0	36										
12	Yevheniia Putia	15:01	2-0	0-0	2-3	2	1	3	1	2	6	1	2	0	0	0	13											
5	Peyton Bradley	11:17	1-5	1-3	0-0	0	2	2	1	0	3	0	0	1	1	0	0	13										
20	Rebekah Graves	06:26	1-2	0-1	0-0	0	0	0	0	0	0	2	0	0	1	0	0	8										
Team									1	0	1	0	0	0	0	0	0											
Totals			33-72			8-23	17-25	20		26	46	12	22	91	20	15	17	3	1	53								
																			Shooting By Period									
																			1st 3PT% 1-9 8-19 42.1%									
																			FT% 4-5 80.0%									
																			2nd 3PT% 10-16 62.5%									
																			FT% 3-4 75.0%									
																			3rd 3PT% 7-22 31.8%									
																			FT% 5-8 62.5%									
																			4th 3PT% 8-16 50.0%									
																			FT% 5-7 71.4%									
																			GMFG% 33-72 45.8%									
																			3PT% 8-23 34.8%									
																			FT% 17-25 68.0%									
																			Dead Ball Rebounds: 2									

2025-26 BOX SCORES



Official Basketball Box Score - Final
Bellarmine at Louisville
11/02/25 KFC Yum! Center, Louisville, KY
2025-26 Women's Basketball

Game Time: 2:02 PM
Game Duration: 1:47
Attendance: 6,942

Officials: Torress Stuck, Jules Gallien, Esther Hu

Bellarmine - 37

Record: 2-7

NO. Name	Min	FG M-A	3P M-A	FT M-A	Rebounds OR DR TOT	Fouls PF FD	TP	AS	TO	ST	Blocks BS BA	+/-
2 Rachel Shropshire	F 30:54	3-8	3-4	1-4	1 2 3	0 5 10	1	6	2	0	0	-45
14 Andrea Chiquemba	F 28:48	0-8	0-6	0-0	0 1 1	3 0 0	0	0	0	0	0	-50
3 Ava Smith	G 34:35	3-12	1-6	0-0	2 2 4	0 1 7	3	3	0	1	0	-51
4 Trinitri Ralston	G 15:44	0-4	0-1	2-2	1 3 4	0 2 2	0	2	1	0	0	-32
7 Rose Jamison	G 27:04	2-11	0-6	0-0	4 4 4	4 1 4	0	0	0	0	1	-46
12 Kaycee Hyman	31:38	2-12	0-3	4-4	4 2 6	3 2 8	1	4	1	0	0	-45
13 Haya Abdel Aal	14:51	1-2	0-1	0-0	1 1 2	1 0 2	1	1	0	1	1	-11
24 Patricia Sherrill	16:26	2-6	0-0	0-0	3 1 4	4 0 4	0	0	1	0	2	-35
Team					1 3 4	0 0	0	2				
Totals		13-63	4-27	7-10	11 19 30	15 11 37	6	18	5	2	4	-63

Major Fouls: NONE

Shooting By Period		
1 st	FG%	2-19 10.5%
	3PT%	0-8 0.0%
	FT%	2-2 100%
2 nd	FG%	2-17 11.8%
	3PT%	0-8 0.0%
	FT%	3-4 75%
3 rd	FG%	6-17 35.3%
	3PT%	4-7 57.1%
	FT%	0-0 0%
4 th	FG%	3-10 30.0%
	3PT%	0-4 0.0%
	FT%	2-4 50%
GM	FG%	13-63 20.6%
	3PT%	4-27 14.8%
	FT%	7-10 70.0%

Dead Ball Rebounds: 2, 0

Louisville - 100

Record: 7-2

NO. Name	Min	FG M-A	3P M-A	FT M-A	Rebounds OR DR TOT	Fouls PF FD	TP	AS	TO	ST	Blocks BS BA	+/-
0 Laura Ziegler	F 13:24	1-4	0-2	1-2	2 5 7	0 2 3	4	0	0	0	0	23
4 Mackenly Randolph	F 17:53	3-7	0-0	3-3	2 6 8	2 3 9	1	0	1	0	0	28
11 Elf Istanbuloglu	F 14:36	0-4	0-0	3-4	2 3 5	0 2 3	1	2	0	0	1	19
21 Reagan Bender	G 24:00	2-6	1-5	0-0	2 1 3	1 1 5	3	1	0	0	0	32
22 Tajanna Roberts	G 14:36	5-9	2-6	0-0	2 0 2	0 0 12	1	1	0	0	0	19
1 Reyna Scott	17:54	5-8	3-4	0-0	2 2 4	0 0 13	4	1	2	0	0	34
2 Imari Berry	16:03	5-7	2-4	2-2	1 4 5	1 1 14	4	2	0	1	0	42
23 Skylar Jones	13:04	4-6	1-3	0-0	1 3 4	2 2 9	1	1	3	1	0	31
9 Anya Hardy	22:26	2-3	0-0	2-4	1 9 10	0 2 6	2	1	0	2	0	31
12 Yevhenia Putra	18:37	4-6	0-0	0-1	3 4 3	1 8 3	2	1	0	0	0	26
20 Peyton Bradley	15:07	3-8	2-7	0-0	0 0 0	0 1 8	2	0	0	0	0	17
5 Rebekah Graves	12:20	4-6	2-3	0-0	1 0 1	2 0 10	0	1	2	0	1	6
Team					1 4 5	0 0	0	0				
Totals		38-74	13-34	11-15	18 40 58	11 15 100	26	12	9	4	2	63

Major Fouls: NONE

Shooting By Period		
1 st FG%	12-21	57.1%
3PT%	2-7	28.6%
FT%	4-5	80%
2 nd FG%	11-22	50.0%
3PT%	4-12	33.3%
FT%	2-2	100%
3 rd FG%	7-17	41.2%
3PT%	4-6	50.0%
FT%	5-8	62.5%
4 th FG%	8-14	57.1%
3PT%	3-7	42.9%
FT%	0-0	0%
GMFG%	38-74	51.4%
3PT%	13-34	38.2%
FT%	11-15	73.3%

Dead Ball Rebounds: 3, 0

BU.	LOU
Biggest lead	0 (1 st 10:00) 65 (4 th 1:24)
Best Scoring Run	7 (4 th 9:15) 15 (2 nd 6:18)
Lead Changes	0
Times Tied	0
Time with Lead	00:00 38:46

Points from	BU.	LOU
Turnovers	4	21
Paint	10	48
Second Chance	7	25
Fast Breaks	0	12
Bench	14	68

Period by Period Scoring	1st	2nd	3rd	4th	TOT
BU.	6	7	16	8	37
LOU	30	28	23	19	100



Official Basketball Box Score - Final
South Carolina at Louisville
12/04/25 KFC Yum! Center, Louisville, KY
2025-26 Women's Basketball

Game Time: 7:02 PM
Game Duration: 1:56
Attendance: 10,012

Officials: Mj Forsberg, Rusari Spurlock, Bly Smith

South Carolina - 79

Record: 8-1

NO. Name	Min	FG M-A	3P M-A	FT M-A	Rebounds OR DR TOT	Fouls PF FD	TP	AS	TO	ST	Blocks BS BA	+/-
8 Joyce Edwards	F 35:17	5-12	1-1	1-2	1 4 5	1 3 12	0	3	3	0	0	-1
11 Madina Okot	C 32:38	10-16	0-0	0-0	3 7 10	13 2 4	23	2	4	0	0	0
00 Ta'Niya Latson	G 38:19	3-9	1-4	2-2	0 1 1	2 1 9	5	1	0	0	0	1
5 Tessa Johnson	G 38:10	7-13	4-7	2-2	2 5 7	1 4 20	3	1	0	0	0	4
25 Raven Johnson	G 38:18	4-7	1-2	2-2	1 3 4	2 2 11	8	1	0	1	0	1
1 Maddy McDaniel	05:13	0-1	0-0	0 0 1	1 0 1	0 0 0	0	0	0	1	0	0
15 Adhel Tac	03:23	0-1	0-0	1-2	1 0 1	1 1 1	0	0	0	0	0	2
24 Ayla McDowell	08:42	1-2	1-1	0-0	2 0 2	1 1 3	1	1	0	0	0	2
Team					0 0 0	0 0	0	0	1			
Totals		30-61	8-16	11-17	10 24 34	10 16 79	19	12	4	1	1	2

Major Fouls: NONE

Shooting By Period		
1 st FG%	12-19	63.2%
3PT%	2-4	50.0%
FT%	1-1	100%
2 nd FG%	6-11	54.5%
3PT%	2-3	66.7%
FT%	4-6	66.7%
3 rd FG%	6-14	42.9%
3PT%	3-6	50.0%
FT%	3-4	75%
4 th FG%	6-17	35.3%
3PT%	1-3	33.3%
FT%	3-6	50%
GM FG%	30-61	49.2%
3PT%	8-16	50.0%
FT%	11-17	64.7%

Dead Ball Rebounds: 4, 0

Louisville - 77

Record: 7-3

NO. Name	Min	FG M-A	3P M-A	FT M-A	Rebounds OR DR TOT	Fouls PF FD	TP	AS	TO	ST	Blocks BS BA	+/-
0 Laura Ziegler	F 25:35	0-2	0-0	0-0	1 3 4	2 0 0	1	4	0	0	0	-3
4 Mackenly Randolph	F 12:05	1-2	0-0	0-0	2 0 2	1 0 2	0	0	0	0	0	-11
9 Anya Hardy	F 22:49	3-4	0-0	0-0	2 3 5	4 1 6	0	0	0	0	1	-1
11 Elf Istanbuloglu	F 34:06	6-10	2-6	1-2	2 7 9	2 4 15	1	1	0	0	0	1
22 Tajanna Roberts	G 31:45	8-18	4-8	0-0	1 3 4	2 0 20	3	2	0	0	0	-3
1 Reyna Scott	37:14	6-13	1-2	2-2	1 2 3	2 2 15	4	3	1	0	0	-3
2 Imari Berry	17:04	2-7	1-3	2-2	0 4 4	0 1 7	2	1	1	0	0	2
23 Skylar Jones	19:22	5-9	1-2	1-4	1 1 2	3 2 12	0	0	1	0	0	8
Team					1 0 1	0 0	0	1				
Totals		31-65	9-23	6-10	11 23 34	16 10 77	11	12	3	1	1	-2

Major Fouls: NONE

Shooting By Period		
1 st FG%	12-19	63.2%
3PT%	1-5	20.0%
FT%	0-0	0%
2 nd FG%	5-12	41.7%
3PT%	3-6	50.0%
FT%	1-2	50%
3 rd FG%	9-16	56.3%
3PT%	2-4	50.0%
FT%	3-6	50%
4 th FG%	5-18	27.8%
3PT%	3-8	37.5%
FT%	2-2	100%
GM FG%	31-65	47.7%
3PT%	9-23	39.1%
FT%	6-10	60.0%
Dead Ball Rebounds: 3, 0		

Dead Ball Rebounds: 3, 0

SC	LOU
Biggest lead	11 (3 rd 8:59) 5 (4 th 4:23)
Best Scoring Run	8 (2 nd 9:10) 9 (4 th 8:55)
Lead Changes	13
Times Tied	6
Time with Lead	25:45 11:03

Points from	SC	LOU
Turnovers	11	13
Paint	36	30
Second Chance	6	10
Fast Breaks	0	6
Bench	4	34

Period by Period Scoring	1st	2nd	3rd	4th	TOT
SC	27	18	18	16	79
LOU	25	14	23	15	77



Official Basketball Box Score - Final
New Hampshire at Louisville
12/07/25 KFC Yum! Center, Louisville, KY
2025-26 Women's Basketball

Game Time: 12:02 PM
Game Duration: 1:48
Attendance: 6,553

Officials: Mark Berger, Krystle Appalariz, Kayla Moxey

New Hampshire - 43

Record: 3-7

NO. Name	Min	FG M-A	3P M-A	FT M-A	Rebounds OR DR TOT	Fouls PF FD	TP	AS	TO	ST	Blocks BS BA	+/-
32 Lucia Melero	F 13:46	1-2	0-0	0-0	1 0 1	3 2 2	0	1	1	0	0	-23
3 Camryn Fauria	G 14:51	0-3	0-0	0-0	0 0 0	0 0 0	0	1	0	0	0	-34
21 Eva DeCherit	G 22:57	3-9	0-4	1-3	1 3 4	3 2 7	3	5	1	1	0	-48
23 Elizabeth Lavoie	G 20:57	1-5	0-1	0-0	1 1 2	1 0 2	3	0	0	0	0	-25
24 Kenzie Metulova	G 16:27	1-3	1-3	0-0	1 1 3	0 3 0	0	0	0	0	0	-15
0 Maggie Cavanaugh	22:25	4-12	2-6	2-2	7 7 14	4 12 0	5	0	0	0	0	-47
2 Candina Williams	11:20	2-5	1-1	0-0	1 1 1	1 0 5	3	1	0	1	1	-13
20 Katie Ledden	17:16	0-4	0-2	3-4	0 1 1	2 3 3	0	1	0	0	1	-6
11 Alia Cordeiro	15:01	1-5	0-0	0 2 2	1 2 2	0 0 0	0	0	0	0	0	-20
30 Sydney Lusher	23:47	1-4	1-3	0-0	0 1 1	1 2 3	0	0	0	0	0	-19
33 Averie Harding	09:59	2-3	0-0	0-0	1 4 5	1 0 4	0	0	0	0	0	-8
12 Kassidy Thompson	03:45	0-0	0-0	0-0	2 1 3	0 0 0	0	1	0	0	0	3
1 Jamie Kent	02:29	0-0	0-0	0-0	1 1 1	0 0 0	0	0	0	0	0	1
Team					2 1 3	0 0	0	2				
Totals		16-55	5-24	6-9	8 24 32	18 14 43	5	21	2	1	3	-51

Major Fouls: NONE

Shooting By Period		
1 st FG%	2-10	20.0%
3PT%	0-5	0.0%
FT%	0-0	0%
2 nd FG%	4-15	26.7%
3PT%	2-9	22.2%
FT%	0-0	0%
3 rd FG%	6-15	40.0%
3PT%	1-6	16.7%
FT%	4-7	57.1%
4 th FG%	4-5	26.7%
3PT%	2-4	50.0%
FT%	2-2	100%
GMFG%	16-55	29.1%
3PT%	5-24	20.8%
FT%	6-9	66.7%

Dead Ball Rebounds: 1, 0

Louisville - 94

Record: 8-3

Shooting By Period																
No. Name	Min	FG		3P	FT	Rebounds		Fouls		TP	AS	TO	ST	Blocks		+/-
		M-A	M-A	M-A	OR	DR	TOT	PF	FD					BS	BA	
0 Laura Ziegler	F 18:23	3-5	0-2	0-0	1-4	5	1	1	6	2	0	0	0	0	0	37
4 Mackenly Randolph	F 17:10	5-7	1-1	0-0	1	1	2	2	11	0	1	0	1	0	0	24
9 Anya Hardy	F 19:46	2-3	0-0	2-6	7	2	9	3	4	6	0	0	0	1	0	33
11 Elif Istanbuloglu	F 12:46	3-6	1-1	2-2	0	4	4	0	1	9	1	1	2	0	0	25
22 Tajfana Roberts	G 12:46	6-10	2-4	1-2	0	0	0	0	1	15	5	4	4	0	1	25
1 Reyna Scott	16:35	0-4	0-1	1-2	0	1	1	0	1	1	2	1	2	0	0	26
23 Skylar Jones	18:33	5-9	1-4	4-4	2	5	7	2	4	15	3	2	1	0	0	27
2 Imari Berry	20:21	2-6	1-3	1-1	2	3	5	2	2	6	4	1	1	1	0	30
12 Yevheniia Puta	20:59	3-8	0-0	3-4	1	7	8	1	3	9	0	2	0	0	1	10
21 Reagan Bender	22:23	3-7	2-4	0-0	0	3	3	2	0	8	2	0	0	0	1	15
20 Peyton Bradley	11:58	3-4	2-3	0-0	0	2	2	1	0	8	1	1	1	0	0	5
5 Rebekah Graves	08:20	0-2	0-2	0-0	1	1	2	0	0	0	0	0	0	0	0	-2
Team					0	0	0	0	0	0	0					

2025-26 BOX SCORES



Official Basketball Box Score - Final
#17 Tennessee at #16 Louisville
12/20/25 Barclays Center, Brooklyn, NY
2025 Shark Beauty Women's Championship Classic

Game Time: 4:00 PM
Game Duration: 2:11
Attendance: 2,622

Officials: Tiffany Bird, Joseph Vascy, Miki Forsberg

Louisville - 76 Record: 10-3 (2-0)

NO. Name	Min	FG M-A	3P M-A	FT M-A	Rebounds OR DR TOT	Fouls PF FD	TP	AS	TO	ST	Blocks BS BA	+/-
0 Laura Ziegler	F 42:06	6-12	3-4	2-2	1 7 8	1 1	17	2	0	0	0 0 14	
4 Mackenly Randolph	F 23:00	1-5	0-2	0-2	2 4 6	2 2	2	2	2	0	0 0 7	
9 Anya Hardy	F 07:23	2-3	0-0	0-0	0 2 2	3 2	4	0	0	0	0 0 -2	
11 Elif Istanbuloglu	F 39:26	6-11	2-5	2-2	1 3 4	3 2	16	1	0	0	1 0 10	
22 Tajanna Roberts	G 42:40	4-15	2-8	1-1	0 1 1	2 1	11	4	2	4	0 0 8	
1 Reyna Scott	25:58	2-6	1-2	0-0	0 2 2	0 1	5	4	5	1	1 1 -3	
23 Skylar Jones	23:31	2-7	0-3	4-4	0 6 6	1 2	8	0	2	3	0 0 3	
2 Imari Berry	20:56	4-8	0-2	5-6	4 3 7	2 3	13	1	2	1	0 1 13	
Team					3 5 8	0 0	0	1				
Totals		27-67	8-26	14-17	11 33 44	14 14	76	14	14	11	2 2 10	

Major Fouls: NONE

Shooting By Period		
1st FG%	9-14	64.3%
3PT%	4-6	66.7%
FT%	4-4	100%
2nd FG%	5-17	29.4%
3PT%	2-7	28.6%
FT%	0-2	0%
3rd FG%	9-20	45.0%
3PT%	1-5	20.0%
FT%	1-1	100%
4th FG%	3-12	25.0%
3PT%	1-6	16.7%
FT%	3-4	75%
OT FG%	2-4	50.0%
3PT%	0-2	0.0%
FT%	6-6	100%
GM FG%	27-67	40.3%
3PT%	8-26	30.8%
FT%	14-17	82.4%

Dead Ball Rebounds: 3, 0

North Carolina - 66 Record: 9-3 (0-1)

NO. Name	Min	FG M-A	3P M-A	FT M-A	Rebounds OR DR TOT	Fouls PF FD	TP	AS	TO	ST	Blocks BS BA	+/-
2 Nyla Harris	F 24:20	4-5	1-2	2-2	3 6 9	2 5	11	1	1	1	0 0 -10	
21 Ciera Toomey	F 31:03	5-9	2-3	0-0	3 5 8	2 0	12	1	1	0	1 0 -9	
0 Lanie Grant	G 42:23	4-11	2-7	0-0	4 4 4	4 0	10	2	3	0	0 0 -10	
17 Elina Aamila	G 23:13	1-8	0-2	0-0	0 3 3	1 3	3	2	0	0	0 0 -17	
24 Indya Nivar	G 33:33	3-10	1-2	3-6	0 4 4	3 3	10	2	7	1	0 1 -10	
10 Reniya Kelly	26:57	0-7	0-3	2-2	0 2 2	1 1	2	4	0	0	0 0 0	
4 Laila Hull	17:23	1-3	1-2	0-0	2 0 2	1 0	3	0	0	1	1 0 5	
7 Nyla Brooks	07:11	1-6	1-5	0-0	0 0 0	0 0	3	0	0	0	0 1 5	
3 Taliyah Henderson	18:57	5-5	-3-3	0-2	0 3 3	0 2	13	0	1	0	0 0 1	
Team					2 2 4	0 0	0	0				
Totals		24-64	11-29	7-12	10 29 39	14 14	66	13	16	3	2 2 -10	

Major Fouls: NONE

Shooting By Period		
1st FG%	9-17	52.9%
3PT%	4-8	50.0%
FT%	2-2	100%
2nd FG%	3-16	18.8%
3PT%	2-10	20.0%
FT%	1-2	50%
3rd FG%	6-14	42.9%
3PT%	2-4	50.0%
FT%	4-4	100%
4th FG%	6-10	60.0%
3PT%	3-4	75.0%
FT%	0-4	0%
OT FG%	0-7	0.0%
3PT%	0-3	0.0%
FT%	0-0	0%
GM FG%	24-64	37.5%
3PT%	11-29	37.9%
FT%	7-12	58.3%

Dead Ball Rebounds: 2, 0

Points from		Period by Period Scoring	
Turnovers	12	10	10
Paint	34	22	22
Second Chance	15	10	7
Fast Breaks	7	5	5
Bench	26	21	6
UNC 24		9	18
LOU 26		12	18



Official Basketball Box Score - Final
Eastern Ky. at Louisville
12/17/25 KFC Yum! Center, Louisville, KY
2025-26 Women's Basketball

Game Time: 6:02 PM
Game Duration: 1:53
Attendance: 6,862

Officials: Denise Brooks, Jeffrey Smith, Ryan Durham

Eastern Ky. - 51 Record: 7-4

NO. Name	Min	FG M-A	3P M-A	FT M-A	Rebounds OR DR TOT	Fouls PF FD	TP	AS	TO	ST	Blocks BS BA	+/-
4 Jossana Vaz	F 22:15	4-12	1-3	0-0	0 6 6	4 3	9	1	3	3	0 1 -11	
1 Nididamaka Ndukwue	G 35:05	3-13	1-7	2-2	0 8 8	1 3	9	1	2	1	0 0 -24	
10 Kenleigh Woods	G 36:59	1-6	0-1	3-4	0 1 1	2 4	5	2	4	0	0 2 -22	
11 Althea Kara Angeles	G 36:59	4-9	2-4	0-0	0 1 1	3 2	10	3	5	1	0 0 -22	
31 Liz Freihofer	G 37:25	3-9	1-5	0-0	1 4 5	2 0	7	1	0	0	2 -25	
24 Kailani Lindsey	20:05	3-5	0-1	0-1	2 4 6	4 2	6	1	4	0	0 0 -15	
22 Madison Lewis	03:05	0-1	0-0	0-0	0 0 0	0 1	0	1	2	0	0 0 -3	
0 Zyniah Thomas	03:01	0-0	0-0	0-0	0 1 0	0 0	0	0	0	0	0 0 -3	
2 Love Mays	02:33	1-1	0-0	0-0	0 0 0	0 0	2	0	0	0	0 0 0	
23 Jasmine Jordan	02:33	1-1	1-1	0-0	0 1 1	0 3	0	0	0	0	0 0 0	
Team					1 2 3	0 0	0	1				
Totals		20-57	6-23	5-9	4 28 32	16 15	51	10	21	5	0 5 -25	

Shooting By Period		
1st FG%	7-14	50.0%
3PT%	4-7	57.1%
FT%	1-2	50%
2nd FG%	3-14	21.4%
3PT%	0-6	0.0%
FT%	2-3	66.7%
3rd FG%	4-15	26.7%
3PT%	0-5	0.0%
FT%	2-2	100%
4th FG%	6-14	42.9%
3PT%	2-5	40.0%
FT%	0-2	0%
GMFG%	20-57	35.1%
3PT%	6-23	26.1%
FT%	6-9	66.6%

Dead Ball Rebounds: 1, 0

Louisville - 76 Record: 11-3

NO. Name	Min	FG M-A	3P M-A	FT M-A	Rebounds OR DR TOT	Fouls PF FD	TP	AS	TO	ST	Blocks BS BA	+/-
0 Laura Ziegler	F 20:36	5-10	1-4	0-0	4 3 7	1 1	11	1	0	1	0 0 18	
4 Mackenly Randolph	F 17:17	1-2	0-1	0-0	1 3 4	0 1	2	1	0	1	1 0 17	
9 Anya Hardy	F 08:45	2-3	0-0	0-0	2 2 4	2 0	4	0	0	0	0 0 1	
11 Elif Istanbuloglu	F 22:37	4-8	0-1	1-2	3 4 7	2 4	9	1	0	1	0 0 13	
22 Tajanna Roberts	G 21:49	4-10	1-1	3-5	0 5 5	1 2	12	2	5	0	0 0 18	
23 Skylar Jones	19:57	4-10	0-2	2-4	2 6 8	2 2	10	1	2	2	0 0 26	
1 Reyna Scott	18:14	1-4	0-2	1-2	0 1 1	1 0	3	2	5	0	0 0 -2	
2 Imari Berry	24:59	2-8	0-3	2-2	4 4 8	1 2	6	7	1	4	1 0 12	
12 Yevhenia Putra	17:05	5-6	0-0	0-0	0 1 1	0 1	3	2	0	0	0 0 9	
24 Grace Mbugua	11:28	1-9	0-2	1-2	4 6 10	3 2	3	0	2	1	2 0 1	
21 Reagan Bender	11:04	1-3	0-2	1-2	0 1 0	1 0	3	2	1	0	1 0 6	
20 Peyton Bradley	06:09	1-4	1-4	0-0	1 1 2	0 0	3	1	0	0	0 0 6	
Team					0 4 4	0 0	0	0				
Totals		31-77	3-22	11-19	24 36 60	15 16	76	18	16	10	5 0 25	

Major Fouls: NONE

Points from		Period by Period Scoring	
Turnovers	15	23	23
Paint	22	44	44
Second Chance	6	18	18
Fast Breaks	6	2	2
Bench	11	38	38
EKU 19		8	10
LOU 14		16	22



Official Basketball Box Score - Final
#17 Tennessee at #16 Louisville
12/20/25 Barclays Center, Brooklyn, NY
2025 Shark Beauty Women's Championship Classic

Game Time: 11:00 AM
Game Duration: 2:00
Attendance: 10,107

Officials: Brenda Portola, Tiera Cruse, Tiffany Bird

#17 Tennessee - 65 Record: 7-3

NO. Name	Min	FG M-A	3P M-A	FT M-A	Rebounds OR DR TOT	Fouls PF FD	TP	AS	TO	ST	Blocks BS BA	+/-
0 Janiah Barker	F 25:11	3-13	0-2	1-3	4 3 7	2 2	7	0	3	1	0 0 -16	
11 Zee Spearman	F 32:57	7-18	3-8	1-3	6 6 12	2 4	18	0	2	1	3 1 -30	
33 Alyssa Latham	F 16:51	1-2	0-1	0-0	0 1 1	0 0	2	0	0	1	0 0 -14	
13 Mia Paudyal	G 28:36	3-11	2-6	2-2	0 4 4	2 2	10	4	3	1	0 0 -22	
5 Talaysia Cooper	G 25:46	6-12	1-3	1-3	0 1 1	4 2	14	4	6	3	0 0 -16	
1 Nya Robertson	26:29	2-7	0-3	0-0	0 1 1	3 0	4	0	1	0	0 0 -15	
25 Deniya Prawl	14:12	1-4	0-1	0-0	2 3 5	2 1	2	0	1	0	0 0 -14	
4 Kaniya Boyd	09:43	1-1	0-0	1-1	0 0 0	2 1	3	1	0	0	0 0 0	
8 Jersey Wolfenbarger	07:56	2-4	0-0	0-2	2 0 2	0 1	4	0	0	1	0 0 6	
15 Jaida Civil	12:19	0-4	0-1	1-2	0 2 2	0 1	1	3	0	1	0 0 1	
Team					1 1 2	0 0	0	1				
Totals		26-76	6-25	7-16	15 22 37	17 14	65	12	17	9	4 2 -24	

Major Fouls: Spearman (TF) 4 9 15

Shooting By Period		
1st FG%	7-20	35.0%
3PT%	3-7	42.9%
FT%	0-0	0%
2nd FG%	7-18	38.9%
3PT%	1-6	16.7%
FT%	4-7	57.1%
3rd FG%	7-19	36.8%
3PT%	1-7	14.3%
FT%	1-3	33.3%
4th FG%	5-19	26.3%
3PT%	1-5	20.0%
FT%	2-6	33.3%
GM FG%	26-76	34.2%
3PT%	6-25	24.0%
FT%	7-16	43.8%

Dead Ball Rebounds: 1, 1

#16 Louisville - 89 Record: 12-3

NO. Name	Min	FG M-A	3P M-A	FT M-A	Rebounds OR DR TOT	Fouls PF FD	TP	AS	TO	ST	Blocks BS BA	+/-
0 Laura Ziegler	F 27:22	4-14	2-6	0-0	3 5 8	0 2	10	6	3	0	0 2 9	
4 Mackenly Randolph	F 27:24	5-7	1-1	0-0	3 5 8	5 0	11	1	2	1	0 0 21	
9 Anya Hardy	F 12:11	2-2	0-0	0-0	1 2 3	2 3	4	0	0	0	0 0 9	
11 Elif Istanbuloglu	F 29:13	3-6	0-1	3-5	3 11 14	4 4	9	1	3	0	1 1 14	
22 Tajanna Roberts	G 33:58	8-18	2-6	0-0	3 2 5	0 0	18	5	3	0	0 1 23	
23 Skylar Jones	21:17	5-10	0-0	0-1	4 4 4	0 2	10	2	4	2	0 0 2	
1 Reyna Scott	20:31	4-7	0-1	4-5	1 0 1	4 2	12	3	2	0	0 0 19	
2 Imari Berry	28:04	6-11	2-4	1-2	3 10 13	2 1	15	3	2	4	0 0 23	
Team					0 3 3	0 0	0	1				
Totals		37-75	7-19	8-13	17 42 59	15 16	89	20	20	12	2 4 24	

Major Fouls: Randolph (TF) 4 9 15

Shooting By Period		
1st FG%	8-16	50.0%
3PT%	0-1	0.0%
FT%	1-2	50%
2nd FG%	10-20	50%
3PT%	1-2	50%
FT%	9-21	42.9%
3PT%	2-4	50%
FT%	2-3	66.7%
4th FG%	10-18	55.6%
3PT%	2-7	28.6%
FT%	4-6	

2025-26 BOX SCORES



Official Basketball Box Score - Final
Virginia Tech at Louisville
01/04/26 KFC Yum! Center, Louisville, KY
2025-26 Women's Basketball

Game Time: 4:02 PM
Game Duration: 1:47
Attendance: 9,554

Officials: Fatou Ossoko-Stephens, Michael Piles, Jeff Wooten

Virginia Tech - 60

Record: 11-5 (1-3)

NO.	Name	Min	FG M-A	3P M-A	FT M-A	Rebounds OR DR TOT	Fouls PF RD	TP	AS	TO	ST	Blocks BS BA	+/-
0	Kilah Freelon	F 26:51	3-4	0-0	2-2	3 4 7	3 3	8	0	3	3	1 0	-15
10	Carys Baker	F 33:44	8-14	0-5	0-0	3 6 9	2 1	16	1	3	2	0 0	-24
1	Carleigh Wenzel	G 32:20	1-10	0-4	3-6	0 2 2	3 4	5	3	3	0	0 1	-24
3	Mackenzie Nelson	G 23:59	2-4	0-1	4-5	0 0 0	1 4	8	1	2	0	0 0	-12
21	Mel Daley	G 12:05	2-4	0-0	0-0	0 1 1	1 0	4	0	1	0	1 0	-16
12	Samyha Suffren	27:55	6-15	0-2	2-2	3 4 7	1 3	14	5	0	3	0 1	-9
30	Aniya Trent	06:58	1-2	0-0	0-0	1 1 2	2 0	2	0	2	0	0 1	-6
2	Leila Wells	10:24	0-1	0-1	0-0	0 0 0	0 0	0	0	0	0	1 0	-10
24	Amani Jenkins	06:12	0-0	0-0	0-0	2 1 3	0 0	0	0	1	0	0 0	-4
34	Kayl Petersen	06:16	0-1	0-1	1-2	1 1 2	1 2	1	0	0	0	0 0	-1
31	Sophie Swanson	13:17	1-4	0-2	0-0	0 0 0	1 0	2	0	2	1	0 0	-4
Team						1 0 1	0	0					
Totals			24-59	0-16	12-17	14 20 34	15 17	60	10	18	9	3 3	-25

Major Fouls: NONE

Dead Ball Rebounds: 4-0

Shooting By Period

1st FG% 5-17 29.4%

3PT% 0-5 0.0%

FT% 2-4 50%

2nd FG% 6-15 40.0%

3PT% 0-5 0.0%

FT% 3-4 75%

3rd FG% 5-10 50.0%

3PT% 0-1 0.0%

FT% 5-5 100%

4th FG% 8-17 47.1%

3PT% 0-5 0.0%

FT% 2-4 50%

GMFG% 24-59 40.7%

3PT% 0-16 0.0%

FT% 12-17 70.6%

Louisville - 85

Record: 14-3 (4-0)

NO.	Name	Min	FG M-A	3P M-A	FT M-A	Rebounds OR DR TOT	Fouls PF RD	TP	AS	TO	ST	Blocks BS BA	+/-
0	Laura Ziegler	F 26:24	6-12	2-4	4-4	4 5 9	1 4	18	4	1	1	0 0	21
4	Mackeny Randolph	F 26:23	5-9	0-0	1-1	2 2 4	3 1	11	0	1	3	0 2	22
9	Anaya Hardy	F 17:31	4-5	0-0	0-1	8 0 8	1 1	8	1	1	1	2 0	15
11	Elif Istanbuloglu	F 29:15	4-8	1-2	0-0	0 3 3	3 3	9	4	1	1	0 0	25
22	Tajanna Roberts	G 30:45	3-12	3-4	0-0	2 3 5	0 0	9	3	3	1	0 1	22
2	Imari Berry	17:31	5-8	3-4	0-0	1 2 3	4 0	13	3	0	0	0 0	11
23	Skylar Jones	12:46	2-7	1-3	1-1	0 1 1	1 2	6	5	3	1	0 0	3
1	Reyna Scott	14:36	3-6	0-0	0-0	1 1 2	1 2	6	2	2	2	1 0	9
12	Yevhenia Putra	07:57	0-0	0-0	0-0	0 2 2	3 1	0	0	1	0	0 0	0
24	Grace Mungua	07:17	2-3	1-1	0-0	0 2 2	0 1	5	0	1	0	0 0	1
21	Reagan Bender	04:03	0-2	0-1	0-0	0 0 0	0 0	0	1	1	0	0 -2	
5	Rebekah Graves	03:32	0-0	0-0	0-0	0 0 0	0 0	0	0	0	0	0 -2	
Team						1 1 2	0	0					
Totals			34-72	11-19	6-7	19 22 41	17 15	85	23	15	11	3 3	25

Major Fouls: NONE

Dead Ball Rebounds: 0-0

Shooting By Period

1st FG% 7-16 43.8%

3PT% 3-3 100.0%

FT% 2-3 66.7%

2nd FG% 11-18 61.1%

3PT% 2-6 33.3%

FT% 1-1 100%

3rd FG% 10-23 43.5%

3PT% 4-7 57.1%

FT% 2-2 100%

4th FG% 6-15 40.0%

3PT% 2-3 66.7%

FT% 1-1 100%

GMFG% 34-72 47.2%

3PT% 11-19 57.9%

FT% 6-7 85.7%

	VT	LOU
Biggest lead	2 (1 st 9:22)	31 (3 rd 8:16)
Best Scoring Run	7 (3 rd 3:09)	9 (3 rd 8:45)
Lead Changes	1	
Times Tied	3	
Time with Lead	00:13	36:21

Points from	VT	LOU
Turnovers	18	17
Paint	30	40
Second Chance	11	17
Fast Breaks	8	9
Bench	19	30

Period by Period Scoring	1st	2nd	3rd	4th	TOT
VT	12	15	15	18	60
LOU	19	25	26	15	85

2025-26 Louisville Cardinals - Photo Roster



0 Laura Ziegler
F | 6-2 | Sr.
Herlev, Denmark
(Saint Joseph's)



1 Reyna Scott
G | 5-10 | Sr.
New York, N.Y.
(Oklahoma)



2 Imari Berry
G | 5-10 | So.
Clarksville, Tenn.
(Clarksville)



4 Mackenly Randolph
F | 6-0 | So.
Los Angeles, Calif.
(Sierra Canyon)



5 Rebekah Graves
G | 5-6 | R-Fr.
Keller, Texas
(Keller)



9 Anaya Hardy
F | 6-3 | So.
Detroit, Mich.
(Renaissance)



11 Elif Istanbuluoglu
F | 6-3 | Jr.
Istanbul, Türkiye
(Fenerbahçe S.K)



12 Yevheniia Putra
F | 6-3 | Fr.
Kyiv, Ukraine
(Universal School)



13 Isla Juffermans
F | 6-4 | So.
Coffs Harbour, Australia
(Centre of Excellence Australia)



20 Peyton Bradley
G | 5-9 | Fr.
Brandenburg, Ky.
(Meade County)



21 Reagan Bender
G | 5-10 | R-Fr.
Louisville, Ky.
(Sacred Heart)



22 Tajiana Roberts
G | 5-10 | So.
San Diego, Calif.
(IMG Academy (FL))



23 Skylar Jones
G/F | 6-0 | Jr.
Chicago, Ill.
(Arizona)



24 Grace Mbugua
F | 6-4 | Fr.
Danville, Ky.
(Danville Christian)

Coaching Staff



Jeff Walz
Head Coach




Jonneshia Pineda
Associate Coach



Shay Robinson
Associate Coach




Amanda Butler
Assistant Coach



Brittany Morris
Assistant Coach



LaMont Russell
Assistant Coach



Selim Aldag
Graduate Assistant



2025-26 Louisville Women's Basketball

Combined Team Statistics

All games

Game Records

Record	Overall	Home	Away	Neutral
ALL GAMES	14-3	10-2	2-0	2-1
CONFERENCE	4-0	2-0	2-0	0-0
NON-CONFERENCE	10-3	8-2	0-0	2-1

Score by Periods

Team	1st	2nd	3rd	4th	OT	TOT
Louisville	348	345	379	330	10	1412
Opponents	270	221	268	233	0	992

Team Box Score

No.	Player				Total		3-Point		F-Throw		Rebounds											
		GP-GS	MIN	AVG	FG-FGA	FG%	3FG-3FGA	3FG%	FT-FTA	FT%	OFF	DEF	TOT	AVG	PF	DQ	A	TO	BLK	STL	PTS	AVG
22	ROBERTS, Tajianna	17-17	477:23	28.1	87-209	.416	32-82	.390	18-24	.750	16	26	42	2.5	15	0	50	29	0	21	224	13.2
0	ZIEGLER, Laura	17-17	461:42	27.2	70-163	.429	27-66	.409	32-34	.941	36	89	125	7.4	14	0	49	23	3	7	199	11.7
2	BERRY, Imari	17-2	362:14	21.3	60-135	.444	21-60	.350	30-35	.857	28	59	87	5.1	30	0	48	24	5	24	171	10.1
23	JONES, Skylar	17-1	317:06	18.7	58-132	.439	12-39	.308	33-46	.717	15	47	62	3.6	33	0	23	27	1	37	161	9.5
11	ISTANBULLUOGLU, Elif	17-17	406:30	23.9	59-126	.468	11-38	.289	23-32	.719	24	64	88	5.2	35	0	20	21	5	11	152	8.9
1	SCOTT, Reyna	17-5	362:23	21.3	49-100	.490	8-22	.364	25-30	.833	12	29	41	2.4	18	0	45	35	5	22	131	7.7
4	RANDOLPH, Mackenly	17-17	346:21	20.4	49-88	.557	6-13	.462	16-20	.800	28	46	74	4.4	31	1	17	12	5	13	120	7.1
9	HARDY, Anaya	15-8	215:27	14.4	38-54	.704	0-0	.000	13-32	.406	45	43	88	5.9	29	0	5	4	8	6	89	5.9
21	BENDER, Reagan	10-1	146:09	14.6	16-33	.485	10-23	.435	8-11	.727	8	12	20	2.0	9	0	15	7	3	8	50	5.0
24	MBUGUA, Grace	3-0	32:13	10.7	5-18	.278	1-5	.200	1-2	.500	4	12	16	5.3	4	0	1	3	3	2	12	4.0
12	PUTRA, Yevheniia	12-0	151:02	12.6	20-40	.500	0-0	.000	7-11	.636	9	29	38	3.2	19	0	5	14	4	4	47	3.9
20	BRADLEY, Peyton	9-0	80:23	8.9	12-34	.353	8-26	.308	2-2	1.000	1	9	10	1.1	6	0	7	5	0	3	34	3.8
5	GRAVES, Rebekah	9-0	66:08	7.3	9-22	.409	4-14	.286	0-0	.000	2	4	6	0.7	5	0	1	2	0	4	22	2.4
Team											16	28	44					5				
Total		17	3425		532-1154	.461	140-388	.361	208-279	.746	244	497	741	43.6	248	1	286	211	42	162	1412	83.1
Opponents		17	3425		383-1003	.382	90-366	.246	136-228	.596	167	410	577	33.9	275	3	181	302	36	98	992	58.4

Team Statistics

	LOU	OPP
Scoring	1412	992
Points per game	83.1	58.4
Scoring margin	+24.7	-
Field goals-att	532-1154	383-1003
Field goal pct	.461	.382
3 point fg-att	140-388	90-366
3-point FG pct	.361	.246
3-pt FG made per game	8.2	5.3
Free throws-att	208-279	136-228
Free throw pct	.746	.596
F-Throws made per game	12.2	8.0
Rebounds	741	577
Rebounds per game	43.6	33.9
Rebounding margin	+9.6	-
Assists	286	181
Assists per game	16.8	10.6
Turnovers	211	302
Turnovers per game	12.4	17.8
Turnover margin	+5.4	-
Assist/turnover ratio	1.4	0.6
Steals	162	98
Steals per game	9.5	5.8
Blocks	42	36
Blocks per game	2.5	2.1
Winning streak	7	-
Home win streak	5	-
Attendance	91415	3626
Home games-Avg/Game	12-7618	2-1813
Neutral site-Avg/Game	-	3-4767

Team Results

Date	Opponent		Score	Att.
11/04/2025	vs UConn	L	66-79	3640
11/09/2025	Northern Ky.	W	89-61	7182
11/12/2025	Colorado	W	74-68	6730
11/16/2025	at Clemson	W	65-54	1004
11/19/2025	Morehead St.	W	96-49	6620
11/22/2025	Kentucky	L	62-72	10442
11/28/2025	Eastern Ill.	W	91-38	6890
11/29/2025	vs ETSU	W	88-50	553
11/30/2025	Bellarmine	W	100-37	6942
12/04/2025	South Carolina	L	77-79	10012
12/07/2025	New Hampshire	W	94-43	6653
12/10/2025	Ball St.	W	93-62	6477
12/14/2025	at North Carolina	Wot	76-66	2622
12/17/2025	Eastern Ky.	W	76-51	6682
12/20/2025	vs Tennessee	W	89-65	10107
01/01/2026	SMU	W	91-58	7191
01/04/2026	Virginia Tech	W	85-60	9594



2025-26 Louisville Women's Basketball

Combined Team Statistics

In Conference games

Game Records

Record	Overall	Home	Away	Neutral
ALL GAMES	4-0	2-0	2-0	0-0
CONFERENCE	4-0	2-0	2-0	0-0
NON-CONFERENCE	0-0	0-0	0-0	0-0

Score by Periods

Team	1st	2nd	3rd	4th	OT	TOT
Louisville	79	79	84	65	10	317
Opponents	61	46	64	67	0	238

Team Box Score

No.	Player				Total		3-Point		F-Throw		Rebounds													
		GP-GS	MIN	AVG	FG-FGA	FG%	3FG-3FGA	3FG%	FT-FTA	FT%	OFF	DEF	TOT	AVG	PF	DQ	A	TO	BLK	STL	PTS	AVG		
0	ZIEGLER, Laura	4-4	131:58	33.0	20-45	.444	7-14	.500	13-14	.929	5	27	32	8.0	4	0	10	6	0	3	60	15.0		
22	ROBERTS, Tajianna	4-4	133:01	33.3	16-51	.314	9-22	.409	6-6	1.000	3	6	9	2.3	2	0	16	10	0	9	47	11.8		
2	BERRY, Imari	4-0	89:54	22.5	16-30	.533	4-12	.333	10-11	.909	10	14	24	6.0	10	0	9	6	1	4	46	11.5		
11	ISTANBULLUOGLU, Elif	4-4	116:52	29.2	18-37	.486	3-10	.300	3-4	.750	7	9	16	4.0	11	0	6	3	1	4	42	10.5		
4	RANDOLPH, Mackenly	4-4	98:37	24.7	12-27	.444	2-6	.333	3-5	.600	6	15	21	5.3	7	0	4	5	1	5	29	7.3		
1	SCOTT, Reyna	4-0	84:35	21.1	12-22	.545	1-3	.333	2-2	1.000	3	7	10	2.5	5	0	11	10	2	3	27	6.8		
23	JONES, Skylar	4-1	68:20	17.1	8-24	.333	1-7	.143	7-7	1.000	0	9	9	2.3	4	0	5	8	0	9	24	6.0		
9	HARDY, Anaya	4-3	33:40	8.4	10-13	.769	0-0	.000	0-1	.000	11	2	13	3.3	5	0	2	1	2	1	20	5.0		
21	BENDER, Reagan	2-0	17:14	8.6	3-5	.600	3-4	.750	0-0	.000	0	0	0	0.0	0	0	1	1	1	1	9	4.5		
24	MBUGUA, Grace	2-0	20:45	10.4	4-9	.444	1-3	.333	0-0	.000	0	6	6	3.0	1	0	1	1	1	1	9	4.5		
12	PUTRA, Yevheniia	2-0	22:41	11.3	2-4	.500	0-0	.000	0-0	.000	2	4	6	3.0	3	0	0	1	0	1	4	2.0		
5	GRAVES, Rebekah	2-0	07:07	3.6	0-1	.000	0-1	.000	0-0	.000	0	0	0	0.0	1	0	0	0	0	0	0	0.0		
20	BRADLEY, Peyton	1-0	00:15	0.2	0-0	.000	0-0	.000	0-0	.000	0	0	0	0.0	0	0	0	0	0	0	0	0.0		
Team											6	7	13					2						
Total		4	825		121-268	.451	31-82	.378	44-50	.880	53	106	159	39.8	53	0	65	54	9	41	317	79.3		
Opponents		4	825		92-219	.420	22-78	.282	32-56	.571	32	94	126	31.5	61	1	41	76	8	22	238	59.5		

Team Statistics

	LOU	OPP
Scoring	317	238
Points per game	79.3	59.5
Scoring margin	+19.8	-
Field goals-att	121-268	92-219
Field goal pct	.451	.420
3 point fg-att	31-82	22-78
3-point FG pct	.378	.282
3-pt FG made per game	7.8	5.5
Free throws-att	44-50	32-56
Free throw pct	.880	.571
F-Throws made per game	11.0	8.0
Rebounds	159	126
Rebounds per game	39.8	31.5
Rebounding margin	+8.3	-
Assists	65	41
Assists per game	16.3	10.3
Turnovers	54	76
Turnovers per game	13.5	19.0
Turnover margin	+5.5	-
Assist/turnover ratio	1.2	0.5
Steals	41	22
Steals per game	10.3	5.5
Blocks	9	8
Blocks per game	2.3	2.0
Winning streak	4	-
Home win streak	2	-
Attendance	16785	3626
Home games-Avg/Game	2-8393	2-1813
Neutral site-Avg/Game	-	0-0

Team Results

Date	Opponent		Score	Att.
11/16/2025	at Clemson	W	65-54	1004
12/14/2025	at North Carolina	Wot	76-66	2622
01/01/2026	SMU	W	91-58	7191
01/04/2026	Virginia Tech	W	85-60	9594