



# 2008-09 BAYLOR BASKETBALL

## GAME DAY NOTEBOOK

### BAYLOR MEN'S BASKETBALL MEDIA RELATIONS

**Chris Yandle [Primary Contact]**

Assistant Media Relations Director

Cell: (254) 652-9068

E-mail: christopher\_yandle@baylor.edu

**Jon Brown [Secondary Contact]**

Assistant Media Relations Director

Cell: (254) 644-3458

E-mail: jonathan\_brown@baylor.edu

**AMR Office: (254) 710-2743**
**Courtside: (254) 710-3955**
**Fax: (254) 710-1369**
**www.BaylorBears.com**

## BAYLOR SCHEDULE/RESULTS

### November

8	TARLETON STATE (Exhibition)	[W] 76-44
15	PAUL QUINN	[W] 108-50
18	CENTENARY (ESPN) <i>ESPN's College Hoops Tip-Off Marathon</i>	[W] 90-55
22	SOUTHERN	[W] 85-43
24	JACKSONVILLE	[W] 76-68
27	vs. Providence (ESPN2) <i>76 Classic (Anaheim, Calif.)</i>	[W] 72-56
28	vs. [14/14] Arizona State (ESPN2) <i>76 Classic (Anaheim, Calif.)</i>	[W] 87-78
30	vs. [19/24] Wake Forest (ESPN2) <i>76 Classic (Anaheim, Calif.)</i>	[L] 74-87

### December

6	at Washington State (FSN) <i>Big 12/Pac 10 Hardwood Series</i>	[W] 58-52
13	PRAIRIE VIEW A&M (FSNSW)	[W] 90-63
20	TEXAS-ARLINGTON	[W] 79-76
22	HARTFORD (FSNSW)	[W] 74-59
29	PORTLAND STATE	[W] 79-66
31	JACKSON STATE (FSNSW)	[W] 113-78

### January

2	SOUTH CAROLINA (FSNSW)	[L] 84-85
10	• TEXAS TECH (Big 12)	[W] 73-61
14	• at Texas A&M (ESPN2)	[L] 73-84
17	• OKLAHOMA STATE (Big 12)	[W] 98-92 (ot)
21	• at Kansas State (ESPN2)	[W] 83-65
24	• at [6/5] Oklahoma (ESPNU)	[L] 76-95
27	• [11/12] TEXAS (Big 12)	[L] 72-78
31	• at Missouri (Big 12)	[L] 72-89

### February

2	• [21/24] KANSAS (ESPN)	[L] 65-75
7	• at Texas Tech (ESPNU)	[L] 76-83
11	• [2/2] OKLAHOMA (ESPN2)	[L] 63-78
14	• TEXAS A&M (FSNSW)	[W] 72-68
21	• at Oklahoma State (Big 12)	[L] 74-84
24	• at Iowa State (Big 12)	[L] 62-71
28	• COLORADO (Big 12)	[W] 75-57

### March

2	• at Texas (ESPN)	[L] 57-73
7	• NEBRASKA (Big 12)	3 p.m.
11-14	at Phillips 66 Big 12 Men's Championship	
11	vs. No. 8 Nebraska (Big 12) <i>Phillips 66 Big 12 Men's Championship</i>	11:30 a.m.

All dates and times are Central and subject to change.  
Home games in **BOLD CAPS** played at Ferrell Center.  
• Big 12 Conference game  
(Televised Games)



### BAYLOR BEARS

**2008-09 Record:** 17-12  
**Big 12 Record:** 5-10  
**Ranking (AP/ESPN):** NR/NR  
**Last Game:** L, 57-73 at Texas  
**Head Coach:** Scott Drew  
**Career Record:** 94-103 (7th season)  
**Record at BU:** 74-92 (6th season)  
**vs. Nebraska:** 2-3



### NEBRASKA CORNHUSKERS

**2008-09 Record:** 17-11  
**Big 12 Record:** 7-8  
**Ranking (AP/ESPN):** NR/NR  
**Last Game:** W, 77-61 over Iowa State  
**Head Coach:** Doc Sadler  
**Career Record:** 222-95 (10th season)  
**Record at NU:** 54-38 (3rd season)  
**vs. Baylor:** 0-2

## GAME RESET

- **Date:** Saturday, March 7, 2009
- **Tip-Off:** 3 p.m. CT
- **Location:** Waco, Texas
- **Arena:** Ferrell Center (10,284)
- **Television:** Big 12 Network (rebranded ESPN Plus)  
*The CW, KBTX-DT2 locally in Central Texas*  
*Also available on ESPN Full Court*
- **Talent:** Brad Sham (pxp), Stephen Howard (color)  
 BaylorBears.com
- **Radio:** Baylor ISP Sports Network  
 ESPN/KRZI 1660 AM (Waco)/Sirius Satellite (Ch. 161)  
 BaylorBears.com
- **Talent:** John Morris (pxp), Pat Nunley (color)
- **Live Stats:** BaylorBears.com
- **Web Stream:** ESPN360.com and BaylorBears.com  
 (live audio)
- **Series:** Nebraska leads 11-7
- **Tickets:** (254) 710-1000

## GAME NIGHT STORY LINES

- In the regular season finale, Baylor will attempt to tie the Ferrell Center record for single-season home wins Saturday when the Bears host the Nebraska Cornhuskers for Senior Day. Tip-off is set for 3 p.m. on the Big 12 Network.
- With Nebraska's win over Iowa State Wednesday night, Baylor has clinched the No. 9 seed in the 2009 Phillips 66 Big 12 Men's Championship. The teams will meet again in the opening game of the tournament at 11:30 a.m. on March 11.
- Over the last nine seasons, Baylor is 23-30 (.434) vs. Big 12 North schools.
- **Tweety Carter** has made at least one 3-point field goal in 17 consecutive games — the seventh-longest streak in BU history.
- Baylor is 11-0 when shooting 50 percent or better from the floor this season.
- Baylor is 9-35 under **Scott Drew** when allowing 80-plus points (1-7 this season).
- Baylor has trailed at halftime in 11 of its 15 Big 12 games this season (1-10 in those games).
- Baylor has made at least one 3-point field goal in 541 straight games.
- Baylor seniors **Curtis Jerrells**, **Henry Dugat** and **Kevin Rogers** have accounted for 49.1 percent of the Bears' offense since arriving in 2005-06. The trio has scored 4,057 of Baylor's 8,268 points in 109 games.
- **Henry Dugat** is averaging 6.6 points over the last 12 games (13.4 points through first 17 games).
- **Curtis Jerrells** is one of six players in Baylor history to amass 1,600 or more points in a career.
- **LaceDarius Dunn** is 13-for-52 from 3-point range in his last 10 games (25.0 percent) — Baylor is 2-8 over that stretch.
- **Curtis Jerrells** is Baylor's all-time career leader in games started (109) and minutes played (3,591).
- Four of the top seven 3-point shooters in Baylor history are on the current 2008-09 roster — **Curtis Jerrells** (195), **Tweety Carter** (174), **Henry Dugat** (154) and **LaceDarius Dunn** (152).

## BAYLOR'S PROJECTED STARTING LINEUP

No	Name	Pos	Ht	Wt	Cl-Exp	PPG	RPG	APG	Notes
23	Kevin Rogers	F	6-9	250	Sr-3L	12.1	7.4	0.9*	10th all-time in scoring at Baylor (1,232)
50	Josh Lomers	C	7-0	280	Jr.-2L	2.8	1.5	0.1*	Averaging 8.5 minutes in 13 Big 12 games
24	LaceDarius Dunn	G	6-4	196	So.-1L	15.0	4.4	0.4	13-of-52 3FG last 10 games (BU 2-8)
0	Curtis Jerrells	G	6-1	205	Sr-3L	16.3	4.7	5.1	One of 6 players in BU history with 1,600 pts
45	Tweety Carter	G	5-11	185	Jr.-2L	11.5	2.7	3.1	3FG in 17 consecutive games

### Top Reserves

4	Quincy Acy	F	6-7	205	Fr.-HS	6.2	4.0	1.1*	Averaging 4.6 pts in last 9 games
5	Henry Dugat	G	6-0	173	Sr-3L	10.6	3.2	2.3	19.0 3FG pct in Big 12 play (8-of-42)
15	Mamadou Diene	C	7-1	255	Sr-3L	1.8	1.6	0.8*	87 of 137 career blocks in 55 Big 12 games
41	Anthony Jones	F	6-10	196	Fr.-HS	3.5	1.7	0.8*	Averaging 15.2 minutes in last 5 games

\*blocks per game



## HEAD COACH SCOTT DREW

### Sixth season at Baylor quick facts

<b>Born</b>	Oct. 23, 1970 (Kansas City, Mo.)
<b>Education</b>	Butler, 1993 - B.A. Valparaiso, 1994 - M.A.
<b>Experience</b>	Valparaiso assistant coach, 1993-2001 Valparaiso associate head coach, 2001-02 Valparaiso head coach, 2002-03 <b>Baylor head coach, 2003-present</b>

#### Career Highlights

- 1 NCAA Tournament appearance as head coach
- 1 NCAA Sweet 16 appearance as assistant coach
- 6 NCAA Tournament appearances as assistant coach
- 1 NIT appearance as head coach
- 7 conference titles as assistant coach
- 7 conference tournament titles as assistant coach
- 10 20-plus-win seasons (2 as head coach)

#### Head Coaching Year-by-Year Record

VALPARAISO [2002-03]			
2002-03	20-11	NIT, first round	
<b>1 year</b>	<b>20-11 (.645)</b>		
BAYLOR [2003-present]			
2003-04	8-21		
2004-05	9-19		
2005-06	4-13		
2006-07	15-16		
2007-08	21-11	NCAA, first round	
2008-09	17-12		
<b>6 years</b>	<b>74-92 (.446)</b>		

#### Drew vs. 2008-09 Opponents

Opponent	Career W-L	Baylor W-L	Valpo W-L
Arizona State	1-0	1-0	—
Centenary	3-0	3-0	—
Charlotte	1-0	—	1-0
Colorado	4-4	4-4	—
Hartford	1-0	—	—
Iowa State	3-4	3-4	—
Jackson State	2-0	2-0	—
Jacksonville	1-0	1-0	—
Kansas	0-6	0-6	—
Kansas State	3-3	3-3	—
Missouri	3-5	3-4	0-1
<b>Nebraska</b>	<b>2-3</b>	<b>2-3</b>	—
Oklahoma	0-12	0-12	—
Oklahoma State	3-9	3-9	—
Paul Quinn	1-0	1-0	—
Portland State	1-0	1-0	—
Prairie View A&M	4-0	4-0	—
Providence	1-0	1-0	—
South Carolina	1-2	1-2	—
Southern (La.)	3-0	3-0	—
Texas	0-13	0-13	—
Texas A&M	4-8	4-8	—
Texas Tech	5-7	5-7	—
UT Arlington	1-0	1-0	—
Wake Forest	0-1	0-1	—
Washington State	1-1	1-1	—
<b>TOTAL</b>	<b>94-103</b>	<b>74-92</b>	<b>20-11</b>

## BAYLOR MEN'S BASKETBALL WEEKLY MEDIA PLANNER [WEEK 18: TEXAS/NEBRASKA]

All practices are closed. For more information on covering Baylor men's basketball, please contact Assistant MRD Chris Yandle.

SUNDAY March 1	MONDAY March 2	TUESDAY March 3	WEDNESDAY March 4	THURSDAY March 5	FRIDAY March 6	SATURDAY March 7
NO INTERVIEWS	<b>Big 12 Teleconference</b> 10:30 a.m.  <b>Game 29</b> Texas 73 Baylor 57	NO INTERVIEWS	NO INTERVIEWS	<b>Interviews</b> 2:30 p.m. Ferrell Center	NO INTERVIEWS	<b>Game 30</b> Nebraska at Baylor 3 p.m. Ferrell Center

### SERIES HISTORY

- Baylor has won the last two meetings, but Nebraska leads the all-time series 11-7.
- Baylor leads the series 4-3 in Waco (4-2 at the Ferrell Center).
- Baylor has been held to less than 70 points in 14 of the 18 series meetings — the Bears have reached the 70-point plateau only once in five games under head coach **Scott Drew**.

### NEBRASKA SCOUTING REPORT

- Currently standing in eighth place in the latest Big 12 standings, the Nebraska Cornhuskers posted a 77-61 win over Iowa State Wednesday night that solidified Baylor as the No. 9 seed in next week's Phillips 66 Big 12 Men's Championship.
- The Huskers, which are 4-4 in their last eight games, are led by leading scorer **Ade Dagunduro**, who is averaging 12.8 points in 28 games. In addition to leading the team in rebounding (4.4), Dagunduro is also Nebraska's best shooter at 53.5 percent from the floor. **Paul Velander** is the Huskers' best long-distance threat at 43.3 percent from 3-point range (58-of-134).
- Nebraska (17-11, 7-8) is 2-5 on the road in the Big 12 this season and has lost its last three conference road tests by an average of 15.0 points. The Huskers posted back-to-back road wins at Texas Tech and Colorado before their current three-game road skid.
- As a team, the Huskers have only 49 blocked shots in 28 games — Baylor has 48 in 15 Big 12 contests. Three Bears have more blocks than Nebraska's leading shot blocker, **Toney McCray** (15) — **Quincy Acy** (32), **Kevin Rogers** (27) and **Mamadou Diene** (17).

### LAST TIME VS. NEBRASKA - JAN. 19, 2008

- **Henry Dugat** had 19 points and hit a runner in the lane with 1:10 left to put Baylor ahead for good as the Bears snapped a 25-game Big 12 Conference road losing streak by downing Nebraska 72-70.
- Nebraska made just two field goals in the last nine minutes of the game. The Huskers hit 10 of 12 free throws in the final 3:34 after struggling from the line earlier in the game. Nebraska finished 21 of 34. Baylor hit 20 of 26 free throws.
- The Bears hit their first three shots of the second half to erase Nebraska's five-point halftime lead. Baylor led 49-45 when Nebraska put together a 9-0 run, taking a 54-49 lead on Aleks Maric's dunk with 9:33 left.
- Baylor answered with nine straight points to go up 58-54 on **Aaron Bruce**'s jumper with 5:32 remaining. The game stayed close to the end with Nebraska taking its last lead 64-63 on Maric's free throws with 2:15 left.
- **Curtis Jerrells'** 3-pointer from the top of the key put Baylor up 66-64 and Dugat's runner made it 68-64. Nebraska didn't get closer than three until Sek Henry's 3-pointer at the buzzer.
- The Bears had raced out to a 13-3 lead in the first 3 1/2 minutes of the game. Trailing 24-17 after Dugat's 3-pointer with 8:51 left in the half, Nebraska clamped down defensively, holding the Bears to just two field goals and a free throw in the remainder of the half. The Huskers outscored Baylor 18-6 in that stretch to lead 35-30 at half.
- Joining Dugat in double figures were **Kevin Rogers** with 13 points, **LaceDarius Dunn** with 12 and Bruce with 11.

### LAST TIME OUT - TEXAS 73, BAYLOR 57

- Baylor saw its losing streak to Texas extend to 24 games as the Bears lost 73-57 at the Frank Erwin Center on ESPN's Big Monday.
- A.J. Abrams and Justin Mason each scored 14 points for the Longhorns, while **LaceDarius Dunn** and **Curtis Jerrells** paced the Bears with 15 and 14 points, respectively.
- Baylor finished the regular season with a 1-7 Big 12 road record.
- Baylor scored 24 points in the first half, tying its season-low for first-half points set earlier this season against the Longhorns in Waco.
- Baylor shot a season-low 31.6 percent from the floor (18-57), the lowest shooting percentage since shooting 30.3 percent (20-66) against Kansas during the 2006-07 season.

### NEBRASKA QUICK FACTS

**Location:** Lincoln, Neb.  
**Founded:** 1869  
**Enrollment:** 22,000  
**Nickname:** Cornhuskers (Huskers)  
**Colors:** Scarlet & Cream  
**Affiliation:** NCAA Division I  
**Conference:** Big 12  
**Arena:** Bob Devaney Sports Center  
**Capacity:** 13,595  
**Chancellor:** Harvey S. Perlman  
**Athletics Director:** Tom Osborne  
**Web Site:** Huskers.com

### STATISTICAL COMPARISON

	<b>N</b>	<b>B</b>
Scoring	64.8	77.9
Scoring Defense	59.4	71.3
Scoring Margin	+5.4	+6.6
Field Goals - Made	628	770
Field Goals - Attempted	1416	1671
Field Goal Pct	44.4	46.1
Field Goal Pct Defense	42.4	43.6
3-Pt Field Goals - Made	187	240
3-Pt Field Goals - Attempted	501	662
3-Pt Field Goal Pct	37.3	36.3
3-Pt Field Goal Pct Defense	33.1	34.7
Free Throws - Made	370	480
Free Throws - Attempted	540	679
Free Throw Pct	68.5	70.7
Total Rebounds	794	1007
Offensive Rebounds	211	319
Defensive Rebounds	583	688
Rebounds per game	28.4	34.7
Rebounding Margin	-5.6	-0.9
Assists	372	372
Assists per game	13.3	12.8
Turnovers	326	372
Turnovers per game	11.6	12.8
Turnover margin	+5.6	+1.8
Assist/Turnover Ratio	1.1	1.0
Steals	237	210
Steals per game	8.5	7.2
Blocks	49	118
Blocks per game	1.8	4.1

## 2008-09 BAYLOR NUMERICAL ROSTER

No	Name	Pos	Ht	Wt	Cl-Exp	Hometown/High School (Previous School)
0	Curtis Jerrells	G	6-1	201	Sr.-3L	Austin, Texas/Del Valle
1	Kendall Wright	G	6-0	180	Fr.-HS	Pittsburg, Texas/Pittsburg
2	Duran Diaz*	G/F	6-3	201	So.-TR	Kennedale, Texas/Kennedale (Grambling State)
3	Fred Ellis	F	6-6	210	Fr.-RS	Sacramento, Calif./Sacramento
4	Quincy Acy	F	6-7	215	Fr.-HS	Mesquite, Texas/Horn
5	Henry Dugat	G	6-0	177	Sr.-3L	Dayton, Texas/Dayton
11	Delbert Simpson	F	6-8	224	Sr.-1L	Tyler, Texas/Tyler (Tyler JC)
15	Mamadou Diene	C	7-1	246	Sr.-3L	Yeumbeul, Senegal/Jean de la Fontaine
23	Kevin Rogers	F	6-9	250	Sr.-3L	Dallas, Texas/South Oak Cliff
24	LaceDarius Dunn	G	6-4	201	So.-1L	Monroe, La./Excelsior Christian School
41	Anthony Jones	F	6-10	196	Fr.-HS	Houston, Texas/Yates
45	Tweety Carter	G	5-11	185	Jr.-2L	Reserve, La./Reserve Christian School
50	Josh Lomers	C	7-0	280	Jr.-2L	Boerne, Texas/Boerne
51	Ekpe Udoh*	F/C	6-10	236	Jr.-TR	Edmond, Okla./Santa Fe HS (Michigan)

\* sitting out 2008-09 season to satisfy NCAA transfer rules

## BASKETBALL STAFF

**Head Coach:** Scott Drew (Butler, 1993)

**Assistant Coach:** Matthew Driscoll (Slippery Rock, 1992)

**Assistant Coach:** Mark Morefield (Valparaiso, 1998)

**Assistant Coach:** Jerome Tang (Charter Oak State, 2007)

**Director of Basketball Operations:** Stephen Brough (Miami [Ohio], 1996)

**Coordinator of Basketball Operations:** Paul Mills (Texas A&M, 1996)

**Director of Player Development:** Dwon Clifton (UNC Greensboro, 2005)

## PRONUNCIATION GUIDE

<b>Mamadou</b>	MAH-mah-doo
<b>Diene</b>	jee-EHN [like "G-N"]
<b>Henry Dugat</b>	DOO-got
<b>LaceDarius Dunn</b>	lace-DARE-ee-us
<b>Curtis Jerrells</b>	JEHR-els
<b>Josh Lomers</b>	LOH-muhrs
<b>Ekpe Udoh</b>	EPP-Ay YOU-Doe

## UP NEXT - PHILLIPS 66 BIG 12 MEN'S CHAMPIONSHIP

- Following Senior Day, Baylor will begin its quest for a Big 12 championship when the Bears head north for the 2009 Phillips 66 Big 12 Men's Championship at the Ford Center in Oklahoma City March 11-14. The No. 9 seed in the four-day tournament, Baylor will play No. 8 Nebraska at 11:30 a.m. on Wednesday, March 11.

## THE 2008-09 BIG 12 NETWORK TELEVISION PACKAGE

- This season for the first time, regionally syndicated games are televised on the **Big 12 Network** as part of the conference's agreement with ESPN Regional Television.
- The games, previously branded as ESPN Plus, are broadcast throughout the conference's geographic footprint. Many of the Big 12 Network games are available as part of ESPN Full Court, the pay subscription college basketball outer-market service. In addition, numerous games are available 72 hours after completion via the newly-designed Big 12 web site at **Big12Sports.com**.

## STATIONS CARRYING THE NEBRASKA GAME INCLUDE:

**TEXAS MARKETS:** Abilene/Sweetwater - KIDZ-LP; Austin - KNVA; Beaumont/Port Arthur - KBTB; Dallas/Forth Worth - KTXA; Houston - KNWS; Lubbock - KMYL; Odessa/Midland - KOSA-DT2; San Antonio/Austin - KCWX-DT1; Sherman - KXII-DT2; Tyler/Longview/Lufkin - KFXK; **Waco/Temple/Bryan - The CW (Time Warner Channel 165/Grande Channel 15) and KBTX-DT2**

**OUT-OF-STATE MARKETS:** Cedar Rapids/Waterloo, Iowa - KFXA-DT; Chicago, Ill. - WLS-DT2; Columbia/Jefferson, Mo. - KQFX; Denver, Colo. - Altitude; Des Moines/Ames, Iowa - WOJ; Fort Smith/Fayetteville/Springfield, Ark. - KFTA-DT1; Joplin/Pittsburg, Kan. - KFJX-DT; Kansas City, Mo. - KMCI; La Crosse/Eau Claire, Wis. - KQEG-CA; Lincoln/Hastings, Neb. - KLKN; Little Rock/Pine Bluff, Ark. - KASN-DT1; North Platte, Neb. - KIIT-LP; Oklahoma City, Okla. - KOGB; Omaha, Neb. - KXVO; Peoria/Bloomington, Ill. - WAOE-DT; Providence/New Britain, R.I. - COX-NE; Sioux City, Iowa - KPTH-DT2; St. Louis, Mo. - WRBU; Toledo, Ohio - WWTG-DT2; Topeka, Kan. - KSNT; Tulsa, Okla. - KJRH; Wichita/Hutchinson, Kan. - KMTW; ESPN Full Court and ESPN360.com

## IT'S A LOCK, BAYLOR NO. 9 SEED IN BIG 12 CHAMPIONSHIP

- With Nebraska's win vs. Iowa State on March 4, Baylor solidified the No. 9 seed in the 2009 Phillips 66 Big 12 Men's Championship.
- Baylor is 1-2 in the Big 12 Tournament as a No. 9 seed, losing to No. 8 Oklahoma State in 1997 and beating No. 8 Nebraska before falling to top-seeded Iowa State in 2000.
- Baylor is 5-11 all-time in the Big 12 Tournament (1-4 under head coach **Scott Drew**).

## LOMERS NAMED TO ACADEMIC ALL-BIG 12 FIRST TEAM

- Josh Lomers** was selected to the 2009 Academic All-Big 12 Men's Basketball Team, the league office announced on March 4. Lomers, a human resources management and finance major, became the first Baylor player in the Big 12 era to earn back-to-back first-team honors.
- Texas led the league with the most honorees, placing six student-athletes on the squad — four on the first team and two on the second.
- Nominated by each institution's director of student-athlete support services and media relations offices, the men's basketball academic all-league squad consisted of 17 first-team members combined with 11 on the second team. First-team members have recorded a 3.20 or better GPA, while the second team are those with a 3.00 to 3.19 GPA.

## BAYLOR ACADEMIC ALL-BIG 12 SELECTIONS

**1997:** Doug Brandt (1st); **1998:** John Perkins (1st), **1999:** Austin Allen (hm); Grant McCasland (hm); **2002:** Logan Kosmalski (1st), Chad Henry (2nd), Kevin Henry (2nd), Andre White (2nd); **2003:** Andre White (2nd); **2004:** Robbie McKenzie (1st); **2006:** Mark Shepherd (1st), Aaron Bruce (2nd); **2008:** Josh Lomers (1st), Mark Shepherd (1st); **2009:** Josh Lomers (1st)

## FERRELL CENTER SINGLE-SEASON WINS MARK ON THE LINE

- Through 17 home games, Baylor is 13-4 at the Ferrell Center — one win shy of tying the facility's single-season record.
- Baylor posted identical 14-3 records during the 1996-97 and 2000-01 seasons.
- Baylor is 38-13 (.745) at the Ferrell Center in the last three seasons under head coach **Scott Drew**.



## BIG 12 MEN'S BASKETBALL STANDINGS

(as of March 5, 2009)

	Big 12	Pct	All	Pct
[1] Kansas	12-1	.923	23-5	.821
Oklahoma	12-3	.800	26-4	.867
Missouri	12-3	.800	25-5	.833
Oklahoma State	9-6	.600	20-9	.690
Texas	9-6	.600	20-9	.690
Texas A&M	8-7	.533	22-8	.733
Kansas State	8-7	.533	20-10	.667
[8] Nebraska	7-8	.467	17-11	.607
[9] BAYLOR	5-10	.333	17-12	.586
Iowa State	3-12	.200	14-16	.467
Texas Tech	3-12	.200	13-17	.433
[12] Colorado	1-14	.067	9-20	.310

## BIG 12 COACHES TELECONFERENCE

The Big 12 weekly coaches teleconferences will be held: Mondays (**March 9, 16**). Contact Chris Yandle (254-710-3638) or Rob Carolla (469-524-1011) for dialing information.

Time	Coach
10:00 - 10:10 a.m.	Bill Self, Kansas
10:10 - 10:20 a.m.	Mark Turgeon, Texas A&M
10:20 - 10:30 a.m.	Travis Ford, Oklahoma State
<b>10:30 - 10:40 a.m.</b>	<b>SCOTT DREW, BAYLOR</b>
10:40 - 10:50 a.m.	Mike Anderson, Missouri
10:50 - 11:00 a.m.	Pat Knight, Texas Tech
11:00 - 11:10 a.m.	Jeff Bzdelik, Colorado
11:10 - 11:20 a.m.	Frank Martin, Kansas State
11:20 - 11:30 a.m.	Jeff Capel, Oklahoma
11:30 - 11:40 a.m.	Doc Sadler, Nebraska
11:40 - 11:50 a.m.	Rick Barnes, Texas
11:50 - Noon	Greg McDermott, Iowa State

## Replays &amp; Internet Audio

- A live audio stream of the teleconference can be heard at [www.big12sports.com](http://www.big12sports.com)
- A replay of the teleconference will be available. Please contact the Big 12 communications staff for the call-in and replay phone numbers.

## MEDIA SERVICES

## INTERVIEWS

Head coach Scott Drew and Baylor players are available for interviews in person or by telephone on Mondays and Thursdays from 2:30-3:10 p.m., upon 24 hours advance notice.

**All interviews with Baylor student-athletes must be coordinated through the Athletic Media Relations Office (254-710-2743).**

## PRACTICE

Baylor's practices are closed to the media.

## POSTGAME INTERVIEWS

The BU locker room is closed to the media following games. Coach Drew and players will be available for interviews in the Ferrell Center Media Room following the NCAA 10-minute cooling off period.

## NATIONAL RANKINGS

## Associated Press Top 25 (March 2)

1.	Connecticut (67)	27-2	1,792	2
2.	North Carolina (3)	25-3	1,678	4
3.	Pittsburgh (1)	26-3	1,612	1
4.	<b>Oklahoma</b>	<b>26-3</b>	<b>1,576</b>	<b>3</b>
5.	Memphis (1)	26-3	1,543	5
6.	Louisville	23-5	1,462	6
7.	Duke	24-5	1,340	7
8.	Michigan State	23-5	1,302	9
9.	<b>Kansas</b>	<b>24-5</b>	<b>1,190</b>	<b>15</b>
10.	<b>Wake Forest</b>	<b>22-5</b>	<b>1,158</b>	<b>13</b>
11.	Villanova	23-6	913	10
12.	LSU	25-4	894	18
13.	Marquette	23-6	860	8
14.	Gonzaga	23-5	837	17
15.	<b>Missouri</b>	<b>24-5</b>	<b>795</b>	<b>11</b>
16.	Washington	22-7	704	21
17.	Xavier	23-5	629	19
18.	Clemson	22-6	564	12
19.	Purdue	22-7	545	16
20.	UCLA	22-7	497	22
21.	<b>Arizona State</b>	<b>21-7</b>	<b>347</b>	<b>14</b>
22.	Butler	25-4	302	24
23.	Illinois	23-7	287	20
24.	Florida State	22-7	272	23
25.	Syracuse	21-8	99	NR

## OTHERS RECEIVING VOTES:

Creighton 52, BYU 41, Utah 22, Saint Mary's 13, Dayton 11, West Virginia 10, Davidson 9, **Texas 9**, California 8, **South Carolina 7**, **Providence 7**, **Washington State 4**, Arizona 3, **Oklahoma State 2**, Boston College 1, Rhode Island 1, American 1, Utah State 1.

DROPPED FROM RANKINGS: **Texas 25**.

## ESPN/USA Today Coaches' Poll (March 2)

1.	Connecticut (27)	27-2	769	2
2.	North Carolina	25-3	711	5
3.	Memphis (4)	26-3	698	4
4.	Pittsburgh	26-3	667	1
5.	<b>Oklahoma</b>	<b>26-3</b>	<b>653</b>	<b>3</b>
6.	Louisville	23-5	630	6
7.	Duke	24-5	597	7
8.	Michigan State	23-5	557	9
9.	<b>Kansas</b>	<b>24-5</b>	<b>509</b>	<b>15</b>
10.	<b>Wake Forest</b>	<b>22-5</b>	<b>480</b>	<b>14</b>
11.	LSU	25-4	420	18
12.	<b>Missouri</b>	<b>24-5</b>	<b>377</b>	<b>8</b>
13.	Washington	22-7	346	21
14.	Gonzaga	23-5	339	17
15.	Marquette	23-6	327	10
16.	Villanova	23-6	324	12
17.	UCLA	22-7	295	19
18.	Xavier	23-5	260	22
19.	Clemson	22-6	219	13
20.	Purdue	22-7	211	16
21.	<b>Arizona State</b>	<b>21-7</b>	<b>189</b>	<b>11</b>
22.	Butler	25-4	168	23
23.	Illinois	23-7	107	20
24.	Florida State	22-7	67	25
25.	Syracuse	21-8	37	NR

## OTHERS RECEIVING VOTES:

Saint Mary's 26, Utah State 17, **Texas 15**, Creighton 13, BYU 12, Utah 10, Dayton 9, California 6, **Providence 4**, Boston College 4, West Virginia 2.

DROPPED FROM RANKINGS: **Texas 24**.

## THIS MONTH IN BAYLOR BASKETBALL HISTORY [MARCH]

- Baylor is 5-12 all-time in March under head coach **Scott Drew**.

## ON THIS DATE IN BAYLOR BASKETBALL HISTORY [MARCH 7]

- Baylor is 0-3 on March 7 and 0-1 in the Big 12 era.

Year	Result	Score	Opponent	Rank (BU/Opp)	Location	Next Game (Result)
1983	L	55-57	Texas Tech	-/-	Lubbock, Texas	season concluded
1996	L	65-86	Texas	-/-	Dallas, Texas	season concluded
2002	L	73-74 (ot)	Kansas State	-/-	Kansas City, Mo.	season concluded

## SENIOR CLASS CAPSULES

- Prior to the start of Saturday's game, Baylor will honor two student managers and four student-athletes in Senior Day festivities.

## 2009 BAYLOR SENIOR CLASS CAPSULES

## Ty Beard and Will Phipps, Senior Managers

**Mamadou Diene:** He ranks second in both career blocks (137) and career blocks per game (1.54) in school history behind only current L.A. Clipper Brian Skinner...A gregarious crowd and campus favorite, he is known as "The Mayor"...He became the first Baylor male and first Big 12 men's basketball student-athlete to be named Big 12 Sportsman of the Year in 2008...He was the first signee of the Scott Drew era at Baylor.

**Henry Dugan:** He is known for his highlight-reel quality drives, dunks and blocks, while also praised by the coaching staff for his defensive skills...He ranks sixth all-time at Baylor with 138 career steals...Earlier this season, he became the 21st player in school history to score 1,000 career points and currently ranks 14th all-time with 1,167...He ranks sixth all-time with 154 3-point field goals.

**Curtis Jerrells:** He became the first player in school history to lead the team in scoring and assists all four seasons at Baylor...He ranks in the sixth in school history with 1,658 career points...He is one of only two players in Baylor history to amass 1,000 points, 400 assists and 100 steals...A First Team All-Big 12 guard in 2008, he recorded only the fourth triple-double earlier this season vs. Hartford...He holds the Baylor career record for games started and minutes played.

**Kevin Rogers:** He ranks fifth all-time at Baylor with 784 career rebounds and sixth with 81 blocked shots...Earlier this season, he became the 22nd player in school history with 1,000 career points and currently ranks 10th all-time with 1,232...He is one of only seven players in school history with 1,000 points and 700 rebounds...He ranks sixth all-time at Baylor with 23 double-doubles.

## A ROAD WIN IN THE BIG 12 IS HARD TO FIND

- With a 73-57 loss at Texas on March 2, Baylor fell to 6-42 in its last 48 Big 12 road games, including a 5-11 mark dating back to last season (4-4 in 2008-09, 1-7 this season).
- **Baylor has lost six-straight Big 12 road games.**
- Baylor's 18-point win at Kansas State in January was its first win in Manhattan under **Scott Drew**.

## BEARS MORE SUCCESSFUL VS. BIG 12 NORTH

- Over the last nine seasons, Baylor has had much more success against Big 12 North schools than those in the South. BU is 23-30 (.434) vs. Big 12 North and just 18-71 (.202) vs. Big 12 South.
- The Bears are 2-3 vs. the Big 12 North this season.

## FERRELL CENTER FINALES

- Baylor is 9-11 in regular season home finales in the 21-year history of the Ferrell Center.
- After posting a 4-4 record in home finales as a member of the old Southwest Conference, Baylor is 5-7 in the Big 12 era.
- Last season, Baylor fell to Texas A&M, 71-57, on Senior Day.

## JERRELLS REACHES THE SUMMIT

- With a start at Texas in his native Austin on March 2, senior guard **Curtis Jerrells** became the Baylor career leader with his 109th start. In fact, he has started every game on his Baylor career.
- In addition to owning the record for games started, Jerrells also holds the career record for minutes played (3,591).

## ROGERS MOVES INTO 10TH ON BAYLOR SCORING LIST

- Senior forward **Kevin Rogers** scored seven points in Baylor's loss at Texas on March 2, but did move into the school's top 10 in career scoring. With his final two points of the game, Rogers (1,232) surpassed **Vinnie "The Microwave" Johnson** (1,231) for 10th place all-time.
- Rogers is within striking distance of **Doug Brandt** (1,263) for ninth place all-time.
- Rogers is one of 13 players in Baylor history with 1,200-plus points.

## CLOSING IN ON THE NARROW MARGIN

- While **Kevin Rogers** is firmly set among Baylor's top 10 all-time scorers, he is still chasing another career milestone.
- Rogers, currently in fifth place all-time with 784 career rebounds, needs 16 more boards to become just the fifth player in school history with 800 career rebounds.
- If Rogers reaches 800, he could have a chance to pass **Terry Teagle** (805) for fourth place all-time.

## TRACKING ANOTHER 3-POINT STREAK

- Junior **Tweety Carter** has made at least one 3-point field goal in 17 consecutive games — tied for the seventh-longest streak in BU history.
- Carter has made a 3-point field goal in 24 of his 26 games this season, failing to connect from downtown vs. Providence (0-2) on Nov. 27 and vs. Portland State (0-4) on Dec. 29.
- Carter is three games away from becoming only the fourth player in Baylor history with a streak of 20 games or more.
- Earlier this season, **LaceDarius Dunn**'s streak of 28 consecutive games with at least one 3-point field goal was snapped on Feb. 11 vs. Oklahoma at the Ferrell Center.

## CONSECUTIVE GAMES WITH 3-POINT FG STREAKS (SINCE 1986)

Player [Season(s)]	Streak	Dates
Tevis Stukes [1999-2000]	29	11/20/99-3/10/00
LaceDarius Dunn [2007-08, 2008-09]	28	3/1/08-2/7/09
Aaron Bruce [2004-05, 2005-06]	28	12/4/04-1/18/06
Kenny Taylor [2002-03]	19	12/14/02-3/1/03
Rodrick Miller [1994-95, 1995-96]	19	2/2/95-12/16/95
Curtis Jerrells [2006-07, 2007-08]	18	1/27/07-11/30/07
<b>Tweety Carter [2008-09]</b>	<b>17</b>	<b>12/31/08-present</b>
Wendell Greenleaf [2001-02]	17	12/17/01-2/12/02
Wendell Greenleaf [1999-2000, 2000-01]	17	3/8/00-1/25/01
Terrance Thomas [2003-04]	16	12/9/03-2/18/04
Willie Sublett [1991-92, 1992-93]	16	3/2/92-1/19/93

BAYLOR'S NATIONALLY TELEVISED GAMES [14-14]

[since 1997-98]

Date	Opponent	Result	Network
12/8/97	ARIZONA	L 68-83	ESPN2
2/21/98	TEXAS	W 80-75	ESPN
2/12/01	KANSAS	W 85-77	ESPN2
3/14/01	at New Mexico	L 73-83	ESPN
Postseason NIT (Albuquerque, N.M.)			
2/9/02	MISSOURI	W 81-80	ESPN
1/19/05	COLORADO	W 67-59	ESPN Classic
11/15/06	vs. Gonzaga	L 69-78	ESPN2
NIT Season Tip-Off (Spokane, Wash.)			
1/27/07	at Texas	L 79-84	ESPN2
3/8/07	vs. Missouri	W 97-83	ESPN2
2007 Big 12 Championship (Oklahoma City, Okla.)			
11/18/07	vs. Notre Dame	W 68-64	FCS
2007 Paradise Jam (St. Thomas, U.S. Virgin Islands)			
11/19/07	vs. Winthrop	W 62-54	FCS
2007 Paradise Jam (St. Thomas, U.S. Virgin Islands)			
11/30/07	WASHINGTON STATE	L 64-67	ESPNU
1/12/08	IOWA STATE	W 74-67	ESPN Classic
2/6/08	TEXAS TECH	W 80-74	ESPNU
2/16/08	TEXAS	L 77-82	ESPN
3/5/08	TEXAS A&M	L 57-71	ESPN2
3/20/08	vs. Purdue	L 79-90	CBS
2008 NCAA Championship First Round (Washington, D.C.)			
11/18/08	CENTENARY	W, 90-55	ESPN
ESPN's College Hoops Tip-Off Marathon			
11/27/08	vs. Providence	W, 72-57	ESPN2
76 Classic (Anaheim, Calif.)			
11/28/08	vs. [14] Arizona State	W, 87-78	ESPN2
76 Classic (Anaheim, Calif.)			
11/30/08	vs. [19] Wake Forest	L, 74-87	ESPN2
76 Classic (Anaheim, Calif.)			
12/6/08	at Washington State	W, 58-52	FSN
Big 12/Pac 10 Hardwood Series			
1/14/09	at Texas A&M	L, 73-84	ESPN2
1/21/09	at Kansas State	W, 83-65	ESPN2
1/24/09	at Oklahoma	L, 76-95	ESPNU
2/2/09	KANSAS	L, 65-75	ESPN
2/7/09	at Texas Tech	L, 76-83	ESPNU
2/11/09	OKLAHOMA	L, 63-78	ESPN2
3/2/09	at Texas	L, 57-73	ESPN

TRACKING BAYLOR IN THE POLLS

[2008-09 season]

Date	AP	[votes]	Coaches	[votes]
Preseason	RV (28)	[128]	RV (29)	[47]
Week 1 (Nov. 17)	RV (26)	[125]	RV (30)	[15]
Week 2 (Nov. 24)	RV (26)	[170]	RV (29)	[27]
Week 3 (Dec. 1)	<b>24</b>	<b>[272]</b>	RV (27)	[35]
Week 4 (Dec. 8)	<b>22</b>	<b>[351]</b>	RV (26)	[65]
Week 5 (Dec. 15)	<b>21</b>	<b>[420]</b>	<b>24</b>	<b>[119]</b>
Week 6 (Dec. 22)	<b>21</b>	<b>[466]</b>	<b>22</b>	<b>[163]</b>
Week 7 (Dec. 29)	<b>19</b>	<b>[580]</b>	<b>20</b>	<b>[194]</b>
Week 8 (Jan. 5)	<b>23</b>	<b>[289]</b>	<b>23</b>	<b>[98]</b>
Week 9 (Jan. 12)	<b>21</b>	<b>[364]</b>	<b>21</b>	<b>[159]</b>
Week 10 (Jan. 19)	RV (26)	[148]	<b>23</b>	<b>[82]</b>
Week 11 (Jan. 26)	RV (32)	[34]	RV (29)	[42]
Week 12 (Feb. 2)	—	—	RV (40)	[3]
Week 13 (Feb. 9)	—	—	—	—
Week 14 (Feb. 16)	—	—	—	—
Week 15 (Feb. 23)	—	—	—	—
Week 16 (March 2)	—	—	—	—

CONSECUTIVE GAMES STREAK WITH A 3-POINTER CONTINUES

- Baylor has made at least one 3-point field goal in 541 straight games — the 2nd longest active streak in the Big 12 (Texas). Baylor has connected from 3-point range at least once in every game since going 0-for-8 in a home win vs. Texas Tech on Feb. 21, 1990.

ROGERS COULD JOIN YET ANOTHER ELITE CLASS

- Senior **Kevin Rogers** has grabbed a team-high 215 rebounds in 28 games (an average of 7.4 boards) and is on pace to become only the sixth player in Baylor history to lead the team for three consecutive seasons — **Jerry Mallett** (1954-56), **Darrell Hardy** (1964-66), **Terry Teagle** (1979-81), **Darryl Middleton** (1985-87) and **Brian Skinner** (1995-97).

CJ SAVES THE DAY

- When his team needed him the most, senior **Curtis Jerrells** stepped in the biggest way in Baylor's 75-57 win over Colorado on Feb. 28. Jerrells, who was held to five points on 2-of-4 shooting in the first half, lit up the scoreboard in the second half with 24 of his game-high 29 points.
- Jerrells scored 18 points in the final 10 minutes of the game, including 10 consecutive points in a 1:46 span.
- After Cory Higgins hit two free throws to put Colorado up by two, 52-50 at the 8:30 mark of the second half, Jerrells drilled a 3-pointer to put the Bears up for good.

WHERE'S HENDU?

- **Henry Dugat** scored in double figures in 15 of Baylor's first 17 games of the season, including a pair of 20-point outings.
- **In the last 12 games, Dugat is averaging 6.6 points (13.4 points through first 17 games).**
- **Dugat has missed his last 16 3-point field goal attempts and has not made a triple since the 3:23 mark of the first half vs. Kansas on Feb. 2.**
- Dugat is shooting 19.0 percent (8-of-42) from 3-point range in 15 Big 12 games and 15.6 percent (5-of-32) in his last 12 outings.
- On Feb. 21 at Oklahoma State, Dugat was held scoreless for the first time since Nov. 19, 2007, vs. Winthrop.
- It was the fourth time in Dugat's career that he was held scoreless.

JERRELLS POSTS 25TH CAREER 20-POINT GAME

- **Curtis Jerrells** scored a game-high 29 points in Baylor's 75-57 win over Colorado on Feb. 28. For Jerrells, it was his eighth 20-point game this season and the 25th of his career.
- Jerrells ranks ninth all-time in career 20-point games and trails **David Wesley** (26) by one for eighth place.
- Baylor is 5-3 this season when Jerrells scores 20 or more points.

THE BEST 3-POINT SHOOTING TEAM IN BU HISTORY?

- Four of the top seven 3-point shooters in Baylor history are on the current 2008-09 Bears roster. The quartet of **Curtis Jerrells** (195), **Tweety Carter** (174), **Henry Dugat** (154) and **LaceDarius Dunn** (152) rank fourth, fifth, sixth and seventh, respectively, on the school's career list.
- **The foursome has combined for 675 triples in three-plus season — accounting for an impressive 74.9 percent of Baylor's 901 3-point field goals.**

FALLING BEHIND AT THE BREAK

- Baylor has trailed at halftime in 11 of its 15 Big 12 games this season, posting a 1-10 record in those games.
- Baylor led Colorado by two, 26-24, at the break on Feb. 28. It was the Bears' first Big 12 halftime lead since Feb. 14 vs. Texas A&M (40-28).

BAYLOR RECORD BY STARTING LINEUP

Rogers (f), Diene (c), Jerrells (g), Dugat (g), Dunn (g)	3-0
Rogers (f), Diene (c), Jerrells (g), Dugat (g), Carter (g)	10-4
Rogers (f), Acy (f), Jerrells (g), Dugat (g), Carter (g)	3-7
Rogers (f), Lomers (c), Jerrells (g), Dunn (g), Carter (g)	1-1

BAYLOR DOUBLE-FIGURE GAMES

POINTS	REBOUNDS
Jerrells (25)	Rogers (6)
Dunn (25)	Acy (2)
Rogers (23)	Dugat (1)
Carter (16)	Jerrells (1)
Dugat (12)	
Acy (6)	
Ellis/Jones/Lomers (1)	

DOUBLE-DOUBLES	ASSISTS
Rogers (6)	Jerrells (4)
Jerrells (4), 1 triple-double	
Acy (2)	
Dugat (1)	
Dunn (1)	

BAYLOR RECORD WHEN...

	2008-09		Drew
	All	Big 12	Era
Leading or tied at halftime:	15-2	4-0	58-15
Trailing at halftime:	2-10	1-10	16-77
Shoot 50 percent or higher:	11-0	3-0	40-5
Shoot lower than 50 percent:	6-12	2-10	34-86
Shoot higher percentage than opp.:	15-0	5-0	66-8
Shoot lower percentage than opp.:	2-12	0-10	8-23
Opp. shoot lower than 50 percent:	15-8	5-7	69-41
Opp. shoot 50 percent or higher:	2-4	0-3	4-48
Score fewer than 60 points:	1-1	0-1	2-28
Score 60-plus points:	16-11	5-9	70-62
Score 70-plus points:	16-6	5-6	61-26
Score 80-plus points:	8-1	2-0	38-6
Score 90-plus points:	5-0	1-0	24-2
Score 100-plus points:	2-0	—	8-0
Opp. score fewer than 50 points:	1-0	—	1-1
Opp. score fewer than 60 points:	7-0	1-0	25-3
Opp. score fewer than 70 points:	12-0	3-0	45-18
Opp. score fewer than 80 points:	16-5	4-5	64-55
Opp. score 80-plus points:	1-7	1-5	9-35
Opp. score 90-plus points:	1-1	1-1	2-12
More rebounds than opponent:	11-1	3-0	45-20
Equal/fewer rebounds than opp.:	6-11	2-10	28-71
40+ rebounds:	6-2	1-1	24-8
Fewer than 40 rebounds:	10-10	3-9	50-82
Fewer turnovers than opp.:	12-5	3-4	45-35
Equal/more turnovers than opp.:	5-7	2-6	29-57
Games decided by 5 or fewer pts:	2-1	1-0	12-22
Overtime games:	1-0	1-0	6-2
Televised games:	12-12	5-10	36-71
Games vs. ranked opponents:	1-5	0-4	3-37
Games following a loss:	5-6	4-6	30-56
Games following a win:	11-6	1-4	39-35
More points in paint than opp.:	12-5	3-5	48-20
Equal/fewer pts in paint than opp.:	5-7	2-5	24-72
More points off TO than opp.:	12-3	4-3	48-30
Equal/fewer pts off TO than opp.:	5-9	1-7	26-63
More bench points than opp.:	15-6	4-5	50-40
Equal/fewer bench points than opp.:	2-6	1-5	23-52
More 2nd-chance points than opp.:	7-6	1-6	33-30
Equal/fewer 2nd-ch. pts than opp.:	10-6	4-4	41-61
Playing in November:	6-1	—	19-5
Playing in December:	6-0	—	24-9
Playing in January:	3-5	3-4	15-31
Playing in February:	2-5	2-5	11-35
Playing in March:	0-1	0-1	5-12

SPECIALTY STATISTICS

[POT - Points off turnovers; PP - Points in the paint; 2nd - Second chance points; FAST - Fast break points; BP - Points off the bench]

[Baylor-Opponent]						
Opponent	PP	POT	2nd	FAST	BP	
Paul Quinn	50-22	39-10	21-16	14-4	35-14	
Centenary	36-16	21-8	16-0	8-4	22-18	
Southern	51-14	34-12	7-8	15-2	27-19	
Jacksonville	24-34	25-7	9-3	4-0	37-19	
vs. Providence	36-18	12-20	13-7	0-0	27-21	
vs. Arizona State	26-30	25-8	7-13	0-0	34-7	
vs. Wake Forest	24-44	18-18	10-21	0-2	18-20	
at Washington St.	14-6	10-2	0-2	0-0	21-3	
Prairie View A&M	26-20	24-8	16-10	4-0	33-20	
UT Arlington	28-42	15-9	21-15	6-4	13-3	
Hartford	23-22	28-12	4-9	5-2	16-21	
Portland State	40-24	14-15	4-7	14-0	30-24	
Jackson State	58-34	18-19	17-20	10-2	47-26	
South Carolina	32-42	17-21	15-16	8-4	13-12	
Texas Tech	28-24	24-16	16-16	4-2	25-18	
at Texas A&M	32-44	2-18	17-15	10-2	21-10	
Oklahoma State	30-33	15-30	11-21	4-7	13-19	
at Kansas State	24-40	9-8	12-18	13-8	33-8	
at Oklahoma	28-44	12-16	19-18	4-8	28-20	
Texas	37-32	14-8	11-12	11-6	17-26	
at Missouri	40-32	16-22	4-5	12-8	16-15	
Kansas	20-42	17-18	9-7	2-4	15-24	
at Texas Tech	16-30	17-14	7-13	0-5	15-21	
Oklahoma	32-28	10-15	10-8	6-4	15-14	
Texas A&M	32-20	14-11	0-16	8-2	22-5	
at Oklahoma State	18-28	8-10	18-8	5-2	20-7	
at Iowa State	34-20	13-18	9-8	0-5	19-19	
Colorado	33-16	19-6	10-7	7-2	17-7	
at Texas	22-48	5-10	6-12	4-11	10-28	
Nebraska						
BAYLOR TOTAL	914	495	319	178	659	
Baylor Average	31.5	17.1	11.0	6.1	22.7	
OPP TOTAL	849	389	331	100	468	
Opp Average	29.3	13.4	11.4	3.4	16.1	

CLUTCH FREE THROWS

[FINAL 3 MINUTES - REGULATION & OT]

Player	FT-FTA	Pct.
Kevin Rogers	6-6	1.000
Delbert Simpson	3-3	1.000
LaceDarius Dunn	20-24	.833
Quincy Acy	5-6	.833
Curtis Jerrells	32-39	.821
Henry Dugat	8-10	.800
Fred Ellis	2-3	.667
Tweety Carter	15-22	.682
Josh Lomers	4-7	.571
Kendall Wright	2-4	.500
TEAM TOTAL	97-124	.782

LACE BECOMING UN-DUNN

- After beginning the season on a record pace, sophomore **LaceDarius Dunn** has cooled off from 3-point range in his last 10 games. Dunn is 13-for-52 from 3-point range in his last eight games (25.0 percent) — Baylor is 2-8 over that stretch.
- On Feb. 28 vs. Colorado, Dunn went 2-for-3 from 3-point range (66.7 percent). It was his first game shooting 50 percent or better from long distance since Feb. 2 vs. Kansas (2-for-4).
- Dating back to the end of last season, Dunn posted a streak of 28 consecutive games with at least one 3-point field goal made, but was unable to connect from beyond the arc on Feb. 11 vs. Oklahoma, falling one game shy of tying the school record (**Tevis Stukes, 29**).
- In two games vs. Iowa State, Dunn is 0-for-8 from 3-point range after going 0-for-6 on Feb. 24 in Ames.
- **Dunn has made a 3-pointer in 55 of his 60 career games. He did not make a triple vs. Iowa State (1/12/08), at Colorado (2/27/08), vs. Oklahoma (2/11/09), vs. Texas A&M (2/14/09) and at Iowa State (2/24/09).**

RECORD ATTENDANCE NUMBERS

- Last season, Baylor set new records for total attendance, average and single-game attendance. **On Feb. 28, Baylor set a new Ferrell Center record for total attendance (119,486).**
- **Currently, Baylor's average of 8,651 for Big 12 home games is the second-highest average for conference-only games in Ferrell Center history.**

BAYLOR ATTENDANCE IN DREW ERA				
Season	Attendance	Games	Avg (Record)	
2003-04	<b>82,474</b>	<b>17</b>	<b>4,851 (6-11)</b>	
	46,880	8	5,860 (2-6)	
2004-05	<b>75,044</b>	<b>17</b>	<b>4,414 (8-9)</b>	
	48,555	8	6,069 (1-7)	
2005-06	<b>50,857</b>	<b>8</b>	<b>6,357 (4-4)</b>	
	50,857	8	6,357 (4-4)	
2006-07	<b>109,174</b>	<b>18</b>	<b>6,065 (13-5)</b>	
	59,494	8	7,437 (4-4)	
2007-08	<b>116,015</b>	<b>16</b>	<b>7,251 (12-4)</b>	
	70,699	8	8,837 (5-3)	
2008-09	<b>119,486</b>	<b>17</b>	<b>7,029 (13-4)</b>	
	60,555	7	8,651 (4-3)	
DREW ERA	<b>553,050</b>	<b>93</b>	<b>5,947 (56-37)</b>	
	337,040	47	7,171 (20-27)	

All games in **Bold**, Big 12 games in *italics*

BAYLOR NOT FARING WELL WHEN FALLING BEHIND

- **Baylor is 2-10 this season when trailing by 10 or more points in a game.**
- **Baylor has trailed by 16 or more points in six games.**

DOUBLE-DIGIT DEFICITS THIS SEASON

Opponent	Trailed by	Result
Wake Forest	14 [60-46 with 8:56, 2nd]	L, 74-87
UT Arlington	<b>11 [43-32 with 19:42, 2nd]</b>	<b>W, 79-76</b>
South Carolina	10 [53-63 with 8:35, 2nd]	L, 84-85
Texas A&M	16 [29-45 with 18:20, 2nd]	L, 73-84
Oklahoma State	<b>17 [20-37 with 6:15, 1st]</b>	<b>W, 98-92 (ot)</b>
Oklahoma	30 [42-72 with 11:13, 2nd]	L, 76-95
Missouri	17 [72-89 with 0:47, 2nd]	L, 72-89
Kansas	13 [59-72 with 1:59, 2nd]	L, 65-75
Oklahoma	15 [63-78, final]	L, 63-78
Oklahoma State	12 [68-80 with 1:08, 2nd]	L, 74-84
Iowa State	20 [47-67 with 4:49, 2nd]	L, 62-71
Texas	20 [34-54 with 10:23, 2nd]	L, 57-73

SENIOR CLASS SCORING TRIFECTA

- Baylor seniors **Curtis Jerrells**, **Henry Dugat** and **Kevin Rogers** could very well be the most prolific group of senior scorers in Baylor history by season's end. Jerrells, Dugat and Rogers are the first senior class at Baylor with three players on the school's 1,000-point scoring list.
- Together, they have scored 4,057 points, accounting for 49.1 percent of Baylor's offense since arriving in 2005-06. BU has scored 8,268 points in the 109 games.

THE IRON BEARS

- Seniors **Curtis Jerrells** and **Kevin Rogers** have become a mainstay in Baylor' starting lineup in recent seasons. Jerrells has started in every game of his college career — 109 straight contests (BU record).
- Rogers is close behind with 91 consecutive starts - the ninth-most starts in school history - dating back to the start of the 2006-07 season.

CJ CONTINUES HIS ASSAULT ON BAYLOR RECORD BOOKS

- **Games Started.** **Curtis Jerrells** (109) is the school's career leader.
- **Minutes Played.** In Baylor's loss to No. 2 Oklahoma on Feb. 11, Jerrells became the school's all-time leader in minutes played, surpassing current Los Angeles Clippers center **Brian Skinner**s (3,399). By season's end, Jerrells could be joined by **Kevin Rogers** and **Henry Dugat** as the only teammate trio in school history to each amass 3,000-plus minutes.
- **Points.** Last season, Jerrells became the 20th player in school history to score 1,000 career points. This season, CJ could become only the fourth player in BU history to score 1,700 or more points. Jerrells currently has 1,658 points and needs 42 more to reach 1,700-point plateau. He needs nine more points to move into fifth place all-time in scoring at Baylor.
- **Assists.** Jerrells is one of only three players in school history with 400 or more career assists. Jerrells currently ranks third all-time with 440 assists, trailing Micheal Williams (464) by 24 for second place.
- **Steals.** Earlier this season, CJ became only the second player in school history with 1,000 points, 400 assists and 100 steals in a career. Jerrells is currently fifth all-time with 143 steals.

LEADING THE WAY [MOST OF THE TIME]

- While Baylor has trailed in 25 games this season, the Bears have also held leads of 10 points or more in 17 contests. **Baylor is 14-3 this season when holding a lead of 10 or more points.**

LEADS OR 10 POINTS OR MORE THIS SEASON			
Opponent	Trailed by	Result	
Paul Quinn	59 [108-49 with 00:39, 2nd]	W,	108-50 (+58)
Centenary	39 [86-47 with 4:26, 2nd]	W,	90-55 (+35)
Southern	42 [83-41 with 00:32, 2nd]	W,	85-43 (+42)
Jacksonville	10 [68-58 with 4:58, 2nd]	W,	76-68 (+8)
Providence	18 [58-40 with 7:52, 2nd]	W,	72-56 (+16)
Arizona State	16 [65-49 with 9:07, 2nd]	W,	87-78 (+9)
Prairie View A&M	31 [87-56 with 2:42, 2nd]	W,	90-63 (+27)
Hartford	15 [74-59 with 0:41, 2nd]	W,	74-59 (+15)
Portland State	26 [60-34 with 13:24, 2nd]	W,	79-66 (+13)
Jackson State	42 [98-56 with 7:16, 2nd]	W,	113-78 (+35)
South Carolina	<b>10 [23-13 with 10:54, 1st]</b>	<b>L,</b>	<b>84-85 (-1)</b>
Texas Tech	15 [73-58 with 0:19, 2nd]	W,	73-61 (+12)
Kansas State	20 [81-61 with 1:43, 2nd]	W,	83-65 (+18)
Texas Tech	<b>12 [55-43 with 13:21, 2nd]</b>	<b>L,</b>	<b>76-83 (-7)</b>
Texas A&M	14 [40-26 with 1:35, 1st]	W,	72-68 (+4)
Iowa State	<b>10 [15-5 with 11:57, 1st]</b>	<b>L,</b>	<b>62-71 (-9)</b>
Colorado	20 [75-55 with 0:47, 2nd]	W,	75-57

### DUNN FINISHES STREAK ONE GAME SHY OF RECORD

- Sophomore **LaceDarius Dunn**'s streak of 28 consecutive games with at least one 3-pointer made came to an Feb. 11 vs. Oklahoma after going 0-for-6 from the beyond the arc.
- Dunn fell one game shy of tying the school record held by **Tevis Stukes** (1999-2000).
- Dunn was held without a made 3-pointer for the first time since Feb. 27, 2008, at Colorado.

### BAYLOR'S LOUISIANA COMBO MAKES FOR A NEAR-UNSTOPPABLE SCORING DUO

- This season, **Tweety Carter (Reserve)** and **LaceDarius Dunn (Monroe)** have combined for 32.5 percent of Baylor's offense this season.
- The duo has combined to score 1,729 points during their time at BU — Carter has scored 874 points in 89 games, while Dunn has 867 in 60 games.

### WHERE'S THE BENCH?

- Through Baylor's 14 non-conference games, the Bears' bench averaged 25.7 points, including six games with 30 or more points.
- In Baylor's 15 Big 12 games, the bench is averaging just 19.1 points with one 30-point outing (33 at Kansas State).
- **Baylor is 15-6 this season when outscoring its opponent's bench (4-5 in Big 12 play).**

### ANOTHER BAYLOR FIRST ON THE HORIZON FOR CJ

- Through 29 games, **Curtis Jerrells** currently leads the Bears in points (473), points per game (16.3), assists (145) and assists per game (5.1). At the current rate, **Jerrells will become the first player in school history to lead the team in scoring — as well as assists — for four seasons.**
- Jerrells is currently one of only five players in school history to lead the Bears in scoring for three seasons — **Darrell Hardy** (1964-66), **Terry Teagle** (1979-81), **Darryl Middleton** (1985-87) and **Brian Skinner** (1995-97).
- CJ is just the third player in school history to lead the team in assists for three seasons, joining **Jay Shakir** (1980-82) and **Nelson Haggerty** (1992-94).

**NOTE:** Freshmen were not eligible to play varsity until 1972-73 season.

### DISTRIBUTING THE ROCK

- **Curtis Jerrells** has dispersed a career-best 145 assists this season — his third-straight season with 100-plus assists.
- Jerrells' 145 assists is the most by a Baylor player since **DeMarcus Minor**'s 169 during the 1999-2000 season.
- **The Austin native is on pace to post just the eighth 150-assist season in school history.**

### NO REST FOR THE WEARY

- Four Baylor players are averaging 30.0 or more minutes through 29 games this season.
- **Curtis Jerrells** (34.8), **Tweety Carter** (33.5), **Kevin Rogers** (31.8) and **Henry Dugat** (30.0) have logged more than 60 percent of the playing time this season.
- In addition, sixth-man **LaceDarius Dunn** is averaging 27.5 minutes in 29 games. The five players have combined approximately 75 percent of the playing time.
- Jerrells (35.1), Carter (34.3) and Rogers (31.8) are also logging more than 30.0 minutes in Big 12 play.

### 08-09 SEASON THE MOST TELEVISED IN BU HISTORY

- A school-record 25 Baylor games will be televised at the regional or national level during the 2008-09 season, including a school-record 11 on the ESPN family of networks.
- 13 of Baylor's scheduled 18 home games will be featured on television.
- Baylor is 14-14 all-time on nationally televised games (11-13 on the ESPN family of networks).
- After winning six of its first seven TV games this season, Baylor is 6-11 in its last 17 televised games.
- BU is 12-12 on TV this season.
- Baylor is 4-7 this season on the ESPN family of networks.
- Baylor's Feb. 2 game vs. Kansas was only the second *Big Monday* game is school history — the last was in 2001 vs. Kansas.

### FIVE'S THE MAGIC NUMBER

- Baylor is 7-1 when five-plus players score in double figures this season.
- In Baylor's win vs. Oklahoma State on Jan. 17, a season-high six BU players scored in double figures.
- In fact, Baylor has had at least four players score in double figures in 22 of its 25 games this season.

### UNLUCKY NUMBER SIX

- Baylor's win over Texas A&M on Feb. 14 snapped the Bears' season-high six-game losing streak — the Bears' longest losing streak since seniors **Curtis Jerrells**, **Henry Dugat**, **Kevin Rogers** and **Mamadou Diene** lost the first six games of their freshman season in 2005-06.

### BAYLOR VS. TOP 25 IN THE DREW ERA

- Baylor fell to 1-5 vs. Top 25 teams this season — and its fifth-straight loss — after a 78-63 loss to No. 2 Oklahoma in Waco on Feb. 11.
- Since the 1996-97 season, Baylor is 10-69 vs. nationally ranked opponents. BU is also 3-37 against Top 25 teams in Drew Era.
- Baylor snapped a 29-game losing streak to Top 25 teams with a thrilling 116-110 five-overtime win over then-No. 16 Texas A&M on Jan. 23, 2008. The Bears then lost three straight games against ranked teams before beating No. 24 Kansas State on Feb. 23, 2008.

### 80 WAS THE CUTOFF

- **Following Baylor's 84-74 loss at Oklahoma State on Feb. 21, the Bears are now 9-35 under Scott Drew when allowing 80-plus points.**
- Baylor is 1-7 this season when allowing 80-plus points.
- Baylor is 16-4 when holding its opponents to less than 80 points.
- Last season, the Bears were 4-8 when their opponents scored 80 or more points.

### JERRELLS ONE OF 10 FINALISTS FOR LOWE'S AWARD

- **Curtis Jerrells** was one 10 men's basketball student-athletes identified as finalists for the Lowe's Senior CLASS Award on Feb. 4.
- Jerrells is joined by fellow men's finalists A.J. Abrams (Texas), Jimmy Baron (Rhode Island), Dionte Christmas (Temple), Tyler Hansbrough (North Carolina), Lester Hudson (UT Martin), Jerel McNeal (Marquette), Andy Wicke (Belmont), Terrence Williams (Louisville) and Sam Young (Pitt).
- Finalists were selected from a list of 30 candidates, based on personal qualities that define a complete student-athlete. Each finalist displays numerous accomplishments across all four award pillars: classroom, community, character and competition.

### BAYLOR IN THE AP POLL

- Baylor cracked the AP Top 25 Poll this season on Dec. 1, coming in at No. 24.
- Baylor was ranked in the AP Top 25 for seven consecutive weeks — a school first — before dropping out of the poll on Jan. 19. Last season, Baylor was ranked in back-to-back weeks for the first time in school history, while breaking into the Top 25 for the first time in nearly 40 seasons.
- The Bears have never been ranked in the preseason or final AP polls.
- BU is 10-5 all-time when ranked.

### JERRELLS REACHES ELITE MILESTONE

- With his first assist on Jan. 24 at Oklahoma, senior guard **Curtis Jerrells** record his 400th career assist, becoming only the second player in school history with 1,000 points, 400 assists and 100 steals in a career.
- Jerrells joins former Baylor and NBA star **Michael Williams** as only the players in the 1,000-400-100 club. Williams finished his career with 1,854 points, 464 assists and 282 steals. Williams ranks 2nd all-time in points and assists and is the school's all-time leader in steals.

### BAYLOR'S MR. CLUTCH

- **Curtis Jerrells** is a career 79.4 percent (100-of-126) clutch free throw shooter — the final three minutes of regulation/OT.
- **He is 32-of-39 (82.1) in clutch FT situations this season.**

### DÉJÀ VU

- **Curtis Jerrells** scored 29 points in Baylor's 75-57 win over Colorado on Feb. 28, scoring 24 in the second half.
- Jerrells had a very similar performance earlier this season at home against UT Arlington on Dec. 20. CJ scored a then-season-high 29 points in Baylor's 79-76 come-from-behind victory over the Mavs.
- In that game, Jerrells also scored 24 of his 29 points in the second half and made his first 16 free throw attempts before missing his final FT attempt with 16 seconds remaining in regulation.
- In BU's win over Colorado, Jerrells finished 10-of-11 from the free throw line.

### BEARS BASKETBALL ON THE AIR

- Bear basketball is aired live via the Baylor-ISP SportsNetwork on flagship station 1660AM ESPN Radio (KRZI) in Waco and worldwide on Sirius Satellite Radio channel 161. All games are broadcast by the "Voice of the Bears" **John Morris** and former BU basketball standout **Pat Nunley**, in his 27th season as analyst.

### INSIDE BAYLOR SPORTS TV SHOW

- **Inside Baylor Sports**, the award winning weekly TV show that covers all aspects of Baylor athletics, returns for its 10th season.
- Senior Producer **Robert Shiekh** and Producer **Lawrence Gilligan** provide viewers an inside look at Baylor athletics with thorough highlights, in-depth interviews and imaginative features on all 18 sports presented in a fast-paced, entertaining style. Co-hosts **John Morris** and **Lori Fogleman** guide viewers through the best coverage of Baylor athletics on television.
- **Inside Baylor Sports** airs Sundays, Aug. 24, 2008 through June 7, 2009, at 10:30 p.m. CT on KCEN-TV in Central Texas. The program also airs weekly throughout the region on FS Southwest at 1 p.m. each Wednesday and is archived on the web at - BaylorTV.com.

SCOTT DREW ERA HIGHS AND LOWS				
BAYLOR (TEAM GAME HIGHS & LOWS)				
POINTS	High	116	at Texas A&M (1/23/08)	
	Low	41	at Oklahoma (3/6/04)	
FG MADE	High	44	vs. Jackson State (12/31/08)	
	Low	13	at Oklahoma (2/11/06)	
FG ATTEMPTS	High	97	at Texas A&M (1/23/08)	
	Low	32	at Oklahoma (3/6/04)	
FG PERCENTAGE	High	.640 (32-50)	Centenary (11/18/08)	
	Low	.250 (16-64)	at Colorado (1/18/06)	
3 PT FG MADE	High	16	at Texas A&M (1/28/06)	
	Low	2	Texas Tech (3/2/05)	
3 PT FG ATTEMPTS	High	34	at Texas A&M (1/23/08)	
	Low	8	Northern Illinois (12/22/03)	
3 PT FG PERCENTAGE	High	.667 (12-18)	Oklahoma State (3/3/07)	
	Low	.150 (3-20)	vs. Arkansas (1/5/08)	
FT MADE	High	39	at Texas A&M (1/23/08)	
	Low	2	Iowa State (2/1/05)	
FT ATTEMPTS	High	47	at Texas A&M (1/23/08)	
	Low	3	Iowa State (2/1/05)	
FT PERCENTAGE (min 7 att)	High	.957 (22-23)	at Texas Tech (2/7/09)	
	Low	.286 (2-7)	at BYU-Hawaii (12/19/03)	
REBOUNDS	High	70	at Texas A&M (1/23/08)	
	Low	17	Texas (1/9/05)	
ASSISTS	High	24	Paul Quinn (11/15/08)	
	Low	4	at Oklahoma (2/11/06)	
STEALS	High	17	Southern (11/22/08)	
	Low	1	5 times	
BLOCKED SHOTS	High	13	Paul Quinn (11/15/08)	
	Low	0	13 times	
TURNOVERS	High	26	Jackson State (11/11/07)	
	Low	7	Texas A&M (3/5/08)	
FOULS	High	38	at Texas A&M (1/23/08)	
	Low	6	Florida A&M (12/31/07)	

2008-09 BAYLOR PRESEASON MISCELLANEA

NATIONAL PRESEASON RANKINGS

- #12 - *The Hoops Report*
- #12 - *Basketball Times* Fabulous 15
- #16 - Blue Ribbon College Basketball Yearbook
- #17 - *College Hoops Net*
- #18 - USBWA Officers'
- #19 - *Athlon Sports*
- #23 - The Bleacher Report
- #25 - *Sporting News*
- #25 - Andy Katz, *ESPN.com*
- #26 - Gary Parrish, CBS Sportsline
- #28 - *Rivals.com*
- #30 - Dick Vitale
- RV (#28) - AP Top 25
- RV (#29) - *USA Today*/ESPN Coaches Top 25
- NR - *Lindy's*

BIG 12 CONFERENCE PREDICTIONS

- 2nd - *Basketball Times*
- 3rd - *Athlon Sports*
- 5th - *Lindy's*

INDIVIDUAL ACCOLADES

- LaceDarius Dunn**
- #5 - *College Hoops Net* Top 6 Players in the Big 12
  - #8 - *College Hoops Net* Top 10 Sleepers
  - All-Sixth Man Team; *Rivals.com*
  - All-Big 12, *Athlon Sports*/*Lindy's*

Curtis Jerrells (featured on cover of *Athlon Sports* and *Sporting News*)

- #3 - *College Hoops Net* Top 6 Players in the Big 12
- #9 - Doug Gottlieb's (ESPN) Top Point Guards
- #18 - *Lindy's* Top 25 Point Guards
- #19 - *TDSports.ca* Top 25 Point Guards
- #20 - Gary Parrish's (CBS Sportsline) Top 40 Guards
- Preseason All-Big 12
- All-Big 12, *Athlon Sports*/*Lindy's*
- Big 12's Most Versatile, *Lindy's*
- Honorable Mention, *Dick Vitale's All-Solid Gold*

- Kevin Rogers**
- All-Big 12, *Athlon Sports*/*Lindy's*

TEAM ACCOLADES

- #5 - *FoxSports.com's* High-tempo teams
- #3 - Top Backcourts, *SL.com*
- #9 - Top Backcourts, *Lindy's*

OPPONENT (TEAM GAME HIGHS & LOWS)

POINTS	High	110	at Texas A&M (1/23/08)	
	Low	46	at Oklahoma (3/6/04)	
FG MADE	High	39	Oklahoma (2/26/05)	
	Low	15	Southern (11/22/08)	
FG ATTEMPTS	High	94	at Texas A&M (1/23/08)	
	Low	41	Texas A&M (3/5/05)	
FG PERCENTAGE	High	.661 (39-59)	Oklahoma (2/26/05)	
	Low	.259 (15-58)	Southern (11/22/08)	
3 PT FG MADE	High	16	Kansas (1/25/05)	
	Low	0	at Kansas (2/9/08)	
3 PT FG ATTEMPTS	High	33	Nebraska (2/21/07)	
	Low	7	at Oklahoma State (2/14/04)	
3 PT FG PERCENTAGE	High	.727 (8-11)	Texas Tech (2/9/05)	
	Low	.000 (0-9)	at Kansas (2/9/08)	
FT MADE	High	36	at Kansas (2/9/08)	
	Low	2	Delaware State (12/30/06)	
FT ATTEMPTS	High	59	at Texas A&M (1/23/08)	
	Low	4	Florida A&M (12/31/07)	
FT PERCENTAGE (min 7 att)	High	.947 (18-19)	at South Carolina (12/19/07)	
	Low	.286 (2-7)	Delaware State (12/30/06)	
REBOUNDS	High	64	at Texas A&M (1/23/08)	
	Low	18	Prairie View A&M (12/28/04)	
ASSISTS	High	28	Oklahoma (2/26/05)	
	Low	5	Texas A&M (1/9/07)	
STEALS	High	14	Oklahoma (2/26/05)	
	Low	0	Iowa State (2/1/05)	
BLOCKED SHOTS	High	10	at Colorado (1/18/06)	
	Low	0	11 times	
TURNOVERS	High	28	Southern (11/22/08)	
	Low	5	Md.-Eastern Shore (12/22/04)	
FOULS	High	32	Colorado State (11/14/06)	
	Low	9	Brown (1/8/08)	
	High	9	at Oklahoma (3/6/04)	
	Low	9	Texas Tech (1/17/04)	

2008-09 BIG 12 PRESEASON POLL

- The Baylor men's basketball team easily surpassed its highest preseason prediction in Big 12 history, tying Kansas for third in the 2008-09 Big 12 Men's Basketball Preseason Poll released in October.
- The Bears, coming off their first NCAA appearance since 1988, received first-place votes (two) for the first time in Big 12 history. Prior to this poll, the highest BU had been selected in the preseason tally was No. 7 in 2006-07. Last season, the Bears were tabbed No. 9 in the preseason poll.

Team (First Place Votes)	Points
1. Oklahoma (3)	109
2. Texas (4)	107
3. <b>Baylor (2)</b>	<b>103</b>
4. Kansas (3)	103
5. Texas A&M	79
6. Oklahoma State	69
7. Missouri	51
8. Kansas State	50
9. Nebraska	49
10. Texas Tech	39
11. Iowa State	20
12. Colorado	13

Eleven points were awarded for first place, 10 for second, etc. Coaches are not permitted to vote for their own team.

BAYLOR IN THE BIG 12 STATISTICS

[2008-09 | through Friday, March 6]

[Team]		Rank (Avg./Pct./Ratio)	
Category		ALL	Big 12
Scoring	5th (77.9) <b>[23]</b>	16th (72.7)	
Scoring Defense	10th (71.3) <b>[255]</b>	10th (76.9)	
Scoring Margin	7th (+6.6) <b>[56]</b>	9th (-4.1)	
Free Throw %	5th (70.7) <b>[107]</b>	5th (71.5)	
Field Goal %	5th (46.1) <b>[50]</b>	8th (42.7)	
Field Goal % Def.	9th (43.6) <b>[174]</b>	11th (46.8)	
3-Pt Field Goal %	7th (36.3) <b>[78]</b>	10th (34.1)	
3-Pt FG % Def.	7th (34.7) <b>[216]</b>	8th (36.8)	
3-Point FGs Made	2nd (8.28) <b>[19]</b>	2nd (8.07)	
Rebound Offense	9th (34.7)	9th (32.7)	
Rebound Defense	9th (35.7)	11th (36.5)	
Rebound Margin	7th (-0.9) <b>[202]</b>	10th (-3.8)	
Blocked Shots	4th (4.07) <b>[61]</b>	6th (3.20)	
Assists	10th (12.28) <b>[213]</b>	11th (10.53)	
Steals	4th (7.24) <b>[95]</b>	7th (5.93)	
Turnover Margin	6th (+1.79) <b>[72]</b>	6th (+0.13)	
Assist/Turnover Ratio	11th (0.96) <b>[158]</b>	8th (0.85)	

[Individual]

Scoring	ALL	Big 12
Curtis Jerrells	8th (16.3)	10th (15.9)
LaceDarius Dunn	11th (15.0)	16th (14.3)

Rebounding	ALL	Big 12
Kevin Rogers	16th (7.4)	8th (7.5)
Curtis Jerrells	—	119th (4.7)

Assists	ALL	Big 12
Curtis Jerrells	13rd (5.00) <b>[42]</b>	16th (3.87)
Tweety Carter	14th (3.08)	11th (3.33)

Free Throw Pct	ALL	Big 12
Lace Darius Dunn	11th (78.8)	14th (74.5)
Curtis Jerrells	15th (76.7)	—

Steals	ALL	Big 12
Henry Dugat	6th (1.59)	—
Curtis Jerrells	9th (1.52)	7th (1.47)
Tweety Carter	15th (1.27)	111th (1.33)

3-Point Field Goal Pct	ALL	Big 12
Tweety Carter	11th (40.0)	13th (37.3)
Curtis Jerrells	—	15th (36.7)

3-Point Field Goals Made	ALL	Big 12
LaceDarius Dunn	3rd (2.69) <b>[57]</b>	17th (2.33)
Tweety Carter	7th (2.38)	4th (2.53)
Curtis Jerrells	14th (1.86)	10th (2.20)

Blocked Shots	ALL	Big 12
Quincy Acy	6th (1.10)	112th (0.87)
Kevin Rogers	11th (0.93)	19th (0.93)

Assist-to-Turnover Ratio	ALL	Big 12
Tweety Carter	5th (2.35) <b>[29]</b>	4th (2.27)
Curtis Jerrells	10th (1.69)	11th (1.41)

Offensive Rebounds	ALL	Big 12
Kevin Rogers	4th (2.83)	16th (2.53)

Defensive Rebounds	ALL	Big 12
Kevin Rogers	9th (4.59)	7th (5.00)
Curtis Jerrells	15th (3.90)	—

Minutes Played	ALL	Big 12
Curtis Jerrells	6th (34.76)	7th (35.13)
Tweety Carter	7th (33.46)	8th (34.33)

*[NCAA rankings shown in bold brackets; NCAA rankings as of March 1, 2009]*



## BAYLOR CAREER RECORD WATCH

GAMES STARTED		DOUBLE-DOUBLES		3-PT FIELD GOALS MADE		FREE THROW PCT		[min 100 made]	BLOCKED SHOTS	
1. <b>Curtis Jerrells [2005-]</b>	<b>109</b>	1. Brian Skinner [1995-98]	34	1. Aundre Branch [1991-95]	267	1. John Lucas III [2002-03]	.832		1. Brian Skinner [1994-98]	346
2. Doug Brandt [1994-97]	108	2. William Chatmon [1970-71]	27	2. Roddrick Miller [1994-98]	217	2. David Wesley [1989-92]	.828		2. <b>Mamadou Diene [2005-]</b>	<b>137</b>
3. Micheal Williams [1985-88]	104	Charlie McKinney [1973-74]	27	Aaron Bruce [2004-08]	217	3. Pat Nunley [1978-81]	.825		3. Willie Sublett [1991-94]	106
4. Brian Skinner [1995-96]	102	4. Terry Teagle [1979-82]	25	4. <b>Curtis Jerrells [2005-]</b>	<b>195</b>	4. Steve Bartels [1966-69]	.824		4. Joey Fatta [1989-92]	101
5. Aaron Bruce [2004-08]	98	5. Tommy Bowman [1967-70]	24	5. <b>Tweety Carter [2006-]</b>	<b>174</b>	5. Aaron Bruce [2004-07]	.817		5. Alex Holcombe [1989-93]	98
6. Jay Shakir [1980-83]	96	6. <b>Kevin Rogers [2005-]</b>	<b>23</b>	6. <b>Henry Dugat [2005-]</b>	<b>154</b>	6. DeMarcus Minor [1999-01]	.815		6. <b>Kevin Rogers [2005-]</b>	<b>81</b>
7. Pat Nunley [1979-82]	93	7. Lawrence Roberts [2002-03]	20	7. <b>LaceDarius Dunn [2007-]</b>	<b>152</b>	7. <b>LaceDarius Dunn [2007-]</b>	<b>.813</b>		7. Greg Davis [2000-02]	72
8. Robert McLemore [1985-88]	92	8. Willie Sublett [1991-94]	19	8. Wendell Greenleaf [1999-02]	145	Tommy Hatfield [1964-66]	.813		8. Frank Williams [1985-88]	70
9. <b>Kevin Rogers [2005-]</b>	<b>91</b>	Jerome Lambert [1993-94]	19	9. Willie Sublett [1990-94]	144	Larry Gatewood [1968-70]	.813		9. Lawrence Roberts [2001-03]	68
10. Nelson Haggerty [1992-95]	88	10. Darryl Middleton [1985-88]	18	10. Tevis Stukes [1998-00]	138	10. Aaron Bruce [2004-08]	.811		10. Tommy Swanson [2004-06]	65
		Tony Rufus [1976-77]	18						Jamie Kendrick [1997-00]	65
MINUTES PLAYED		30-POINT GAMES		3-PT FIELD GOALS ATTEMPTED		REBOUNDS		BLOCKED SHOTS PER GAME		[min 30 blks]
1. <b>Curtis Jerrells [2005-]</b>	<b>3,591</b>	1. Vinne Johnson [1978-79]	12	1. Aundre Branch [1991-95]	744	1. Brian Skinner [1994-98]	915		1. Brian Skinner [1994-98]	3.36
2. Brian Skinner [1994-98]	3,399	2. David Wesley [1990-92]	8	2. Roddrick Miller [1994-98]	618	2. Jerry Mallett [1955-57]	877		2. <b>Mamadou Diene [2005-]</b>	<b>1.54</b>
3. Nelson Haggerty [1992-95]	3,127	3. Aundre Branch [1992-95]	7	3. Aaron Bruce [2004-08]	556	3. Darrell Hardy [1965-67]	836		3. Greg Davis [2000-02]	1.29
4. Doug Brandt [1994-97]	3,125	4. William Chatmon [1970-71]	5	4. <b>Curtis Jerrells [2005-]</b>	<b>550</b>	4. Terry Teagle [1979-82]	805		4. Ben Echols [1999-00]	1.22
5. <b>Kevin Rogers [2005-]</b>	<b>3,086</b>	5. <b>Curtis Jerrells [2005-]</b>	<b>4</b>	5. <b>Tweety Carter [2006-]</b>	<b>457</b>	5. <b>Kevin Rogers [2005-]</b>	<b>784</b>		5. Lawrence Roberts [2001-03]	1.21
6. Aaron Bruce [2004-08]	3,055	Larry Spicer [1976-77]	4	6. Wendell Greenleaf [1999-02]	441	6. Darryl Middleton [1985-88]	730		6. Jim Vasauskas [1978-79]	1.20
7. <b>Henry Dugat [2005-]</b>	<b>2,966</b>	Terry Teagle [1979-82]	4	7. <b>Henry Dugat [2005-]</b>	<b>410</b>	7. Doug Brandt [1993-97]	726		7. <b>Quincy Acy [2008-]</b>	<b>1.10</b>
Aundre Branch [1992-95]	2,940	Micheal Williams [1985-88]	4	8. Tevis Stukes [1998-00]	394	8. Tommy Bowman [1968-70]	695		8. Daryl Baucham [1981-83]	1.00
9. Roddrick Miller [1995-98]	2,932	9. Larry Gatewood [1968-70]	3	9. Willie Sublett [1990-94]	393	9. William Chatmon [1970-71]	671		9. Joey Fatta [1989-92]	0.99
10. Matt Sayman [2000-04]	2,784	Carlos Briggs [1984-84]	3	10. <b>LaceDarius Dunn [2007-]</b>	<b>384</b>	10. Charles McKinney [1973-74]	662		10. Willie Sublett [1991-94]	0.97
		Tony Rufus [1976-77]	3							
MINUTES PER GAME		[min 40 games]	3-PT FIELD GOAL PCT		[min 50 made]	REBOUNDS PER GAME		[min 40 games]	STEALS	
1. DeMarcus Minor [2000-01]	37.9		1. Melvin Hunt [1987-91]	.500		1. William Chatmon [1970-71]	13.4		1. Micheal Williams [1985-88]	282
2. John Lucas III [2002-03]	34.3		2. Mark Buchanan [1983-87]	.487		2. Charles McKinney [1973-74]	13.2		2. Terry Black [1999-01]	153
3. Terry Black [2000-01]	34.2		3. <b>LaceDarius Dunn [2007-]</b>	<b>.396</b>		3. Jerry Mallett [1955-57]	12.7		3. Wendell Greenleaf [1999-02]	151
4. Julius Denton [1989-90]	33.4		4. R.T. Guinn [2001-04]	.392		4. Darrell Hardy [15-67]	11.6		4. David Wesley [1990-92]	145
5. Tevis Stukes [1999-00]	33.1		5. Kenny Taylor [2001-03]	.3903		5. Tommy Bowman [1968-70]	9.7		5. <b>Curtis Jerrells [2005-]</b>	<b>143</b>
6. Brian Skinner [1994-98]	33.0		6. Aaron Bruce [2004-08]	.3902		6. Lawrence Roberts [2002-03]	9.3		6. <b>Henry Dugat [2005-]</b>	<b>138</b>
7. <b>Curtis Jerrells [2005-]</b>	<b>32.9</b>		7. <b>Tweety Carter [2006-]</b>	<b>.381</b>		7. Brian Skinner [1994-98]	8.9		7. Roddrick Miller [1994-98]	117
8. Patrick Hunter [1997-98]	32.2		8. David Wesley [1989-92]	.377		8. Winston Moore [1963-65]	8.5		8. Brian Skinner [1994-98]	116
9. Nelson Haggerty [1992-95]	31.9		9. <b>Henry Dugat [2005-]</b>	<b>.376</b>		9. Terry Black [2000-01]	8.1		9. Darryl Middleton [1985-88]	115
10. Aaron Bruce [2004-08]	28.8		10. Willie Sublett [1990-94]	.366		10. Larry Spicer [1976-77]	8.0		10. Julius Denton [1988-90]	110
<b>Kevin Rogers [2005-]</b>	<b>28.6</b>		<b>Curtis Jerrells [2005-]</b>	<b>.355</b>		<b>Kevin Rogers [2005-]</b>	<b>7.3</b>		<b>Tweety Carter [2006-]</b>	<b>101</b>
<b>Tweety Carter [2006-]</b>	<b>27.9</b>									
<b>Henry Dugat [2005-]</b>	<b>27.7</b>									
POINTS		FIELD GOALS MADE		FREE THROWS MADE		ASSISTS		TURNOVERS		
1. Terry Teagle [1979-82]	2,189	1. Terry Teagle [1979-82]	876	1. Micheal Williams [1985-88]	488	1. Nelson Haggerty [1991-95]	699		1. Micheal Williams [1987-88]	345
2. Micheal Williams [1985-88]	1,854	2. Brian Skinner [1994-98]	673	2. Terry Teagle [1979-82]	437	2. Micheal Williams [1985-88]	464		2. <b>Curtis Jerrells [2005-]</b>	<b>288</b>
3. Brian Skinner [1994-98]	1,702	3. Micheal Williams [1985-88]	657	3. Darryl Middleton [1985-88]	395	3. <b>Curtis Jerrells [2005-]</b>	<b>440</b>		3. Willie Sublett [1991-94]	279
4. Darryl Middleton [1985-88]	1,677	4. Darryl Middleton [1985-88]	641	4. Darrell Hardy [1965-67]	386	4. Aaron Bruce [2004-08]	320		4. Nelson Haggerty [1992-95]	277
5. Aundre Branch [1991-95]	1,666	5. Aundre Branch [1991-95]	573	5. <b>Curtis Jerrells [2005-]</b>	<b>371</b>	5. David Wesley [1989-92]	316		5. Brian Skinner [1995-98]	272
6. <b>Curtis Jerrells [2005-]</b>	<b>1,658</b>	6. <b>Curtis Jerrells [2005-]</b>	<b>546</b>	6. David Wesley [1982-92]	365	6. Jay Shakir [1980-83]	314		6. Vinnie Johnson [1977-78]	271
7. Darrell Hardy [1965-67]	1,360	7. Vinnie Johnson [1977-79]	503	7. Brian Skinner [1995-98]	356	7. DeMarcus Minor [1999-01]	310		Jay Shakir [1980-83]	271
8. Aaron Bruce [2004-08]	1,330	8. <b>Kevin Rogers [2005-]</b>	<b>488</b>	8. Doug Brandt [1994-97]	342	8. Vinnie Johnson [1977-79]	308		8. Terry Teagle [1979-82]	269
9. Doug Brandt [1993-97]	1,263	9. Darrell Hardy [1964-67]	487	9. Winston Moore [1963-65]	334	9. Matt Sayman [2000-04]	299		9. Pat Nunley [1979-82]	257
10. <b>Kevin Rogers [2005-]</b>	<b>1,232</b>	10. William Chatmon [1970-71]	24	10. Larry Gatewood [1968-70]	296	10. Pat Nunley [1979-82]	260		10. Aaron Bruce [2004-08]	251
11. Vinnie Johnson [1977-79]	1,231					<b>Tweety Carter [2006-]</b>	<b>252</b>			
12. David Wesley [1990-92]	1,224									
13. Willie Sublett [1990-94]	1,223									
14. <b>Henry Dugat [2005-]</b>	<b>1,167</b>									
15. Larry Gatewood [1968-70]	1,120									
16. William Chatmon [1969-71]	1,104									
17. Roddrick Miller [1994-98]	1,094									
18. Arthur Edwards [1975-78]	1,062									
19. Jerry Mallett [1955-57]	1,053									
20. Winston Moore [1963-65]	1,046									
21. Kelvin Chalmers [1989-92]	1,045									
22. Don Heathington [1947-50]	1,040									
<b>Tweety Carter [2006-]</b>	<b>874</b>									
<b>LaceDarius Dunn [2007-]</b>	<b>857</b>									
FIELD GOALS ATTEMPTED		FIELD GOALS ATTEMPTED		FREE THROWS ATTEMPTED		ASSISTS PER GAME		[min 125 assists]		
1. Terry Teagle [1978-82]	1,628	1. Terry Teagle [1978-82]	1,628	1. Micheal Williams [1985-88]	661	1. Nelson Haggerty [1991-95]	7.13			
2. Aundre Branch [1991-95]	1,409	2. Aundre Branch [1991-95]	1,409	2. Brian Skinner [1995-98]	638	2. Vinnie Johnson [1977-79]	6.04			
3. Micheal Williams [1984-88]	1,355	3. Micheal Williams [1984-88]	1,355	3. Darryl Middleton [1985-88]	600	3. DeMarcus Minor [1999-01]	5.17			
4. Vinnie Johnson [1977-79]	1,283	4. Vinnie Johnson [1977-79]	1,283	4. Terry Teagle [1979-82]	579	4. David Wesley [1989-92]	4.39			
5. <b>Curtis Jerrells [2005-]</b>	<b>1,275</b>	5. <b>Curtis Jerrells [2005-]</b>	<b>1,275</b>	5. Winston Moore [1963-65]	521	5. John Lucas III [2001-03]	4.17			
6. Brian Skinner [1994-98]	1,171	6. Brian Skinner [1994-98]	1,171	6. <b>Curtis Jerrells [2005-]</b>	<b>506</b>	7. Darrell Hardy [1965-67]	493			
7. Darryl Middleton [1984-88]	1,132	7. Darryl Middleton [1984-88]	1,132	7. Darrell Hardy [1965-67]	493	8. Doug Brandt [1994-97]	477			
8. Doug Brandt [1993-97]	1,002	8. Doug Brandt [1993-97]	1,002	8. Doug Brandt [1994-97]	477	9. David Wesley [1989-92]	441			
9. Darrell Hardy [1964-67]	969	9. Darrell Hardy [1964-67]	969	9. David Wesley [1989-92]	441	10. Alex Holcombe [1990-93]	432			
10. <b>Kevin Rogers [2005-]</b>	<b>959</b>	10. <b>Kevin Rogers [2005-]</b>	<b>959</b>							
<b>Henry Dugat [2005-]</b>	<b>948</b>	<b>Henry Dugat [2005-]</b>	<b>948</b>							

THE LAST TIME(TEAM/OPPONENT)...

<b>Baylor Scored 100 Points</b>	<b>113 vs. Jackson State (Dec. 31, 2008)</b>
An Opponent Scored 100 Points	100 by Kansas (Feb. 9, 2008)
<b>Baylor Scored 90 Points</b>	<b>98 vs. Oklahoma State (Jan. 17, 2009)</b>
<b>An Opponent Scored 90 Points</b>	<b>95 by Oklahoma (Jan. 24, 2009)</b>
<b>Baylor Scored Fewer than 60 Points</b>	<b>57 at Texas (March 2, 2009)</b>
<b>An Opponent Scored Fewer than 60 Points</b>	<b>57 by Colorado (Feb. 28, 2009)</b>
Baylor Scored Fewer than 50 Points	45 at Nebraska (Feb. 4, 2006)
<b>An Opponent Scored Fewer than 50 Points</b>	<b>43 by Southern (Nov. 22, 2008)</b>
<b>Baylor Won by 30 Points</b>	<b>35 vs. Jackson State (Dec. 31, 2008)</b>
An Opponent Won by 30 Points	40 by Oklahoma (Jan. 20, 2007)
Baylor Shot 65 pct from the floor	65.2 (45-69) vs. Prairie View (Dec. 5, 1995)
An Opponent Shot 65 pct from the floor	66.1 (39-59) by Oklahoma (Feb. 26, 2005)
<b>Baylor Shot 60 pct from the floor</b>	<b>63.8 (44-69) vs. Jackson State (Dec. 31, 2008)</b>
An Opponent Shot 60 pct from the floor	63.4 (26-41) by Texas A&M (March 5, 2005)
<b>Baylor Shot less than 35 pct from the floor</b>	<b>31.6 (18-57) at Texas (March 2, 2009)</b>
<b>An Opponent Shot less than 35 pct from the floor</b>	<b>27.4 (17-62) by Providence (Nov. 27, 2008)</b>
<b>Baylor Shot 50 pct from 3-point range</b>	<b>59.1 (13-22) at Kansas State (Jan. 21, 2009)</b>
<b>An Opponent Shot 50 pct from 3-point range</b>	<b>66.7 (6-9) by Texas A&amp;M (Jan. 14, 2009)</b>
<b>Baylor Shot less than 35 pct from 3-point range</b>	<b>23.8 (5-21) at Texas (March 2, 2009)</b>
<b>An Opponent Shot less than 35 pct from 3-point range</b>	<b>14.3 (1-7) by Texas (March 2, 2009)</b>
<b>Baylor Made 10 3-point field goals</b>	<b>13 at Oklahoma State (Feb. 21, 2009)</b>
<b>An Opponent Made 10 3-point field goals</b>	<b>10 by Iowa State (Feb. 24, 2009)</b>
<b>Baylor Shot 75 pct from the FT line (min. 5 made)</b>	<b>80.8 (21-26) vs. Colorado (Feb. 28, 2009)</b>
<b>An Opponent Shot 75 pct from FT line (min. 5 made)</b>	<b>93.8 (15-16) by Iowa State (Feb. 24, 2009)</b>
Baylor Shot less than 50 pct from the FT line	47.1 (8-17) vs. Texas Southern (Nov. 20, 2006)
<b>An Opponent Shot less than 50 pct from the FT line</b>	<b>47.4 (9-19) by South Carolina (Jan. 2, 2009)</b>
Baylor had 50 Rebounds	70 at Texas A&M (Jan. 23, 2008)
<b>An Opponent had 50 Rebounds</b>	<b>62 by Wake Forest (Nov. 30, 2008)</b>
<b>Baylor had 20 Offensive Rebounds</b>	<b>24 at Oklahoma (Jan. 24, 2009)</b>
<b>An Opponent had 20 Offensive Rebounds</b>	<b>20 by Wake Forest (Nov. 30, 2008)</b>
<b>Baylor had 20 Assists</b>	<b>24 vs. Paul Quinn (Nov. 14, 2008)</b>
An Opponent had 20 Assists	20 by Texas A&M (Feb. 24, 2007)
<b>Baylor had 20 Turnovers</b>	<b>23 vs. Providence (Nov. 27, 2008)</b>
<b>An Opponent had 20 Turnovers</b>	<b>23 by Texas Tech (Jan. 10, 2009)</b>
<b>Baylor had less than 10 Turnovers</b>	<b>8 at Oklahoma State (Feb. 21, 2009)</b>
<b>An Opponent had less than 10 Turnovers</b>	<b>7 by Oklahoma State (Feb. 21, 2009)</b>
<b>Baylor had 10 Steals</b>	<b>10 vs. Kansas (Feb. 2, 2009)</b>
<b>An Opponent had 10 Steals</b>	<b>10 by Oklahoma State (Jan. 17, 2009)</b>
<b>Baylor had 10 Blocked Shots</b>	<b>11 vs. Southern (Nov. 22, 2008)</b>
An Opponent had 10 Blocked Shots	10 by Colorado (Jan. 18, 2006)
<b>Baylor had two 20-point scorers</b>	<b>Jerrells, Dunn at Oklahoma (Jan. 24, 2009)</b>
<b>An Opponent had two 20-point scorers</b>	<b>Eaton, Anderson at Oklahoma State (Feb. 21, 2009)</b>
Baylor had seven double-figure scorers	vs. Missouri (March 1, 2008)
<b>Baylor had six double-figure scorers</b>	<b>vs. Oklahoma State (Jan. 17, 2009)</b>
<b>Baylor had five double-figure scorers</b>	<b>vs. Oklahoma State (Jan. 17, 2009)</b>
<b>Baylor had four double-figure scorers</b>	<b>vs. Texas A&amp;M (Feb. 14, 2009)</b>
Baylor had no players score in double figures	vs. Texas A&M (March 5, 2008)
Baylor had two double-figure rebounders	Rogers, Dunn at Texas A&M (Jan. 23, 2008)
<b>An Opponent had two double-figure rebounders</b>	<b>B. Griffin, Pattillo of Oklahoma (Feb. 11, 2009)</b>
<b>Baylor scored 50 points or more in first half</b>	<b>62 vs. Jackson State (Dec. 31, 2008)</b>
<b>Baylor scored 50 points or more in the second half</b>	<b>51 vs. Jackson State (Dec. 31, 2008)</b>
An Opponent scored 50 points or more in first half	58 by Oklahoma (Jan. 24, 2009)
<b>An Opponent scored 50 points or more in the second half</b>	<b>57 by Wake Forest (Nov. 30, 2008)</b>

Baylor scored 20 points or less in first half	18 vs. Kansas (Jan. 24, 2007)
Baylor scored 20 points or less in second half	15 at Nebraska (Feb. 4, 2006)
<b>An Opponent scored 20 points or less in first half</b>	<b>20 by Centenary (Nov. 18, 2008)</b>
<b>An Opponent scored 20 points or less in second half</b>	<b>20 by Southern (Nov. 22, 2008)</b>
Baylor failed to make a 3-point field goal	Feb. 21, 1990 vs. Texas Tech (0-8)
An Opponent failed to make a 3-point field goal	Feb. 9, 2008 by Kansas (0-9)
<b>Baylor defeated a ranked team</b>	<b>87-78 vs. 14/14 Arizona State (Nov. 28, 2008)</b>
<b>Baylor lost to a ranked team</b>	<b>63-78 vs. 2/2 Oklahoma (Feb. 11, 2009)</b>
<b>Baylor won an overtime game</b>	<b>98-92 vs. Oklahoma State (Jan. 17, 2009)</b>
Baylor lost an overtime game	84-91 (2ot) to Colorado (March 13, 2008)
Baylor won a double-overtime game	87-82 vs. Colorado State (Nov. 14, 2006)
Baylor lost a double-overtime game	84-91 to Colorado (March 13, 2008)
Baylor won a triple-overtime game	never
Baylor lost a triple-overtime game	93-97 at SMU (Jan. 9, 1988)
Baylor won a quadruple-overtime game	96-95 vs. North Texas State (Dec. 17, 1988)
Baylor lost a quadruple-overtime game	never
Baylor won a quintuple-overtime game	116-110 at Texas A&M (Jan. 23, 2008)
Baylor lost a quintuple-overtime game	never

THE LAST TIME(INDIVIDUAL)...

<b>A Bear Recorded a Triple-Double (Pts/Reb/Ast)</b>	<b>Curtis Jerrells (17 pts, 11 reb, 10 ast) vs. Hartford (Dec. 22, 2008)</b>
A Bear Recorded a Triple-Double (Pts/Reb/Blk)	Brian Skinner (24 pts, 14 reb, 10 blk) vs. Eastern Washington (Nov. 29, 1997)
<b>A Bear Recorded a Double-Double (Pts/Reb)</b>	<b>Kevin Rogers (13 pts, 12 reb) vs. Texas (Jan. 27, 2009)</b>
<b>A Bear Recorded a Double-Double (Pts/Ast)</b>	<b>Curtis Jerrells (31 pts, 10 ast) vs. Oklahoma State (Jan. 17, 2009)</b>
A Bear Had a 20/10 Performance (Pts/Reb)	Kevin Rogers (24 pts, 11 reb) at Colorado (Feb. 27, 2008)
An Opponent Had a 20/10 Performance (Pts/Reb)	Richard Roby (32 pts, 12 reb) of Colorado (March 13, 2008)
<b>A Bear Scored 30 Points</b>	<b>Tweety Carter (30) at Oklahoma State (Feb. 21, 2009)</b>
<b>An Opponent Scored 30 Points</b>	<b>James Harden (32) of Arizona State (Nov. 28, 2008)</b>
<b>A Bear Scored 20 Points</b>	<b>Curtis Jerrells (29) vs. Colorado (Feb. 28, 2009)</b>
<b>An Opponent Scored 20 Points</b>	<b>Cory Higgins (20) of Colorado (Feb. 28, 2009)</b>
A Bear Had 20 Rebounds	Lawrence Roberts (20) at Oklahoma State (Feb. 15, 2003)
An Opponent Had 20 Rebounds	Jamahl Mosley (20) of Colorado (March 8, 2001)
A Bear Had 15 Rebounds	Kevin Rogers (16) vs. Oklahoma (Jan. 26, 2008)
<b>An Opponent Had 15 Rebounds</b>	<b>Marshall Moses (18) of Oklahoma State (Feb. 21, 2009)</b>
<b>A Bear Had 10 Assists</b>	<b>Curtis Jerrells (10) vs. Oklahoma State (Jan. 17, 2009)</b>
An Opponent Had 10 Assists	Marcus Hall (10) of Colorado (March 13, 2008)
<b>A Bear Had 5 Steals</b>	<b>Curtis Jerrells (5) vs. Southern (Nov. 22, 2008)</b>
An Opponent Had 5 Steals	Will Blalock (5) of Iowa State (March 10, 2005)
<b>A Bear Had 5 Blocked Shots</b>	<b>Quincy Acy (5) vs. Paul Quinn (Nov. 15, 2008)</b>
An Opponent Had 5 Blocked Shots	Marcus King-Stockton (5) of Colorado (March 13, 2008)



## QUINCY ACY

- **Position** Forward
- **Class** Freshman • HS
- **Height** 6-7 • **Weight** 214
- **Hometown** Mesquite, Texas
- **High School** Horn
- **Body Fat** 5.5 %
- **Wingspan** 7 ft, 2.25 in
- **Standing Reach** 8 ft, 11 in

## SEASON & CAREER HIGHS

**PTS** Season: 17 vs. Oklahoma State [1/17/09]

Career: —

**REB** Season: 12 vs. Oklahoma State [1/17/09]

Career: —

**AST** Season: 2, three times; last vs. OU [2/11/09]

Career: —

**FG** Season: 7 vs. Centenary [11/18/08]

Career: —

**FGA** Season: 7, twice; last vs. Kansas [2/2/09]

Career: —

**3FG** Season: —

Career: —

**3FGA** Season: —

Career: —

**FT** Season: 7 vs. Oklahoma State [1/17/09]

Career: —

**FTA** Season: 10 vs. Oklahoma State [1/17/09]

Career: —

**STL** Season: 5 vs. Paul Quinn [11/15/08]

Career: —

**BLK** Season: 5 vs. Paul Quinn [11/15/08]

Career: —

**MIN** Season: 37 at Kansas State [1/21/09]

Career: —

## MISCELLANEOUS

Sea. (W-L) Car. (W-L)

Double-Figure Points: 6 (5-1) 6 (5-1)

Double-Figure Rebounds: 2 (2-0) 2 (2-0)

Led team in Rebounds: 2 (2-0) 2 (2-0)

2+ Blocks: 8 (5-3) 8 (5-3)

Double-Doubles: 2 (2-0) 2 (2-0)

## NOTES AND TRENDS

### • Averaged 6.9 points, 4.4 rebounds in 10 career starts (Jan. 17-Feb. 21)

- Came off bench at Iowa State on Feb. 24 after starting previous 10 games
- Made first career start on Jan. 17 against Oklahoma State
- Second career double-double (17 points, 12 rebounds) vs. Oklahoma State on Jan. 17
- 12 points, 9 rebounds in second-career start vs. Kansas State
- Baylor is 5-1 when Acy scores in double-figures (11 points vs. Texas)
- Career-high 7 free throws in OT win vs. Oklahoma State
- Season-high 2 assists in win at Washington State
- Scored 4 points with 4 rebounds in win vs. Jacksonville
- Saw his consecutive field goals streak end at 20; missed his first career field goal at the 11:07 mark of the first half vs. JU
- Tallied 15 points on 5-of-5 shooting in 85-43 win over Southern
- Scored 15 points on 7-of-7 shooting in 90-55 rout of Centenary
- Posted double-double in first career game, scoring 13 points and grabbing 11 rebounds vs. Paul Quinn
- Added 5 blocks and 5 steals in the 58-point win over Paul Quinn
- Set new Big 12 Conference and Baylor record for consecutive field goals made (20)
- Made first 20 field goals to start his career from Nov. 15-24
- Enrolled at Baylor for summer school in August 2008
- Nicknamed "The Cookie Monster" in high school (for cleaning the glass and dunking a lot)
- Big 12 Commissioner's Honor Roll, fall 2008

## ACY 2008-2009 GAME-BY-GAME STATS

opponent	date	gs	min	fg	fga	pct	3fg	fga	pct	ft	fta	pct	off	def	tot	avg	pf	fo	a	to	blk	stl	pts	avg
PAUL QUINN	11/15/08	19	6	6	1.000	0	0	.000	1	2	.500	3	8	11	11.0	4	0	2	0	5	5	13	13.0	
CENTENARY	11/18/08	21	7	7	1.000	0	0	.000	1	3	.333	0	5	5	8.0	2	0	0	1	0	1	15	14.0	
SOUTHERN	11/22/08	22	5	5	1.000	0	0	.000	5	9	.556	1	4	5	7.0	1	0	0	1	2	1	15	14.3	
JACKSONVILLE	11/24/08	18	2	3	.667	0	0	.000	0	1	.000	3	1	4	6.3	2	0	0	0	1	0	4	11.8	
vs Providence	11/27/08	13	2	2	1.000	0	0	.000	3	4	.750	2	3	5	6.0	3	0	1	1	1	0	7	10.8	
vs Arizona State	11/28/08	17	2	2	1.000	0	0	.000	3	5	.600	1	1	2	5.3	4	0	0	0	1	1	7	10.2	
vs Wake Forest	11/30/08	10	1	4	.250	0	0	.000	0	2	.000	0	5	5	5.3	5	1	0	4	0	0	2	9.0	
at Washington State	12/6/08	14	1	3	.333	0	0	.000	0	1	.000	0	0	0	4.6	3	0	2	0	0	0	2	8.1	
PRAIRIE VIEW A&M	12/13/08	19	3	5	.600	0	0	.000	0	0	.000	2	4	6	4.8	5	1	0	2	1	2	6	7.9	
UT ARLINGTON	12/20/08	12	1	2	.500	0	0	.000	0	0	.000	3	0	3	4.6	0	0	0	0	0	0	2	7.3	
HARTFORD	12/22/08	10	0	2	.000	0	0	.000	0	0	.000	1	2	3	4.5	1	0	0	1	2	1	0	6.6	
PORTLAND STATE	12/29/08	22	2	2	1.000	0	0	.000	1	1	1.000	0	4	4	4.4	1	0	0	3	1	1	5	6.5	
JACKSON STATE	12/31/08	18	3	4	.750	0	0	.000	0	4	.000	3	5	8	4.7	4	0	0	4	3	1	6	6.5	
SOUTH CAROLINA	1/2/09	17	2	3	.667	0	0	.000	0	0	.000	1	1	2	4.5	4	0	0	0	2	1	4	6.3	
TEXAS TECH	1/10/09	8	1	1	1.000	0	0	.000	0	0	.000	0	0	0	4.2	3	0	0	3	0	0	2	6.0	
at Texas A&M	1/14/09	17	3	3	1.000	0	0	.000	1	2	.500	3	1	4	4.2	2	0	1	1	1	0	7	6.1	
OKLAHOMA STATE	1/17/09	* 35	5	6	.833	0	0	.000	7	10	.700	4	8	12	4.6	1	0	0	2	3	0	17	6.7	
at Kansas State	1/21/09	* 37	5	6	.833	0	0	.000	2	4	.500	3	6	9	4.9	1	0	0	2	0	1	12	7.0	
at Oklahoma	1/24/09	* 20	1	5	.200	0	0	.000	0	0	.000	0	1	1	4.7	3	0	0	0	1	0	2	6.7	
TEXAS	1/27/09	* 30	4	5	.800	0	0	.000	3	3	1.000	3	2	5	4.7	4	0	0	1	3	0	11	7.0	
at Missouri	1/31/09	* 18	3	5	.600	0	0	.000	1	2	.500	3	1	4	4.7	4	0	0	1	0	0	7	7.0	
KANSAS	2/2/09	* 20	2	7	.286	0	0	.000	0	0	.000	1	4	5	4.7	0	0	0	1	2	2	4	6.8	
at Texas Tech	2/7/09	* 21	2	5	.400	0	0	.000	0	0	.000	0	0	0	4.5	3	0	0	1	0	0	4	6.7	
OKLAHOMA	2/11/09	* 25	2	4	.500	0	0	.000	0	1	.000	3	1	4	4.5	3	0	2	1	1	1	4	6.6	
TEXAS A&M	2/14/09	* 8	2	2	1.000	0	0	.000	0	0	.000	0	0	0	4.3	3	0	0	1	0	0	4	6.5	
at Oklahoma State	2/21/09	* 16	0	0	.000	0	0	.000	4	4	1.000	1	3	4	4.3	2	0	0	1	0	0	4	6.4	
at Iowa State	2/24/09	9	3	3	1.000	0	0	.000	1	2	.500	1	1	2	4.2	0	0	0	0	0	1	7	6.4	
COLORADO	2/28/09	12	0	1	.000	0	0	.000	5	6	.833	2	1	3	4.1	2	0	0	0	0	0	5	6.4	
at Texas	3/2/09	15	1	2	.500	0	0	.000	0	2	.000	1	0	1	4.0	3	0	1	0	2	0	2	6.2	
NEBRASKA	3/7/09																							
TOTALS		10	523	71	105	.676	0	0	.000	38	68	.559	45	72	117	4.0	73	2	9	32	32	19	180	6.2

## ACY CAREER STATS

year	gp	gs	min	avg	fg	fga	pct	3fg	fga	pct	ft	fta	pct	off	def	tot	avg	pf	fo	a	to	blk	stl	pts	avg
2008-09 (fr)	29	10	523	18.0	71	105	.676	0	0	.000	38	68	.559	45	72	117	4.0	73	2	9	32	32	19	180	6.2
<b>Career</b>	<b>29</b>	<b>10</b>	<b>523</b>	<b>18.0</b>	<b>71</b>	<b>105</b>	<b>.676</b>	<b>0</b>	<b>0</b>	<b>.000</b>	<b>38</b>	<b>68</b>	<b>.559</b>	<b>45</b>	<b>72</b>	<b>117</b>	<b>4.0</b>	<b>73</b>	<b>2</b>	<b>9</b>	<b>32</b>	<b>32</b>	<b>19</b>	<b>180</b>	<b>6.2</b>

## ACY CAREER BIG 12 STATS

year	gp	gs	min	avg	fg	fga	pct	3fg	fga	pct	ft	fta	pct	off	def	tot	avg	pf	fo	a	to	blk	stl	pts	avg
2008-09 (fr)	15	10	291	19.4	34	55	.618	0	0	.000	24	36	.667	25	29	54	3.6	34	0	4	15	13	5	92	6.1
<b>Career</b>	<b>15</b>	<b>10</b>	<b>291</b>	<b>19.4</b>	<b>34</b>	<b>55</b>	<b>.618</b>	<b>0</b>	<b>0</b>	<b>.000</b>	<b>24</b>	<b>36</b>	<b>.667</b>	<b>25</b>	<b>29</b>	<b>54</b>	<b>3.6</b>	<b>34</b>	<b>0</b>	<b>4</b>	<b>15</b>	<b>13</b>	<b>5</b>	<b>92</b>	<b>6.1</b>



## TWEETY CARTER

- **Position** Guard
- **Class** Junior • 2L
- **Height** 5-11 • **Weight** 180
- **Hometown** Reserve, La.
- **High School** Reserve Christian
- **Shoe Size** 11
- **Vertical Leap** 36 in
- **Standing Reach** 7 ft, 8.5 in

## SEASON & CAREER HIGHS

<b>PTS</b>	<b>Season:</b> 30 at Oklahoma State [2/21/09] <b>Career:</b> 31 at Syracuse [12/16/06]
<b>REB</b>	<b>Season:</b> 6, twice; last at Oklahoma [1/24/09] <b>Career:</b> 7 at Texas A&M [2/24/07]
<b>AST</b>	<b>Season:</b> 8 at Kansas State [1/21/09] <b>Career:</b> 8 at Kansas State [1/21/09]
<b>FG</b>	<b>Season:</b> 11 at Oklahoma State [2/21/09] <b>Career:</b> 11, twice; last at OSU [2/21/09]
<b>FGA</b>	<b>Season:</b> 18 at Oklahoma State [2/21/09] <b>Career:</b> 19 at Syracuse [12/16/06]
<b>3FG</b>	<b>Season:</b> 7 at Oklahoma State [2/21/09] <b>Career:</b> 7, twice; last at OSU [2/21/09]
<b>3FGA</b>	<b>Season:</b> 11, three times; last at ISU [2/24/09] <b>Career:</b> 12 at Syracuse [12/16/06]
<b>FT</b>	<b>Season:</b> 5, three times; last vs. TTU [1/10/09] <b>Career:</b> 6, twice; last vs. Missouri [3/1/08]
<b>FTA</b>	<b>Season:</b> 6, twice; last vs. TTU [1/10/09] <b>Career:</b> 6, four times; last vs. TTU [1/10/09]
<b>STL</b>	<b>Season:</b> 4, twice; last vs. TTU [1/10/09] <b>Career:</b> 5 vs. Texas Southern [11/20/06]
<b>BLK</b>	<b>Season:</b> — <b>Career:</b> 1, twice; last vs. Colorado [3/13/08]
<b>MIN</b>	<b>Season:</b> 38, twice; last at ISU [2/24/09] <b>Career:</b> 42, twice; last vs. Colorado [3/13/08]

## MISCELLANEOUS

	Sea. (W-L)	Car. (W-L)
<b>Double-Figure Points:</b>	16 (9-7)	41 (24-17)
<b>Led team in Points:</b>	4 (1-3)	9 (5-4)
<b>20+ Points:</b>	2 (0-2)	4 (1-3)
<b>5+ Assists:</b>	7 (6-1)	15 (12-3)
<b>Led team in Assists:</b>	10 (5-5)	28 (13-15)

## NOTES AND TRENDS

- **Ranks 5th overall in the Big 12 in assist-to-turnover ratio (2.35) and 4th in Big 12-only (2.27)**
- **A 38.1 percent career 3-point shooter — ranks 7th all-time at Baylor**
- **Has made a 3-point field goal in 17 consecutive games**
- Scored season-high 30 points at Oklahoma State, including career-high-tying 7 3-pointers
- Recorded a career-high 8 assists at Kansas State
- Baylor is 6-1 this season when Carter records 5+ assists (7 assists vs. Texas)
- Made 2 3-pointers to start overtime vs. Oklahoma State on Jan. 17 (only 2 3-FG attempts of the game)
- Scored 16 points at Texas A&M; first time leading team in scoring this year
- Scored 17 points with 5 assists and 4 steals in win over Prairie View A&M
- Scored 12 points on season-high 35 minutes at Washington State
- Dished out 6 assists vs. Arizona State
- Scored 11 points vs. Providence
- Did not play in first three games (coach's decision)
- First-ever McDonald's All-American at Baylor
- Highest-scoring high school player in U.S. history with 7,457 points in six varsity seasons
- Owns national high school 3-point single-season mark
- Given name is Demond (DEE-mond), nicknamed "Tweety" because of crying sound as a baby

## TRACKING 1,000 CAREER POINTS

8 7 4

## CARTER 2008-2009 GAME-BY-GAME STATS

opponent	date	gs	min	fg	fga	pct	3fg	fga	pct	ft	fta	pct	off	def	tot	avg	pf	fo	a	to	blk	stl	pts	avg	
PAUL QUINN	11/15/08																								
CENTENARY	11/18/08																								
SOUTHERN	11/22/08																								
JACKSONVILLE	11/24/08	*	30	2	5	.400	1	3	.333	1	2	.500	0	1	1	1.0	4	0	3	0	0	3	6	6.0	
vs Providence	11/27/08	*	35	3	5	.600	0	2	.000	5	6	.833	0	7	7	4.0	3	0	1	2	0	1	11	8.5	
vs Arizona State	11/28/08	*	31	1	2	.500	1	2	.500	3	4	.750	1	5	6	4.7	1	0	6	1	0	1	6	7.7	
vs Wake Forest	11/30/08	*	33	2	13	.154	2	8	.250	2	2	1.000	1	1	2	4.0	4	0	3	1	0	0	8	7.8	
at Washington State	12/6/08	*	35	3	5	.600	1	2	.500	5	5	1.000	1	3	4	4.0	3	0	0	0	0	0	12	8.6	
PRAIRIE VIEW A&M	12/13/08	*	29	5	11	.455	4	8	.500	3	4	.750	0	1	1	3.5	1	0	5	2	0	4	17	10.0	
UT ARLINGTON	12/20/08	*	38	5	12	.417	3	7	.429	0	0	.000	1	1	2	3.3	3	0	1	1	0	1	13	10.4	
HARTFORD	12/22/08	*	34	5	7	.714	4	6	.667	0	0	.000	0	3	3	3.3	2	0	0	3	0	0	14	10.9	
PORTLAND STATE	12/29/08	*	32	2	7	.286	0	4	.000	2	3	.667	0	3	3	3.2	4	0	5	1	0	2	6	10.3	
JACKSON STATE	12/31/08	*	27	4	6	.667	4	5	.800	0	0	.000	1	2	3	3.2	1	0	6	0	0	1	12	10.5	
SOUTH CAROLINA	1/2/09	*	31	6	12	.500	4	6	.667	2	3	.667	1	2	3	3.2	3	0	0	1	0	0	18	11.2	
TEXAS TECH	1/10/09	*	35	2	9	.222	2	8	.250	5	6	.833	0	1	1	3.0	2	0	5	1	0	4	11	11.2	
at Texas A&M	1/14/09	*	37	6	11	.545	3	7	.429	1	2	.500	1	0	1	2.8	3	0	2	0	0	0	16	11.5	
OKLAHOMA STATE	1/17/09	*	37	4	5	.800	2	2	1.000	1	3	.333	1	2	3	2.9	3	0	2	2	0	1	11	11.5	
at Kansas State	1/21/09	*	35	2	7	.286	1	3	.333	0	0	.000	0	2	2	2.8	1	0	8	2	0	2	5	11.1	
at Oklahoma	1/24/09	*	30	1	6	.167	1	4	.250	0	0	.000	3	3	6	3.0	1	0	1	1	0	0	3	10.6	
TEXAS	1/27/09	*	25	3	8	.375	3	6	.500	0	5	.000	1	2	3	3.0	4	0	7	3	0	1	9	10.5	
at Missouri	1/31/09	*	36	5	12	.417	2	8	.250	0	0	.000	0	4	4	3.1	3	0	4	1	0	2	12	10.6	
KANSAS	2/2/09	*	35	4	12	.333	4	11	.364	0	0	.000	0	1	1	2.9	3	0	3	3	0	2	12	10.6	
at Texas Tech	2/7/09	*	32	4	9	.444	4	8	.500	0	0	.000	0	2	2	2.9	4	0	1	1	0	1	12	10.7	
OKLAHOMA	2/11/09	*	33	3	9	.333	2	8	.250	0	0	.000	1	2	3	2.9	2	0	4	1	0	1	8	10.6	
TEXAS A&M	2/14/09	*	36	4	9	.444	2	5	.400	4	4	1.000	0	2	2	2.9	0	0	2	0	0	3	14	10.7	
at Oklahoma State	2/21/09	*	36	11	18	.611	7	11	.636	1	2	.500	0	0	0	2.7	3	0	1	1	0	0	30	11.6	
at Iowa State	2/24/09	*	38	7	15	.467	3	11	.273	3	3	1.000	0	2	2	2.7	2	0	2	3	0	0	20	11.9	
COLORADO	2/28/09	*	33	3	8	.375	1	5	.200	1	2	.500	0	1	1	2.6	1	0	4	1	0	3	8	11.8	
at Texas	3/2/09	*	37	2	7	.286	1	5	.200	0	0	.000	0	3	3	2.7	4	0	4	2	0	0	5	11.5	
NEBRASKA	3/7/09																								
Totals			26	870	99	230	.430	62	155	.400	39	56	.696	13	56	69	2.7	65	0	80	34	0	33	299	11.5

## CARTER CAREER STATS

year	gp	gs	min	avg	fg	fga	pct	3fg	fga	pct	ft	fta	pct	off	def	tot	avg	pf	fo	a	to	blk	stl	pts	avg
2006-07 (fr)	31	13	789	25.5	92	247	.372	57	166	.343	28	36	.778	12	44	56	1.8	59	0	83	38	2	37	269	8.7
2007-08 (so)	32	8	827	25.8	103	242	.426	55	136	.404	45	61	.738	15	44	59	1.8	71	2	89	50	0	31	306	9.6
2008-09 (jr)	26	26	870	33.5	99	230	.430	62	155	.400	39	56	.696	13	56	69	2.7	65	0	80	34	0	33	299	11.5
<b>Career</b>	<b>89</b>	<b>47</b>	<b>2486</b>	<b>27.9</b>	<b>294</b>	<b>719</b>	<b>.409</b>	<b>174</b>	<b>457</b>	<b>.381</b>	<b>112</b>	<b>153</b>	<b>.732</b>	<b>40</b>	<b>144</b>	<b>184</b>	<b>2.1</b>	<b>195</b>	<b>2</b>	<b>252</b>	<b>122</b>	<b>2</b>	<b>101</b>	<b>874</b>	<b>9.8</b>

## CARTER CAREER BIG 12 STATS

year	gp	gs	min	avg	fg	fga	pct	3fg	fga	pct	ft	fta	pct	off	def	tot	avg	pf	fo	a	to	blk	stl	pts	avg
2006-07 (fr)	16	11	432	27.0	43	132	.326	30	93	.323	14	18	.778	9	28	37	2.3	39	0	40	17	2	17	130	8.1
2007-08 (so)	16	6	437	27.3	48	118	.407	30	69	.435	32	40	.800	6	22	28	1.8	42	2	48	24	0	14	158	9.9
2008-09 (jr)	15	15	515	34.3	61	145	.421	38	102	.373	16	27	.593	7	27	34	2.3	36	0	50	22	0	20	176	11.7
<b>Career</b>	<b>47</b>	<b>32</b>	<b>1384</b>	<b>29.4</b>	<b>152</b>	<b>395</b>	<b>.385</b>	<b>98</b>	<b>264</b>	<b>.371</b>	<b>62</b>	<b>85</b>	<b>.729</b>	<b>22</b>	<b>77</b>	<b>99</b>	<b>2.1</b>	<b>117</b>	<b>2</b>	<b>138</b>	<b>63</b>	<b>2</b>	<b>51</b>	<b>464</b>	<b>9.9</b>



## MAMADOU DIENE

- **Position** Center
- **Class** Senior • 3L
- **Height** 7-1 • **Weight** 255
- **Hometown** Yeumbeul, Senegal
- **High School** Jean de la Fontaine
- **Shoe Size** 16
- **Standing Reach** 9 ft, 6 in
- **Wingspan** 7 ft, 3 1/4 in

## SEASON & CAREER HIGHS

<b>PTS</b>	<b>Season:</b> 7 vs. Southern [11/22/08] <b>Career:</b> 14 vs. Texas [3/9/07]
<b>REB</b>	<b>Season:</b> 4, three times; last vs. TAMU [2/14/09] <b>Career:</b> 12 vs. Texas [3/9/07]
<b>AST</b>	<b>Season:</b> 1, twice; last vs. Colorado [2/28/09] <b>Career:</b> 2, four times; last vs. Grambling [11/29/06]
<b>FG</b>	<b>Season:</b> 3, twice; last vs. JSU [12/31/08] <b>Career:</b> 5, three times; last vs. Missouri [3/1/08]
<b>FGA</b>	<b>Season:</b> 4, twice; last at ISU [2/24/09] <b>Career:</b> 10 vs. Texas [3/9/07]
<b>3FG</b>	<b>Season:</b> — <b>Career:</b> none
<b>3FGA</b>	<b>Season:</b> — <b>Career:</b> none
<b>FT</b>	<b>Season:</b> 3 vs. Centenary [11/18/08] <b>Career:</b> 5 vs. Texas Tech [2/6/08]
<b>FTA</b>	<b>Season:</b> 4, twice; last vs. USC [1/2/09] <b>Career:</b> 9 vs. Gonzaga [11/15/06]
<b>STL</b>	<b>Season:</b> 1, three times; last at OU [1/24/09] <b>Career:</b> 2 vs. Iowa State [1/12/08]
<b>BLK</b>	<b>Season:</b> 3 vs. Southern [11/22/08] <b>Career:</b> 6, twice; last vs. Texas A&M [3/5/08]
<b>MIN</b>	<b>Season:</b> 18 vs. Providence [11/27/08] <b>Career:</b> 31 vs. Texas [1/21/06]

## MISCELLANEOUS

	Sea. (W-L)	Car. (W-L)
<b>Double-Figure Points:</b>	0 (0-0)	4 (2-2)
<b>Double-Figure Rebounds:</b>	0 (0-0)	6 (2-4)
<b>Led team in Rebounds:</b>	1 (1-0)	20 (8-12)
<b>2+ Blocks:</b>	3 (2-1)	35 (17-18)
<b>Double-Doubles:</b>	0 (0-0)	1 (0-1)

## NOTES AND TRENDS

- **11 points, 11 rebounds and 4 blocks in last 4 games**
- **Scored 5 points in 16 minutes vs. Colorado — the most in a Big 12 game this season**
- **Started at Iowa State, first start in 11 games**
- **Recorded 4 points, 2 rebounds and 1 block at Iowa State**
- **Logged 14 minutes, 4 rebounds, 2 blocks against Texas A&M**
- 2nd all-time at Baylor with 137 career blocked shots
- 10th all-time in Big 12 history with 87 career blocked shots in Big 12 games
- Tallied 2 blocks against Texas A&M, second time this year with multiple blocks
- Scored 6 points vs. Jackson State — the most points scored since Southern game (7 points)
- Played season-low 6 minutes vs. UT Arlington
- Went 3-of-4 at the free throw line, scoring 3 points vs. Centenary
- Scored season-high 7 points and 3 blocks in win over Southern
- **Graduated Dec. 20 - the first Scott Drew student-athlete to graduate and play the same day**
- Named Wooden Citizenship Cup semifinalist
- 2007-08 Big 12 Male Sportsperson of the Year
- Gregarious crowd and campus favorite, known by nickname "The Mayor"
- First signee of Scott Drew era at Baylor

## DIENE 2008-2009 GAME-BY-GAME STATS

opponent	date	gs	min	fg	fga	pct	3fg	fga	pct	ft	fta	pct	off	def	tot	avg	pf	fo	a	to	blk	stl	pts	avg	
PAUL QUINN	11/15/08	*	15	1	1	1.000	0	0	.000	0	0	.000	2	2	4	4.0	3	0	0	1	1	0	2	2.0	
CENTENARY	11/18/08	*	15	0	0	.000	0	0	.000	3	4	.750	2	1	3	3.5	0	0	0	0	0	0	3	2.5	
SOUTHERN	11/22/08	*	16	3	3	1.000	0	0	.000	1	1	1.000	2	0	2	3.0	1	0	0	1	3	1	7	4.0	
JACKSONVILLE	11/24/08	*	11	0	1	.000	0	0	.000	0	0	.000	2	0	2	2.8	1	0	0	0	1	0	0	3.0	
vs Providence	11/27/08	*	18	2	2	1.000	0	0	.000	0	2	.000	2	0	2	2.6	4	0	0	3	1	0	4	3.2	
vs Arizona State	11/28/08	*	12	1	1	1.000	0	0	.000	0	0	.000	0	0	0	2.2	4	0	0	0	0	0	2	3.0	
vs Wake Forest	11/30/08	*	17	1	1	1.000	0	0	.000	1	2	.500	0	2	2	2.1	3	0	0	0	1	0	3	3.0	
at Washington State	12/6/08	*	16	0	0	.000	0	0	.000	0	0	.000	0	3	3	2.3	2	0	0	0	0	0	0	2.6	
PRAIRIE VIEW A&M	12/13/08	*	8	1	1	1.000	0	0	.000	0	0	.000	0	4	4	2.4	3	0	1	1	1	0	2	2.6	
UT ARLINGTON	12/20/08	*	6	0	1	.000	0	0	.000	0	2	.000	0	0	0	2.2	1	0	0	0	0	0	0	2.3	
HARTFORD	12/22/08	*	4	0	0	.000	0	0	.000	0	0	.000	0	0	0	2.0	0	0	0	0	1	0	0	2.1	
PORTLAND STATE	12/29/08	*	6	0	1	.000	0	0	.000	0	0	.000	0	0	0	1.8	0	0	0	0	0	0	0	1.9	
JACKSON STATE	12/31/08	*	11	3	4	.750	0	0	.000	0	0	.000	0	0	0	1.7	4	0	0	0	1	0	6	2.2	
SOUTH CAROLINA	1/2/09	*	11	0	0	.000	0	0	.000	1	4	.250	1	1	2	1.7	1	0	0	2	0	0	1	2.1	
TEXAS TECH	1/10/09	*	1	0	0	.000	0	0	.000	0	0	.000	0	0	0	1.6	1	0	0	0	1	0	0	2.0	
at Texas A&M	1/14/09	*	9	0	0	.000	0	0	.000	0	0	.000	0	0	0	1.5	4	0	0	1	2	0	0	1.9	
OKLAHOMA STATE	1/17/09												-DNP (coach's decision)-												
at Kansas State	1/21/09												-DNP (coach's decision)-												
at Oklahoma	1/24/09		2	0	0	.000	0	0	.000	0	0	.000	0	0	0	1.4	0	0	0	0	0	1	0	1.8	
TEXAS	1/27/09												-DNP (coach's decision)-												
at Missouri	1/31/09		1	0	0	.000	0	0	.000	0	0	.000	0	0	0	1.3	0	0	0	0	0	0	0	1.7	
KANSAS	2/2/09												-DNP (coach's decision)-												
at Texas Tech	2/7/09												-DNP (coach's decision)-												
OKLAHOMA	2/11/09		6	0	2	.000	0	0	.000	0	0	.000	1	0	1	1.3	3	0	0	1	0	0	0	1.6	
TEXAS A&M	2/14/09		14	0	0	.000	0	0	.000	0	0	.000	1	3	4	1.5	2	0	0	0	2	0	0	1.5	
at Oklahoma State	2/21/09												-DNP (coach's decision)-												
at Iowa State	2/24/09	*	12	2	4	.500	0	0	.000	0	1	.000	2	0	2	1.5	4	0	0	0	1	0	4	1.6	
COLORADO	2/28/09		16	2	3	.667	0	0	.000	1	1	1.000	2	1	3	1.5	4	0	1	0	1	0	5	1.8	
at Texas	3/2/09		10	1	2	.500	0	0	.000	0	0	.000	2	0	2	1.6	2	0	0	0	0	0	2	1.8	
NEBRASKA	3/7/09																								
TOTALS			17	237	17	27	.630	0	0	.000	7	17	.412	19	17	36	1.6	47	0	2	10	17	2	41	1.8

## DIENE CAREER STATS

year	gp	gs	min	avg	fg	fga	pct	3fg	fga	pct	ft	fta	pct	off	def	tot	avg	pf	fo	a	to	blk	stl	pts	avg
2005-06 (rfr)	17	17	395	23.2	24	46	.522	0	0	.000	6	18	.333	40	59	99	5.8	64	7	10	32	38	9	54	3.2
2006-07 (so)	26	26	497	19.1	44	83	.530	0	0	.000	37	71	.521	43	79	122	4.7	80	6	5	23	41	6	125	4.8
2007-08 (jr)	25	1	413	16.5	31	46	.674	0	0	.000	24	36	.667	37	60	97	3.9	71	7	5	12	41	4	86	3.4
2008-09 (sr)	23	17	237	10.3	17	27	.630	0	0	.000	7	17	.412	19	17	36	1.6	47	0	2	10	17	2	41	1.8
<b>Career</b>	<b>91</b>	<b>61</b>	<b>1542</b>	<b>16.9</b>	<b>116</b>	<b>202</b>	<b>.574</b>	<b>0</b>	<b>0</b>	<b>.000</b>	<b>74</b>	<b>142</b>	<b>.521</b>	<b>139</b>	<b>215</b>	<b>354</b>	<b>3.9</b>	<b>262</b>	<b>20</b>	<b>22</b>	<b>77</b>	<b>137</b>	<b>21</b>	<b>306</b>	<b>3.4</b>

## DIENE CAREER BIG 12 STATS

year	gp	gs	min	avg	fg	fga	pct	3fg	fga	pct	ft	fta	pct	off	def	tot	avg	pf	fo	a	to	blk	stl	pts	avg
2005-06 (rfr)	16	16	371	23.2	24	45	.533	0	0	.000	6	18	.333	39	55	94	5.9	59	6	8	32	34	9	54	3.4
2006-07 (so)	13	13	212	16.3	11	26	.423	0	0	.000	16	25	.640	12	26	38	2.9	37	3	1	10	13	2	38	2.9
2007-08 (jr)	16	0	290	18.1	22	29	.759	0	0	.000	20	25	.800	23	41	64	4.0	59	7	3	9	33	3	64	4.0
2008-09 (sr)	9	3	71	7.9	5	11	.455	0	0	.000	1	2	.500	8	4	12	1.3	20	0	1	2	7	1	11	1.2
<b>Career</b>	<b>54</b>	<b>32</b>	<b>944</b>	<b>17.5</b>	<b>62</b>	<b>111</b>	<b>.559</b>	<b>0</b>	<b>0</b>	<b>.000</b>	<b>43</b>	<b>70</b>	<b>.614</b>	<b>82</b>	<b>126</b>	<b>208</b>	<b>3.9</b>	<b>175</b>	<b>16</b>	<b>13</b>	<b>53</b>	<b>87</b>	<b>15</b>	<b>167</b>	<b>3.1</b>



## HENRY DUGAT

- **Position** Guard
- **Class** Senior • 3L
- **Height** 6-0 • **Weight** 173
- **Hometown** Dayton, Texas
- **High School** Dayton
- **Shoe Size** 12
- **Body Fat** 3.3 percent
- **Vertical Jump** 40 1/4 in

## SEASON & CAREER HIGHS

<b>PTS</b>	<b>Season:</b> 22 vs. Paul Quinn [11/15/08] <b>Career:</b> 29 vs. Colorado State [11/14/06]
<b>REB</b>	<b>Season:</b> 10 vs. Southern [11/22/08] <b>Career:</b> 10 vs. Southern [11/22/08]
<b>AST</b>	<b>Season:</b> 9 vs. Southern [11/22/08] <b>Career:</b> 9 vs. Southern [11/22/08]
<b>FG</b>	<b>Season:</b> 7, three times; last vs. JSU [12/31/08] <b>Career:</b> 10 vs. Colorado State [11/14/06]
<b>FGA</b>	<b>Season:</b> 17 vs. Wake Forest [11/30/08] <b>Career:</b> 21 vs. Kansas State [2/1/06]
<b>3FG</b>	<b>Season:</b> 4, twice; last vs. PVAMU [12/13/08] <b>Career:</b> 6 vs. Kansas State [2/1/06]
<b>3FGA</b>	<b>Season:</b> 8 vs. Wake Forest [11/30/08] <b>Career:</b> 13 vs. Kansas State [2/1/06]
<b>FT</b>	<b>Season:</b> 7 vs. Hartford [12/22/08] <b>Career:</b> 8 at Texas A&M [2/24/07]
<b>FTA</b>	<b>Season:</b> 8, twice; last vs. Hartford [12/22/08] <b>Career:</b> 9, two times; last vs. Missouri [3/1/08]
<b>STL</b>	<b>Season:</b> 4, twice; last vs. Hartford [12/22/08] <b>Career:</b> 4, five times; last vs. Hartford [12/22/08]
<b>BLK</b>	<b>Season:</b> 2, twice; last vs. USC [1/2/09] <b>Career:</b> 2, five times; last vs. USC [1/2/09]
<b>MIN</b>	<b>Season:</b> 36, three times; last at TAMU [1/14/09] <b>Career:</b> 45 vs. Colorado State [11/14/06]

## MISCELLANEOUS

	<b>Sea. (W-L)</b>	<b>Car. (W-L)</b>
<b>Double-Figure Points:</b>	17 (12-5)	59 (36-23)
<b>Led team in Points:</b>	3 (1-2)	20 (13-7)
<b>20+ Points:</b>	2 (2-0)	11 (10-1)
<b>5+ Assists:</b>	4 (4-0)	10 (9-1)
<b>5+ Rebounds:</b>	5 (3-2)	33 (19-14)

## NOTES AND TRENDS

- Became 21st player in school history to score 1,000 career points, reaching the milestone Dec. 22 vs. Hartford
- Averaging 7.5 points and shooting 19.0 percent from 3-point range in Big 12 play (averaged 13.8 points and 43.4 percent from 3-point range in non-conference play)
- 0-for-16 3FGs in last 7 games
- Scored 6 points in 26 minutes off the bench in a loss at Texas
- Scored 5 points in 18 minutes off the bench in a win vs. Colorado
- Did not score at Oklahoma State — held scoreless for first time since Nov. 11, 2007, vs. Winthrop
- Scored 6 points at Oklahoma (broke string of 12 straight games in double-figures)
- Made 41 of his last 49 free throws over last 17 games (83.7 percent)
- Chipped in 20 points on 7-of-11 shooting in win vs. Jackson State
- Scored 16 points in 32 minutes vs. Hartford
- Scored 11 points on 4-of-7 shooting (3-for-5 from 3-point range) in 36 minutes vs. UT Arlington
- Scored 8 straight points to spur 10-0 Baylor run and help the Bears to a 27-point rout of Prairie View A&M
- Went 6-for-6 from the free throw line at Washington State
- Chipped in game-high 19 points vs. Wake Forest in 76 Classic championship game
- All 10 rebounds vs. Southern were on the defensive end
- Fell one assist shy of recording fourth triple-double in school history; scored 13 points with career-high 10 rebounds and 9 assists in win over Southern
- Scored game-high 22 points with five assists in season-opening win over Paul Quinn
- Shot 70.0 percent from the field (7-for-10), 80.0 percent from 3-point range (4-for-5) and 4-for-4 from free throw line
- Was 4-for-5 from 3-point range vs. Paul Quinn

## DUGAT 2008-2009 GAME-BY-GAME STATS

opponent	date	gs	min	fg	fga	pct	3fg	fga	pct	ft	fta	pct	off	def	tot	avg	pf	fo	a	to	blk	stl	pts	avg	
PAUL QUINN	11/15/08	*	28	7	10	.700	4	5	.800	4	4	1.000	0	2	2	2.0	1	0	5	1	2	3	22	22.0	
CENTENARY	11/18/08	*	33	5	11	.455	1	3	.333	3	6	.500	1	3	4	3.0	1	0	4	2	0	1	14	18.0	
SOUTHERN	11/22/08	*	36	4	8	.500	0	1	.000	5	8	.625	0	10	10	5.3	0	0	9	3	0	3	13	16.3	
JACKSONVILLE	11/24/08	*	30	2	7	.286	1	2	.500	0	0	.000	1	2	3	4.8	4	0	2	1	0	0	5	13.5	
vs Providence	11/27/08	*	26	1	4	.250	1	3	.333	0	0	.000	0	5	5	4.8	2	0	3	6	0	1	3	11.4	
vs Arizona State	11/28/08	*	32	5	9	.556	2	4	.500	2	3	.667	0	1	1	4.2	2	0	3	3	0	3	14	11.8	
vs Wake Forest	11/30/08	*	33	7	17	.412	3	8	.375	2	4	.500	0	3	3	4.0	5	1	2	2	0	4	19	12.9	
at Washington State	12/6/08	*	35	3	5	.600	0	0	.000	6	6	1.000	0	3	3	3.9	2	0	1	3	0	3	12	12.8	
PRAIRIE VIEW A&M	12/13/08	*	26	6	10	.600	4	7	.571	1	2	.500	2	0	2	3.7	3	0	1	1	0	2	17	13.2	
UT ARLINGTON	12/20/08	*	36	4	7	.571	3	5	.600	0	0	.000	0	1	1	3.4	1	0	2	0	0	1	11	13.0	
HARTFORD	12/22/08	*	32	4	9	.444	1	4	.250	7	8	.875	0	2	2	3.3	2	0	2	3	0	4	16	13.3	
PORTLAND STATE	12/29/08	*	29	4	13	.308	1	4	.250	2	4	.500	0	5	5	3.4	2	0	5	2	0	2	11	13.1	
JACKSON STATE	12/31/08	*	24	7	11	.636	1	4	.250	5	5	1.000	0	3	3	3.4	0	0	4	0	1	2	20	13.6	
SOUTH CAROLINA	1/2/09	*	34	6	14	.429	1	3	.333	3	4	.750	3	5	8	3.7	3	0	1	4	2	3	16	13.8	
TEXAS TECH	1/10/09	*	32	5	7	.714	0	2	.000	0	0	.000	0	1	1	3.5	3	0	2	2	0	3	10	13.5	
at Texas A&M	1/14/09	*	36	3	7	.429	1	2	.500	5	5	1.000	1	5	6	3.7	1	0	2	1	0	1	12	13.4	
OKLAHOMA STATE	1/17/09	*	33	3	9	.333	2	6	.333	4	6	.667	0	4	4	3.7	5	1	0	1	0	2	12	13.4	
at Kansas State	1/21/09	*	18	1	4	.250	1	2	.500	0	0	.000	0	2	2	3.6	3	0	3	1	0	0	3	12.8	
at Oklahoma	1/24/09	*	28	2	12	.167	1	5	.200	1	2	.500	1	3	4	3.6	1	0	0	1	0	1	6	12.4	
TEXAS	1/27/09	*	35	3	13	.231	0	3	.000	2	2	1.000	1	4	5	3.7	3	0	1	1	0	2	8	12.2	
at Missouri	1/31/09	*	35	5	9	.556	1	3	.333	3	4	.750	0	2	2	3.6	3	0	3	0	1	0	14	12.3	
KANSAS	2/2/09	*	37	4	10	.400	2	3	.667	5	5	1.000	0	3	3	3.6	3	0	1	4	0	1	15	12.4	
at Texas Tech	2/7/09	*	35	2	11	.182	0	5	.000	4	4	1.000	0	2	2	3.5	2	0	2	1	0	1	8	12.2	
OKLAHOMA	2/11/09	*	26	3	10	.300	0	6	.000	0	0	.000	0	3	3	3.5	0	0	1	2	0	0	6	12.0	
TEXAS A&M	2/14/09	*	28	3	6	.500	0	1	.000	0	0	.000	0	4	4	3.5	2	0	5	2	0	1	6	11.7	
at Oklahoma State	2/21/09	*	26	0	9	.000	0	1	.000	0	0	.000	1	0	1	3.4	2	0	1	1	0	0	0	11.3	
at Iowa State	2/24/09	*	24	1	5	.200	0	2	.000	0	0	.000	0	2	2	3.4	0	0	0	1	0	1	2	10.9	
COLORADO	2/28/09	*	18	2	4	.500	0	0	.000	1	2	.500	0	1	1	3.3	3	0	2	2	0	0	5	10.7	
at Texas	3/2/09	*	26	3	7	.429	0	1	.000	0	0	.000	0	2	2	3.2	3	0	0	1	0	1	6	10.6	
NEBRASKA	3/7/09	*																							
TOTALS			27	871	105	258	.407	31	95	.326	65	84	.774	11	83	94	3.2	62	2	67	52	6	46	306	10.6

## DUGAT CAREER STATS

year	gp	gs	min	avg	fg	fga	pct	3fg	fga	pct	ft	fta	pct	off	def	tot	avg	pf	fo	a	to	blk	stl	pts	avg
2005-06 (fr)	15	0	364	24.3	39	112	.348	23	63	.365	7	12	.583	2	31	33	2.2	36	2	20	35	0	10	108	7.2
2006-07 (so)	31	20	854	27.5	125	264	.473	56	138	.406	58	77	.753	49	82	131	4.2	78	2	68	67	7	36	364	11.7
2007-08 (jr)	32	32	877	27.4	135	314	.430	44	114	.386	75	104	.721	29	103	132	4.1	66	1	51	55	8	46	389	12.2
2008-09 (sr)	29	27	871	30.0	105	258	.407	31	95	.326	65	84	.774	11	83	94	3.2	62	2	67	52	6	46	306	10.6
<b>Career</b>	<b>107</b>	<b>79</b>	<b>2966</b>	<b>27.7</b>	<b>404</b>	<b>948</b>	<b>.426</b>	<b>154</b>	<b>410</b>	<b>.376</b>	<b>205</b>	<b>277</b>	<b>.740</b>	<b>91</b>	<b>299</b>	<b>390</b>	<b>3.6</b>	<b>242</b>	<b>7</b>	<b>206</b>	<b>209</b>	<b>21</b>	<b>138</b>	<b>1167</b>	<b>10.9</b>

## DUGAT CAREER BIG 12 STATS

year	gp	gs	min	avg	fg	fga	pct	3fg	fga	pct	ft	fta	pct	off	def	tot	avg	pf	fo	a	to	blk	stl	pts	avg
2005-06 (fr)	14	0	350	25.0	38	108	.352	23	61	.377	7	12	.583	2	31	33	2.4	33	2	18	32	0	10	106	7.6
2006-07 (so)	16	7	433	27.1	56	129	.434	25	69	.362	28	37	.757	24	37	61	3.8	40	2	29	25	3	18	165	10.3
2007-08 (jr)	16	16	460	28.8	70	166	.422	24	52	.462	45	61	.738	13	60	73	4.6	39	1	27	28	4	23	209	13.1
2008-09 (sr)	15	13	437	29.1	40	123	.325	8	42	.190	25	30	.833	4	38	42	2.8	34	1	23	21	1	14	113	7.5
<b>Career</b>	<b>61</b>	<b>36</b>	<b>1680</b>	<b>27.5</b>	<b>204</b>	<b>526</b>	<b>.388</b>	<b>80</b>	<b>224</b>	<b>.357</b>	<b>105</b>	<b>140</b>	<b>.750</b>	<b>43</b>	<b>166</b>	<b>209</b>	<b>3.4</b>	<b>146</b>	<b>6</b>	<b>97</b>	<b>106</b>	<b>8</b>	<b>65</b>	<b>593</b>	<b>9.7</b>



## LACEDARIUS DUNN

- **Position** Guard
- **Class** Sophomore • 1L
- **Height** 6-4 • **Weight** 196
- **Hometown** Monroe, La.
- **High School** Excelsior Christian
- **Shoe Size** 12.5
- **Hand Width** 10 1/4 in (L), 10 in (R)
- **Standing Reach** 8 ft, 4 1/2 in

## SEASON & CAREER HIGHS

<b>PTS</b>	<b>Season:</b> 33 at Kansas State [1/21/09] <b>Career:</b> 38 at Texas Tech [3/8/08]
<b>REB</b>	<b>Season:</b> 10 vs. Jackson State [12/31/08] <b>Career:</b> 10, twice; last vs. JSU [12/31/08]
<b>AST</b>	<b>Season:</b> 3 vs. Paul Quinn [11/15/08] <b>Career:</b> 4, twice; last at Colorado [2/27/08]
<b>FG</b>	<b>Season:</b> 11 at Kansas State [1/21/09] <b>Career:</b> 11 at Kansas State [1/21/09]
<b>FGA</b>	<b>Season:</b> 21 at Oklahoma [1/24/09] <b>Career:</b> 21 at Oklahoma [1/24/09]
<b>3FG</b>	<b>Season:</b> 9 at Kansas State [1/21/09] <b>Career:</b> 9 at Kansas State [1/21/09]
<b>3FGA</b>	<b>Season:</b> 13, twice; last at Oklahoma [1/24/09] <b>Career:</b> 13, twice; last at Oklahoma [1/24/09]
<b>FT</b>	<b>Season:</b> 7, five times; last at Texas [3/2/09] <b>Career:</b> 12 at Texas Tech [3/8/08]
<b>FTA</b>	<b>Season:</b> 10 vs. Texas [3/2/09] <b>Career:</b> 13 at Texas Tech [3/8/08]
<b>STL</b>	<b>Season:</b> 4 vs. Paul Quinn [11/15/08] <b>Career:</b> 4 vs. Paul Quinn [11/15/08]
<b>BLK</b>	<b>Season:</b> 2, twice; last vs. Texas A&M [2/14/09] <b>Career:</b> 2, twice; last vs. Texas A&M [2/14/09]
<b>MIN</b>	<b>Season:</b> 33 vs. Oklahoma State [1/17/09] <b>Career:</b> 38 vs. Colorado [3/13/08]

## MISCELLANEOUS

	Sea. (W-L)	Car. (W-L)
<b>Double-Figure Points:</b>	24 (14-10)	43 (26-17)
<b>Led team in Points:</b>	8 (7-1)	17 (12-5)
<b>20+ Points:</b>	6 (5-1)	12 (8-4)
<b>5+ Assists:</b>	0 (0-0)	0 (0-0)
<b>5+ Rebounds:</b>	12 (7-5)	24 (17-7)

## NOTES AND TRENDS

- Shooting 18.8 pct (6-for-32) from 3-point range in the last 6 games
- 13-for-52 from 3-point range in last 10 games (25.0 percent) — Baylor is 2-8 over that stretch
- Currently has 78 3FG made — the 5th-most single-season total in BU history (had 74 3FG made last season)
- Snapped his streak of nine consecutive missed 3-point field goals with two triples at Oklahoma State
- Had a 28-game 3-point streak that ended Feb. 11 vs. Oklahoma — the 2nd-longest streak in school history
- Has made at least one 3-pointer in 55 of 60 career games
- Tied school record with 9 made 3-pointers at Kansas State
- Ranks 7th all-time at Baylor in 3-point field goals made
- Season-high 33 points at Kansas State (second-career 30-point game)
- Baylor is 7-0 this season when Dunn leads the team in scoring
- Game-high 20 points vs. Texas Tech, including 11 straight in decisive 13-1 second-half run
- Poured in a game-high 22 points on 8-of-11 shooting in win vs. Portland State
- Scored team-high 18 points, along with the first two blocked shots of his career in 90-63 win over Prairie View A&M
- Scored 27 points on 7-of-15 shooting (6-of-12 from 3-point range) in upset win of Arizona State
- Registered team-high 23 points on 8-of-15 shooting in 76-68 win over Jacksonville
- Hit 7 3-point field goals made vs. Jacksonville
- Freshman All-American in 2008
- A National top 20-50 recruit, entered college as highest-rated Baylor signee in memory

## TRACKING 1,000 CAREER POINTS

8	5	7
---	---	---

## DUNN 2008-2009 GAME-BY-GAME STATS

opponent	date	gs	min	fg	fga	pct	3fg	fga	pct	ft	fta	pct	off	def	tot	avg	pf	fo	a	to	blk	stl	pts	avg	
PAUL QUINN	11/15/08	*	31	7	18	.389	2	11	.182	0	0	.000	1	5	6	6.0	1	0	3	0	0	4	16	16.0	
CENTENARY	11/18/08	*	25	7	12	.583	4	7	.571	0	0	.000	0	2	2	4.0	5	1	0	1	0	2	18	17.0	
SOUTHERN	11/22/08	*	27	5	12	.417	2	8	.250	0	0	.000	1	5	6	4.7	2	0	1	1	0	2	12	15.3	
JACKSONVILLE	11/24/08		32	8	15	.533	7	11	.636	0	0	.000	1	2	3	4.3	2	0	0	1	0	0	23	17.3	
vs Providence	11/27/08		25	3	9	.333	1	7	.143	5	7	.714	0	4	4	4.2	4	0	0	4	0	3	12	16.2	
vs Arizona State	11/28/08		30	7	16	.438	6	13	.462	7	8	.875	0	4	4	4.2	3	0	0	0	0	1	27	18.0	
vs Wake Forest	11/30/08		28	2	11	.182	1	7	.143	7	8	.875	1	3	4	4.1	2	0	2	3	0	1	12	17.1	
at Washington State	12/6/08		25	4	9	.444	4	7	.571	2	4	.500	0	3	3	4.0	4	0	0	2	0	0	14	16.8	
PRAIRIE VIEW A&M	12/13/08		25	6	11	.545	4	8	.500	2	2	1.000	0	0	0	3.6	0	0	1	1	2	1	18	16.9	
UT ARLINGTON	12/20/08		20	2	7	.286	1	5	.200	4	5	.800	4	2	6	3.8	5	1	2	2	0	1	9	16.1	
HARTFORD	12/22/08		29	4	10	.400	3	8	.375	3	4	.750	1	4	5	3.9	3	0	0	1	0	0	14	15.9	
PORTLAND STATE	12/29/08		29	8	11	.727	4	5	.800	2	2	1.000	3	3	6	4.1	3	0	0	2	0	0	22	16.4	
JACKSON STATE	12/31/08		21	5	6	.833	3	4	.750	3	3	1.000	3	7	10	4.5	1	0	1	5	0	1	16	16.4	
SOUTH CAROLINA	1/2/09		25	1	4	.250	1	4	.250	6	6	1.000	1	1	2	4.4	4	0	1	1	0	0	9	15.9	
TEXAS TECH	1/10/09		29	7	15	.467	5	12	.417	1	2	.500	0	1	1	4.1	2	0	0	2	0	0	20	16.1	
at Texas A&M	1/14/09		27	6	12	.500	1	3	.333	1	2	.500	1	5	6	4.3	3	0	0	4	0	0	14	16.0	
OKLAHOMA STATE	1/17/09		33	5	13	.385	3	9	.333	0	2	.000	2	5	7	4.4	3	0	0	3	0	2	13	15.8	
at Kansas State	1/21/09		32	11	14	.786	9	12	.750	2	2	1.000	1	4	5	4.4	3	0	0	3	1	1	33	16.8	
at Oklahoma	1/24/09		26	8	21	.381	4	13	.308	0	0	.000	5	0	5	4.5	3	0	0	0	0	2	20	16.9	
TEXAS	1/27/09		29	2	9	.222	1	4	.250	7	8	.875	3	0	3	4.4	2	0	0	1	0	1	12	16.7	
at Missouri	1/31/09		27	5	10	.500	2	7	.286	1	1	1.000	0	6	6	4.5	4	0	0	2	0	1	13	16.5	
KANSAS	2/2/09		27	2	6	.333	2	4	.500	7	8	.875	1	3	4	4.5	4	0	0	3	0	2	13	16.4	
at Texas Tech	2/7/09		31	2	6	.333	2	5	.400	7	7	1.000	2	2	4	4.4	4	0	0	1	0	0	13	16.2	
OKLAHOMA	2/11/09		31	4	10	.400	0	6	.000	3	4	.750	2	3	5	4.5	5	1	0	0	0	0	11	16.0	
TEXAS A&M	2/14/09		22	3	5	.600	0	2	.000	3	6	.500	0	4	4	4.4	2	0	0	0	2	0	9	15.7	
at Oklahoma State	2/21/09		22	3	11	.273	2	8	.250	0	0	.000	0	3	3	4.4	4	0	0	1	0	0	8	15.4	
at Iowa State	2/24/09		25	4	11	.364	0	6	.000	2	3	.667	3	2	5	4.4	0	0	1	1	0	0	10	15.2	
COLORADO	2/28/09	*	32	4	9	.444	2	3	.667	0	0	.000	1	4	5	4.4	3	0	0	1	0	2	10	15.0	
at Texas	3/2/09	*	32	3	12	.250	2	7	.286	7	10	.700	1	2	3	4.4	2	0	0	1	0	1	15	15.0	
NEBRASKA	3/7/09																								
TOTALS			5	797	138	315	.438	78	206	.379	82	104	.788	38	89	127	4.4	83	3	12	47	5	28	436	15.0

## DUNN CAREER STATS

year	gp	gs	min	avg	fg	fga	pct	3fg	fga	pct	ft	fta	pct	off	def	tot	avg	pf	fo	a	to	blk	stl	pts	avg
2007-08 (fr)	31	0	681	22.0	130	288	.451	74	178	.416	87	104	.837	35	92	127	4.1	69	1	24	46	0	28	421	13.6
2008-09 (so)	29	5	797	27.5	138	315	.438	78	206	.379	82	104	.788	38	89	127	4.4	83	3	12	47	5	28	436	15.0
<b>Career</b>	<b>60</b>	<b>5</b>	<b>1478</b>	<b>24.6</b>	<b>268</b>	<b>603</b>	<b>.444</b>	<b>152</b>	<b>384</b>	<b>.396</b>	<b>169</b>	<b>208</b>	<b>.813</b>	<b>73</b>	<b>181</b>	<b>254</b>	<b>4.2</b>	<b>152</b>	<b>4</b>	<b>36</b>	<b>93</b>	<b>5</b>	<b>56</b>	<b>857</b>	<b>14.3</b>

## DUNN CAREER BIG 12 STATS

year	gp	gs	min	avg	fg	fga	pct	3fg	fga	pct	ft	fta	pct	off	def	tot	avg	pf	fo	a	to	blk	stl	pts	avg
2007-08 (fr)	16	0	346	21.6	63	155	.406	34	93	.366	57	66	.864	16	45	61	3.8	34	1	11	27	0	11	217	13.6
2008-09 (so)	15	2	425	28.3	69	164	.421	35	101	.347	41	55	.745	22	44	66	4.4	44	1	1	23	3	12	214	14.3
<b>Career</b>	<b>31</b>	<b>2</b>	<b>771</b>	<b>24.9</b>	<b>132</b>	<b>319</b>	<b>.414</b>	<b>69</b>	<b>194</b>	<b>.356</b>	<b>98</b>	<b>121</b>	<b>.810</b>	<b>38</b>	<b>89</b>	<b>127</b>	<b>4.1</b>	<b>78</b>	<b>2</b>	<b>12</b>	<b>50</b>	<b>3</b>	<b>23</b>	<b>431</b>	<b>13.9</b>



## FRED ELLIS

- **Position** Forward
- **Class** Freshman • RS
- **Height** 6-6 • **Weight** 205
- **Hometown** Sacramento, Calif.
- **High School** Sacramento
- **Shoe Size** 13
- **Wingspan** 6 ft, 9 in
- **Standing Reach** 8 ft, 7 in

## SEASON & CAREER HIGHS

<b>PTS</b>	Season: 10 vs. Jacksonville [11/24/08] Career: —
<b>REB</b>	Season: 6 vs. Providence [11/27/08] Career: —
<b>AST</b>	Season: 2, twice; last vs. JSU [12/31/08] Career: —
<b>FG</b>	Season: 3, twice; last vs. Providence [11/27/08] Career: —
<b>FGA</b>	Season: 6 vs. Providence [11/27/08] Career: —
<b>3FG</b>	Season: 1, twice; last vs. Jacksonville [11/24/08] Career: —
<b>3FGA</b>	Season: 2, three times; last vs. JSU [12/31/08] Career: —
<b>FT</b>	Season: 4 vs. Southern [11/22/08] Career: —
<b>FTA</b>	Season: 6 vs. Southern [11/22/08] Career: —
<b>STL</b>	Season: 2, twice; last vs. Jacksonville [11/24/08] Career: —
<b>BLK</b>	Season: 2 vs. Centenary [11/18/08] Career: —
<b>MIN</b>	Season: 19 vs. Paul Quinn [11/15/08] Career: —

## MISCELLANEOUS

	Sea. (W-L)	Car. (W-L)
Double-Figure Points:	1 (1-0)	1 (1-0)
Double-Figure Rebounds:	—	—
Led team in Rebounds:	—	—
2+ Blocks:	—	—
Double-Doubles:	—	—

## NOTES AND TRENDS

- Has not scored in 10 Big 12 games played
- Played 1 minute at Texas on March 2
- Has played 10 minutes or less in 10 Big 12 games
- Scored 8 points with career-high 6 rebounds in win vs. Providence at 76 Classic
- Recorded career-high 10 points on 3-of-4 shooting in win over Jacksonville
- Scored 6 points in 16 minutes vs. Southern
- Had 2 assists and 2 blocks in 17 minutes vs. Centenary
- Made Baylor debut vs. Paul Quinn, scoring 4 points with 3 rebounds in 19 minutes
- Big 12 Commissioner's Honor Roll, fall 2007

## ELLIS 2008-2009 GAME-BY-GAME STATS

opponent	date	gs	min	fg	fga	pct	3fg	fga	pct	ft	fta	pct	off	def	tot	avg	pf	fo	a	to	blk	stl	pts	avg
PAUL QUINN	11/15/08	19	1	2	.500	1	1	1.000	1	3	.333	1	2	3	3.0	2	0	1	1	0	0	4	4.0	
CENTENARY	11/18/08	17	0	1	.000	0	1	.000	0	0	.000	1	4	5	4.0	4	0	2	3	2	0	0	2.0	
SOUTHERN	11/22/08	16	1	4	.250	0	1	.000	4	6	.667	0	4	4	4.0	1	0	0	0	1	2	6	3.3	
JACKSONVILLE	11/24/08	10	3	4	.750	1	2	.500	3	4	.750	1	0	1	3.3	1	0	0	1	1	2	10	5.0	
vs Providence	11/27/08	17	3	6	.500	0	2	.000	2	2	1.000	2	4	6	3.8	1	0	0	2	0	1	8	5.6	
vs Arizona State	11/28/08	7	0	0	.000	0	0	.000	0	0	.000	0	1	1	3.3	0	0	0	1	0	0	0	4.7	
vs Wake Forest	11/30/08	4	0	1	.000	0	0	.000	1	2	.500	0	1	1	3.0	1	0	0	0	0	0	1	4.1	
at Washington State	12/6/08	-DNP (coach's decision)-																						
PRAIRIE VIEW A&M	12/13/08	6	0	0	.000	0	0	.000	0	0	.000	0	0	0	2.6	1	0	1	0	0	0	0	3.6	
UT ARLINGTON	12/20/08	10	1	2	.500	0	1	.000	0	0	.000	1	2	3	2.7	3	0	0	0	1	0	2	3.4	
HARTFORD	12/22/08	9	0	0	.000	0	0	.000	0	1	.000	0	2	2	2.6	2	0	0	0	0	1	0	3.1	
PORTLAND STATE	12/29/08	9	1	2	.500	0	0	.000	1	1	1.000	0	0	0	2.4	2	0	0	0	0	0	3	3.1	
JACKSON STATE	12/31/08	12	2	5	.400	0	2	.000	0	0	.000	0	1	1	2.3	0	0	2	1	0	0	4	3.2	
SOUTH CAROLINA	1/2/09	4	0	0	.000	0	0	.000	0	0	.000	1	1	2	2.2	0	0	0	0	0	0	0	2.9	
TEXAS TECH	1/10/09	10	0	0	.000	0	0	.000	0	0	.000	1	3	4	2.4	3	0	0	0	0	0	0	2.7	
at Texas A&M	1/14/09	3	0	0	.000	0	0	.000	0	0	.000	0	1	1	2.3	0	0	0	1	0	1	0	2.5	
OKLAHOMA STATE	1/17/09	3	0	0	.000	0	0	.000	0	0	.000	1	0	1	2.2	2	0	0	1	0	0	0	2.4	
at Kansas State	1/21/09	-DNP (coach's decision)-																						
at Oklahoma	1/24/09	6	0	3	.000	0	0	.000	0	2	.000	3	0	3	2.2	3	0	0	1	0	0	0	2.2	
TEXAS	1/27/09	3	0	2	.000	0	0	.000	0	0	.000	2	0	2	2.2	2	0	0	1	0	0	0	2.1	
at Missouri	1/31/09	8	0	1	.000	0	0	.000	0	0	.000	2	1	3	2.3	3	0	0	1	1	0	0	2.0	
KANSAS	2/2/09	0	0	0	.000	0	0	.000	0	0	.000	0	0	0	2.2	0	0	0	0	0	0	0	1.9	
at Texas Tech	2/7/09	2	0	0	.000	0	0	.000	0	0	.000	0	0	0	2.0	1	0	0	0	0	0	0	1.8	
OKLAHOMA	2/11/09	-DNP (coach's decision)-																						
TEXAS A&M	2/14/09	-DNP (coach's decision)-																						
at Oklahoma State	2/21/09	-DNP (coach's decision)-																						
at Iowa State	2/24/09	2	0	0	.000	0	0	.000	0	0	.000	0	0	0	2.0	0	0	0	0	0	0	0	1.7	
COLORADO	2/28/09	-DNP (coach's decision)-																						
at Texas	3/2/09	1	0	1	.000	0	0	.000	0	0	.000	0	0	0	1.9	0	0	0	0	0	0	0	1.7	
NEBRASKA	3/7/09																							
TOTALS		0	178	12	34	.353	2	10	.200	12	20	.600	16	27	43	1.9	32	0	6	14	6	7	38	1.7

## ELLIS CAREER STATS

year	gp	gs	min	avg	fg	fga	pct	3fg	fga	pct	ft	fta	pct	off	def	tot	avg	pf	fo	a	to	blk	stl	pts	avg
2008-09 (rfr)	23	0	178	7.7	12	34	.353	2	10	.200	12	20	.600	16	27	43	1.9	32	0	6	14	6	7	38	1.7
<b>Career</b>	<b>23</b>	<b>0</b>	<b>178</b>	<b>7.7</b>	<b>12</b>	<b>34</b>	<b>.353</b>	<b>2</b>	<b>10</b>	<b>.200</b>	<b>12</b>	<b>20</b>	<b>.600</b>	<b>16</b>	<b>27</b>	<b>43</b>	<b>1.9</b>	<b>32</b>	<b>0</b>	<b>6</b>	<b>14</b>	<b>6</b>	<b>7</b>	<b>38</b>	<b>1.7</b>

## ELLIS CAREER BIG 12 STATS

year	gp	gs	min	avg	fg	fga	pct	3fg	fga	pct	ft	fta	pct	off	def	tot	avg	pf	fo	a	to	blk	stl	pts	avg
2008-09 (rfr)	10	0	38	3.8	0	7	.000	0	0	.000	0	2	.000	9	5	14	1.4	14	0	0	5	1	1	0	0.0
<b>Career</b>	<b>10</b>	<b>0</b>	<b>38</b>	<b>3.8</b>	<b>0</b>	<b>7</b>	<b>.000</b>	<b>0</b>	<b>0</b>	<b>.000</b>	<b>0</b>	<b>2</b>	<b>.000</b>	<b>9</b>	<b>5</b>	<b>14</b>	<b>1.4</b>	<b>14</b>	<b>0</b>	<b>0</b>	<b>5</b>	<b>1</b>	<b>1</b>	<b>0</b>	<b>0.0</b>





## CURTIS JERRELLS

- **Position** Guard
- **Class** Senior • 3L
- **Height** 6-1 • **Weight** 208
- **Hometown** Austin, Texas
- **High School** Del Valle
- **Wingspan** 6 ft, 4 1/4 in
- **Vertical Jump** 37 in
- **Standing Reach** 8 ft, 1 1/2 in

## SEASON & CAREER HIGHS

<b>PTS</b>	<b>Season:</b> 31 vs. Oklahoma State [1/17/09]
	<b>Career:</b> 36 at Texas A&M [1/23/08]
<b>REB</b>	<b>Season:</b> 11 vs. Hartford [12/22/08]
	<b>Career:</b> 11 vs. Hartford [12/22/08]
<b>AST</b>	<b>Season:</b> 10, four times; last vs. OSU [1/17/09]
	<b>Career:</b> 10, four times; last vs. OSU [1/17/09]
<b>FG</b>	<b>Season:</b> 9 vs. Oklahoma State [1/17/09]
	<b>Career:</b> 12 vs. Missouri [3/8/07]
<b>FGA</b>	<b>Season:</b> 20 vs. Oklahoma State [1/17/09]
	<b>Career:</b> 21, twice; last at Kansas [2/9/08]
<b>3FG</b>	<b>Season:</b> 5 vs. Oklahoma State [1/17/09]
	<b>Career:</b> 5, three times; last vs. OSU [1/17/09]
<b>3FGA</b>	<b>Season:</b> 10 vs. Oklahoma State [1/17/09]
	<b>Career:</b> 10 vs. Oklahoma State [1/17/09]
<b>FT</b>	<b>Season:</b> 16 vs. UT Arlington [12/20/08]
	<b>Career:</b> 20 at Texas A&M [1/23/08]
<b>FTA</b>	<b>Season:</b> 17 vs. UT Arlington [12/20/08]
	<b>Career:</b> 24 at Texas A&M [1/23/08]
<b>STL</b>	<b>Season:</b> 5 vs. Southern [11/22/08]
	<b>Career:</b> 5 vs. Southern [11/22/08]
<b>BLK</b>	<b>Season:</b> 1, four times; last vs. Texas [1/27/09]
	<b>Career:</b> 3 at Syracuse [12/16/06]
<b>MIN</b>	<b>Season:</b> 42 vs. Oklahoma State [1/17/09]
	<b>Career:</b> 53 at Texas A&M [1/23/08]

## MISCELLANEOUS

	Sea. (W-L)	Car. (W-L)
<b>Double-Figure Points:</b>	25 (16-9)	84 (44-40)
<b>Led team in Points:</b>	10 (5-5)	41 (15-26)
<b>20+ Points:</b>	8 (5-3)	25 (13-12)
<b>5+ Assists:</b>	15 (10-5)	38 (25-13)
<b>Led team in Assists:</b>	17 (11-6)	61 (34-27)

## NOTES AND TRENDS

- 6th all-time at Baylor with 1,658 career points
- One of 10 men's basketball finalists for 2009 Lowe's Senior CLASS Award
- Has started all 109 games at Baylor, setting the school career record (Doug Brandt, 108)
- Became just the second player in Baylor history to top 1,000 points, 400 assists and 100 steals
- Has led Baylor in scoring, assists and minutes played all four seasons
- 100-for-126 career on clutch free throws (final 3 minutes of regulation and OT periods) - a career 79.4 percentage
- Ranks 9th all-time in school history with 25 20-point games
- Has played more minutes than any other player in BU history (3,591)
- Shooting 41.9 percent (18-for-43) from 3-point range in last 6 games
- Scored game-high 29 points — 24 in the second half — in a 75-57 win over Colorado on Feb. 28
- Scored a career-low 4 points against Kansas (0-for-7 field goals; first-ever game with no made FG)
- Shooting career-low 41.2 percent from the floor (career-low 36.7 percent in Big 12 play)
- Triple-Double vs. Hartford is first of career and just the fourth in Baylor history (9th in Big 12 history)
- Has recorded 4 double-doubles this season (0 in previous 3 seasons)
- Season-high 31 points against Oklahoma State
- Finished with 17 points and career highs with 11 rebounds and 10 assists vs. Hartford, recording his first career triple-double
- Went 16-for-17 from the free throw line vs. UTA, making first 16 attempts (was 5-for-6 in the game's final 3 minutes)
- Scored 29 points in win vs. UT Arlington, recording 24 of his 29 in the second half
- Left-handed
- Became the fifth player in BU history to lead the team in scoring three-straight seasons
- Del Valle HS (Austin, Texas) retired his #0 jersey (first in school history)
- Preseason All-Big 12 selection

## JERRELLS 2008-2009 GAME-BY-GAME STATS

opponent	date	gs	min	fg	fga	pct	3fg	fga	pct	ft	fta	pct	off	def	tot	avg	pf	fo	a	to	blk	stl	pts	avg
PAUL QUINN	11/15/08	*	35	5	12	.417	2	5	.400	5	6	.833	2	3	5	5.0	3	0	10	7	0	3	17	17.0
CENTENARY	11/18/08	*	33	7	9	.778	2	3	.667	4	7	.571	2	1	3	4.0	0	0	8	1	0	1	20	18.5
SOUTHERN	11/22/08	*	32	5	8	.625	2	4	.500	1	3	.333	0	2	2	3.3	2	0	1	5	0	5	13	16.7
JACKSONVILLE	11/24/08	*	34	6	11	.545	2	6	.333	4	6	.667	0	1	1	2.8	1	0	8	4	0	1	18	17.0
vs Providence	11/27/08	*	37	3	10	.300	2	6	.333	3	6	.500	0	5	5	3.2	3	0	4	3	1	0	11	15.8
vs Arizona State	11/28/08	*	35	6	11	.545	2	5	.400	8	9	.889	0	4	4	3.3	3	0	7	1	1	1	22	16.8
vs Wake Forest	11/30/08	*	36	3	12	.250	2	7	.286	8	9	.889	0	1	1	3.0	2	0	2	2	0	3	16	16.7
at Washington State	12/6/08	*	37	3	10	.300	0	5	.000	7	8	.875	0	8	8	3.6	0	0	4	3	0	0	13	16.3
PRAIRIE VIEW A&M	12/13/08	*	34	4	10	.400	1	2	.500	4	5	.800	1	3	4	3.7	0	0	8	5	0	1	13	15.9
UT ARLINGTON	12/20/08	*	35	6	14	.429	1	6	.167	16	17	.941	1	6	7	4.0	2	0	7	3	0	2	29	17.2
HARTFORD	12/22/08	*	36	4	8	.500	1	3	.333	8	11	.727	2	9	11	4.6	0	0	10	3	2	0	17	17.2
PORTLAND STATE	12/29/08	*	37	6	8	.750	2	3	.667	2	4	.500	1	5	6	4.8	1	0	4	1	0	3	16	17.1
JACKSON STATE	12/31/08	*	24	3	4	.750	1	2	.500	0	0	.000	0	2	2	4.5	0	0	4	4	0	2	7	16.3
SOUTH CAROLINA	1/2/09	*	36	8	19	.421	1	3	.333	5	7	.714	2	4	6	4.6	2	0	10	3	0	2	22	16.7
TEXAS TECH	1/10/09	*	33	5	10	.500	2	5	.400	1	4	.250	1	1	2	4.5	1	0	1	2	0	0	13	16.5
at Texas A&M	1/14/09	*	32	4	17	.235	0	4	.000	4	6	.667	1	4	5	4.5	4	0	1	1	1	0	12	16.2
OKLAHOMA STATE	1/17/09	*	42	9	20	.450	5	10	.500	8	12	.667	1	5	6	4.6	2	0	10	5	1	0	31	17.1
at Kansas State	1/21/09	*	34	5	12	.417	2	5	.400	6	7	.857	1	2	3	4.5	4	0	5	3	0	0	18	17.1
at Oklahoma	1/24/09	*	36	8	19	.421	4	9	.444	6	6	1.000	2	4	6	4.6	2	0	6	4	0	4	26	17.6
TEXAS	1/27/09	*	35	6	18	.333	2	7	.286	0	0	.000	1	4	5	4.6	1	0	3	3	1	2	14	17.4
at Missouri	1/31/09	*	33	2	10	.200	0	3	.000	1	2	.500	1	3	4	4.6	3	0	2	9	0	3	5	16.8
KANSAS	2/2/09	*	36	0	7	.000	0	4	.000	4	6	.667	1	3	4	4.5	3	0	5	1	0	1	4	16.2
at Texas Tech	2/7/09	*	36	7	16	.438	4	8	.500	2	2	1.000	0	5	5	4.6	0	0	2	3	0	2	20	16.4
OKLAHOMA	2/11/09	*	35	5	11	.455	3	5	.600	6	6	1.000	0	3	3	4.5	2	0	0	4	0	0	19	16.5
TEXAS A&M	2/14/09	*	35	5	11	.455	2	5	.400	2	2	1.000	0	2	2	4.4	2	0	7	1	0	2	14	16.4
at Oklahoma State	2/21/09	*	39	3	8	.375	3	6	.500	0	2	.000	1	3	4	4.4	3	0	5	2	1	3	9	16.1
at Iowa State	2/24/09	*	34	3	11	.273	1	6	.167	4	4	1.000	0	6	6	4.4	1	0	6	1	0	3	11	15.9
COLORADO	2/28/09	*	37	8	12	.667	3	6	.500	10	11	.909	1	7	8	4.6	3	0	2	2	0	1	29	16.4
at Texas	3/2/09	*	30	3	17	.176	2	7	.286	6	8	.750	1	7	8	4.7	4	0	3	0	0	1	14	16.3
NEBRASKA	3/7/09																							
<b>TOTALS</b>			291008	142	345	.412	54	150	.360	135	176	.767	23	113	136	4.7	54	0	145	86	9	44	473	16.3

## JERRELLS CAREER STATS

year	gp	gs	min	avg	fg	fga	pct	3fg	fga	pct	ft	fta	pct	off	def	tot	avg	pf	fo	a	to	blk	stl	pts	avg
2005-06 (fr)	17	17	567	33.4	82	187	.439	29	79	.367	37	51	.725	11	41	52	3.1	30	0	56	49	2	24	230	13.5
2006-07 (so)	31	31	1019	32.9	157	356	.441	57	156	.365	94	139	.676	35	111	146	4.7	52	0	118	85	11	33	465	15.0
2007-08 (jr)	32	32	997	31.2	165	387	.426	55	165	.333	105	140	.750	20	91	111	3.5	58	2	121	68	6	42	490	15.3
2008-09 (sr)	29	29	1008	34.8	142	345	.412	54	150	.360	135	176	.767	23	113	136	4.7	54	0	145	86	9	44	473	16.3
<b>Career</b>	<b>109</b>	<b>109</b>	<b>3591</b>	<b>32.9</b>	<b>546</b>	<b>1275</b>	<b>.428</b>	<b>195</b>	<b>550</b>	<b>.355</b>	<b>371</b>	<b>506</b>	<b>.733</b>	<b>89</b>	<b>356</b>	<b>445</b>	<b>4.1</b>	<b>194</b>	<b>2</b>	<b>440</b>	<b>288</b>	<b>28</b>	<b>143</b>	<b>1658</b>	<b>15.2</b>

## JERRELLS CAREER BIG 12 STATS

year	gp	gs	min	avg	fg	fga	pct	3fg	fga	pct	ft	fta	pct	off	def	tot	avg	pf	fo	a	to	blk	stl	pts	avg
2005-06 (fr)	16	16	532	33.2	75	172	.436	27	72	.375	33	46	.717	11	40	51	3.2	28	0	53	46	2	22	210	13.1
2006-07 (so)	16	16	550	34.4	90	207	.435	34	89	.382	46	75	.613	26	50	76	4.8	33	0	59	48	5	13	260	16.3
2007-08 (jr)	16	16	513	32.1	88	205	.429	25	80	.313	49	74	.662	11	35	46	2.9	37	2	55	37	3	22	250	15.6
2008-09 (sr)	15	15	527	35.1	73	199	.367	33	90	.367	60	78	.769	12	59	71	4.7	35	0	58	41	4	22	239	15.9
<b>Career</b>	<b>63</b>	<b>63</b>	<b>2122</b>	<b>33.7</b>	<b>326</b>	<b>783</b>	<b>.416</b>	<b>119</b>	<b>331</b>	<b>.360</b>	<b>188</b>	<b>273</b>	<b>.689</b>	<b>60</b>	<b>184</b>	<b>244</b>	<b>3.9</b>	<b>133</b>	<b>2</b>	<b>225</b>	<b>172</b>	<b>14</b>	<b>79</b>	<b>959</b>	<b>15.2</b>



## ANTHONY JONES

- **Position** Forward
- **Class** Freshman • HS
- **Height** 6-10 • **Weight** 186
- **Hometown** Houston, Texas
- **High School** Yates
- **Wingspan** 7 ft, 2 in
- **Standing Reach** 9 ft, 1/4 in

### SEASON & CAREER HIGHS

<b>PTS</b>	Season: 12 vs. Texas A&M [2/14/09] Career: —
<b>REB</b>	Season: 8 at Oklahoma State [2/21/09] Career: —
<b>AST</b>	Season: 3 vs. Paul Quinn [11/15/08] Career: —
<b>FG</b>	Season: 4 vs. Texas A&M [2/14/09] Career: —
<b>FGA</b>	Season: 8 at Oklahoma State [2/21/09] Career: —
<b>3FG</b>	Season: 3 vs. Texas A&M [2/14/09] Career: —
<b>3FGA</b>	Season: 5, twice; last at OSU [2/21/09] Career: —
<b>FT</b>	Season: 1, three times; last vs. TAMU [2/14/09] Career: —
<b>FTA</b>	Season: 2, twice; last vs. Texas A&M [2/14/09] Career: —
<b>STL</b>	Season: 1, five times; last vs. TAMU [2/14/09] Career: —
<b>BLK</b>	Season: 2, three times; last at OSU [2/21/09] Career: —
<b>MIN</b>	Season: 29 at Oklahoma State [2/21/09] Career: —

### MISCELLANEOUS

	Sea. (W-L)	Car. (W-L)
Double-Figure Points:	1 (1-0)	1 (1-0)
Double-Figure Rebounds:	0 (0-0)	0 (0-0)
Led team in Rebounds:	1 (0-1)	1 (0-1)
2+ Blocks:	3 (2-1)	3 (2-1)
Double-Doubles:	0 (0-0)	0 (0-0)

### NOTES AND TRENDS

- Has scored 24 points in last 5 games — average of 4.8 points (scored 28 total points in first 10 games)
- Has played 76 minutes in last 5 games (played 14 minutes in previous two Big 12 games)
- Chipped in 8 points in career-high 29 minutes at Oklahoma State
- Scored career-high 12 points in 27 minutes in win vs. Texas A&M
- Entered Texas A&M game averaging 3.0 points in two Big 12 games played
- Played 5 minutes and scored 3 points at Oklahoma (first Big 12 action of his career)
- Has 11 blocked shots in 14 games played
- Scored 3 points in 12 minutes in win over Prairie View A&M
- Scored 2 points with 2 rebounds and 2 blocks in 85-43 win vs. Southern
- Blocked 2 shots in 20 minutes vs. Centenary
- Made BU debut vs. Paul Quinn, scoring 9 points with 6 rebounds in 19 minutes
- One of highest-ranked recruits in program history (No. 27 by HoopScoop, No. 30 by Scout.com, No. 37 by CSTV/Hoopmaster, No. 45 by Rivals.com and No. 6 small forward by Scout.com and No. 9 small forward by Rivals.com)
- Has better-than-average shooting range
- Nickname is Ant

### JONES 2008-2009 GAME-BY-GAME STATS

opponent	date	gs	min	fg	fga	pct	3fg	fga	pct	ft	fta	pct	off	def	tot	avg	pf	fo	a	to	blk	stl	pts	avg
PAUL QUINN	11/15/08	19	3	5	.600	2	4	.500	1	1	1.000	1	5	6	6.0	1	0	3	1	1	1	9	9.0	
CENTENARY	11/18/08	20	1	3	.333	1	3	.333	0	0	.000	1	2	3	4.5	0	0	0	1	2	0	3	6.0	
SOUTHERN	11/22/08	20	1	7	.143	0	3	.000	0	0	.000	1	1	2	3.7	1	0	1	1	2	1	2	4.7	
JACKSONVILLE	11/24/08								-DNP (coach's decision)-															
vs Providence	11/27/08	2	0	0	.000	0	0	.000	0	0	.000	0	0	0	2.8	0	0	0	0	0	0	0	3.5	
vs Arizona State	11/28/08								-DNP (coach's decision)-															
vs Wake Forest	11/30/08	3	1	2	.500	0	1	.000	1	2	.500	0	0	0	2.2	1	0	0	0	1	1	3	3.4	
at Washington State	12/6/08								-DNP (coach's decision)-															
PRAIRIE VIEW A&M	12/13/08	12	1	3	.333	1	3	.333	0	0	.000	0	0	0	1.8	1	0	0	0	0	0	3	3.3	
UT ARLINGTON	12/20/08								-DNP (coach's decision)-															
HARTFORD	12/22/08	3	0	1	.000	0	1	.000	0	0	.000	0	0	0	1.6	0	0	0	0	0	0	0	2.9	
PORTLAND STATE	12/29/08								-DNP (coach's decision)-															
JACKSON STATE	12/31/08	14	1	5	.200	0	4	.000	0	0	.000	0	1	1	1.5	1	0	0	0	1	1	2	2.8	
SOUTH CAROLINA	1/2/09								-DNP (coach's decision)-															
TEXAS TECH	1/10/09								-DNP (coach's decision)-															
at Texas A&M	1/14/09								-DNP (coach's decision)-															
OKLAHOMA STATE	1/17/09								-DNP (coach's decision)-															
at Kansas State	1/21/09								-DNP (coach's decision)-															
at Oklahoma	1/24/09	5	1	2	.500	1	1	1.000	0	0	.000	1	0	1	1.4	1	0	0	0	0	0	3	2.8	
TEXAS	1/27/09								-DNP (coach's decision)-															
at Missouri	1/31/09	9	1	2	.500	1	2	.500	0	0	.000	1	1	2	1.5	1	0	0	2	0	0	3	2.8	
KANSAS	2/2/09								-DNP (coach's decision)-															
at Texas Tech	2/7/09								-DNP (coach's decision)-															
OKLAHOMA	2/11/09								-DNP (coach's decision)-															
TEXAS A&M	2/14/09	27	4	6	.667	3	5	.600	1	2	.500	0	0	0	1.4	0	0	0	0	1	1	12	3.6	
at Oklahoma State	2/21/09	29	3	8	.375	1	5	.200	1	1	1.000	2	6	8	1.9	2	0	0	2	2	0	8	4.0	
at Iowa State	2/24/09	10	1	3	.333	0	2	.000	0	0	.000	0	0	0	1.8	1	0	0	0	0	0	2	3.8	
COLORADO	2/28/09	7	1	2	.500	0	1	.000	0	0	.000	1	1	2	1.8	0	0	0	0	1	0	2	3.7	
at Texas	3/2/09	3	0	1	.000	0	1	.000	0	0	.000	0	0	0	1.7	0	0	0	0	0	0	0	3.5	
NEBRASKA	3/7/09																							
TOTALS		0	183	19	50	.380	10	36	.278	4	6	.667	8	17	25	1.7	10	0	4	7	11	5	52	3.5

### JONES CAREER STATS

year	gp	gs	min	avg	fg	fga	pct	3fg	fga	pct	ft	fta	pct	off	def	tot	avg	pf	fo	a	to	blk	stl	pts	avg
2008-09 (fr)	15	0	183	12.2	19	50	.380	10	36	.278	4	6	.667	8	17	25	1.7	10	0	4	7	11	5	52	3.5
<b>Career</b>	<b>15</b>	<b>0</b>	<b>183</b>	<b>12.2</b>	<b>19</b>	<b>50</b>	<b>.380</b>	<b>10</b>	<b>36</b>	<b>.278</b>	<b>4</b>	<b>6</b>	<b>.667</b>	<b>8</b>	<b>17</b>	<b>25</b>	<b>1.7</b>	<b>10</b>	<b>0</b>	<b>4</b>	<b>7</b>	<b>11</b>	<b>5</b>	<b>52</b>	<b>3.5</b>

### JONES CAREER BIG 12 STATS

year	gp	gs	min	avg	fg	fga	pct	3fg	fga	pct	ft	fta	pct	off	def	tot	avg	pf	fo	a	to	blk	stl	pts	avg
2008-09 (fr)	7	0	90	12.9	11	24	.458	6	17	.353	2	3	.667	5	8	13	1.9	5	0	0	4	4	1	30	4.3
<b>Career</b>	<b>7</b>	<b>0</b>	<b>90</b>	<b>12.9</b>	<b>11</b>	<b>24</b>	<b>.458</b>	<b>6</b>	<b>17</b>	<b>.353</b>	<b>2</b>	<b>3</b>	<b>.667</b>	<b>5</b>	<b>8</b>	<b>13</b>	<b>1.9</b>	<b>5</b>	<b>0</b>	<b>0</b>	<b>4</b>	<b>4</b>	<b>1</b>	<b>30</b>	<b>4.3</b>



## JOSH LOMERS

- **Position** Center
- **Class** Junior • 2L
- **Height** 7-0 • **Weight** 276
- **Hometown** Boerne, Texas
- **High School** Boerne
- **Shoe Size** 18
- **Wingspan** 7 ft, 3/8 in
- **Standing Reach** 9 ft, 2 in

## SEASON & CAREER HIGHS

<b>PTS</b>	<b>Season:</b> 14 vs. Jackson State [12/31/08] <b>Career:</b> 14, twice; last vs. JSU [12/31/08]
<b>REB</b>	<b>Season:</b> 4, twice; last at OSU [2/21/09] <b>Career:</b> 7, four times; last vs. WBU [12/15/07]
<b>AST</b>	<b>Season:</b> 1, twice; last vs. Kansas [2/2/09] <b>Career:</b> 1, eight times; last vs. KU [2/2/09]
<b>FG</b>	<b>Season:</b> 4 vs. Jackson State [12/31/08] <b>Career:</b> 5, three times; last vs. Texas Tech [2/6/08]
<b>FGA</b>	<b>Season:</b> 6 vs. Jackson State [12/31/08] <b>Career:</b> 8 vs. Notre Dame [11/18/07]
<b>3FG</b>	<b>Season:</b> — <b>Career:</b> none
<b>3FGA</b>	<b>Season:</b> — <b>Career:</b> none
<b>FT</b>	<b>Season:</b> 6 vs. Jackson State [12/31/08] <b>Career:</b> 6 vs. Jackson State [12/31/08]
<b>FTA</b>	<b>Season:</b> 6 vs. Jackson State [12/31/08] <b>Career:</b> 6, four times; last vs. JSU [12/30/08]
<b>STL</b>	<b>Season:</b> 1, three times; last vs. OU [2/11/09] <b>Career:</b> 3 vs. Prairie View A&M [12/29/07]
<b>BLK</b>	<b>Season:</b> 2 vs. Southern [11/22/08] <b>Career:</b> 4 vs. North Carolina A&T [12/28/06]
<b>MIN</b>	<b>Season:</b> 16 at WSU [12/6/08] <b>Career:</b> 23, twice; last vs. WSU [11/30/07]

## MISCELLANEOUS

	Sea. (W-L)	Car. (W-L)
<b>Double-Figure Points:</b>	1 (1-0)	6 (5-1)
<b>Double-Figure Rebounds:</b>	0 (0-0)	0 (0-0)
<b>Led team in Rebounds:</b>	0 (0-0)	2 (1-1)
<b>2+ Blocks:</b>	1 (1-0)	10 (8-2)
<b>Double-Doubles:</b>	0 (0-0)	0 (0-0)

## NOTES AND TRENDS

- **Averaging 8.5 minutes in 13 Big 12 games this season**
- **2009 Academic All-Big 12, first team (first player in BU history named to Academic All-Big 12 first team back-to-back seasons)**
- **Made first start of the season on Feb. 28 vs. Colorado**
- **Has made 17 of last 19 free throws over last 14 games played (84.6 percent in Big 12 games)**
- 4 points, 4 rebounds in 8 minutes at Oklahoma State
- 4 points, 2 rebounds, 1 steal in 12 minutes against Oklahoma
- 3 rebounds, 1 assist in 10 minutes against Kansas
- Scored 5 points and 3 rebounds in 5 minutes against Texas
- Set career high with 6 free throws vs. Jackson State
- Tied career high with 14 points in win vs. Jackson State
- Scored 3 points in 11 minutes vs. Prairie View A&M
- Played season-high 16 minutes, scoring season-high 5 points with 3 rebounds in win at Washington State
- Pulled down 3 rebounds in 3 minutes vs. Southern
- Scored 4 points in 5 minutes vs. Paul Quinn
- 2008 Academic All-Big 12, first team
- Big 12 Commissioner's Honor Roll, fall 2008
- Big 12 Commissioner's Honor Roll, fall 2007

## LOMERS 2008-2009 GAME-BY-GAME STATS

opponent	date	gs	min	fg	fga	pct	3fg	fga	pct	ft	fta	pct	off	def	tot	avg	pf	fo	a	to	blk	stl	pts	avg
PAUL QUINN	11/15/08	5	1	2	.500	0	0	.000	2	3	.667	0	0	0	0.0	1	0	0	0	0	0	4	4.0	
CENTENARY	11/18/08	3	1	1	1.000	0	0	.000	0	0	.000	0	0	0	0.0	0	0	0	0	0	0	2	3.0	
SOUTHERN	11/22/08	3	1	3	.333	0	0	.000	0	2	.000	3	0	3	1.0	0	0	0	0	2	0	2	2.7	
JACKSONVILLE	11/24/08	-DNP (coach's decision)-																						
vs Providence	11/27/08	-DNP (coach's decision)-																						
vs Arizona State	11/28/08	-DNP (coach's decision)-																						
vs Wake Forest	11/30/08	-DNP (coach's decision)-																						
at Washington State	12/6/08	16	2	2	1.000	0	0	.000	1	1	1.000	1	2	3	1.5	4	0	0	1	0	0	5	3.3	
PRAIRIE VIEW A&M	12/13/08	11	1	1	1.000	0	0	.000	1	2	.500	0	1	1	1.4	1	0	0	0	0	0	3	3.2	
UT ARLINGTON	12/20/08	4	0	0	.000	0	0	.000	0	2	.000	0	0	0	0.0	0	0	0	1	0	1	0	2.7	
HARTFORD	12/22/08	9	1	1	1.000	0	0	.000	0	0	.000	0	0	0	0.0	3	0	0	0	0	0	2	2.6	
PORTLAND STATE	12/29/08	-DNP (coach's decision)-																						
JACKSON STATE	12/31/08	11	4	6	.667	0	0	.000	6	6	1.000	4	0	4	1.4	2	0	0	0	0	0	14	4.0	
SOUTH CAROLINA	1/2/09	8	0	0	.000	0	0	.000	0	0	.000	0	1	1	1.3	2	0	0	1	0	0	0	3.6	
TEXAS TECH	1/10/09	12	1	2	.500	0	0	.000	1	2	.500	0	0	0	1.2	4	0	1	1	0	1	3	3.5	
at Texas A&M	1/14/09	3	0	0	.000	0	0	.000	0	0	.000	0	2	2	1.3	2	0	0	0	0	0	0	3.2	
OKLAHOMA STATE	1/17/09	-DNP (coach's decision)-																						
at Kansas State	1/21/09	6	0	0	.000	0	0	.000	0	0	.000	0	0	0	0.0	2	0	0	0	0	0	0	2.9	
at Oklahoma	1/24/09	9	1	1	1.000	0	0	.000	0	0	.000	1	0	1	1.2	0	0	0	1	0	0	2	2.8	
TEXAS	1/27/09	5	1	2	.500	0	0	.000	3	3	1.000	1	2	3	1.3	2	0	0	1	0	0	5	3.0	
at Missouri	1/31/09	-DNP (coach's decision)-																						
KANSAS	2/2/09	10	0	0	.000	0	0	.000	0	0	.000	1	2	3	1.4	1	0	1	0	0	0	0	2.8	
at Texas Tech	2/7/09	6	0	0	.000	0	0	.000	2	2	1.000	0	2	2	1.4	1	0	0	0	0	0	2	2.8	
OKLAHOMA	2/11/09	12	2	3	.667	0	0	.000	0	0	.000	1	1	2	1.5	4	0	0	0	0	1	4	2.8	
TEXAS A&M	2/14/09	8	0	0	.000	0	0	.000	1	2	.500	0	1	1	1.4	4	0	0	1	1	0	1	2.7	
at Oklahoma State	2/21/09	8	1	1	1.000	0	0	.000	2	2	1.000	2	2	4	1.6	1	0	0	0	0	0	4	2.8	
at Iowa State	2/24/09	5	0	0	.000	0	0	.000	0	0	.000	0	0	0	1.5	3	0	0	2	0	0	0	2.7	
COLORADO	2/28/09	* 12	1	1	1.000	0	0	.000	0	0	.000	0	0	0	1.4	2	0	0	3	0	0	2	2.6	
at Texas	3/2/09	* 14	2	2	1.000	0	0	.000	2	2	1.000	0	2	2	1.5	5	1	0	2	0	0	6	2.8	
NEBRASKA	3/7/09																							
TOTALS		2	180	20	28	.714	0	0	.000	21	29	.724	14	18	32	1.5	44	1	2	14	3	3	61	2.8

## LOMERS CAREER STATS

year	gp	gs	min	avg	fg	fga	pct	3fg	fga	pct	ft	fta	pct	off	def	tot	avg	pf	fo	a	to	blk	stl	pts	avg
2006-07 (fr)	31	5	382	12.3	50	80	.625	0	0	.000	23	50	.460	33	47	80	2.6	85	7	3	36	16	6	123	4.0
2007-08 (so)	30	24	370	12.3	44	72	.611	0	0	.000	23	37	.622	27	39	66	2.2	69	1	4	26	21	9	111	3.7
2008-09 (jr)	22	2	180	8.2	20	28	.714	0	0	.000	21	29	.724	14	18	32	1.5	44	1	2	14	3	3	61	2.8
<b>Career</b>	<b>83</b>	<b>31</b>	<b>932</b>	<b>11.2</b>	<b>114</b>	<b>180</b>	<b>.633</b>	<b>0</b>	<b>0</b>	<b>.000</b>	<b>67</b>	<b>116</b>	<b>.578</b>	<b>74</b>	<b>104</b>	<b>178</b>	<b>2.1</b>	<b>198</b>	<b>9</b>	<b>9</b>	<b>76</b>	<b>40</b>	<b>18</b>	<b>295</b>	<b>3.6</b>

## LOMERS CAREER BIG 12 STATS

year	gp	gs	min	avg	fg	fga	pct	3fg	fga	pct	ft	fta	pct	off	def	tot	avg	pf	fo	a	to	blk	stl	pts	avg
2006-07 (fr)	16	3	205	12.8	23	44	.523	0	0	.000	8	19	.421	14	25	39	2.4	50	4	2	18	6	1	54	3.4
2007-08 (so)	15	10	155	10.3	14	30	.467	0	0	.000	9	15	.600	11	13	24	1.6	32	1	1	9	8	2	37	2.5
2008-09 (jr)	13	2	110	8.5	9	12	.750	0	0	.000	11	13	.846	6	14	20	1.5	31	1	2	11	1	2	29	2.2
<b>Career</b>	<b>44</b>	<b>15</b>	<b>470</b>	<b>10.7</b>	<b>46</b>	<b>86</b>	<b>.535</b>	<b>0</b>	<b>0</b>	<b>.000</b>	<b>28</b>	<b>47</b>	<b>.596</b>	<b>31</b>	<b>52</b>	<b>83</b>	<b>1.9</b>	<b>113</b>	<b>6</b>	<b>5</b>	<b>38</b>	<b>15</b>	<b>5</b>	<b>120</b>	<b>2.7</b>



## KEVIN ROGERS

- **Position** Forward
- **Class** Senior • 3L
- **Height** 6-9 • **Weight** 250
- **Hometown** Dallas, Texas
- **High School** South Oak Cliff
- **Wingspan** 7 ft, 0 in
- **Standing Reach** 8 ft, 11 in
- **Hand Width** 11 in (L), 10 3/4 in (R)

## SEASON & CAREER HIGHS

<b>PTS</b>	<b>Season:</b> 21 vs. Jackson State [12/31/08] <b>Career:</b> 27 at Missouri [12/4/07]
<b>REB</b>	<b>Season:</b> 14, twice; last vs. TTU [1/10/09] <b>Career:</b> 18 at Texas A&M [1/23/08]
<b>AST</b>	<b>Season:</b> 4 vs. Oklahoma [2/11/09] <b>Career:</b> 4 vs. Oklahoma [2/11/09]
<b>FG</b>	<b>Season:</b> 10 vs. Jackson State [12/31/08] <b>Career:</b> 12, twice; last vs. MVSU [12/3/07]
<b>FGA</b>	<b>Season:</b> 13, three times; last vs. USC [1/2/09] <b>Career:</b> 20 at Missouri [2/14/07]
<b>3FG</b>	<b>Season:</b> — <b>Career:</b> 2, twice; last at Texas A&M [1/23/08]
<b>3FGA</b>	<b>Season:</b> 1 vs. Texas A&M [2/14/09] <b>Career:</b> 2, twice; last at Texas A&M [1/23/08]
<b>FT</b>	<b>Season:</b> 7 at Texas Tech [2/7/09] <b>Career:</b> 8 at Colorado [2/27/08]
<b>FTA</b>	<b>Season:</b> 8, twice; last vs. OU [2/11/09] <b>Career:</b> 9, twice; last at Colorado [2/27/08]
<b>STL</b>	<b>Season:</b> 3 at Iowa State [2/24/09] <b>Career:</b> 3 at Iowa State [2/24/09]
<b>BLK</b>	<b>Season:</b> 4, twice; last vs. Kansas [2/2/09] <b>Career:</b> 4, three times; last vs. KU [2/2/09]
<b>MIN</b>	<b>Season:</b> 42 vs. Oklahoma State [01/17/09] <b>Career:</b> 43 at Texas A&M [1/23/08]

## MISCELLANEOUS

	Sea. (W-L)	Car. (W-L)
<b>Double-Figure Points:</b>	23 (13-10)	67 (40-27)
<b>Led team in Points:</b>	2 (1-1)	15 (11-4)
<b>Double-Figure Rebounds:</b>	6 (3-3)	29 (16-13)
<b>Led team in Rebounds:</b>	16 (7-9)	55 (29-26)
<b>Double-Doubles:</b>	6 (3-3)	23 (14-9)

## NOTES AND TRENDS

- Became 22nd player in school history to score 1,000 career points, reaching the milestone Dec. 29 vs. Portland State
- Became 7th player in school history with 1,000 points and 700 rebounds
- Has started 91 consecutive games — second-most on team behind Curtis Jerrells (109)
- Ranks 6th in the Big 12 in rebounding (8th in Big 12-only games)
- Moved into 10th place on school's career scoring list at Texas, passing Vinnie Johnson (now has 1,232 points)
- Scored 6 points at Iowa State, breaking streak of 17 straight games in double figures
- Has recorded 16 career double-doubles in Big 12 play
- Shooting 57.7 percent (45-of-78) from the floor in the last 9 games
- Averaging 12.5 points, 7.6 rebounds in Big 12 play
- Scored 12 points with 11 rebounds for his 22nd career double-double (15th in Big 12 play)
- Tallied 14 points and 14 rebounds vs. Texas Tech to post his 21st career double-double
- Recorded his 20th career double-double with 14 points and 13 rebounds vs. South Carolina
- Scored season-high 21 points on 10-of-13 shooting vs. Jackson State
- Tied a season high with 16 points, while reaching the 1,000-point career milestone vs. Portland State
- Recorded his 18th double-double of his career and the first this season, posting 10 points and 14 rebounds vs. Wake Forest
- 4 blocks vs. PQC tied career high set against Texas Southern in 2006
- Nicknamed "K-Rog" and "Dos Tres" (Spanish for 2-3)
- Left-hander is known for highlight reel quality dunks

## ROGERS 2008-2009 GAME-BY-GAME STATS

opponent	date	gs	min	fg	fga	pct	3fg	fga	pct	ft	fta	pct	off	def	tot	avg	pf	fo	a	to	blk	stl	pts	avg	
PAUL QUINN	11/15/08	*	23	6	11	.545	0	0	.000	4	4	1.000	2	3	5	5.0	1	0	0	4	4	0	16	16.0	
CENTENARY	11/18/08	*	28	4	5	.800	0	0	.000	5	5	1.000	2	4	6	5.5	1	0	3	0	2	1	13	14.5	
SOUTHERN	11/22/08	*	25	5	8	.625	0	0	.000	3	6	.500	1	3	4	5.0	2	0	1	1	0	2	13	14.0	
JACKSONVILLE	11/24/08	*	35	5	10	.500	0	0	.000	0	1	.000	0	7	7	5.5	1	0	1	2	1	2	10	13.0	
vs Providence	11/27/08	*	27	7	11	.636	0	0	.000	2	2	1.000	3	4	7	5.8	5	1	2	2	1	1	16	13.6	
vs Arizona State	11/28/08	*	36	4	10	.400	0	0	.000	1	2	.500	3	4	7	6.0	3	0	2	2	0	0	9	12.8	
vs Wake Forest	11/30/08	*	34	5	7	.714	0	0	.000	0	2	.000	5	9	14	7.1	4	0	0	3	0	1	10	12.4	
at Washington State	12/6/08	*	22	0	6	.000	0	0	.000	0	0	.000	1	1	2	6.5	3	0	0	3	0	0	0	10.9	
PRAIRIE VIEW A&M	12/13/08	*	23	3	9	.333	0	0	.000	2	4	.500	7	2	9	6.8	2	0	0	1	0	1	8	10.6	
UT ARLINGTON	12/20/08	*	39	5	12	.417	0	0	.000	3	6	.500	9	4	13	7.4	2	0	0	3	2	0	13	10.8	
HARTFORD	12/22/08	*	34	4	5	.800	0	0	.000	3	5	.600	1	3	4	7.1	2	0	0	4	1	0	11	10.8	
PORTLAND STATE	12/29/08	*	36	6	13	.462	0	0	.000	4	6	.667	1	5	6	7.0	1	0	0	3	2	1	16	11.3	
JACKSON STATE	12/31/08	*	23	10	13	.769	0	0	.000	1	1	1.000	1	4	5	6.8	2	0	0	0	0	1	21	12.0	
SOUTH CAROLINA	1/2/09	*	34	7	13	.538	0	0	.000	0	0	.000	8	5	13	7.3	1	0	0	4	0	0	14	12.1	
TEXAS TECH	1/10/09	*	34	5	9	.556	0	0	.000	4	7	.571	5	9	14	7.7	2	0	2	4	2	0	14	12.3	
at Texas A&M	1/14/09	*	36	5	12	.417	0	0	.000	2	2	1.000	3	4	7	7.7	4	0	0	1	1	0	12	12.3	
OKLAHOMA STATE	1/17/09	*	42	5	10	.500	0	0	.000	4	6	.667	3	6	9	7.8	4	0	2	5	3	0	14	12.4	
at Kansas State	1/21/09	*	38	4	7	.571	0	0	.000	4	5	.800	5	6	11	7.9	2	0	3	2	0	0	12	12.3	
at Oklahoma	1/24/09	*	36	5	11	.455	0	0	.000	1	3	.333	5	3	8	7.9	3	0	0	1	0	1	11	12.3	
TEXAS	1/27/09	*	38	5	7	.714	0	0	.000	3	6	.500	4	8	12	8.2	3	0	0	2	1	0	13	12.3	
at Missouri	1/31/09	*	33	7	13	.538	0	0	.000	4	5	.800	1	3	4	8.0	5	1	2	2	0	1	18	12.6	
KANSAS	2/2/09	*	34	6	9	.667	0	0	.000	3	6	.500	2	4	6	7.9	3	0	1	4	4	1	15	12.7	
at Texas Tech	2/7/09	*	37	5	8	.625	0	0	.000	7	8	.875	2	7	9	7.9	4	0	1	3	1	1	17	12.9	
OKLAHOMA	2/11/09	*	31	3	7	.429	0	0	.000	5	8	.625	3	6	9	8.0	3	0	4	2	2	0	11	12.8	
TEXAS A&M	2/14/09	*	22	6	9	.667	0	1	.000	0	0	.000	0	2	2	7.7	3	0	0	2	0	0	12	12.8	
at Oklahoma State	2/21/09	*	22	4	6	.667	0	0	.000	3	4	.750	2	2	4	7.6	4	0	1	0	0	1	11	12.7	
at Iowa State	2/24/09	*	37	3	7	.429	0	0	.000	0	2	.000	1	6	7	7.6	2	0	2	2	0	3	6	12.4	
COLORADO	2/28/09	*	33	3	6	.500	0	0	.000	3	4	.750	1	4	5	7.5	3	0	1	3	0	0	9	12.3	
at Texas	3/2/09	*	31	3	6	.500	0	0	.000	1	2	.500	1	5	6	7.4	4	0	0	4	0	1	7	12.1	
NEBRASKA	3/7/09																								
TOTALS			29	923	140	260	.538	0	1	.000	72	112	.643	82	133	215	7.4	79	2	28	69	27	19	352	12.1

## ROGERS CAREER STATS

year	gp	gs	min	avg	fg	fga	pct	3fg	fga	pct	ft	fta	pct	off	def	tot	avg	pf	fo	a	to	blk	stl	pts	avg
2005-06 (fr)	17	0	358	21.1	37	96	.385	0	0	.000	30	39	.769	26	42	68	4.0	28	1	6	24	9	11	104	6.1
2006-07 (so)	30	30	864	28.8	156	297	.525	0	0	.000	71	95	.747	76	152	228	7.6	87	4	26	66	26	15	383	12.8
2007-08 (jr)	32	32	941	29.4	155	306	.507	2	11	.182	81	105	.771	83	190	273	8.5	83	4	22	53	19	22	393	12.3
2008-09 (sr)	29	29	923	31.8	140	260	.538	0	1	.000	72	112	.643	82	133	215	7.4	79	2	28	69	27	19	352	12.1
<b>Career</b>	<b>108</b>	<b>91</b>	<b>3086</b>	<b>28.6</b>	<b>488</b>	<b>959</b>	<b>.509</b>	<b>2</b>	<b>12</b>	<b>.167</b>	<b>254</b>	<b>351</b>	<b>.724</b>	<b>267</b>	<b>517</b>	<b>784</b>	<b>7.3</b>	<b>277</b>	<b>11</b>	<b>82</b>	<b>212</b>	<b>81</b>	<b>67</b>	<b>1232</b>	<b>11.4</b>

## ROGERS CAREER BIG 12 STATS

year	gp	gs	min	avg	fg	fga	pct	3fg	fga	pct	ft	fta	pct	off	def	tot	avg	pf	fo	a	to	blk	stl	pts	avg
2005-06 (fr)	16	0	331	20.7	36	89	.404	0	0	.000	28	37	.757	24	37	61	3.8	26	1	5	23	7	9	100	6.3
2006-07 (so)	15	15	457	30.5	81	165	.491	0	0	.000	34	48	.708	48	87	135	9.0	45	2	9	35	13	6	196	13.1
2007-08 (jr)	16	16	519	32.4	76	162	.469	1	5	.200	54	66	.818	48	115	163	10.2	44	1	8	24	8	6	207	12.9
2008-09 (sr)	15	15	504	33.6	69	127	.543	0	1	.000	44	68	.647	38	75	113	7.5	49	1	19	37	14	9	182	12.1
<b>Career</b>	<b>62</b>	<b>46</b>	<b>1811</b>	<b>29.2</b>	<b>262</b>	<b>543</b>	<b>.483</b>	<b>1</b>	<b>6</b>	<b>.167</b>	<b>160</b>	<b>219</b>	<b>.731</b>	<b>158</b>	<b>314</b>	<b>472</b>	<b>7.6</b>	<b>164</b>	<b>5</b>	<b>41</b>	<b>119</b>	<b>42</b>	<b>30</b>	<b>685</b>	<b>11.0</b>



DELBERT SIMPSON

- **Position** Forward
- **Class** Senior • 1L
- **Height** 6-8 • **Weight** 216
- **Hometown** Tyler, Texas
- **High School** John Tyler
- **Wingspan** 6 ft, 10 1/2 in
- **Standing Reach** 8 ft, 9 in
- **Hand Width** 10 1/4 in (L), 10 1/2 in (R)

SEASON & CAREER HIGHS

PTS	Season: 5 vs. Paul Quinn [11/15/08] Career: 10, twice; last vs. Missouri [3/1/08]
REB	Season: 2 vs. Paul Quinn [11/15/08] Career: 9 vs. Prairie View A&M [12/29/07]
AST	Season: — Career: 1, twice; last Florida A&M [12/31/07]
FG	Season: 2 vs. Paul Quinn [11/15/08] Career: 5 vs. Prairie View A&M [12/29/07]
FGA	Season: 5 vs. Paul Quinn [11/15/08] Career: 7 vs. Prairie View A&M [12/29/07]
3FG	Season: 1 vs. Jackson State [12/31/08] Career: 1, twice; last vs. JSU [12/31/08]
3FGA	Season: 2 vs. Jackson State [12/31/08] Career: 2 vs. Jackson State [12/31/08]
FT	Season: 2 vs. Centenary [11/18/08] Career: 2, four times; last vs. Centenary [11/18/08]
FTA	Season: 3 vs. Centenary [11/18/08] Career: 3 vs. Missouri [3/1/08]
STL	Season: 1, twice; last vs. TTU [1/10/09] Career: 2, three times; last at Texas Tech [3/8/08]
BLK	Season: 1, twice; last vs. PVAMU [12/13/08] Career: 3 vs. Texas A&M [3/5/08]
MIN	Season: 6 vs. Paul Quinn [11/15/08] Career: 23 vs. Prairie View A&M [12/29/07]

MISCELLANEOUS

	Sea. (W-L)	Car. (W-L)
Double-Figure Points:	—	2 (2-0)
Led team in Rebounds:	—	1 (1-0)
5+ Rebounds:	—	4 (3-1)
10+ Rebounds:	—	0 (0-0)
Double-Doubles:	—	0 (0-0)

NOTES AND TRENDS

- Did not play last 14 games (did not dress)
- Hit first 3-pointer of the season in win vs. Jackson State
- Had 1 rebound and 1 block in 4 minutes vs. Prairie View A&M
- Scored 2 points with 1 block in 3 minutes vs. Southern
- Came off bench to score 5 points with 2 rebounds in 6 minutes vs. Paul Quinn
- Former JUCO transfer from Tyler JC (originally signed with New Mexico State out of high school)

SIMPSON 2008-2009 GAME-BY-GAME STATS

opponent	date	gs	min	fg	fga	pct	3fg	fga	pct	ft	fta	pct	off	def	tot	avg	pf	fo	a	to	blk	stl	pts	avg
PAUL QUINN	11/15/08	6	2	5	.400	0	1	.000	1	1	1.000	0	2	2	2.0	0	0	0	0	0	1	5	5.0	
CENTENARY	11/18/08	5	0	1	.000	0	0	.000	2	2	1.000	0	3	3	2.5	0	0	0	1	0	0	2	3.5	
SOUTHERN	11/22/08	3	1	1	1.000	0	0	.000	0	0	.000	0	0	0	1.7	0	0	0	0	1	0	2	3.0	
JACKSONVILLE	11/24/08	-DNP (coach's decision)-																						
vs Providence	11/27/08	0	0	0	.000	0	0	.000	0	0	.000	0	0	0	1.3	0	0	0	0	0	0	0	2.3	
vs Arizona State	11/28/08	-DNP (coach's decision)-																						
vs Wake Forest	11/30/08	2	0	0	.000	0	0	.000	0	0	.000	0	0	0	1.0	3	0	0	0	0	0	0	1.8	
at Washington State	12/6/08	-DNP (coach's decision)-																						
PRAIRIE VIEW A&M	12/13/08	4	0	1	.000	0	1	.000	0	0	.000	0	1	1	1.0	1	0	0	0	1	0	0	1.5	
UT ARLINGTON	12/20/08	-DNP (coach's decision)-																						
HARTFORD	12/22/08	-DNP (coach's decision)-																						
PORTLAND STATE	12/29/08	-DNP (coach's decision)-																						
JACKSON STATE	12/31/08	5	1	2	.500	1	2	.500	0	0	.000	0	2	2	1.1	2	0	0	0	0	0	3	1.7	
SOUTH CAROLINA	1/2/09	-DNP (coach's decision)-																						
TEXAS TECH	1/10/09	6	0	2	.000	0	0	.000	0	0	.000	1	0	1	1.1	0	0	0	1	0	1	0	1.5	
at Texas A&M	1/14/09	-DNP (did not dress)-																						
OKLAHOMA STATE	1/17/09	-DNP (did not dress)-																						
at Kansas State	1/21/09	-DNP (did not dress)-																						
at Oklahoma	1/24/09	-DNP (did not dress)-																						
TEXAS	1/27/09	-DNP (did not dress)-																						
at Missouri	1/31/09	-DNP (did not dress)-																						
KANSAS	2/2/09	-DNP (did not dress)-																						
at Texas Tech	2/7/09	-DNP (did not dress)-																						
OKLAHOMA	2/11/09	-DNP (did not dress)-																						
TEXAS A&M	2/14/09	-DNP (did not dress)-																						
at Oklahoma State	2/21/09	-DNP (did not dress)-																						
at Iowa State	2/24/09	-DNP (did not dress)-																						
COLORADO	2/28/09	-DNP (did not dress)-																						
at Texas	3/2/09	-DNP (did not dress)-																						
NEBRASKA	3/7/09	-DNP (did not dress)-																						
TOTALS		0	31	4	12	.333	1	4	.250	3	3	1.000	1	8	9	1.1	6	0	0	2	2	2	12	1.5

SIMPSON CAREER STATS

year	gp	gs	min	avg	fg	fga	pct	3fg	fga	pct	ft	fta	pct	off	def	tot	avg	pf	fo	a	to	blk	stl	pts	avg
2005-06 (fr)														- junior college -											
2006-07 (so)														- junior college -											
2007-08 (jr)	25	0	249	10.0	25	48	.521	1	1	1.000	7	12	.583	18	37	55	2.2	22	0	2	15	20	9	58	2.3
2007-09 (sr)	8	0	31	3.9	4	12	.333	1	4	.250	3	3	1.000	1	8	9	1.1	6	0	0	2	2	2	12	1.5
TOTAL	33	0	280	8.5	29	60	.483	2	5	.400	10	15	.667	19	45	64	1.9	28	0	2	17	22	11	70	2.1

SIMPSON CAREER BIG 12 STATS

year	gp	gs	min	avg	fg	fga	pct	3fg	fga	pct	ft	fta	pct	off	def	tot	avg	pf	fo	a	to	blk	stl	pts	avg
2007-08 (jr)	13	0	108	8.3	9	16	.563	1	1	1.000	2	3	.667	6	13	19	1.5	12	0	0	4	11	4	21	1.6
2008-09 (sr)	1	0	6	6.0	0	2	.000	0	0	.000	0	0	.000	1	0	1	1.0	0	0	0	1	0	1	0	0.0
Career	14	0	114	8.1	9	18	.500	1	1	1.000	2	3	.667	7	13	20	1.4	12	0	0	5	11	5	21	1.5



## KENDALL WRIGHT

- **Position** Guard
- **Class** Freshman • HS
- **Height** 6-0 • **Weight** 180
- **Hometown** Pittsburg, Texas
- **High School** Pittsburg
- **Vertical Jump** 40 in

### SEASON & CAREER HIGHS

**PTS** Season: 3, twice; last at Oklahoma [1/24/09]

Career: —

**REB** Season: 2 at Oklahoma [1/24/09]

Career: —

**AST** Season: 1 vs. Prairie View A&M [12/13/08]

Career: —

**FG** Season: 1, three times; last at OU [1/24/09]

Career: —

**FGA** Season: 3 vs. Jackson State [12/31/08]

Career: —

**3FG** Season: 1, twice; last at Oklahoma [1/24/09]

Career: —

**3FGA** Season: 2 vs. Prairie View A&M [12/13/08]

Career: —

**FT** Season: 2, twice; last vs. Kansas [2/2/09]

Career: —

**FTA** Season: 2, twice; last vs. Kansas [2/2/09]

Career: —

**STL** Season: 1, twice; last vs. Kansas [2/2/09]

Career: —

**BLK** Season: —

Career: —

**MIN** Season: 10 vs. Jackson State [12/31/08]

Career: —

### MISCELLANEOUS

Sea. (W-L) Car. (W-L)

Double-Figure Points: — —

Led team in Points: — —

20+ Points: — —

5+ Assists: — —

5+ Rebounds: — —

### NOTES AND TRENDS

- Played 1 minute at Texas on March 2
- Has played 11 total minutes in 7 Big 12 games this season
- 1 rebound in 1 minute against Oklahoma
- 2 points, 1 steal in 1 minute against Kansas
- Played two minutes and scored 3 points at Oklahoma
- Played season-high 10 minutes in win vs. Jackson State
- Made his basketball debut vs. Prairie View A&M
- Scored 3 points on 1-of-2 shooting from 3-point range in 3 minutes
- A basketball walk-on, attending Baylor on a football scholarship
- Led all BU receivers with 50 receptions for 649 yards and a freshman school record 5 touchdowns
- Ranked fourth on team with 52 carries for 168 yards and one touchdown

### WRIGHT 2008-2009 GAME-BY-GAME STATS


opponent	date	gs	min	fg	fga	pct	3fg	fga	pct	ft	fta	pct	off	def	tot	avg	pf	fo	a	to	blk	stl	pts	avg
PAUL QUINN	11/15/08												-Did Not Dress (football)-											
CENTENARY	11/18/08												-Did Not Dress (football)-											
SOUTHERN	11/22/08												-Did Not Dress (football)-											
JACKSONVILLE	11/24/08												-Did Not Dress (football)-											
vs Providence	11/27/08												-Did Not Dress (football)-											
vs Arizona State	11/28/08												-Did Not Dress (football)-											
vs Wake Forest	11/30/08												-Did Not Dress (football)-											
at Washington State	12/6/08												-Did Not Dress (football)-											
PRAIRIE VIEW A&M	12/13/08	3	1	2	.500		1	2	.500	0	2	.000	0	1	1	1.0	0	0	1	1	0	1	3	3.0
UT ARLINGTON	12/20/08												-DNP (coach's decision)-											
HARTFORD	12/22/08												-DNP (coach's decision)-											
PORTLAND STATE	12/29/08												-DNP (coach's decision)-											
JACKSON STATE	12/31/08	10	1	3	.333		0	1	.000	0	0	.000	0	1	1	1.0	2	0	0	1	0	0	2	2.5
SOUTH CAROLINA	1/2/09	0	0	0	.000		0	0	.000	0	0	.000	0	0	0	0.7	0	0	0	0	0	0	0	1.7
TEXAS TECH	1/10/09												-DNP (coach's decision)-											
at Texas A&M	1/14/09												-DNP (coach's decision)-											
OKLAHOMA STATE	1/17/09												-DNP (coach's decision)-											
at Kansas State	1/21/09												-DNP (coach's decision)-											
at Oklahoma	1/24/09	2	1	1	1.000		1	1	1.000	0	0	.000	1	1	2	1.0	0	0	0	0	0	0	3	2.0
TEXAS	1/27/09												-DNP (coach's decision)-											
at Missouri	1/31/09												-DNP (did not dress)-											
KANSAS	2/2/09	1	0	0	.000		0	0	.000	2	2	1.000	0	0	0	0.8	1	0	0	0	0	1	2	2.0
at Texas Tech	2/7/09	0	0	0	.000		0	0	.000	0	0	.000	0	0	0	0.7	0	0	0	0	0	0	0	1.7
OKLAHOMA	2/11/09	1	0	1	.000		0	1	.000	0	0	.000	1	0	1	0.7	1	0	0	0	0	0	0	1.4
TEXAS A&M	2/14/09												-DNP (coach's decision)-											
at Oklahoma State	2/21/09	2	0	0	.000		0	0	.000	0	0	.000	0	0	0	0.6	0	0	0	0	0	0	0	1.3
at Iowa State	2/24/09	4	0	0	.000		0	0	.000	0	0	.000	0	0	0	0.6	2	0	0	0	0	0	0	1.1
COLORADO	2/28/09												-DNP (coach's decision)-											
at Texas	3/2/09	1	0	0	.000		0	0	.000	0	0	.000	1	0	1	0.6	0	0	0	0	0	0	0	1.0
NEBRASKA	3/7/09																							
<b>Totals</b>		<b>0</b>	<b>24</b>	<b>3</b>	<b>7</b>	<b>.429</b>	<b>2</b>	<b>5</b>	<b>.400</b>	<b>2</b>	<b>4</b>	<b>.500</b>	<b>3</b>	<b>3</b>	<b>6</b>	<b>0.6</b>	<b>6</b>	<b>0</b>	<b>1</b>	<b>2</b>	<b>0</b>	<b>2</b>	<b>10</b>	<b>1.0</b>

### WRIGHT CAREER STATS

year	gp	gs	min	avg	fg	fga	pct	3fg	fga	pct	ft	fta	pct	off	def	tot	avg	pf	fo	a	to	blk	stl	pts	avg
2008-09 (fr)	10	0	24	2.4	3	7	.429	2	5	.400	2	4	.500	3	3	6	0.6	6	0	1	2	0	2	10	1.0
<b>Career</b>	<b>10</b>	<b>0</b>	<b>24</b>	<b>2.4</b>	<b>3</b>	<b>7</b>	<b>.429</b>	<b>2</b>	<b>5</b>	<b>.400</b>	<b>2</b>	<b>4</b>	<b>.500</b>	<b>3</b>	<b>3</b>	<b>6</b>	<b>0.6</b>	<b>6</b>	<b>0</b>	<b>1</b>	<b>2</b>	<b>0</b>	<b>2</b>	<b>10</b>	<b>1.0</b>

### WRIGHT CAREER BIG 12 STATS

year	gp	gs	min	avg	fg	fga	pct	3fg	fga	pct	ft	fta	pct	off	def	tot	avg	pf	fo	a	to	blk	stl	pts	avg
2008-09 (fr)	7	0	11	1.6	1	2	.500	1	2	.500	2	2	1.000	3	1	4	0.6	4	0	0	0	0	1	5	0.7
<b>Career</b>	<b>7</b>	<b>0</b>	<b>11</b>	<b>1.6</b>	<b>1</b>	<b>2</b>	<b>.500</b>	<b>1</b>	<b>2</b>	<b>.500</b>	<b>2</b>	<b>2</b>	<b>1.000</b>	<b>3</b>	<b>1</b>	<b>4</b>	<b>0.6</b>	<b>4</b>	<b>0</b>	<b>0</b>	<b>0</b>	<b>0</b>	<b>1</b>	<b>5</b>	<b>0.7</b>

Game 1 ■ Nov. 15, 2008 ■ Waco, Texas ■ Ferrell Center [7,065]		
	Paul Quinn	50
	Baylor	108

GAME NOTES

- **Henry Dugat** scored 22 points, while **Quincy Acy** finished with 13 points and 11 rebounds in his first college game as Baylor defeated Paul Quinn 108-50 at the Ferrell Center.
- **Curtis Jerrells** scored 17. **Kevin Rogers** and **LaceDarius Dunn** had 16 apiece.
- Carl Nelson scored 17 and Ronald Ogoke added 10 points for Paul Quinn.
- Baylor pulled away in the first half with a 32-6 run that began with a pair of free throws by Rogers. Jerrells scored nine points during the run, which ended with Baylor up 40-15 with 7:30 remaining in the first period.
- Baylor set a school record with 13 blocked shots, five of them by Acy.
- **Twenty Carter** did not dress and missed the next two games due to a violation of team rules.
- Dunn made his first career start. **Fred Ellis**, **Anthony Jones** and Acy saw the first game action of their careers in the first half.
- Baylor scored more than 100 points for the seventh time in the Drew Era. The Bears are 7-0 in those games.
- Baylor's 58-point win is the third-largest margin of victory in school history (66 vs. Austin College in 1978; 59 vs. Hardin-Simmons in 2001).
- Jerrells dished out a career-high 10 assists, becoming the first Bear to reach double-digit assists since Aaron Bruce had 11 vs. Gonzaga (11/15/06).

PAUL QUINN (0-1)

NO. NAME	FG	3FG	FT	RB	PF	TP	A	TO	BLK	S	MIN
33 Cormadelle, Jos.	f 2-13	1-3	0-0	4	4	5	0	3	1	1	23
34 Nelson, Carl	f 7-15	0-1	3-4	4	5	17	1	1	2	1	27
44 Sinclair, Kyle	c 1-2	0-1	0-0	1	0	2	0	0	0	0	7
5 Latham, Dem.	q 2-8	0-2	1-4	2	1	5	2	5	0	3	31
12 Alexander, John	q 3-9	1-2	0-0	3	2	7	3	4	0	0	36
0 Ogoke, Ronald	2-6	0-0	6-8	7	2	10	1	2	1	1	26
3 Alexander, Kelsey	0-0	0-0	0-0	0	0	0	0	1	0	0	3
4 Norman, Rashad	0-5	0-2	0-0	2	0	0	1	3	0	3	23
20 Miller, DeMarcus	1-4	0-0	0-1	1	2	2	1	4	0	0	12
50 Baker, William	1-1	0-0	0-0	1	2	2	0	1	0	0	8
52 Webster, Anthony	0-0	0-0	0-0	2	1	0	0	1	0	0	4
<b>TEAM</b>		<b>7</b>									
<b>TOTALS</b>		<b>19-63</b>	<b>2-11</b>	<b>10-17</b>	<b>34</b>	<b>19</b>	<b>50</b>	<b>9</b>	<b>25</b>	<b>4</b>	<b>9 200</b>

BAYLOR (1-0)


NO. NAME	FG	3FG	FT	RB	PF	TP	A	TO	BLK	S	MIN
23 Rogers, Kevin	f 6-11	0-0	4-4	5	1	16	0	4	4	0	23
15 Diene, Mamadou	c 1-1	0-0	0-0	4	3	2	0	1	1	0	15
0 Jerrells, Curtis	q 5-12	2-5	5-6	5	3	17	10	7	0	3	35
5 Dugat, Henry	q 7-10	4-5	4-4	2	1	22	5	1	2	3	28
24 Dunn, Lace.	q 7-18	2-11	0-0	6	1	16	3	0	0	4	31
3 Ellis, Fred	1-2	1-1	1-3	3	2	4	1	1	0	0	19
4 Acy, Quincy	6-6	0-0	1-2	11	4	13	2	0	5	5	19
11 Simpson, Delbert	2-5	0-1	1-1	2	0	5	0	0	0	1	6
41 Jones, Anthony	3-5	2-4	1-1	6	1	9	3	1	1	1	19
50 Lomers, Josh	1-2	0-0	2-3	0	1	4	0	0	0	0	5
<b>TEAM</b>		<b>4</b>									
<b>TOTALS</b>		<b>39-72</b>	<b>11-27</b>	<b>19-24</b>	<b>48</b>	<b>17</b>	<b>108</b>	<b>24</b>	<b>15</b>	<b>13</b>	<b>17 200</b>

Scoring Summary	1st	2nd	OT	2OT	Total
Paul Quinn	21	29	—	—	50
Baylor	55	53	—	—	108

Shooting	FG%	3FG%	FT%
Paul Quinn	30.2	18.2	58.8
Baylor	54.2	40.7	79.2

Specialty Stats	DBR	Paint	P-TO	2nd	Bench
Paul Quinn	4	22	10	16	14
Baylor	3	50	39	21	35

**Officials:** R-Ted Hillary, U1-James Durham, U2-Jon Stigliano; **Technical Fouls:** none.  
**Attendance:** 7,065.

Game 2 • Nov. 18, 2008 • Waco, Texas • Ferrell Center [6,422]		
	Centenary	55
	Baylor	90

GAME NOTES

- **LaceDarius Dunn** scored eight consecutive points to start an early 16-0 run that put Baylor firmly in control on the way to a 90-55 victory over Centenary.
- Dunn's fastbreak jumper broke a 5-5 tie and he followed with 3-pointers on Baylor's next two possessions, after turnovers by Centenary. By the time **Curtis Jerrells** made a layup seven minutes into the game, the Bears already had a 21-5 lead.
- Jerrells had 20 points and five assists for Baylor. Dunn finished with 18 points, 15 by halftime when the Bears led 42-20. Freshman **Quincy Acy** added a career-high 15 points on 7-of-7 shooting from field in 21 minutes. Acy has now made his first 13 field goals of his collegiate career. **Henry Dugat** and **Kevin Rogers** chipped in 14 and 13 points, respectively.
- Centenary never got closer than 20 after halftime. Chase Adams had 12 points for the Gents. Daman Starring added nine points and five rebounds.
- As a team, Baylor shot 64 percent from the floor and drained 8-of-17 field goals from three-point range. It was the sixth-best shooting performance in Baylor history and the highest percentage since the Bears shot 65.2 percent (45-of-69) against Prairie View A&M (12/5/95).

CENTENARY (0-2)

NO. NAME	FG	3FG	FT	RB	PF	TP	A	TO	BLK	S	MIN
30 Bonham, Jerrald	f 2-4	0-0	1-2	2	3	5	0	1	0	0	24
1 Stallings, Nick	q 3-9	1-1	0-0	3	5	7	2	3	1	0	30
11 Adams, Chase	q 5-10	2-6	0-0	3	2	12	4	2	0	3	35
15 Redus, Gary	q 2-5	0-1	0-0	1	5	4	1	3	0	0	21
22 Starring, Daman	q 3-9	1-5	2-4	5	1	9	2	1	0	1	34
2 Tubner, Roman	0-2	0-1	0-0	0	1	0	0	1	0	0	8
3 Gatlin, Anthony	3-11	2-6	0-1	5	2	8	0	0	1	0	26
20 Perez, David	1-3	1-3	0-0	2	0	3	1	0	0	0	9
32 Harris, Brandon	2-3	0-0	0-0	2	4	4	0	2	0	0	10
44 Nakwaasah, Maxx	1-3	1-2	0-0	0	1	3	0	0	0	0	3
<b>TEAM</b>		<b>4</b>									
<b>TOTALS</b>		<b>22-59</b>	<b>8-25</b>	<b>3-7</b>	<b>27</b>	<b>24</b>	<b>55</b>	<b>10</b>	<b>13</b>	<b>2</b>	<b>4 200</b>

BAYLOR (2-0)


NO. NAME	FG	3FG	FT	RB	PF	TP	A	TO	BLK	S	MIN
23 Rogers, Kevin	f 4-5	0-0	5-5	6	1	13	3	0	2	1	28
15 Diene, Mamadou	c 0-0	0-0	3-4	3	0	3	0	0	0	0	15
0 Jerrells, Curtis	q 7-9	2-3	4-7	3	0	20	8	1	0	1	33
5 Dugat, Henry	q 5-11	1-3	3-6	4	1	14	4	2	0	1	33
24 Dunn, Lace.	q 7-12	4-7	0-0	2	5	18	0	1	0	2	25
3 Ellis, Fred	0-1	0-1	0-0	5	4	0	2	3	2	0	17
4 Acy, Quincy	7-7	0-0	1-3	5	2	15	0	1	0	1	21
11 Simpson, Delbert	0-1	0-0	2-2	3	0	2	0	1	0	0	5
41 Jones, Anthony	1-3	1-3	0-0	3	0	3	0	1	2	0	20
50 Lomers, Josh	1-1	0-0	0-0	0	0	2	0	0	0	0	3
<b>TEAM</b>		<b>3</b>									
<b>TOTALS</b>		<b>32-50</b>	<b>8-17</b>	<b>18-27</b>	<b>37</b>	<b>13</b>	<b>90</b>	<b>17</b>	<b>10</b>	<b>6</b>	<b>6 200</b>

Scoring Summary	1st	2nd	OT	2OT	Total
Centenary	20	35	—	—	55
Baylor	42	48	—	—	90

Shooting	FG%	3FG%	FT%
Centenary	30.2	18.2	58.8
Baylor	64.0	47.1	66.7

Specialty Stats	DBR	Paint	P-TO	2nd	Bench
Centenary	1	16	8	0	18
Baylor	3	36	21	16	22

**Officials:** R-Mike Thibodeaux, U1-Don Daily, U2-Hal Lusk; **Technical Fouls:** none.  
**Attendance:** 6,422.

Game 3 • Nov. 22, 2008 • Waco, Texas • Ferrell Center [6,000]		
	<b>Southern</b>	<b>43</b>
	<b>Baylor</b>	<b>85</b>

GAME NOTES


- **Quincy Acy** scored 15 points and set a Big 12 record for consecutive field goals to start a career in Baylor's 85-43 victory against Southern.
- Acy, a freshman, was 5-of-5 from the field to improve to 18-of-18 through three games. He broke the record of 17 set by Texas A&M's DeAndre Jordan last season, his only one with the Aggies.
- A short hook shot with 3:57 left in the game gave Acy the record and put Baylor ahead 74-36. The 3-footer was the longest so far for Acy. His other 17 field goals have been dunks or layups.
- **Kevin Rogers**, **Curtis Jerrells** and **Henry Dugat** scored 13 apiece for the Bears. Dugat had six points in a 16-1 run that put Baylor up 27-9 midway through the first half.
- Baylor shot 61.3% (19-31) from the field in the first half, its third straight half with a shooting percentage over .600 (61.5% in 1st half, 66.7% in 2nd half vs. Centenary).
- Baylor had five players score in double-figures for the third-straight game.
- Baylor held Southern to 25.9% shooting from the floor - the lowest opponent field goal percentage since Nov. 15, 1997 against Troy State (14-of-71, 19.7%).
- Baylor tied a season-high with 17 steals.
- Dugat nearly recorded the third triple-double in Baylor history with 13 points, 10 rebounds and 9 assists. The rebounds and assists were both career highs.

SOUTHERN (0-2)

NO. NAME	FG	3FG	FT	RB	PF	TP	A	TO	BLK	S	MIN
5 GRIFFIN, Desmd	f 2-4	1-3	1-2	3	1	6	1	5	1	0	10
55 HONORE', Barry	f 2-11	0-2	0-0	3	2	4	0	2	0	1	24
44 HORNE, Gregory	c 1-3	0-0	0-0	1	4	2	0	1	0	0	14
10 DAVIS, Chris	q 2-7	2-2	0-0	3	0	6	1	1	0	2	25
25 WILEY, Steffon	q 2-4	2-2	0-0	0	1	6	3	2	0	4	21
2 WHITE, Brandon	0-0	0-0	0-0	0	2	0	2	3	0	0	3
23 WOLLMAN, McCall	1-5	0-2	0-0	2	2	2	0	1	0	0	9
30 INGRAM, Julius	0-2	0-0	0-0	0	0	0	0	2	0	0	4
31 WILLIAMS, Jazz	2-10	1-4	2-3	4	1	7	1	3	0	0	25
33 TALLEY, Brian	0-2	0-1	0-0	4	2	0	1	4	0	1	16
35 GUILLORY, Geri	0-0	0-0	1-2	1	4	1	0	2	0	0	8
40 SCOTT, Douglas	1-5	0-2	0-0	2	1	2	0	0	0	1	10
42 RICHARDSON, D.	0-0	0-0	0-0	0	0	0	0	0	0	0	2
45 DAVIS, Andre'	2-2	0-0	0-0	3	3	4	0	1	0	0	13
<b>TEAM</b>		<b>6</b>									
<b>TOTALS</b>		<b>15-58</b>	<b>6-18</b>	<b>7-11</b>	<b>35</b>	<b>24</b>	<b>43</b>	<b>9</b>	<b>28</b>	<b>2</b>	<b>8 200</b>

BAYLOR (3-0)

NO.	NAME		FG	3FG	FT	RB	PF	TP	A	TO	BLK	S	MIN
23	Rogers, Kevin	f	5-8	0-0	3-6	4	2	13	1	1	0	2	25
15	Diene, Mamadou	c	3-3	0-0	2-0	2	1	7	0	1	3	1	16
0	Jerrells, Curtis	q	5-8	2-4	1-3	2	2	13	1	5	0	5	32
5	Dugat, Henry	q	4-8	0-1	5-8	10	0	13	9	3	0	3	36
24	Dunn, Lace.	q	5-12	2-8	0-0	6	2	12	1	1	0	2	27
3	Ellis, Fred		1-4	0-1	4-6	4	1	6	0	0	1	2	16
4	Acy, Quincy		5-5	0-0	5-9	5	1	15	0	1	2	1	22
11	Simpson, Delbert		1-1	0-0	0-0	0	0	2	0	0	1	0	3
41	Jones, Anthony		1-7	0-3	0-0	2	1	2	1	1	2	1	20
50	Lomers, Josh		1-3	0-0	0-2	3	0	2	0	0	2	0	3
TEAM			7										
TOTALS			31-59	4-17	19-35	45	10	85	13	13	11	17	200

Game 4 • Nov. 24, 2008 • Waco, Texas • Ferrell Center [6,154]		
	Jacksonville	68
	Baylor	76

GAME NOTES

- **LaceDarius Dunn** scored 23 points as Baylor defeated Jacksonville 76-68.
- **Curtis Jerrells** scored 18 and **Kevin Rogers** and **Fred Ellis** had 10 points each for Baylor, which struggled from the field after winning its first three games by an average of 45 points.
- Ben Smith scored 18 for Jacksonville and Travis Cohn had 11 points.
- Baylor shot 50 percent (28-of-56) from the field, but shot just 38 percent in the first half, making 13 of its 34 attempts.
- After setting a Big 12 record for consecutive field goals, Baylor freshman **Quincy Acy** missed his first shot of the season when an 8-foot baseline jumper fell short with 11:07 left in the first half. He had made his previous 18 shots and finished the game 2-of-3 from the field.
- Baylor led 34-32 at the half.

JACKSONVILLE [0-4]

NO. NAME	FG	3FG	FT	RB	PF	TP	A	TO	BLK	S	MIN
10 Hardy, Ayron	f 2-7	0-1	0-0	5	4	4	1	1	0	1	22
41 Colbert, Lehman	f 2-2	0-0	1-1	3	4	5	2	3	1	0	21
45 Allen, Marcus	f 3-8	0-2	2-3	3	3	8	4	3	0	0	27
1 Cohn, Travis	q 4-5	1-1	2-2	4	4	11	0	2	1	0	12
3 Smith, Ben	q 8-11	2-4	3-3	5	2	21	3	5	0	2	34
2 Gilbert, Brian	0-4	0-3	0-0	1	0	0	2	1	0	0	12
15 Edwards, Chris	0-0	0-0	0-0	0	0	0	0	1	0	0	6
22 Brooks, Aric	2-4	0-0	1-2	6	2	5	1	3	0	0	22
23 Galvin, Tevin	0-1	0-1	0-0	1	0	0	0	0	0	0	5
30 Lukasiak, Szymon	3-4	0-0	0-0	0	3	6	0	1	0	0	15
34 Jefferson, Evan	3-6	2-4	0-0	1	0	8	2	1	0	0	24
TEAM	7										
TOTALS	27-52	5-16	9-11	36	22	68	15	21	2	3	200

BAYLOR [4-0]


NO. NAME	FG	3FG	FT	RB	PF	TP	A	TO	BLK	S	MIN
23 Rogers, Kevin	f 5-10	0-0	0-1	7	1	10	1	2	1	2	35
15 Diene, Mamadou	c 0-1	0-0	0-0	2	1	0	0	0	1	0	11
0 Jerrells, Curtis	q 6-11	2-6	4-6	1	1	18	8	4	0	1	34
5 Dugat, Henry	q 2-7	1-2	0-0	3	4	5	2	1	0	0	30
45 Carter, Tweety	q 2-5	1-3	1-2	1	4	6	3	0	0	3	30
3 Ellis, Fred	3-4	1-2	3-4	1	1	10	0	1	1	2	10
4 Acy, Quincy	2-3	0-0	0-1	4	2	4	0	0	1	0	18
24 Dunn, LaceDarius	8-15	7-11	0-0	3	2	23	0	1	0	0	32
TEAM	3										
TOTALS	28-56	12-24	8-14	25	16	76	14	9	4	8	200

Scoring Summary	1st	2nd	OT	2OT	Total
Jacksonville	32	36	—	—	68
Baylor	34	42	—	—	76

Shooting	FG%	3FG%	FT%
Jacksonville	51.9	31.3	81.8
Baylor	50.0	50.0	57.1

Specialty Stats	DBR	Paint	P-TO	2nd	Bench
Jacksonville	0	34	7	3	19
Baylor	0	24	25	9	37

**Officials:** R-Ted Hillary, U1-Curtis Shaw, U2-Rick Hartzell; **Technical Fouls:** Jacksonville- Lukasiak, Szymon; Baylor-Acy, Quincy.  
**Attendance:** 6,154.

Game 5 • Nov. 27, 2008 • Anaheim, Calif. • Anaheim Conv. Ctr. [1,157]		
	Providence	56
	Baylor	72

GAME NOTES

- **Kevin Rogers** scored a season-high-tying 16 points and seven rebounds before fouling out to help Baylor beat Providence 72-56 in the first round of the 76 Classic.
- **LaceDarius Dunn** added 12 points for Baylor while Weyinmi Efejuku led Providence with 16 points and eight rebounds.
- The Bears overcame 23 turnovers by shooting 49.0 percent and out-rebounding the Friars 47-33.
- Marshon Brooks, Jeff Xavier and Jonathan Kale added 10 points each for the Friars, which made just 27.4 of its field goals.
- Baylor was held to its second-lowest first-half total this season, scoring 36 points in the opening stanza (34 vs. Jacksonville, 11/24/08).
- BU was held to its lowest point total this season and lowest since March 8, 2008, vs. Texas A&M (lost 57-71).
- Baylor held Providence to 27.4 percent from the floor - the second-lowest percentage by an opponent this season (25.9 pct by Southern on 11/22/08).

PROVIDENCE [3-2]

NO. NAME	FG	3FG	FT	RB	PF	TP	A	TO	BLK	S	MIN
11 MCDERMOTT, G.	f 1-7	0-1	3-6	2	3	5	1	2	0	1	21
34 KALE, Jonathan	f 4-8	0-1	2-8	7	2	10	1	2	0	1	29
04 CURRY, Sharaud	q 1-7	0-2	0-0	1	3	2	3	1	0	0	28
13 EFEJUKU, Wey.	q 6-12	2-2	2-3	8	5	16	1	4	0	2	29
23 MCKENZIE, Brian	q 1-10	0-4	0-0	2	2	2	1	1	0	1	26
1 XAVIER, Jeff	1-8	0-7	8-8	3	3	10	1	3	0	1	31
2 BROOKS, Marshon	3-8	2-6	2-2	5	2	10	0	2	0	0	27
12 BURCHETT, Luke	0-0	0-0	0-0	0	0	0	0	0	0	0	0
21 BAUDINET, Chris	0-0	0-0	0-0	0	0	0	0	0	0	0	1
32 HANKE, Randall	0-2	0-0	1-2	1	1	1	0	0	0	0	8
TEAM	4										
TOTALS	17-62	4-23	18-29	33	21	56	8	15	0	6	200

BAYLOR [5-0]


NO. NAME	FG	3FG	FT	RB	PF	TP	A	TO	BLK	S	MIN
23 Rogers, Kevin	f 7-11	0-1	2-2	7	5	16	2	2	1	1	27
15 Diene, Mamadou	c 2-2	0-0	0-2	2	4	4	0	3	1	0	18
0 Jerrells, Curtis	q 3-10	2-6	3-6	5	3	11	4	3	1	0	37
5 Dugat, Henry	q 1-4	1-3	0-0	5	2	3	3	6	0	1	26
45 Carter, Tweety	q 3-5	0-2	5-6	7	3	11	1	2	0	1	35
3 Ellis, Fred	3-6	0-2	2-2	6	1	8	0	2	0	1	17
4 Acy, Quincy	2-2	0-0	3-4	5	3	7	1	1	1	0	13
11 Simpson, Delbert	0-0	0-0	0-0	0	0	0	0	0	0	0	0+
24 Dunn, LaceDarius	3-9	1-7	5-7	4	4	12	0	4	0	3	25
41 Jones, Anthony	0-0	0-0	0-0	0	0	0	0	0	0	0	2
TEAM	6										
TOTALS	24-49	4-21	20-29	47	25	72	11	23	4	7	200

Scoring Summary	1st	2nd	OT	2OT	Total
Providence	22	34	—	—	56
Baylor	36	36	—	—	72

Shooting	FG%	3FG%	FT%
Providence	27.4	17.4	62.1
Baylor	49.0	19.0	69.0

Specialty Stats	DBR	Paint	P-TO	2nd	Bench
Providence	6	18	20	7	21
Baylor	4	36	12	13	27

**Officials:** R-Mike Eggers, U1-Don Daily, U2-Terry Oglesby; **Technical Fouls:** Baylor-Acy, Quincy.  
**Attendance:** 1,157

Game 6 • Nov. 28, 2008 • Anaheim, Calif. • Anaheim Conv. Ctr. [1,157]		
	14/14 Arizona State	78
	Baylor	87

GAME NOTES

- **LaceDarius Dunn** scored 27 points off the bench for Baylor as the Bears made a huge statement, upsetting 14th-ranked Arizona State, 87-78, to advance to the finals of the 76 Classic.
- **Curtis Jerrells** poured in 22 points and **Henry Dugat** added 14 for the Bears, who opened the season with five straight wins - four by double-digits - but had yet to face a ranked opponent.
- Following a back-and-forth opening 20 minutes that left the teams tied, 31-31, entering the break, the Bears caught fire from the arc immediately after emerging from the locker rooms.
- Dugat started the second half with a 3-pointer and the rest of the team followed his lead.
- Baylor made five of its first six 3-pointers after the break to forge a 53-38 advantage with 14:17 remaining in the game.
- After an Arizona State timeout, James Harden, who finished with 32 points and nine rebounds, scored three straight points and Jamelle McMillan drained a three to pull the Sun Devils back within 55-44 with 13:06 left.
- The Sun Devils chipped away at the lead, closing to within five points with one minute remaining. It was too little too late, however, as Baylor made 7-of-8 free throws down the stretch to seal the win.
- Arizona State had surrendered an average of 53 points during its season-opening four straight wins, but were victimized by the hot shooting of Baylor.
- After the Sun Devils allowed the opposition to shoot 39 percent from the field and 35 percent from 3-point range this season, the Bears made 50 percent (26-of-52) of their shots from the floor and 46 percent (11-of-24) from the arc.

ARIZONA STATE [4-1]

NO.	NAME	FG	3FG	FT	RB	PF	TP	A	TO	BLK	S	MIN
04	Pendergraph, J.	f 6-7	0-0	7-7	10	2	19	3	2	0	0	34
30	Kuksiks, Rihards	f 4-9	2-6	0-0	2	4	10	0	0	0	0	26
3	Abbott, Ty	q 2-10	1-7	2-4	7	4	7	0	1	1	0	35
12	Glasser, Derek	q 1-4	1-3	0-0	0	3	3	3	3	0	0	24
13	Harden, James	q 9-17	4-6	10-13	9	4	32	3	3	0	3	34
2	Boateng, Eric	1-1	0-0	0-0	0	1	2	0	2	0	0	7
10	McMillan, Jamelle	1-4	1-3	0-0	1	4	3	3	1	0	1	18
32	Rohde, Taylor	0-0	0-0	0-0	0	1	0	0	1	0	0	2
44	Shipp, Jerren	1-2	0-1	0-0	4	2	2	0	1	0	0	20
TEAM					1							
TOTALS		25-54	9-26	19-24	10-24	34-25	78	12	14	1	4	200

BAYLOR [6-0]

NO. NAME	FG	3FG	FT	RB	PF	TP	A	TO	BLK	S	MIN
0 Jerrells, Curtis	q 6-11	2-5	8-9	4	3	22	7	1	1	1	35
3 Ellis, Fred	0-0	0-0	0-0	1	0	0	0	1	0	0	7
4 Acy, Quincy	2-2	0-0	3-5	2	4	7	0	0	1	1	17
5 Dugat, Henry	q 5-9	2-4	2-3	1	2	14	3	3	0	3	32
15 Diene, Mamadou	c 1-1	0-0	0-0	0	4	2	0	0	0	0	12
23 Rogers, Kevin	f 4-10	0-0	1-2	7	3	9	2	2	0	0	36
24 Dunn, LaceDarius	7-16	6-13	7-8	4	3	27	0	0	0	1	30
45 Carter, Tweety	q 1-2	1-2	3-4	6	1	6	6	1	0	1	31
TEAM	0										
TOTALS	26-51	11-24	24-31	25	20	87	18	8	2	7	200

Scoring Summary	1st	2nd	OT	2OT	Total
Arizona State	31	47	—	—	78
Baylor	31	56	—	—	87

Shooting	FG%	3FG%	FT%
Arizona State	46.3	34.6	79.2
Baylor	51.0	45.8	77.4

Specialty Stats	DBR	Paint	P-TO	2nd	Bench
Arizona State	4	30	8	13	7
Baylor	3	26	25	7	34

**Officials:** R-Terry Davis, U1-Don Daily, U2-Terry Oglesby; **Technical Fouls:** none.  
**Attendance:** 1,417



Game 7 • Nov. 30, 2008 • Anaheim, Calif. • Anaheim Conv. Ctr. [1,877]		
	19/24 Wake Forest	87
	Baylor	74

GAME NOTES

- Baylor shot a season-low 32.4 percent from the floor, while the 19th-ranked Demon Deacons outscored the Bears 57-43 in the second half en route to a 87-74 win in the 76 Classic championship game.
- Kevin Rogers** recorded his 18th double-double of his career and the first this season, posting 10 points and 14 rebounds. He moves into a tie with Darryl Middleton (1985-88) and Tony Rufus (1976-77) for 9th place in career double-doubles at Baylor.
- Curtis Jerrells** is 77-for-95 career on clutch free throws (final 3 minutes of regulation and OT periods) - a career 81.1 percentage.
- Curtis Jerrells** was Baylor's lone representative on the 76 Classic All-Tournament Team.
- LaceDarius Dunn** extended his consecutive games streak with making at least one 3-point field goal to 12 games, dating back to March 1, 2008.
- Baylor shot a season-low 32.4 percent from the floor (22-of-68) - the lowest shooting percentage by the Bears since March 5, 2007, when Baylor shot 33.3 percent (21-of-63).
- The loss snapped Baylor's six-game winning streak - the longest since a 12-game winning streak to start the 2000-01 season.
- Baylor's 31 3-point attempts vs. Wake Forest are a tournament record.

WAKE FOREST [6-0]

NO.	NAME	FG	3FG	FT	RB	PF	TP	A	TO	BLK	S	MIN
1	Aminu,Al-Farouq	f	5-11	0-1	3-4	12	5	13	1	5	0	29
23	Johnson,James	f	5-16	0-0	4-7	14	4	14	3	2	3	35
13	McFarland,Chas	c	4-8	0-0	3-5	4	2	11	0	1	0	21
0	Teague,Jeff	g	1-10	0-0	12-14	8	2	14	8	6	2	39
42	Williams,L.D.	g	5-10	0-2	5-7	10	3	15	0	2	0	28
2	Clark,Gary		1-2	0-1	0-2	1	1	2	0	0	0	5
4	Hale,Harvey		1-3	1-2	5-6	4	4	8	1	3	0	15
10	Smith,Ishmael		2-2	0-0	0-0	4	3	4	1	2	0	10
44	Weaver,David		2-2	0-0	2-3	0	0	6	0	0	0	10
55	Woods,Tony		0-0	0-0	0-0	0	0	0	0	0	0	8
TEAM		5										
TOTALS		26-64	1-6	34-48	62	24	87	14	21	5	7	200

BAYLOR [6-1]

NO.	NAME	FG	3FG	FT	RB	PF	TP	A	TO	BLK	S	MIN
23	Rogers, Kevin	f	5-7	0-0	0-2	14	4	10	0	3	0	34
15	Diene, Mamadou	c	1-1	0-0	1-2	2	3	3	0	0	1	17
0	Jerrells, Curtis	g	3-12	2-7	8-9	1	2	16	2	2	0	36
5	Dugat, Henry	g	7-17	3-8	2-4	3	5	19	2	2	0	33
45	Carter, Tweety	g	2-13	2-8	2-2	2	4	8	3	1	0	33
3	Ellis, Fred		0-1	0-0	1-2	1	1	1	0	0	0	4
4	Acy, Quincy		1-4	0-0	0-2	5	5	2	0	4	0	10
11	Simpson, Delbert		0-0	0-0	0-0	0	3	0	0	0	0	2
24	Dunn, LaceDarius		2-11	1-7	7-8	4	2	12	2	3	0	28
41	Jones, Anthony		1-2	0-1	1-2	0	1	3	0	0	1	3
TEAM		6										
TOTALS		22-68	8-31	22-33	38	30	74	9	15	2	10	200

Scoring Summary	1st	2nd	OT	2OT	Total
Wake Forest	30	57	—	—	87
Baylor	31	43	—	—	74

Shooting	FG%	3FG%	FT%
Wake Forest	40.6	16.7	70.8
Baylor	32.4	25.8	66.7

Specialty Stats	DBR	Paint	P-TO	2nd	Bench
Wake Forest	4	44	18	21	20
Baylor	5	24	18	10	18

**Officials:** R-Mark Reischling, U1-Bill Kennedy, U2-Michael Eggers; **Technical Fouls:** none.  
**Attendance:** 1,877

Game 8 ■ Dec. 6, 2008 ■ Pullman, Wash. ■ Friel Court [9,038]		
	24/rv Baylor	
	Washington State	

GAME NOTES

- Baylor beat Washington State at its own game, slowing down the tempo and making the Cougars struggle for every basket. Washington State shot just 37 percent, while Baylor was making just 40 percent.
- LaceDarius Dunn** led Baylor with 14 points, **Curtis Jerrells** had 13, and **Henry Dugat** and **Tweety Carter** had 12 each.
- Washington State, which lost at home for the first time this season, got 14 points each from Daven Harmeling and Aron Baynes. The Cougars were hurt by making just 12 of 19 free throws, while Baylor made 21 of 25.
- Baylor wore its road green uniforms for the first time in 262 days, dating back to its 2008 NCAA Tournament first round game vs. Purdue (March 20, 2008).
- Baylor's 4:20 scoreless drought to start the game was the longest this season.
- Baylor was held scoreless at the game's first media timeout for the first time this season.
- Baylor held the opposition to 29 or fewer points in the first half for the fifth time this season.
- Baylor shot less than 50 percent from the floor in the first half for the second consecutive game and for the third time in its last four games. It is the first time Baylor has shot less than 50 percent in the first half in back-to-back games since the end of the 2007-08 season (Farland did it in the final four games of the season).
- Kevin Rogers was held scoreless for the first time since March 1, 2006, vs. Texas Tech.
- Dunn extended his consecutive games streak with making at least one 3-point field goal to 13 games, dating back to March 1, 2008. It is the 11th-longest such streak since 1986 at Baylor, tying his own streak he set last season.

BAYLOR [7-1]

NO.	NAME	FG	3FG	FT	RB	PF	TP	A	TO	BLK	S	MIN
23	Rogers, Kevin	f	0-6	0-0	0-0	2	3	0	0	3	0	22
15	Diene, Mamadou	c	0-0	0-0	0-0	3	2	0	0	0	0	16
0	Jerrells, Curtis	g	3-10	0-5	7-8	8	0	13	4	3	0	37
5	Dugat, Henry	g	3-5	0-0	6-6	3	2	12	1	3	0	35
45	Carter, Tweety	g	3-5	1-2	5-5	4	3	12	0	0	0	35
4	Acy, Quincy		1-3	0-0	0-1	0	3	2	2	0	0	14
24	Dunn, LaceDarius		4-9	4-7	2-4	3	4	14	0	2	0	25
50	Lomers, Josh		2-2	0-0	1-1	3	4	5	0	1	0	16
TEAM		4										
TOTALS		16-40	5-14	21-25	30	21	58	7	12	0	3	200

WASHINGTON STATE [6-2]

NO.	NAME	FG	3FG	FT	RB	PF	TP	A	TO	BLK	S	MIN
32	Harmeling, D.	f	5-8	4-5	0-0	3	3	14	1	1	0	36
11	Baynes, Aron	c	5-9	0-0	4-7	6	0	14	1	2	2	31
1	Thompson, Klay	g	2-5	0-1	0-0	2	5	4	1	2	0	28
4	Koprivica, Nikola	g	1-4	1-3	3-5	6	3	6	2	2	0	31
10	Rochestie, Taylor	g	3-14	1-4	4-4	2	3	11	4	1	0	40
0	Capers, Marcus		0-0	0-0	0-0	0	1	0	1	0	0	4
3	Harthun, Mike		0-0	0-0	0-0	0	1	0	0	0	0	4
5	Lodwick, Abe		0-1	0-1	0-0	0	0	0	0	0	0	3
23	Casto, DeAngelo		0-3	0-0	1-3	5	3	1	0	1	0	17
52	Forrest, Caleb		1-1	0-0	0-0	0	0	2	2	0	0	6
TEAM		2										
TOTALS		17-45	6-14	12-19	26	19	52	12	10	2	2	200

Scoring Summary	1st	2nd	OT	2OT	Total
Baylor	29	29	—	—	58
Washington State	22	30	—	—	52

Shooting	FG%	3FG%	FT%
Baylor	40.0	35.7	84.0
Washington State	37.8	42.9	63.2

Specialty Stats	DBR	Paint	P-TO	2nd	Bench
Baylor	3	14	10	0	21
Washington State	4	6	2	2	3

**Officials:** R-Verne Harris, U1-David Hall, U2- Chris Rastatter; **Technical Fouls:** none.  
**Attendance:** 9,038

Game 9 ■ Dec. 13, 2008 ■ Waco, Texas ■ Ferrell Center [5,730]		
PVAMU	Prairie View A&M	
	22/rv Baylor	

GAME NOTES

- After **Henry Dugat** scored eight consecutive points in just over a minute in a go-ahead run midway through the first half, the 22nd-ranked Bears finally got comfortable and went on to a 90-63 victory over Prairie View in their first home game in three weeks.
- Before Dugat's 3-pointer with 10:36 left in the first half, Baylor was down by seven points. The Bears had made only three of their first 16 shots and missed all six 3-pointers.
- The Bears made 11 of their last 14 shots before halftime, when they had a 42-28 lead, and were 28-of-48 the rest of the game. They were 15-of-25 on 3-pointers after their early long-range slump.
- LaceDarius Dunn** led Baylor with 18 points, including four 3-pointers, while Dugat and **Tweety Carter** had 17 points and **Curtis Jerrells** had 13 points and eight assists.
- Senior **Kevin Rogers'** field goal at the 16:15 mark of the first half was his first since the 7:22 mark of the second half against Wake Forest on Nov. 30, snapping a streak of eight-straight misses.
- Freshman **Kendall Wright** made his first appearance of the season after wrapping up play as a wide receiver on the Baylor football team.
- Jerrells moved into eighth place on the all time list with 89 career starts. He sits three away from Robert McLemore in seventh.

PRAIRIE VIEW A&M [3-6]

NO.	NAME	FG	3FG	FT	RB	PF	TP	A	TO	BLK	S	MIN
32	Garrison, Tarr.	f	4-10	0-0	0-0	7	1	8	0	1	0	30
33	Hugee, Darnell	f	4-11	0-0	5-7	11	2	13	0	2	0	27
5	Johnson, Derek	g	2-3	0-1	5-7	3	1	9	3	3	0	21
11	Jones, Chris	g	0-3	0-1	0-0	3	4	0	0	2	0	28
41	Meadows, Tim	g	6-11	1-3	0-0	0	1	13	1	4	0	26
0	Shivers, Jacoie		1-4	0-0	0-0	6	2	2	0	1	0	12
3	Richman, Alex		1-3	1-2	0-0	0	1	3	2	2	0	13
10	Griffin, Michael		4-9	3-6	2-2	3	4	13	0	5	0	25
21	Khalfan, Ahmed		0-0	0-0	0-0	0	0	0	0	0	0	1
23	Bell, Donald		0-2	0-0	0-0	0	0	0	0	0	0	5
24	McGilvery, Ivory	-	1-1	0-0	0-0	0	0	2	0	1	0	6
44	McDaniel, Dorian		0-2	0-1	0-0	1	1	0	0	1	0	2
TEAM		9										
TOTALS		23-59	5-14	12-16	43	17	63	6	22	0	5	200


BAYLOR [8-1]

NO.	NAME	FG	3FG	FT	RB	PF	TP	A	TO	BLK	S	MIN
23	Rogers, Kevin	f	3-9	0-0	2-4	9	2	8	0	1	0	23
15	Diene, Mamadou	c	1-1	0-0	0-0	4	3	2	1	1	1	0
0	Jerrells, Curtis	g	4-10	1-2	4-5	4	0	13	8	5	0	34
5	Dugat, Henry	g	6-10	4-7	1-2	2	3	17	1	1	0	26
45	Carter, Tweety	g	5-11	4-8	3-4	1	1	17	5	2	0	29
1	Wright, Kendall		1-2	1-2	0-2	1	0	3	1	1	0	1
3	Ellis, Fred		0-0	0-0	0-0	0	1	0	1	0	0	6
4	Acy, Quincy		3-5	0-0	0-0	6	5	6	0	2	1	2
11	Simpson, Delbert		0-1	0-1	0-0	1	1	0	0	0	1	0
24	Dunn, LaceDarius		6-11	4-8	2-2	0	0	18	1	1	2	1
41	Jones, Anthony		1-3	1-3	0-0	0	1	3	0	0	0	12
50	Lomers, Josh		1-1	0-0	1-2	1	1	3	0	0	0	11
TEAM		4										
TOTALS		31-64	15-31	13-21	33	18	90	18	14	5	12	200

Scoring Summary	1st	2nd	OT	2OT	Total
Prairie View A&M	28	35	—	—	63
Baylor	42	48	—	—	90

Shooting	FG%	3FG%	FT%
Prairie View A&M	39.0	35.7	75.0
Baylor	48.4	48.4	61.9

Specialty Stats	DBR	Paint	P-TO	2nd	Bench
Prairie View A&M	1	20	8	10	20
Baylor	4	26	24	16	33

Game 10 • Dec. 20, 2008 • Waco, Texas • Ferrell Center [5,556]				
	<b>UT Arlington</b>		<b>76</b>	
	21/24 <b>Baylor</b>		<b>79</b>	

GAME NOTES

- **Curtis Jerrells** scored 29 points and made 16 of 17 free throw attempts to help No. 21 Baylor survive Texas-Arlington, 79-76.
- **Twenty Carter** scored 13 for Baylor and **Henry Dugat** had 11 points.
- The Bears took their first lead of the second half on a drive and spinning layup by Jerrells with 6:12 left. Jumpers from Jerrells and **Kevin Rogers** put Baylor up 70-65, completing a 10-0 spurt - the only sustained run either team could muster in the game.
- Jerrells hit three of four free throws in the final minute, his only miss with 16.9 seconds left. Texas-Arlington rebounded and had a chance to tie, but Anthony Vereen's 3-point attempt bounced off the rim and Baylor's Fred Ellis grabbed the rebound to seal it.
- Baylor trailed 41-32 at halftime, the first time the Bears have trailed at intermission this season. Baylor was tied with Arizona State (31-31) at halftime.
- Baylor faced just its second double-digit deficit of the year, trailing UTA by 11 points in the second half (trailed Wake Forest by 14).
- With Baylor trailing 61-52, the Bears went on an 18-4 run over 4:53 to take a 70-65 lead.
- Jerrells passed former teammate **Aaron Bruce** for seventh place on the school's all-time scoring list with 1,357 points.
- Jerrells recorded 24 of his points in the second half, and added 7 rebounds and 7 assists.
- Jerrells made his first 16 free throw attempts (season-high made free throws), finishing the game 16-for-17 from the line (BU single-game record is 11-for-11)
- Rogers collected 13 rebounds, his second-highest output of the season (14 rebounds vs. Wake Forest).

UT ARLINGTON [4-5]

NO.	NAME	FG	3FG	FT	RB	PF	TP	A	TO	BLK	S	MIN	
4	Moffitt, Tommy	f	6-9	0-2	0-0	10	3	12	0	1	0	0	25
32	Vereen, Anthony	f	11-17	1-3	5-5	7	4	28	2	0	0	1	28
00	Haynes, Marquez	q	5-13	1-5	3-4	1	3	14	4	4	0	1	35
1	Guignard, Roqe'r	q	3-7	2-4	2-2	0	0	10	7	2	1	2	33
23	Long, Brandon	q	4-11	1-6	0-0	2	5	9	1	2	0	2	36
5	Smith, Jeremy		0-1	0-0	0-0	1	2	0	2	2	0	0	22
10	Davis, J.D.		1-1	0-0	0-0	1	0	2	0	0	0	0	8
21	Parker, Trey		0-0	0-0	0-0	2	4	0	0	0	0	0	7
24	Awange, Ishmael		0-0	0-0	1-2	1	0	1	0	0	0	0	6
TEAM		4											
TOTALS		30-59	5-20	11-13	29	21	76	16	11	1	6	200	

BAYLOR [9-1]


NO	NAME	FG	3FG	FT	RB	PF	TP	A	TO	BLK	S	MIN	
23	Rogers, Kevin	f	5-12	0-0	3-6	13	2	13	0	3	2	0	39
15	Diene, Mamadou	c	0-1	0-0	0-2	0	1	0	0	0	0	0	6
0	Jerrells, Curtis	q	6-14	1-6	16-17	7	2	29	7	3	0	2	35
5	Dugat, Henry	q	4-7	3-5	0-0	1	1	11	2	0	0	1	36
45	Carter, Tweety	q	5-12	3-7	0-0	2	3	13	1	1	0	1	38
3	Ellis, Fred		1-2	0-1	0-0	3	3	2	0	0	1	0	10
4	Acy, Quincy		1-2	0-0	0-0	3	0	2	0	0	0	0	12
24	Dunn, LaceDarius		2-7	1-5	4-5	6	5	9	2	2	0	1	20
50	Lomers, Josh		0-0	0-0	0-2	0	0	0	0	1	0	1	4
TEAM		5											
TOTALS		24-57	8-24	23-32	40	17	79	12	10	3	6	200	

Scoring Summary	1st	2nd	OT	2OT	Total
UT Arlington	41	35	—	—	76
Baylor	32	47	—	—	79

Shooting	FG%	3FG%	FT%
UT Arlington	50.8	25.0	84.6
Baylor	42.1	33.3	71.9

Specialty Stats	DBR	Paint	P-TO	2nd	Bench
UT Arlington	1	42	9	15	3
Baylor	3	28	15	21	13

**Officials:** R-Brad Ferrie, U1-Andrew Walton, U2-Kevin Mathis; **Technical Fouls:** none.  
**Attendance:** 5,556

Game 11 ▀ Dec. 22, 2008 ▀ Waco, Texas ▀ Ferrell Center [5,219]		
	Hartford	59
	21/22 Baylor	74

GAME NOTES

FS SOUTHWEST

- **Curtis Jerrells** had 17 points, 11 rebounds and 10 assists and No. 21 Baylor survived its second scare in as many games, beating Hartford 74-59.
- Jerrells' triple-double was the first for a Baylor player since Brian Skinner of the Los Angeles Clippers had one on Nov. 29, 1997.
- **Henry Dugat** scored 16 points, **Twenty Carter** and **LaceDarius Dunn** added 14 points each and **Kevin Rogers** had 11 for Baylor.
- aret von Rosenberg's 19 points led Hartford, while Genesis Maciel had 13 points.
- Baylor went on a 13-3 run that included 3-pointers by Carter, Dunn and Jerrells to take a 23-13 lead with 7:55 remaining in the first half.
- Another 3 by Dugat and two free throws by Jerrells put Baylor ahead 28-15 with 4:38 to play in the first half. A 3-pointer and a layup by Drake U'u sparked a Hartford rally that cut the Baylor lead to 31-26 with less than a minute to play. Jerrells then hit one of two from the line with 6.6 seconds left to give Baylor a 32-26 halftime lead.
- Baylor opened the second half on a 7-0 run before two layups by Morgan Sabia keyed a Hartford run that cut the deficit to 39-32 with 16:37 left.
- Hartford pulled within three points twice in the second half but couldn't get any closer. Von Rosenberg could have pulled the Hawks within two but missed a free throw with 9:15 to play.
- Baylor got the lead back to double digits as consecutive layups from Jerrells put the Bears up 63-53 with 4:40 left. But Hartford cut that lead in half on one possession. Michael Turner hit a 3-pointer from the corner and Carter was called for a foul on von Rosenberg, who made both free throws.
- Dugat hit a jumper in the lane with 8:17 to play to give Baylor a 56-51 lead. That basket by Dugat made him the 21st player in BU history with 1,000 career points.

HARTFORD [4-8]

NO.	NAME	FG	3FG	FT	RB	PF	TP	A	TO	BLK	S	MIN	
23	Sabia, Morgan	f	3-11	1-4	2-3	15	4	9	0	2	0	1	33
25	Minor, Anthony	f	1-2	0-0	0-2	1	3	2	0	2	0	0	13
1	vonRosenberg, J. q	5-8	3-5	6-7	6	1	19	9	3	0	1	39	
11	Torres, Andres	q	1-7	0-4	1-2	4	4	3	3	5	0	2	39
22	U'u, Drake	q	2-3	1-2	0-0	2	0	5	1	2	0	0	14
3	Turner, Michael		3-6	2-4	0-0	4	3	8	2	4	0	1	20
15	Bookman, David		0-2	0-1	0-0	0	0	0	0	0	0	0	2
21	Maciel, Genesis		5-8	2-4	1-1	2	3	13	1	1	0	0	26
31	Estes, Kevin		0-1	0-0	0-0	2	3	0	1	1	0	0	10
32	Brothers, Clayton		0-0	0-0	0-0	0	1	0	0	0	0	0	4
TEAM		3											
TOTALS		20-48	9-24	10-15	29	22	59	17	20	0	5	200	

BAYLOR [10-1]


NO.	NAME	FG	3FG	FT	RB	PF	TP	A	TO	BLK	S	MIN	
23	Rogers, Kevin	f	4-5	0-0	3-5	4	2	11	0	4	1	0	34
15	Diene, Mamadou	c	0-0	0-0	0-0	0	0	0	0	0	1	0	4
0	Jerrells, Curtis	q	4-8	1-3	8-11	11	0	17	10	3	2	0	36
5	Dugat, Henry	q	4-9	1-4	7-8	2	2	16	2	3	0	4	32
45	Carter, Tweety	q	5-7	4-6	0-0	3	2	14	0	3	0	0	34
3	Ellis, Fred		0-0	0-0	0-1	2	2	0	0	0	0	1	9
4	Acy, Quincy		0-2	0-0	0-0	3	1	0	0	1	2	1	10
24	Dunn, LaceDarius		4-10	3-8	3-4	5	3	14	0	1	0	0	29
41	Jones, Anthony		0-1	0-1	0-0	0	0	0	0	0	0	0	3
50	Lomers, Josh		1-1	0-0	0-0	0	3	2	0	0	0	0	9
TEAM		0											
TOTALS		22-43	9-22	21-29	30	15	74	12	15	6	6	200	

Scoring Summary	1st	2nd	OT	2OT	Total
Hartford	26	33	—	—	59
Baylor	32	42	—	—	74

Shooting	FG%	3FG%	FT%
Hartford	41.7	37.5	66.7
Baylor	51.2	40.9	72.4

Specialty Stats	DBR	Paint	P-TO	2nd	Bench
Hartford	1	22	12	9	21
Baylor	2	23	28	4	16

**Officials:** R-Terry Moore, U1-Greg Rennegarbe, U2-Brent Meaux; **Technical Fouls:** none.  
**Attendance:** 5,219

Game 12 ▀ Dec. 29, 2008 ▀ Waco, Texas ▀ Ferrell Center [5,544]		
	Portland State	66
	19/20 Baylor	79

GAME NOTES

- **LaceDarius Dunn** scored 22 points to lead four players in double figures for No. 19 Baylor in a 79-66 victory over Portland State.
- **Curtis Jerrells** and **Kevin Rogers** added 16 points apiece, and **Henry Dugat** had 11 for Baylor.
- With his first point at the 18:20 mark of the first half, Rogers became the 22nd player in Baylor history to score 1,000 career points.
- Baylor its fifthconsecutive game since debuting in the AP Top 25 Poll on Dec. 1.
- Leading 24-22 with 6:32 remaining in the first half, Baylor went on a 16-2 run over the next 6:26 to take its largest lead of the opening period, 16 points, with 2:06 left until halftime.
- Jerrells scored in double figures in 14 straight games, dating back to the end of the 2007-08 season.
- Baylor led by as many as 26 points vs. Portland State and the Bears have lead by 20 or more points in five games this season - the first time since Prairie View A&M on Dec. 13.
- Dominic Waters led Portland State with 18 points. Phil Nelson scored 16 and Jamie Jones 12. Jeremiah Dominguez, Portland State's leading scorer at 13.5 points per game, was held to two on 1-of-9 shooting.
- Baylor took a 35-22 lead with 3:20 left in the first half on a 9-0 run that included consecutive 3-pointers by Dunn.
- The Bears scored the first six points of the second half while Portland State had two turnovers and missed shots on four straight possessions.
- Baylor led by as many as 26, taking a 60-34 lead with 13:21 to play. Portland State cut the lead to 12 a couple of times late in the game but couldn't get any closer.

PORTLAND STATE [10-4]

NO.	NAME	FG	3FG	FT	RB	PF	TP	A	TO	BLK	S	MIN	
14	Coston, Kyle	f	2-8	1-5	2-2	16	4	7	2	2	2	0	33
21	Nelson, Phil	f	6-11	4-7	0-0	8	2	16	1	5	1	1	32
44	Jones, Jamie	c	6-8	0-0	0-0	10	3	12	0	0	2	0	27
3	Murray, Andre	g	2-6	0-2	1-2	0	1	5	1	1	0	0	19
10	Dominguez, J.	q	1-9	0-3	0-0	2	2	2	3	0	0	0	30
1	Thomas, Julius		3-5	0-0	0-0	3	2	6	0	0	0	1	14
4	Polis, Mickey		0-1	0-1	0-0	1	0	0	0	1	0	0	4
11	Waters, Dominic		6-11	3-6	3-4	2	2	18	5	4	0	1	26
13	Mara, Tyrell		0-2	0-1	0-0	0	0	0	1	0	0	0	7
23	Wright, Wendell		0-0	0-0	0-0	0	0	0	1	0	0	0	8
TEAM		3											
TOTALS		26-61	8-25	6-8	35	16	66	14	13	5	3	200	


BAYLOR [11-1]

NO.	NAME	FG	3FG	FT	RB	PF	TP	A	TO	BLK	S	MIN	
23	Rogers, Kevin	f	6-13	0-0	4-6	6	1	16	0	3	2	1	36
15	Diene, Mamadou	c	0-1	0-0	0-0	0	0	0	0	0	0	0	6
0	Jerrells, Curtis	q	6-8	2-3	2-4	6	1	16	4	1	0	3	37
5	Dugat, Henry	q	4-13	1-4	2-4	5	2	11	5	2	0	2	29
45	Carter, Tweety	q	2-7	0-4	2-3	3	4	6	5	1	0	2	32
3	Ellis, Fred		1-2	0-0	1-1	0	2	3	0	0	0	0	9
4	Acy, Quincy		2-2	0-0	1-1	4	1	5	0	3	1	1	22
24	Dunn, LaceDarius		8-11	4-5	2-2	6	3	22	0	2	0	0	29
TEAM		4											
TOTALS		29-57	7-16	14-21	34	14	79	14	12	3	9	200	
Scoring Summary		1st	2nd		OT		2OT		Total				

Scoring Summary	1st	2nd	OT	2OT	Total
Portland State	29	37	—	—	66
Baylor	43	36	—	—	79

Baylor	50.9	43.8	66.7		
<b>Specialty Stats</b>	<b>DBR</b>	<b>Paint</b>	<b>P-TO</b>	<b>2nd</b>	<b>Bench</b>

## Game 13 ■ Dec. 31, 2008 ■ Waco, Texas ■ Ferrell Center [5,092]

	Jackson State	78
	19/20 Baylor	113

## GAME NOTES

- **Kevin Rogers** scored a season-high 21 and **Henry Dugan** had 20 to help the 19th-ranked Baylor Bears beat Jackson State 113-78 on New Year's Eve.
- **Dugan** and Rogers shared the scoring as Baylor jumped out to a 13-4 lead before five unanswered Baylor State points quickly cut the Bears' lead to four.
- **LaceDarius Dunn** added 16 points and 10 rebounds for his first career double-double.
- **Josh Lomers** chipped in a career-high tying 14 points and **Twenty Carter** scored 12 for Baylor. All 12 Baylor players finished with at least two points.
- **Jeremy Caldwell** scored 25 and **Grant Maxey** had 16 for Jackson State.
- Baylor led by as many as 42 in the second half, going up 98-56 on a jumper by **Fred Ellis** with 7:06 remaining. Baylor made 70 percent of its field goals in the first half, hitting 24-of-34, and hit 64 percent (44-of-69) for the game.
- Baylor's nine-game home winning streak is the second-longest in Ferrell Center history as well as the second-longest to start a season. Baylor won 10 straight home contests to open the 2000-01 season (Nov. 22, 2000-Jan. 2, 2001). The Bears later won 10 straight from March 3, 2001-Jan. 5, 2002.
- Baylor senior **Scott Drew** era record 62 points in the first half vs. Jackson State, besting last season's 61-point output in the 2007-08 season opener against JSU. It is the highest first-half point total since Feb. 27, 1993, vs. Oral Roberts (64).
- Baylor's 113 points are the most scored in regulation since 116 in 1993 (Baylor scored 116 at Texas & M in 5 overtimes last season).

## JACKSON STATE [1-11]

NO. NAME		FG	3FG	FT	RB	PF	TP	A	TO	BLK	S	MIN	
32	Maxey,Grant	f	6-15	1-1	3-7	4	4	16	3	5	0	1	30
33	Johnson,Garris.	f	1-4	0-1	0-0	0	2	2	0	0	0	0	17
44	Caldwell,Jeremy	c	9-14	1-1	6-8	11	0	25	1	2	1	1	32
3	Melvin,Rod	g	2-6	0-0	0-0	2	2	4	0	2	0	0	26
12	Griffin,Darriion	g	1-6	1-2	2-2	0	2	5	4	1	0	2	24
1	Burk,Cason		0-0	0-0	0-0	0	3	0	2	0	0	0	9
4	Russell,Kenny		2-7	0-2	1-2	3	1	5	2	0	0	0	15
10	Huggins,Daniel		0-3	0-2	0-0	2	0	0	1	0	0	0	6
13	Martinez,Kay		1-3	0-1	0-0	1	0	2	0	0	0	0	1
20	Davis,Jerome		0-1	0-0	0-0	1	0	0	0	0	0	0	3
21	Williams,Phillip		2-3	2-2	2-2	0	0	8	0	1	0	1	11
23	Dixon,De'Suan		0-3	0-2	1-2	0	1	1	2	0	0	1	13
24	Jefferson,Oliver		1-1	0-0	0-0	1	0	2	0	0	0	0	3
45	Hyche,Chris		3-5	1-1	1-2	2	3	8	1	2	0	0	10
TEAM		5											
TOTALS		28-71	6-15	16-25	32	18	78	16	13	1	6	200	

**BAYLOR [12-1]**

NO.	NAME		FG	3FG	FT	RB	PF	TP	A	TO	BLK	S	MIN
23	Rogers, Kevin	f	10-13	0-0	1-1	5	2	21	0	0	0	1	23
15	Diene, Mamadou	c	3-4	0-0	0-0	0	4	6	0	0	1	0	11
0	Jerrells, Curtis	g	4-4	1-2	0-0	2	0	7	4	4	0	2	24
5	Dugat, Henry	g	7-11	1-4	5-5	3	0	20	4	0	1	2	24
45	Carter, Tweety	g	4-6	4-5	0-0	3	1	12	6	0	0	1	27
1	Wright, Kendall		1-3	0-1	0-0	1	2	2	0	1	0	0	10
3	Ellis, Fred		2-5	0-2	0-0	1	0	4	2	1	0	0	12
4	Acy, Quincy		3-4	0-0	0-4	8	4	6	0	4	3	1	18
11	Simpson, Delbert		1-2	1-2	0-0	2	2	3	0	0	0	0	5
24	Dunn, LaceDarius		5-6	3-4	0-3	10	1	16	1	5	0	1	21
41	Jones, Anthony		1-5	0-4	0-0	1	1	2	0	0	1	1	14
50	Lomers, Josh		4-6	0-0	6-6	4	2	14	0	0	0	0	11
2													
TEAM													
TOTALS			44-69	10-24	15-19	42	19	113	17	15	6	9	200

Scoring Summary	1st	2nd	OT	2OT	Total
Jackson State	37	41	—	—	78
Baylor	62	51	—	—	113

Shooting	FG%	3FG%	FT%
Jackson State	39.4	40.0	64.0
Baylor	63.8	41.7	78.9

Specialty Stats	DBR	Paint	P-TO	2nd	Bench
Jackson State	5	34	19	20	26
Baylor	2	58	18	17	47

**Officials:** R-Darron George, U1-Brent Meaux, U2-Warren Evans; **Technical Fouls:** none.  
**Attendance:** 5,092

## Game 14 ■ Jan. 2, 2009 ■ Waco, Texas ■ Ferrell Center [6,149]

	<b>South Carolina</b>	<b>85</b>
	19/20 <b>Baylor</b>	<b>84</b>

## GAME NOTES

- Zam Fredrick hit a go-ahead layup with 5.1 seconds left and South Carolina rallied for an 85-84 victory over No. 19 Baylor, snapping the Bears' nine-game home court winning streak.
- Devan Downey led the Gamecocks with 23 points. Fredrick scored 19, Mike Holmes had 11 points and Dominique Archie and Brandis Raley-Ross scored 10 each.
- **Curtis Jerrells** scored a team-high 22 for Baylor. **Kevin Rogers** had 14 points and 13 rebounds, recording his 20th career double-double. **Twenty Carter** scored 18 and **Henry Dugat** 16.
- Baylor cut the lead to one on Rogers' tip-in with 32.5 seconds to play. After a Bears timeout, South Carolina's Evaldas Banilius was called for traveling on the inbound pass.
- On Baylor's next possession, **LaceDarius Dunn** rebounded Carter's missed jumper and was fouled by Holmes. Dunn made both free throws for an 84-83 Baylor lead with 12.9 seconds left.
- After a South Carolina timeout with 8.6 seconds remaining, Fredrick got free inside for a layup to put the Gamecocks up for good.
- Baylor's last-second shot by Carter was blocked by Raley-Ross.
- South Carolina shot 54.0% from the floor, the highest FG% by a Baylor opponent this season.
- Baylor committed 16 turnovers — the most since turning the ball over 23 vs. Providence.
- Baylor outrebounded South Carolina 21-12 on the offensive glass, but USC held a 16-15 advantage in second-chance points.
- Both teams led by 10 points during the game (BU 23-13 at 10:54 in the first half, USC 63-53 at 8:35 in the second half).

## SOUTH CAROLINA [10-2]

NO.	NAME	FG	3FG	FT	RB	PF	TP	A	TO	BLK	S	MIN
21	Archie, Dominig	f 4-8	1-2	1-2	3	5	10	0	1	0	1	16
24	Holmes, Mike	c 5-8	0-0	1-6	7	3	11	1	1	3	2	36
2	Downey, Devan	g 10-19	1-3	1-4	0	1	23	8	1	1	3	36
5	Raley-Ross, B.	g 3-6	2-3	2-4	7	1	10	2	2	0	1	38
20	Fredrick, Zam	g 7-14	2-3	3-3	0	3	19	1	3	0	1	35
14	Wilder, Robert	0-0	0-0	0-0	1	1	0	0	0	0	0	5
25	Steed, Austin	2-3	0-0	0-0	3	4	4	1	1	1	0	15
31	Baniulis, Evaldas	3-4	2-3	0-0	2	2	8	0	2	0	1	18
55	Carter, Mitchell	0-1	0-0	0-0	0	0	0	0	0	0	0	1
7												
TEAM												
TOTALS		34-63	8-14	9-19	30	20	85	13	11	5	9	200

**BAYLOR [12-2]**

NO.	NAME		FG	3FG	FT	RB	PF	TP	A	TO	BLK	S	MIN
23	Rogers, Kevin	f	7-13	0-0	0-0	13	1	14	0	4	0	0	34
15	Diene, Mamadou	c	0-0	0-0	1-4	2	1	1	0	2	0	0	11
0	Jerrells, Curtis	q	8-19	1-3	5-7	6	2	22	10	3	1	0	36
5	Dugat, Henry	q	6-14	1-3	3-4	8	3	16	1	4	2	3	34
45	Carter, Tweety	q	6-12	4-6	2-3	3	3	18	0	1	0	0	31
1	Wright, Kendall		0-0	0-0	0-0	0	0	0	0	0	0	0	0+
3	Ellis, Fred		0-0	0-0	0-0	2	0	0	0	0	0	0	4
04	Acy, Quincy		2-3	0-0	0-0	2	4	4	0	0	2	1	17
24	Dunn, LaceDarius		1-4	1-4	6-6	2	4	9	1	1	0	0	25
50	Lombers, Josh		0-0	0-0	0-0	1	2	0	0	1	0	0	8
TEAM 4													
TOTALS			30	65	7-16	17-24	43	20	84	12	16	5	4 200

Scoring Summary	1st	2nd	OT	2OT	Total
South Carolina	36	49	—	—	85
Baylor	40	44	—	—	84

Shooting	FG%	3FG%	FT%
South Carolina	54.0	57.1	47.4
Baylor	46.2	43.8	70.8

Specialty Stats	DBR	Paint	P-TO	2nd	Bench
South Carolina	5	42	21	16	12
Baylor	3	32	17	15	13

**Officials:** R-Tom Eades, U1-Mike Thibodeaux, U2-J.B. Caldwell; **Technical Fouls:** none.  
**Attendance:** 6,149

## Game 15 ■ Jan. 10, 2009 ■ Waco, Texas ■ Ferrell Center [8,032]

	Texas Tech	61
	23/23 Baylor	73

## GAME NOTES

- **LaceDarius Dunn** scored 20 points, including 11 in a row in the second-half spurt that put No. 23 Baylor ahead for good in a 73-61 victory over Texas Tech in the Big 12 opener for both teams.
- **Kevin Rogers** recorded his 21st career double-double with 14 points and 14 rebounds.
- **Curtis Jerrells** tallied 13 points, while **Tweety Carter** and **Henry Dugat** added 11 and 10, respectively.
- Alan Voskuil led Texas Tech with 14 points. Nick Okorie added 13 points, while D'wain Roberts and Robert Lewandowski tallied 10 apiece.
- Dunn's game-deciding spurt began with just over 12 minutes left when he hit a 3-pointer. After a Texas Tech free throw tied the game at 45, Dunn hit another 3-pointer with 11:11 left and the Bears led for good.
- After hitting his go-ahead 3-pointer and another turnover by Texas Tech, Dunn was on the ground after attempting another long jumper. No foul was called, but officials said the ball was deflected out of bounds by the Red Raiders. Dunn quickly got it back, moved between two defenders and hit a short jumper, then added another 3-pointer on the next possession.
- The Bears are 5-8 in Big 12 Conference openers and 2-4 under Scott Drew.
- Baylor forced Texas Tech into 23 turnovers, the most in a Big 12 game since adding 23 turnovers against Oklahoma State during the 2004-05 season.
- The Bears converted the 23 turnovers into 24 points (TTU had 16 points off 16 BU turnovers).
- Rogers tallied his fourth double-double of the season with 14 points and a season-high-tying 14 rebounds. He has 21 career double-doubles, including 14 during Big 12 play.
- With 1 blocked shot, **Mamadou Diene** moved into 10th place all-time in the Big 12 with 81 career blocked shots in league games.

TEXAS TECH [10-6, 0-1 Big 12]

NO.	NAME	FG	3FG	FT	RB	PF	TP	A	TO	BLK	S	MIN
5	Roberts, D'wain	f 4-7	0-0	2-2	6	3	10	0	4	1	0	23
15	Lewandowski, R	f 4-8	0-0	2-4	5	1	10	1	2	0	0	17
20	Prince, Michael	f 0-1	0-0	3-6	6	5	3	1	2	0	2	20
20	Vosuil, Alan	q 4-8	2-6	4-4	3	0	14	0	3	0	1	39
21	Roberson, John	q 2-8	1-4	1-2	4	2	6	7	4	0	0	38
2	Craig, Rogdrick	1-2	1-2	0-0	1	0	3	0	1	0	0	2
23	Okohe, Nick	6-11	1-2	0-0	6	4	13	3	2	1	0	26
31	Chokadarevic, D	0-2	0-0	0-0	1	2	0	0	0	0	1	11
32	Singletary, Mike	0-3	0-1	2-4	2	3	2	1	4	1	0	18
34	Rizvic, Esmir	0-0	0-0	0-1	1	1	0	1	1	0	0	6
4												
TOTALS		21-50	5-15	14-23	39	21	61	14	23	3	4	200

**BAYLOR [13-2, 1-0 Big 12]**

NO.	NAME	FG	3FG	FT	RB	PF	TP	A	TO	BLK	S	MIN
23	Rogers, Kevin	f 5-9	0-0	4-7	14	2	14	2	4	2	0	34
15	Diene, Mamadou c	0-0	0-0	0-0	0	1	0	0	0	1	0	1
0	Jerrells, Curtis	g 5-10	2-5	1-4	2	1	13	1	2	0	0	33
5	Dugat, Henry	q 5-7	0-2	0-0	1	3	10	2	2	0	3	32
45	Carter, Tweety	g 2-9	2-8	5-6	1	2	11	5	1	0	4	35
3	Ellis, Fred	0-0	0-0	0-0	4	3	0	0	0	0	0	10
4	Acy, Quincy	1-1	0-0	0-0	0	3	2	0	3	0	0	8
11	Simpson, Delbert	0-2	0-0	0-0	1	0	0	0	1	0	1	6
24	Dunn, LaceDarius	7-15	5-12	1-2	1	2	20	0	2	0	0	29
50	Lomers, Josh	1-2	0-0	1-2	0	4	3	1	1	0	1	12
<b>TEAM</b>		<b>5</b>										
<b>TOTALS</b>		<b>26-55</b>	<b>9-27</b>	<b>12-21</b>	<b>29</b>	<b>21</b>	<b>73</b>	<b>11</b>	<b>16</b>	<b>3</b>	<b>9</b>	<b>200</b>

Scoring Summary	1st	2nd	OT	2OT	Total
Texas Tech	29	32	—	—	61
Baylor	33	40	—	—	73

Shooting	FG%	3FG%	FT%
Texas Tech	42.0	33.3	60.9
Baylor	47.3	33.3	57.1

Specialty Stats	DBR	Paint	P-TO	2nd	Bench
Texas Tech	4	24	16	16	18
Baylor	4	28	24	16	25

**Officials:** R-Tom O'Neill, U1-Terry Davis, U2-Randy Heimerman  
**Attendance:** 8,032

Game 16 • Jan. 14, 2009 • College Station, Texas • Reed Arena [9,537]			
	21/21 Baylor		73
	Texas A&M		84

GAME NOTES

- Baylor was unable to overcome an 11-point halftime deficit as the 21st-ranked Bears dropped an 84-73 decision at Texas A&M.
- Texas A&M led by 11 points after the first half and 3-pointers by Derrick Roland and Donald Sloan pushed the lead to 45-29 with about 18 minutes left. The Bears made a late run to cut the lead to six points with about 1 1/2 minutes left, but A&M then made 10 free throws to secure the win.
- Twenty Carter** had 16 points for Baylor, while **LaceDarius Dunn** added 14.
- Texas A&M took advantage of 11 turnovers by Baylor to score 18 points.
- A&M has won 11 of its last 12 games and has taken eight of the last nine against the Bears.
- The normally strong 3-point shooting Bears struggled, going 5-of-16.
- The Aggies led by four points before going on a 9-2 run keyed by a 3-pointer by Sloan to take a 39-28 halftime lead. Elonu scored nine of Texas A&M's first 13 points and had 13 points and nine rebounds by halftime.
- Sloan and Josh Carter both added 15 points for A&M.
- Baylor's 11-point halftime deficit was just the second time this season that the Bears have trailed at intermission (UTA 41-32, 12/20/08).
- Texas A&M entered the game making 33.2% 3FG; the Aggies connected on 6-of-9 (66.7%) 3-pointers against Baylor.
- The Aggies led Baylor by 16 points at the 18:20 mark of the second half (45-29), the largest deficit Baylor has faced this season.
- Baylor recorded just 6 assists on the night, its lowest mark of the season and just the third time the Bears failed to tally 10 assists.
- Texas A&M held an 18-2 advantage in points off turnovers.

BAYLOR [13-3, 1-1 Big 12]

NO.	NAME	FG	3FG	FT	RB	PF	TP	A	TO	BLK	S	MIN
23	Rogers, Kevin	f 5-12	0-0	2-2	7	4	12	0	1	1	0	36
15	Diene, Mamadou	c 0-0	0-0	0-0	0	4	0	0	1	2	0	9
0	Jerrells, Curtis	q 4-17	0-4	4-6	5	4	12	1	1	1	0	32
5	Dugat, Henry	q 3-7	1-2	5-5	6	1	12	2	1	0	1	36
45	Carter, Tweety	q 6-11	3-7	1-2	1	3	16	2	0	0	0	37
3	Ellis, Fred	0-0	0-0	0-0	1	0	0	0	1	0	1	3
4	Acy, Quincy	3-3	0-0	1-2	4	2	7	1	1	1	0	17
24	Dunn, LaceDarius	6-12	1-3	1-2	6	3	14	0	4	0	0	27
50	Lomers, Josh	0-0	0-0	0-0	2	2	0	0	0	0	0	3
TEAM					6		1					
TOTALS		27-62	5-16	14-19	38	23	73	6	11	5	2	200

TEXAS A&M [15-2, 1-1 Big 12]

NO.	NAME	FG	3FG	FT	RB	PF	TP	A	TO	BLK	S	MIN
0	Davis, Bryan	f 4-8	0-0	9-12	5	4	17	1	1	2	1	32
23	Carter, Josh	f 7-11	1-2	0-0	3	1	15	2	0	0	2	30
41	Elonu, C.	c 8-17	0-0	1-1	16	1	17	0	1	2	0	30
3	Roland, Derrick	q 3-4	2-2	2-3	3	3	10	4	1	0	1	33
15	Sloan, Donald	q 5-9	2-2	3-5	6	1	15	1	1	0	0	28
5	Harris, Dash	1-3	0-0	0-0	1	1	2	2	1	0	1	15
10	Loubeau, David	0-5	0-0	3-4	3	2	3	0	0	0	0	11
11	Holmes, B.J.	1-5	1-3	2-3	1	3	5	2	1	0	0	19
45	Walkup, Nathan	0-0	0-0	0-0	0	0	0	0	0	0	0	2
TEAM					1		1					
TOTALS		29-62	6-9	20-28	39	16	84	12	7	4	5	200

Scoring Summary	1st	2nd	OT	2OT	Total
Baylor	28	45	—	—	73
Texas A&M	39	45	—	—	84

Shooting	FG%	3FG%	FT%
Baylor	43.5	31.3	73.7
Texas A&M	46.8	66.7	71.4

Specialty Stats	DBR	Paint	P-TO	2nd	Bench
Baylor	3	32	2	17	21
Texas A&M	1	44	18	15	10

**Officials:** R-Ted Hillary, U1-Darron George, U2-Terry Moore; **Technical Fouls:** none.  
**Attendance:** 9,537

Game 17 • Jan. 17 2009 • Waco, Texas • Ferrell Center [8,651]			
	Oklahoma State		92
	21/21 Baylor		(OT) 98

GAME NOTES

- Twenty Carter** hit two 3-pointers to start overtime and finally put No. 21 Baylor ahead to stay in a 98-92 victory over Oklahoma State that was filled with wild swings.
- Curtis Jerrells** led the Bears with 31 points and 10 assists, but missed a chance to win the game in regulation when he made only one free throw with 2.5 seconds left.
- Carter, who had three points while playing 32 minutes in regulation, broke the 82-82 tie 12 seconds into overtime. He hit another 3 on the Bears' next possession, then added a floater and a steal to finish with 11 points.
- Obi Muonelo had 21 points and James Anderson added 20 for Oklahoma State, which needed a 13-0 run in the second half to regain the lead after blowing a 17-point advantage built over the game's first 14 minutes.
- Freshman guard Keiton Page made an inside basket for the Cowboys, but missed a free throw that was rebounded by Muonelo. That led to a 3-pointer by Page with 12 seconds left for a one-point lead.
- Quincy Acy**, a freshman making his first career start for Baylor, had 17 points and 12 rebounds, while **Kevin Rogers** had 14 points, **LaceDarius Dunn** 13 and **Henry Dugat** 12.
- Saturday's game was Baylor's first overtime game this season and the first since March 13, 2008 vs. Colorado in the 2008 Phillips 66 Big 12 Championship (Baylor lost 91-84 in double OT).
- Baylor held Oklahoma State without a field goal in the final 6:34 of the first half.
- Oklahoma State's 17-point lead in the first half (37-20) is the largest deficit the Bears have faced this season (Baylor trailed by 16 in the second half at Texas A&M Wednesday).
- For the first time this season, Baylor had six players score in double figures.
- Only seven Baylor players played in Saturday's game - six of them played 33 minutes or more.

OKLAHOMA STATE [12-4, 1-1 Big 12]

NO.	NAME	FG	3FG	FT	RB	PF	TP	A	TO	BLK	S	MIN
23	Anderson, James	f 6-11	4-8	4-4	4	1	20	0	3	1	1	44
44	Kirkland, Malcolm	f 1-3	0-0	1-2	2	1	3	0	2	0	0	9
00	Eaton, Byron	q 6-21	2-4	3-6	6	5	17	7	2	1	2	39
1	Harris, Terrel	q 5-9	1-3	1-2	2	5	12	1	2	0	0	25
2	Muonelo, Obi	q 8-14	4-9	1-2	9	4	21	1	4	0	3	27
4	Brown, Anthony	1-3	0-0	2-4	3	3	4	0	0	0	0	22
12	Page, Keiton	4-10	3-7	0-1	4	3	11	3	1	0	4	32
15	Sidorakis, Nick	0-0	0-0	0-0	0	1	0	0	0	0	0	2
33	Moses, Marshall	1-2	0-0	2-4	5	5	4	0	1	1	0	25
TEAM					4							
TOTALS		32-73	14-31	14-25	39	28	92	12	15	3	10	225

BAYLOR [14-3, 2-1 Big 12]


NO.	NAME	FG	3FG	FT	RB	PF	TP	A	TO	BLK	S	MIN
4	Acy, Quincy	f 5-6	0-0	7-10	12	1	17	0	2	3	0	35
23	Rogers, Kevin	f 5-10	0-0	4-6	9	4	14	2	5	3	0	42
0	Jerrells, Curtis	q 9-20	5-10	8-12	6	2	31	10	5	1	0	42
5	Dugat, Henry	q 3-9	2-6	4-6	4	5	12	0	1	0	2	33
45	Carter, Tweety	q 4-5	2-2	1-3	3	3	11	2	2	0	1	37
3	Ellis, Fred	0-0	0-0	0-0	1	2	0	0	1	0	0	3
24	Dunn, LaceDarius	5-13	3-9	0-2	7	3	13	0	3	0	2	33
TEAM					5							
TOTALS		31-63	12-27	24-39	47	20	98	14	19	7	5	225

Scoring Summary	1st	2nd	OT	2OT	Total
Oklahoma State	41	41	10	—	92
Baylor	34	48	16	—	98

Shooting	FG%	3FG%	FT%
Oklahoma State	43.8	45.2	56.0
Baylor	49.2	44.4	61.5

Specialty Stats	DBR	Paint	P-TO	2nd	Bench
Oklahoma State	6	33	30	21	19
Baylor	7	30	15	11	13

**Officials:** R-Curtis Shaw, U1-Michael Eggers, U2-Terry Oglesby; **Technical Fouls:** none.  
**Attendance:** 8,651

Game 18 ▪ Jan. 21 2009 ▪ Manhattan, Kan. ▪ Bramlage Coliseum [9,386]			
	rv/23 Baylor		83
	Kansas State		65

GAME NOTES

- LaceDarius Dunn tied a school record with nine 3-pointers while scoring 33 points to lead Baylor past Kansas State 83-65.
- Curtis Jerrells** added 18 points, while **Quincy Acy** and **Kevin Rogers** each had 12 for the Bears, who led the entire way.
- Denis Clemente scored 17 points for Kansas State, which has lost its first four conference games for the first time since the 1996-97 season. Dominique Sutton scored 12 points and Darren Kent added 11 for the Wildcats.
- The nine 3-pointers by Dunn raised his team-leading total to 61 and tied the record set by David Hamilton in 1995. Dunn came within five of his career-high 38 points, which he scored against Texas Tech on March 8, 2008.
- Struggling against Baylor's zone defense, the cold-shooting Wildcats had only eight points on the board with 8 minutes left in the first half. Kansas State closed out the period on a 7-3 run but trailed 36-23 at halftime en route to its second loss in 12 home games.
- Dunn remained hot in the second half, reeling off 11 points in the first 9:06 of the period. The Wildcats pieced together an 8-3 run, sparked by Clemente's two free with 13:35 left in the game.
- But Dunn hit a 3-pointer with about 11 minutes remaining to extinguish the comeback attempt. The Bears maintained a double-digit lead throughout the half and took advantage of Kansas State foul trouble, making 14-of-16 free throws in the period.
- Baylor shot 53.6 percent (15-of-28) from the floor in the first half vs. Kansas State - the highest first-half percentage in Big 12 play this season. Baylor shot 59.1 percent (13-of-22) from the floor in the second half - its highest second-half percentage in Big 12 play this season. Baylor shot 56.0 percent for the game (28-of-50) - its best shooting performance in the Big 12 this season.
- Baylor's 20-point lead (81-61) at the 1:43 mark of the second half is its largest in Big 12 play this season.
- Baylor's 18-point win is its largest margin of victory against Kansas State.

BAYLOR [15-3, 3-1 Big 12]

NO.	NAME	FG	3FG	FT	RB	PF	TP	A	TO	BLK	S	MIN
4	Acy, Quincy	f 5-6	0-0	2-4	9	1	12	0	2	0	1	37
23	Rogers, Kevin	f 4-7	0-0	4-5	11	2	12	3	2	0	0	38
0	Jerrells, Curtis	q 5-12	2-5	6-7	3	4	18	5	3	0	0	34
5	Dugat, Henry	q 1-4	1-2	0-0	2	3	3	3	1	0	0	18
45	Carter, Tweety	q 2-7	1-3	0-0	2	1	5	8	2	0	2	35
24	Dunn, LaceDarius	11-14	9-12	2-2	5	3	33	0	3	1	1	32
50	Lomers, Josh	0-0	0-0	0-0	0	2	0	0	0	0	0	6
TEAM					1							
TOTALS		28-50	13-22	14-18	33	16	83	19	14	1	4	200

KANSAS STATE [11-7, 0-4 Big 12]


NO.	NAME	FG	3FG	FT	RB	PF	TP	A	TO	BLK	S	MIN
15	Colon, Luis	f 4-13	0-0	0-0	10	2	8	1	2	0	0	34
23	Sutton, D.	f 5-8	0-0	2-3	4	5	12	2	1	0	0	31
42	Kent, Darren	f 5-9	1-1	0-0	3	2	11	2	1	0	2	23
0	Pullen, Jacob	q 2-8	2-6	3-4	1	3	9	3	1	0	1	35
21	Clemente, Denis	q 7-19	1-7	2-2	2	2	17	1	3	0	4	34
1	Brown, Fred	0-1	0-1	0-0	0	0	0	0	1	0	0	9
25	Awaji, Buchi	0-2	0-0	0-0	1	0	0	1	0	0	0	7
31	Merriewether, C.	0-0	0-0	0-0	0	0	0	0	1	0	0	3
32	Samuels, Jamar	3-4	0-0	2-2	6	3	8	0	1	0	0	20
40	Anderson, Ron	0-0	0-0	0-0	0	0	0	0	0	0	0	4
TEAM					2							
TOTALS		26-64	4-15	9-11	29	17	65	11	10	0	7	200

Scoring Summary	1st	2nd	OT	2OT	Total
Baylor	36	47	—	—	83
Kansas State	23	42	—	—	65

Shooting	FG%	3FG%	FT%
Baylor	56.0	59.1	77.8
Kansas State	40.6	26.7	81.8

Specialty Stats	DBR	Paint	P-TO	2nd	Bench
Baylor	2	24	9	12	33
Kansas State	2	40	8	18	8

**Officials:** R-John Higgins, U1-Duke Edsall, U2-Mike Thibodeaux; **Technical Fouls:** none.  
**Attendance:** 9,386

Game 19 • Jan. 24, 2009 • Norman, Okla. • Lloyd Noble Center [12,849]			
	rv/23	Baylor	76
	6/5	Oklahoma	95

GAME NOTES

- **Curtis Jerrells** scored a game-high 26 points, while **LaceDarius Dunn** chipped in 20 as the 23rd-ranked Baylor Bears fell 95-76 at No. 5 Oklahoma.
- Blake Griffin had 20 points and 17 rebounds for his 16th double-double of the season.
- Oklahoma is 34-5 all-time against Baylor and has won 29 straight games against the Bears since 1977, when the Bears last beat the Sooners.
- Baylor (No. 23 in coaches poll) is now 10-6 all-time when ranked.
- Baylor's 19 point loss (95-76) marked their worst loss since a 26 point defeat (82-56) vs. No. 8 Kansas Jan. 24, 2007.
- OU's 58 first-half points were the most allowed by Baylor since giving up 65 at Texas Jan. 12, 2002.
- Jerrells reached the 400 career assists plateau and became just the second player in Baylor history to top 1,000 points, 400 assists and 100 steals.
- With four 3-pointers, Dunn moved into ninth place on Baylor's career 3-pointers made list with 139 (passed Tevis Stukes - 138).
- Dunn extended his streak of consecutive games with a made 3-pointer to 24 games, the third-longest streak in Baylor history.
- Jerrells notched his sixth 20-point game this season and the 23rd of his career (10th all-time at Baylor).
- **Anthony Jones** saw his first action in a Big 12 game and finished with 3 points, making his only 3-point attempt, and 1 board in five minutes.
- **Kendall Wright** saw his first action in a Big 12 game and finished with 3 points, making his only 3-point attempt, in two minutes.

BAYLOR (15-4, 3-2 Big 12)

NO. NAME	FG	3FG	FT	RB	PF	TP	A	TO	BLK	S	MIN
4 Acy, Quincy	f 1-5	0-0	0-0	1	3	2	0	0	1	0	20
23 Rogers, Kevin	f 5-11	0-0	1-3	8	3	11	0	1	0	1	36
0 Jerrells, Curtis	q 8-19	4-9	6-6	6	2	26	6	4	0	4	36
5 Dugat, Henry	q 2-12	1-5	1-2	4	1	6	0	1	0	1	28
45 Carter, Tweety	q 1-6	1-4	0-0	6	1	3	1	1	0	0	30
1 Wright, Kendall	1-1	1-1	0-0	2	0	3	0	0	0	0	2
3 Ellis, Fred	0-3	0-0	0-2	3	3	0	0	1	0	0	6
15 Diene, Mamadou	0-0	0-0	0-0	0	0	0	0	0	0	1	2
24 Dunn, LaceDarius	8-21	4-13	0-0	5	3	20	0	0	0	2	26
41 Jones, Anthony	1-2	1-1	0-0	1	1	3	0	0	0	0	5
50 Lomers, Josh	1-1	0-0	0-0	1	0	2	0	1	0	0	9
TEAM	2										
TOTALS	28-81	12-33	8-13	39	17	76	7	9	1	9	200

OKLAHOMA (19-1, 5-0 Big 12)


NO. NAME	FG	3FG	FT	RB	PF	TP	A	TO	BLK	S	MIN
23 Griffin, Blake	f 6-15	0-0	8-10	17	0	20	4	2	0	1	33
32 Griffin, Taylor	f 7-9	0-0	4-4	7	3	18	1	5	4	3	30
5 Crocker, Tony	q 5-8	2-3	0-1	5	3	12	0	2	0	0	28
13 Warren, Willie	q 6-8	2-4	3-3	2	3	17	2	2	0	0	24
20 Johnson, Austin	q 3-9	2-6	0-0	3	2	8	7	1	0	0	35
1 Wright, Ryan	1-1	0-0	0-2	2	1	2	0	0	0	0	6
3 Franklin, T.J.	0-1	0-0	0-0	0	0	0	0	0	2	0	2
11 Leary, Omar	1-1	1-1	0-0	1	1	3	4	0	0	0	19
12 Pattillo, Juan	4-5	0-0	1-1	3	2	9	0	0	1	1	14
21 Allen, Orlando	1-1	0-0	0-0	1	0	2	0	0	0	0	2
31 Cannon, Kyle	0-1	0-1	0-0	0	0	0	0	0	0	0	1
34 Davis, Cade	0-0	0-0	2-2	0	1	2	0	1	0	0	3
41 Willis, Ray	0-0	0-0	0-0	1	0	0	0	0	0	0	2
45 Gerber, Beau	1-1	0-0	0-0	1	0	2	0	0	0	0	1
TEAM	1										
TOTALS	35-60	7-15	18-23	44	16	95	18	15	5	5	200

Scoring Summary	1st	2nd	OT	2OT	Total
Baylor	31	45	—	—	76
Oklahoma	58	37	—	—	95

Shooting	FG%	3FG%	FT%
Baylor	34.6	36.4	61.5
Oklahoma	58.3	46.7	78.3

Specialty Stats	DBR	Paint	P-TO	2nd	Bench
Baylor	2	28	12	19	28
Oklahoma	3	44	16	18	20

**Officials:** R-David Hall, U1-Kipp Kissinger, U2-Warren Evans; **Technical Fouls:** none.  
**Attendance:** 12,849

Game 20 ▀ Jan. 27, 2009 ▀ Waco, Texas ▀ Ferrell Center [9,151]			
	11/12	<b>Texas</b>	<b>78</b>
	rv/rv	<b>Baylor</b>	<b>72</b>

GAME NOTES

- A.J. Abrams scored 19 points while matching the Big 12 career record for 3-pointers and No. 11 Texas defeated Baylor, 78-72
- **Curtis Jerrells**, who is from Austin, led Baylor with 14 points in his 100th career start. He became only the fourth 100-game starter in Bears history, starting every game.
- **Kevin Rogers** added 13 points and 12 rebounds. **LaceDarius Dunn** had 12 points and Quincy Acy 11.
- The game was tied 13 times, but the 13th and final lead change came when Gary Johnson was credited with a basket when Kevin Rogers was called for goaltending with 4:20 left to make it 64-62.
- In the first half, Baylor and Texas each scored a season-low points (BU 24, UT 27).
- Baylor held Texas scoreless for 5:51 in the first half.
- Dunn made 1 3-point field goal and extended his streak of consecutive games with a made 3-pointer to 25 games, the third-longest streak in Baylor history.
- Rogers recorded his 6th double-double of the season and the 23rd of his career (16th in Big 12 play).
- Rogers also moved into fifth place all-time at Baylor with 732 career rebounds.
- Acy scored in double-figures for the sixth time this season and the third time in 4 career starts (Baylor suffered its first loss this season when Acy scores 10+ points; BU was 5-0.)

TEXAS (15-4, 4-1 Big 12)

NO. NAME	FG	3FG	FT	RB	PF	TP	A	TO	BLK	S	MIN
1 Johnson, Gary	f 4-7	0-0	1-2	2	4	9	1	0	1	0	13
5 James, Damion	f 6-20	0-5	2-3	12	3	14	1	2	0	1	33
32 Atchley, Connor	c 0-6	0-3	4-4	2	3	4	1	0	0	0	21
3 Abrams, A.J.	q 7-12	3-6	2-3	3	3	19	0	3	0	2	39
24 Mason, Justin	q 3-4	0-0	0-0	4	0	6	1	0	1	0	21
4 Balbay, Dogus	3-3	0-0	2-4	4	2	8	4	3	1	1	31
21 Hill, Matt	1-2	0-0	2-2	3	0	4	0	0	0	0	7
34 Pittman, Dexter	3-5	0-0	0-1	2	4	6	0	1	1	0	7
50 Ward, Varez	1-2	0-0	6-6	4	3	8	2	1	0	0	16
53 Chapman, Clint	0-2	0-0	0-2	3	1	0	1	0	1	1	12
TEAM	3										
TOTALS	28-63	3-14	19-27	42	23	78	11	10	5	5	200

BAYLOR (15-5, 3-3 Big 12)


NO. NAME	FG	3FG	FT	RB	PF	TP	A	TO	BLK	S	MIN
4 Acy, Quincy	f 4-5	0-0	3-3	5	4	11	0	1	3	0	30
23 Rogers, Kevin	f 5-7	0-0	3-6	12	3	13	0	2	1	0	38
0 Jerrells, Curtis	q 6-18	2-7	0-0	5	1	14	3	3	1	2	35
5 Dugat, Henry	q 3-13	0-3	2-2	5	3	8	1	1	0	2	35
45 Carter, Tweety	q 3-8	3-6	0-5	3	4	9	7	3	0	1	25
3 Ellis, Fred	0-2	0-0	0-0	2	2	0	0	1	0	0	3
24 Dunn, LaceDarius	2-9	1-4	7-8	3	2	12	0	1	0	1	29
50 Lomers, Josh	1-2	0-0	3-3	3	2	5	0	1	0	0	5
TEAM	4										
TOTALS	24-64	6-20	18-27	42	21	72	11	13	5	6	200

Scoring Summary	1st	2nd	OT	2OT	Total
Texas	27	51	—	—	78
Baylor	24	48	—	—	72

Shooting	FG%	3FG%	FT%
Texas	44.4	21.4	70.4
Baylor	37.5	30.0	66.7

Specialty Stats	DBR	Paint	P-TO	2nd	Bench
Texas	5	32	8	12	26
Baylor	3	37	14	11	17

**Officials:** R-Gerry Pollard, U1-Doug Shows, U2-Don Daily; **Technical Fouls:** none.  
**Attendance:** 9,151

Game 21 ▀ Jan. 31, 2009 ▀ Columbia, Mo. ▀ Mizzou Arena [15,061]			
	rv/rv	<b>Baylor</b>	<b>72</b>
	rv/rv	<b>Missouri</b>	<b>89</b>

GAME NOTES

- Four Baylor players scored in double figures led by **Kevin Rogers'** team-high 18, but the Missouri Tigers prevailed over the Bears at home, 89-72.
- **Henry Dugat** scored 14, while **LaceDarius Dunn** and **Tweety Carter** chipped in 13 and 12, respectively.
- **Curtis Jerrells** was held to a season-low five points - his lowest output since scoring five at Colorado last season.
- Missouri's Leo Lyons (30) and DeMarre Carroll (25) combined to score 55 of the Tigers' 89 points.
- Baylor's three-game losing streak is the longest since a four-game streak last season (Feb. 9-19, 2008).
- Baylor lost its ninth-straight game in Columbia, Mo., and hasn't won on Missouri's home floor since Dec. 17, 1948.
- Baylor's 39 points in the first half at Missouri were the most for the Bears since scoring 40 vs. South Carolina on Jan. 2.
- Baylor shot 61.5 percent (16-of26) from the floor in the first half at Missouri - its highest first-half percentage in Big 12 play this season.
- **LaceDarius Dunn** extended his streak of consecutive games with a made 3-pointer to 26 games, the third-longest streak in Baylor history.

BAYLOR (15-6, 3-4 Big 12)

NO. NAME	FG	3FG	FT	RB	PF	TP	A	TO	BLK	S	MIN
4 Acy, Quincy	f 3-5	0-0	1-2	4	4	7	0	1	0	0	18
23 Rogers, Kevin	f 7-13	0-0	4-5	4	5	18	2	2	0	1	33
0 Jerrells, Curtis	q 2-10	0-3	1-2	4	3	5	2	9	0	3	33
5 Dugat, Henry	q 5-9	1-3	3-4	2	3	14	3	0	1	0	35
45 Carter, Tweety	q 5-12	2-8	0-0	4	3	12	4	1	0	2	36
3 Ellis, Fred	0-1	0-0	0-0	3	3	0	0	1	1	0	8
15 Diene, Mamadou	0-0	0-0	0-0	0	0	0	0	0	0	0	1
24 Dunn, LaceDarius	5-10	2-7	1-1	6	4	13	0	2	0	1	27
41 Jones, Anthony	1-2	1-2	0-0	2	1	3	0	2	0	0	9
TEAM	0										
TOTALS	28-62	6-23	10-14	29	26	72	11	18	2	7	200

MISSOURI (18-4, 5-2 Big 12)


NO. NAME	FG	3FG	FT	RB	PF	TP	A	TO	BLK	S	MIN
1 CARROLL, DeM.	f 7-14	0-2	11-13	9	1	25	1	2	1	2	34
5 LYONS, Leo	f 8-11	0-1	14-15	6	3	30	2	3	1	0	30
4 TILLER, J.T.	q 4-8	0-0	2-2	7	3	10	8	0	0	2	29
11 TAYLOR, Zaire	q 0-2	0-1	0-0	5	2	0	3	2	1	0	29
24 ENGLISH, Kim	q 3-7	1-5	2-2	1	2	9	1	3	0	1	20
3 PAUL, Miguel	0-1	0-0	0-0	0	0	0	0	0	0	0	1
12 DENMON, Marcus	3-7	2-4	1-2	4	2	9	2	1	0	2	26
15 RAMSEY, Keith	0-1	0-1	0-2	1	3	0	0	0	0	0	1
21 BOWERS, Laurence	1-2	0-1	0-0	0	1	2	0	0	0	0	1
23 SAFFORD, Justin	1-1	0-0	0-0	0	0	2	0	2	1	0	5
33 LAWRENCE, Matt	1-4	0-3	0-0	0	0	2	0	1	0	0	15
TEAM	2 1										
TOTALS	28-58	3-18	30-36	35	17	89	17	14	3	9	200

Scoring Summary	1st	2nd	OT	2OT	Total
Baylor	39	33	—	—	72
Missouri	40	49	—	—	89

Shooting	FG%	3FG%	FT%
Baylor	45.2	26.1	71.4
Missouri	48.3	16.7	83.3

Specialty Stats	DBR	Paint	P-TO	2nd	Bench
Baylor	5	40	16	4	16
Missouri	5	32	22	5	15

**Officials:** R-Rick Hartzell, U1-Terry Davis, U2-Terry Moore; **Technical Fouls:** none.  
**Attendance:** 15,061

Game 22 • Feb. 2, 2009 • Waco, Texas • Ferrell Center [9,028]				
	21/24	Kansas		75
	nr/rv	Baylor		65

GAME NOTES

- Baylor was unable to relive its *Big Monday* magic from eight years ago as the 21st-ranked Kansas Jayhawks defeated the Bears 75-65 at the Ferrell Center.
- Kansas didn't lead until Sherron Collins had a pair of short floaters in the final 43 seconds of the first half to make it 30-28.
- Henry Dugat** and **Kevin Rogers** had 15 points each to lead four players in double figures for Baylor.
- Curtis Jerrells** scored a career-low 4 points, including 0-for-7 from the field (first career game with no made field goals).
- Jerrells recorded five assists to just one turnover.
- Rogers recorded a team-high 15 points (13th-straight game in double-figures).
- LaceDarius Dunn** made 2 3-point field goals extending his streak to 27 straight games with a made 3-pointer - the third-longest streak in Baylor history.
- Kendall Wright** saw action in his second Big 12 game of the season (2-for-2 FTs).
- Baylor's four-game losing streak is the longest since a four-game losing streak last season (Feb. 9-19, 2008).
- Baylor is now 1-14 all-time vs. Kansas, with its only series win coming on Big Monday in Waco in 2001.

KANSAS [18-4, 7-0 Big 12]

NO.	NAME	FG	3FG	FT	RB	PF	TP	A	TO	BLK	S	MIN	
22	Morris, Marcus	f	5-9	0-1	3-3	6	1	13	0	4	0	1	16
45	Aldrich, Cole	c	4-7	0-0	1-2	8	4	9	0	0	2	0	28
4	Collins, Sherron	g	5-13	0-2	7-8	3	2	17	6	2	0	1	39
12	Morningstar, B.	g	2-4	2-3	0-0	3	3	6	1	3	0	1	40
15	Taylor, Tyshawn	g	3-8	0-1	0-0	2	4	6	4	3	0	0	23
14	Reed, Tyrel		1-1	0-0	1-2	2	0	3	1	2	0	1	22
21	Morris, Markieff		4-8	1-1	0-0	9	4	9	0	0	2	0	19
23	Little, Mario		4-7	0-0	4-5	3	4	12	1	1	0	1	13
41	Buford, Chase		0-0	0-0	0-0	0	0	0	0	0	0	0	0+
TEAM		1											
TOTALS		28-57	3-8	16-20	37	22	75	13	15	4	5	200	

BAYLOR [15-7, 3-5 Big 12]


NO.	NAME	FG	3FG	FT	RB	PF	TP	A	TO	BLK	S	MIN	
4	Acy, Quincy	f	2-7	0-0	0-0	5	0	4	0	1	2	2	20
23	Rogers, Kevin	f	6-9	0-0	3-6	6	3	15	1	4	4	1	34
0	Jerrells, Curtis	g	0-7	0-4	4-6	4	3	4	5	1	0	1	36
5	Dugat, Henry	g	4-10	2-3	5-5	3	3	15	1	4	0	1	37
45	Carter, Tweety	g	4-12	4-11	0-0	1	3	12	3	3	0	2	35
1	Wright, Kendall		0-0	0-0	2-2	0	1	2	0	0	0	1	1
3	Ellis, Fred		0-0	0-0	0-0	0	0	0	0	0	0	0	0+
24	Dunn, LaceDarius		2-6	2-4	7-8	4	4	13	0	3	0	2	27
50	Lomers, Josh		0-0	0-0	0-0	3	1	0	1	0	0	0	10
TEAM		3											
TOTALS		18-51	8-22	21-27	29	18	65	11	16	6	10	200	

Scoring Summary	1st	2nd	OT	2OT	Total
Kansas	30	45	—	—	75
Baylor	28	37	—	—	65

Shooting	FG%	3FG%	FT%
Kansas	49.1	37.5	80.0
Baylor	35.3	36.4	77.8

Specialty Stats	DBR	Paint	P-TO	2nd	Bench
Kansas	2	42	18	7	24
Baylor	4	20	17	9	15

**Officials:** R-Curtis Shaw, U1-John Higgins, U2-Tom O'Neill; **Technical Fouls:** none.  
**Attendance:** 9,028

Game 23 • Feb. 7, 2009 • Lubbock, Texas • United Spirit Arena [10,962]				
	nr/rv	Baylor		76
		Texas Tech		83

GAME NOTES

- Baylor let a 12-point lead midway through the second half evaporate and scored only one field goal in the final 3:29 of the game as the Bears dropped an 83-76 decision at Texas Tech.
- Alan Voskuil and John Roberson each scored 18 points, ending the Red Raiders' four-game losing streak.
- Curtis Jerrells** snapped his recent offensive dry spell, scoring a game-high 20 points, while **Kevin Rogers** added 17.
- Curtis Jerrells** made his 103rd career start, moving into sole possession of third place on the school's career starts list.
- Jrrells snapped his streak of 15 consecutive missed field goals with a 3-pointer at the 10:11 mark of the first half. It was his first made field goal since the first half of the Missouri game on Jan. 31.
- LaceDarius Dunn** made 2 3-point field goals extending his streak to 28 straight games with a made 3-pointer, tying Aaron Bruce for the second-longest streak in Baylor history.

BAYLOR [15-8, 3-6 Big 12]

NO.	NAME	FG	3FG	FT	RB	PF	TP	A	TO	BLK	S	MIN	
4	Acy, Quincy	f	2-5	0-0	0-0	0	3	4	0	1	0	0	21
23	Rogers, Kevin	f	5-8	0-0	7-8	9	4	17	1	3	1	1	37
0	Jerrells, Curtis	g	7-16	4-8	2-2	5	0	20	2	3	0	2	36
5	Dugat, Henry	g	2-11	0-5	4-4	2	2	8	2	1	0	1	35
45	Carter, Tweety	g	4-9	4-8	0-0	2	4	12	1	1	0	1	32
1	Wright, Kendall		0-0	0-0	0-0	0	0	0	0	0	0	0	0+
3	Ellis, Fred		0-0	0-0	0-0	0	1	0	0	0	0	0	2
24	Dunn, LaceDarius		2-6	2-5	7-7	4	4	13	0	1	0	0	31
50	Lomers, Josh		0-0	0-0	2-2	2	1	2	0	0	0	0	6
TEAM		3											
TOTALS		22-55	10-26	22-23	27	19	76	6	10	1	5	200	

TEXAS TECH [12-11, 2-6 Big 12]


NO.	NAME	FG	3FG	FT	RB	PF	TP	A	TO	BLK	S	MIN	
15	Lewandowski, R	f 7-8	0-0	1-4	4	1	15	2	2	0	0	27	
30	Prince, Michael	f 3-8	0-0	2-4	10	3	8	2	0	1	2	28	
41	Suljagic, Damir	f 1-2	0-0	1-2	4	3	3	0	2	0	0	7	
20	Voskuil, Alan	q 5-9	1-3	7-8	3	2	18	3	1	0	0	39	
21	Roberson, John	q 6-16	4-8	2-2	4	1	18	9	1	0	0	39	
02	Craig, Rogdrick	2-3	1-2	0-0	2	1	5	1	1	0	0	9	
05	Roberts, D'walyn	1-3	0-0	2-2	4	2	4	1	1	3	1	21	
23	Okorie, Nick	1-2	1-1	0-0	0	2	3	1	0	0	0	11	
32	Singletary, Mike	4-7	0-0	1-2	3	1	9	1	3	0	1	15	
34	Rizvic, Esmir	0-0	0-0	0-0	0	1	0	0	0	1	0	4	
TEAM		4						1					
TOTALS		30-58	7-14	16-24	38	17	83	20	12	5	4	200	

Scoring Summary	1st	2nd	OT	2OT	Total
Baylor	38	38	—	—	76
Texas Tech	41	42	—	—	83

Shooting	FG%	3FG%	FT%
Baylor	40.0	38.5	95.7
Texas Tech	51.7	50.0	66.7

Specialty Stats	DBR	Paint	P-TO	2nd	Bench
Baylor	1	16	17	7	15
Texas Tech	4	30	14	13	21

**Officials:** R-Steve Olson; U1-Randy Heimerman; U2-Brent Hampton; **Technical Fouls:** none.  
**Attendance:** 10,962

Game 24 • Feb. 11, 2009 • Waco, Texas • Ferrell Center [8,094]				
	2/2	Oklahoma		78
		Baylor		63

GAME NOTES

- Blake Griffin had 18 points and 10 rebounds for his 21st double-double this season to lead second-ranked Oklahoma to a 78-63 victory over Baylor.
- Curtis Jerrells** had 19 points to lead Baylor, while **Kevin Rogers** and **LaceDarius Dunn** added 11 each.
- Baylor has lost 30 straight games to Oklahoma and has not defeated the Sooners since Dec. 6, 1977. The Bears have not defeated Oklahoma in Waco since the 1954 season.
- Baylor has trailed at halftime in eight of its 10 Big 12 games this season.
- Baylor's six-game losing streak is its longest since a six-game streak to start the 2005-06 season - the freshman season of the current Baylor senior class.
- Jerrells made his 104th career start Wednesday, tying Brian Skinner for second all-time. He is just four away from tying Doug Brandt (108) for the all-time Baylor record.
- Jerrells has averaged 19.5 ppg over the last 2 games; 4.5 ppg in previous 2 games, and has connected on 7-of-13 3FGs (53.8%) over the last two games; 0-for-7 3FGs previous 2 games.
- Jerrells failed to record an assist on the night for only the third time in his career. His last game without an assist was at Iowa State on Feb. 3, 2007.
- Rogers scored in double-figures for the 15th-straight game. He also recorded a career-high 4 assists.
- Dunn did not make a 3-point field goal (0-for-6), breaking his streak of 28 straight games with a made 3-pointer, tied with Aaron Bruce for the second-longest streak in Baylor history.

OKLAHOMA [24-1, 10-0 Big 12]

NO.	NAME	FG	3FG	FT	RB	PF	TP	A	TO	BLK	S	MIN	
23	Griffin, Blake	f	6-10	0-0	6-12	10	3	18	1	1	2	0	36
32	Griffin, Taylor	f	3-6	0-0	2-2	2	4	8	1	0	0	1	19
5	Crocker, Tony	g	2-4	2-4	1-2	1	3	7	0	1	0	0	28
13	Warren, Willie	g	3-7	1-4	7-8	3	2	14	3	3	0	0	39
20	Johnson, Austin	g	6-8	4-5	1-1	1	2	17	5	1	1	1	38
1	Wright, Ryan		0-1	0-0	0-0	1	2	0	0	1	0	0	2
11	Leary, Omar		0-1	0-1	0-0	0	0	0	3	0	0	0	6
12	Pattillo, Juan		6-8	0-0	2-2	10	4	14	1	1	2	1	28
34	Davis, Cade		0-3	0-2	0-0	0	0	0	0	1	0	0	4
TEAM		4											
TOTALS		26-48	7-16	19-27	32	20	78	14	9	5	3	200	

BAYLOR [15-9, 3-7 Big 12]


NO.	NAME	FG	3FG	FT	RB	PF	TP	A	TO	BLK	S	MIN	
4	Acy, Quincy	f	2-4	0-0	0-1	4	3	4	2	1	1	1	25
23	Rogers, Kevin	f	3-7	0-0	5-8	9	3	11	4	2	2	0	31
0	Jerrells, Curtis	g	5-11	3-5	6-6	3	2	19	0	4	0	0	35
5	Dugat, Henry	g	3-10	0-6	0-0	3	0	6	1	2	0	0	26
45	Carter, Tweety	g	3-9	2-8	0-0	3	2	8	4	1	0	1	33
1	Wright, Kendall		0-1	0-1	0-0	1	1	0	0	0	0	0	1
15	Diene, Mamadou		0-2	0-0	0-0	1	3	0	0	1	0	0	6
24	Dunn, LaceDarius		4-10	0-6	3-4	5	5	11	0	0	0	0	31
50	Lomers, Josh		2-3	0-0	0-0	2	4	4	0	0	0	1	12
TEAM		1											
TOTALS		22-57	5-26	14-19	32	23	63	11	11	3	3	200	

Scoring Summary	1st	2nd	OT	2OT	Total
Oklahoma	35	43	—	—	78
Baylor	30	33	—	—	63

Shooting	FG%	3FG%	FT%
Oklahoma	54.2	43.8	70.4
Baylor	38.6	19.2	73.7

Specialty Stats	DBR	Paint	P-TO	2nd	Bench
Oklahoma	4	28	15	8	14
Baylor	2	32	10	10	15

**Officials:** R-Curtis Shaw; U1-Mark Whitehead; U2-Don Daily; **Technical Fouls:** none.  
**Attendance:** 8,094

Game 25 • Feb. 14, 2009 • Waco, Texas • Ferrell Center [10,407]		
	Texas A&M	68
	Baylor	72

## GAME NOTES

FS SOUTHWEST

- **Curtis Jerrells** broke loose for a key layup with 12 seconds to play, then eluded Aggies defenders long enough to dribble out the final seconds in a 72-68 victory that ended the Bears' six-game losing streak.
- Jerrells and **Twenty Carter** scored 14 points apiece to lead Baylor.
- The win marks the first time that Baylor has defeated the Aggies in Waco since Feb. 7, 2004 (Scott Drew's first season at BU).
- The announced crowd of 10,407 is the 5th largest of all-time at the Ferrell Center.
- Baylor's 40-28 lead at the half marks only the third time in Big 12 play this season that the Bears have held a lead at half with the last coming on the road at Kansas State.
- The win snaps a six-game losing streak for the Bears, the longest since a six-game streak to start the 2005-06 season- the freshman season of the current Baylor senior class.
- **Anthony Jones** established career highs in minutes played (27), points scored (12), and 3-point baskets made (3).
- **Kevin Rogers** (12 points) was held scoreless in the first half. It was the second time that he had been held scoreless in a half with the first coming in a 58-52 Baylor win at Washington State (12/6).
- For the second consecutive game, **LaceDarius Dunn** was held scoreless from beyond the arc.

## TEXAS A&amp;M (17-8, 3-7 Big 12)

NO.	NAME		FG	3FG	FT	RB	PF	TP	A	TO	BLK	S	MIN
0	Davis, Bryan	f	4-12	0-0	5-6	9	3	13	1	4	1	0	32
23	Carter, Josh	f	7-15	2-7	4-4	4	1	20	2	2	0	1	35
41	Elonu, Chinemeluc	0	0-0	0-0	4-6	3	4	4	0	1	2	0	19
3	Roland, Derrick	q	5-7	1-2	2-2	3	3	13	2	1	0	0	29
15	Sloan, Donald	q	5-11	3-5	0-0	4	3	13	2	2	0	0	37
5	Harris, Dash	0	1-1	0-0	0-0	0	0	0	0	0	0	0	4
10	Loubeau, David	1	4-0	0-0	1-2	4	2	3	2	0	0	1	22
11	Holmes, B.J.	0	2-2	0-1	2-4	5	2	2	1	0	0	0	16
45	Walkup, Nathan	0	2-2	0-1	0-0	0	0	0	0	0	0	0	6
TEAM		3											
TOTALS			22-54	6-16	18-24	35	18	68	10	10	3	2	200

## BAYLOR (16-9, 4-7 Big 12)

NO.	NAME	FG	3FG	FT	RB	PF	TP	A	TO	BLK	S	MIN	
4	Acy, Quincy	f	2-2	0-0	0-0	0	3	4	0	1	0	0	8
23	Rogers, Kevin	f	6-9	0-1	0-0	2	3	12	0	2	0	0	22
0	Jerrells, Curtis	q	5-11	2-5	2-2	2	2	14	7	1	0	2	35
5	Dugat, Henry	q	3-6	0-1	0-0	4	2	6	5	2	0	1	28
45	Carter, Twenty	q	4-9	2-5	4-4	2	0	14	2	0	0	3	36
15	Diene, Mamadou	0-0	0-0	0-0	4	2	0	0	0	0	2	0	14
24	Dunn, LaceDarius	3-5	0-2	3-6	4	2	9	0	0	2	0	22	
41	Jones, Anthony	46	3-5	1-2	0	0	12	0	0	1	1	27	
50	Lomers, Josh	0-0	0-0	1-2	1	4	1	0	1	1	0	8	
TEAM		5											
TOTALS		27-48	7-19	11-16	24	18	72	14	7	6	7	200	

Scoring Summary	1st	2nd	OT	2OT	Total
Texas A&M	28	40	—	—	68
Baylor	40	32	—	—	72

Shooting	FG%	3FG%	FT%
Texas A&M	40.7	37.5	75.0
Baylor	56.3	36.8	68.8

Specialty Stats	DBR	Paint	P-TO	2nd	Bench
Texas A&M	3	20	11	16	5
Baylor	2	32	14	0	22

**Officials:** R-Gerry Pollard, U1-Terry Moore, U2-Kipp Kissinger;  
**Technical Fouls:** Texas A&M-Davis, Bryan. Baylor-Dunn, LaceDarius.  
**Attendance:** 10,407

Game 26 • Feb. 21, 2009 • Stillwater, Okla. • Gallagher-Iba Arena [9,637]		
	Baylor	74
	Oklahoma State	84

## GAME NOTES

BIG 12

- Oklahoma State went on a 21-10 run over the final 7:19 to overcome a second-half Baylor rally, handing the Bears an 84-74 loss at Gallagher-Iba Arena.
- **Twenty Carter** scored a game- and season-high 30 points on 11-of-18 shooting, including a career-high-tying seven 3-point field goals.
- It was Carter's first 20-point game of the season and only his second career 30-point game (31 at Syracuse in 2006).
- Baylor's starting seniors — **Curtis Jerrells**, **Henry Dugat** and **Kevin Dugat** — went a combined 2-for-12 (16.7 pct) from the floor in the first half, while the rest of the Bears were 10-for-19 (52.6 pct).
- **LaceDarius Dunn** snapped his streak of nine consecutive missed 3-point field goals, going 2-for-8 at Oklahoma State.
- **Henry Dugat** was held scoreless for the first time since Nov. 19, 2007, vs. Winthrop. Dugat finished 0-for-9 from the floor.
- Freshman **Anthony Jones** added eight points and a career-high eight rebounds.
- Oklahoma State's Marshall Moses finished with 14 points and 18 rebounds in 28 minutes.
- Byron Eaton led the Cowboys with 23 points.

## BAYLOR (16-10, 4-8 Big 12)

4	Acy, Quincy	f	0-0	0-0	4-4	4	2	4	0	1	0	0	16
23	Rogers, Kevin	f	4-6	0-0	3-4	4	4	11	1	0	0	1	22
0	Jerrells, Curtis	q	3-8	3-6	0-2	4	3	9	5	2	1	3	39
5	Dugat, Henry	q	0-9	0-1	0-0	1	2	0	1	1	0	0	26
45	Carter, Twenty	q	11-18	7-11	1-2	0	3	30	1	1	0	0	36
1	Wright, Kendall	0	0-0	0-0	0	0	0	0	0	0	0	0	2
24	Dunn, LaceDarius	3-11	2-8	0-0	3	4	8	0	1	0	0	0	22
41	Jones, Anthony	3-8	1-5	1-1	8	2	8	0	2	2	0	0	29
50	Lomers, Josh	1-1	0-0	2-2	4	1	4	0	0	0	0	0	8
TEAM		2											
TOTALS		25-61	13-31	11-15	30	21	74	8	8	3	4	200	

## OKLAHOMA STATE (17-9, 6-6 Big 12)


NO.	NAME		FG	3FG	FT	RB	PF	TP	A	TO	BLK	S	MIN
33	Moses, Marshall	f	6-8	0-0	2-3	18	3	14	0	2	2	0	28
00	Eaton, Byron	g	6-12	1-2	10-14	5	2	23	2	2	0	0	36
1	Harris, Terrel	g	3-7	1-4	4-4	3	4	11	0	0	0	0	25
12	Page, Keiton	q	2-6	2-5	3-3	0	1	9	0	0	1	0	34
23	Anderson, James	q	6-12	1-3	7-7	5	2	20	2	2	1	2	38
2	Muonelo, Obi	2	6-14	2-2	4-4	3	7	2	1	0	0	0	24
4	Brown, Anthony	0	1-0	0-0	0-0	2	0	0	0	0	0	0	6
15	Sidorakis, Nick	0	1-1	0-1	0-0	0	1	0	0	0	0	0	1
44	Kirkland, Malcolm	0	0-0	0-0	0-0	0	1	0	0	0	0	0	1
TEAM		2											
TOTALS			25-53	6-19	28-33	39	17	84	6	7	4	3	200

Scoring Summary	1st	2nd	OT	2OT	Total
Baylor	33	41	—	—	74
Oklahoma State	35	49	—	—	84

Shooting	FG%	3FG%	FT%
Baylor	41.0	41.9	73.3
Oklahoma State	47.2	31.6	84.8

Specialty Stats	DBR	Paint	P-TO	2nd	Bench
Baylor	1	18	8	18	20
Oklahoma State	3	20	10	8	7

**Officials:** R-Gerry Pollard, U1-Hal Lusk, U2-Kelly Self; **Technical Fouls:** Baylor-none. Oklahoma State-none.  
**Attendance:** 9,637

Game 27 • Feb. 24, 2009 • Ames, Iowa • Hilton Coliseum [10,407]		
	Baylor	62
	Iowa State	71

## GAME NOTES

BIG 12

- Baylor was unable to withstand Iowa State's run to open the second half as the Bears lost for eighth time in nine games after a 71-62 loss at Hilton Coliseum.
- **Twenty Carter** had 20 points for Baylor, his second-straight game with 20+ points.
- Craig Brackins led the Cyclones with 19 points and 12 rebounds.
- The Bears, who opened the game with a 15-5 run, shot 4-of-27 from 3-point range and fell to 0-8 in Ames.
- Baylor's 10-point lead, 15-5, at the 11:57 mark of the first half marked the third game that the Bears have led by 10 or more points on the road in Big 12 play this season (Kansas State on Jan. 21 and Texas Tech on Feb. 7).
- Senior **Mamadou Diene** started at center - his first start since Jan. 14 at Texas A&M.
- **Henry Dugat** snapped his streak of nine consecutive missed field goals (went 0-for-9 at Oklahoma State on Feb. 21) with a jumper in the lane at the 15:50 mark of the first half.
- **Curtis Jerrells** dished out a team-high six assists - his 15th 5-plus assist game this season.
- **LaceDarius Dunn** finished 0-for-6 from 3-point range.

## BAYLOR (16-11, 4-9 Big 12)


NO.	NAME	FG	3FG	FT	RB	PF	TP	A	TO	BLK	S	MIN	
0	Jerrells, Curtis	q	3-11	1-6	4-4	6	1	11	6	1	0	3	34
15	Diene, Mamadou	c	2-4	0-0	0-1	2	4	4	0	0	1	0	12
23	Rogers, Kevin	f	3-7	0-0	0-2	7	2	6	2	2	0	3	37
45	Carter, Twenty	q	7-15	3-11	3-3	2	2	20	2	3	0	0	38
5	Dugat, Henry	q	1-5	0-2	0-0	2	0	2	0	1	0	1	24
1	Wright, Kendall		0-0	0-0	0-0	0	2	0	0	0	0	0	4
24	Dunn, LaceDarius		4-11	0-6	2-3	5	0	10	1	1	0	0	25
3	Ellis, Fred		0-0	0-0	0-0	0	0	0	0	0	0	0	2
4	Acy, Quincy		3-3	0-0	1-2	2	0	7	0	0	0	1	9
41	Jones, Anthony		1-3	0-2	0-0	0	1	2	0	0	0	0	10
50	Lomers, Josh		0-0	0-0	0-0	0	3	0	0	2	0	0	5
TEAM		5											
TOTALS		24-59 4-27 10-15 31 16 62 11 11 1 8 200											

## IOWA STATE (14-14, 3-10 Big 12)

NO.	NAME		FG	3FG	FT	RB	PF	TP	A	TO	BLK	S	MIN	
10	Garrett, Diante	g	3-8	0-0	4-5	2	3	10	3	2	0	1	34	
21	Brackins, Craig	f	7-16	0-4	5-5	12	2	19	1	3	2	1	36	
22	Petersen, Bryan	q	3-5	2-4	2-2	5	4	10	4	1	0	0	28	
41	Hamilton, Justin	c	1-2	0-0	2-2	3	0	4	0	1	0	0	14	
5	Staiger, Lucca	g	3-7	3-7	0-0	1	3	9	2	3	0	0	29	
0	Boozier, Charles		0-0	0-0	0-0	2	0	0	0	0	0	0	9	
1	Buckley, D.		0-1	0-1	0-0	0	2	0	2	1	0	1	7	
12	Eikmeier, Wes		1-2	1-2	0-0	0	1	3	1	0	0	0	6	
15	Thompson, Alex		0-1	0-1	0-0	1	1	0	1	2	0	0	4	
23	Vanderbeken, J.		2-6	2-5	2-2	3	0	8	1	0	0	0	17	
24	Lee, Cameron		0-0	0-0	0-0	0	0	0	0	0	0	0	1	
3	Haluska, Sean		3-4	2-2	0-0	2	1	8	0	0	0	1	14	
33	Mann, Clinton		0-0	0-0	0-0	0	0	0	0	0	0	0	1	
TEAM			6						1					
TOTALS			23-52	10-26	15-16	37	17	71	15	14	2	4	200	

Scoring Summary	1st	2nd	OT	2OT	Total
Baylor	29	33	—	—	62
Iowa State	33	38	—	—	71

Shooting	FG%	3FG%	FT%
Baylor	40.7	14.8	66.7
Iowa State	44.2	38.5	93.8

Game 28 • Feb. 28, 2009 • Waco, Texas • Ferrell Center [7,192]		
	Colorado	57
	Baylor	75

GAME NOTES

- **Curtis Jerrells** scored 24 of his game-high 29 points in the second half, as Baylor used a late run to beat Colorado 75-57 in front of 7,192 fans.
- Colorado led 52-50 before a 3-pointer by Jerrells sparked the 25-5 run that put the game away. Jerrells, who tied the Baylor career record held by Doug Brandt with his 108th start, scored 11 during the spurt.
- **LaceDarius Dunn** scored 10 for Baylor, including two 3-point field goals that pushed his season total to 76.
- Trailing 52-50 with 8:30 remaining in the second half, Baylor closed the game on a 25-5 run and held CU without a field goal during that stretch.
- Cory Higgins scored 20 and Dwight Thorne had 12 for Colorado.
- Baylor held a 26-24 lead at intermission. BU's first-half point total was its second-lowest this season, while the Bears managed to make a season-low-tying nine field goals.
- Saturday's crowd of 7,192 set a new single-season Ferrell Center attendance record of 119,486, surpassing last season's mark of 116,015.

COLORADO (9-19, 1-13 Big 12)

NO.	NAME	FG	3FG	FT	RB	PF	TP	A	TO	BLK	S	MIN
31	Jackson-Wilson, J	f 2-3	0-0	2-5	2	4	6	2	4	0	0	28
33	Dufault, Austin	f 2-3	0-0	1-2	1	5	5	2	2	0	0	17
11	Higgins, Cory	g 5-11	3-5	7-9	5	4	20	1	3	1	2	38
12	Thorne II, D	g 3-6	2-3	4-4	6	2	12	1	2	0	2	39
24	Knutson, Levi	g 3-7	1-2	0-0	3	2	7	2	3	0	0	33
10	Kelley, Ryan	1-3	0-1	0-0	2	1	2	1	0	0	0	10
34	Crawford, Casey	2-8	1-7	0-0	3	4	5	4	0	0	0	29
55	Eckloff, Trey	0-1	0-1	0-0	0	0	0	0	1	0	0	6
TEAM		0										
TOTALS		18-42	7-19	14-20	22	22	57	13	15	1	4	200

BAYLOR (17-11, 5-9 Big 12)

NO.	NAME	FG	3FG	FT	RB	PF	TP	A	TO	BLK	S	MIN
23	Rogers, Kevin	f 3-6	0-0	3-4	5	3	9	1	3	0	0	33
50	Lomers, Josh	c 1-1	0-0	0-0	0	2	2	0	3	0	0	12
0	Jerrells, Curtis	g 8-12	3-6	10-11	8	3	29	2	2	0	1	37
24	Dunn, Lace	g 4-9	2-3	0-0	5	3	10	0	1	0	2	32
45	Carter, Tweety	g 3-8	1-5	1-2	1	1	8	4	1	0	3	33
4	Acy, Quincy	0-1	0-0	5-6	3	2	5	0	0	0	0	12
5	Dugat, Henry	2-4	0-0	1-2	1	3	5	2	2	0	0	18
15	Diene, Mamadou	2-3	0-0	1-1	3	4	5	1	0	1	0	16
41	Jones, Anthony	1-2	0-1	0-0	2	0	2	0	0	1	0	7
TEAM		4										
TOTALS		24-46	6-15	21-26	32	21	75	10	12	2	6	200


Scoring Summary	1st	2nd	OT	2OT	Total
Colorado	24	33	—	—	57
Baylor	26	49	—	—	75

Shooting	FG%	3FG%	FT%
Colorado	42.9	36.8	70.0
Baylor	52.2	40.0	80.8

Specialty Stats	DBR	Paint	P-TO	2nd	Bench
Colorado	2	16	6	7	7
Baylor	1	33	19	10	7

**Officials:** R-Rick Randall, U1-Don Daily, U2-Randy Heimerman; **Technical Fouls:** Colorado-none, Baylor-none.

**Attendance:** 7,192

Game 29 • March 2, 2009 • Austin, Texas • Erwin Center [7,192]		
	Baylor	57
	Texas	73

GAME NOTES

- Baylor saw its losing streak to Texas extend to 24 games as the Bears lost 73-57 at the Frank Erwin Center on ESPN's Big Monday.
- A.J. Abrams and Justin Mason each scored 14 points for the Longhorns, while **LaceDarius Dunn** and **Curtis Jerrells** paced the Bears with 15 and 14 points, respectively.
- Baylor finished the regular season with a 1-7 Big 12 road record.
- Baylor scored 24 points in the first half, tying its season-low for first-half points set earlier this season against the Longhorns in Waco.
- Baylor shot a season-low 31.6 percent from the floor (18-57), the lowest shooting percentage since shooting 30.3 percent (20-66) against Kansas during the 2006-07 season.
- **Curtis Jerrells** made his 109th career start, becoming Baylor's all-time leader (Doug Brandt, 108).

BAYLOR (17-12, 5-10 Big 12)

NO.	NAME	FG	3FG	FT	RB	PF	TP	A	TO	BLK	S	MIN
23	Rogers, Kevin	f 3-6	0-0	1-2	6	4	7	0	4	0	1	31
50	Lomers, Josh	c 2-2	0-0	2-2	2	5	6	0	2	0	0	14
0	Jerrells, Curtis	g 3-17	2-7	6-8	8	4	14	3	0	0	1	30
24	Dunn, Lace	g 3-12	2-7	7-10	3	2	15	0	1	0	1	32
45	Carter, Tweety	g 2-7	1-5	0-0	3	4	5	4	2	0	0	37
1	Wright, Kendall	0-0	0-0	0-0	1	0	0	0	0	0	0	1
03	Ellis, Fred	0-1	0-0	0-0	0	0	0	0	0	0	0	1
4	Acy, Quincy	1-2	0-0	0-2	1	3	2	1	0	2	0	15
5	Dugat, Henry	3-7	0-1	0-0	2	3	6	0	1	0	1	26
15	Diene, Mamadou	1-2	0-0	0-0	2	2	2	0	0	0	0	10
41	Jones, Anthony	0-1	0-1	0-0	0	0	0	0	0	0	0	3
TEAM		1										
TOTALS		18-57	5-21	16-24	29	27	57	8	10	2	4	200

TEXAS (20-9, 9-6 Big 12)

NO.	NAME	FG	3FG	FT	RB	PF	TP	A	TO	BLK	S	MIN
5	James, Damion	f 3-9	0-2	3-5	11	4	9	1	3	1	0	22
32	Atchley, Connor	f 1-2	0-0	0-0	0	4	2	0	1	0	0	11
3	Abrams, A.J.	g 3-7	1-3	7-8	3	0	14	0	2	0	1	40
4	Balbay, Dogus	g 3-6	0-0	0-2	4	2	6	6	1	0	1	27
24	Mason, Justin	g 5-10	0-0	4-6	4	2	14	4	0	0	0	33
21	Hill, Matt	0-1	0-0	0-0	0	0	0	0	0	0	0	6
23	Smith, Harrison	2-7	0-2	2-3	6	3	6	0	1	0	0	21
34	Pittman, Dexter	7-8	0-0	2-4	7	3	16	1	1	0	1	23
53	Chapman, Clint	3-6	0-0	0-1	3	1	6	1	2	1	0	17
TEAM		3										
TOTALS		27-56	1-7	18-29	41	19	73	13	11	2	3	200

Scoring Summary	1st	2nd	OT	2OT	Total
Baylor	24	33	—	—	57
Texas	35	38	—	—	73

Shooting	FG%	3FG%	FT%
Baylor	31.6	23.8	66.7
Texas	48.2	14.3	62.1

Specialty Stats	DBR	Paint	P-TO	2nd	Bench
Baylor	5	22	5	6	10
Texas	7	48	10	12	28

**Officials:** R-Ed Hightower, U1-Mark Whitehead, U2-Tom Eades;

**Technical Fouls:** Baylor-none, Texas-none.

**Attendance:** 13,665



**2008-09 BAYLOR MEN'S BASKETBALL**  
**Baylor Season Box Score (as of Mar 02, 2009)**  
**All games**

<b>RECORD:</b>	<b>OVERALL</b>	<b>HOME</b>	<b>AWAY</b>	<b>NEUTRAL</b>
ALL GAMES	17-12	13-4	2-7	2-1
CONFERENCE	5-10	4-3	1-7	0-0
NON-CONFERENCE	12-2	9-1	1-0	2-1

#	Player	gp-gs	min	avg	Total		3-Point		F-Throw		Rebounds				pf	dq	a	to	blk	stl	pts	avg
					fg-fga	fg%	3fg-fga	3fg%	ft-fa	ft%	off	def	tot	avg								
00	Jerrells, Curtis	29-29	1008	34.8	142-345	.412	54-150	.360	135-176	.767	23	113	136	4.7	54	0	145	86	9	44	473	16.3
	Conference-Only...	15-15	527	35.1	73-199	.367	33-90	.367	60-78	.769	12	59	71	4.7	35	0	58	41	4	22	239	15.9
24	Dunn, LaceDarius	29-5	797	27.5	138-315	.438	78-206	.379	82-104	.788	38	89	127	4.4	83	3	12	47	5	28	436	15.0
	Conference-Only...	15-2	425	28.3	69-164	.421	35-101	.347	41-55	.745	22	44	66	4.4	44	1	1	23	3	12	214	14.3
23	Rogers, Kevin	29-29	923	31.8	140-260	.538	0-1	.000	72-112	.643	82	133	215	7.4	79	2	28	69	27	19	352	12.1
	Conference-Only...	15-15	504	33.6	69-127	.543	0-1	.000	44-68	.647	38	75	113	7.5	49	1	19	37	14	9	182	12.1
45	Carter, Tweety	26-26	870	33.5	99-230	.430	62-155	.400	39-56	.696	13	56	69	2.7	65	0	80	34	0	33	299	11.5
	Conference-Only...	15-15	515	34.3	61-145	.421	38-102	.373	16-27	.593	7	27	34	2.3	36	0	50	22	0	20	176	11.7
05	Dugat, Henry	29-27	871	30.0	105-258	.407	31-95	.326	65-84	.774	11	83	94	3.2	62	2	67	52	6	46	306	10.6
	Conference-Only...	15-13	437	29.1	40-123	.325	8-42	.190	25-30	.833	4	38	42	2.8	34	1	23	21	1	14	113	7.5
04	Acy, Quincy	29-10	523	18.0	71-105	.676	0-0	.000	38-68	.559	45	72	117	4.0	73	2	9	32	32	19	180	6.2
	Conference-Only...	15-10	291	19.4	34-55	.618	0-0	.000	24-36	.667	25	29	54	3.6	34	0	4	15	13	5	92	6.1
41	Jones, Anthony	15-0	183	12.2	19-50	.380	10-36	.278	4-6	.667	8	17	25	1.7	10	0	4	7	11	5	52	3.5
	Conference-Only...	7-0	90	12.9	11-24	.458	6-17	.353	2-3	.667	5	8	13	1.9	5	0	0	4	4	1	30	4.3
50	Lomers, Josh	22-2	180	8.2	20-28	.714	0-0	.000	21-29	.724	14	18	32	1.5	44	1	2	14	3	3	61	2.8
	Conference-Only...	13-2	110	8.5	9-12	.750	0-0	.000	11-13	.846	6	14	20	1.5	31	1	2	11	1	2	29	2.2
15	Diene, Mamadou	23-17	237	10.3	17-27	.630	0-0	.000	7-17	.412	19	17	36	1.6	47	0	2	10	17	2	41	1.8
	Conference-Only...	9-3	71	7.9	5-11	.455	0-0	.000	1-2	.500	8	4	12	1.3	20	0	1	2	7	1	11	1.2
03	Ellis, Fred	23-0	178	7.7	12-34	.353	2-10	.200	12-20	.600	16	27	43	1.9	32	0	6	14	6	7	38	1.7
	Conference-Only...	10-0	38	3.8	0-7	.000	0-0	.000	0-2	.000	9	5	14	1.4	14	0	0	5	1	1	0	0.0
11	Simpson, Delbert	8-0	31	3.9	4-12	.333	1-4	.250	3-3	1.000	1	8	9	1.1	6	0	0	2	2	2	12	1.5
	Conference-Only...	1-0	6	6.0	0-2	.000	0-0	.000	0-0	.000	1	0	1	1.0	0	0	0	1	0	1	0	0.0
01	Wright, Kendall	10-0	24	2.4	3-7	.429	2-5	.400	2-4	.500	3	3	6	0.6	6	0	1	2	0	2	10	1.0
	Conference-Only...	7-0	11	1.6	1-2	.500	1-2	.500	2-2	1.000	3	1	4	0.6	4	0	0	0	0	1	5	0.7
	Team										46	52	98		1			3				
	Team										27	20	47		1			3				
	Total.....	29	5825		770-1671	.461	240-662	.363	480-679	.707	319	688	1007	34.7	562	10	356	372	118	210	2260	77.9
	Conference-Only...	15	3025		372-871	.427	121-355	.341	226-316	.715	167	324	491	32.7	307	4	158	185	48	89	1091	72.7
	Opponents.....	29	5825		727-1668	.436	171-493	.347	444-629	.706	348	686	1034	35.7	582	14	370	424	79	150	2069	71.3
	Conference-Only...	15	3025		398-850	.468	89-242	.368	268-366	.732	173	375	548	36.5	290	6	199	187	49	73	1153	76.9

<b>Score by Periods</b>	<b>1st</b>	<b>2nd</b>	<b>OT</b>	<b>Totals</b>
Baylor	1031	1213	16	2260
Opponents	916	1143	10	2069

**2008-09 BAYLOR MEN'S BASKETBALL**  
**Baylor Combined Team Statistics (as of Mar 02, 2009)**  
**All games**

<b>RECORD:</b>	<b>OVERALL</b>	<b>HOME</b>	<b>AWAY</b>	<b>NEUTRAL</b>
ALL GAMES	17-12	13-4	2-7	2-1
CONFERENCE	5-10	4-3	1-7	0-0
NON-CONFERENCE	12-2	9-1	1-0	2-1

#	Player	gp-gs	min	avg	Total		3-Point		F-Throw		Rebounds											
					fg-fga	fg%	3fg-fga	3fg%	ft-fa	ft%	off	def	tot	avg	pf	dq	a	to	blk	stl	pts	avg
00	Jerrells, Curtis	29-29	1008	34.8	142-345	.412	54-150	.360	135-176	.767	23	113	136	4.7	54	0	145	86	9	44	473	16.3
24	Dunn, LaceDarius	29-5	797	27.5	138-315	.438	78-206	.379	82-104	.788	38	89	127	4.4	83	3	12	47	5	28	436	15.0
23	Rogers, Kevin	29-29	923	31.8	140-260	.538	0-1	.000	72-112	.643	82	133	215	7.4	79	2	28	69	27	19	352	12.1
45	Carter, Tweety	26-26	870	33.5	99-230	.430	62-155	.400	39-56	.696	13	56	69	2.7	65	0	80	34	0	33	299	11.5
05	Dugat, Henry	29-27	871	30.0	105-258	.407	31-95	.326	65-84	.774	11	83	94	3.2	62	2	67	52	6	46	306	10.6
04	Acy, Quincy	29-10	523	18.0	71-105	.676	0-0	.000	38-68	.559	45	72	117	4.0	73	2	9	32	32	19	180	6.2
41	Jones, Anthony	15-0	183	12.2	19-50	.380	10-36	.278	4-6	.667	8	17	25	1.7	10	0	4	7	11	5	52	3.5
50	Lomers, Josh	22-2	180	8.2	20-28	.714	0-0	.000	21-29	.724	14	18	32	1.5	44	1	2	14	3	3	61	2.8
15	Diene, Mamadou	23-17	237	10.3	17-27	.630	0-0	.000	7-17	.412	19	17	36	1.6	47	0	2	10	17	2	41	1.8
03	Ellis, Fred	23-0	178	7.7	12-34	.353	2-10	.200	12-20	.600	16	27	43	1.9	32	0	6	14	6	7	38	1.7
11	Simpson, Delbert	8-0	31	3.9	4-12	.333	1-4	.250	3-3	1.000	1	8	9	1.1	6	0	0	2	2	2	12	1.5
01	Wright, Kendall	10-0	24	2.4	3-7	.429	2-5	.400	2-4	.500	3	3	6	0.6	6	0	1	2	0	2	10	1.0
	Team										46	52	98		1		3					
	Total.....	29	5825		770-1671	.461	240-662	.363	480-679	.707	319	688	1007	34.7	562	10	356	372	118	210	2260	77.9
	Opponents.....	29	5825		727-1668	.436	171-493	.347	444-629	.706	348	686	1034	35.7	582	14	370	424	79	150	2069	71.3

TEAM STATISTICS			BU	OPP	Date	Opponent	Score	Att.
SCORING			2260	2069	11/15/08	PAUL QUINN	w 108-50	7065
Points per game			77.9	71.3	11/18/08	CENTENARY	w 90-55	6422
Scoring margin			+6.6	-	11/22/08	SOUTHERN	w 85-43	6000
FIELD GOALS-ATT			770-1671	727-1668	11/24/08	JACKSONVILLE	w 76-68	6154
Field goal pct			.461	.436	1 11/27/08	vs Providence	w 72-56	1157
3 POINT FG-ATT			240-662	171-493	1 11/28/08	vs Arizona State	w 87-78	1417
3-point FG pct			.363	.347	1 11/30/08	vs Wake Forest	L 74-87	1877
3-pt FG made per game			8.3	5.9	12/6/08	at Washington State	w 58-52	9038
FREE THROWS-ATT			480-679	444-629	12/13/08	PRAIRIE VIEW A&M	w 90-63	5730
Free throw pct			.707	.706	12/20/08	UT ARLINGTON	w 79-76	5556
F-Throws made per game			16.6	15.3	12/22/08	HARTFORD	w 74-59	5219
REBOUNDS			1007	1034	12/29/08	PORTLAND STATE	w 79-66	5544
Rebounds per game			34.7	35.7	12/31/08	JACKSON STATE	w 113-78	5092
Rebounding margin			-0.9	-	01/02/09	SOUTH CAROLINA	L 84-85	6149
ASSISTS			356	370	* 01/10/09	TEXAS TECH	w 73-61	8032
Assists per game			12.3	12.8	* 01/14/09	at Texas A&M	L 73-84	9537
TURNOVERS			372	424	* 01/17/09	OKLAHOMA STATE	Wot 98-92	8651
Turnovers per game			12.8	14.6	* 01/21/09	at Kansas State	w 83-65	9386
Turnover margin			+1.8	-	* 01/24/09	at Oklahoma	L 76-95	12849
Assist/turnover ratio			1.0	0.9	* 01/27/09	TEXAS	L 72-78	9151
STEALS			210	150	* 01/31/09	at Missouri	L 72-89	15061
Steals per game			7.2	5.2	* 02/02/09	KANSAS	L 65-75	9028
BLOCKS			118	79	* 02/07/09	at Texas Tech	L 76-83	10962
Blocks per game			4.1	2.7	* 02/11/09	OKLAHOMA	L 63-78	8094
ATTENDANCE			119486	104993	* 02/14/09	TEXAS A&M	w 72-68	10407
Home games-Avg/Game			17-7029	9-11171	* 02/21/09	at Oklahoma State	L 74-84	9637
Neutral site-Avg/Game			-	3-1484	* 02/24/09	at Iowa State	L 62-71	10407
Score by Periods			1st	2nd	OT	Totals		
Baylor			1031	1213	16	2260		
Opponents			916	1143	10	2069		

1 = 76 Classic (Anaheim, Calif.)

2 = 2009 Phillips 66 Big 12 Championship (Oklahoma City, Okla.)

\* = Conference game

**2008-09 BAYLOR MEN'S BASKETBALL**  
**Baylor Combined Team Statistics (as of Mar 02, 2009)**  
**Conference games**

<b>RECORD:</b>	<b>OVERALL</b>	<b>HOME</b>	<b>AWAY</b>	<b>NEUTRAL</b>
ALL GAMES	5-10	4-3	1-7	0-0
CONFERENCE	5-10	4-3	1-7	0-0
NON-CONFERENCE	0-0	0-0	0-0	0-0

#	Player	gp-gs	min	avg	Total		3-Point		F-Throw		Rebounds											
					fg-fga	fg%	3fg-fga	3fg%	ft-fa	ft%	off	def	tot	avg	pf	dq	a	to	blk	stl	pts	avg
00	Jerrells, Curtis	15-15	527	35.1	73-199	.367	33-90	.367	60-78	.769	12	59	71	4.7	35	0	58	41	4	22	239	15.9
24	Dunn, LaceDarius	15-2	425	28.3	69-164	.421	35-101	.347	41-55	.745	22	44	66	4.4	44	1	1	23	3	12	214	14.3
23	Rogers, Kevin	15-15	504	33.6	69-127	.543	0-1	.000	44-68	.647	38	75	113	7.5	49	1	19	37	14	9	182	12.1
45	Carter, Tweety	15-15	515	34.3	61-145	.421	38-102	.373	16-27	.593	7	27	34	2.3	36	0	50	22	0	20	176	11.7
05	Dugat, Henry	15-13	437	29.1	40-123	.325	8-42	.190	25-30	.833	4	38	42	2.8	34	1	23	21	1	14	113	7.5
04	Acy, Quincy	15-10	291	19.4	34-55	.618	0-0	.000	24-36	.667	25	29	54	3.6	34	0	4	15	13	5	92	6.1
41	Jones, Anthony	7-0	90	12.9	11-24	.458	6-17	.353	2-3	.667	5	8	13	1.9	5	0	0	4	4	1	30	4.3
50	Lomers, Josh	13-2	110	8.5	9-12	.750	0-0	.000	11-13	.846	6	14	20	1.5	31	1	2	11	1	2	29	2.2
15	Diene, Mamadou	9-3	71	7.9	5-11	.455	0-0	.000	1-2	.500	8	4	12	1.3	20	0	1	2	7	1	11	1.2
01	Wright, Kendall	7-0	11	1.6	1-2	.500	1-2	.500	2-2	1.000	3	1	4	0.6	4	0	0	0	0	1	5	0.7
03	Ellis, Fred	10-0	38	3.8	0-7	.000	0-0	.000	0-2	.000	9	5	14	1.4	14	0	0	5	1	1	0	0.0
11	Simpson, Delbert	1-0	6	6.0	0-2	.000	0-0	.000	0-0	.000	1	0	1	1.0	0	0	0	1	0	1	0	0.0
	Team										27	20	47		1		3					
	Total.....	15	3025		372-871	.427	121-355	.341	226-316	.715	167	324	491	32.7	307	4	158	185	48	89	1091	72.7
	Opponents.....	15	3025		398-850	.468	89-242	.368	268-366	.732	173	375	548	36.5	290	6	199	187	49	73	1153	76.9

<b>TEAM STATISTICS</b>	<b>BU</b>	<b>OPP</b>
SCORING	1091	1153
Points per game	72.7	76.9
Scoring margin	-4.1	-
FIELD GOALS-ATT	372-871	398-850
Field goal pct	.427	.468
3 POINT FG-ATT	121-355	89-242
3-point FG pct	.341	.368
3-pt FG made per game	8.1	5.9
FREE THROWS-ATT	226-316	268-366
Free throw pct	.715	.732
F-Throws made per game	15.1	17.9
REBOUNDS	491	548
Rebounds per game	32.7	36.5
Rebounding margin	-3.8	-
ASSISTS	158	199
Assists per game	10.5	13.3
TURNOVERS	185	187
Turnovers per game	12.3	12.5
Turnover margin	+0.1	-
Assist/turnover ratio	0.9	1.1
STEALS	89	73
Steals per game	5.9	4.9
BLOCKS	48	49
Blocks per game	3.2	3.3
ATTENDANCE	60555	91504
Home games-Avg/Game	7-8651	8-11438
Neutral site-Avg/Game	-	0-0

<b>Date</b>	<b>Opponent</b>		<b>Score</b>	<b>Att.</b>
* 01/10/09	TEXAS TECH	W	73-61	8032
* 01/14/09	at Texas A&M	L	73-84	9537
* 01/17/09	OKLAHOMA STATE	Wot	98-92	8651
* 01/21/09	at Kansas State	W	83-65	9386
* 01/24/09	at Oklahoma	L	76-95	12849
* 01/27/09	TEXAS	L	72-78	9151
* 01/31/09	at Missouri	L	72-89	15061
* 02/02/09	KANSAS	L	65-75	9028
* 02/07/09	at Texas Tech	L	76-83	10962
* 02/11/09	OKLAHOMA	L	63-78	8094
* 02/14/09	TEXAS A&M	W	72-68	10407
* 02/21/09	at Oklahoma State	L	74-84	9637
* 02/24/09	at Iowa State	L	62-71	10407
* 02/28/09	COLORADO	W	75-57	7192
* 03/02/09	at Texas	L	57-73	13665

1 = 76 Classic (Anaheim, Calif.)

2 = 2009 Phillips 66 Big 12 Championship (Oklahoma City, Okla.)

\* = Conference game

<b>Score by Periods</b>	<b>1st</b>	<b>2nd</b>	<b>OT</b>	<b>Totals</b>
Baylor	473	602	16	1091
Opponents	518	625	10	1153

# Official Basketball Box Score -- Game Totals -- Final Statistics

## Baylor vs Texas

03/02/09 8 p.m. at Erwin Center; Austin, Texas

**Baylor 57 • 17-12, 5-10**

##	Player		Total	3-Ptr	Rebounds							A	TO	Blk	Stl	Min
			FG-FGA	FG-FGA	FT-FTA	Off	Def	Tot	PF	TP						
23	Rogers, Kevin	f	3-6	0-0	1-2	1	5	6	4	7	0	4	0	1	31	
50	Lomers, Josh	c	2-2	0-0	2-2	0	2	2	5	6	0	2	0	0	14	
00	Jerrells, Curtis	g	3-17	2-7	6-8	1	7	8	4	14	3	0	0	1	30	
24	Dunn, LaceDarius	g	3-12	2-7	7-10	1	2	3	2	15	0	1	0	1	32	
45	Carter, Tweety	g	2-7	1-5	0-0	0	3	3	4	5	4	2	0	0	37	
01	Wright, Kendall		0-0	0-0	0-0	1	0	1	0	0	0	0	0	0	1	
03	Ellis, Fred		0-1	0-0	0-0	0	0	0	0	0	0	0	0	0	1	
04	Acy, Quincy		1-2	0-0	0-2	1	0	1	3	2	1	0	2	0	15	
05	Dugat, Henry		3-7	0-1	0-0	0	2	2	3	6	0	1	0	1	26	
15	Diene, Mamadou		1-2	0-0	0-0	2	0	2	2	2	0	0	0	0	10	
41	Jones, Anthony		0-1	0-1	0-0	0	0	0	0	0	0	0	0	0	3	
Team						0	1	1								
Totals			18-57	5-21	16-24	7	22	29	27	57	8	10	2	4	200	

FG % 1st Half: 7-25 28.0% 2nd half: 11-32 34.4% Game: 18-57 31.6%  
 3FG % 1st Half: 3-11 27.3% 2nd half: 2-10 20.0% Game: 5-21 23.8%  
 FT % 1st Half: 7-10 70.0% 2nd half: 9-14 64.3% Game: 16-24 66.7%

Deadball  
Rebounds  
5,1

**Texas 73 • 20-9, 9-6**

##	Player		Total	3-Ptr	Rebounds					PF	TP	A	TO	Blk	Stl	Min
			FG-FGA	FG-FGA	FT-FTA	Off	Def	Tot								
05	James, Damion	f	3-9	0-2	3-5	1	10	11	4	9	1	3	1	0	22	
32	Atchley, Connor	f	1-2	0-0	0-0	0	0	0	4	2	0	1	0	0	11	
03	Abrams, A.J.	g	3-7	1-3	7-8	0	3	3	0	14	0	2	0	1	40-	
04	Balbay, Dogus	g	3-6	0-0	0-2	0	4	4	2	6	6	1	0	1	27	
24	Mason, Justin	g	5-10	0-0	4-6	1	3	4	2	14	4	0	0	0	33	
21	Hill, Matt		0-1	0-0	0-0	0	0	0	0	0	0	0	0	0	6	
23	Smith, Harrison		2-7	0-2	2-3	2	4	6	3	6	0	1	0	0	21	
34	Pittman, Dexter		7-8	0-0	2-4	4	3	7	3	16	1	1	0	1	23	
53	Chapman, Clint		3-6	0-0	0-1	1	2	3	1	6	1	2	1	0	17	
Team						1	2	3								
Totals			27-56	1-7	18-29	10	31	41	19	73	13	11	2	3	200	

FG % 1st Half: 15-27 55.6% 2nd half: 12-29 41.4% Game: 27-56 48.2%  
 3FG % 1st Half: 1-4 25.0% 2nd half: 0-3 0.0% Game: 1-7 14.3%  
 FT % 1st Half: 4-6 66.7% 2nd half: 14-23 60.9% Game: 18-29 62.1%

Deadball  
Rebounds  
7,4

Officials: Ed Hightower, Mark Whitehead, Tom Eades

Technical fouls: Baylor-None. Texas-None.

Attendance: 13665

Turnstile - 9,735

Score by periods	1st	2nd	Total
Baylor	24	33	57
Texas	35	38	73

Points	In Paint	Off T/O	2nd Chance	Fast Break	Bench
BU	22	5	6	4	10
UT	48	10	12	11	28

Last FG - BU 2nd-01:18, UT 2nd-04:12.

Largest lead - BU None, UT by 20 2nd-10:23.

Score tied - 0 times.

Lead changed - 0 times.

# Official Basketball Box Score -- Game Totals -- Final Statistics

Baylor vs Nebraska

01-19-08 5:05 p.m. at Lincoln, Neb. (Devaney Center)

**Baylor 72 • (15-2) (3-0)**

#	Player		Total	3-Ptr	FT-FTA	Rebounds			PF	TP	A	TO	Blk	Stl	Min
			FG-FGA	FG-FGA		Off	Def	Tot							
23	Rogers, Kevin	f	4-9	1-1	4-4	5	9	14	2	13	1	2	1	0	32
50	Lomers, Josh	c	0-0	0-0	0-0	0	0	0	4	0	1	0	0	1	17
00	Jerrells, Curtis	g	3-7	1-3	0-4	0	2	2	3	7	1	2	0	3	26
05	Dugat, Henry	g	6-12	3-6	4-4	0	5	5	4	19	2	6	1	1	32
14	Bruce, Aaron	g	3-6	2-4	3-4	1	1	2	2	11	1	3	0	0	24
15	Diene, Mamadou		0-1	0-0	0-0	1	5	6	5	0	0	1	3	0	23
20	Carter, Tweety		1-5	1-2	5-6	0	2	2	0	8	0	3	0	1	22
24	Dunn, LaceDarius		4-9	2-4	2-2	1	3	4	1	12	0	3	0	0	17
40	Shepherd, Mark		0-1	0-0	2-2	0	2	2	1	2	0	1	0	0	7
Team						0	3	3							
Totals			21-50	10-20	20-26	8	32	40	22	72	6	21	5	6	200

FG % 1st Half:	10-25	40.0%	2nd half:	11-25	44.0%	Game:	21-50	42.0%	Deadball
3FG % 1st Half:	7-13	53.8%	2nd half:	3-7	42.9%	Game:	10-20	50.0%	Rebounds
FT % 1st Half:	3-4	75.0%	2nd half:	17-22	77.3%	Game:	20-26	76.9%	3

**Nebraska 70 • (11-5) (0-3)**

#	Player		Total	3-Ptr	FT-FTA	Rebounds			PF	TP	A	TO	Blk	Stl	Min
			FG-FGA	FG-FGA		Off	Def	Tot							
21	Maric, Aleks	c	6-18	0-0	9-11	5	4	9	2	21	4	3	4	0	31
01	Henry, Sek	g	1-4	1-1	2-2	0	2	2	2	5	1	2	0	1	19
11	Dagunduro, Ade	g	2-7	0-3	1-5	2	1	3	1	5	0	2	0	1	18
24	Miller, Cookie	g	1-5	0-3	4-4	0	2	2	4	6	1	2	0	2	31
44	Anderson, Ryan	g	2-6	2-5	0-0	0	8	8	3	6	3	2	0	1	31
04	Harley, Steve		6-11	2-2	1-6	0	2	2	2	15	2	1	0	2	32
05	Strowbridge, Jay-R		2-2	2-2	3-4	1	3	4	2	9	0	1	0	1	20
25	Velandar, Paul		0-1	0-1	0-0	0	1	1	0	0	0	0	0	2	9
32	Balham, Chris		1-1	0-0	1-2	0	0	0	3	3	0	0	1	0	9
Team						0	1	1							
Totals			21-55	7-17	21-34	8	24	32	19	70	11	13	5	10	200

FG % 1st Half:	11-27	40.7%	2nd half:	10-28	35.7%	Game:	21-55	38.2%	Deadball
3FG % 1st Half:	3-8	37.5%	2nd half:	4-9	44.4%	Game:	7-17	41.2%	Rebounds
FT % 1st Half:	10-14	71.4%	2nd half:	11-20	55.0%	Game:	21-34	61.8%	7

Officials: Duke Edsall, Terry Davis, Brent Meaux

Technical fouls: Baylor-None. Nebraska-None.

Attendance: 10493

Actual attendance: 9408

Score by periods	1st	2nd	Total
Baylor	30	42	72
Nebraska	35	35	70

Points	In Paint	Off T/O	2nd Chance	Fast Break	Bench
BU	10	10	8	2	22
NU	24	21	5	6	27

Last FG - BU 2nd-01:12, NU 2nd-00:00.

Largest lead - BU by 10 1st-16:37, NU by 6 1st-03:28.

Score tied - 8 times.

Lead changed - 16 times.