

# 2010-11 NEBRASKA CORNHUSKERS

## BASKETBALL GAME NOTES

Game 22: Kansas

Game Date: Feb. 5, 2011

Tipoff Time: 3:01 p.m.

Venue: Bob Devaney Sports Center

Capacity: 13,595

## HUSKERS LOOK TO UPSET NO. 2 KANSAS

Following a disappointing loss at Kansas State on Wednesday night, the Husker men's basketball team looks to bounce back this Saturday, as Nebraska hosts No. 2 Kansas at the Bob Devaney Sports Center.

Tipoff is set for 3:01 p.m. and a sellout crowd of over 13,500 is expected for the Huskers' final regular-season meeting with Kansas in the Big 12. As of Thursday morning, all of the seats were sold with just standing room only available for purchase at the Nebraska Ticket Office (800-8-BIGRED) or on the Internet at Huskers.com. It would be the Huskers' first sellout since the 2008 season.

The game will be televised across the region and throughout the nation on the Big 12 Network with Brad Sham and Stephen Howard on the call. The game can be seen in Nebraska on KLKN (Ch. 8) in Lincoln, KXVO (Ch. 15) in Omaha and KIIT (Ch. 11) in North Platte. In addition to the complete list on page 11, the game can also be seen on ESPN Full Court and on the Internet on ESPN3.com

Saturday's game will be available on the 32-station IMG Husker Sports Radio Network with Kent Pavelka and Matt Davison on the call, including KFAB 1110 AM in Omaha, KLIN 1400 AM in Lincoln and KRVN 880 in Lexington.

The Huskers (15-6, 3-4 Big 12) look to rebound after a disappointing 69-53 loss at Kansas State Wednesday night. In that game, Nebraska committed a season-

high 22 turnovers - nearly doubling their Big 12 average - and Kansas State converted those miscues into 21 points. Nebraska held Kansas State to just 41 percent shooting, but the Wildcats came up big at the charity stripe, knocking down 21 of 25 free throws after entering the game hitting 60 percent all season.

The Huskers get a rare opportunity against a top-two team, as it is only the third time since 1993 that Nebraska has welcomed a team ranked first or second into the Devaney Center (No. 1 Kansas in both 1997 and 2002). The Huskers bring a 14-game home win streak into Saturday's contest, including a comeback win over No. 13 Texas A&M in their last home outing.

The Huskers will need to play as well as they did in the first matchup last month, pushing Kansas to the brink in Lawrence before falling 63-60. In that game, the Huskers held Kansas to 46 percent shooting and out-rebounded the Jayhawks, 43-32. Nebraska controlled the tempo and led by as many as 10 points before Kansas came back behind the play of the Morris twins and Thomas Robinson.

Kansas (21-1, 6-1 Big 12) comes off a solid 88-66 win at Texas Tech on Tuesday, as the Jayhawks shot 51 percent and had five players in double figures. On the season, the Jayhawks average 82 points per game and lead the nation in field goal percentage (.519).

### NU's Probable Starting Lineup

2010-11 stats

No.	Name	Pos.	Yr.	Ht.	Wt.	Pts.	Rbs.	Notes
34	Lance Jeter	G	Sr.	6-3	222	10.9	4.3*	Leads Big 12 in Asst.-to-TO Ratio (2.53 to-1); 3rd in steals (2.0)
3	Brandon Richardson	G	Jr.	6-0	190	6.2	2.3	Career-high 20 points against Texas Tech; 96 percent FT in Big 12 play
25	Caleb Walker	G	Jr.	6-4	205	6.3	4.8	Three games with at least 10 rebounds this season
0	Toney McCray	G	Jr.	6-6	210	7.0	4.3	Averaging 11.2 points on 49 percent shooting in Big 12 action
21	Jorge Brian Diaz	F	So.	6-11	245	10.5	4.6	Had a season-high 16 points and 5 rebounds vs. No. 13 Texas A&M

\*assists per game

## NEBRASKA CORNHUSKERS

Game: 22

2010-11 Record: 15-6, 3-4 Big 12

Head coach: Doc Sadler

Record at Nebraska: 85-64 (5th year)

Record at Division I: 133-82 (7th year)

Career Record: 253-121 (13th year)



## KANSAS JAYHAWKS

Game: 23

2010-11 Record: 21-1, 6-1 Big 12

Head coach: Bill Self

Record at Kansas: 223-44 (9th year)

Career Record: 430-149 (18th year)



## BROADCAST INFORMATION

Television: Big 12 Network (KLKN TV in Lincoln; KXVO in Omaha; KIIT in North Platte). A list of national outlets is on page 11 of this release.

Play-by-play: Brad Sham

Color: Stephen Howard

Internet Video: ESPN3.com

Radio: IMG Husker Sports Radio Network

Play-by-play: Kent Pavelka

Color: Matt Davison

Internet Radio/Stats: Free on Huskers.com

Satellite Radio: Ch. 122 (Nebraska feed)

## NEBRASKA MEDIA RELATIONS

Associate Media Relations Director: Shamus McKnight

Office: 402-472-7772;

Cell: 402-540-0268

E-mail: smcknight@huskers.com

Address: One Memorial Stadium

Lincoln, NE 68588-0123

## FOLLOW THE HUSKERS ONLINE

Web site: Huskers.com

Twitter: www.twitter.com/NUHoopsblog

Facebook: www.facebook.com/Huskers

Doc Sadler: www.twitter.com/Coach\_Sadler

All times are Central and subject to change. \*Big 12 Conference game.

NEBRASKA CORNHUSKERS NUMERICAL ROSTER

No.	VL	Name	Pos.	Ht.	Wt.	Yr.	Hometown (High School/Previous Schools)
0	*	Toney McCray	G/F	6-6	210	Jr.	Missouri City, Texas (Fort Bend Elkins)
1	*	Eshaunte Jones	G	6-4	200	So.	Fort Wayne, Ind. (North Side/Hargrave Military (Va.) Academy)
3	**	Brandon Richardson	G	6-0	190	Jr.	Los Angeles, Calif. (Hawthorne)
5		Bo Spencer ^	G	6-2	193	Sr.	Baton Rouge, La. (Glen Oaks/LSU)
10		Trevor Menke	G	5-11	172	Fr.	Beatrice, Neb. (Beatrice)
12	*	Matt Karn	G	6-3	210	Sr.	Philpot, Ky. (Ohio County/Shawnee (Ill.) CC)
13	*	Brandon Ubel	F	6-10	240	So.	Overland Park, Kan. (Blue Valley West)
14		Christopher Niemann	C	6-11	270	So.	Kühlungsborn, Germany (Erdgas Ehingen/Urspringschule)
15	*	Ray Gallegos	G	6-2	178	So.	Salt Lake City, Utah (West Jordan)
20		Jordan Tyrance	G	6-3	195	Fr.	Lincoln, Neb. (Southwest)
21	*	Jorge Brian Diaz	C	6-11	245	So.	Caguas, Puerto Rico (Colegio Bautista de Caguas)
25		Caleb Walker	G	6-4	205	Jr.	Hutchinson, Kan. (Hutchinson/Butler CC)
31		Drake Beranek	G	6-4	200	Sr.	Ravenna, Neb. (Ravenna/Nebraska-Kearney)
32		Andre Almeida	C	6-11	310	Jr.	Sao Paulo, Brazil (Escola Sao Jose dos Padres de Sion/Arizona Western College)
33	*	Mike Fox	F	6-4	205	So.	Beatrice, Neb. (Beatrice/Northwest Missouri State)
34	*	Lance Jeter	G	6-3	222	Sr.	Beaver Falls, Pa. (Beaver Falls/Cincinnati/Polk (Fla.) CC)
45		Kye Kurkowski	F	6-10	200	Fr.	Grant, Neb. (Perkins County)
55		Marshall Parker ^	F	6-8	245	So.	Fort Smith, Ark. (Van Buren/Hendrix (Ark.) College)

^ - Must sit out season under NCAA transfer rules

NEBRASKA COACHES AND STAFF

Head Coach: Doc Sadler (Arkansas, 1982)  
Assistant Coaches: Chris Croft (Southern Miss, 1995), Wes Flanigan (Auburn, 1997), Tracy Webster (Wisconsin, 1995)  
Director of Operations: David Anwar  
Video Coordinator: Jim Shaw  
Coordinator of Basketball Operations: Tony Schamber  
Basketball Strength Coach: Rusty Ruffcorn  
Equipment Manager: Pat Norris  
Assistant Athletic Trainer: R.J. Pietig

2010-11 PRONUNCIATION GUIDE

Andre Almeida.....AL-may-duh  
Drake Beranek.....buh-RAN-ihk  
Eshaunte Jones.....E-shawn-tay  
Ray Gallegos.....GUY-eh-goes  
Christopher Niemann.....NEE-man  
Brandon Ubel.....YOU-bell

TALE OF THE TAPE

Nebraska Cornhuskers

2010-11 Team Statistics (Record: 15-6, 3-4)

	Nebraska	OPP
SCORING	1428	1199
Points per game	68.0	57.1
Scoring margin	+10.9	-
FIELD GOALS-ATT	526-1107	419-1140
Field goal pct	.475	.368
3 POINT FG-ATT	100-336	147-487
3-point FG pct	.298	.302
3-pt FG made per game	4.8	7.0
FREE THROWS-ATT	276-388	214-335
Free throw pct	.711	.639
F-Throws made per game	13.1	10.2
REBOUNDS	761	677
Rebounds per game	36.2	32.2
Rebounding margin	+4.0	-
ASSISTS	272	212
Assists per game	13.0	10.1
TURNOVERS	285	293
Turnovers per game	13.6	14.0
Turnover margin	+0.4	-
Assist/turnover ratio	1.0	0.7
STEALS	139	133
Steals per game	6.6	6.3
BLOCKS	78	64
Blocks per game	3.7	3.0

Kansas Jayhawks

2010-11 Team Statistics (Record: 21-1, 6-1)

	Kansas	OPP
SCORING	1820	1383
Points per game	82.7	62.9
Scoring margin	+19.9	-
FIELD GOALS-ATT	669-1288	492-1289
Field goal pct	.519	.382
3 POINT FG-ATT	155-411	119-426
3-point FG pct	.377	.279
3-pt FG made per game	7.0	5.4
FREE THROWS-ATT	327-492	80-401
Free throw pct	.665	.698
F-Throws made per game	14.9	12.7
REBOUNDS	861	704
Rebounds per game	39.1	32.0
Rebounding margin	+7.1	-
ASSISTS	402	227
Assists per game	18.3	10.3
TURNOVERS	301	345
Turnovers per game	13.7	15.7
Turnover margin	+2.0	-
Assist/turnover ratio	1.3	0.7
STEALS	188	132
Steals per game	8.5	6.0
BLOCKS	97	60
Blocks per game	4.4	2.7

OPENING NUMBER

9

Nebraska has hosted a team ranked first or second nine times in program history and just five times since the Devaney Center opened in the fall of 1976. Here is a list of those games.

Date	Opponent	Result
2/24/02	No. 1 Kansas	L, 87-88
3/2/97	No. 1 Kansas	L, 65-85
2/5/92	No. 2 Oklahoma State	W, 85-69
1/8/90	No. 1 Kansas	L, 83-98
1/16/82	No. 2 Missouri	L, 42-44
12/12/64	No. 1 Michigan	W, 74-73
3/3/58	No. 1 Kansas State	W, 55-48
2/9/57	No. 2 Kansas	L, 54-69
1/14/52	No. 1 Kansas	L, 69-66

WEEKLY MEDIA PLANNER ...

Note: Practices are typically open to the public. Players are available before practices

Sunday  
Jan. 30

OFF DAY  
No Practice

Monday  
Jan. 31

Practice  
1:15-4 p.m.

Tuesday  
Feb. 1

Practice  
1:15-4 p.m.

Wednesday  
Feb. 2

Game Day  
Kansas State  
L, 53-69

Thursday  
Feb. 3

Practice  
1:15-4 p.m.

Friday  
Feb. 4

Practice  
1:15-4 p.m.

Saturday  
Feb. 5

Game Day  
vs. Kansas  
3:01 p.m.

## PROBABLE STARTERS AT A GLANCE




#34 Lance Jeter | G | Sr. | 6-3 | 222 | Beaver Falls, Pa.

PPG: 10.9 | RPG: 4.0 | APG: 4.3 | SPG: 1.2

**2010-11 Highlights:** Tops Big 12 in assist/turnover ratio (2.53-to-1) and is 3rd in steals and 5th in assists...11 games this season with 5 or more assists...Topped NU with 16 points and four rebounds at K-State on Wed....had 10 points, six rebounds and four assists vs. No. 13 Texas A&M...Had 13 points, a career-high eight rebounds and five assists vs. USC....Had 10 points, seven assists, six rebounds and five steals vs. ISU, hitting the game winning free throw with 0.4 seconds...Dished out nine assists and added 10 points vs. Colorado...Had 19 points on 7-of-10 shooting and five rebounds at Texas Tech.

Career Bests: Pts: 21 | Reb: 8 | Ast: 12 | Stl: 7




#3 Brandon Richardson | G | Jr. | 6-0 | 190 | Los Angeles, Calif.

PPG: 6.2 | RPG: 2.2 | APG: 1.7 | SPG: 1.1

**2010-11 Highlights:** Veteran combo guard who has played in a team-high 78 games at Nebraska...starts at shooting guard and backs up Lance Jeter at the point...Averaged 10.5 ppg last four games before being held to three at Kansas State on Wednesday.. Connected on 17 straight free throws and is 21-of-22 in Big 12 play...Had a career-high 20 points at Texas Tech on Jan. 22, hitting 5-of-6 shots from the field and all eight free throws...Led NU with 18 points, including four 3-pointers, in NU's win over Creighton on Dec. 5...10 points and two steals vs. No. 13 Texas A&M on Saturday.

Career Bests: Pts: 20 | Reb: 7 (2x) | Ast: 7 | Stl: 4 (2x)



#25 Caleb Walker | G | Jr. | 6-4 | 205 | Hutchinson, Kan.

PPG: 6.3 | RPG: 4.8 | APG: 0.9 | SPG: 0.7

**2010-11 Highlights:** Former JC All-American who starts on the wing and is usually assigned to the opponent's top outside threat...Three games of 13 points, including the Big 12 opener against Iowa State...Nabbed a career-high 12 rebounds vs. Alcorn St...Matched his season best with 13 points and grabbed eight rebounds against the Cyclones...Totaled 12 points and three rebounds at No. 15 Missouri...Grabbed 10 rebounds at No. 3 Kansas...Keyed NU's win over No. 13 TAMU with nine points, five rebounds, three assists and three steals...five points and three rebounds at K-State.

Career Bests: Pts: 13 (3x) | Reb: 12 | Ast: 5 | Stl: 3 (2x)



#0 Toney McCray | G/F | Jr. | 6-6 | 210 | Missouri City, Texas

PPG: 7.0 | RPG: 4.2 | APG: 1.2 | SPG: 0.9

**2010-11 Highlights:** Had performed well since moving into the starting lineup in early January, averaging 9.1 points and 4.7 rebounds in his last nine games...Recorded his first career double-double vs. TCU with 15 points, including 4-of-4 from 3-point range, and 10 rebounds...had 12 points and four rebounds vs. ISU...Led NU with 17 points, on 6-of-10 shooting, at No. 15 Missouri...Matched his career high with 18 points, including a pair of 3-pointers, and grabbed eight rebounds vs. Colorado...had eight points and five boards at Texas Tech...had six points and three steals at Kansas State on Wed.

Career Bests: Pts: 18 (2x) | Reb: 11 | Bl: 3 | Ast: 3



#21 Jorge Brian Diaz | C | So. | 6-11 | 245 | Caguas, Puerto Rico

PPG: 10.5 | RPG: 4.5 | BPG: 1.0

**2010-11 Highlights:** Started all 21 games and has been in double figures 12 times...shooting 55 percent from the floor and is eighth in the Big 12 in blocks (1.1)...returned from his aunt's funeral in Puerto Rico on Wednesday and had 10 points and three rebounds at Kansas State...had a season high 16 points and five rebounds vs. No. 13 Texas A&M...Totaled 14 points on 7-of-8 shooting against Colorado...Had 13 points and matched career bests in rebounds (12) and blocks (3) vs. TCU...Led NU with 13 points and seven rebounds vs. Savannah St...Had eight points and eight rebounds at No. 3 Kansas.

Career Bests: Pts: 22 | Reb: 12 (2x) | Bl: 3 (8x) | Stl: 3

## 2010-11 TEAM LEADERS

## Double-Figure Scoring Games

Diaz 12, Jeter 13, Walker 6, Ubel 5, McCray 5, Almeida 4, Standhardinger 3, Richardson 4, Jones 2, Beranek 2, Gallegos 1

## Double-Figure Rebounding Games

Walker 3, McCray 2, Diaz 1, Standhardinger 1

## Double-Doubles

Diaz 1, McCray 1, Standhardinger 1

## 20-Point Games

Almeida 1, Standhardinger 1

## Games Leading NU in Scoring\*

Diaz 5, Jeter 5, McCray 3, Ubel 2, Walker 2, Jones 2, Almeida 1, Standhardinger 1, Richardson 2, Gallegos 1

## Games Leading NU in Rebounding\*

Walker 6, Diaz 5, McCray 5, Ubel 3, Almeida 2, Standhardinger 1, Jeter 3, Jones 1, Beranek 1

## Games Leading NU in Assists\*

Jeter 16, Richardson 5, McCray 3, Almeida 2, Walker 1

## Games Leading NU in Blocks\*

Almeida 9, Diaz 8, Gallegos 3, McCray 1, Jones 1, Richardson 1, Ubel 1, Walker 1, Beranek 1

## Games Leading NU in Steals\*

Jeter 9, McCray 6, Richardson 5, Walker 4, Beranek 3, Gallegos 3, Diaz 1, Ubel 1, Jones 1, Almeida 1,

\*includes ties

## MISCELLANEOUS STATISTICS

## In the Paint

NU 46, South Dakota 24 .....NU 36, Arkansas-Pine Bluff 8  
 NU 28, Vanderbilt 12 .....Davidson 20, NU 22  
 NU 24, Hofstra 10 .....USC 30, NU 26  
 NU 38, Jackson State 8 .....NU 20, Creighton 28  
 NU 46, Alcorn State 16 .....NU 24, TCU 20  
 NU 36, Eastern Wash. 8 .....NU 42, Grambling St. 12  
 NU 34, North Dakota 14 .....NU 32, Savannah State 20  
 Iowa State 28, NU 26 .....NU 32, Missouri 32  
 Kansas 28, NU 26 .....NU 44, Colorado 22  
 NU 26, Texas Tech 24 .....NU 36, Texas A&M 14  
 NU 26, Kansas State 20

## Points Off Turnovers

NU 17, South Dakota 20 .....NU 22, Arkansas-Pine Bluff 8  
 NU 2, Vanderbilt 15 .....NU 19, Davidson 16  
 NU 10, Hofstra 6 .....NU 14, USC 12  
 NU 26, Jackson State 11 .....NU 4, Creighton 2  
 NU 20, Alcorn State 21 .....NU 12, TCU 19  
 NU 22, Eastern Wash. 5 .....NU 16, Grambling St. 6  
 NU 7, North Dakota 13 .....NU 16, Savannah State 16  
 NU 18, Iowa State 11 .....NU 13, Missouri 19  
 NU 17, Kansas 13 .....NU 15, Colorado 10  
 NU 29, Texas Tech 14 .....NU 16, Texas A&M 12  
 Kansas State 21, NU 14

## Second Chance Points

NU 16, South Dakota 7 .....NU 8, Arkansas-Pine Bluff 6  
 NU 10, Vanderbilt 2 .....Davidson 10, NU 4  
 NU 13, Hofstra 15 .....NU 8, USC 8  
 NU 15, Jackson State 4 .....NU 5, Creighton 17  
 NU 16, Alcorn State 7 .....NU 9, TCU 8  
 NU 17, Eastern Wash. 11 .....NU 4, Grambling St. 4  
 NU 12, North Dakota 9 .....NU 11, Savannah State 10  
 NU 14, Iowa State 12 .....Missouri 12, NU 9  
 Kansas 17, NU 16 .....NU 9, Colorado 9  
 Texas Tech 17, NU 4 .....NU 8, Texas A&M 7  
 Kansas State 10, NU 7

## Bench Points

NU 47, South Dakota 22 .....NU 50, Arkansas-Pine Bluff 10  
 NU 23, Vanderbilt 10 .....NU 20, Davidson 11  
 NU 37, Hofstra 5 .....USC 21, NU 18  
 NU 29, Jackson State 13 .....Creighton 13, NU 12  
 NU 24, Alcorn State 7 .....NU 32, TCU 9  
 NU 39, Eastern Wash. 10 .....NU 47, Grambling St. 20  
 NU 44, North Dakota 4 .....NU 40, Savannah State 16  
 NU 13, Iowa State 8 .....NU 18, Missouri 17  
 NU 22, Kansas 14 .....NU 22, Colorado 22  
 NU 17, Texas Tech 7 .....NU 9, Texas A&M 9  
 NU 13, Kansas State 12



**DOC SADLER**

Fifth Season

Alma Mater: Arkansas ('82)

**Head Coaching Experience**

Nebraska, 2006-present

UTEP, 2004-06

Arkansas-Fort Smith, 1998-2003

**Assistant Coaching Experience**

Arkansas, 1982-85; Lamar, 1985-86; Houston, 1986;

Chicago State, 1987-88; Arkansas-Fort Smith, 1988-91;

Texas Tech, 1991-94; Arizona State, 1994-97; Arkansas-

Fort Smith, 1997-98; UTEP, 2003-04

**Awards and Honors**

NJCAA Region II Coach of the Year, 2001, 2002

**Career Highlights**

- Helped 13 teams to postseason appearances in 18 years as a Division I coach
- Led Nebraska to its first .500 finish in Big 12 play in a decade in 2008-09
- Guided the Huskers to two postseason appearances in his first three years on the sideline
- Nebraska led the Big 12 and ranked in the top 25 nationally in scoring defense in 2007-08 and 2008-09
- U.S. Under-19 National Team Trials Coach in 2007
- Recruited eight future NBA players
- Coached and developed an additional 11 players who went on to play in the NBA
- Reached the postseason following eight seasons as a head coach
- Ranks ninth in NCAA Division I history with 27 wins in his first season as a head coach
- Won at least 20 games in three of first six years as Division I head coach
- Guided four players to first-team all-conference honors in three leagues (Big 12, WAC, C-USA) over past six years
- 10 of his 12 seniors (83 percent) who have finished eligibility at Nebraska have received their degrees

**Year-by-Year Totals**

Year	Team	W	L	Pct.
1998-99	Arkansas-Fort Smith	16	14	.533
1999-00	Arkansas-Fort Smith	24	7	.774
2000-01	Arkansas-Fort Smith	30	5	.857
2001-02	Arkansas-Fort Smith	30	6	.833
2002-03	Arkansas-Fort Smith	20	7	.741
2004-05	UTEP	27	8	.771
2005-06	UTEP	21	10	.677
2006-07	Nebraska	17	14	.548
2007-08	Nebraska	20	13	.606
2008-09	Nebraska	18	13	.581
2009-10	Nebraska	15	18	.455
2010-11	Nebraska	15	6	.714
<b>Career Totals (12 years)</b>		<b>253</b>	<b>121</b>	<b>.676</b>
<b>Division I Totals (7 years)</b>		<b>133</b>	<b>82</b>	<b>.619</b>
<b>At Nebraska (5 years)</b>		<b>85</b>	<b>64</b>	<b>.570</b>

**NEBRASKA CAREER TOTALS VS. KANSAS**

Player	GP-GS	Min	Avg	FG-FGA	Pct	FG-FGA	Pct	FT-FTA	Pct	Reb	Avg	Ast	TO	Blk	Stl	Pts	Avg
Almeida	1-0	21	21.0	5-7	.714	0-0	.000	0-0	.000	7	7.0	3	2	2	0	10	10.0
Beranek	1-0	11	11.0	2-3	.667	0-1	.000	0-0	.000	2	2.0	0	0	0	0	4	4.0
Diaz	3-3	84	28.0	20-41	.488	0-0	.000	3-4	.750	18	6.0	2	5	3	4	43	14.3
Gallegos	2-0	13	6.5	0-2	.000	0-1	.000	0-0	.000	2	1.0	1	0	1	0	0	0.0
Jeter	3-3	99	33.0	8-21	.381	1-4	.250	5-7	.714	8	2.7	18	11	0	4	22	7.3
Jones	3-1	60	20.0	5-17	.294	5-13	.385	3-3	1.000	8	2.7	2	2	0	1	18	6.0
McCray	2-1	29	14.5	2-12	.167	2-3	.667	5-6	.833	3	1.5	2	2	0	0	11	5.5
Richardson	5-1	90	18.0	6-19	.316	3-11	.273	10-12	.833	7	1.4	0	7	0	5	25	5.0
Ubel	2-1	33	16.5	3-8	.375	2-3	.667	0-0	.000	5	2.5	0	3	0	0	8	4.0
Walker	1-1	33	33.0	1-6	.167	0-2	.000	0-1	.000	10	10.0	0	0	0	1	2	2.0

**QUICK LOOK AT KANSAS**

No. 2 Kansas heads into Saturday's game with a 21-1 record following an 88-66 win at Texas Tech Tuesday night. In that game, Marcus Morris' 18 points led five Jayhawks in double figures. Thomas Robinson came off the bench for 17 points while Markieff Morris had 11 points and 12 rebounds, as Kansas shot 51 percent and committed just six turnovers against the Red Raiders.

The Jayhawks are second in the Big 12 with a 6-1 record, as their only loss came at home against Texas on Jan. 22. They lead the country in field goal percentage (.519), average 82.7 points per game and allow just 62.9 points per game. The Jayhawks are 4-0 on the road in Big 12 action, picking up wins at Iowa State, Baylor, Colorado and Texas Tech, and have scored at least 82 points in all four Big 12 road games.

Marcus Morris tops KU in scoring average at 16.7 points per game while shooting a league-best .600 from the floor and adding 6.8 rebounds per game. Markieff joins his brother in double figures with 12.9 points per game while topping the Big 12 with 8.8 rebounds per game. While the Morris twins do most of the damage inside, KU has enough weapons that can attack from the perimeter as well, hitting 38 percent from long range as a team. Freshman Josh Selby has become an integral cog in the Jayhawk attack, averaging 12.0 points per game while shooting 44 percent from 3-point range. Tyrel Reed also chips in 9.5 points per game while hitting a team-high 43 shots from 3-point range.

The Jayhawks are coached by Bill Self (Oklahoma State, 1985). He owns a 223-44 record at Kansas and is 430-149 in his 18th year as a head coach.

**Kansas Probable Starting Lineup**

No.	Name	Yr.	Pos	Ht.	Wt.	Pts.	Rbs.	Hometown
10	Tyshawn Taylor	Jr.	G	6-3	185	8.5	4.8*	Hoboken, N.J.
14	Tyrel Reed	Sr.	G	6-3	193	9.5	3.0	Burlington, Kan.
32	Josh Selby	Fr.	G	6-2	183	12.0	2.8	Baltimore, Md.
22	Marcus Morris	Jr.	F	6-9	235	16.7	6.8	Philadelphia, Pa.
21	Markieff Morris	Jr.	C	6-10	245	12.9	8.8	Philadelphia, Pa.

2010-11 stats

**Nebraska-Kansas Series During Big 12 Era**

Years	Location	Result	Score
1996-97	A	L	77-82 (OT)
	H	L	65-85
1997-98	A	L	76-96
	H	L	71-82
	**N	L	59-91
1998-99	H	W	84-69
	A	W	64-59
	**N	L	53-77
1999-2000	A	L	82-97
	H	L	58-83
2000-01	A	L	62-84
	H	L	74-78
2001-02	A	L	57-96
	H	L	87-88
2002-03	A	L	59-92
	H	L	51-81
2003-04	H	W	74-55
	A	L	78-67
2004-05	A	L	57-59
	H	L	65-78
2005-06	A	L	54-96
	H	L	48-69
2006-07	H	L	56-76
	A	L	39-92
2007-08	H	L	58-79
	A	L	49-84
	**N	L	54-64
2008-09	H	L	62-68
	A	L	53-70
2009-10	H	L	72-84
	A	L	64-75
2010-11	A	L	60-63

\*\*-Phillips 66 Big 12 Championship

**NEBRASKA-KANSAS SERIES**

Nebraska and Kansas are meeting for the 241st time in school history on Saturday afternoon. The Huskers will be looking for one of their biggest wins in school history, while trying to end a 16-game losing streak to the Jayhawks dating back to 2004.

Kansas leads the all-time series, 169-71, including a 30-3 advantage during the Big 12 era. Kansas has won the last 16 matchups in the series, the longest winning streak by either team in the series that dates back to the 1899-1900 campaign. Nebraska's last win against Kansas came in 2004 when the Huskers knocked off 12th-ranked KU by a 74-55 margin. Kansas suffered its worst loss ever to the Huskers in the first-ever matchup in 1899-1900 when NU picked up a 48-8 win. KU has returned the favor, handing the Huskers their two worst losses ever. In fact, KU owns four of the 10 biggest victory margins over Nebraska, with all four coming in Lawrence. Nebraska's series with Kansas dates back to 1900, the Huskers' oldest series with any of the Big 12 schools.

The Huskers own 15 wins against ranked Kansas squads in 81 all-time meetings with the Jayhawks when they are in the national polls. The last win came in 2004 when the Huskers knocked off No. 12 Kansas, 74-55. Nebraska is winless in 14 games where Kansas is ranked first or second at game time.

**Husker-Jayhawk Superlatives**

- Most consecutive wins (year ended): Nebraska 8 (1912-13); Kansas 16 (2004-present)
- Most points scored: Nebraska, 99, at Lincoln, Feb. 19, 1972; Kansas, 110, at Lawrence, Feb. 26, 1966
- Highest combined score: 191, Kansas, 98, Nebraska, 93, at Lincoln, Jan. 8, 1990
- Biggest winning margin: Nebraska, 40, at Lincoln, March 2, 1900 (48-8); Kansas, 56, at Lawrence, Feb. 8, 1958 (102-46)
- Individual scoring high: Nebraska, 38, Tom Russell, at Lincoln, Feb. 21, 1962; Kansas, 46, Wilt Chamberlain, at Lawrence, Feb. 8, 1958

## JAN. 16: KANSAS 63, NEBRASKA 60

Nebraska pushed No. 3 Kansas for 40 minutes, but the Jayhawks extended their home win streak to 69 games with a 63-60 victory on Jan. 15. The Huskers led 30-25 at the half and eventually built a 10-point second-half lead before Kansas used a 15-4 run to erase Nebraska's lead midway through the half. The Huskers then cut Kansas' six-point lead to 62-60 and had a opportunity to send the game into overtime on the final possession, but Caleb Walker's 3-pointer bounced off the rim. Lance Jeter led NU with 13 points and six assists, while Andre Almeida totaled 10 points and a career-high seven rebounds off the bench. Almeida led a strong effort on the boards that saw the Huskers out-rebound the Jayhawks, 43-32. Jeter and Jorge Brian Diaz keyed a 10-1 first-half run to help Nebraska take a 28-20 lead. NU held Kansas to just 33 percent shooting in the half, as the Jayhawks trailed at intermission for the first time this season. Toney McCray then scored six of his nine points in the opening four minutes of the half, as his second 3-pointer gave the Huskers its largest cushion at 38-28. After the Jayhawks run, the teams battled and Nebraska trailed 58-52 before Eshaunte Jones converted a rare 4-point play to bring NU within 58-56 with 2:36 left. The teams traded points before Tyrel Reed's free throw with 10 seconds left gave Kansas a three-point lead and gave the Huskers a chance to send the game to overtime. Reed and Marcus Morris led all players with 16 points apiece for the Jayhawks.

## HUSKERS LOOK FOR HISTORIC WIN VS. KANSAS

Nebraska looks for one of its biggest wins in school history, as the Huskers host No. 2 Kansas on Saturday. It is the 11th time Nebraska has played a team ranked second in the country, but just the fourth in Lincoln.

- The Huskers snapped an 11-game losing streak to ranked opponents with the Jan. 29 win over No. 13/11 Texas A&M and are now 1-3 against ranked teams this season (1-0 at home).

- Nebraska is winless in 12 games against teams ranked in the top three during the Big 12 era, with all of the matchups coming against Kansas. In the Big 12 era, Nebraska is 0-5 against KU when the Jayhawks are ranked No. 1, 0-3 when ranked No. 2 and 0-4 when ranked No. 3. Three of those 11 games were decided by one field goal (once at home, 2002; twice in Lawrence, 2005, 2011).

- The Cornhuskers' last win over a top-five team came in 2005, when the Huskers defeated No. 4 Oklahoma State, 74-67, in Lincoln. That was NU's first win against a top-five team since the 1994 Big Eight Tournament, when the Huskers knocked off No. 3 Missouri, and the first home win over a top-five team since 1993, when the Huskers beat No. 3 Kansas.

- The Huskers have eight wins all-time against Kansas teams ranked in the top-10 with the last one occurring on Feb. 23, 1994 with a 96-87 win in Lincoln.

- Nebraska has beaten only one other team ranked second in the national polls, an 85-69 win over Oklahoma State on Feb. 5, 1992.

## LAST TIME OUT

Jacob Pullen scored a game-high 18 points while Kansas State converted 22 Husker turnovers into 21 points, as the Wildcats topped Nebraska, 69-53, on Wednesday.

Pullen was one of three Kansas State (15-8, 3-5 Big 12) players who finished in double figures, as Curtis Kelly had 16 points while Rodney McGruder added 10 as the Wildcats used an early surge to build an early lead and were in control most of the evening.

Lance Jeter led Nebraska (15-6, 3-4 Big 12) with 16 points and four assists, but the Huskers were unable to get untracked. NU committed 13 turnovers and shot just 37 percent in the first half, as Kansas State held the Huskers to just 17 first-half points in building a 14-point halftime lead. Nebraska's 22 turnovers was a season high, as the Huskers averaged just 11.8 turnovers in Big 12 play entering the contest and had just eight turnovers in their last contest.

Nebraska led 4-3, but Kansas State used an early 10-2 run, including 3-pointers from Jamar Samuels and McGruder, to take a 13-6 lead with 14:14 left in the first half. The Huskers fought back, as two Caleb Walker free throws and a Drake Beranek jumper made it 13-10, but the Huskers went cold offensively, hitting two field goals over the next 10:35, as Kelly's six points led a 17-4 spurt to build the Wildcat lead to 30-14 after a Pullen basket.

The Huskers trailed 34-17 early in the second half, but a 3-point play from Jeter and a Diaz basket quickly pulled Nebraska within 12 with 18:14 left. The Huskers stayed within striking distance for the next seven minutes, pulling within 11 on two occasions, but the Wildcats converted on 18 of 21 free throws in the second half to keep Nebraska at bay.

### Nebraska's All-Time Wins Over Top-10 Teams

Location	Date	Opponent	Score
H	2/22/05	No. 4 Oklahoma State	74-67
A	2/22/97	No. 7 Iowa State	74-69 (ot)
N	3/13/94	No. 3 Missouri	98-91
H	2/23/94	No. 10 Kansas	96-87
H	2/7/93	No. 3 Kansas	68-64
H	2/19/92	No. 3 Kansas	81-79 (ot)
H	2/5/92	No. 2 Oklahoma State	85-69
H	3/3/91	No. 10 Kansas	85-75
H	11/28/90	No. 5 Michigan State	71-69
H	2/19/86	No. 10 Oklahoma	66-64
A	2/6/82	No. 1 Missouri	67-51
H	1/25/78	No. 8 Kansas	62-58
H	12/9/69	No. 7 Duquesne	82-77
H	1/18/66	No. 6 Kansas	83-75
H	12/12/64	No. 1 Michigan	74-73
H	3/3/58	No. 1 Kansas State	55-48
H	2/22/58	No. 4 Kansas	43-41
H	2/7/53	No. 5 Kansas State	80-67
N	12/28/50	No. 9 Missouri	54-52

## AP TOP 25 (Jan. 31)

No	Team (1st)	Record	Points	Lt. Wk
1	Ohio State (65)	22-0	1,625	1
2	Kansas	20-1	1,519	6
3	Texas	18-3	1,500	7
4	Pittsburgh	20-2	1,433	2
5	Duke	19-2	1,284	3
6	Connecticut	17-3	1,275	5
7	San Diego State	21-1	1,218	4
8	Brigham Young	20-2	1,159	9
9	Notre Dame	17-4	1,116	15
10	Kentucky	16-4	1,037	14
11	Purdue	18-4	922	12
12	Villanova	17-4	860	8
13	Georgetown	16-5	806	21
14	Missouri	17-4	790	11
15	Louisville	17-4	740	23
16	Texas A&M	17-3	660	13
17	Syracuse	18-4	598	9
18	Minnesota	16-5	487	16
19	Wisconsin	15-5	387	17
20	Washington	15-5	384	18
21	Arizona	18-4	358	NR
22	Utah State	20-2	176	NR
23	Vanderbilt	15-5	124	19
23	North Carolina	15-5	124	NR
25	West Virginia	14-6	109	NR

**Others receiving votes:** Xavier 92, Florida 80, Illinois 49, Florida State 43, Cincinnati 31, Virginia Commonwealth 24, Marquette 23, Temple 15, Duquesne 15, Penn State 14, Coastal Carolina 8, UNLV 7, Wichita State 6, Saint Mary's 6, Tennessee 4, Northern Iowa 3, Cleveland State 3, Belmont 3, Colorado State 2, Nebraska 2, Old Dominion 1, St. John's 1, Harvard 1, Washington State 1

## ESPN/USA TODAY COACHES (Jan. 31)

No	Team (1st)	Record	Points	Lt. Wk
1.	Ohio State (28)	22-0	775	1
2.	Kansas	20-1	732	6
3.	Texas	18-3	710	8
4.	Pittsburgh	20-2	675	2
5.	Duke	19-2	623	3
6.	San Diego State	21-1	592	4
7.	Connecticut	17-3	587	5
8.	Notre Dame	17-4	535	14
9.	Brigham Young	20-2	522	9
10.	Purdue	18-4	478	12
11.	Kentucky	16-4	453	16
12.	Villanova	17-4	416	7
13.	Louisville	17-4	403	19
14.	Georgetown	16-5	365	20
15.	Missouri	17-4	358	13
16.	Texas A&M	17-3	334	11
17.	Syracuse	18-4	239	10
18.	Wisconsin	15-5	220	15
19.	Washington	15-5	190	17
20.	Minnesota	16-5	186	18
21.	Utah State	20-2	178	25
22.	Arizona	18-4	161	NR
23.	Florida	16-5	51	23
24t.	Illinois	14-7	45	21
24t.	Vanderbilt	15-5	45	22

**Others receiving votes:** North Carolina 38; West Virginia 36; Saint Mary's 33; Xavier 18; UNLV 13; Cleveland State 9; Virginia Commonwealth 9; Florida State 7; Tennessee 7; Coastal Carolina 6; Nebraska 6; Temple 4; Missouri State 3; Northern Iowa 3; Duquesne 2; Marquette 2; Valparaiso 2; Wichita State 2; Baylor 1; Texas-El Paso 1.

**2010-11 BIG 12 STANDINGS**

Team	Big 12	Pct.	Overall	Pct.
Texas	7-0	1.000	19-3	.864
Kansas	6-1	.857	21-1	.955
Texas A&M	4-3	.571	17-4	.810
Oklahoma	4-3	.571	12-9	.571
Baylor	4-4	.500	14-7	.667
Colorado	4-4	.500	15-8	.652
Missouri	3-4	.429	17-5	.773
Nebraska	3-4	.429	15-6	.714
Oklahoma State	3-5	.375	15-7	.682
Kansas State	3-5	.375	15-8	.652
Texas Tech	3-5	.375	11-12	.478
Iowa State	1-7	.125	14-9	.609

**BIG 12 SCHEDULE/RESULTS****Monday, Jan. 31**

Texas 69, Texas A&amp;M 49

**Tuesday, Feb. 1**

Kansas 88, Texas Tech 66

Colorado 95, Iowa State 69

**Wednesday, Feb. 2**

Oklahoma State 76, Missouri 70

Kansas State 69, Nebraska 53

Oklahoma 73, Baylor 66

**Saturday, Feb. 5**

Oklahoma at Oklahoma State 12:30 p.m.

Kansas State at Iowa State 12:30 p.m.

Baylor at Texas A&amp;M 1 p.m.

Kansas at Nebraska 3 p.m.

Colorado at Missouri 6:30 p.m.

Texas Tech at Texas 8 p.m.

**Monday, Feb. 7**

Missouri at Kansas 8 p.m.

**Wednesday, Feb. 9**

Texas A&amp;M at Colorado 7 p.m.

Nebraska at Baylor 7 p.m.

Texas at Oklahoma 8 p.m.

**Saturday, Feb. 12**

Texas A&amp;M at Texas Tech 12:30 p.m.

Oklahoma at Missouri 12:30 p.m.

Baylor at Texas 3 p.m.

Iowa State at Kansas 3 p.m.

Oklahoma State at Nebraska 6 p.m.

Kansas State at Colorado 7 p.m.

**NOTING THE KANSAS STATE GAME**

• Jorge Brian Diaz returned to the lineup after attending his aunt's funeral in Puerto Rico. Diaz arrived in Manhattan shortly before the Huskers' shoot around after his Tuesday flight was cancelled because of the blizzard. Diaz finished with 10 points and three rebounds in 28 minutes of action.

• Kansas State's 84 percent free throw shooting was a season high against Nebraska (min. 10 free throws)

• Nebraska's 22 turnovers was a season-high, as the Huskers' previous high was 18 against Alcorn State. The last time NU had 20 or more turnovers also came at Kansas State on Feb. 13, 2010. Nebraska was averaging 11.8 turnovers in Big 12 play before Wednesday's game.

• Lance Jeter was in double figures for the fifth straight game and is averaging a team-high 14.3 ppg in the Huskers' four Big 12 road contests. Jeter also had four assists, moving into 19th place on the Huskers' career assist list.

• Nebraska's 17 first-half points were a season low (previous low, 21 vs. Creighton)

• Nebraska held Kansas State to 41.2 percent shooting and has allowed only one team to shoot over 46 percent this season.

• Toney McCray's three steals were a season high, as he had a pair of steals on four previous occasions this season.

**ITS BEEN A WHILE**

With a 15-6 mark heading into Saturday's game against Kansas, the Huskers are enjoying one of their best seasons in recent years. The Huskers' 21-game mark ties the 2005-06 squad for the Huskers' best in the Big 12 era.

• The last time a Nebraska basketball team had a better mark after its first 21 games was in 1990-91, when the Huskers were 18-3 en route to a school-record 26 wins.

• Nebraska's quick start was recognized on Jan. 10, when the Huskers received four points in the ESPN/USA Today Coaches poll, the first time since Jan. 16, 2006, that Nebraska had received any points in the coaches poll. NU received votes in both the AP and the ESPN/USA Today Coaches Poll on Jan. 30, the first time that has happened in Doc Sadler's five seasons.

**DOWN TO THE WIRE**

One of the keys to Nebraska's start this season has been the ability to get into close contests. Wednesday's loss at Kansas State was the first time all season where Nebraska was unable to cut an opponent's lead.

• Nebraska has been within five points with 2:30 left eight times this season, including four of the Huskers' seven Big 12 games. NU has a 4-4 mark in those games this season.

• In four of NU's six losses (Vanderbilt, Davidson, Kansas and Texas Tech), Nebraska was within five points with 2:30 left. In the loss at Missouri, Nebraska used a late run and cut a nine-point deficit to four points with 31 seconds left.

• The 2010-11 season marks the first time in six years that Nebraska has been involved in multiple one-point games (63-62 win over Iowa State on Jan. 8; 72-71 loss at Texas Tech on Jan. 22).

**A DEFENSE THAT WOULD MAKE THE BLACKSHIRTS PROUD**

As is typical with Doc Sadler-coached teams, the Huskers' forte is on the defensive end. Nebraska is in the top six nationally in both opponent field goal percentage (.365) and points per game (56.5) entering this weekend's action.

The Huskers have held 13 opponents under 60 points and only two opponents have scored more than 70 points through the first 21 games. That is made more impressive when you consider that Nebraska has played five teams among the nation's top 25 in scoring.

• The Huskers have held all 21 opponents below their current 2010-11 season averages, while seven teams (Arkansas-Pine Bluff, Vanderbilt, Hofstra, Eastern Washington, Grambling State, Kansas and Texas A&M) scored their season low against Nebraska.

• Nebraska held 10 straight opponents to under 60 points earlier this season, the longest stretch by a Nebraska team since a 21-game stretch covering the 1948-49 and 1949-50 seasons.

• Nebraska's defense has been stingy at home, allowing just 53.0 points per game in 14 home contests.

• The Huskers held four straight foes to under 50 points - the first time since February of 1949 that has happened at Nebraska.

• The biggest beneficiary to the Huskers defense has been the fans at the Devaney Center. In 11 of 14 home games, fans have earned products from Runza Restaurants, whether its a Runza or burger (50 or less), chili or soup (51-55) or an order of fries or onion rings (56-60).

**Down to the Finish**

Opponent	Score with 2:30 Left	Result
vs. Vanderbilt	Trailed (51-48)	L
vs. Davidson	Trailed (61-58)	L
USC	Led (58-55)	W
Creighton	Led (53-51)	W
Iowa State	Trailed (62-58)	W
at Kansas	Trailed (58-56)	L
at Texas Tech	Trailed (67-62)	L
Texas A&M	Led (51-46)	W

**NCAA Leaders in Field Goal Percentage Defense (Feb. 2)**

Rank	Name	OPP FG%
1.	Florida State	.355
2.	Alabama	.363
3.	Texas	.364
4.	<b>Nebraska</b>	<b>.368</b>
5.	St. Peter's	.378

**NCAA Leaders in Points Per Game Allowed (Feb. 2)**

Rank	Name	PPG
1.	Stephen F. Austin	53.9
2.	Fairfield	55.0
3.	Wisconsin	56.1
4.	Cincinnati	56.9
5.	Alabama	57.0
6.	<b>Nebraska</b>	<b>57.1</b>



- Nebraska opponents have been held to 25 percent shooting three times this season, including 21.1 percent by Eastern Washington on Dec. 18.
- Nebraska's defensive excellence has been established under Sadler, as the Huskers led the conference in defense twice in his first four years at NU (2007-08, 2008-09).
- Nebraska's defense was put to the test during a two-week stretch to open Big 12 play. The Huskers' first four opponents were among the top five scoring offenses in the Big 12. The list features three teams (Missouri, Kansas and Colorado) all ranked in the top 11 nationally in scoring offense entering this week's action. In those games, NU allowed an average of 67.2 points per game.

#### Husker Defense vs. Top Offenses (rankings as of Feb. 2)

NCAA Rank	School	Current PPG	vs. Nebraska
7.	Missouri	83.1	78
8.	Kansas	82.7	63
11.	Colorado	81.6	67
20.	South Dakota	78.7	68

### MORE THAN JUST DEFENSE

- Nebraska's .475 field goal percentage is on pace to be the Huskers' best shooting since the 2000-01 team that shot .487 and ranked 11th nationally in field goal percentage. That is Nebraska's best field goal percentage in the Big 12 era.
- The Huskers' current scoring average of 68.0 points per game is on pace to be the highest in Doc Sadler's five seasons (current high is 67.1 in 2007-08) and the most since averaging 70.7 points per game in 2003-04.
- The Huskers have also been solid at the free throw line this season, as their .711 percentage from the charity stripe is on pace to be the highest since Sadler's first season at Nebraska (.713).

### THE SUM IS GREATER THAN THE PARTS

When talking about the 2010-11 Huskers, Nebraska Coach Doc Sadler mentioned that this is the deepest team he has had in his five seasons. The Huskers have relied on that depth, as 10 players have averaged at least 12 minutes per game and no player is averaging at least 30 minutes per game. While the Huskers do not have a player in the top 20 in the league in either scoring or rebounding, they rely on a balanced attack with nine players averaging between 4.4 and 10.9 points per game.

- NU has had 10 different players lead the team in scoring at least once, as the only regular who has not accomplished the feat is senior Drake Beranek.
- A total of 11 players have scored in double figures at least once, while Nebraska has had just two current players score 20 or more points this season (Andre Almeida vs. South Dakota; Brandon Richardson at Texas Tech).

### JETER IS MAKING POINTS

While the Huskers' strength is their balance, the leader of Nebraska's attack is senior point guard Lance Jeter, who has started every game over the last two years since arriving from Polk (Fla.) Community College. Jeter, who began his collegiate career as a wide receiver at the University of Cincinnati, has made his mark in two years at Nebraska and now ranks 20th on Nebraska's career assist list. He is one of only three players on the top-20 assist list who will play two seasons or fewer at Nebraska.

Last season, the 6-foot-3, 222-pounder was named to the Big 12's All-Newcomer team by the media after averaging 7.5 points and 4.1 assists per game. He was among the league leaders in both assists and assist-to-turnover ratio and fell one assist shy of Nebraska's single-season top-10 list. He also played a team-high 1,024 minutes last season, the highest number of minutes by a Husker in three seasons and second-highest total by a Husker this decade.

In 2010-11, Jeter has been instrumental in the Huskers' success. He leads the team in scoring (10.9 ppg), assists (4.3) and steals (2.0). He is shooting at a 49 percent clip after hitting just 41 percent from the floor as a junior. He tops the Big 12 with a 2.6-to-1 assist-to-turnover ratio, and is third in steals and fifth in assists.

He is the only player in the Big 12 Conference who averaging 10 points with at least four rebounds and four assists per game.


Jeter has been even better in Big 12 action, averaging 12.4 points, 5.1 assists and 2.0 steals per game, ranking second in assist-to-turnover ratio (2.8-to-1) and third in assists and steals. More importantly than his numbers, his leadership has been influential in helping the Huskers when they needed him the most.

- In last Saturday's win against No. 13 Texas A&M, he scored eight of his 10 points in the second half, including six points and three rebounds in a 10-1 second half run that gave Nebraska the lead for good. He finished with 10 points, six rebounds and four assists. He also helped Nebraska commit only one second-half turnover (offensive foul on a ball screen) and shoot 50 percent after halftime against the Aggies.
- He nearly led Nebraska on a comeback against Texas Tech, scoring 11 of his 19 points in the second half, as Nebraska erased an eight-point deficit before falling by one to the Red Raiders.

#### Nebraska All-Time Assist List

No.	Player, Year	Assists
1.	Brian Carr, 1984-87	682
2.	Cookie Belcher, 1997-2001	477
3.	Jaron Boone, 1993-96	443
4.	Tyronn Lue, 1996-98	432
5.	Erick Strickland, 1993-96	414
6.	Charles Richardson Jr., 2004-07	399
7.	Jack Moore, 1979-82	382
8.	Jamar Johnson, 1992-94	355
9.	Clifford Scales, 1988-91	354
10.	Beau Reid, 1988-91	344
11.	Eric Piatkowski, 1991-94	322
12.	Brian Banks, 1976-79	298
13.	Jake Muhleisen, 2002-05	284
14.	Sek Henry, 2007-10	256
15.	Eric Johnson, 1988-89	247
16.	Cary Cochran, 1999-2002	237
17.	David Ponce, 1983-84	225
18.	Ryan Anderson, 2007-10	228
19.	Lance Jeter, 2010-present	225
20.	Rich King, 1988-91	223

Underlined - 2 year players



### HENDRICKS TRAINING COMPLEX SCHEDULED TO OPEN THIS SEPTEMBER

Fans who attend Nebraska basketball games during the 2010-11 season will see the newest facility being built adjacent to the Bob Devaney Sports Center.

The 83,000-square foot facility, set to open this September, will be named the Hendricks Training Complex in honor of Tom, Mary and their children, Jennifer and Brandon. The Hendricks family made a \$10 million donation to jump-start the fundraising effort for the Huskers' new basketball practice facility.

The 18.7 million dollar facility will include new basketball courts, dressing rooms and office suites for the Nebraska men's and women's basketball and wrestling programs, as well as updated nutrition, athletic medicine and strength and conditioning facilities.

Fans can follow the progress on Huskers.com with updates, photo galleries and a live construction webcam.



### DOWNTOWN LINCOLN ARENA SET TO OPEN IN 2013

In May of 2010, Lincoln voters passed a measure for a new downtown arena. The 16,000-seat facility in the Haymarket District is set to open in the fall of 2013 and will be the home of the Husker men's and women's basketball programs.

Fans can sign up for information on arena seating and get on a wait list by visiting Huskers.com/arena.

### HUSKERS TO ENTER BIG TEN ON JULY 1

June 11, 2010, was a historic day for the University of Nebraska, as NU was admitted to the Big Ten Conference as the 12th member of the nation's oldest conference. The Cornhuskers will begin play in the Big Ten in 2011-12. The Huskers have played Minnesota the most of any Big Ten opponent, as the teams have squared off 63 times dating back to 1902.

## HUSKERS ON THE RADIO

The IMG Husker Sports Radio Network is in its 16th year producing and marketing live broadcasts of University of Nebraska football, men's and women's basketball, volleyball, baseball and softball games.

The Husker Sports Network has created a large network of state and national affiliates. All regular-season men's basketball games and any postseason contests will be broadcast on a 32-station basketball network in 2010-11. KFAB (1110 AM) is the Omaha affiliate, KLIN (1400 AM) is the Lincoln affiliate and KRVN (880 AM) in Lexington also serves as a primary state affiliate. All games can be heard around the world for free on Huskers.com and a great number of Nebraska's games will also be heard live on SIRIUS Satellite Radio again this season.

Veteran radio announcer Kent Pavelka leads the NU men's basketball broadcast in 2010-11, along with former Husker letterwinners Matt Davison and Andy Markowski. Lane Grindle serves as the host of Sports Nightly, a live daily call-in show. Grindle will also host the Doc Sadler Radio Show on Monday nights throughout the season beginning at 7 p.m.

## 2010-11 NETWORK STATIONS

Ainsworth, KBRB-AM, 1400	Kearney, KGFV-AM, 1340
Alliance, KCOW-AM, 1400	Lexington, KRVN-AM, 880
Aurora, KRGY-FM, 97.3	Lincoln, KLIN-AM, 1400
Beatrice, KWBE-AM, 1450	McCook, KSWN-FM, 93.9
Broken Bow, KBBN-FM, 95.3	Norfolk, KNEN-FM, 94.7
Chadron, KCSR-AM, 610	North Platte, KODY-AM, 1240
Columbus, KJSK-AM*, 900	Ogallala, KZTL-FM, 93.5
Fairbury, KUTV-FM, 99.5	Omaha, KFAB-AM, 1110
Falls City, KTNC-AM, 1230	Scottsbluff, KNEB-AM*, 960
KLZA-FM, 101.3	KNEB-AM*, 960
Fremont, KHUB-AM, 1340	Sidney, KSID-AM, 1340
KFMT-FM, 105.5	Superior, KRFS-FM, 103.9
Grand Island, KRGI-AM, 1430	Valentine, KVSH-AM, 940
Hastings, KLIQ-FM, 94.5	Wayne, KTCH-AM, 1590
KHAS-AM, 1230	West Point, KTIC-AM, 840
Holdrege, KUVR-AM, 1380	<i>*will air only Big 12 games</i>
KMTY-FM, 97.7	

## BIG 12 WEEKLY TELECONFERENCE

The Big 12 Conference men's basketball coaches will participate in a weekly media-only teleconference during the 2010-11 season. The calls begin in December, followed by weekly teleconferences beginning in January. The schedule is as follows:

Monday, Dec. 13	Monday, Feb. 7
Thursday, Jan. 6	Monday, Feb. 14
Monday, Jan. 10	Monday, Feb. 21
Monday, Jan. 17	Monday, March 28
Monday, Jan. 24	Monday, March 7
Monday, Jan. 31	Monday, March 14*

\* - For only those coaches advancing to postseason (NCAA or NIT) play

The teleconference begins at 10 a.m. Central Time. The call can also be heard live and on replay via the Internet by visiting the Big 12 web site at [www.big12sports.com](http://www.big12sports.com). Listed below is the tentative schedule for the 2010-11 season. Please contact the Big 12 communications staff at (469) 524-1000 for the call-in and replay phone numbers.

10 a.m.	— Bill Self, Kansas
10:10 a.m.	— Mark Turgeon, Texas A&M
10:20 a.m.	— Travis Ford, Oklahoma State
10:30 a.m.	— Scott Drew, Baylor
10:40 a.m.	— Mike Anderson, Missouri
10:50 a.m.	— Pat Knight, Texas Tech
11 a.m.	— Tad Boyle, Colorado
11:10 a.m.	— Frank Martin, Kansas State
11:20 a.m.	— Jeff Capel, Oklahoma
11:30 a.m.	— Doc Sadler, Nebraska
11:40 a.m.	— Rick Barnes, Texas
11:50 a.m.	— Fred Hoiberg, Iowa State

•Jeter keyed the win over Colorado on Jan. 18, dishing out a season high nine assists while adding 10 points and six rebounds in helping NU snap the Buffaloes seven-game win streak. His nine assists against CU was the most-ever against the Buffaloes in Big 12 action.

•He nearly helped the Huskers to an upset at No. 3 Kansas with 13 points and a game-high six assists.

•Against Iowa State, he totaled 10 points, seven assists, six rebounds and five steals. His steal and drive in the final six seconds put him on the free throw line, where he sank the go-ahead free throw with 0.4 seconds left in NU's one-point win.

•Against USC, he may have enjoyed his best game as a Husker in leading Nebraska from a 20-point first-half deficit. He totaled 13 points, a career high eight rebounds and had five assists without a turnover.

•Against Creighton, he scored 10 of his 12 points and had five assists after intermission, as the Huskers overcame a nine-point halftime deficit in a 59-54 win. He finished with 12 points, six assists and six rebounds.

•Jeter showed his shooting touch against TCU, draining a trio of 3-pointers as part of a 15-point performance.

•In NU's win over Alcorn State, he nearly broke the school record for steals, recording a career-high seven steals and added 16 points and six assists in the win. His seven thefts were one shy of Nebraska's single-game mark.

•He totaled 18 points on 7-of-8 shooting and added five assists and four steals in a 70-67 loss to Davidson.

Year	MPG	FG	FGA	Pct.	APG	Asst/TO	PPG	RPG
2009-10	31.0	91	221	.412	4.1	1.7/1	7.5	3.8
2010-11	28.9	82	169	.485	4.3	2.5/1	10.9	4.0

## THE QUEST FOR THEFTS

Lance Jeter enters Saturday's game with Kansas averaging 2.0 steals per game to rank fourth in the Big 12. He has 41 steals on the year after totaling just 29 in his first season at Nebraska and has multiple steals in seven of the Huskers' last 10 contests. Earlier this season, Jeter had a personal best seven against Alcorn State, which was one shy of the school record. He is threatening to become the first Husker since Cookie Belcher (2.7, 2000-01) to average 2.0 steals per game, something only two Huskers have done in the Big 12 era.

Player	SPG	Year
Cookie Belcher	2.7	2000-01
Venson Hamilton	2.0	1998-99
Cookie Belcher	3.2	1998-99
Cookie Belcher	2.3	1997-98
Cookie Belcher	2.6	1996-97

## DIAZ LOOKS TO BECOME CONSISTENT INSIDE FORCE

Sophomore Jorge Brian Diaz has quietly put together a solid sophomore campaign for the Huskers. The 6-foot-11 center is second on the team in scoring (10.6 ppg) and rebounding (4.5 rpg) while hitting 55 percent from the floor. He is eighth in the Big 12 in blocked shots with 1.0 blocks per game.

Diaz started Big 12 play slowly from the floor making nine of his first 32 shots, but has been more aggressive on the offensive end over the last four games, averaging 11.5 points on 59 percent shooting.

•He has been in double figures in three of Nebraska's last four contests, scoring 10 points in Wednesday's loss at Kansas State.

•Diaz enjoyed his best game of the season in NU's win over No. 13 Texas A&M, scoring a season-high 16 points, grabbing five rebounds and blocking a pair of shots in NU's 58-47 win. The performance was more notable, as he played after the death of his aunt on Friday and flew back to Puerto Rico immediately following Saturday's game.

•He has shot over 50 percent from the floor in 16 of the Huskers' 21 games this season, including a streak of 11 consecutive games earlier in the year.

•Diaz had led NU in scoring average until the Texas Tech game, and is still in position to become only the third Husker sophomore to top Nebraska in scoring in the last 20 years, joining former NBA standouts Tyrone Lue (1996-97) and Eric Piatkowski (1991-92).

•He was instrumental during the Huskers' 11 game win streak earlier this season, averaging 11.5 points per game while shooting 61 percent in that stretch.

•Diaz turned the corner in NU's win over Colorado, hitting 7-of-8 shots from the floor to snap the Buffaloes' seven-game win streak.

•He helped NU nearly end then-No. 3 Kansas' homecourt win streak with eight rebounds and eight points in a 63-60 loss.

•Diaz is quickly closing in on Nebraska's blocked shot career list. He has 63 blocks in his career and nine shy of 10th place on the list. He is eighth in the league in blocked shots at 1.0 per game.

•His best effort of the season came against TCU, when he recorded his first career double-double with 13 points and career highs in both rebounds (12) and blocks (three).

Diaz's season turned around at the Honda Puerto Rico Tip Off, where he played in front of family and friends. He was an honorable-mention all-tournament selection, as he tied for the team lead in scoring (10.7 ppg) while adding 4.3 rebounds, 1.0 blocks and hitting 57 percent from the floor. He totaled 13 points against Davidson, scoring eight straight second-half points to pull the Huskers within a point in the final two minutes, and a game-high 11 points in the win over Hofstra.

As a redshirt freshman, Diaz put together one of the best rookie seasons in program history in 2009-10. The



6-foot-11 center from Caguas, Puerto Rico, appeared in all 33 contests, averaging 8.8 points on a team-high 52.2 percent shooting, 4.0 rebounds and 1.2 blocked shots per game. He not only set a school freshman mark with 41 blocked shots, but also finished on NU's freshman top-10 list in field goals made (133, fourth), rebounds (133, seventh), points (291, eighth) and points per game (8.82, 10th).

## MCCRAY ADDS DEPTH INSIDE

After losing nearly his entire sophomore season following Tommy John surgery on his left (non-shooting) elbow, Toney McCray is starting to make up for lost time. Since battling plantar fasciitis early in the season, McCray has been a solid contributor, averaging 7.0 points and 4.3 rebounds per game to rank third on the team in scoring and second in rebounding.

The Missouri City, Texas, product has moved into the forward role, where his length and athleticism has helped provide matchup problems, midway through the non-conference slate. He moved into the starting lineup in the final week heading into conference play and is averaging 9.1 points per game over his last nine contests. Prior to that, he averaged just 5.4 points in Nebraska's first 12 games.

McCray's emergence began against TCU on Dec. 11, when he came off the bench to record his first career double-double with 15 points and 10 rebounds. McCray had 12 of his 15 points in the second half against the Horned Frogs, including six points in a 13-0 run to break open a one-point game. He set a career high in rebounds, grabbing 11 caroms in a rout of Eastern Washington on Dec. 18.

In Big 12 action, he is second on the team in scoring, averaging 10.4 points and 4.0 rebounds per game, while hitting 50 percent from the field. He has also connected on a team-best 41 percent of his 3-point attempts during conference play.

McCray had 17 points, including a pair of 3-pointers, at No. 15 Missouri on Jan. 12. McCray, who was in double figures just once in 16 Big 12 games as a freshman, tied his career high against Colorado on Jan. 18 with 18 points and a game-high eight rebounds. McCray's block of Alec Burks in the second half of the CU game was the No. 5 play on SportsCenter that evening.

## HUSKER NEWCOMERS MAKING AN IMPACT

Three of the Huskers' newcomers have played a significant impact in helping the Huskers to a 14-5 record, as junior college transfers Andre Almeida and Caleb Walker and senior Drake Beranek have all found minutes in the Huskers' rotation.

Walker, a first-team NJCAA All-American, has emerged as one of NU's top performers on the wing. He is averaging 6.3 points and a team-high 4.8 rebounds, while starting 16 games. In conference play, he has upped his numbers to 7.3 points and 5.0 rebounds per game. Walker was a two-sport athlete at Butler CC as a freshman in 2008-09, helping the school to an NJCAA national title on the gridiron before focusing solely on basketball as a sophomore.

- He has reached double figures in points six times, highlighted by a 13-point, eight rebound effort against Iowa State. In that game, he hit 5-of-9 from the field and added a pair of 3-pointers and two blocked shots.

- Walker had 12 points, including a pair of 3-pointers, in Nebraska's loss to No. 15 Missouri on Jan. 12.

- Against Jackson State, he hit 6-of-7 shots and added five rebounds and five assists, while he had 10 points, including a pair of 3-pointers, in NU's win against USC.

- He grabbed 10 rebounds against Creighton before pulling a season high 12 rebounds against Alcorn State, becoming the first Husker in three seasons - a span of 71 games - to grab 10 or more rebounds in consecutive games.

- Walker reached double figures in rebounding for the third time this year when he pulled down 10 rebounds in the loss to No. 3 Kansas.

- He turned in a solid performance against Texas A&M, totaling nine points, five rebounds, three steals and three assists, while limiting Khriston Middleton to just 12 points on 4-of-9 shooting.

Almeida, a two-time All-American in junior college, has given the Huskers quality minutes off the bench, averaging 6.2 points on 64 percent shooting, 3.2 rebounds and 1.4 blocked shots per game, as he ranks sixth in the Big 12 in blocked shots. He has lost nearly 30 pounds since arriving on campus in August and provides the Huskers additional size in the post. Almeida suffered a right ankle injury in the second half of Saturday's game against Texas A&M and did not play in Wednesday's loss at Kansas State.

- He has eight games with multiple blocks and his 27 blocks this season already ranks 10th on the Huskers' junior class list. He is 18 blocks away from the top five among Husker juniors.

- Almeida has been solid in recent weeks, averaging 7.2 points on .674 shooting, 4.1 rebounds and 1.7 blocks per game in his last 10 games before playing just nine minutes against Texas A&M on Saturday.

- Against South Dakota on Nov. 12, he came off the bench and led Nebraska with 20 points and seven rebounds. He hit on 9-of-12 shots, including nine consecutive shots at one point to help Nebraska build a 16-point second-half lead. Almeida became the second Husker newcomer in the last 40 years to score at least 20 points in a season opener, joining freshman Joe McCray, who had 23 points in his Husker debut in 2004. His effort was also the most points any NU newcomer had scored in his debut in Doc Sadler's five seasons at Nebraska, topping the previous best of 17 by Toney McCray in 2008.

- Reached double figures for the third time this season against North Dakota on Jan. 3 with 10 points, four rebounds and a season-high four blocks in the win over North Dakota on Jan. 3

- Topped his season best in blocks for the third straight game against Savannah State on Jan. 5 with five blocks

## HUSKER BASKETBALL SIGNEES

Lincoln (Nov. 12) – University of Nebraska basketball coach Doc Sadler announced that three high school seniors have signed National Letters-of-Intent to attend the University of Nebraska next season.

Name	Pos.	Ht.	Wt.	Hometown (High School)
Corey Hilliard Jr.	G	6-1	175	Raytown, Mo. (South)
Josiah Moore	G/F	6-5	200	Norcross, Ga. (Norcross)
David Rivers	G/F	6-7	180	Little Rock, Ark. (Hall)

Hilliard is one of the top seniors in the Kansas City metro area playing for Coach Brad Oestreich at Raytown South High School, one of the top basketball programs in the region. The 6-foot-1, 175-pound guard is a three-star selection by both Rivals.com and Scout.com and rated as the No. 52 point guard nationally by ESPN.com. A two-year starter, he was named district MVP as a junior, averaging 15.0 points, 4.5 assists, 2.8 rebounds and 1.7 steals per game in helping Raytown South to a 21-7 record. Hilliard spent the summer playing for the Kansas City Pump 'N Run team and Coach LJ Goolsby, winning four tournament titles on the AAU circuit. He chose Nebraska over Missouri State, Wichita State, Creighton, Tulane and Southern Illinois while also drawing interest by Kansas State, Missouri and Baylor.

Moore is an athletic wing player who plays for one of the nation's top high school basketball programs at Norcross (Ga.) High School. The Blue Devils, coached by Jesse McMillan, are ranked eighth nationally in MaxPreps preseason top-25 and feature three seniors signing National Letters-of-Intent with Division I schools in the fall signing period. The 6-foot-5, 200-pound Moore is rated the No. 61 shooting guard in the country by ESPN and a three-star prospect by Rivals.com while also being rated as the overall No. 15 prospect in Georgia, regardless of position, by Scout.com. He was chosen for the Preseason Atlanta Tip-Off Club All-Metro Team earlier this month. As a junior, he averaged 9.3 points, 5.3 rebounds and 1.2 assists per game to help Norcross to a 27-3 record and an Elite appearance in Class AAAAA (largest class in the state) before losing to eventual state champion Milton, 53-52. He played AAU ball for the Worldwide Renegades and Coach Ryan Falker. Moore looked at South Florida, St. John's, Auburn, Western Kentucky and Wichita State among others before selecting Nebraska.

Rivers is another athletic wing player with a winning background, as he comes from Hall High School in Little Rock, Ark. Rivers was rated as the No. 46 small forward in the country by ESPN and is a three-star pick by both Rivals.com and Scout.com. He is also ranked among the top 150 prospects in the country by various scouting services, while Hall High School enters the 2010-11 season ranked in the ESPN Rise Powerade Fab 50. As a junior, the 6-foot-7, 180-pounder averaged 14 points, six rebounds and three blocks per game, leading Hall High School to a 28-3 record and a Class 6A state title. A first-team all-state selection, Rivers had 12 points, seven rebounds and five assists in a 64-59 win over West Memphis in the Class 6A state title game. He had four games with at least 20 points as a junior, including a season-high 26 points against Jacksonville. He played AAU ball with the Arkansas' Wings and Coach Ron Crawford, helping the 17-and-under team to the 2010 AAU National Championship in Orlando, as well as the Best Buy Classic in Minneapolis in 2010. Rivers, who has started since midway through his freshman year, is a two-time all-conference performer and has helped Hall High School win a pair of state titles (2008 and 2010) and earn a runner-up finish (2009). He was recruited by Clemson, Wichita State, UTEP and Tulane among others.

**BIG 12 INDIVIDUAL LEADERS - ALL**

(as of Jan. 30)

Category	Rk.	Player	Avg.
Assists	5.	Lance Jeter	4.3
Steals	3.	Lance Jeter	2.0
Blocked Shots	6.	Andre Almeida	1.5
Blocked Shots	8.	Jorge Brian Diaz	1.0
Asst.-to-TO Ratio	1.	Lance Jeter	2.5

Category	Rk.	Player	Avg.
Scoring Offense	11	Nebraska	68.0
Scoring Defense	1.	Nebraska	57.1
Scoring Margin	5.	Nebraska	+10.9
FT Percentage	8.	Nebraska	.711
FG Percentage	4.	Nebraska	.475
FG Pct. Defense	2.	Nebraska	.368
3-Point FG Pct.	12.	Nebraska	.298
3-Point FG Pct. Def	4.	Nebraska	.302
Rebounding	8.	Nebraska	36.2
Rebound Margin	6.	Nebraska	+4.0
Blocked Shots	8.	Nebraska	3.7
Assists	10.	Nebraska	13.0
Steals	7.	Nebraska	6.6
Turnover Margin	10.	Nebraska	+0.4
Asst/TO Ratio	8.	Nebraska	1.0
3-Point FG/GM	11.	Nebraska	4.8

**BIG 12 CONTESTS****BIG 12 INDIVIDUAL LEADERS - BIG 12**

(as of Jan. 30)

Category	Rk.	Player	Avg.
Assists	3.	Lance Jeter	5.1
FT Pct.	2	Brandon Richardson	.955
Steals	t3	Lance Jeter	2.0
Blocked Shots	10	Jorge Brian Diaz	1.0
Asst-to-TO Ratio	2	Lance Jeter	2.8
Defensive Rebounds	13	Lance Jeter	4.0

Category	Rk.	Player	Avg.
Scoring Offense	t11	Nebraska	64.6
Scoring Defense	3.	Nebraska	65.4
Scoring Margin	7.	Nebraska	-0.9
FT Percentage	3.	Nebraska	.744
FG Percentage	6.	Nebraska	.432
FG Pct. Defense	5.	Nebraska	.436
3-Point FG Pct.	11.	Nebraska	.271
3-Point FG Pct. Def	8.	Nebraska	.364
Rebounding	8.	Nebraska	32.8
Rebound Margin	7.	Nebraska	-1.7
Blocked Shots	11.	Nebraska	2.1
Assists	11.	Nebraska	11.6
Steals	t3.	Nebraska	7.0
Turnover Margin	4.	Nebraska	+0.9
Asst/TO Ratio	8.	Nebraska	0.9
3-Point FG/GM	11.	Nebraska	4.1

while hitting all four shots from the field. His five blocked shots were the most since Aleks Maric had five against Hofstra on March 16, 2006.

- Shined in the loss to No. 3 Kansas on Jan. 12, coming off the bench for 10 points on 5-of-7 shooting, seven rebounds, three assists and two blocked shots. His seven rebounds matched a season high for the 6-foot-11 junior.

Beranek, who originally walked on to NU after playing for three years at Division II Nebraska-Kearney, has given the Huskers a solid scorer off the bench. He is averaging 4.9 points and 2.7 rebounds per game while shooting 47 percent from the floor, 36 percent from 3-point range and 86 percent from the foul line. Beranek is a solid defender who also leads the Huskers with five charges drawn.

- He started Nebraska's first two Big 12 games in place of Brandon Richardson, who strained his right knee against Savannah State, and had nine points and a career-high seven rebounds in a one-point win over Iowa State. He helped limit Scott Christopherson, who was leading the Big 12 in 3-point percentage at the time, to just six points on 2-of-7 shooting.

- Beranek's highest scoring performance of the year was against Jackson State on Dec. 1, when he had 10 points on 4-of-5 shooting. He also had eight points in 27 minutes off the bench in the win over TCU on Dec. 11.

- He tied his season high for the second time against Colorado on Jan. 18, when he scored 10 points, grabbed four rebounds and dished out a pair of assists in 22 minutes of work.

**PLENTY OF RESERVE**

If it seems like Nebraska's bench has been more productive in recent years, it has been the case in 2010-11.

The Huskers are averaging 28.2 points and 17.3 rebounds per game from their bench entering the Kansas game.

- The Huskers' bench is out-scoring opponents 27.4-12.4 per game and has more than doubled its opponents' point total 12 times this season. Nebraska's bench has only been out-scored twice in the first 21 contests (USC, Creighton), and not since Dec. 5.

- Nebraska's leading scorer has come off the bench seven times, including a 20-point game by Andre Almeida in the season opener against South Dakota on Nov. 12.

- NU's reserves have scored 40 or more points five times, including a season-best 50 points in the win over Arkansas-Pine Bluff on Nov. 15.

The highest points per game average from NU's bench since the 2000-01 season is 27.9 points per game, set during the 2003-04 season. Here is a look at the bench production during Sadler's five years at Nebraska.

**Bench Production**

Year	Bench PPG	Pct.	RPG
2010-11	27.4	.447	17.0
2009-10	24.6	.443	13.2
2008-09	24.4	.421	12.7
2007-08	19.5	.425	10.0
2006-07	15.2	.419	8.1

**AN 11-GAME RUN**

While No. 15 Missouri put the kibosh on Nebraska's 11-game win streak on Jan. 12, with its 77-69 win, Nebraska enjoyed its longest consecutive win streak since the 1993-94 campaign. It marked just the 10th double-digit win streak in the program's 115-year history and just the fifth since 1920.

- The streak began with a 15-point win over Hofstra in the final game of the Honda Puerto Rico Tip-Off and included double-figure comebacks against both USC (20 points) and Creighton (13 points).

- Nebraska posted six straight double figure wins, the first time that has happened since a seven-game stretch to open the 1992-93 season.

- Nebraska won three games by five points or less, including a one-point win against Iowa State and a two-point win versus USC.

- Prior to this season, Nebraska's longest win streak in Sadler's five seasons was six games (on two occasions) and the program's longest win streak in the Big 12 era was seven games in 1998, the last time the Huskers reached the NCAA Tournament.

**Longest Winning Streaks in School History**

No.	Season	Win Streak	Date Started	Date Ended
1.	1990-91	14 games	11-28-90	1-22-91
	1911-12/12-13	14 games	1-27-12	1-25-13
3.	1919-20/20-21	13 games	2-6-20	1-3-21
	1897-98/1900-01	13 games	2-22-1898	1901*
5.	1912-13	12 games	1-31-13	3-12-13
6.	2010-11	11 games	11-27-10	1-12-2011
	1993-94	11 games	12-3-93	1-19-94
	1905-06/06-07	11 games	2-25-06	2-15-07
9.	1994-95	10 games	11-27-94	1-4-95
	1977-78	10 games	12-2-77	12-29-77

\*Dates unavailable

## COMEBACK KIDS

Nebraska has shown resiliency this season, overcoming two double figure deficits this season. It is the first time in the Big 12 era that Nebraska has overcome a pair of double-digit deficits in the same season.

Against USC on Nov. 27, NU overcame a 20-point first half deficit on two occasions (the last being at 37-17 with 2:05 left in the first half) to win 68-58. Against Creighton on Dec. 4, NU trailed by 11 points in the first half, only to roar back to a 59-54 win.

•The 20-point deficit against USC equaled the largest deficit the Huskers have overcome in a game in the Big 12 era (1996-97 to present) and is believed to equal the largest deficit NU has overcome in a win. The Huskers also overcame a 20-point deficit in an 87-77 overtime win against Kansas State on Jan. 15, 1997.

•Nebraska now has 14 double-digit comebacks in the Big 12 era, including five under Coach Doc Sadler. Four of the top five comebacks by NU in the Big 12 era have come under Sadler.

## HOLDING COURT

Nebraska has been strong on its home court over the years, and continues an impressive run at home under Coach Doc Sadler in 2010-11. In the history of the Bob Devaney Sports Center, Nebraska has posted a 424-131 record for a .764 winning percentage. In the past five seasons under Sadler, Nebraska has dominated to the tune of a 68-17 record (.800 winning percentage) against all teams. The Huskers come into Saturday's sold-out game against No. 2 Kansas riding a 14-game home winning streak. Nebraska's 14-game win streak is two shy of the school record of 16 set during the 1981-82 and 1982-83 seasons.

## CONTROLLING THE BOARDS

Nebraska's size on the interior has helped the Huskers control the backboards for much of the season. The Huskers have out-rebounded 15 of their 21 opponents and rank sixth in the league with a +4.0 rebounding margin. Nebraska had out-rebounded nine of its last 10 foes before the Texas Tech game, although NU has been out-rebounded in its last three contests heading into Saturday's game with Kansas. The Huskers are 12-3 when out-rebounding opponents and 3-3 when being out-rebounded.

The Huskers grabbed a season-high 49 rebounds against Alcorn State on Dec. 8 - the second-highest total in Doc Sadler's five seasons at Nebraska and the most in a non-overtime game since grabbing 51 rebounds on Feb. 22, 2005, against Colorado (a span of 141 games). Nebraska's best rebounding effort of the year came at Kansas, when Nebraska enjoyed a 43-32 advantage on the glass.

### Capturing Caroms

Year	RPG	Margin
2010-11	36.2	+4.0
2009-10	32.4	-0.3
2008-09	27.8	-6.6
2007-08	34.3	+2.1
2006-07	29.9	-2.2

## HUSKERS TAKE 5 AGAINST JACKSON STATE

Nebraska had five players in double figures in the Dec. 1 win over Jackson State, marking only the third time in Doc Sadler's five seasons that the Huskers had placed five players in double figures, and the first time since Nov. 21, 2009, against TCU. NU nearly had a sixth player reach double figures, as sophomore Jorge Brian Diaz finished with eight points in just 19 minutes of action.

### Five in Double Figures under Sadler

Opponent	Date	Score	Double Figures
vs. Jackson State	12/1/10	W, 76-57	Walker-13, Jones-13, Ubel-10, Beranek-10, Richardson-10
vs. TCU	11/21/09	W, 90-77	Diaz-22, Richardson-15, Anderson-15, Henry-11, Hankins-Cole-10
vs. Savannah State	1/3/07	W, 81-53	Henry-18, Perry-17, Maric-14, White-14, Velander-10

## A LONG WAIT

Nebraska fans anxiously awaited the debut of sophomore Christopher Niemann, as the center missed more than two full seasons in the Husker program. He underwent a pair of surgeries on his right ACL within a six-month span in 2009 and had a scope on his knee in early November. It was 1,126 days from the time Niemann signed to his debut against Eastern Washington on Dec. 18. He played the final seven minutes against EWU and has played in two other non-conference games. His best effort came against Grambling State on Dec. 21, when he totaled two points and four rebounds in nine minutes of action. Niemann saw his first Big 12 action on Wednesday at Kansas State, playing five minutes in the first half, as Andre Almeida was not available because of an ankle injury.

### Largest Husker Deficits Overcome to Win

(Big 12 era only, since 1996-97)

Year	Opponent	Deficit
2010-11	USC	20 points
1996-97	Kansas State	20 points
2009-10	Texas Tech	14 points
2008-09	Creighton	13 points
2006-07	at Texas Tech	13 points
2002-03	vs. UC Santa Barbara	12 points
1998-99	Texas A&M	12 points
2010-11	Creighton	11 points
2005-06	Baylor	11 points
2004-05	Oklahoma State	11 points
2001-02	Colorado	11 points
2000-01	Missouri	11 points
1999-2000	Eastern Illinois	10 points
1997-98	Baylor	10 points

## BIG 12 NETWORK TV INFO FOR SATURDAY'S GAME VS. KANSAS

City	Channel
Ft Smith-Fayetteville-Springdale-Rogers, Ark.	KFTA
Little Rock-Pine Bluff, Ark.	KARZ
Los Angeles, Calif.	KDOC
Denver, Colo.	ALTITUDE2
Cedar Rapids-Waterloo-Dubuque, Iowa	KFXA
Davenport-Rock Island-Moline, Iowa	WBQD-LP
Des Moines-Ames, Iowa	WOI-DT
Rochester-Mason City-Austin, Iowa	MEDIACOM-MC
Sioux City, Iowa	KPTH-DT2
Joplin-Pittsburg, Kan.	KFXJ
Topeka, Kan.	KSNT-DT
Wichita-Hutchinson Plus, Kan.	KSAS
Paducah-Cape Girardeau-Harrisburg-Mt Vernon, Ky.	WDKA
Columbia-Jefferson City, Mo.	KZOU
Kansas City, Mo.	KMCI
Springfield, Mo.	KCZ
St. Louis, Mo.	KPLR 11.2
Lincoln-Hastings-Kearney, Neb.	KLKN
North Platte, Neb.	KIIT
Omaha, Neb.	KXVO
Binghamton, N.Y.	WBPN
New York, N.Y.	YES
Oklahoma City, Okla.	KOCB
Tulsa, Okla.	KJRH
Abilene-Sweetwater, Texas	KIDZ-LP
Austin, Texas	KBVO
Beaumont-Port Arthur, Texas	KJAC
Corpus Christi, Texas	KTOV
Dallas-Ft. Worth, Texas	KTXA
Houston, Texas	KTBU
Lubbock, Texas	KJTV
Odessa-Midland, Texas	KOSA-DT2
San Angelo, Texas	KIDY
San Antonio/Austin, Texas	KCWX
Sherman, TX-Ada, OK	KXII-DT2
Tyler-Longview-Lufkin-Nacogdoches, Texas	KFXK
Tyler-Longview-Lufkin-Nacogdoches, Texas	KFXL-LP
Waco-Temple-Bryan, Texas	NBTX
Waco-Temple-Bryan, Texas	NWTV
La Crosse-Eau Claire, Wis.	KQEG
Milwaukee, Wis.	WMLW

In 2009-10, the Paul Velander Hustle Board was created in the Nebraska men's basketball locker room. The board was named in honor of 2008-09 Jack Moore Award winner Paul Velander, who recorded 26 of the team's 53 charges taken that season. In tribute to his hard work and effort, the Nebraska coaching staff will track charges and floor burns this season and post the results for every game on the Paul Velander Board.

## 2010-11 HUSTLE STATS

### Floor Burns

Beranek-13; Richardson-11; McCray-7; Diaz-4; Walker-5; Gallegos-3; Ubel-1; Jones-1; Jeter-1

### Charges Attempted

Beranek-11; Jeter-6; Standhardinger-3; Richardson-2; McCray-1; Diaz-1; Brown-1

### Charges Taken

Beranek-5; Jeter-5; Ubel-4; Standhardinger-4; Richardson-3; Brown-1; Fox-1



## CHUBICK TO BE INDUCTED INTO NEBRASKA BASKETBALL HALL OF FAME

One of the central figures in the Huskers' NCAA Tournament run in the early 1990s will be honored next month with his induction into the Nebraska Basketball Hall of Fame. Bruce Chubick will be recognized for his accomplishments as a Husker as he will be honored on Feb. 18-19 in Lincoln.

Chubick, one of only two players in school history to play in four straight NCAA Tournaments, will be joined in the celebration that weekend by Harley and Marcia Bergmeyer, the Bud Cuca Special Merit Award winners, and Albert Maxey Sr., the Nebraska Basketball Hall of Fame Whitehead Distinguished Alumni Award winner.

All four will be honored at an induction banquet hosted by the Nebraska Athletic Department and the Rebounders Club on Friday, Feb. 18, at Lincoln Station and will be introduced at the Nebraska-Texas men's basketball game on Saturday, Feb. 19 (12:30 p.m. tipoff). For tickets to the event or for more information, contact Kiley Abdouch in the Community Relations Office at (402) 472-0795.

Chubick was an integral part in helping Nebraska to an 85-39 record and four NCAA Tournament bids during his playing career. As a senior, he was instrumental in helping Nebraska to a 20-10 record and the school's first Big Eight Tournament title, averaging 11.7 points on a team-best .563 shooting percentage and a team-high 7.3 rebounds per game, as the Huskers finished 22nd in the final AP poll. In his career, Chubick played in 119 games as a Husker, totaling 878 points and ranking in the top-15 in school history in both shooting percentage (.561, sixth) and rebounds (618, 15th).

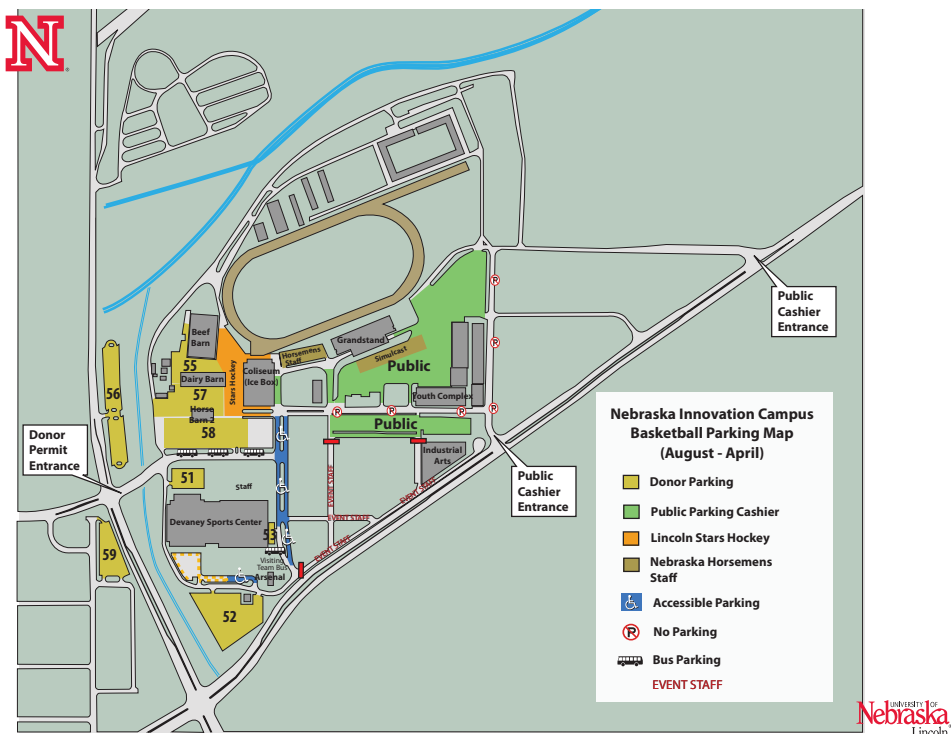
## BANK OF THE WEST DOC SADLER BASKETBALL SHOW

Join Doc Sadler and Lane Grindle each week during the basketball season for the Bank of the West Doc Sadler Basketball Show. Each 30-minute episode includes game highlights, interviews, player features and much more. The show is available throughout the state and also on the Internet on HuskersNside.

### 2010-11 Doc Sadler Show Listings

Station - Location	Channel	Day (Time)
KPTM - Omaha	Ch. 42	Sun. (10 p.m.)
KXVO - Omaha	Ch. 15	Sat. (11 a.m./3 p.m.)
KOLN-KGIN - Lincoln	Ch. 10.1/11.1	Sun. (10:35 p.m.)
KOLN-KGIN MyTV	Ch. 10.2/11.1	Sun. (9 p.m.)
Time Warner Cable - Lincoln	Ch. 13	Wed. (10 p.m.)
Time Warner Cable-on Demand	Ch. 101	On-Demand
Great Plains Cable		Wed. (6 p.m.); Thurs. (11:30 p.m.); Sat. (9:30 a.m.)
KNOP - North Platte	Ch. 2	Sat. (Noon)
KDUH - Scottsbluff	Ch. 4.1	Sun. (10:35 p.m.)
KDUH on Charter Cable	Ch. 9	Sun. (10:35 p.m.)
Spencer Cable - Spencer, Iowa	Ch. 3	Tues. (6:30 p.m.); Wednesday (11 a.m.); Wednesday (10:30 p.m.)
Mediacom - Spirit Lake, Iowa	Ch. 7	Wed. (8 p.m.)
KPTH-DT2 - Sioux City, Iowa	Ch. 44.2	Sun. (9 p.m.)

## PARKING CHANGES FOR 2010-11 SEASON



With the creation of UNL Innovation Campus on the property previously used for the Nebraska State Fair, fans will be charged \$3 per car to park in the public lots this season.

Two cashier stations will be set up on the Salt Creek Roadway Extension to assist fans entering and exiting the parking area on gamedays.

Fans can purchase parking passes in advance by calling UNL Parking & Transit Services at (402) 472-1800, as season and 10-game packets are available. The 10-event passes which allows fans to have 10 parking passes that can be used at men's and women's basketball games or Lincoln Stars hockey. Advance Passes can only be purchased at UNL Parking Services (located next to Huskers Authentic) between 7:30 a.m. and 5 p.m. on weekdays.

Here is a quick primer on the parking areas and how to access them.

### PUBLIC PARKING LOTS

**Public Parking Lots:** *From 27th Street:* Enter from the east on North Fair Park Drive, which winds around to the public cashier entrance into the north entrance of the lot. Please exit the same way you entered. *From Military Road or Antelope Valley Parkway:* Take the Salt Creek Expressway to the public cashier entrance and head north into public parking area. Please exit the same way you entered.

### DONOR/MEDIA PARKING AREAS

- **Lot 51:** - Enter from Antelope Valley Parkway (formerly 14th Street) onto West Entrance Road. Exit to Antelope Valley Parkway.
- **VIP Lot and Lot 52:** Enter from the west at the intersection of Military Road and Antelope Valley Parkway. Take a right to curve around the west side of the Devaney Center to Court Street. Please exit the same way you entered.
- **Lot 56:** Enter from Antelope Valley Parkway heading north. Exit to Antelope Valley Parkway heading north.
- **Lot 57-58:** Enter from Antelope Valley Parkway to West Entrance Road. Exit to West Entrance Road to Antelope Valley Parkway.
- **Lot 59:** Enter from 10th Street or Antelope Valley Parkway to Military Road. Exit to Antelope Valley Parkway heading north.

### NEBRASKA MEDIA RELATIONS

Associate Media Relations Director: Shamus McKnight  
Office: 402-472-7772;  
Cell: 402-540-0268  
E-mail: smcknight@huskers.com  
Address: One Memorial Stadium  
Lincoln, NE 68588-0123

### FOLLOW THE HUSKERS ONLINE

Web site: Huskers.com  
Twitter: www.twitter.com/NUHoopsblog  
Facebook: www.facebook.com/Huskers  
Doc Sadler: www.twitter.com/Coach\_Sadler

## NEW FACES ON THE BENCH

One of the biggest changes for the Huskers is on the sideline, as assistant coaches Wes Flanigan and Tracy Webster are in their first year at Nebraska, while Chris Croft moved from an administrative role to the bench this season. Flanigan came to Nebraska from UAB, where he spent two seasons helping the Blazers to 47 wins and a pair of postseason appearances. He also served as an assistant at Arkansas-Little Rock and Northwest Mississippi CC following his playing career at Auburn, where he was an All-SEC performer.

Webster comes to Nebraska after previously serving coaching stints in the Big East, Big Ten and Southeastern Conferences. Last season, he was an assistant at DePaul before being promoted to interim head coach on Jan. 12, 2010, where he finished the season. He has also been an assistant at Kentucky, Illinois, Purdue and Ball State following a decorated playing career at Wisconsin, where he was an All-Big Ten guard for the Badgers.

Croft served as NU's director of operations for the last four seasons, but had previously been an assistant at the Division I level for 14 seasons, including Oklahoma State, UTEP, Washington State, Southern Miss and Maryland-Eastern Shore and was the head coach at Martin Methodist College for two seasons.

## NEBRASKA COACH DOC SADLER

Doc Sadler is now in his fifth season on the Husker sideline. Sadler has guided the Huskers to postseason appearances in two of the last three seasons and his 70 wins after his first four seasons is the second-highest total by a Husker coach in his first four years at Nebraska (Moe Iba, 71). He has guided teams to postseason berths in four of his six years as a Division I head coach, as both of his UTEP squads reached postseason play before taking over the Nebraska program in August of 2006. Sadler can move into a tie for fifth place on NU's career wins list with a win against Kansas on Saturday evening.

### All-Time Coaching Wins at Nebraska

No.	Coach, Years	Wins	Record
1.	Danny Nee, 1987-2000	254	254-190 (.572)
2.	Joe Cipriano, 1964-80	253	253-197 (.562)
3.	Moe Iba, 1981-86	106	106-71 (.599)
4.	Barry Collier, 2001-06	89	89-91 (.494)
5.	Harry C. Good, 1947-54	86	86-99 (.465)
6.	Doc Sadler, 2007-present	85	85-63 (.571)

## ACADEMIC SUCCESS UNDER SADLER

Under Doc Sadler, the Huskers have enjoyed success in the classroom. In all, 10 of 12 seniors who have completed eligibility under Sadler have received their degrees from Nebraska. This season, senior Matt Karn is the 11th senior to earn a degree under Sadler, participating in commencement ceremonies earlier last May.

Fellow seniors Drake Beranek (May) and Lance Jeter (August) are on schedule to complete their course work in the next year. The Nebraska basketball program ranks second among Big 12 programs with an 82 percent Graduation Success Rate (GSR) in the most recent rankings released on October of 2010.

## WALK-ON TRADITION CONTINUES

While the Nebraska football program is nationally known for its walk-on program, the Husker basketball team has gotten major contributions from walk-ons in Doc Sadler's four seasons. The most notable was Paul Velandier, who received the Jack Moore Award, symbolizing the team's MVP, after helping the 2008-09 squad to the NIT.

At the start of the semester senior guard Drake Beranek was recognized for his hard work, as he was placed on scholarship for the 2010-11 year. Beranek walked on to the program after spending three years at the University of Nebraska-Kearney. He scored 1,453 career points at UNK and ranked 11th nationally in Division II with 21.9 points per game in 2008-09.

For the 2010-11 season, the Huskers added five walk-ons, including in-state products Trevor Menke (Beatrice), Kye Kurkowski (Grant) and Jordan Tyrance (Lincoln), as well as Marshall Parker (Fort Smith, Ark.) and Bo Spencer (Baton Rouge, La.). Spencer was LSU's starting point guard the last two seasons, helping the Tigers to an SEC regular-season title and the second round of the 2009 NCAA Tournament.

## BIG 12 PRESEASON POLL

The Big 12 comes off a season where it had seven teams make the NCAA Tournament, including a pair of Elite Eight teams. After the top two teams, the remaining order was Baylor, Missouri, Texas A&M, Texas Tech, Oklahoma State, Colorado, NU, Oklahoma and Iowa State. While the Huskers were picked 10th in 2010-11, Nebraska has typically exceeded the preseason experts during Doc Sadler's tenure as Nebraska's coach. NU has finished ahead of the projections in three of the past four years, finishing eighth or better three times, including a .500 finish in conference action during the 2008-09 campaign.

### Exceeding Predictions

Year	Preseason	Final
2006-07	10th	7th
2007-08	10th	7th
2008-09	9th	8th
2009-10	11th	12th
2010-11	10th	

## WATCHING THE HUSKERS IN 2010-11

The Huskers will have at least 20 games televised regionally or nationally, including five games set to be seen around the country on the ESPN family of networks and another nationally televised on Fox Sports Net.

In addition, six other games will be carried on the Internet exclusively on HuskersNside

The Huskers have averaged more than 20 televised contests (national, regional and local) each of the past four years.

## 2010-11 TELEVISION/INTERNET BROADCAST SCHEDULE

Date	Opponent	Viewing	Time/Result
Nov. 12	South Dakota	FSNMW	W, 76-68
Nov. 18	vs. Vanderbilt	ESPNU	L, 49-59
Nov. 19	vs. Davidson	ESPN3.com	L, 67-70
Nov. 21	vs. Hofstra	ESPNU	W, 62-47
Nov. 27	USC	FSN	W, 60-58
Dec. 1	Jackson State	HuskersNside	W, 76-57
Dec. 5	Creighton	FSNMW	W, 59-54
Dec. 8	Alcorn State	HuskersNside	W, 78-57
Dec. 11	TCU	FSNMW	W, 70-56
Dec. 18	Eastern Washington	HuskersNside	W, 72-42
Dec. 21	Grambling State	HuskersNside	W, 79-39
Jan. 2	North Dakota	HuskersNside	W, 77-46
Jan. 5	Savannah State	HuskersNside	W, 68-48
Jan. 8	Iowa State	FSNMW	W, 63-62
Jan. 12	at Missouri	FSNMW	L, 69-77
Jan. 15	at Kansas	ESPNU	L, 60-63
Jan. 18	Colorado	ESPN2	W, 79-67
Feb. 22	at Texas Tech	ESPN3.com	L, 71-72
Feb. 2	at Kansas State	Big 12 Network	7 p.m.
Feb. 5	Kansas	Big 12 Network	3 p.m.
Feb. 9	at Baylor	Big 12 Network	7 p.m.
Feb. 12	Oklahoma State	FSNMW	6 p.m.
Feb. 16	at Oklahoma	ESPNU	8 p.m.
Feb. 19	Texas	Big 12 Network	12:30 p.m.
Feb. 23	Kansas State	ESPNU	8 p.m.
Feb. 26	at Iowa State	Big 12 Network	12:30 p.m.
March 1	Missouri	Big 12 Network	7 p.m.

**Nebraska Cornhuskers**  
**Nebraska Combined Team Statistics (as of Feb 04, 2011)**  
**All games**

<b>RECORD:</b>	<b>OVERALL</b>	<b>HOME</b>	<b>AWAY</b>	<b>NEUTRAL</b>
ALL GAMES	15-6	14-0	0-4	1-2
CONFERENCE	3-4	3-0	0-4	0-0
NON-CONFERENCE	12-2	11-0	0-0	1-2

#	Player	gp-gs	min	avg	Total		3-Point		F-Throw		Rebounds								pts	avg		
					fg-fga	fg%	3fg-fga	3fg%	ft-fa	ft%	off	def	tot	avg	pf	dq	a	to			blk	stl
34	Jeter, Lance	21-21	606	28.9	82-169	.485	18-57	.316	46-67	.687	11	73	84	4.0	41	3	91	36	2	41	228	10.9
21	Diaz, Jorge Brian	21-21	510	24.3	98-177	.554	0-0	.000	24-42	.571	25	69	94	4.5	41	0	21	29	22	7	220	10.5
11	Standhardinger, Chr.	6-0	106	17.7	19-41	.463	0-5	.000	19-25	.760	15	18	33	5.5	13	0	4	6	1	1	57	9.5
00	McCray, Toney	21-13	422	20.1	56-122	.459	15-37	.405	20-33	.606	23	66	89	4.2	39	0	26	40	5	18	147	7.0
25	Walker, Caleb	21-16	440	21.0	40-87	.460	12-39	.308	40-53	.755	28	73	101	4.8	22	0	18	25	4	14	132	6.3
03	Richardson, Brandon	20-18	442	22.1	40-91	.440	14-50	.280	30-37	.811	0	43	43	2.2	28	1	34	29	3	22	124	6.2
32	Almeida, Andre	20-2	317	15.9	53-83	.639	0-0	.000	17-28	.607	23	45	68	3.4	39	0	18	35	27	6	123	6.2
13	Ubel, Brandon	21-10	389	18.5	39-77	.506	3-16	.188	36-46	.783	21	51	72	3.4	45	1	13	23	6	4	117	5.6
31	Beranek, Drake	21-3	368	17.5	36-76	.474	12-33	.364	18-21	.857	6	50	56	2.7	33	0	21	26	2	12	102	4.9
01	Jones, Eshaunte	19-0	246	12.9	26-80	.325	18-55	.327	13-17	.765	4	26	30	1.6	16	0	12	11	1	6	83	4.4
15	Gallegos, Ray	19-1	250	13.2	28-82	.341	6-38	.158	4-5	.800	3	18	21	1.1	19	0	8	10	4	7	66	3.5
23	Brown, Kamyron	5-0	44	8.8	3-9	.333	1-1	1.000	7-8	.875	1	6	7	1.4	4	0	5	4	1	1	14	2.8
33	Fox, Mike	7-0	18	2.6	4-4	1.000	0-0	.000	0-4	.000	5	1	6	0.9	3	0	0	2	0	0	8	1.1
14	Niemann, Christopher	4-0	25	6.3	1-4	.250	0-0	.000	2-2	1.000	1	6	7	1.8	4	0	1	2	0	0	4	1.0
12	Karn, Matt	7-0	17	2.4	1-5	.200	1-5	.200	0-0	.000	0	0	0	0.0	0	0	0	1	0	0	3	0.4
Team											22	28	50				6					
Total.....		21	4200		526-1107	.475	100-336	.298	276-388	.711	188	573	761	36.2	347	5	272	285	78	139	1428	68.0
Opponents.....		21	4200		419-1140	.368	147-487	.302	214-335	.639	214	463	677	32.2	371	-	212	293	64	133	1199	57.1

<b>TEAM STATISTICS</b>	<b>NU</b>	<b>OPP</b>	<b>Date</b>	<b>Opponent</b>	<b>Score</b>	<b>Att.</b>
SCORING	1428	1199	11/12/10	SOUTH DAKOTA	w 76-68	8528
Points per game	68.0	57.1	11/15/10	ARKANSAS-PINE BLUFF	w 83-40	7716
Scoring margin	+10.9	-	11/18/10	vs Vanderbilt	L 49-59	4018
FIELD GOALS-ATT	526-1107	419-1140	11/19/10	vs Davidson	L 67-70	10127
Field goal pct	.475	.368	11/21/10	vs Hofstra	w 62-47	11575
3 POINT FG-ATT	100-336	147-487	11/27/10	USC	w 60-58	8756
3-point FG pct	.298	.302	12/01/10	JACKSON STATE	w 76-57	7823
3-pt FG made per game	4.8	7.0	12/05/10	CREIGHTON	w 59-54	9824
FREE THROWS-ATT	276-388	214-335	12/08/10	ALCORN STATE	w 78-57	7646
Free throw pct	.711	.639	12/11/10	TCU	w 70-56	8057
F-Throws made per game	13.1	10.2	12/18/10	EASTERN WASHINGTON	w 72-42	7434
REBOUNDS	761	677	12/21/10	GRAMBLING	w 79-39	7555
Rebounds per game	36.2	32.2	01/03/11	NORTH DAKOTA	w 77-46	7579
Rebounding margin	+4.0	-	01/05/11	SAVANNAH STATE	w 68-48	7458
ASSISTS	272	212	* 01/08/11	IOWA STATE	w 63-62	11610
Assists per game	13.0	10.1	* 01-12-11	at Missouri	L 69-77	11358
TURNOVERS	285	293	* 1/15/11	at Kansas	L 60-63	16300
Turnovers per game	13.6	14.0	* 01/18/11	COLORADO	w 79-67	8477
Turnover margin	+0.4	-	* 01/22/11	at Texas Tech	L 71-72	8783
Assist/turnover ratio	1.0	0.7	* 01/29/11	TEXAS A&M	w 57-48	11101
STEALS	139	133	* 2/02/11	at Kansas State	L 53-69	12528
Steals per game	6.6	6.3				
BLOCKS	78	64				
Blocks per game	3.7	3.0				
ATTENDANCE	119564	74689				
Home games-Avg/Game	14-8540	4-12242				
Neutral site-Avg/Game	-	3-8573				

\* = Conference game

<b>Score by Periods</b>	<b>1st</b>	<b>2nd</b>	<b>Totals</b>
Nebraska	635	793	1428
Opponents	547	652	1199



**Nebraska Cornhuskers**  
**Nebraska Team Game-by-Game Comparison (as of Feb 04, 2011)**  
**All games**

Opponent	1st	2nd	Score	Mar	Total FG	FG Pct	3-Pointers	3FG Pct	Free Throws	FT Pct	Rebounds	Assist	T/Over	Block	Steal	Fouls
SOUTH DAKOTA	36/31	40/37	76-68	+8	27-62/24-62	.435/.387	3-14/7-30	.214/.233	19-21/13-18	.905/.722	44/31 +13	17/10	14/13	3/2	5/11	12/18
ARKANSAS-PINE BLUFF	28/15	55/25	83-40	+43	29-46/10-40	.630/.250	7-20/5-19	.350/.263	18-27/15-28	.667/.536	36/23 +13	19/6	14/13	3/0	2/8	20/19
Vanderbilt	28/26	21/33	49-59	(10)	18-51/18-46	.353/.391	0-10/5-17	.000/.294	13-23/18-26	.565/.692	37/34 +3	8/10	15/12	3/8	4/6	23/21
Davidson	30/28	37/42	67-70	(3)	21-47/23-53	.447/.434	2-11/11-28	.182/.393	23-31/13-20	.742/.650	35/31 +4	10/15	16/15	6/4	10/5	22/24
Hofstra	32/21	30/26	62-47	+15	23-42/16-52	.548/.308	6-12/6-19	.500/.316	10-15/9-12	.667/.750	34/26 +8	15/9	14/11	4/3	8/6	18/17
USC	26/39	34/19	60-58	+2	24-48/25-59	.500/.424	6-15/6-19	.400/.316	6-11/2-2	.545/1000	30/32 (2)	12/8	13/14	5/4	7/7	12/17
JACKSON STATE	28/21	48/36	76-57	+19	30-50/18-42	.600/.429	9-19/12-22	.474/.545	7-10/9-17	.700/.529	29/22 +7	20/10	12/16	1/4	7/5	14/14
CREIGHTON	21/29	38/25	59-54	+5	22-59/22-60	.373/.367	9-31/6-33	.290/.182	6-8/4-7	.750/.571	37/41 (4)	14/10	8/11	3/2	2/4	11/13
ALCORN STATE	40/17	38/40	78-57	+21	29-60/19-64	.483/.297	3-17/5-19	.176/.263	17-27/14-18	.630/.778	49/35 +14	18/8	18/17	5/5	13/12	16/20
TCU	33/24	37/32	70-56	+14	24-48/22-58	.500/.379	10-17/11-28	.588/.393	12-15/1-5	.800/.200	38/26 +12	9/13	17/13	3/1	5/9	14/15
EASTERN WASHINGTON	33/22	39/20	72-42	+30	28-56/12-57	.500/.211	4-18/7-31	.222/.226	12-18/11-19	.667/.579	43/40 +3	10/7	14/17	8/2	10/8	20/19
GRAMBLING	37/18	42/21	79-39	+40	33-62/16-64	.532/.250	2-13/2-24	.154/.083	11-16/5-6	.688/.833	48/33 +15	12/11	14/17	4/3	8/6	12/14
NORTH DAKOTA	36/20	41/26	77-46	+31	31-56/16-58	.554/.276	7-20/7-29	.350/.241	8-13/7-15	.615/.467	41/35 +6	15/6	10/12	6/4	5/6	14/18
SAVANNAH STATE	23/20	45/28	68-48	+20	25-45/17-56	.556/.304	3-12/5-26	.250/.192	15-20/9-14	.750/.643	34/30 +4	12/7	13/13	9/3	4/4	11/17
IOWA STATE	39/29	24/33	63-62	+1	22-60/23-57	.367/.404	4-17/7-19	.235/.368	15-24/9-13	.625/.692	41/40 +1	13/8	8/14	6/2	10/3	13/18
Missouri	28/36	41/41	69-77	(8)	25-59/25-59	.424/.424	6-17/6-18	.353/.333	13-16/21-30	.813/.700	36/38 (2)	12/14	15/9	1/6	5/10	25/19
Kansas	30/25	30/38	60-63	(3)	22-61/23-50	.361/.460	3-13/7-21	.231/.333	13-16/10-19	.813/.526	43/32 +11	12/14	15/15	2/6	7/5	19/17
COLORADO	31/30	48/37	79-67	+12	30-53/24-54	.566/.444	4-17/12-30	.235/.400	15-18/7-9	.833/.778	31/26 +5	18/13	13/16	3/1	8/5	14/15
Texas Tech	35/34	36/38	71-72	(1)	23-51/27-52	.451/.519	6-16/8-17	.375/.471	19-26/10-18	.731/.556	25/36 (11)	11/11	13/18	1/1	5/4	21/22
TEXAS A&M	24/31	33/17	57-48	+9	21-48/18-46	.438/.391	3-15/6-19	.200/.316	12-17/6-14	.706/.429	26/34 (8)	9/8	7/14	2/0	6/2	14/19
Kansas State	17/31	36/38	53-69	(16)	19-43/21-51	.442/.412	3-12/6-19	.250/.316	12-16/21-25	.750/.840	24/32 (8)	6/14	22/13	0/3	8/7	22/15

Note: Game totals are displayed in the format TEAM/OPPONENT for each category

**Nebraska Cornhuskers**  
**Nebraska Combined Team Statistics (as of Feb 04, 2011)**  
**Conference games**

<b>RECORD:</b>	<b>OVERALL</b>	<b>HOME</b>	<b>AWAY</b>	<b>NEUTRAL</b>
ALL GAMES	3-4	3-0	0-4	0-0
CONFERENCE	3-4	3-0	0-4	0-0
NON-CONFERENCE	0-0	0-0	0-0	0-0

#	Player	gp-gs	min	avg	Total		3-Point		F-Throw		Rebounds											
					fg-fga	fg%	3fg-fga	3fg%	ft-fa	ft%	off	def	tot	avg	pf	dq	a	to	blk	stl	pts	avg
34	Jeter, Lance	7-7	236	33.7	32-69	.464	4-20	.200	19-28	.679	5	28	33	4.7	17	1	36	13	0	14	87	12.4
00	McCray, Toney	7-7	161	23.0	28-56	.500	7-17	.412	10-15	.667	12	16	28	4.0	13	0	9	15	2	8	73	10.4
21	Diaz, Jorge Brian	7-7	186	26.6	29-66	.439	0-0	.000	10-19	.526	10	18	28	4.0	21	0	10	16	7	2	68	9.7
03	Richardson, Brandon	6-5	156	26.0	14-31	.452	3-12	.250	21-22	.955	0	6	6	1.0	15	1	5	6	0	7	52	8.7
25	Walker, Caleb	7-7	178	25.4	18-37	.486	5-17	.294	10-15	.667	13	22	35	5.0	9	0	5	6	2	9	51	7.3
32	Almeida, Andre	6-0	86	14.3	16-29	.552	0-0	.000	1-4	.250	10	8	18	3.0	11	0	5	11	2	0	33	5.5
31	Beranek, Drake	7-2	141	20.1	11-27	.407	3-12	.250	8-9	.889	1	21	22	3.1	13	0	4	10	1	5	33	4.7
13	Ubel, Brandon	7-0	121	17.3	6-18	.333	1-7	.143	11-11	1.000	8	13	21	3.0	18	1	2	6	0	0	24	3.4
01	Jones, Eshaunte	6-0	71	11.8	4-18	.222	4-13	.308	6-7	.857	1	11	12	2.0	3	0	3	4	0	2	18	3.0
15	Gallegos, Ray	6-0	40	6.7	3-17	.176	2-9	.222	2-2	1.000	0	4	4	0.7	6	0	1	1	1	2	10	1.7
23	Brown, Kamyrn	2-0	19	9.5	1-6	.167	0-0	.000	1-1	1.000	0	1	1	0.5	1	0	1	2	0	0	3	1.5
14	Niemann, Christopher	1-0	5	5.0	0-1	.000	0-0	.000	0-0	.000	0	0	0	0.0	1	0	0	1	0	0	0	0.0
	Team										8	10	18				2					
	Total.....	7	1400		162-375	.432	29-107	.271	99-133	.744	68	158	226	32.3	128	3	81	93	15	49	452	64.6
	Opponents.....	7	1400		161-369	.436	52-143	.364	84-128	.656	72	166	238	34.0	125	-	82	99	19	36	458	65.4

<b>TEAM STATISTICS</b>	<b>NU</b>	<b>OPP</b>
SCORING	452	458
Points per game	64.6	65.4
Scoring margin	-0.9	-
FIELD GOALS-ATT	162-375	161-369
Field goal pct	.432	.436
3 POINT FG-ATT	29-107	52-143
3-point FG pct	.271	.364
3-pt FG made per game	4.1	7.4
FREE THROWS-ATT	99-133	84-128
Free throw pct	.744	.656
F-Throws made per game	14.1	12.0
REBOUNDS	226	238
Rebounds per game	32.3	34.0
Rebounding margin	-1.7	-
ASSISTS	81	82
Assists per game	11.6	11.7
TURNOVERS	93	99
Turnovers per game	13.3	14.1
Turnover margin	+0.9	-
Assist/turnover ratio	0.9	0.8
STEALS	49	36
Steals per game	7.0	5.1
BLOCKS	15	19
Blocks per game	2.1	2.7
ATTENDANCE	31188	48969
Home games-Avg/Game	3-10396	4-12242
Neutral site-Avg/Game	-	0-0

<b>Date</b>	<b>Opponent</b>		<b>Score</b>	<b>Att.</b>
* 01/08/11	IOWA STATE	W	63-62	11610
* 01-12-11	at Missouri	L	69-77	11358
* 1/15/11	at Kansas	L	60-63	16300
* 01/18/11	COLORADO	W	79-67	8477
* 01/22/11	at Texas Tech	L	71-72	8783
* 01/29/11	TEXAS A&M	W	57-48	11101
* 2/02/11	at Kansas State	L	53-69	12528

\* = Conference game

<b>Score by Periods</b>	<b>1st</b>	<b>2nd</b>	<b>Totals</b>
Nebraska	204	248	452
Opponents	216	242	458

**Nebraska Cornhuskers**  
**Nebraska Combined Team Statistics (as of Feb 04, 2011)**  
**last 5 games**

<b>RECORD:</b>	<b>OVERALL</b>	<b>HOME</b>	<b>AWAY</b>	<b>NEUTRAL</b>
ALL GAMES	2-3	2-0	0-3	0-0
CONFERENCE	2-3	2-0	0-3	0-0
NON-CONFERENCE	0-0	0-0	0-0	0-0

#	Player	gp-gs	min	avg	Total		3-Point		F-Throw		Rebounds				pf	dq	a	to	blk	stl	pts	avg	
					fg-fga	fg%	3fg-fga	3fg%	ft-fa	ft%	off	def	tot	avg									
34	Jeter, Lance	5-5	169	33.8	26-53	.491	3-15	.200	13-17	.765	3	20	23	4.6	10	0	24	11	0	8	68	13.6	
21	Diaz, Jorge Brian	5-5	129	25.8	24-48	.500	0-0	.000	6-11	.545	6	13	19	3.8	16	0	4	10	4	1	54	10.8	
03	Richardson, Brandon	5-5	131	26.2	11-24	.458	2-9	.222	21-22	.955	0	3	3	0.6	10	0	5	5	0	6	45	9.0	
00	McCray, Toney	5-5	106	21.2	17-37	.459	5-13	.385	5-8	.625	9	10	19	3.8	12	0	5	15	1	5	44	8.8	
32	Almeida, Andre	4-0	63	15.8	12-21	.571	0-0	.000	1-4	.250	6	5	11	2.8	5	0	5	8	2	0	25	6.3	
25	Walker, Caleb	5-5	127	25.4	9-21	.429	1-9	.111	7-11	.636	9	15	24	4.8	8	0	5	5	0	8	26	5.2	
31	Beranek, Drake	5-0	89	17.8	6-15	.400	2-7	.286	5-6	.833	1	11	12	2.4	8	0	3	6	1	4	19	3.8	
01	Jones, Eshaunte	5-0	60	12.0	4-15	.267	4-10	.400	6-7	.857	1	10	11	2.2	2	0	2	3	0	1	18	3.6	
13	Ubel, Brandon	5-0	97	19.4	5-13	.385	1-6	.167	5-5	1.000	5	10	15	3.0	15	1	2	5	0	0	16	3.2	
15	Gallegos, Ray	4-0	24	6.0	1-8	.125	1-4	.250	2-2	1.000	0	1	1	0.3	3	0	1	0	0	1	5	1.3	
14	Niemann, Christopher	1-0	5	5.0	0-1	.000	0-0	.000	0-0	.000	0	0	0	0.0	1	0	0	1	0	0	0	0.0	
Team											4	7	11	1									
Total.....		5	1000	115-256		.449	19-73	.260	71-93	.763	44	105	149	29.8	90	1	56	70	8	34	320	64.0	
Opponents.....		5	1000	113-253		.447	39-106	.368	54-85	.635	51	109	160	32.0	88	-	60	76	11	23	319	63.8	

<b>TEAM STATISTICS</b>	<b>NU</b>	<b>OPP</b>	<b>Date</b>	<b>Opponent</b>	<b>Score</b>	<b>Att.</b>
SCORING	320	319	* 1/15/11	at Kansas	L 60-63	16300
Points per game	64.0	63.8	* 01/18/11	COLORADO	W 79-67	8477
Scoring margin	+0.2	-	* 01/22/11	at Texas Tech	L 71-72	8783
FIELD GOALS-ATT	115-256	113-253	* 01/29/11	TEXAS A&M	W 57-48	11101
Field goal pct	.449	.447	* 2/02/11	at Kansas State	L 53-69	12528
3 POINT FG-ATT	19-73	39-106	* = Conference game			
3-point FG pct	.260	.368				
3-pt FG made per game	3.8	7.8				
FREE THROWS-ATT	71-93	54-85				
Free throw pct	.763	.635				
F-Throws made per game	14.2	10.8				
REBOUNDS	149	160				
Rebounds per game	29.8	32.0				
Rebounding margin	-2.2	-				
ASSISTS	56	60				
Assists per game	11.2	12.0				
TURNOVERS	70	76				
Turnovers per game	14.0	15.2				
Turnover margin	+1.2	-				
Assist/turnover ratio	0.8	0.8				
STEALS	34	23				
Steals per game	6.8	4.6				
BLOCKS	8	11				
Blocks per game	1.6	2.2				
ATTENDANCE	19578	37611				
Home games-Avg/Game	2-9789	3-12537				
Neutral site-Avg/Game	-	0-0				

<b>Score by Periods</b>	<b>1st</b>	<b>2nd</b>	<b>Totals</b>
Nebraska	137	183	320
Opponents	151	168	319



**Official Basketball Box Score -- Game Totals -- Final Statistics**  
**Nebraska vs Kansas**  
**1/15/11 1:07 p.m. at Lawrence, Kan. (Allen Fieldhouse)**

**Nebraska 60 • 13-4, 1-2 Big 12**

##	Player		Total	3-Ptr	FT-FTA	Rebounds			PF	TP	A	TO	Blk	Stl	Min
			FG-FGA	FG-FGA		Off	Def	Tot							
21	Diaz, Jorge Brian	c	4-14	0-0	0-0	4	4	8	4	8	0	2	0	1	25
00	McCray, Toney	g	2-6	2-2	3-4	2	0	2	4	9	2	2	0	0	15
03	Richardson, Brandon	g	1-7	0-4	4-5	0	1	1	1	6	0	2	0	3	30
25	Walker, Caleb	g	1-6	0-2	0-1	3	7	10	2	2	0	0	0	1	33
34	Jeter, Lance	g	5-10	0-2	3-3	0	4	4	0	13	6	3	0	2	34
01	Jones, Eshaunte		1-3	1-1	3-3	1	1	2	0	6	0	1	0	0	9
13	Ubel, Brandon		1-4	0-1	0-0	1	2	3	4	2	0	2	0	0	19
15	Gallegos, Ray		0-1	0-0	0-0	0	0	0	0	0	1	0	0	0	3
31	Beranek, Drake		2-3	0-1	0-0	1	1	2	2	4	0	0	0	0	11
32	Almeida, Andre		5-7	0-0	0-0	4	3	7	2	10	3	2	2	0	21
Team						3	1	4				1			
Totals			22-61	3-13	13-16	19	24	43	19	60	12	15	2	7	200

FG % 1st Half: 12-28 42.9% 2nd half: 10-33 30.3% Game: 22-61 36.1%  
 3FG % 1st Half: 0-4 0.0% 2nd half: 3-9 33.3% Game: 3-13 23.1%  
 FT % 1st Half: 6-7 85.7% 2nd half: 7-9 77.8% Game: 13-16 81.3%

Deadball  
Rebounds  
0

**Kansas 63 • 17-0, 2-0 Big 12**

##	Player		Total	3-Ptr	FT-FTA	Rebounds			PF	TP	A	TO	Blk	Stl	Min
			FG-FGA	FG-FGA		Off	Def	Tot							
21	Morris, Markieff	f	3-7	0-2	1-2	1	6	7	4	7	1	3	0	1	23
22	Morris, Marcus	f	6-9	1-2	3-5	4	7	11	2	16	2	2	1	0	32
10	Taylor, Tyshawn	g	3-6	1-1	0-1	0	0	0	3	7	2	4	0	2	28
14	Reed, Tyrel	g	4-8	4-7	4-6	1	2	3	2	16	3	0	0	0	33
32	Selby, Josh	g	1-4	0-2	1-2	0	1	1	1	3	0	4	0	1	13
00	Robinson, Thomas		4-6	0-0	1-3	2	3	5	0	9	0	0	3	0	15
12	Morningstar, Brady		0-3	0-3	0-0	0	2	2	2	0	3	0	1	1	29
15	Johnson, Elijah		1-3	1-3	0-0	0	1	1	0	3	1	2	0	0	9
23	Little, Mario		1-4	0-1	0-0	0	1	1	3	2	2	0	1	0	18
Team						1	0	1							
Totals			23-50	7-21	10-19	9	23	32	17	63	14	15	6	5	200

FG % 1st Half: 8-24 33.3% 2nd half: 15-26 57.7% Game: 23-50 46.0%  
 3FG % 1st Half: 4-13 30.8% 2nd half: 3-8 37.5% Game: 7-21 33.3%  
 FT % 1st Half: 5-9 55.6% 2nd half: 5-10 50.0% Game: 10-19 52.6%

Deadball  
Rebounds  
3

Officials: Mark Whitehead, Darron George, Jeb Hartness  
 Technical fouls: Nebraska-None. Kansas-None.  
 Attendance: 16300

Score by periods	1st	2nd	Total
Nebraska	30	30	<b>60</b>
Kansas	25	38	<b>63</b>

	In	Off	2nd	Fast	
Points	Paint	T/O	Chance	Break	Bench
NU	26	17	16	4	22
KU	28	13	17	6	14

Last FG - NU 2nd-00:12, KU 2nd-02:09.  
 Largest lead - NU by 10 2nd-17:07, KU by 6 2nd-03:07.

Score tied - 9 times.  
 Lead changed - 8 times.

## 2010-11 TEAM GAME-BY-GAME COMPARISON

Team	FG-FGA	Pct.	3FG-3FGA	Pct.	FT-FTA	Pct.	O-D	Reb.	PF	A	TO	B	S	Pts.	W/L
South Dakota at Nebraska	24-62	.387	7-30	.233	13-18	.722	8-23	31	18	10	13	2	11	68	
	27-62	.435	3-14	.214	19-21	.905	12-32	44	12	17	14	3	5	76	W
Team	FG-FGA	Pct.	3FG-3FGA	Pct.	FT-FTA	Pct.	O-D	Reb.	PF	A	TO	B	S	Pts.	W/L
Arkansas-Pine Bluff at Nebraska	10-40	.250	5-19	.263	15-28	.536	6-17	23	19	6	13	0	8	40	
	29-46	.630	7-20	.350	18-27	.667	5-31	36	20	19	14	3	2	83	W
Team	FG-FGA	Pct.	3FG-3FGA	Pct.	FT-FTA	Pct.	O-D	Reb.	PF	A	TO	B	S	Pts.	W/L
vs. Vanderbilt Nebraska	18-46	.391	5-17	.294	18-26	.692	5-29	34	21	10	12	8	6	59	
	18-51	.353	0-10	.000	13-23	.565	11-26	37	23	8	15	3	4	49	L
Team	FG-FGA	Pct.	3FG-3FGA	Pct.	FT-FTA	Pct.	O-D	Reb.	PF	A	TO	B	S	Pts.	W/L
vs. Davidson Nebraska	23-53	.434	11-28	.393	13-20	.650	6-25	31	24	15	15	4	5	70	
	21-47	.447	2-11	.182	23-31	.742	7-28	35	22	10	16	6	10	67	L
Team	FG-FGA	Pct.	3FG-3FGA	Pct.	FT-FTA	Pct.	O-D	Reb.	PF	A	TO	B	S	Pts.	W/L
Hofstra Nebraska	16-52	.308	6-19	.316	9-12	.667	12-14	26	17	9	11	3	6	47	
	23-42	.548	6-12	.500	10-15	.667	8-26	34	18	15	14	4	8	62	W
Team	FG-FGA	Pct.	3FG-3FGA	Pct.	FT-FTA	Pct.	O-D	Reb.	PF	A	TO	B	S	Pts.	W/L
USC at Nebraska	25-59	.424	6-19	.316	2-2	1.000	11-21	32	17	8	14	4	7	58	
	24-48	.500	5-15	.400	6-11	.545	7-23	30	12	12	13	5	7	60	W
Team	FG-FGA	Pct.	3FG-3FGA	Pct.	FT-FTA	Pct.	O-D	Reb.	PF	A	TO	B	S	Pts.	W/L
Jackson State at Nebraska	18-42	.429	12-22	.545	9-17	.545	9-13	22	14	10	16	4	5	57	
	30-50	.600	9-19	.474	7-10	.700	9-20	29	14	20	12	1	7	76	W
Team	FG-FGA	Pct.	3FG-3FGA	Pct.	FT-FTA	Pct.	O-D	Reb.	PF	A	TO	B	S	Pts.	W/L
Creighton at Nebraska	22-60	.367	6-33	.182	4-7	.571	11-30	41	13	10	11	2	4	54	
	22-59	.373	9-31	.290	6-7	.750	7-30	37	11	14	8	3	2	59	W
Team	FG-FGA	Pct.	3FG-3FGA	Pct.	FT-FTA	Pct.	O-D	Reb.	PF	A	TO	B	S	Pts.	W/L
Alcorn State at Nebraska	19-64	.297	5-19	.263	14-17	.778	11-24	35	20	8	17	5	12	57	
	29-60	.483	3-17	.176	17-27	.630	14-35	49	16	18	18	5	13	78	W
Team	FG-FGA	Pct.	3FG-3FGA	Pct.	FT-FTA	Pct.	O-D	Reb.	PF	A	TO	B	S	Pts.	W/L
TCU at Nebraska	22-58	.379	11-28	.393	1-5	.200	9-17	26	15	13	13	1	9	56	
	24-48	.500	10-17	.588	12-15	.800	8-30	38	14	9	17	3	5	70	W
Team	FG-FGA	Pct.	3FG-3FGA	Pct.	FT-FTA	Pct.	O-D	Reb.	PF	A	TO	B	S	Pts.	W/L
Eastern Washington at Nebraska	12-57	.211	7-31	.226	11-19	.579	19-21	40	19	7	17	2	8	42	
	28-56	.500	4-18	.222	12-18	.667	11-32	43	20	10	14	8	10	72	W
Team	FG-FGA	Pct.	3FG-3FGA	Pct.	FT-FTA	Pct.	O-D	Reb.	PF	A	TO	B	S	Pts.	W/L
Grambling State at Nebraska	16-64	.250	2-24	.083	5-6	.883	8-25	33	14	11	17	3	6	39	
	33-62	.532	2-13	.154	11-16	.688	8-40	48	12	12	14	4	8	79	W
Team	FG-FGA	Pct.	3FG-3FGA	Pct.	FT-FTA	Pct.	O-D	Reb.	PF	A	TO	B	S	Pts.	W/L
Savannah State Nebraska	17-56	.304	5-26	.192	9-14	.643	14-16	30	17	7	13	3	4	48	
	25-45	.556	3-12	.250	15-20	.750	6-28	34	11	12	13	9	4	68	W
Team	FG-FGA	Pct.	3FG-3FGA	Pct.	FT-FTA	Pct.	O-D	Reb.	PF	A	TO	B	S	Pts.	W/L
North Dakota Nebraska	16-58	.276	7-29	.241	7-15	.467	13-22	35	18	6	12	4	6	46	
	31-56	.554	7-20	.350	8-13	.615	7-34	41	14	15	10	6	5	77	
Team	FG-FGA	Pct.	3FG-3FGA	Pct.	FT-FTA	Pct.	O-D	Reb.	PF	A	TO	B	S	Pts.	W/L
Iowa State Nebraska	23-57	.404	7-19	.368	9-13	.692	10-30	40	18	8	14	2	3	62	
	22-60	.367	4-17	.235	15-24	.625	14-27	41	13	13	8	6	10	63	W
Team	FG-FGA	Pct.	3FG-3FGA	Pct.	FT-FTA	Pct.	O-D	Reb.	PF	A	TO	B	S	Pts.	W/L
at No. 15 Missouri Nebraska	25-59	.424	6-18	.333	21-30	.700	11-27	38	19	14	9	6	10	77	
	25-59	.424	6-17	.353	13-16	.813	10-26	36	25	12	15	1	5	69	L
Team	FG-FGA	Pct.	3FG-3FGA	Pct.	FT-FTA	Pct.	O-D	Reb.	PF	A	TO	B	S	Pts.	W/L
at No. 3 Kansas Nebraska	23-50	.460	7-21	.333	10-19	.526	9-23	32	17	14	15	6	5	63	
	22-61	.361	3-13	.231	13-16	.813	19-24	43	19	12	15	2	7	60	L
Team	FG-FGA	Pct.	3FG-3FGA	Pct.	FT-FTA	Pct.	O-D	Reb.	PF	A	TO	B	S	Pts.	W/L
Colorado Nebraska	24-54	.444	12-30	.400	7-9	.778	8-18	26	15	13	16	1	5	67	
	30-53	.566	4-17	.235	15-18	.833	7-24	31	14	18	13	3	8	79	W
Team	FG-FGA	Pct.	3FG-3FGA	Pct.	FT-FTA	Pct.	O-D	Reb.	PF	A	TO	B	S	Pts.	W/L
at Texas Tech Nebraska	27-52	.519	8-17	.471	10-18	.556	12-24	36	22	11	18	1	4	72	
	23-51	.451	6-16	.375	19-26	.731	7-18	25	21	11	13	1	5	71	L
Team	FG-FGA	Pct.	3FG-3FGA	Pct.	FT-FTA	Pct.	O-D	Reb.	PF	A	TO	B	S	Pts.	W/L
Texas A&M Nebraska	18-46	.391	6-19	.316	6-14	.429	10-24	34	19	8	14	0	2	48	
	21-48	.438	3-15	.200	12-17	.706	6-20	26	14	9	7	2	6	57	W
Team	FG-FGA	Pct.	3FG-3FGA	Pct.	FT-FTA	Pct.	O-D	Reb.	PF	A	TO	B	S	Pts.	W/L
at Kansas State Nebraska	21-51	.412	6-19	.316	21-25	.840	12-20	32	15	14	13	3	7	69	
	19-43	.442	3-12	.250	12-16	.750	5-19	24	22	6	22	0	8	53	L

## 2010-11 NEBRASKA TEAM SUPERLATIVES

NEBRASKA TEAM GAME HIGHS		
POINTS	83	ARKANSAS-PINE BLUFF (11/15/10)
	79	COLORADO (01/18/11)/ GRAMBLING (12/21/10)
FIELD GOALS MADE	33	GRAMBLING (12/21/10)
	31	NORTH DAKOTA (01/03/11)
FIELD GOAL ATTEMPTS	62	GRAMBLING (12/21/10)/ S. DAKOTA (11/12/10)
FIELD GOAL PERCENTAGE	.630 (29-46)	ARKANSAS-PINE BLUFF (11/15/10)
	.600 (30-50)	JACKSON STATE (12/01/10)
3 PT FIELD GOALS MADE	10	TCU (12/11/10)
	9	CREIGHTON (12/05/10)
	9	JACKSON STATE (12/01/10)
3 PT FG ATTEMPTS	31	CREIGHTON (12/05/10)
	20	N. DAKOTA (01/03/11)/ UAPB (11/15/10)
3 PT FG PERCENTAGE	.588 (10-17)	TCU (12/11/10)
	.500 (6-12)	vs Hofstra (11/21/10)
FREE THROWS MADE	23	vs Davidson (11/19/10)
	19	at Texas Tech (01/22/11)
	19	SOUTH DAKOTA (11/12/10)
FREE THROW ATTEMPTS	31	vs Davidson (11/19/10)
	27	ALCORN STATE (12/08/10)/ UAPB (11/15/10)
FREE THROW PERCENTAGE	.905 (19-21)	SOUTH DAKOTA (11/12/10)
	.833 (15-18)	COLORADO (01/18/11)
REBOUNDS	49	ALCORN STATE (12/08/10)
	48	GRAMBLING (12/21/10)
ASSISTS	20	JACKSON STATE (12/01/10)
	19	ARKANSAS-PINE BLUFF (11/15/10)
STEALS	13	ALCORN STATE (12/08/10)
	10	IOWA ST (01/08/11)/ vs Davidson (11/19/10)
	10	EASTERN WASHINGTON (12/18/10)
BLOCKED SHOTS	9	SAVANNAH STATE (01/05/11)
	8	EASTERN WASHINGTON (12/18/10)
TURNOVERS	22	at Kansas State (2/02/11)
	18	ALCORN STATE (12/08/10)
FOULS	25	at Missouri (01-12-11)

NEBRASKA TEAM GAME LOWS		
POINTS	49	vs Vanderbilt (11/18/10)
	53	at Kansas State (2/02/11)
FIELD GOALS MADE	18	vs Vanderbilt (11/18/10)
	19	at Kansas State (2/02/11)
FIELD GOAL ATTEMPTS	42	vs Hofstra (11/21/10)
	43	at Kansas State (2/02/11)
FIELD GOAL PERCENTAGE	.353 (18-51)	vs Vanderbilt (11/18/10)
	.361 (22-61)	at Kansas (1/15/11)
3 PT FIELD GOALS MADE	0	vs Vanderbilt (11/18/10)
	2	vs Davidson (11/19/10)
	2	GRAMBLING (12/21/10)
3 PT FG ATTEMPTS	10	vs Vanderbilt (11/18/10)
	11	vs Davidson (11/19/10)
3 PT FG PERCENTAGE	.000 (0-10)	vs Vanderbilt (11/18/10)
	.154 (2-13)	GRAMBLING (12/21/10)
FREE THROWS MADE	6	USC (11/27/10)
	6	CREIGHTON (12/05/10)
FREE THROW ATTEMPTS	8	CREIGHTON (12/05/10)
	10	JACKSON STATE (12/01/10)
FREE THROW PERCENTAGE	.545 (6-11)	USC (11/27/10)
	.565 (13-23)	vs Vanderbilt (11/18/10)
REBOUNDS	24	at Kansas State (2/02/11)
	25	at Texas Tech (01/22/11)
ASSISTS	6	at Kansas State (2/02/11)
	8	vs Vanderbilt (11/18/10)
STEALS	2	ARKANSAS-PINE BLUFF (11/15/10)
	2	CREIGHTON (12/05/10)
BLOCKED SHOTS	0	at Kansas State (2/02/11)
	1	JACKSON STATE (12/01/10)
	1	at Missouri (01-12-11)
	1	at Texas Tech (01/22/11)
TURNOVERS	7	TEXAS A&M (01/29/11)
	8	CREIGHTON (12/05/10)
	8	IOWA STATE (01/08/11)
FOULS	11	CREIGHTON (12/05/10)
	11	SAVANNAH STATE (01/05/11)

OPPONENT TEAM GAME HIGHS		
POINTS	77	at Missouri (01-12-11)
	72	at Texas Tech (01/22/11)
FIELD GOALS MADE	27	at Texas Tech (01/22/11)
	25	at Missouri (01-12-11)
	25	USC (11/27/10)
FIELD GOAL ATTEMPTS	64	GRAMBLING (12/21/10)
	64	ALCORN STATE (12/08/10)
FIELD GOAL PERCENTAGE	.519 (27-52)	at Texas Tech (01/22/11)
	.460 (23-50)	at Kansas (1/15/11)
3 PT FIELD GOALS MADE	12	COLORADO (01/18/11)
	12	JACKSON STATE (12/01/10)
3 PT FG ATTEMPTS	33	CREIGHTON (12/05/10)
	31	EASTERN WASHINGTON (12/18/10)
3 PT FG PERCENTAGE	.545 (12-22)	JACKSON STATE (12/01/10)
	.471 (8-17)	at Texas Tech (01/22/11)
FREE THROWS MADE	21	at Kansas State (2/02/11)
	21	at Missouri (01-12-11)
FREE THROW ATTEMPTS	30	at Missouri (01-12-11)
	28	ARKANSAS-PINE BLUFF (11/15/10)
FREE THROW PERCENTAGE	1.000 (2-2)	USC (11/27/10)
	.840 (21-25)	at Kansas State (2/02/11)
REBOUNDS	41	CREIGHTON (12/05/10)
	40	IOWA STATE (01/08/11)
	40	EASTERN WASHINGTON (12/18/10)
ASSISTS	15	vs Davidson (11/19/10)
	14	at Kansas State (2/02/11)
	14	at Kansas (1/15/11)
	14	at Missouri (01-12-11)
STEALS	12	ALCORN STATE (12/08/10)
	11	SOUTH DAKOTA (11/12/10)
BLOCKED SHOTS	8	vs Vanderbilt (11/18/10)
TURNOVERS	18	at Texas Tech (01/22/11)
FOULS	24	vs Davidson (11/19/10)

OPPONENT TEAM GAME LOWS		
POINTS	39	GRAMBLING (12/21/10)
	40	ARKANSAS-PINE BLUFF (11/15/10)
FIELD GOALS MADE	10	ARKANSAS-PINE BLUFF (11/15/10)
	12	EASTERN WASHINGTON (12/18/10)
FIELD GOAL ATTEMPTS	40	ARKANSAS-PINE BLUFF (11/15/10)
	42	JACKSON STATE (12/01/10)
FIELD GOAL PERCENTAGE	.211 (12-57)	EASTERN WASHINGTON (12/18/10)
	.250 (10-40)	ARKANSAS-PINE BLUFF (11/15/10)
	.250 (16-64)	GRAMBLING (12/21/10)
3 PT FIELD GOALS MADE	2	GRAMBLING (12/21/10)
	5	ARKANSAS-PINE BLUFF (11/15/10)
	5	vs Vanderbilt (11/18/10)
	5	ALCORN STATE (12/08/10)
	5	SAVANNAH STATE (01/05/11)
3 PT FG ATTEMPTS	17	vs Vanderbilt (11/18/10)
	17	at Texas Tech (01/22/11)
3 PT FG PERCENTAGE	.083 (2-24)	GRAMBLING (12/21/10)
	.182 (6-33)	CREIGHTON (12/05/10)
FREE THROWS MADE	1	TCU (12/11/10)
	2	USC (11/27/10)
FREE THROW ATTEMPTS	2	USC (11/27/10)
	5	TCU (12/11/10)
FREE THROW PERCENTAGE	.200 (1-5)	TCU (12/11/10)
	.429 (6-14)	TEXAS A&M (01/29/11)
REBOUNDS	22	JACKSON STATE (12/01/10)
	23	ARKANSAS-PINE BLUFF (11/15/10)
ASSISTS	6	ARKANSAS-PINE BLUFF (11/15/10)
	6	NORTH DAKOTA (01/03/11)
STEALS	2	TEXAS A&M (01/29/11)
	3	IOWA STATE (01/08/11)
BLOCKED SHOTS	0	ARKANSAS-PINE BLUFF (11/15/10)
	0	TEXAS A&M (01/29/11)
TURNOVERS	9	at Missouri (01-12-11)
	11	vs Hofstra (11/21/10)
	11	CREIGHTON (12/05/10)
FOULS	13	CREIGHTON (12/05/10)

## NEBRASKA MISCELLANEOUS STATISTICS

## 2010-11 NEBRASKA WIN/LOSS MARGIN

	1	2	3	4	5	6	7	8	9	10	11	12	13	14	15	16	17	18	19	20	+20
Husker Wins	1	1	0	0	1	0	0	1	1	0	0	1	0	1	1	0	0	0	1	1	5
Husker Losses	1	0	2	0	0	0	0	1	0	1	0	0	0	0	0	1	0	0	0	0	0

## 2010-11 NEBRASKA INDIVIDUAL GAME HIGHS

Points	20	Richardson, Brandon at Texas Tech (01/22/11)
	20	Standhardinger, Chr. vs Arkansas-Pine Bluff (11/15/10)
	20	Almeida, Andre vs South Dakota (11/12/10)
Field Goals Made	9	Almeida, Andre vs South Dakota (11/12/10)
	8	McCray, Toney vs Colorado (01/18/11)
	8	Standhardinger, Chr. vs Arkansas-Pine Bluff (11/15/10)
Field Goal Att.	15	Diaz, Jorge Brian vs Texas A&M (01/29/11)
	14	McCray, Toney vs Colorado (01/18/11)
	14	Diaz, Jorge Brian at Kansas (1/15/11)
FG Pct (min 5 made)	.875 (7-8)	Diaz, Jorge Brian vs Colorado (01/18/11)
	.875 (7-8)	Jeter, Lance vs Davidson (11/19/10)
3-Point FG Made	4	McCray, Toney vs TCU (12/11/10)
	4	Richardson, Brandon vs Creighton (12/05/10)
3-Point FG Att.	10	Richardson, Brandon vs Creighton (12/05/10)
	6	Jones, Eshaunte at Texas Tech (01/22/11)
	6	McCray, Toney vs Colorado (01/18/11)
	6	Jones, Eshaunte vs North Dakota (01/03/11)
	6	Jones, Eshaunte vs Creighton (12/05/10)
3-Pt FG Pct (min 2 made)	1.000 (4-4)	McCray, Toney vs TCU (12/11/10)
	1.000 (2-2)	Jones, Eshaunte vs Texas A&M (01/29/11)
	1.000 (2-2)	Richardson, Brandon at Texas Tech (01/22/11)
	1.000 (2-2)	Jeter, Lance at Texas Tech (01/22/11)
	1.000 (2-2)	McCray, Toney at Kansas (1/15/11)
	1.000 (2-2)	Beranek, Drake vs Jackson State (12/01/10)
Free Throws Made	10	Standhardinger, Chr. vs Davidson (11/19/10)
	8	Richardson, Brandon at Texas Tech (01/22/11)
Free Throw Att.	12	Standhardinger, Chr. vs Davidson (11/19/10)
	8	Richardson, Brandon at Texas Tech (01/22/11)
	8	Jeter, Lance vs Iowa State (01/08/11)
	8	Walker, Caleb vs Eastern Washington (12/18/10)
FT Pct (min 4 made)	1.000 (8-8)	Richardson, Brandon at Texas Tech (01/22/11)
	1.000 (6-6)	Brown, Kamyron vs Savannah State (01/05/11)
	1.000 (6-6)	Jeter, Lance vs Alcorn State (12/08/10)
	1.000 (6-6)	Jeter, Lance vs South Dakota (11/12/10)
Rebounds	12	Diaz, Jorge Brian vs TCU (12/11/10)
	12	Walker, Caleb vs Alcorn State (12/08/10)
Assists	9	Jeter, Lance vs Colorado (01/18/11)
	7	Jeter, Lance vs Iowa State (01/08/11)
	7	Richardson, Brandon vs Hofstra (11/21/10)
Steals	7	Jeter, Lance vs Alcorn State (12/08/10)
	5	Jeter, Lance vs Iowa State (01/08/11)
Blocked Shots	5	Almeida, Andre vs Savannah State (01/05/11)
	4	Almeida, Andre vs North Dakota (01/03/11)
Turnovers	7	McCray, Toney at Kansas State (2/02/11)

## 2010-11 OPPONENT INDIVIDUAL GAME HIGHS

Points	32	BAKER, Marquize vs Alcorn State (12/08/10)
	27	DENMON, Marcus at Missouri (01-12-11)
	25	Roberson, John at Texas Tech (01/22/11)
Field Goals Made	10	BAKER, Marquize vs Alcorn State (12/08/10)
	10	Westbrook, Charlie vs South Dakota (11/12/10)
Field Goal Att.	27	BAKER, Marquize vs Alcorn State (12/08/10)
	17	Burks, Alec vs Colorado (01/18/11)
	17	SHULER, Jovanni vs Savannah State (01/05/11)
	17	Westbrook, Charlie vs South Dakota (11/12/10)
FG Pct (min 5 made)	.857 (6-7)	SMITH, Cedric vs Savannah State (01/05/11)
	.727 (8-11)	Roberson, John at Texas Tech (01/22/11)
3-Point FG Made	7	Roberson, John at Texas Tech (01/22/11)
	6	McKillop, Brendan vs Davidson (11/19/10)
3-Point FG Att.	12	BAKER, Marquize vs Alcorn State (12/08/10)
	11	Knutson, Levi vs Colorado (01/18/11)
	11	SHULER, Jovanni vs Savannah State (01/05/11)
	11	McKillop, Brendan vs Davidson (11/19/10)
3-Pt FG Pct (min 2 made)	1.000 (2-2)	Taylor, Jeffery vs Vanderbilt (11/18/10)
	.750 (3-4)	GREEN, Garlon vs TCU (12/11/10)
Free Throws Made	7	BAKER, Marquize vs Alcorn State (12/08/10)
	7	BROUGHTON, Daniel vs Arkansas-Pine Bluff (11/15/10)
Free Throw Att.	12	Taylor, Jeffery vs Vanderbilt (11/18/10)
	9	MONTGOMERY, Gavin vs Arkansas-Pine Bluff (11/15/10)
	9	BROUGHTON, Daniel vs Arkansas-Pine Bluff (11/15/10)
FT Pct (min 4 made)	1.000 (6-6)	Burks, Alec vs Colorado (01/18/11)
	1.000 (6-6)	ENGLISH, Kim at Missouri (01-12-11)
	1.000 (5-5)	Moore, Mike vs Hofstra (11/21/10)
	1.000 (4-4)	Kelly, Curtis at Kansas State (2/02/11)
	1.000 (4-4)	DEAN, Glen vs Eastern Washington (12/18/10)
	1.000 (4-4)	Cutler, Kendall vs South Dakota (11/12/10)
Rebounds	12	Anderson, Jake vs Iowa State (01/08/11)
	11	Morris, Marcus at Kansas (1/15/11)
Assists	7	MELVIN, Rod vs Jackson State (12/01/10)
	6	Pullen, Jacob at Kansas State (2/02/11)
	6	Young, Antoine vs Creighton (12/05/10)
Steals	5	BAKER, Marquize vs Alcorn State (12/08/10)
	4	KREKLOW, Ricky at Missouri (01-12-11)
	4	EDERAINE, Cliff vs Eastern Washington (12/18/10)
	4	MAXEY, Grant vs Jackson State (12/01/10)
	4	Washington, Greg vs Hofstra (11/21/10)
Blocked Shots	4	RATLIFF, Ricardo at Missouri (01-12-11)
	4	Tchiengang, Steve vs Vanderbilt (11/18/10)
Turnovers	7	Burks, Alec vs Colorado (01/18/11)

## ALL-TIME RESULTS UNDER COACH DOC SADLER

Nebraska Record When:	All	Home	Away
Ahead at Halftime	69-17	57-6	12-11
Behind at Halftime	11-47	8-11	3-36
Tied at Halftime	4-0	3-0	1-0
Bench Outscores Opponent's	62-33	50-8	12-25
Opponent Bench Outscores NU	20-29	16-8	4-21
Bench scoring is even	2-2	2-1	0-1
Shooting 50% or Better	41-5	37-0	4-5
Shooting Under 50%	43-59	31-17	12-42
Opp. Shoots 50% or Better	2-16	1-6	1-10
Opp. Shoots Under 50%	81-48	66-11	15-37
Outshooting Opponent (pct.)	67-13	55-1	12-12
Outshot by Opponent (pct.)	13-50	9-16	4-34
Shooting is even	0-1	0-0	0-1
Outrebounding Opponent	57-13	45-3	12-10
Outrebounded by Opponent	24-50	20-14	4-36
Rebounds are Even	3-1	3-0	0-1
Committing More TOs than Opp.	15-31	9-3	6-28
Committing Fewer TOs than Opp.	63-24	54-10	9-14
Turnovers are Even	6-9	5-2	1-7
Leading with 5:00 left	78-3	65-2	13-1
Trailing with 5:00 left	2-59	1-15	1-44
Tied with 5:00 left	4-2	2-0	2-2
In Overtime	3-3	3-2	0-1
Scoring 80 or more points	19-1	17-0	2-1
Scoring 61 to 79 points	52-31	40-9	12-22
Scoring 60 or fewer points	13-32	11-8	2-24
Allowing 80 or more points	0-11	0-3	0-8
Allowing 61 to 79 points	24-47	17-12	7-35
Allowing 60 or fewer points	59-7	50-3	9-4

## 2010-11 NEBRASKA RECORD BY STARTING LINEUP

No.	Starting Lineup	Record
1.	Diaz, Gallegos, Jeter, Ubel, Walker	1-0
2.	Almeida, Diaz, Jeter, McCray, Richardson	1-1
3.	Diaz, Jeter, McCray, Richardson, Ubel	1-1
4.	Diaz, Jeter, Richardson Ubel, Walker	6-0
5.	Beranek, Diaz, Jeter, Richardson, Ubel	1-0
6.	Diaz, Jeter, McCray, Richardson, Walker	4-3
7.	Beranek, Diaz, Jeter, McCray, Walker	1-1



## THE LAST TIME . . .

	Nebraska...	A Nebraska Opponent...
Scored 100 or more points.....	107; vs. North Carolina A&T, 12/19/05	101; TCU, 3/15/99
Scored 41 to 50 points.....	49; vs. Vanderbilt, 11/18/10	48; Texas A&M, 1/29/10
Scored 40 or fewer points.....	39; vs. Oklahoma State (B12), 3/8/07	39; Grambling State, 12/21/10
Shot 70% from the field.....	.723; vs. UNC Wilmington 12/5/97 (34-47)	.723; Kansas, 2/2/85 (34-47)
Shot 60% from the field.....	.600; vs. Jackson State, 12/1/10 (30-60)	.619; Colorado, 3/2/10 (26-42)
Shot 90% from the free throw line.....	.90.5; vs. South Dakota, 11/12/10 (19-21)	.900; Maryland Eastern Shore, 1/2/10 (9-10)
Made 10, 3-Point Field Goals.....	10; vs. TCU, 12/11/10 (10-17)	12; Colorado, 1/18/11 (12-30)
Had 60 rebounds.....	60; vs. Oral Roberts, 12/22/99	62; Colorado, 2/15/75
Had 50 rebounds.....	52; vs. Texas Tech, 2/27/10	50; Tennessee, 12/13/03
Had 30 assists.....	35; vs. Northeastern Illinois, 12/21/94	30; Iowa State, 2/3/93
Had 15 steals.....	16; vs. San Jose State, 11/16/08	15; Florida State, 12/31/05
Had 10 blocked shots.....	11; at Creighton, 12/11/05	10; at Kansas, 1/26/08
Had 10 or fewer turnovers.....	7 vs. Texas A&M, 1/29/11	7; vs. Texas A&M, 3/11/10
Had 20 or more turnovers.....	22; at Kansas State, 2/2/11	20; Southeastern Louisiana, 1/5/10
Had three players with 20 points.....	vs. Oklahoma State, 3/5/07	Texas, 1/21/98
.....	(Perry 25; Maric 23; Velandier 20)	(Mihm 29, Axtell 25, Clack 22)
Had three players with 10 rebounds.....	vs. Texas Tech, 1/19/00	at Kansas, 1/9/02
.....	(Bradford 16, Ffriend 12, Truscott 11)	(Collison 13, Gooden 12, Simien 10)
Had five players reach double-figure points.....	vs. Jackson State, 12/1/19	at Texas, 2/13/10
.....	(Walker 13, Jones 13; Ubel 10; Beranek 10, Richardson 10)	(Bradley 25, Hamilton 16, Johnson 13, James 13, Brown 12)
Had a player score 40 points.....	41; Aleks Maric, vs. Kansas State, 2/13/07	41; Jarrius Jackson, Texas Tech, 2/18/06
Had a player score 30 points.....	32; Aleks Maric vs. Missouri, 2/13/08	32; Marquiz Baker, Alcorn State, 12/8/10
Had a player grab 15 rebounds.....	16; Aleks Maric vs. Colorado, 3/9/08	20; Kevin Rogers, Baylor, 3/11/09
Had a player dish out 10 assists.....	12; Lance Jeter at Kansas State, 2/13/10	10; D.J. Augustin, Texas, 1/24/07
Had a player collect five steals.....	5; Lance Jeter vs. Iowa State, 1/8/11	5; Marquiz Baker, Alcorn State, 12/8/10
Had a player block five shots.....	5; Andre Almeida vs. Savannah State, 1/5/11	6; Ekpe Udoh, Baylor, 2/10/10

## NEBRASKA INDIVIDUAL SEASON / CAREER HIGHS - (RETURNING PLAYERS)

(additional player career highs in individual bios)

Player	Points	Rebounds	Assists/Blocks*
0 Toney McCray career highs	18 vs. Colorado (1/18/11) 18 at Baylor (3/7/09), vs. Colorado (1/18/11)	11 vs. Eastern Washington (12/18/10) same	3 vs. Eastern Washington (12/18/10) *3 vs. Creighton (11/29/08)
1 Eshaunte Jones career highs	13 vs. Jackson State (12/1/10) 21 vs. BYU (12/23/09)	7 vs. Grambling State (12/21/10) 7 vs. Chicago St. (12/10/09); vs. Grambling St.(12/21/10)	2 three times (last vs. Creighton, 12/5/10) 4 vs. Maryland Eastern Shore (1/2/10)
3 Brandon Richardson career highs	20 at Texas Tech (1/22/11) same	5 vs. North Dakota, 1/3/10 7 two times (last 3/10/10)	7 vs. Hofstra (11/21/10) same
12 Matt Karn career highs	3 vs. Arkansas-Pine Bluff (11/15/10) 3 four times (last 12/15/10)	1 two times (last, 1/5/10)	1 three times (last 1/5/10)
13 Brandon Ubel career highs	14 vs. Alcorn State (12/8) 14 vs. Texas Tech (2/27/10), vs. Alcorn State (12/8/10)	9 vs. Davidson (11/19/10) same	3 vs. Jackson State (12/1/10) vs. Creighton (12/5/10) same
15 Ray Gallegos career highs	15 vs. Grambling State (12/21/10) same	4 vs. Creighton ( 12/5/10) same	2 vs. Grambling State (12/21/10) 3 vs. Texas-Pan American (12/2)
21 Jorge Brian Diaz career highs	16 vs. Texas A&M (1/29/11) 22 vs. TCU (11/21)	12 vs. TCU (12/11/10) 12 vs. Chicago State (12/10)	*3 vs. Davidson (11/19/10); vs. TCU (12/11/10) *3 seven times (last 12/11)
33 Mike Fox career highs	2 three times (last vs. Savannah State, 1/5/10) 4 vs. UT-Pan American (12/2/09)	3 vs. Grambling State (12/21/10) same	
34 Lance Jeter career highs	19 at Texas Tech (1/22/11) 21 at Iowa State (2/24)	8 vs. USC (11/27/10) same	9 vs. Colorado (1/18/11) 12 at Kansas State (2/17/10)

## 2010-11 NEBRASKA BASKETBALL GAME-BY-GAME REVIEW

(-----Nebraska Individual Leaders-----)

Date	Opponent	Result	Record (B12)	Attendance	Points	Rebounds	Assists	Steals
11/12	South Dakota	W, 76-68	1-0 (0-0)	8,528	Almeida, 20	Almeida, McCray, 7	Jeter, 4	Jeter, Richardson, 2
11/15	Arkansas-Pine Bluff	W, 83-40	2-0 (0-0)	7,716	Standhardinger, 20	Standhardinger, 11	Almeida, 4	Richardson, 2
11/18	vs Vanderbilt #	L, 49-59	2-1 (0-0)	4,018	Ubel, 10	Diaz, 8	Richardson, 3	McCray, 2
11/19	vs Davidson #	L, 67-70	2-2 (0-0)	10,127	Jeter, 18	Ubel, 9	Jeter, 5	Jeter, 4
11/21	vs. Hofstra #	W, 62-47	3-2 (0-0)	11,575	Diaz, 11	Walker, 7	Richardson, 7	Richardson, 3
11/27	USC	W, 60-58	4-2 (0-0)	8,756	Diaz, 14	Jeter, 8	Jeter, 5	Diaz, Gallegos, 2
12/1	Jackson State	W, 76-57	5-2 (0-0)	7,823	Jones, Walker, 13	Ubel, Walker, 5	Jeter, Walker, 5	Richardson, 3
12/5	Creighton	W, 59-54	6-2 (0-0)	9,824	Richardson, 18	Walker, 10	Jeter, 6	Ubel, Beranek 1
12/8	Alcorn State	W, 78-57	7-2 (0-0)	7,646	Jeter, 16	Walker, 12	Jeter, 6	Jeter, 7
12/11	TCU	W, 70-56	8-2 (0-0)	8,057	McCray, Jeter 15	Diaz, 12	Richardson, Jeter 2	McCray 2
12/18	Eastern Washington	W, 72-42	9-2 (0-0)	7,434	Diaz, 14	McCray, 11	McCray, 3	Beranek, McCray, Jones, 2
12/21	Grambling	W, 79-39	10-2 (0-0)	7,555	Gallegos, 15	Jones, Almeida, 7	Jeter, 5	Jeter, McCray, Gallegos, 2
1/3	North Dakota	W, 77-46	11-2 (0-0)	7,579	Jones, Ubel 11	Diaz, 7	Jeter, 4	Jeter, 2
1/5	Savannah State	W, 68-48	12-2 (0-0)	7,458	Diaz, 13	Diaz, 7	Jeter, McCray, Richardson, 2	Jeter, 3
1/8	Iowa State*	W, 63-62	13-2 (1-0)	11,610	Walker, 13	Walker, 8	Jeter, 7	Jeter, 5
1/12	at No. 15 Missouri *	L, 69-77	13-3 (1-1)	11,318	McCray, 17	Walker, Diaz 5	Jeter, 5	McCray, 2
1/15	at No. 3 Kansas *	L, 60-63	13-4 (1-2)	16,300	Jeter, 13	Walker, 10	Jeter, 6	Richardson, 3
1/18	Colorado *	W, 79-67	14-4 (2-2)	8,477	McCray, 18	McCray, 8	Jeter, 9	Walker, 3
1/22	at Texas Tech*	L, 71-72	14-5 (2-3)	8,783	Richardson, 20	McCray, Ubel, Jeter, 5	Almeida, Richardson, McCray 2	5 players, 1
1/29	No. 13 Texas A&M	W, 58-47	15-5 (3-3)	11,101	Diaz, 16	Jeter, 6	Jeter, 4	Walker, 3
2/3	at Kansas State	L, 53-69	15-6 (3-4)	12,528	Jeter, 16	Beranek, 5	Jeter, 4	Jeter, McCray, 3

\* -- Big 12 game # -- Honda Puerto Rico Tip Off \$ -- at Phillips 66 Big 12 Championship

## MISCELLANEOUS REVIEW

Nebraska Record When:	All	Home	Away
Ahead at Halftime	12-3	11-0	1-3
Behind at Halftime	3-3	3-0	0-3
Tied at Halftime	0-0	0-0	0-0
Bench Outscores Opponent's	11-6	10-0	1-6
Opponent Bench Outscores NU	2-0	1-0	0-0
Bench scoring is even	2-0	2-0	0-0
Shooting 50% or Better	10-0	9-0	1-0
Shooting Under 50%	5-6	5-0	0-6
Opp. Shoots 50% or Better	0-1	10-0	0-1
Opp. Shoots Under 50%	15-5	14-0	1-5
Outshooting Opponent (pct.)	13-2	12-0	1-2
Outshot by Opponent (pct.)	1-3	1-0	0-3
Shooting is even	0-1	0-0	0-1
Outrebounding Opponent	12-3	11-0	1-3
Outrebounded by Opponent	3-3	3-0	0-3
Rebounds are Even	0-0	0-0	0-0
Committing More TOs than Opp.	4-4	3-0	1-4
Committing Fewer TOs than Opp.	10-1	10-0	0-1
Turnovers are Even	1-1	1-0	0-1
Leading with 5:00 left	13-0	12-0	1-0
Trailing with 5:00 left	1-6	1-0	0-6
Tied with 5:00 left	1-0	1-0	0-0
In Overtime	0-0	0-0	0-0
Scoring 80 or more points	1-0	1-0	0-0
Scoring 61 to 79 points	11-4	10-0	1-4
Scoring 60 or fewer points	3-2	3-0	0-2
Allowing 80 or more points	0-0	0-0	0-0
Allowing 61 to 79 points	2-6	2-1	0-5
Allowing 60 or fewer points	12-1	11-0	1-1

## Field-Goal Percentage by Site:

NU	H (BDSC) -- 375-753 = 49.8	A -- 151-354 = 42.7
OPP	A -- 153-363 = 42.1	H (BDSC) -- 266-777 = 34.2

## Free-Throw Percentage by Site:

NU	H (BDSC) -- 173-245 = 70.6	A -- 103-143 = 72.0
OPP	A -- 102-150 = 68.0	H (BDSC) -- 112-185 = 60.5

NU Average at home: 71.2 ppg (997)

Opp. Average at home: 53.0 ppg (742)

NU Average on Road/Neutral: 61.6 (431)

Opp. Average on Road/Neutral: 65.3 (457)

## Attendance\*

	G	W-L	Total	Avg.	High
Home	14	14-0	119,564	8,540	11,610 vs. Iowa State
Big 12	3	3-0	31,118	10,396	11,610 vs. Iowa State
Away	4	0-4	48,969	12,242	16,300 at Kansas
Big 12	4	0-4	48,969	12,242	16,300 at Kansas
Neutral	3	1-2	25,720	8,573	11,575 vs. Hofstra
<b>Totals</b>	<b>21</b>	<b>15-6</b>	<b>194,253</b>	<b>9,250</b>	<b>16,300 at Kansas</b>
<b>Big 12</b>	<b>7</b>	<b>3-4</b>	<b>80,087</b>	<b>11,441</b>	<b>16,300 at Kansas</b>

\*Tickets distributed are used for official NCAA attendance totals.

## MISCELLANEOUS STREAKS

Biggest margin of victory	43 vs. Arkansas-Pine Bluff (11/15)
Biggest margin of defeat	10 vs. Vanderbilt (11/18/10)
Largest deficit overcome in win	20 vs. USC (11/27; last, 37-17, 2:05, 1st half)
Largest halftime deficit overcome in win	13 vs. USC (39-26)
Largest lead surrendered in loss	10 at Kansas (1/15/10)
Largest halftime lead surrendered in loss	5 at Kansas (1/15/10)
Largest lead at any time	43 vs. Arkansas-Pine Bluff (11/15; second period, 1:05)
Largest deficit at any time	20 USC (11/27; trailed 12-32, first period 5:11 and trailed 17-37, first period, 02:05)
Largest runs without opponent scoring	16-0 vs. Arkansas-Pine Bluff (11/15; second period 14:47-10:10); 16-0 vs. Jackson State (12/1; second period; 16:29-11:55)
	16-0 vs. Grambling (12/21; first period. 16:58-10:39)
Largest opponent run without NU scoring	12-0 vs. Alcorn State (12/8; second period 9:13 to 5:10); 12-0 vs. TCU (12/11, second period, 20:00-15:37)

## 2010-11 NEBRASKA INDIVIDUAL SEASON AND CAREER HIGHS

## #0 TONEY MCCRAY

<b>Points</b>
Season: 18 vs. Colorado (1/18/11)
Career: 18 at Baylor (3/7/09)
<b>Rebounds</b>
Season: 10 vs. TCU (12/11/10)
Career: same
<b>Field Goals</b>
Season: 4 vs. Colorado (1/18/11)
Career: same
<b>Field Goal Attempts</b>
Season: 14 vs. TCU (12/11/10)
Career: 15 vs. San Jose State (11/16/08)
<b>3-Point Field Goals</b>
Season: 4 vs. TCU (12/11/10)
Career: same
<b>3-Point Field Goal Attempts</b>
Season: 6 vs. Colorado (1/18/11)
Career: same
<b>Free Throws</b>
Season: 3 vs. TCU (12/11/10); at Missouri (1/12/11)
Career: 5 vs. San Jose State (11/16/08)
<b>Free Throw Attempts</b>
Season: 4 vs. TCU (12/11/10); vs. Iowa State (1/8/11)
Career: 8 vs. San Jose State (11/16/08)
<b>Assists</b>
Season: 2 seven times (last 1/22/11)
Career: 2 nine times (last 1/22/11)
<b>Steals</b>
Season: 3 at Kansas State (2/2/11)
Career: 4 vs. Maryland Eastern Shore (1/3/09)
<b>Blocks</b>
Season: 1 five times (last, 1/11/11)
Career: 3 vs. Creighton (11/29/08)
<b>Minutes Played</b>
Season: 30 vs. Colorado (1/18/11)
Career: 30 at Saint Louis (11/18/09); vs. Colorado (1/18/11)

## #1 ESHAUNTE JONES

<b>Points</b>
Season: 13 vs. Jackson State (12/1/10)
Career: 21 vs. BYU (12/23/09)
<b>Rebounds</b>
Season: 7 vs. Grambling (12/21/10)
Career: 7 vs. Chicago St. (12/10/09); vs. Grambling (12/21/10)
<b>Field Goals</b>
Season: 4 vs. Jackson State (12/1/10); vs. N. Dakota (1/3/10)
Career: 6 vs. BYU (12/23/09)
<b>Field Goal Attempts</b>
Season: 3 vs. Jackson State (12/1/10)
Career: 13 two times (last 1/13/10)
<b>3-Point Field Goals</b>
Season: 3 vs. Jackson State (12/1/10); vs. N. Dakota (1/3/10)
Career: 5 vs. BYU (12/23/09)
<b>3-Point Field Goal Attempts</b>
Season: 4 vs. Creighton (12/5/10); vs. N. Dakota (1/3/10)
Career: 11 vs. Kansas (1/13/10)
<b>Free Throws</b>
Season: 1 vs. Grambling (12/21/10); vs. Kansas (1/15/10)
Career: 4 vs. BYU (12/23/09)
<b>Free Throw Attempts</b>
Season: 4 vs. Grambling (12/21/10)
Career: 4 three times (last 12/21/10)
<b>Assists</b>
Season: 2 three times (last, vs Creighton 12/5/10)
Career: 4 vs. Maryland Eastern Shore (1/2/10)
<b>Steals</b>
Season: 2 vs. Eastern Washington (12/21/10)
Career: 2 four times (last 12/21/10)
<b>Blocks</b>
Season: 1 vs. South Dakota (11/12/10)
Career: 1 vs. Oregon St. (12/12/09); vs. So. Dakota (11/12/10)
<b>Minutes Played</b>
Season: 23 vs. Grambling (12/21/10)
Career: 32 vs. Kansas (1/13/10)

## #3 BRANDON RICHARDSON

<b>Points</b>
Season: 20 at Texas Tech (1/22/10)
Career: same
<b>Rebounds</b>
Season: 5 vs. N. Dakota (1/3/10)
Career: 7 two times (last 3/10/10)
<b>Field Goals</b>
Season: 6 vs. Creighton (12/5/10)
Career: 6 three times (last 12/5/10)
<b>Field Goal Attempts</b>
Season: 12 vs. Creighton (12/5/10)
Career: Same
<b>3-Point Field Goals</b>
Season: 4 vs. Creighton (12/5/10)
Career: Same
<b>3-Point Field Goal Attempts</b>
Season: 10 vs. Creighton (12/5/10)
Career: Same
<b>Free Throws</b>
Season: 8 at Texas Tech (1/22/10)
Career: 9 vs. TCU (11/21/09)
<b>Free Throw Attempts</b>
Season: 8 at Texas Tech (1/22/10)
Career: 10 vs. TCU (11/21/09)
<b>Assists</b>
Season: 7 vs. Hofstra (11/21/10)
Career: same
<b>Steals</b>
Season: 3 three times (last, 1/15/10)
Career: 4 two times (last 11/21/09)
<b>Blocks</b>
Season: 1 three times (1/8/11)
Career: 1 five times (last 1/8/11)
<b>Minutes Played</b>
Season: 30 at Kansas (1/15/10); at Texas Tech (1/22/10)
Career: 38 vs. Texas Tech (2/27/10)

## #12 MATT KARN

<b>Points</b>
Season: 3 vs. Arkansas-Pine Bluff (11/15/10)
Career: 3 four times (last 11/15/10)
<b>Rebounds</b>
Season:
Career: 1 two times (last 1/5/10)
<b>Field Goals</b>
Season: 1 vs. Arkansas-Pine Bluff (11/15/10);
Career: 1 four times (last 11/15/10)
<b>Field Goal Attempts</b>
Season: 2 vs. Grambling (12/21/10)
Career: 2 vs. S. Utah (12/29/09); vs. Grambling (12/21/10)
<b>3-Point Field Goals</b>
Season: 1 vs. UAPB (11/15/10)
Career: 1 four times (last 11/15/10)
<b>3-Point Field Goal Attempts</b>
Season: 2 vs. Grambling (12/21/10)
Career: 2 vs. So. Utah (12/29/09); vs. Grambling (12/21/10)
<b>Free Throws</b>
Season:
Career: none
<b>Free Throw Attempts</b>
Season:
Career: none
<b>Assists</b>
Season:
Career: 1 three times (last 1/5/10)
<b>Steals</b>
Season:
Career: 1 vs. Southern Utah (12/29/09)
<b>Blocks</b>
Season:
Career: none
<b>Minutes Played</b>
Season: 4 vs. Grambling (12/21/10)
Career: 6 vs. Chicago State (12/10/09)

## #13 BRANDON UBEL

<b>Points</b>
Season: 14 vs. Alcorn State (12/8/10)
Career: 14 vs. Texas Tech (2/27/10)
<b>Rebounds</b>
Season: 4 vs. Davidson (11/19/10)
Career: same
<b>Field Goals</b>
Season: 1 vs. Alcorn State (12/8/10)
Career: 5 vs. Texas Tech (2/27/10)
<b>Field Goal Attempts</b>
Season: 9 vs. South Dakota (11/12/10)
Career: 12 vs. USC Upstate (11/14/09)
<b>3-Point Field Goals</b>
Season: 1 vs. Alcorn State (12/8/10); vs. N. Dakota (1/3/10)
Career: 2 three times (last 2/27/10)
<b>3-Point Field Goal Attempts</b>
Season: 2 vs. Creighton (12/5/10); vs. N. Dakota (1/3/10)
Career: 3 vs. Tulsa (12/22/09)
<b>Free Throws</b>
Season: 5 vs. Davidson (11/19/10)
Career: same
<b>Free Throw Attempts</b>
Season: 6 vs. Davidson (11/19/10)
Career: 6 vs. Chicago State (12/10/09); vs Davidson (11/19/10)
<b>Assists</b>
Season: 3 vs. Jackson State (12/1/10); vs Creighton (12/5/10)
Career: Same
<b>Steals</b>
Season: 2 vs. Davidson (11/19/10)
Career: same
<b>Blocks</b>
Season: 2 vs. Creighton (12/5/10)
Career: 2 vs. USC Upstate (11/14/09); vs. Creighton (12/5/10)
<b>Minutes Played</b>
Season: 28 vs. Creighton (12/5/10)
Career: 28 at USC (11/29/09); 28 vs. Creighton (12/5/10)

## #14 CHRISTOPHER NIEMANN

<b>Points</b>
Season: 2 vs. E. Wash. (12/18/10); vs. Grambling (12/21/10)
Career: same
<b>Rebounds</b>
Season: 9 vs. Grambling (12/21/10)
Career: same
<b>Field Goals</b>
Season: 1 E. Wash. (12/18/10)
Career: same
<b>Field Goal Attempts</b>
Season: 2 E. Wash. (12/18/10)
Career: same
<b>3-Point Field Goals</b>
Season:
Career:
<b>3-Point Field Goal Attempts</b>
Season:
Career:
<b>Free Throws</b>
Season: 2 vs. Grambling (12/21/10)
Career: same
<b>Free Throw Attempts</b>
Season: 2 vs. Grambling (12/21/10)
Career: same
<b>Assists</b>
Season: 1 vs. Grambling (12/21/10)
Career: same
<b>Steals</b>
Season:
Career:
<b>Blocks</b>
Season:
Career:
<b>Minutes Played</b>
Season: 9 vs. Grambling (12/21/10)
Career: same

## #15 RAY GALLEGOS

<b>Points</b>
Season: 15 vs. Grambling State (12/21/10)
Career: same
<b>Rebounds</b>
Season: 4 vs. Creighton (12/5/10)
Career: same
<b>Field Goals</b>
Season: 7 vs. Grambling State (12/21/10)
Career: same
<b>Field Goal Attempts</b>
Season: 10 vs. Grambling State (12/21/10)
Career: same
<b>3-Point Field Goals</b>
Season: 2 vs. Hofstra (11/21/10)
Career: 3 vs. Texas-Pan American (12/2/09)
<b>3-Point Field Goal Attempts</b>
Season: 4 vs. Alcorn State (12/8/10)
Career: 5 at Missouri (1/23/10)
<b>Free Throws</b>
Season: 2 vs. Eastern Washington (12/18/10)
Career: 3 two times (last 12/29/09)
<b>Free Throw Attempts</b>
Season: 3 vs. Eastern Washington (12/10/10)
Career: 4 two times (last 12/2/09)
<b>Assists</b>
Season: 2 vs. Grambling State (12/21/10)
Career: 3 vs. Texas-Pan American (12/2/09)
<b>Steals</b>
Season: 2 vs. USC (11/27/10); vs. Grambling State (12/21/10)
Career: 2 three times (last, 12/21/10)
<b>Blocks</b>
Season: 2 vs. USC (11/27/10)
Career: same
<b>Minutes Played</b>
Season: 27 vs. Eastern Washington (12/18/10)
Career: Same

## #21 JORGE BRIAN DIAZ

<b>Points</b>
Season: 15 vs. Texas A&M (1/29/11)
Career: 22 vs. TCU (11/21/09)
<b>Rebounds</b>
Season: 12 vs. TCU (12/11/10)
Career: 12 vs. Chicago State (12/10/09); vs. TCU (12/11/10)
<b>Field Goals</b>
Season: 7 four times (last, 1/29/11)
Career: 9 two times (last 2/6/10)
<b>Field Goal Attempts</b>
Season: 15 vs. Texas A&M (1/29/11)
Career: 17 at Kansas (2/6/10)
<b>3-Point Field Goals</b>
Season: none
Career: none
<b>3-Point Field Goal Attempts</b>
Season: none
Career: none
<b>Free Throws</b>
Season: 4 at Kansas State (2/2/11)
Career: 4 vs. TCU (11/21/09); at Kansas State (2/2/11)
<b>Free Throw Attempts</b>
Season: 7 at Kansas State (2/2/11)
Career: 8 vs. TCU (11/21/09)
<b>Assists</b>
Season: 4 vs. Iowa State (1/8/11)
Career: 3 five times (last 1/8/11)
<b>Steals</b>
Season: 2 vs. USC (11/27/10)
Career: 3 vs. Oregon State (12/12/09)
<b>Blocks</b>
Season: 3 three times (last, 1/8/11)
Career: 3 eight times (last 1/8/11)
<b>Minutes Played</b>
Season: 32 vs. Texas A&M (1/29/11)
Career: 36 vs. Oregon State (12/12/09)

2010-11 NEBRASKA INDIVIDUAL SEASON AND CAREER HIGHS

#25 CALEB WALKER
Points
Season: 5 three times (1/8/11)
Career: same
Rebounds
Season: 12 vs. Alcorn State (12/8/10)
Career: same
Field Goals
Season: 6 vs. Jackson State (12/1/10)
Career: same
Field Goal Attempts
Season: 9 vs. Iowa State (1/8/11)
Career: same
3-Point Field Goals
Season: 2 four times (last, 1/12/11)
Career: same
3-Point Field Goal Attempts
Season: 4 three times (last, 1/12/11)
Career: same
Free Throws
Season: 6 Arkansas-Pine Bluff (11/15/10)
Career: same
Free Throw Attempts
Season: 8 vs. Eastern Washington (12/18/10)
Career: same
Assists
Season: 5 vs. Jackson State (12/1/10)
Career: same
Steals
Season: 3 vs. Colorado (1/18/11); vs. Texas A&M (1/29/11)
Career: same
Blocks
Season: 2 vs.E. Wash (12/18/10); vs. Iowa State (1/8/11)
Career:
Minutes Played
Season: 33 at Kansas (1/15/10)
Career: same

#31 DRAKE BERANEK
Points
Season:10vs. JacksonState(12/1/10); vs. Colorado(1/18/11)
Career: Same
Rebounds
Season: 7 vs. Iowa State (1/8/11)
Career: same
Field Goals
Season: 4 vs. Jackson State (12/1/10); vs. Iowa State (1/8/11)
Career: same
Field Goal Attempts
Season: 10 vs. Iowa State (1/8/11)
Career: same
3-Point Field Goals
Season: 2 vs. Jackson State (12/1/10)
Career: same
3-Point Field Goal Attempts
Season: 3 vs. Alcorn State (12/8/10); vs. Iowa State (1/8/11)
Career: same
Free Throws
Season: 5 vs. Colorado (1/18/11)
Career: same
Free Throw Attempts
Season: 6 vs. Colorado (1/18/11)
Career: same
Assists
Season: 2 seven times (last 1/18/11)
Career: same
Steals
Season: 2 three times last, 1/18/11
2 vs. Jackson State (12/1/10); vs. E. Wash (12/18/10)
Career:
Blocks
Season: 1 vs. E. Washington (12/18/10) at Texas Tech (1/22/10)
Career:
Minutes Played
Season: 32 vs. Iowa State (1/8/11)
Career: same

#32 ANDRE ALMEIDA
Points
Season: 20 vs. South Dakota (11/12/10)
Career: same
Rebounds
Season: 7 three times (last, 1/15/11)
Career: same
Field Goals
Season: 9 vs. South Dakota (11/12/10)
Career: same
Field Goal Attempts
Season: 12 vs. South Dakota (11/12/10)
Career: same
3-Point Field Goals
Season:
Career:
3-Point Field Goal Attempts
Season:
Career:
Free Throws
Season: 4 vs. North Dakota (1/3/10)
Career: same
Free Throw Attempts
Season: 6 vs. Alcorn State (12/8/10)
Career: same
Assists
Season: 4 vs. Arkansas-Pine Bluff (11/15/10)
Career: same
Steals
Season: 2 vs. Alcorn State (12/8/10); vs. Eastern Wash. (12/18/10)
Career:
Blocks
Season: 5 vs. Savannah State (1/5/10)
Career: same
Minutes Played
Season: 22 vs. Alcorn State (12/8/10)
Career: same

#33 MIKE FOX
Points
Season: 2 three times (last 1/3/10)
Career: 4 vs. Texas-Pan American (12/2/09)
Rebounds
Season: 3 vs. Grambling (12/21/10)
Career: same
Field Goals
Season: 1 three times (last, 1/3/10)
Career: 1 four times (last, 12/21/10)
Field Goal Attempts
Season: 1 three times (last, 1/3/10)
Career: 1 five times (last 12/21/10)
3-Point Field Goals
Season: none
Career: same
3-Point Field Goal Attempts
Season: none
Career: same
Free Throws
Season:
Career: 3 vs. Southern Utah (12/29/09)
Free Throw Attempts
Season: 2 vs. Alcorn State (12/8/10); vs. Grambling (12/21/10)
Career: 4 vs. Southern Utah (12/29/09)
Assists
Season:
Career: none
Steals
Season:
Career: 1 vs. USC Upstate (11/14/09)
Blocks
Season:
Career: none
Minutes Played
Season: 4 vs. UAPB (11/15/10); Grambling (12/21/10)
Career: 5 vs. Southern Utah (12/29/09)

#34 LANCE JETER
Points
Season: 19 at Texas Tech (1/22/10)
Career: 21 at Iowa State (2/24/10)
Rebounds
Season: 8 vs. USC (11/27/10)
Career: same
Field Goals
Season: 7 three times (last, 2/2/11)
Career: 7 four times (last, 2/2/11)
Field Goal Attempts
Season: 13 vs. Creighton (12/6/10); at Kansas State (2/2/11)
Career: Same
3-Point Field Goals
Season: 2 Four times (last, 11/22/11)
Career: 4 at Iowa State (2/24/10)
3-Point Field Goal Attempts
Season: 5 vs. Creighton (12/5/10)
Career: 6 two times (last 2/24/10)
Free Throws
Season: 6 vs. South Dakota (11/12/10); vs. Alcorn State (12/8/10)
Career: 6 three times, last vs. Alcorn State (12/8/10)
Free Throw Attempts
Season: 8 vs. Iowa State (1/8/11)
Career: 9 vs. Texas Tech (2/27/10)
Assists
Season: 9 vs. Colorado (1/18/11)
Career: 12 at Kansas State (2/17/10)
Steals
Season: 7 vs. Alcorn State (12/8/10)
Career: same
Blocks
Season: 1 vs. Vanderbilt (11/18/10); vs. Savannah State (1/5/11)
Career: 2 at Creighton (12/6/09)
Minutes Played
Season: 36 vs. Iowa State (1/8/11); at Texas Tech (1/22/10)
Career: 42 vs. Texas Tech (2/27/10)




**#0 TONEY MCCRAY** | 6-6 | 210 | Jr. | G | Missouri City, Texas

## CAREER STATS

Year	GP	GS	Min	Avg	Total			3FG	3FGA	Pct	FT	FTA	Pct	Rebounds				PF	FO	Ast	TO	Blk	Stl	Pts	Avg
					FG	FGA	Pct							Off	Def	Tot	Avg								
2008-09	30	3	492	16.4	69	152	.454	10	29	.345	24	41	.585	17	66	83	2.8	48	0	19	39	18	24	172	5.7
2009-10	3	0	56	18.7	8	15	.533	2	4	.500	1	2	.500	2	10	12	4.0	3	0	2	3	0	1	19	6.3
2010	21	13	422	20.1	56	122	.459	15	37	.405	20	33	.606	23	66	89	4.2	39	0	26	40	5	18	147	7.0
<b>TOTAL</b>	<b>54</b>	<b>16</b>	<b>970</b>	<b>18.0</b>	<b>133</b>	<b>289</b>	<b>.460</b>	<b>27</b>	<b>70</b>	<b>.386</b>	<b>45</b>	<b>76</b>	<b>.592</b>	<b>42</b>	<b>142</b>	<b>184</b>	<b>3.4</b>	<b>90</b>	<b>0</b>	<b>47</b>	<b>82</b>	<b>23</b>	<b>43</b>	<b>338</b>	<b>6.3</b>

## 2010-11 GAME-BY-GAME

Opponent	Date	GS	Min	TOTAL			3-PTS			FT	FTA	Pct	REBOUNDS				PF	FO	A	TO	Blk	Stl	Pts	Avg
				FG	FGA	Pct	3FG	FGA	Pct				Off	Def	Tot	Avg								
South Dakota	11/12/10		20	2	4	.500	1	2	.500	2	2	1.000	2	5	7	7.0	1	0	2	3	0	0	7	7.0
ARKANSAS-PINE BLUFF	11/15/10	*	19	4	6	.667	2	3	.667	0	2	.000	0	3	3	5.0	1	0	2	3	0	0	10	8.5
vs Vanderbilt	11/18/10	*	27	3	8	.375	0	2	.000	0	2	.000	0	2	2	4.0	3	0	0	0	0	2	6	7.7
vs Davidson	11/19/10	*	25	2	6	.333	0	2	.000	1	2	.500	0	4	4	4.0	2	0	2	3	0	1	5	7.0
vs Hofstra	11/21/10	*	8	0	0	.000	0	0	.000	0	0	.000	0	1	1	3.4	1	0	1	0	1	0	0	5.6
USC	11/27/10		6	1	2	.500	0	0	.000	1	1	1.000	0	0	0	2.8	1	0	0	1	0	0	3	5.2
JACKSON STATE	12/01/10		19	1	2	.500	0	1	.000	2	2	1.000	1	3	4	3.0	2	0	1	3	0	0	4	5.0
CREIGHTON	12/05/10		17	0	0	.000	0	0	.000	1	2	.500	1	4	5	3.3	2	0	0	2	0	0	1	4.5
ALCORN STATE	12/08/10		21	2	5	.400	0	0	.000	0	0	.000	0	3	3	3.7	2	0	1	3	0	1	4	4.8
TCU	12/11/10		23	4	6	.667	4	4	1.000	3	4	.750	1	9	10	3.9	3	0	1	2	0	2	15	5.5
EASTERN WASHINGTON	12/18/10		20	2	6	.333	0	2	.000	0	1	.000	2	9	11	4.5	2	0	3	3	1	2	4	5.4
GRAMBLING	12/21/10		18	3	9	.333	0	1	.000	0	0	.000	3	2	5	4.6	1	0	0	1	0	2	6	5.4
NORTH DAKOTA	01/03/11	*	20	2	6	.333	1	2	.500	0	0	.000	1	1	2	4.4	3	0	2	0	1	0	5	5.4
SAVANNAH STATE	01/05/11	*	18	2	6	.333	0	1	.000	0	0	.000	0	4	4	4.4	2	0	2	1	0	0	4	5.3
IOWA STATE	01/08/11	*	28	5	9	.556	0	1	.000	2	4	.500	2	2	4	4.3	0	0	2	0	1	1	12	5.7
at Missouri	01/12/11	*	27	6	10	.600	2	3	.667	3	3	1.000	1	4	5	4.4	1	0	2	0	0	2	17	6.4
at Kansas	1/15/11	*	15	2	6	.333	2	2	1.000	3	4	.750	2	0	2	4.2	4	0	2	2	0	0	9	6.6
COLORADO	01/18/11	*	30	8	14	.571	2	6	.333	0	0	.000	2	6	8	4.4	3	0	0	2	1	1	18	7.2
at Texas Tech	01/22/11	*	22	3	8	.375	1	1	1.000	1	3	.333	3	2	5	4.5	1	0	2	3	0	1	8	7.3
TEXAS A&M	01/29/11	*	13	1	4	.250	0	2	.000	1	1	1.000	0	1	1	4.3	0	0	0	1	0	0	3	7.1
at Kansas State	2/02/11	*	26	3	5	.600	0	2	.000	0	0	.000	2	1	3	4.2	4	0	1	7	0	3	6	7.0
<b>Totals</b>		<b>13</b>	<b>422</b>	<b>56</b>	<b>122</b>	<b>.459</b>	<b>15</b>	<b>37</b>	<b>.405</b>	<b>20</b>	<b>33</b>	<b>.606</b>	<b>23</b>	<b>66</b>	<b>89</b>	<b>4.2</b>	<b>39</b>	<b>0</b>	<b>26</b>	<b>40</b>	<b>5</b>	<b>18</b>	<b>147</b>	<b>7.0</b>


**#1 ESHAUNTE JONES** | 6-4 | 200 | So. | G | Fort Wayne, Ind.

## CAREER STATS

Year	GP	GS	Min	Avg	Total			3FG	3FGA	Pct	FT	FTA	Pct	Rebounds				PF	FO	Ast	TO	Blk	Stl	Pts	Avg
					FG	FGA	Pct							Off	Def	Tot	Avg								
2008-09*	4	0	46	11.5	2	7	.286	2	5	.400	1	1	1.000	1	4	5	1.3	0	0	1	4	0	0	7	1.8
2009-10	29	2	491	16.9	61	143	.427	40	92	.435	11	17	.647	10	37	47	1.6	34	0	29	13	2	14	173	6.0
2010	19	0	246	12.9	26	80	.325	18	55	.327	13	17	.765	4	26	30	1.6	16	0	12	11	1	6	83	4.4
<b>TOTAL</b>	<b>52</b>	<b>2</b>	<b>783</b>	<b>15.1</b>	<b>89</b>	<b>230</b>	<b>.387</b>	<b>60</b>	<b>152</b>	<b>.395</b>	<b>25</b>	<b>35</b>	<b>.714</b>	<b>15</b>	<b>67</b>	<b>82</b>	<b>1.6</b>	<b>50</b>	<b>0</b>	<b>42</b>	<b>28</b>	<b>3</b>	<b>20</b>	<b>263</b>	<b>5.1</b>

\*received medical redshirt

## 2010-11 GAME-BY-GAME

Opponent	Date	GS	Min	TOTAL			3-PTS			FT	FTA	Pct	REBOUNDS				PF	FO	A	TO	Blk	Stl	Pts	Avg
				FG	FGA	Pct	3FG	FGA	Pct				Off	Def	Tot	Avg								
South Dakota	11/12/10		13	1	3	.333	1	3	.333	0	0	.000	0	0	0	0.0	0	0	2	1	1	0	3	3.0
Arkansas-Pine Bluff	11/15/10		--- Did not play (coaches decision) ---																					
vs Vanderbilt	11/18/10		0	0	0	.000	0	0	.000	0	0	.000	0	0	0	0.0	0	0	0	0	0	0	0	1.5
vs Davidson	11/19/10		15	0	5	.000	0	3	.000	0	0	.000	0	0	0	0.0	2	0	0	0	0	0	0	1.0
vs Hofstra	11/21/10		12	2	6	.333	1	2	.500	1	2	.500	0	3	3	0.8	3	0	0	0	0	2	6	2.3
USC	11/27/10		13	2	3	.667	2	3	.667	0	0	.000	0	1	1	0.8	1	0	2	2	0	0	6	3.0
JACKSON STATE	12/01/10		20	4	8	.500	3	5	.600	2	2	1.000	2	1	3	1.2	1	0	0	0	0	0	13	4.7
CREIGHTON	12/05/10		16	1	7	.143	1	6	.167	0	0	.000	0	0	0	1.0	1	0	2	1	0	0	3	4.4
ALCORN STATE	12/08/10		3	1	2	.500	0	0	.000	0	0	.000	0	0	0	0.8	0	0	0	0	0	0	2	5.4
TCU	12/11/10		11	1	5	.200	1	3	.333	0	0	.000	0	0	0	0.8	0	0	1	1	0	0	3	4.0
EASTERN WASHINGTON	12/18/10		16	2	6	.333	1	5	.200	1	2	.500	1	1	2	0.9	3	0	1	1	0	2	6	4.2
GRAMBLING	12/21/10		23	2	6	.333	0	3	.000	3	4	.750	0	7	7	1.5	1	0	1	0	0	0	7	4.5
NORTH DAKOTA	01/03/11		16	4	7	.571	3	6	.500	0	0	.000	0	1	1	1.4	1	0	0	1	0	0	11	5.0
SAVANNAH STATE	01/05/11		17	2	4	.500	1	3	.333	0	0	.000	0	1	1	1.4	0	0	0	0	0	0	5	5.0
IOWA STATE	01/08/11		11	0	3	.000	0	3	.000	0	0	.000	0	1	1	1.4	1	0	1	1	0	1	0	4.6
at Missouri	1/12/11		--- Did not play (grandmother's funeral) ---																					
at Kansas	1/15/11		9	1	3	.333	1	1	1.000	3	3	1.000	1	1	2	1.4	0	0	0	1	0	0	6	4.7
COLORADO	01/18/11		6	0	1	.000	0	1	.000	0	0	.000	0	2	2	1.4	0	0	1	0	0	0	0	4.4
at Texas Tech	01/22/11		16	1	6	.167	1	6	.167	2	2	1.000	0	3	3	1.5	0	0	1	0	0	0	5	4.5
TEXAS A&M	01/29/11		16	2	3	.667	2	2	1.000	1	2	.500	0	3	3	1.6	0	0	0	1	0	0	7	4.6
at Kansas State	2/02/11		13	0	2	.000	0	0	.000	0	0	.000	0	1	1	1.6	2	0	0	1	0	1	0	4.4
Totals		0	246	26	80	.325	18	55	.327	13	17	.765	4	26	30	1.6	16	0	12	11	1	6	83	4.4



## #3 BRANDON RICHARDSON


6-0 | 190 | Jr. | G | Los Angeles, Calif.

## CAREER STATS

Year	GP	GS	Min	Avg	Total			3FG	3FGA	Pct	FT	FTA	Pct	Rebounds				PF	FO	Ast	TO	Blk	Stl	Pts	Avg
					FG	FGA	Pct							Off	Def	Tot	Avg								
2008-09	27	0	414	15.3	32	80	.400	16	51	.314	32	39	.821	5	29	34	1.3	31	0	24	17	0	25	112	4.1
2009-10	31	15	744	24.0	82	180	.456	27	85	.318	85	103	.825	7	78	85	2.7	66	3	56	40	2	35	276	8.9
2010	20	18	442	22.1	40	91	.440	14	50	.280	30	37	.811	0	43	43	2.2	28	1	34	29	3	22	124	6.2
<b>TOTAL</b>	<b>78</b>	<b>33</b>	<b>1600</b>	<b>20.5</b>	<b>154</b>	<b>351</b>	<b>.439</b>	<b>57</b>	<b>186</b>	<b>.306</b>	<b>147</b>	<b>179</b>	<b>.821</b>	<b>12</b>	<b>150</b>	<b>162</b>	<b>2.1</b>	<b>125</b>	<b>4</b>	<b>114</b>	<b>86</b>	<b>5</b>	<b>82</b>	<b>512</b>	<b>6.6</b>

## 2010-11 GAME-BY-GAME

Opponent	Date	GS	Min	TOTAL			3-PTS			FT	FTA	Pct	REBOUNDS				PF	FO	A	TO	Blk	Stl	Pts	Avg
				FG	FGA	Pct	3FG	FGA	Pct				Off	Def	Tot	Avg								
South Dakota	11/12/10		23	0	4	.000	0	3	.000	2	2	1.000	0	1	1	1.0	1	0	2	1	1	2	2	2.0
ARKANSAS-PINE BLUFF	11/15/10	*	24	1	2	.500	1	2	.500	2	2	1.000	0	4	4	2.5	1	0	2	1	0	2	5	3.5
vs Vanderbilt	11/18/10	*	22	0	3	.000	0	2	.000	0	0	.000	0	3	3	2.7	2	0	3	4	0	1	0	2.3
vs Davidson	11/19/10	*	23	2	4	.500	0	1	.000	0	0	.000	0	4	4	3.0	2	0	0	2	0	1	4	2.8
vs Hofstra	11/21/10	*	27	2	5	.400	0	2	.000	2	2	1.000	0	1	1	2.6	1	0	7	2	0	3	6	3.4
USC	11/27/10	*	18	1	2	.500	0	1	.000	1	2	.500	0	1	1	2.3	1	0	0	1	0	0	3	3.3
JACKSON STATE	12/01/10	*	21	4	6	.667	2	4	.500	0	0	.000	0	4	4	2.6	1	0	2	3	0	3	10	4.3
CREIGHTON	12/05/10	*	24	6	12	.500	4	10	.400	2	2	1.000	0	3	3	2.6	1	0	1	1	0	0	18	6.0
ALCORN STATE	12/08/10	*	24	3	8	.375	1	4	.250	0	2	.000	0	4	4	2.8	2	0	4	1	1	1	7	7.5
TCU	12/11/10	*	21	1	2	.500	1	2	.500	0	0	.000	0	2	2	2.7	0	0	2	2	0	1	3	5.8
EASTERN WASHINGTON	12/18/10	*	5	0	3	.000	0	2	.000	0	0	.000	0	0	0	2.5	0	0	0	0	0	0	0	5.3
GRAMBLING	12/21/10	*	17	2	3	.667	1	2	.500	0	2	.000	0	3	3	2.5	0	0	1	1	0	0	5	5.3
NORTH DAKOTA	01/03/11	*	22	3	5	.600	1	3	.333	0	1	.000	0	5	5	2.7	1	0	3	1	0	1	7	5.4
SAVANNAH STATE	01/05/11	*	15	1	1	1.000	0	0	.000	0	0	.000	0	2	2	2.6	0	0	2	3	1	0	2	5.1
IOWA STATE	01/08/11		--- Did not play (injured) ---																					
at Missouri	01/12/11		25	3	7	.429	1	3	.333	0	0	.000	0	3	3	2.7	5	1	0	1	0	1	7	5.3
at Kansas	1/15/11	*	30	1	7	.143	0	4	.000	4	5	.800	0	1	1	2.6	1	0	0	2	0	3	6	5.3
COLORADO	01/18/11	*	23	1	1	1.000	0	0	.000	4	4	1.000	0	0	0	2.4	3	0	3	1	0	0	6	5.4
at Texas Tech	01/22/11	*	30	5	6	.833	2	2	1.000	8	8	1.000	0	2	2	2.4	2	0	2	0	0	0	20	6.2
TEXAS A&M	01/29/11	*	26	3	6	.500	0	2	.000	4	4	1.000	0	0	0	2.3	2	0	0	0	0	2	10	6.4
at Kansas State	2/02/11	*	22	1	4	.250	0	1	.000	1	1	1.000	0	0	0	2.2	2	0	0	2	0	1	3	6.2
<b>Totals</b>		<b>18</b>	<b>442</b>	<b>40</b>	<b>91</b>	<b>.440</b>	<b>14</b>	<b>50</b>	<b>.280</b>	<b>30</b>	<b>37</b>	<b>.811</b>	<b>0</b>	<b>43</b>	<b>43</b>	<b>2.2</b>	<b>28</b>	<b>1</b>	<b>34</b>	<b>29</b>	<b>3</b>	<b>22</b>	<b>124</b>	<b>6.2</b>



## #12 MATT KARN

6-3 | 210 | Sr. | G | Philpot, Ky.

## CAREER STATS

Year	GP	GS	Min	Avg	Total			3FG	3FGA	Pct	FT	FTA	Pct	Rebounds				PF	FO	Ast	TO	Blk	Stl	Pts	Avg
					FG	FGA	Pct							Off	Def	Tot	Avg								
2009-10	9	0	33	3.7	3	5	.600	3	5	.600	0	0	.000	0	2	2	0.2	3	0	3	2	0	1	9	1.0
2010-11	7	0	17	2.4	1	5	.200	1	5	.200	0	0	.000	0	0	0	0.0	0	0	0	1	0	0	3	0.4
<b>TOTAL</b>	<b>16</b>	<b>0</b>	<b>50</b>	<b>3.1</b>	<b>4</b>	<b>10</b>	<b>.400</b>	<b>4</b>	<b>10</b>	<b>.400</b>	<b>0</b>	<b>0</b>	<b>.000</b>	<b>0</b>	<b>2</b>	<b>2</b>	<b>0.1</b>	<b>3</b>	<b>0</b>	<b>3</b>	<b>3</b>	<b>0</b>	<b>1</b>	<b>12</b>	<b>0.8</b>

## 2010-11 GAME-BY-GAME

Opponent	Date	GS	TOTAL			3-PTS			REBOUNDS				PF		FO	A	TO	Blk	Stl	Pts	Avg			
			Min	FG	FGA	Pct	3FG	FGA	Pct	FT	FTA	Pct	Off	Def								Tot	Avg	
South Dakota	11/12/10		---	Did not play (coaches decision) ---																				
ARKANSAS-PINE BLUFF	11/15/10		3	1	1	1.000	1	1	1.000	0	0	.000	0	0	0	0.0	0	0	0	0	3	3.0		
vs. Vanderbilt	11/12/10		---	Did not play (coaches decision) ---																				
vs. Davidson	11/12/10		---	Did not play (coaches decision) ---																				
vs Hofstra	11/21/10		0	0	0	.000	0	0	.000	0	0	.000	0	0	0	0.0	0	0	0	0	0	1.5		
USC	11/27/10		---	Did not play (coaches decision) ---																				
JACKSON STATE	12/1/10		---	Did not play (coaches decision) ---																				
CREIGHTON	12/5/10		---	Did not play (coaches decision) ---																				
ALCORN STATE	12/08/10		2	0	0	.000	0	0	.000	0	0	.000	0	0	0	0.0	0	0	0	0	0	1.5		
TCU	12/11/10		---	Did not play (coaches decision) ---																				
EASTERN WASHINGTON	12/18/10		3	0	0	.000	0	0	.000	0	0	.000	0	0	0	0.0	0	0	0	0	0	0.8		
GRAMBLING	12/21/10		4	0	2	.000	0	2	.000	0	0	.000	0	0	0	0.0	0	0	0	0	0	0.6		
NORTH DAKOTA	01/03/11		2	0	1	.000	0	1	.000	0	0	.000	0	0	0	0.0	0	0	0	0	0	0.5		
SAVANNAH STATE	01/05/11		3	0	1	.000	0	1	.000	0	0	.000	0	0	0	0.0	0	1	0	0	0	0.4		
IOWA STATE	01/08/11		---	Did not play (coaches decision) ---																				
at Missouri	01/12/11		---	Did not play (coaches decision) ---																				
at Kansas	1/15/11		---	Did not play (coaches decision) ---																				
COLORADO	1/18/11		---	Did not play (coaches decision) ---																				
at Texas Tech	1/22/11		---	Did not play (coaches decision) ---																				
TEXAS A&M	1/29/11		---	Did not play (coaches decision) ---																				
at Kansas State	2/2/11		---	Did not play (coaches decision) ---																				
Totals		0	17	1	5	.200	1	5	.200	0	0	.000	0	0	0	0.0	0	0	0	1	0	0	3	0.4



#13 BRANDON UBEL | 6-10 | 240 | So. | F | Overland Park, Kan.

## CAREER STATS

Year	GP	GS	Min	Avg	Total			3FG	3FGA	Pct	FT	FTA	Pct	Rebounds				PF	FO	Ast	TO	Blk	Stl	Pts	Avg
					FG	FGA	Pct							Off	Def	Tot	Avg								
2009-10	32	16	507	15.8	46	112	.411	11	21	.524	39	49	.796	27	36	63	2.0	51	1	3	41	5	7	142	4.4
2010	21	10	389	18.5	39	77	.506	3	16	.188	36	46	.783	21	51	72	3.4	45	1	13	23	6	4	117	5.6
<b>TOTAL</b>	<b>53</b>	<b>26</b>	<b>896</b>	<b>16.9</b>	<b>85</b>	<b>189</b>	<b>.450</b>	<b>14</b>	<b>37</b>	<b>.378</b>	<b>75</b>	<b>95</b>	<b>.789</b>	<b>48</b>	<b>87</b>	<b>135</b>	<b>2.5</b>	<b>96</b>	<b>2</b>	<b>16</b>	<b>64</b>	<b>11</b>	<b>11</b>	<b>259</b>	<b>4.9</b>

## 2010-11 GAME-BY-GAME

Opponent	Date	GS	Min	TOTAL			3-PTS			FT	FTA	Pct	REBOUNDS				PF	FO	A	TO	Blk	Stl	Pts	Avg
				FG	FGA	Pct	3FG	FGA	Pct				Off	Def	Tot	Avg								
South Dakota	11/12/10	*	19	4	9	.444	0	0	.000	2	3	.667	0	4	4	4.0	2	0	0	2	0	0	10	10.0
ARKANSAS-PINE BLUFF	11/15/10		19	3	3	1.000	0	0	.000	2	4	.500	0	3	3	3.5	3	0	1	0	0	0	8	9.0
vs Vanderbilt	11/18/10		16	3	4	.750	0	1	.000	4	4	1.000	1	1	2	3.0	2	0	0	1	0	1	10	9.3
vs Davidson	11/19/10	*	27	1	3	.333	0	0	.000	5	6	.833	2	7	9	4.5	3	0	1	2	1	2	7	8.8
vs Hofstra	11/21/10	*	21	1	3	.333	0	0	.000	0	0	.000	1	2	3	4.2	1	0	0	1	0	0	2	7.4
USC	11/27/10	*	15	1	2	.500	0	0	.000	0	1	.000	0	0	0	3.5	4	0	1	2	1	0	2	6.5
JACKSON STATE	12/01/10	*	27	4	6	.667	0	0	.000	2	4	.500	3	2	5	3.7	0	0	3	0	0	0	10	7.0
CREIGHTON	12/05/10	*	28	1	3	.333	0	2	.000	0	0	.000	0	2	2	3.5	2	0	3	0	2	1	2	6.4
ALCORN STATE	12/08/10	*	19	6	7	.857	1	1	1.000	1	2	.500	2	2	4	3.6	0	0	0	0	1	0	14	7.2
TCU	12/11/10	*	18	1	5	.200	0	1	.000	3	4	.750	2	3	5	3.7	1	0	0	1	0	0	5	7.0
EASTERN WASHINGTON	12/18/10	*	13	1	3	.333	0	1	.000	1	1	1.000	2	3	5	3.8	3	0	1	0	0	0	3	6.6
GRAMBLING	12/21/10	*	13	2	3	.667	0	0	.000	1	1	1.000	0	2	2	3.7	2	0	0	3	1	0	5	6.5
NORTH DAKOTA	01/03/11		19	4	6	.667	1	2	.500	2	3	.667	0	5	5	3.8	1	0	0	2	0	0	11	6.8
SAVANNAH STATE	01/05/11		14	1	2	.500	0	1	.000	2	2	1.000	0	2	2	3.6	3	0	1	3	0	0	4	6.6
IOWA STATE	01/08/11		12	1	4	.250	0	0	.000	4	4	1.000	2	3	5	3.7	1	0	0	0	0	0	6	6.6
at Missouri	01/12/11		12	0	1	.000	0	1	.000	2	2	1.000	1	0	1	3.6	2	0	0	1	0	0	2	6.3
at Kansas	1/15/11		19	1	4	.250	0	1	.000	0	0	.000	1	2	3	3.5	4	0	0	2	0	0	2	6.1
COLORADO	01/18/11		12	2	3	.667	1	2	.500	1	1	1.000	0	1	1	3.4	0	0	0	0	0	0	6	6.1
at Texas Tech	01/22/11		19	1	2	.500	0	1	.000	3	3	1.000	3	2	5	3.5	5	1	1	1	0	0	5	6.0
TEXAS A&M	01/29/11		26	0	1	.000	0	1	.000	0	0	.000	0	4	4	3.5	2	0	1	0	0	0	0	5.7
at Kansas State	2/02/11		21	1	3	.333	0	1	.000	1	1	1.000	1	1	2	3.4	4	0	0	2	0	0	3	5.6
<b>Totals</b>		10	389	39	77	.506	3	16	.188	36	46	.783	21	51	72	3.4	45	1	13	23	6	4	117	5.6



#14 CHRISTOPHER NIEMANN | 6-11 | 270 | So. | C | K hlungsborn, Germany

## CAREER STATS

Year	GP	GS	Min	Avg	Total			3FG	3FGA	Pct	FT	FTA	Pct	Rebounds				PF	FO	Ast	TO	Blk	Stl	Pts	Avg
					FG	FGA	Pct							Off	Def	Tot	Avg								
2008-09																									
2009-10																									
2010	4	0	25	6.3	1	4	.250	0	0	.000	2	2	1.000	1	6	7	1.8	4	0	1	2	0	0	4	1.0
<b>TOTAL</b>	<b>4</b>	<b>0</b>	<b>25</b>	<b>6.3</b>	<b>1</b>	<b>4</b>	<b>.250</b>	<b>0</b>	<b>0</b>	<b>.000</b>	<b>2</b>	<b>2</b>	<b>1.000</b>	<b>1</b>	<b>6</b>	<b>7</b>	<b>1.8</b>	<b>4</b>	<b>0</b>	<b>1</b>	<b>2</b>	<b>0</b>	<b>0</b>	<b>4</b>	<b>1.0</b>

## 2010-11 GAME-BY-GAME

Opponent	Date	GS	Min	TOTAL			3-PTS			FT	FTA	Pct	REBOUNDS				PF	FO	A	TO	Blk	Stl	Pts	Avg
				FG	FGA	Pct	3FG	FGA	Pct				Off	Def	Tot	Avg								
South Dakota	11/12/10			--- Did not play (injured) ---																				
Arkansas-Pine Bluff	11/15/10			--- Did not play (injured) ---																				
Vanderbilt	11/18/10			--- Did not play (injured) ---																				
Davidson	11/19/10			--- Did not play (injured) ---																				
Hofstra	11/21/10			--- Did not play (injured) ---																				
USC	11/27/10			--- Did not play (injured) ---																				
JACKSON STATE	12/1/10			--- Did not play (injured) ---																				
CREIGHTON	12/5/10			--- Did not play (injured) ---																				
ALCORN STATE	12/8/10			--- Did not play (injured) ---																				
TCU	12/11/10			--- Did not play (injured) ---																				
EASTERN WASHINGTON	12/18/10		7	1	2	.500	0	0	.000	0	0	.000	0	1	1	1.0	3	0	0	0	0	0	2	2.0
GRAMBLING	12/21/10		9	0	1	.000	0	0	.000	2	2	1.000	0	4	4	2.5	0	0	1	1	0	0	2	2.0
NORTH DAKOTA	1/3/10			--- Did not play (injured) ---																				
SAVANNAH STATE	01/05/11		4	0	0	.000	0	0	.000	0	0	.000	1	1	2	2.3	0	0	0	0	0	0	0	1.3
IOWA STATE	01/08/11			--- Did not play (coaches decision) ---																				
at Missouri	01/12/11			--- Did not play (coaches decision) ---																				
at Kansas	1/15/11			--- Did not play (coaches decision) ---																				
COLORADO	1/18/11			--- Did not play (coaches decision) ---																				
at Texas Tech	1/22/11			--- Did not play (coaches decision) ---																				
TEXAS A&M	1/29/11			--- Did not play (coaches decision) ---																				
at Kansas State	2/02/11		5	0	1	.000	0	0	.000	0	0	.000	0	0	0	1.8	1	0	0	1	0	0	0	1.0
<b>Totals</b>		0	25	1	4	.250	0	0	.000	2	2	1.000	1	6	7	1.8	4	0	1	2	0	0	4	1.0



# #15 RAY GALLEGOS | 6-2 | 178 | So. | G | Salt Lake City, Utah

## CAREER STATS

Year	GP	GS	Min	Avg	Total		Pct	3FG	3FGA	Pct	FT	FTA	Pct	Rebounds				PF	FO	Ast	TO	Blk	Stl	Pts	Avg
					FG	FGA								Off	Def	Tot	Avg								
2009-10	30	3	409	13.6	34	93	.366	15	43	.349	8	16	.500	1	40	41	1.4	27	0	19	14	5	10	91	3.0
2010	19	1	250	13.2	28	82	.341	6	38	.158	4	5	.800	3	18	21	1.1	19	0	8	10	4	7	66	3.5
<b>TOTAL</b>	<b>49</b>	<b>4</b>	<b>659</b>	<b>13.4</b>	<b>62</b>	<b>175</b>	<b>.354</b>	<b>21</b>	<b>81</b>	<b>.259</b>	<b>12</b>	<b>21</b>	<b>.571</b>	<b>4</b>	<b>58</b>	<b>62</b>	<b>1.3</b>	<b>46</b>	<b>0</b>	<b>27</b>	<b>24</b>	<b>9</b>	<b>17</b>	<b>157</b>	<b>3.2</b>

## 2010-11 GAME-BY-GAME

Opponent	Date	GS	Min	TOTAL			3-PTS			FT	FTA	Pct	REBOUNDS				PF	FO	A	TO	Blk	Stl	Pts	Avg
				FG	FGA	Pct	3FG	FGA	Pct				Off	Def	Tot	Avg								
South Dakota	11/12/10	*	8	0	3	.000	0	1	.000	0	0	.000	0	3	3	3.0	0	0	0	0	0	0	0	0.0
ARKANSAS-PINE BLUFF	11/15/10		21	2	6	.333	0	4	.000	0	0	.000	0	0	0	1.5	0	0	1	1	0	0	4	2.0
vs Vanderbilt	11/18/10		3	0	0	.000	0	0	.000	0	0	.000	0	0	0	1.0	0	0	0	0	0	0	0	1.3
vs. Davidson	11/12/10	--- Did not play (coaches decision) ---																						
vs Hofstra	11/21/10		22	3	5	.600	2	3	.667	0	0	.000	0	1	1	1.0	1	0	0	0	1	0	8	3.0
USC	11/27/10		13	0	2	.000	0	2	.000	0	0	.000	0	0	0	0.8	0	0	0	3	2	2	0	2.4
JACKSON STATE	12/01/10		6	0	2	.000	0	2	.000	0	0	.000	0	0	0	0.7	1	0	0	0	0	0	0	2.0
CREIGHTON	12/05/10		12	1	6	.167	0	3	.000	0	0	.000	0	4	4	1.1	0	0	0	1	0	0	2	2.0
ALCORN STATE	12/08/10		24	1	5	.200	0	4	.000	0	0	.000	1	1	2	1.5	4	0	1	0	0	0	2	1.3
TCU	12/11/10		16	1	3	.333	0	1	.000	0	0	.000	0	1	1	1.2	2	0	1	0	0	1	2	2.0
EASTERN WASHINGTON	12/18/10		27	3	8	.375	1	3	.333	2	3	.667	1	2	3	1.4	1	0	1	2	0	0	9	2.7
GRAMBLING	12/21/10		22	7	10	.700	1	2	.500	0	0	.000	0	2	2	1.5	1	0	2	1	0	2	15	3.8
NORTH DAKOTA	01/03/11		18	4	8	.500	0	2	.000	0	0	.000	1	0	1	1.4	3	0	0	0	0	0	8	4.2
SAVANNAH STATE	01/05/11		18	3	7	.429	0	2	.000	0	0	.000	0	0	0	1.3	0	0	1	1	0	0	6	4.3
IOWA STATE	01/08/11		8	1	4	.250	1	3	.333	0	0	.000	0	2	2	1.4	0	0	0	0	0	1	3	4.2
at Missouri	01/12/11		8	1	5	.200	0	2	.000	0	0	.000	0	1	1	1.3	3	0	0	1	1	0	2	4.1
at Kansas	01/15/11		3	0	1	.000	0	0	.000	0	0	.000	0	0	0	1.3	0	0	1	0	0	0	0	3.8
COLORADO	01/18/11		5	0	1	.000	0	0	.000	0	0	.000	0	0	0	1.2	0	0	0	0	0	0	0	3.6
at Texas Tech	01/22/11		6	0	2	.000	0	1	.000	0	0	.000	0	0	0	1.1	1	0	0	0	0	1	0	3.4
TEXAS A&M	1/29/11	--- Did not play (coaches decision) ---																						
at Kansas State	2/02/11		10	1	4	.250	1	3	.333	2	2	1.000	0	1	1	1.1	2	0	0	0	0	0	5	3.5
<b>Totals</b>		<b>1</b>	<b>250</b>	<b>28</b>	<b>82</b>	<b>.341</b>	<b>6</b>	<b>38</b>	<b>.158</b>	<b>4</b>	<b>5</b>	<b>.800</b>	<b>3</b>	<b>18</b>	<b>21</b>	<b>1.1</b>	<b>19</b>	<b>0</b>	<b>8</b>	<b>10</b>	<b>4</b>	<b>7</b>	<b>66</b>	<b>3.5</b>



# #21 JORGE BRIAN DIAZ | 6-11 | 245 | So. | C | Caguas, Puerto Rico


## CAREER STATS

Year	GP	GS	Min	Avg	Total		Pct	3FG	3FGA	Pct	FT	FTA	Pct	Rebounds				PF	FO	Ast	TO	Blk	Stl	Pts	Avg
					FG	FGA								Off	Def	Tot	Avg								
2009-10	33	26	782	23.7	133	255	.522	0	0	.000	25	51	.490	57	76	133	4.0	67	0	33	50	41	16	291	8.8
2010	21	21	510	24.3	98	177	.554	0	0	.000	24	42	.571	25	69	94	4.5	41	0	21	29	22	7	220	10.5
<b>TOTAL</b>	<b>54</b>	<b>47</b>	<b>1292</b>	<b>23.9</b>	<b>231</b>	<b>432</b>	<b>.535</b>	<b>0</b>	<b>0</b>	<b>.000</b>	<b>49</b>	<b>93</b>	<b>.527</b>	<b>82</b>	<b>145</b>	<b>227</b>	<b>4.2</b>	<b>108</b>	<b>0</b>	<b>54</b>	<b>79</b>	<b>63</b>	<b>23</b>	<b>511</b>	<b>9.5</b>

## 2010-11 GAME-BY-GAME

Opponent	Date	GS	Min	TOTAL			3-PTS			FT	FTA	Pct	REBOUNDS				PF	FO	A	TO	Blk	Stl	Pts	Avg
				FG	FGA	Pct	3FG	FGA	Pct				Off	Def	Tot	Avg								
South Dakota	11/12/10	*	27	4	8	.500	0	0	.000	0	0	.000	2	2	4	4.0	2	0	2	0	0	0	8	8.0
ARKANSAS-PINE BLUFF	11/15/10	*	17	1	2	.500	0	0	.000	0	0	.000	0	3	3	3.5	3	0	1	2	0	0	2	5.0
vs Vanderbilt	11/18/10	*	28	3	7	.429	0	0	.000	2	4	.500	0	8	8	5.0	3	0	0	1	0	0	8	6.0
vs Davidson	11/19/10	*	28	5	9	.556	0	0	.000	3	5	.600	0	4	4	4.8	1	0	1	0	3	1	13	7.8
vs Hofstra	11/21/10	*	22	5	7	.714	0	0	.000	1	3	.333	1	0	1	4.0	0	0	0	1	0	1	11	8.4
USC	11/27/10	*	31	7	11	.636	0	0	.000	0	0	.000	1	2	3	3.8	2	0	1	0	2	2	14	9.3
JACKSON STATE	12/01/10	*	19	4	7	.571	0	0	.000	0	0	.000	2	1	3	3.7	3	0	1	0	0	0	8	9.1
CREIGHTON	12/05/10	*	23	4	6	.667	0	0	.000	1	2	.500	0	4	4	3.8	1	0	1	1	1	0	9	9.1
ALCORN STATE	12/08/10	*	19	6	9	.667	0	0	.000	3	4	.750	2	2	4	3.5	1	0	2	2	2	0	15	9.3
TCU	12/11/10	*	27	6	10	.600	0	0	.000	1	1	1.000	3	9	12	4.6	2	0	0	3	3	0	13	10.1
EASTERN WASHINGTON	12/18/10	*	23	6	9	.667	0	0	.000	2	2	1.000	1	4	5	4.6	0	0	0	0	2	0	14	10.5
GRAMBLING	12/21/10	*	16	7	10	.700	0	0	.000	0	0	.000	0	1	1	4.3	0	0	0	1	0	0	14	10.8
NORTH DAKOTA	01/03/11	*	20	5	6	.833	0	0	.000	0	0	.000	1	6	7	4.5	2	0	1	2	0	0	10	10.7
SAVANNAH STATE	01/05/11	*	24	6	10	.600	0	0	.000	1	2	.500	2	5	7	4.7	0	0	1	0	2	1	13	10.9
IOWA STATE	01/08/11	*	27	2	10	.200	0	0	.000	2	5	.400	2	2	4	4.7	2	0	3	4	3	0	6	10.5
at Missouri	01/12/11	*	30	3	8	.375	0	0	.000	2	3	.667	2	3	5	4.7	3	0	3	2	0	1	8	10.4
at Kansas	1/15/11	*	25	4	14	.286	0	0	.000	0	0	.000	4	4	8	4.9	4	0	0	2	0	1	8	10.2
COLORADO	01/18/11	*	27	7	8	.875	0	0	.000	0	0	.000	0	2	2	4.7	1	0	1	1	2	0	14	10.4
at Texas Tech	01/22/11	*	17	3	5	.600	0	0	.000	0	0	.000	0	1	1	4.5	4	0	1	2	0	0	6	10.2
TEXAS A&M	01/29/11	*	32	7	15	.467	0	0	.000	2	4	.500	2	3	5	4.6	4	0	1	2	2	0	16	10.5
at Kansas State	2/02/11	*	28	3	6	.500	0	0	.000	4	7	.571	0	3	3	4.5	3	0	1	3	0	0	10	10.5
<b>Totals</b>		<b>21</b>	<b>510</b>	<b>98</b>	<b>177</b>	<b>.554</b>	<b>0</b>	<b>0</b>	<b>.000</b>	<b>24</b>	<b>42</b>	<b>.571</b>	<b>25</b>	<b>69</b>	<b>94</b>	<b>4.5</b>	<b>41</b>	<b>0</b>	<b>21</b>	<b>29</b>	<b>22</b>	<b>7</b>	<b>220</b>	<b>10.5</b>





#25 CALEB WALKER | 6-4 | 205 | Jr. | G | Hutchinson, Kan.

## CAREER STATS

Year	GP	GS	Min	Avg	Total			3FG	3FGA	Pct	FT	FTA	Pct	Rebounds				PF	FO	Ast	TO	Blk	Stl	Pts	Avg
					FG	FGA	Pct							Off	Def	Tot	Avg								
2010	21	16	440	21.0	40	87	.460	12	39	.308	40	53	.755	28	73	101	4.8	22	0	18	25	4	14	132	6.3
<b>TOTAL</b>	<b>21</b>	<b>16</b>	<b>440</b>	<b>21.0</b>	<b>40</b>	<b>87</b>	<b>.460</b>	<b>12</b>	<b>39</b>	<b>.308</b>	<b>40</b>	<b>53</b>	<b>.755</b>	<b>28</b>	<b>73</b>	<b>101</b>	<b>4.8</b>	<b>22</b>	<b>0</b>	<b>18</b>	<b>25</b>	<b>4</b>	<b>14</b>	<b>132</b>	<b>6.3</b>

## 2010-11 GAME-BY-GAME

Opponent	Date	GS	Min	TOTAL			3-PTS			FT	FTA	Pct	REBOUNDS				PF	FO	A	TO	Blk	Stl	Pts	Avg
				FG	FGA	Pct	3FG	FGA	Pct				Off	Def	Tot	Avg								
South Dakota	11/12/10	*	19	0	4	.000	0	1	.000	3	4	.750	0	1	1	1.0	0	0	1	2	0	0	3	3.0
ARKANSAS-PINE BLUFF	11/15/10		23	3	4	.750	1	2	.500	6	7	.857	0	7	7	4.0	2	0	3	3	0	0	13	8.0
vs Vanderbilt	11/18/10		23	0	6	.000	0	2	.000	2	2	1.000	3	0	3	3.7	2	0	0	2	0	0	2	6.0
vs Davidson	11/19/10		14	1	2	.500	0	0	.000	0	0	.000	0	1	1	3.0	1	0	1	3	0	0	2	5.0
vs Hofstra	11/21/10		14	1	2	.500	1	2	.500	4	4	1.000	1	6	7	3.8	1	0	0	0	0	0	7	5.4
USC	11/27/10	*	26	3	5	.600	2	3	.667	2	4	.500	1	4	5	4.0	0	0	0	1	0	1	10	6.2
JACKSON STATE	12/01/10	*	25	6	7	.857	1	2	.500	0	0	.000	0	5	5	4.1	2	0	5	0	0	0	13	7.1
CREIGHTON	12/05/10	*	20	2	4	.500	2	3	.667	0	0	.000	4	6	10	4.9	0	0	1	1	0	0	6	7.0
ALCORN STATE	12/08/10	*	24	0	4	.000	0	3	.000	2	3	.667	1	11	12	6.7	3	0	2	3	0	2	2	7.8
TCU	12/11/10	*	15	0	2	.000	0	1	.000	2	2	1.000	1	0	1	5.2	0	0	0	2	0	0	2	6.0
EASTERN WASHINGTON	12/18/10		14	2	3	.667	0	1	.000	6	8	.750	1	2	3	5.0	1	0	0	2	2	1	10	6.4
GRAMBLING	12/21/10	*	16	2	3	.667	0	1	.000	0	0	.000	1	4	5	5.0	1	0	0	0	0	1	4	6.2
NORTH DAKOTA	01/03/11	*	13	2	3	.667	0	0	.000	1	2	.500	2	2	4	4.9	0	0	0	0	0	0	5	6.1
SAVANNAH STATE	01/05/11	*	16	0	1	.000	0	1	.000	2	2	1.000	0	2	2	4.7	0	0	0	0	0	0	2	5.8
IOWA STATE	01/08/11	*	30	5	9	.556	2	4	.500	1	2	.500	3	5	8	4.9	1	0	0	1	2	1	13	6.3
at Missouri	01/12/11	*	21	4	7	.571	2	4	.500	2	2	1.000	1	2	3	4.8	0	0	0	0	0	0	12	6.6
at Kansas	1/15/11	*	33	1	6	.167	0	2	.000	0	1	.000	3	7	10	5.1	2	0	0	0	0	1	2	6.4
COLORADO	01/18/11	*	30	4	6	.667	0	2	.000	1	2	.500	3	3	6	5.2	3	0	2	2	0	3	9	6.5
at Texas Tech	01/22/11	*	13	0	3	.000	0	2	.000	1	2	.500	0	0	0	4.9	2	0	0	1	0	1	1	6.2
TEXAS A&M	01/29/11	*	31	3	5	.600	1	3	.333	2	2	1.000	2	3	5	4.9	1	0	3	0	0	3	9	6.4
at Kansas State	2/02/11	*	20	1	1	1.000	0	0	.000	3	4	.750	1	2	3	4.8	0	0	0	2	0	0	5	6.3
<b>Totals</b>		<b>16</b>	<b>440</b>	<b>40</b>	<b>87</b>	<b>.460</b>	<b>12</b>	<b>39</b>	<b>.308</b>	<b>40</b>	<b>53</b>	<b>.755</b>	<b>28</b>	<b>73</b>	<b>101</b>	<b>4.8</b>	<b>22</b>	<b>0</b>	<b>18</b>	<b>25</b>	<b>4</b>	<b>14</b>	<b>132</b>	<b>6.3</b>



#31 DRAKE BERANEK | 6-4 | 200 | Sr. | G | Ravenna, Neb.

## CAREER STATS

Year	GP	GS	Min	Avg	Total			3FG	3FGA	Pct	FT	FTA	Pct	Rebounds				PF	FO	Ast	TO	Blk	Stl	Pts	Avg
					FG	FGA	Pct							Off	Def	Tot	Avg								
2006-07*	26	26	750	28.8	109	209	.522	35	75	.467	35	43	.814	37	80	117	4.5	57	1	40	39	1	31	288	11.1
2007-08*	29	29	1093	37.7	209	439	.476	67	138	.486	110	139	.791	70	199	269	9.3	78	3	89	103	5	55	595	20.5
2008-09*	26	26	950	36.5	211	426	.495	52	120	.433	96	117	.821	48	131	179	6.9	64	1	83	69	2	38	570	21.9
2010	21	3	368	17.5	36	76	.474	12	33	.364	18	21	.857	6	50	56	2.7	33	0	21	26	2	12	102	4.9
<b>TOTAL</b>	<b>21</b>	<b>3</b>	<b>368</b>	<b>17.5</b>	<b>36</b>	<b>76</b>	<b>.474</b>	<b>12</b>	<b>33</b>	<b>.364</b>	<b>18</b>	<b>21</b>	<b>.857</b>	<b>6</b>	<b>50</b>	<b>56</b>	<b>2.7</b>	<b>33</b>	<b>0</b>	<b>21</b>	<b>26</b>	<b>2</b>	<b>12</b>	<b>102</b>	<b>4.9</b>
All*	102	84	3161	31.0	565	1150	.491	166	366	.454	259	320	.809	161	460	621	6.1	232	5	233	237	10	136	1555	15.2

\*at Nebraska-Kearney

## 2010-11 GAME-BY-GAME

Opponent	Date	GS	Min	TOTAL			3-PTS	3FG	FGA	Pct	FT	FTA	Pct	REBOUNDS				PF	FO	A	TO	Blk	Stl	Pts	Avg
				FG	FGA	Pct								Off	Def	Tot	Avg								
South Dakota	11/12/10		5	2	3	.667	1	2	.500	0	0	.000	0	2	2	2.0	1	0	2	2	0	0	5	5.0	
ARKANSAS-PINE BLUFF	11/15/10		11	1	3	.333	0	2	.000	0	0	.000	0	0	0	1.0	2	0	2	1	0	0	2	3.5	
vs Vanderbilt	11/18/10		14	2	3	.667	0	1	.000	0	0	.000	0	3	3	1.7	2	0	1	2	0	0	4	3.7	
vs Davidson	11/19/10		19	1	2	.500	0	1	.000	2	2	1.000	1	2	3	2.0	4	0	0	0	0	0	4	3.8	
vs Hofstra	11/21/10		14	3	4	.750	1	2	.500	0	0	.000	0	1	1	1.8	1	0	1	1	0	0	7	4.4	
USC	11/27/10		10	1	3	.333	1	2	.500	0	0	.000	0	1	1	1.7	0	0	0	0	0	1	3	4.2	
JACKSON STATE	12/01/10		19	4	5	.800	2	2	1.000	0	0	.000	1	1	2	1.7	1	0	2	1	0	2	10	5.0	
CREIGHTON	12/05/10		18	2	6	.333	0	2	.000	0	0	.000	0	1	1	1.6	1	0	0	1	0	1	4	4.9	
ALCORN STATE	12/08/10		14	1	5	.200	1	3	.333	2	2	1.000	2	4	6	2.0	1	0	2	4	0	0	5	4.8	
TCU	12/11/10		27	2	3	.667	1	1	1.000	3	4	.750	0	0	0	1.9	1	0	1	1	0	0	8	5.2	
EASTERN WASHINGTON	12/18/10	*	23	2	4	.500	1	1	1.000	0	0	.000	0	3	3	2.0	3	0	2	1	1	2	5	5.2	
GRAMBLING	12/21/10		17	2	4	.500	0	0	.000	2	2	1.000	0	4	4	2.2	2	0	1	2	0	1	6	5.3	
NORTH DAKOTA	01/03/11		20	0	1	.000	0	1	.000	0	0	.000	1	5	6	2.5	0	0	2	0	0	0	0	4.8	
SAVANNAH STATE	01/05/11		16	2	3	.667	1	1	1.000	1	2	.500	0	2	2	2.4	1	0	1	0	0	0	6	4.9	
IOWA STATE	01/08/11	*	32	4	10	.400	0	3	.000	1	1	1.000	0	7	7	2.7	3	0	0	0	0	1	9	5.2	
at Missouri	01-12-11	*	20	1	2	.500	1	2	.500	2	2	1.000	0	3	3	2.8	2	0	1	4	0	0	5	5.2	
at Kansas	1/15/11		11	2	3	.667	0	1	.000	0	0	.000	1	1	2	2.7	2	0	0	0	0	0	4	5.1	
COLORADO	01/18/11		22	2	4	.500	1	2	.500	5	6	.833	0	4	4	2.8	2	0	2	2	0	2	10	5.4	
at Texas Tech	01/22/11		20	0	3	.000	0	1	.000	0	0	.000	0	1	1	2.7	0	0	1	2	1	1	0	5.1	
TEXAS A&M	01/29/11		16	0	1	.000	0	1	.000	0	0	.000	0	0	0	2.6	2	0	0	1	0	1	0	4.9	
at Kansas State	2/02/11		20	2	4	.500	1	2	.500	0	0	.000	0	5	5	2.7	2	0	0	1	0	0	5	4.9	
Totals		3	368	36	76	.474	12	33	.364	18	21	.857	6	50	56	2.7	33	0	21	26	2	12	102	4.4	

## CAREER STATS

Year	GP	GS	Min	Avg	Total					Rebounds										PF	FO	Ast	TO	Blk	Stl	Pts	Avg
					FG	FGA	Pct	3FG	3FGA	Pct	FT	FTA	Pct	Off	Def	Tot	Avg										
2010-11	20	2	317	15.9	53	83	.639	0	0	.000	17	28	.607	23	45	68	3.4	39	0	18	35	27	6	123	6.2		
TOTAL	20	2	317	15.9	53	83	.639	0	0	.000	17	28	.607	23	45	68	3.4	39	0	18	35	27	6	123	6.2		

Opponent	Date	GS	Min	TOTAL			3-PTS			REBOUNDS				PF		FO		A		TO		Blk	Stl	Pts	Avg
				FG	FGA	Pct	3FG	FGA	Pct	FT	FTA	Pct	Off	Def	Tot	Avg									
South Dakota	11/12/10		19	9	12	.750	0	0	.000	2	2	1.000	3	4	7	7.0	0	0	0	0	1	1	20	20.0	
ARKANSAS-PINE BLUFF	11/15/10	*	19	1	2	.500	0	0	.000	3	4	.750	1	2	3	5.0	2	0	4	1	3	0	5	12.5	
vs Vanderbilt	11/18/10	*	18	2	4	.500	0	0	.000	0	0	.000	1	3	4	4.7	3	0	2	3	2	0	4	9.7	
vs Davidson	11/19/10		12	0	2	.000	0	0	.000	0	1	.000	0	3	3	4.3	1	0	0	1	2	0	0	7.3	
vs Hofstra	11/21/10		17	2	2	1.000	0	0	.000	1	2	.500	1	5	6	4.6	2	0	0	1	1	0	5	6.8	
USC	11/27/10		13	2	3	.667	0	0	.000	0	0	.000	1	1	2	4.2	1	0	1	2	0	0	4	6.3	
JACKSON STATE	12/01/10		16	1	1	1.000	0	0	.000	0	0	.000	0	0	0	3.6	2	0	1	3	1	0	2	5.7	
CREIGHTON	12/05/10		12	1	2	.500	0	0	.000	0	0	.000	0	0	0	3.1	3	0	0	0	0	0	2	5.3	
ALCORN STATE	12/08/10		22	4	6	.667	0	0	.000	3	6	.500	2	4	6	3.0	2	0	0	2	1	2	11	7.3	
TCU	12/11/10		11	2	3	.667	0	0	.000	0	0	.000	0	2	2	3.3	3	0	1	4	0	0	4	5.7	
EASTERN WASHINGTON	12/18/10		18	3	4	.750	0	0	.000	0	1	.000	2	2	4	3.4	3	0	1	1	2	2	6	5.7	
GRAMBLING	12/21/10		19	3	5	.600	0	0	.000	3	3	1.000	1	6	7	3.7	2	0	1	3	3	0	9	6.0	
NORTH DAKOTA	01/03/11		18	3	4	.750	0	0	.000	4	5	.800	1	3	4	3.7	2	0	1	2	4	1	10	6.3	
SAVANNAH STATE	01/05/11		17	4	4	1.000	0	0	.000	0	0	.000	0	2	2	3.6	2	0	1	1	5	0	8	6.4	
IOWA STATE	01/08/11		12	2	3	.667	0	0	.000	0	0	.000	2	1	3	3.5	3	0	0	0	0	0	4	6.3	
at Missouri	01/12/11		11	2	5	.400	0	0	.000	0	0	.000	2	2	4	3.6	3	0	0	3	0	0	4	6.1	
at Kansas	1/15/11		21	5	7	.714	0	0	.000	0	0	.000	4	3	7	3.8	2	0	3	2	2	0	10	6.4	
COLORADO	01/18/11		12	3	5	.600	0	0	.000	0	0	.000	1	1	2	3.7	0	0	0	3	0	0	6	6.3	
at Texas Tech	01/22/11		21	3	6	.500	0	0	.000	1	4	.250	0	1	1	3.5	3	0	2	2	0	0	7	6.4	
TEXAS A&M	01/29/11		9	1	3	.333	0	0	.000	0	0	.000	1	0	1	3.4	0	0	0	1	0	0	2	6.2	
at Kansas State	2/2/11		--- Did not play [ankle] ---																						
Totals			2	317	53	83	.639	0	0	.000	17	28	.607	23	45	68	3.4	39	0	18	35	27	6</		



## CAREER STATS

Year	GP	GS	Min	Avg	Total				3FG	3FGA	Pct	FT	FTA	Pct	Rebounds				PF	FO	Ast	TO	Blk	Stl	Pts	Avg
					FG	FGA									Off	Def	Tot	Avg								
2009-10	8	0	27	3.4	1	2	.500	0	0	.000	5	6	.833	3	1	4	0.5	1	0	0	2	0	1	7	0.9	
2010-11	7	0	18	2.6	4	4	1.000	0	0	.000	5	1	0	5	1	6	0.9	3	0	0	2	0	0	8	1.1	
TOTAL	15	0	45	3.0	5	6	.833	0	0	.000	5	10	.500	8	2	10	0.7	4	0	0	4	0	1	15	1.0	

Opponent	Date	GS	Min	TOTAL FG FGA Pct	3-PTS 3FG FGA Pct	FT FTA Pct	REBOUNDS Off Def Tot Avg	PF FO	A TO	Blk	Stl	Pts	Avg
South Dakota	11/12/10		---	Did not play (coaches decision) ---									
ARKANSAS-PINE BLUFF	11/15/10	4		0 0 .000	0 0 .000	0 0 .000	0 0 0 0.0	0 0	0 0	0 0	0 0	0	0.0
Vanderbilt	11/18/10		---	Did not play (coaches decision) ---									
Davidson	11/19/10		---	Did not play (coaches decision) ---									
vs Hofstra	11/21/10	0		0 0 .000	0 0 .000	0 0 .000	0 0 0 0.0	0 0	0 0	0 0	0 0	0	0.0
USC	11/27/10		---	Did not play (coaches decision) ---									
JACKSON STATE	12/1/10		---	Did not play (coaches decision) ---									
CREIGHTON	12/5/10		---	Did not play (coaches decision) ---									
ALCORN STATE	12/08/10	2		0 0 .000	0 0 .000	0 2 .000	0 0 0 0.0	0 0	0 1	0 0	0 0	0	0.0
TCU	12/11/10		---	Did not play (coaches decision) ---									
EASTERN WASHINGTON	12/18/10	3		1 1 1.000	0 0 .000	0 0 .000	0 1 1 0.3	1 0	0 0	0 0	0 0	2	0.5
GRAMBLING	12/21/10	4		1 1 1.000	0 0 .000	0 2 .000	3 0 3 0.8	1 0	0 1	0 0	0 0	2	0.8
NORTH DAKOTA	01/03/11	2		1 1 1.000	0 0 .000	0 0 .000	0 0 0 0.7	1 0	0 0	0 0	0 0	2	1.0
SAVANNAH STATE	01/05/11	3		1 1 1.000	0 0 .000	0 0 .000	2 0 2 0.9	0 0	0 0	0 0	0 0	2	1.1
IOWA STATE	01/08/11		---	Did not play (coaches decision) ---									
at Missouri	01/12/11		---	Did not play (coaches decision) ---									
at Kansas	1/15/11		---	Did not play (coaches decision) ---									
COLORADO	1/18/11		---	Did not play (coaches decision) ---									
at Texas Tech	1/22/11		---	Did not play (coaches decision) ---									
TEXAS A&M	1/29/11		---	Did not play (coaches decision) ---									
at Kansas State	2/2/11		---	Did not play (coaches decision) ---									
Totals		0	18	4 4 1.000	0 0 .000	0 4 .000	5 1 6 0.9	3 0	0 2	0 0	0 0	8	1.1



#34 LANCE JETER | 6-3 | 222 | Sr. | G | Beaver Falls, Pa.

## CAREER STATS

Year	GP	GS	Min	Avg	Total			3FG	3FGA	Pct	FT	FTA	Pct	Rebounds				PF	FO	Ast	TO	Blk	Stl	Pts	Avg
					FG	FGA	Pct							Off	Def	Tot	Avg								
2009-10	33	33	1024	31.0	91	221	.412	25	63	.397	42	61	.689	24	100	124	3.8	98	2	134	69	4	29	249	7.5
2010	21	21	606	28.9	82	169	.485	18	57	.316	46	67	.687	11	73	84	4.0	41	3	91	36	2	41	228	10.9
<b>TOTAL</b>	<b>54</b>	<b>54</b>	<b>1630</b>	<b>30.2</b>	<b>173</b>	<b>390</b>	<b>.444</b>	<b>43</b>	<b>120</b>	<b>.358</b>	<b>88</b>	<b>128</b>	<b>.688</b>	<b>35</b>	<b>173</b>	<b>208</b>	<b>3.9</b>	<b>139</b>	<b>5</b>	<b>225</b>	<b>105</b>	<b>6</b>	<b>70</b>	<b>477</b>	<b>8.8</b>

## 2010-11 GAME-BY-GAME

Opponent	Date	GS	Min	TOTAL			3-PTS			FT	FTA	Pct	REBOUNDS				PF	FO	A	TO	Blk	Stl	Pts	Avg
				FG	FGA	Pct	3FG	FGA	Pct				Off	Def	Tot	Avg								
SOUTH DAKOTA	11/12/10	*	28	1	4	.250	0	1	.000	6	6	1.000	1	5	6	6.0	2	0	4	2	0	2	8	8.0
ARKANSAS-PINE BLUFF	11/15/10	*	20	4	7	.571	2	4	.500	1	2	.500	0	2	2	4.0	3	0	2	2	0	0	11	9.5
vs Vanderbilt	11/18/10	*	32	3	9	.333	0	2	.000	2	6	.333	1	3	4	4.0	3	0	2	2	1	0	8	9.0
vs Davidson	11/19/10	*	24	7	8	.875	2	3	.667	2	3	.667	0	1	1	3.3	5	1	5	2	0	4	18	11.3
vs Hofstra	11/21/10	*	23	2	4	.500	1	1	1.000	1	2	.500	1	2	3	3.2	5	1	6	5	0	2	6	10.2
USC	11/27/10	*	34	5	9	.556	1	3	.333	2	3	.667	1	7	8	4.0	0	0	5	0	0	1	13	10.7
JACKSON STATE	12/01/10	*	28	2	6	.333	1	3	.333	1	2	.500	0	3	3	3.9	1	0	5	1	0	2	6	10.0
CREIGHTON	12/05/10	*	30	4	13	.308	2	5	.400	2	2	1.000	1	5	6	4.1	0	0	6	0	0	0	12	10.3
ALCORN STATE	12/08/10	*	26	5	9	.556	0	2	.000	6	6	1.000	1	3	4	4.1	1	0	6	2	0	7	16	10.9
TCU	12/11/10	*	31	6	9	.667	3	4	.750	0	0	.000	0	4	4	4.1	2	0	2	1	0	1	15	11.3
EASTERN WASHINGTON	12/18/10	*	28	5	7	.714	1	3	.333	0	0	.000	0	4	4	4.1	0	0	1	3	0	1	11	11.3
GRAMBLING	12/21/10	*	22	2	5	.400	0	2	.000	0	0	.000	0	2	2	3.9	1	0	5	0	0	2	4	10.7
NORTH DAKOTA	01/03/11	*	20	2	7	.286	1	3	.333	1	1	1.000	0	0	0	3.6	0	0	4	1	0	2	6	10.3
SAVANNAH STATE	01/05/11	*	24	2	3	.667	0	1	.000	3	6	.500	0	4	4	3.6	1	0	2	2	1	3	7	10.1
IOWA STATE	01/08/11	*	36	2	7	.286	1	3	.333	5	8	.625	2	4	6	3.8	2	0	7	1	0	5	10	10.1
at Missouri	01/12/11	*	31	4	9	.444	0	2	.000	1	3	.333	0	4	4	3.8	5	1	5	1	0	1	9	10.0
at Kansas	1/15/11	*	34	5	10	.500	0	2	.000	3	3	1.000	0	4	4	3.8	0	0	6	3	0	2	13	10.2
COLORADO	01/18/11	*	33	3	10	.300	0	4	.000	4	5	.800	1	5	6	3.9	2	0	9	2	0	2	10	10.2
at Texas Tech	01/22/11	*	36	7	10	.700	2	2	1.000	3	4	.750	1	4	5	4.0	3	0	1	2	0	1	19	10.6
TEXAS A&M	01/29/11	*	31	4	10	.400	0	4	.000	2	4	.500	0	6	6	4.1	3	0	4	1	0	0	10	10.6
at Kansas State	2/02/11	*	35	7	13	.538	1	3	.333	1	1	1.000	1	1	2	4.0	2	0	4	3	0	3	16	10.9
<b>Totals</b>		<b>21</b>	<b>606</b>	<b>82</b>	<b>169</b>	<b>.485</b>	<b>18</b>	<b>57</b>	<b>.316</b>	<b>46</b>	<b>67</b>	<b>.687</b>	<b>11</b>	<b>73</b>	<b>84</b>	<b>4.0</b>	<b>41</b>	<b>3</b>	<b>91</b>	<b>36</b>	<b>2</b>	<b>41</b>	<b>228</b>	<b>10.9</b>

## NEBRASKA GAME-BY-GAME BOX

**GAME 1 NEBRASKA 76, SOUTH DAKOTA 68**

11/12/09 7:07 p.m. at Lincoln, Neb. (Devaney Center)  
VISITORS: South Dakota (0-1)

TV: Fox Sports Midwest

VISIONS: South Dakota (0-1)																		
#	Player		tot-fg	fg	3-pt	ft	flta	of	de	tot	pf	tp	a	to	blk	s	min	
32	Andreotti, Ricardo	f	3	5	0	1	1	2	1	2	3	4	7	0	2	1	16	
01	Westbrook, Charlie	g	10	17	2	4	2	3	1	4	5	4	24	0	2	1	29	
04	Krogman, Louie	g	0	6	0	5	0	0	0	3	3	1	0	0	1	0	22	
05	Cutler, Kendall	g	3	7	0	1	4	4	0	2	2	2	2	0	3	0	17	
22	Thomas, Jake	g	1	11	1	9	2	2	0	3	3	2	5	3	3	0	35	
00	Bowie, Mitchell		0	1	0	0	0	0	1	0	1	0	0	1	1	0	9	
02	Tecker, Steve		2	5	1	4	1	2	1	2	3	0	6	1	0	0	18	
14	Boots, Jordan		3	7	3	6	2	3	1	1	2	1	11	2	0	0	21	
24	Krutwig, Conrad		0	0	0	0	0	0	0	0	0	0	0	0	1	0	1	
50	Gruis, Trevor		2	3	0	0	1	2	2	4	6	4	5	0	1	0	20	
	TEAM								1	2	3							
	Totals.....		24	62	7	30	13	18	8	23	31	18	68	10	13	2	11	200

TOTAL FG%	1st Half: 11-31 35.5%	2nd Half: 13-31 41.9%	Game: 38.7%
3-Pt. FG%	1st Half: 2-14 14.3%	2nd Half: 5-16 31.3%	Game: 23.3%
F Throw %	1st Half: 7-10 70.0%	2nd Half: 6-8 75.0%	Game: 72.2%

DEADBALL  
REBOUNDS  
3

HOME TEAM: Nebraska (1-0)

HOME TEAM: Nebraska (2-0)		tot-fg		3-pt		rebounds				pf		tp		a		to		blk		s		min	
#	Player	f	fg	f	fg	ft	fr	of	de	tot	p	f	t	a	to	blk	s						
13	Ubel, Brandon	f	4	9	0	0	2	3	0	4	4	2	10	0	2	0	0	0	0	0	19		
21	Diaz, Jorge Brian	c	4	8	0	0	0	0	2	2	4	2	8	2	0	0	0	0	0	0	27		
15	Gallejos, Ray	g	0	3	0	1	0	0	0	3	3	0	0	0	0	0	0	0	0	8			
25	Walker, Caleb	g	0	4	0	1	3	4	0	1	1	0	3	1	2	0	0	0	0	19			
34	Jeter, Lance	g	1	4	0	1	6	6	1	5	6	2	8	4	2	0	2	2	28				
00	McCray, Toney		2	4	1	2	2	2	5	7	1	7	2	3	2	0	0	0	0	20			
01	Jones, Eshaunte		1	3	1	3	0	0	0	0	0	0	3	3	2	1	1	0	0	13			
03	Richardson, Brandon		0	4	0	3	2	2	0	1	1	1	2	2	1	1	2	23					
11	Standhardinger, Chr.		4	8	0	1	2	2	3	0	3	2	10	1	1	0	0	0	15				
23	Brown, Kamyron		0	0	0	0	0	0	0	2	2	1	0	1	0	0	0	0	4				
31	Beraneck, Drake		2	3	1	2	0	0	0	2	2	1	5	2	2	0	0	0	5				
32	Almeida, Andre		9	12	0	0	2	2	3	4	7	0	20	0	0	1	1	19					
	TEAM								1	3	4												
	Totals.....		27	62	3	14	19	21	12	32	44	12	76	17	14	3	5	200					

TOTAL FG%	1st Half: 15-29 51.7%	2nd Half: 12-33 36.4%	Game: 43.5%
3-Pt. FG%	1st Half: 3-8 37.5%	2nd Half: 0-6 0.0%	Game: 21.4%
F Throw %	1st Half: 3-3 100%	2nd Half: 16-18 88.9%	Game: 90.5%

DEADBALL  
REBOUNDS  
2

Officials: Terry Davis, K.C. Ely, Trent Lovewell. Technical fouls: USD-None. NU-None.  
Attendance: 8,528 Actual attendance: 5,162

Score by Periods	1st	2nd	Total
South Dakota	31	37	68
Nebraska	31	45	76

**GAME 2** NEBRASKA 83, ARKANSAS-PINE BLUFF 40

11/15/10 7:06 p.m. at Devaney Center (Lincoln, Neb.)  
VISITORS: Arkansas-Pine Bluff (0-2)

TV: None

#	Player	f	tot-fg		3-pt		rebounds					pf	tp	a	to	blk	s	min
			fg	fga	fg	fga	ft	fta	of	de	tot							
24	Moore,Dominic	f	0	3	0	1	2	2	3	5	2	2	0	3	0	0	0	31
44	Boutchou,Daniel	f	1	5	0	0	7	9	0	5	5	5	9	0	4	0	0	10
10	O'רותon,Antonio	g	0	3	0	1	0	0	0	0	0	2	0	1	0	0	1	20
15	Smith,Allen	g	3	7	3	7	0	0	2	2	3	9	1	2	0	0	0	36
23	Townsend,Savalace	g	3	9	1	4	3	4	1	2	3	0	10	3	1	0	2	38
12	Ross,Keith	1	3	1	3	0	1	0	0	0	1	3	0	0	0	0	1	9
25	Mosley,Marcel	1	4	0	2	2	3	0	1	1	2	4	1	2	0	0	2	24
30	Montgomery,Gavin	1	6	0	1	1	9	1	3	4	3	3	0	1	0	2	28	
42	Jones,Anthony	0	0	0	0	0	0	0	0	0	1	0	0	0	0	0	0	2
	TEAM								2	1	3							
	Totals.....		10	40	5	19	15	28	6	17	23	19	40	6	13	0	8	200

TOTAL FG%	1st Half: 3-16 18.8%	2nd Half: 7-24 29.2%	Game: 25.0%
3-Pt. FG%	1st Half: 0-5 0.0%	2nd Half: 5-14 35.7%	Game: 26.3%
F Throw %	1st Half: 9-16 56.3%	2nd Half: 6-12 50.0%	Game: 53.6%

DEADBALL  
REBOUNDS  
6

HOME TEAM: Nebraska (2-0)

#	Player		tot-fg		3-pt		rebounds					pf	tp	a	to	blk	s	min
			fg	fga	fg	fga	ft	fta	of	de	tot							
21	Diaz, Jorge Brian	f	1	2	0	0	0	0	3	3	3	2	1	2	0	0	19	
34	Jeter, Lance	f	4	7	2	4	1	2	0	2	2	3	11	2	2	0	20	
32	Almeida, Andre	c	1	2	0	0	3	4	1	2	3	2	5	4	1	3	0	19
00	McCray, Toney	g	4	6	2	3	0	2	0	3	3	1	10	2	3	0	0	19
03	Richardson, Brandon	g	1	2	1	2	2	2	0	4	4	1	5	2	1	0	2	24
11	Standhardsinger, Chr.		8	10	0	2	4	6	4	7	11	3	20	1	0	0	0	20
12	Karn, Matt		1	1	1	1	0	0	0	0	0	0	3	0	0	0	3	
13	Ubel, Brandon		3	3	0	0	2	4	0	3	3	3	8	1	0	0	0	19
15	Gallages, Ray		2	6	0	4	0	0	0	0	0	4	1	1	0	0	0	21
25	Walker, Caleb		3	4	1	2	6	7	0	7	7	2	13	3	3	0	0	23
31	Beranek, Drake		1	3	0	2	0	0	0	0	0	2	2	2	1	0	0	11
33	Fox, Mike		0	0	0	0	0	0	0	0	0	0	0	0	0	0	0	4
TEAM																		
Totals.....			29	46	7	20	18	27	5	31	36	20	83	19	14	3	2	200

TOTAL FG%	1st Half: 10-19 52.6%	2nd Half: 19-27 70.4%	Game: 63.0%
3-Pt. FG%	1st Half: 3-9 33.3%	2nd Half: 4-11 36.4%	Game: 35.0%
F Throw %	1st Half: 5-10 50.0%	2nd Half: 13-17 76.5%	Game: 66.7%

DEADBALL  
REBOUNDS  
4

Officials: Don Daily, Paul Janssen, Toby Martinez, Technical fouls: UAPB-None. NU-None.  
Attendance: 7,716 Actual attendance: 5,172

Score by Periods	1st	2nd	Total
Arkansas-Pine Bluff	15	25	40
Nebraska	28	55	83

**GAME 3 VANDERBILT 59, NEBRASKA 49**

11/18/10 1:30 PM EST at Coliseo de Puerto Rico (San Juan, PR)  
VISITORS: Vanderbilt (2-1)

TV: ESPNU

VISITORS: Vanderbilt (2-1)		tot-fg		3-pt		rebounds					pf		tp		a		blk		s		min	
#	Player	f	fg	f	fga	ft	fta	o	de	tot	pf	tp	a	to	blk	s	min					
21	Diaz, Jorge Brian	f	3	7	0	2	4	0	8	8	3	8	0	1	0	0	28					
32	Almeida, Andre	c	2	4	0	0	0	1	3	4	3	4	2	3	0	0	18					
00	McCray, Toney	g	3	8	0	2	0	2	2	2	3	6	0	0	0	2	27					
03	Richardson, Brandon	g	0	3	0	2	0	0	3	3	2	0	3	4	0	1	22					
34	Jeter, Lance	g	3	9	0	2	2	6	1	3	4	3	8	2	2	1	0	32				
01	Jones, Eshaunte		0	0	0	0	0	0	0	0	0	0	0	0	0	0	0+					
11	Standhardinger, Chr.		2	7	0	0	3	5	2	3	5	3	7	0	0	0	17					
13	Ubel, Brandon		3	4	0	1	4	4	1	1	2	2	10	0	1	0	1	16				
15	Gallegos, Ray		0	0	0	0	0	0	0	0	0	0	0	0	0	0	13					
25	Walker, Caleb		0	6	0	2	2	2	3	0	3	2	2	0	2	0	0	23				
31	Beranek, Drake		2	3	0	1	0	0	0	3	3	2	4	1	2	0	0	14				
	TEAM								3	3												
	Totals.....		18	51	0	10	13	23	11	26	37	23	49	8	15	3	4	200				

TOTAL FG%	1st Half: 12-30 40.0%	2nd Half: 6-21 28.6%	Game: 35.3%
3-Pt. FG%	1st Half: 0-5 0.0%	2nd Half: 0-5 0.0%	Game: 0.0%
F Throw %	1st Half: 4-6 66.7%	2nd Half: 9-17 52.9%	Game: 56.5%

DEADBALL  
REBOUND  
3

HOME TEAM: Vanderbilt(2-0)

HOME TEAM: Valdorf(12-0)		tot-fg		3-pt		rebounds				pf		tp		a		blk		s		min	
##	Player	f	fg	f	fg	ft	ft	of	de	tot											
44	Taylor, Jeffery	f	3	7	2	2	6	12	0	4	4	2	14	3	1	1	1	1	34		
54	Walker, Andre	f	2	5	0	0	0	0	0	3	3	5	4	2	1	0	0	27			
03	Ezeli, Festus	c	0	4	0	0	2	2	3	2	5	4	2	0	2	0	0	13			
23	Tinsley, Brad	g	2	7	1	4	2	2	1	5	6	0	7	5	2	1	2	35			
01	Jenkins, John	g	8	13	1	5	5	6	0	2	2	0	22	1	1	1	1	35			
05	Goulbourne, Lance	1	2	0	1	3	4	0	1	1	2	5	0	1	0	1	1	14			
11	Fuller, Kyle	0	2	0	1	0	0	0	1	1	1	0	0	1	0	1	0	10			
33	Tchiengang, Steve	2	4	1	2	0	0	0	8	8	4	5	1	2	4	1	25				
45	Odom, Rod	0	2	0	2	0	0	0	3	3	3	0	0	0	0	0	7				
	TEAM							1	1												
	Totals.....		18	46	5	17	18	26	5	29	34	21	59	10	12	8	6	200			

TOTAL FG%	1st Half: 9-24 37.5%	2nd Half: 9-22 40.9%	Game: 39.1%
3-Pt. FG%	1st Half: 3-9 33.3%	2nd Half: 2-8 25.0%	Game: 29.4%
F Throw %	1st Half: 5-10 50.0%	2nd Half: 13-16 81.3%	Game: 69.2%

DEADBALL  
REBOUND  
5

Officials: Randy Heimerman, Bert Smith, Steve Skiles  
Technical fouls: Nebraska-None. Vanderbilt-None  
Attendance: 4,018

Score by Periods	1st	2nd	Total
Nebraska	28	21	49
Vanderbilt	26	33	59

**GAME 4     DAVIDSON 70. NEBRASKA 67**

11/19/10 3:00 PM EST at Coliseo de Puerto Rico (San Juan, PR)  
VISITORS: Davidson (1-2)

TV: None (ESPN3.com)

#		tot-fg		3-pt		rebounds					pf	tp	a	to	blk	s	min
Player		fg	fga	fg	fga	ft	fta	of	de	tot							
21	Diaz, Jorge Brian	f	3	7	0	0	2	4	0	8	8	3	8	0	1	0	28
32	Almeida, Andre	c	2	4	0	0	0	1	3	4	3	4	2	3	0	0	18
00	McCray, Toney	g	3	8	0	2	0	2	2	3	4	3	6	0	0	2	27
34	Richardson, Brandon	g	0	3	0	2	0	0	0	3	3	2	0	3	4	0	1
03	Jeter, Lance	g	3	9	0	2	2	6	1	3	4	3	8	2	2	1	0
01	Jones, Eshaunte	g	0	0	0	0	0	0	0	0	0	0	0	0	0	0	0+
11	Standhardinger, Chr.	g	2	7	0	0	3	5	2	3	5	3	7	0	0	0	17
13	Ubel, Brandon	g	3	4	0	1	4	4	1	1	2	2	10	0	1	0	1
15	Gallegos, Ray	g	0	0	0	0	0	0	0	0	0	0	0	0	0	0	3
25	Walker, Caleb	g	0	6	0	2	2	2	3	0	3	2	2	0	2	0	0
31	Beranek, Drake	g	2	3	0	1	0	0	0	3	3	2	4	1	2	0	0
TEAM									3	3							
Totals.....			18	51	0	10	13	23	11	26	37	23	49	8	15	3	4

TOTAL FG%	1st Half: 10-26 38.5%	2nd Half: 13-27 48.1%	Game: 43.4%
3-Pt. FG%	1st Half: 4-14 28.6%	2nd Half: 7-14 50.0%	Game: 39.3%
F Throw %	1st Half: 4-5 80.0%	2nd Half: 9-15 60.0%	Game: 65.0%

DEADBALL  
REBOUND  
3

HOME TEAM: Nebraska (2-2)

#	Player		tot-fg		3-pt		rebounds																
			fg	fga	fg	fga	ft	fta	of	de	tot	pf	tp	a	to	blk	s	min					
13	Ubel, Brandon	f	1	3	0	0	5	6	2	7	9	3	7	1	2	1	2	27					
21	Diaz, Jorge Brian	f	5	9	0	0	3	5	0	4	4	1	13	1	0	3	1	28					
00	McCray, Toney	g	2	6	0	2	1	2	0	4	4	2	5	2	3	0	1	25					
03	Richardson, Brandon	g	2	4	0	1	0	0	0	4	4	2	4	0	2	0	1	23					
34	Jerter, Lance	g	7	8	2	3	2	3	0	1	1	5	18	5	2	0	4	24					
01	Jones, Eshaunte		0	5	0	3	0	0	0	0	0	2	0	0	0	0	0	15					
11	Standhardinger, Chr.		2	6	0	1	10	12	3	2	5	1	14	0	2	0	1	13					
25	Walker, Caleb		1	2	0	0	0	0	0	1	1	1	2	1	3	0	0	14					
31	Beranek, Drake		1	2	0	1	2	2	1	2	3	4	4	0	0	0	0	19					
32	Almeida, Andre		0	2	0	0	0	1	0	3	3	1	0	0	1	2	0	12					
	TEAM								1	1						1							
	Totals.....		21	47	2	11	23	31	7	28	35	22	67	10	16	6	10	200					

TOTAL FG%	1st Half: 9-28 32.1%	2nd Half: 12-19 63.2%	Game: 44.7%
3-Pt. FG%	1st Half: 1-6 16.7%	2nd Half: 1-5 20.0%	Game: 18.2%
F Throw %	1st Half: 11-13 84.6%	2nd Half: 12-18 66.7%	Game: 74.2%

DEADBALL  
REBOUND  
2

Officials: Karl Hess, Raymond Styons, Anthony Jordan  
Technical fouls: Davidson-None. Nebraska-None.  
Attendance: 10,127

Score by Periods	1st	2nd	Total
Davidson	28	42	70
Nehraska	30	37	67



GAME 5 NEBRASKA 62, HOFSTRA 47

11/21/10 10:30 AM EST at Coliseo de Puerto Rico (San Juan, PR)										TV: ESPNU									
VISITORS: Nebraska (3-2)																			
##	Player	tot-fg		3-pt		rebounds		pf	tp	a	to	blk	s	min					
		fg	fga	fg	fga	ft	fta												
00	McCray, Toney	f	0	0	0	0	0	1	1	1	0	1	0	1	8				
13	Ubel, Brandon	f	1	3	0	0	0	1	2	3	1	2	0	1	0	21			
21	Diaz, Jorge Brian	f	5	7	0	0	1	3	0	11	0	1	0	1	22				
03	Richardson, Brandon	g	2	5	0	2	2	2	0	1	1	6	7	2	0	3	27		
34	Jeter, Lance	g	2	4	1	1	1	2	1	2	3	5	6	5	0	2	23		
01	Jones, Eshaunte	2	6	1	2	1	2	0	3	3	3	6	0	0	0	2	12		
11	Standhardinger, Chr.	2	4	0	0	0	0	1	3	4	2	4	0	2	1	0	20		
12	Karn, Matt	0	0	0	0	0	0	0	0	0	0	0	0	0	0	0	0+		
15	Gallegos, Ray	3	5	2	3	0	0	0	1	1	1	8	0	0	1	0	22		
25	Walker, Caleb	1	2	1	2	4	4	1	6	7	1	7	0	0	0	0	14		
31	BeraneK, Drake	3	4	1	2	0	0	0	0	1	1	1	7	1	1	0	0	14	
32	Almeida, Andre	2	2	0	0	1	2	1	5	6	2	5	0	1	1	0	17		
33	Fox, Mike	0	0	0	0	0	0	0	0	0	0	0	0	0	0	0	0+		
TEAM																			
Totals.....		23	42	6	12	10	15	8	26	34	18	62	15	14	4	8	201		
TOTAL FG%		1st Half: 13-24 54.2%		2nd Half: 10-18 55.6%		Game: 54.8%						DEADBALL							
3-Pt. FG%		1st Half: 4-10 40.0%		2nd Half: 2-2 100%		Game: 50.0%						REBOUNDS							
F Throw %		1st Half: 2-4 50.0%		2nd Half: 8-11 72.7%		Game: 66.7%						2							

HOME TEAM: Hofstra (1-3)																			
##	Player	f	tot-fg		3-pt		rebounds						pf	tp	a	to	blk	s	min
			fg	fga	fg	fga	ft	fta	of	de	tot								
05	Imes, David	f	3	10	2	4	0	0	3	0	3	3	8	0	0	1	1	36	
32	Washington, Greg	f	1	6	0	0	0	0	1	5	6	1	2	0	3	1	4	32	
11	McMillan, Dwan	g	2	4	1	2	0	1	0	2	2	3	5	2	2	0	0	24	
22	Jenkins, Charles	g	5	10	1	4	4	6	1	2	3	3	15	5	4	0	0	35	
23	Moore, Mike	g	3	14	1	5	5	5	2	2	4	3	12	1	1	1	1	32	
15	McLendon, Shemiye	1	5	1	3	0	0	1	0	1	1	1	3	0	0	0	0	24	
20	Jules, Yves	0	1	0	1	0	0	0	0	0	0	0	0	1	0	0	0	5	
24	Nwaukoni, Stephen	1	2	0	0	0	0	0	1	2	3	3	2	0	1	0	0	12	
TEAM									3		1								
Totals.....			16	52	6	19	9	12	12	14	26	17	47	9	11	3	6	200	
TOTAL FG%			1st Half: 8-24 33.3%		2nd Half: 8-28 28.6%		Game: 30.8%										DEADBALL		
3-Pt. FG%			1st Half: 2-7 28.6%		2nd Half: 4-12 33.3%		Game: 31.6%										REBOUNDS		
F Throw %			1st Half: 3-4 75.0%		2nd Half: 6-8 75.0%		Game: 75.0%										1		
Officials: Kelly Self, Terry Davis, Bert Smith																			
Attendance: 11,575																			
Score by Periods																			
Nebraska			32		30		62												
Hofstra			21		26		47												

GAME 6 NEBRASKA 60, USC 58

11/27/10 5:07 p.m. at Lincoln, Neb. (Devaney Center)													TV: Fox Sports Midwest					
VISITORS: USC (4-3)																		
##	Player		tot-fg		3-pt		rebounds					pf	tp	a	to	blk	s	min
			fg	fga	fg	fga	ft	fta	of	de	tot							
05	Vucevic, Nikola	f	2	15	1	6	0	0	2	7	9	1	5	0	3	3	0	40
01	Stephenson, Alex	g	7	10	0	0	0	0	4	5	9	1	14	0	3	1	1	39
10	Jones, Maurice	g	4	13	1	4	1	1	1	3	4	3	10	5	1	0	2	40
15	Jones, Bryce	g	3	8	0	3	0	0	1	1	2	4	6	1	4	0	1	24
43	Simmons, Marcus	g	1	1	0	0	0	0	0	1	1	3	2	1	2	0	2	17
14	Smith, Donte		5	9	3	5	1	1	1	3	4	3	14	0	0	0	1	29
20	Strangis, Eric		0	0	0	0	0	0	0	0	0	0	0	0	0	0	0	2
33	Jackson, Garrett		3	3	1	1	0	0	1	1	2	2	7	1	1	0	0	9
TEAM									1	1	1							
Totals.....			25	59	6	19	2	2	11	21	32	17	58	8	14	4	7	200
TOTAL FG%		1st Half: 17-30 56.7%	2nd Half: 8-29 27.6%		Game: 42.4%		DEADBALL											
3-Pt. FG%		1st Half: 5-10 50.0%	2nd Half: 1-9 11.1%		Game: 31.6%		REBOUNDS											
F Throw %		1st Half: 0-0 0.0%	2nd Half: 2-2 100%		Game: 100%		0											

HOME TEAM: Nebraska (4-2)																		
##	Player	tot-fg		3-pt		rebounds				pf	tp	a	to	blk	s	min		
		fg	fga	fg	fga	ft	fta	of	de								tot	
13	Ubel, Brandon	f	1	2	0	0	0	1	0	0	0	4	2	1	2	1	0	15
21	Diaz, Jorge Brian	f	7	11	0	0	0	0	1	2	3	2	14	1	0	2	2	31
34	Jeter, Lance	f	5	9	1	3	2	3	1	7	8	0	13	5	0	0	1	34
03	Richardson, Brandon	g	1	2	0	1	1	2	0	1	1	1	3	0	1	0	0	18
25	Walker, Caleb	g	3	5	2	3	2	4	1	4	5	0	10	0	1	0	1	26
00	McCray, Toney	1	2	0	0	1	1	0	0	0	0	1	3	0	1	0	0	6
01	Jones, Eshaunte	2	3	2	3	0	0	0	1	1	1	6	2	2	0	0	0	13
11	Standhardinger, Chr.	1	6	0	1	0	0	2	3	5	2	2	2	1	0	0	0	21
15	Gallegos, Ray	0	2	0	2	0	0	0	0	0	0	0	0	3	2	2	2	13
31	BeraneK, Drake	1	3	1	2	0	0	0	1	1	0	3	0	0	0	1	0	10
32	Almeida, Andre	2	3	0	0	0	0	1	1	2	1	4	1	2	0	0	0	13
TEAM																		
Totals.....		24	48	6	15	6	11	7	23	30	12	60	12	13	5	7	200	
TOTAL FG%																		
1st Half: 10-24 41.7%																		
2nd Half: 14-24 58.3%																		
Game: 50.0%																		
DEADBALL																		
3-Pt. FG%																		
1st Half: 4-9 44.4%																		
2nd Half: 2-6 33.3%																		
Game: 40.0%																		
REBOUNDS																		
F Throw %																		
1																		

GAME 9 NEBRASKA 78, JACKSON STATE 57

12/08/10 7:06 p.m. at Devaney Center (Lincoln, Neb.)  
VISITORS: Alcorn State (0-8)

TV: None

##	Player	tot-fg		3-pt		rebounds				pf	tp	a	to	blk	s	min			
		fg	fga	fg	fga	ft	fta	of	de								tot		
00	MCDONALD, Kendrick	*	1	9	0	2	2	2	0	2	2	1	4	3	4	0	1	28	
05	BAKER,Marquiz	*	10	27	5	12	7	8	2	6	8	2	32	1	4	0	5	40	
15	DAVENPORT, Chris	*	1	4	0	0	0	0	1	1	2	3	2	0	2	1	2	16	
24	FRANCIS,Jan	*	2	6	0	0	2	2	1	3	4	3	6	1	2	1	2	31	
32	STARKS,Michael	*	3	4	0	0	0	0	1	1	2	1	6	0	0	0	0	21	
03	SAVANNAH,Alex		1	4	0	1	0	0	0	3	3	1	2	2	0	0	0	11	
11	INGRAM,Shaunvanta		0	3	0	1	0	0	0	1	1	1	0	0	1	0	1	9	
13	SANDERS, Korey		0	2	0	1	1	2	1	4	5	4	1	0	1	0	0	15	
23	BROWNLEE, Willis		1	4	0	2	2	4	0	2	2	2	4	1	2	0	1	16	
33	MARTIN,Michael		0	1	0	0	0	0	0	2	1	3	2	0	0	1	3	0	13
TEAM										3	3								
Totals.....			19	64	5	19	14	18	11	24	35	20	57	8	17	5	12	200	

TOTAL FG%	1st Half: 6-32 18.8%	2nd Half: 13-32 40.6%	Game: 29.7%	DEADBALL
3-Pt. FG%	1st Half: 0-7 0.0%	2nd Half: 5-12 41.7%	Game: 26.3%	REBOUNDS
F Throw %	1st Half: 5-6 83.3%	2nd Half: 9-12 75.0%	Game: 77.8%	3

HOME TEAM: Nebraska (7-2)

##	Player	tot-fg		3-pt		rebounds				pf	tp	a	to	blk	s	min	
		fg	fga	fg	fga	ft	fta	of	de								tot
03	Richardson, Brandon	*	3	8	1	4	0	2	0	4	4	2	7	4	1	1	24
13	Ubel, Brandon	*	6	7	1	1	1	2	2	2	4	0	14	0	0	1	0
21	Diaz, Jorge Brian	*	6	9	0	0	3	4	2	2	4	1	15	2	2	2	0
25	Walker, Caleb	*	0	4	0	3	2	3	1	11	12	3	2	2	3	0	2
34	Jeter, Lance	*	5	9	0	2	6	6	1	3	4	1	16	6	2	0	7
00	McCray, Toney		2	5	0	0	0	0	0	3	3	2	4	1	3	0	1
01	Jones, Eshaunte		1	2	0	0	0	0	0	0	0	0	2	0	0	0	3
12	Karn, Matt		0	0	0	0	0	0	0	0	0	0	0	0	0	0	2
15	Gallegos, Ray		1	5	0	4	0	0	1	1	2	4	2	1	0	0	24
31	Beraneek, Drake		1	5	1	3	2	2	2	4	6	1	5	2	4	0	0
32	Almeida, Andre		4	6	0	0	3	6	2	4	6	2	11	0	2	1	2
33	Fox, Mike		0	0	0	0	0	2	0	0	0	0	0	0	1	0	2
TEAM									3	1	4						
Totals.....			29	60	3	17	17	27	14	35	49	16	78	18	18	5	13
200																	

TOTAL FG%	1st Half: 17-31 54.8%	2nd Half: 12-29 41.4%	Game: 48.3%	DEADBALL
3-Pt. FG%	1st Half: 2-10 20.0%	2nd Half: 1-7 14.3%	Game: 17.6%	REBOUNDS
F Throw %	1st Half: 4-7 57.1%	2nd Half: 13-20 65.0%	Game: 63.0%	3

Officials: Gary Maxwell, Randy Heimerman, Bert Smith

Technical fouls: Alcorn State-None. Nebraska-None.

Attendance: 7646. Actual Attendance: 4,557

Score by Periods	1st	2nd	Total
Alcorn State	17	40	57
Nebraska	40	38	78

GAME 10 NEBRASKA 70, TCU 56

12/11/10 1:07 p.m. at Devaney Center (Lincoln, Neb.)  
VISITORS: TCU (7-4)

TV: Fox Sports Midwest

#	Player	tot-fg		3-pt		rebounds				pf	tp	a	to	blk	s	min		
		fg	fga	fg	fga	ft	fta	of	de								tot	
15	GACESA, Nikola	f	3	8	0	2	0	1	0	2	2	3	6	1	1	0	1	26
33	GREEN, Garlon	f	5	10	3	4	0	0	1	3	4	2	13	2	1	0	2	30
05	MOSS, Ronnie	g	5	11	3	7	1	2	0	5	5	2	14	3	4	0	1	31
10	THORNS, Hank	g	3	7	2	6	0	0	0	1	1	1	8	4	3	0	3	35
23	CADOT, J.R.	g	3	5	0	1	0	2	2	1	3	1	6	2	0	0	0	30
03	YEAGER, Sammy	g	3	12	3	8	0	0	1	0	1	1	9	0	2	1	1	24
04	FIELDS, Amric		0	2	0	0	0	0	1	2	3	2	0	1	1	0	0	13
12	CERINA, Nikola		0	3	0	0	0	0	2	1	3	3	0	0	0	0	1	11
TEAM									2	2	4							
Totals.....			22	58	11	28	1	5	9	17	26	15	56	13	13	1	9	200

TOTAL FG%	1st Half: 10-33 30.3%	2nd Half: 12-25 48.0%	Game: 37.9%	DEADBALL
3-Pt. FG%	1st Half: 4-15 26.7%	2nd Half: 7-13 53.8%	Game: 39.3%	REBOUNDS
F Throw %	1st Half: 0-1 0.0%	2nd Half: 1-4 25.0%	Game: 20.0%	1

HOME TEAM: Nebraska (8-2)

#	Player	tot-fg		3-pt		rebounds				pf	tp	a	to	blk	s	min		
		fg	fga	fg	fga	ft	fta	of	de								tot	
13	Ubel, Brandon	f	1	5	0	1	3	4	2	3	5	1	5	0	1	0	18	
21	Diaz, Jorge Brian	c	6	10	0	0	1	1	3	9	12	2	13	0	3	3	0	27
03	Richardson, Brandon	g	1	2	1	2	0	0	0	2	2	0	3	2	2	0	1	21
25	Walker, Caleb	g	0	2	0	1	2	2	1	0	1	0	2	0	2	0	0	15
34	Jeter, Lance	g	6	9	3	4	0	0	0	4	4	2	15	2	1	0	1	31
00	McCray, Toney		4	6	4	4	3	4	1	9	10	3	15	1	2	0	2	23
01	Jones, Eshaunte		1	5	1	3	0	0	0	0	0	0	3	1	1	0	0	11
15	Gallegos, Ray		1	3	0	1	0	0	0	1	1	2	2	1	0	0	1	16
31	Beraneek, Drake		2	3	1	1	3	4	0	0	0	1	8	1	1	0	0	17
32	Almeida, Andre		2	3	0	0	0	0	0	2	2	3	4	1	4	0	0	11
TEAM									1	1								
Totals.....			24	48	10	17	12	15	8	30	38	14	70	9	17	3	5	200

TOTAL FG%	1st Half: 12-27 44.4%	2nd Half: 12-21 57.1%	Game: 50.0%	DEADBALL
3-Pt. FG%	1st Half: 5-9 55.6%	2nd Half: 5-8 62.5%	Game: 58.8%	REBOUNDS
F Throw %	1st Half: 4-5 80.0%	2nd Half: 8-10 80.0%	Game: 80.0%	2

Officials: Scott Thornley, Brad Ferrie, Greg Rennegarbe

Technical fouls: TCU-None. Nebraska-None.

Attendance: 8057. Actual Attendance: 5,628

Score by Periods	1st	2nd	Total
TCU	24	32	56
Nebraska	33	37	70

GAME 11 NEBRASKA 72, EASTERN WASHINGTON 42

12/18/10 6:06 p.m. at Devaney Center (Lincoln, Neb.)  
VISITORS: Eastern Washington (3-7)

TV: None

##	Player	tot-fg		3-pt		rebounds				pf	tp	a	to	blk	s	min		
		fg	fga	fg	fga	ft	fta	of	de								tot	
15	GRIFFIN, Laron	f	0	1	0	0	1	2	3	1	4	5	1	0	2	0	1	13
42	EDERAINE, Cliff	f	1	6	0	0	2	5	4	6	10	2	4	1	4	2	4	20
01	DEAN, Glen	g	1	8	1	6	4	4	0	5	5	2	7	2	3	0	0	32
22	FORBES, Jeffrey	g	2	8	2	6	0	0	0	1	1	1	6	2	1	0	2	35
23	WINFORD, Kevin	g	5	14	3	9	1	2	1	1	2	1	14	0	1	0	1	29
11	COLIMON, Cliff	g	2	11	1	7	0	0	1	3	4	2	5	2	1	0	0	26
12	McRAE, Rashano		0	1	0	0	0	2	1	0	1	0	0	0	0	0	0	10
20	JOHNSON, Tremayne		0	4	0	3	2	2	1	0	1	4	2	0	5	0	0	11
34	HENRY, Jaylen		1	4	0	0	1	2	6	3	9	2	3	0	0	0	0	24
TEAM									2	1	3							
Totals.....			12	57	7	31	11	19	19	21	40	19	42	7	17	2	8	200

TOTAL FG%	1st Half: 6-26 23.1%	2nd Half: 6-31 19.4%	Game: 21.1%	DEADBALL
3-Pt. FG%	1st Half: 4-15 26.7%	2nd Half: 3-16 18.8%	Game: 22.6%	REBOUNDS
F Throw %	1st Half: 6-8 75.0%	2nd Half: 5-11 45.5%	Game: 57.9%	2

HOME TEAM: Nebraska (9-2)

#	Player	tot-fg		3-pt		rebounds				pf	tp	a	to	blk	s	min		
		fg	fga	fg	fga	ft	fta	of	de								tot	
13	Ubel, Brandon	f	1	3	0	1	1	1	2	3	5	3	3	1	0	0	0	13
21	Diaz, Jorge Brian	c	6	9	0	0	2	2	1	4	5	0	14	0	0	2	0	23
03	Richardson, Brandon	g	0	3	0	2	0	0	0	0	0	0	0	0	0	0	0	5
31	Beraneek, Drake	g	2	4	1	1	0	0	0	3	3	3	5	2	1	1	2	23
34	Jeter, Lance	g	5	7	1	3	0	0	0	4	4	0	11	1	3	0	1	28
00	McCray, Toney		2	6	0	2	0	1	2	9	11	2	4	3	3	1	2	20
01	Jones, Eshaunte		2	6	1	5	1	2	1	1	2	3	6	1	1	0	2	16
12	Kam, Matt		0	0	0	0	0	0	0	0	0	0	0	0	0	0	0	3
14	Niemann, Christopher		1	2	0	0	0	0	0	1	1	3	2	0	0	0	0	7
15	Gallegos, Ray		3	8	1	3	2	3	1	2	3	1	9	1	2	0	0	27
25	Walker, Caleb		2	3	0	1	6	8	1	2	3	1	10	0	2	2	1	14
32	Almeida, Andre		3	4	0	0	0	1	2	2	4	3	6	1	1	2	2	18
33	Fox, Mike		1	1	0	0	0	0	0	1	1	1	2	0	0	0	0	3
TEAM										1	1							
Totals.....			28	56	4	18	12	18	11	32	43	20	72	10	14	8	10	200

GAME 13 NEBRASKA 77, NORTH DAKOTA 46

01/03/11 7:06 p.m. at Devaney Center (Lincoln, Neb.)  
VISITORS: North Dakota (5-9)

TV: None

#	Player	tot-fg		3-pt		rebounds			pf	tp	a	to	blk	s	min			
		fg	fga	ft	fta	of	de	tot										
05	HUFF, Troy	f	2	10	1	4	1	2	0	3	3	2	6	0	1	0	1	29
44	BENTER, Derek	f	0	2	0	1	0	0	0	0	0	0	0	0	1	1	1	19
11	WEBB, Jamal	g	5	11	1	3	0	0	1	6	7	1	11	1	2	0	1	33
32	SCHULER, Josh	g	3	9	2	6	3	4	0	1	1	4	11	3	2	0	1	30
45	MITCHELL, Patrick	g	4	13	3	10	3	5	3	1	4	2	14	0	2	2	1	26
00	ANDERSON, Aaron		2	6	0	1	0	1	1	1	2	1	4	1	1	0	0	18
02	HAUGEN, Nick		0	3	0	1	0	0	0	0	0	0	0	0	0	0	8	8
04	MATHISON, Mike		0	0	0	0	0	0	0	2	2	0	0	0	0	0	0	2
12	ALLARD, Jordan		0	0	0	0	0	2	1	1	2	1	0	1	0	1	1	6
24	BREKKE, Brandon		0	1	0	0	0	1	3	4	7	1	0	0	1	0	0	15
31	CLAUSEN, Chris		0	3	0	3	0	0	0	1	1	2	0	0	2	0	0	12
33	ARCHER, Doug		0	0	0	0	0	0	0	0	0	0	0	0	0	0	0	2
TEAM									4	2	6							
Totals.....			16	58	7	29	7	15	13	22	35	18	46	6	12	4	6	200

TOTAL FG%	1st Half: 8-25 32.0%	2nd Half: 8-33 24.2%	Game: 27.6%	DEADBALL
3-Pt. FG%	1st Half: 3-13 23.1%	2nd Half: 4-16 25.0%	Game: 24.1%	REBOUNDS
F Throw %	1st Half: 1-2 50.0%	2nd Half: 6-13 46.2%	Game: 46.7%	3

HOME TEAM: Nebraska (11-2)

#	Player		tot-fg		3-pt		rebounds			pf	tp	a	to	blk	s	min		
			fg	fga	fg	fga	ft	fta	of								de	tot
21	Diaz, Jorge Brian	c	5	6	0	0	0	0	1	6	7	2	10	1	2	0	20	
00	McCray, Toney	g	2	6	1	2	0	0	1	1	2	3	5	2	0	1	0	20
03	Richardson, Brandon	g	3	5	1	3	0	1	0	5	5	1	7	3	1	0	1	22
25	Walker, Caleb	g	2	3	0	0	1	2	2	2	4	0	5	0	0	0	0	13
34	Jeter, Lance	g	2	7	1	3	1	1	0	0	0	0	6	4	1	0	2	20
01	Jones, Eshaunte		4	7	3	6	0	0	0	1	1	1	11	0	1	0	0	16
12	Karn, Matt		0	1	0	1	0	0	0	0	0	0	0	0	0	0	0	2
13	Ubel, Brandon		4	6	1	2	2	3	0	5	5	1	11	0	2	0	0	19
15	Gallejos, Ray		4	8	0	2	0	0	1	0	1	3	8	0	0	0	0	18
23	Brown, Kamyron		1	1	0	0	0	1	0	2	2	0	2	2	1	1	1	10
31	Beranek, Drake		0	1	0	1	0	0	1	5	6	0	0	2	0	0	0	20
32	Almeida, Andre		3	4	0	0	4	5	1	3	4	2	10	1	2	4	1	18
33	Fox, Mike		1	1	0	0	0	0	0	0	0	1	2	0	0	0	0	2
TEAM																		
Totals.....			31	56	7	20	8	13	7	34	41	14	77	15	10	6	5	200

TOTAL FG%	1st Half: 16-29 55.2%	2nd Half: 15-27 55.6%	Game: 55.4%	DEADBALL
3-Pt. FG%	1st Half: 4-8 50.0%	2nd Half: 3-12 25.0%	Game: 35.0%	REBOUNDS
F Throw %	1st Half: 0-1 0.0%	2nd Half: 8-12 66.7%	Game: 61.5%	1

Officials: John Higgins, Mike Thibodeaux, Jeff Malham  
Technical fouls: North Dakota-None. Nebraska-None.  
Attendance: 7579; Actual attendance 5098

Score by Periods	1st	2nd	Total
North Dakota	20	26	46
Nebraska	36	41	77

GAME 14 NEBRASKA 68, SAVANNAH STATE 48

01/05/11 7:06 p.m. at Devaney Center (Lincoln, Neb.)  
VISITORS: Savannah State (2-15)

TV: None

#	Player	tot-fg		3-pt		rebounds			pf	tp	a	to	blk	s	min			
		fg	fga	fg	fga	ft	fta	of de tot										
12	MONTGOMERY,Joshua	f	1	9	1	7	5	8	0	4	4	0	8	1	3	0	1	34
44	SMITH,Jyles	f	1	5	0	0	0	2	4	6	4	2	0	3	2	0	20	
01	BLACKMON,Preston	g	4	11	2	7	0	0	1	1	2	3	10	2	2	1	2	35
15	RICHARDS,Keiere	g	1	3	0	0	0	0	0	0	1	2	2	1	0	0	16	
20	SHULER,Jovanni	g	3	17	2	11	2	2	3	3	6	2	10	1	1	0	34	
02	JONES,Darnel		0	0	0	0	0	0	0	0	0	1	0	0	0	0	2	
05	SPEARS,Christopher		0	2	0	0	0	0	0	1	1	2	0	0	0	0	20	
10	EDWARDS,Keith		0	0	0	0	0	0	0	0	0	0	0	1	0	0	1	
11	WILSON,Stephen		0	1	0	1	0	0	0	0	0	3	0	0	0	0	13	
23	SMITH,Cedric		6	7	0	0	2	4	2	3	5	1	14	1	0	0	24	
24	CONNER,Richard		1	1	0	0	0	0	1	0	1	0	2	0	0	0	1	
TEAM								5	5									
Totals.....			17	56	5	26	9	14	14	16	30	17	48	7	13	3	4	200

TOTAL FG%	1st Half: 6-24 25.0%	2nd Half: 11-32 34.4%	Game: 30.4%	DEADBALL
3-Pt. FG%	1st Half: 3-12 25.0%	2nd Half: 2-14 14.3%	Game: 19.2%	REBOUNDS
F Throw %	1st Half: 5-6 83.3%	2nd Half: 4-8 50.0%	Game: 64.3%	2

HOME TEAM: Nebraska (12-2)

#	Player	tot-fg		3-pt		rebounds					pf	tp	a	to	blk	s	min	
		fg	fga	fg	fga	ft	fta	of	de	tot								
21	Diaz, Jorge Brian	c	6	10	0	0	1	2	2	5	7	0	13	1	0	2	1	24
00	McCray, Toney	g	2	6	0	1	0	0	0	4	4	2	4	2	1	0	0	18
03	Richardson, Brandon	g	1	1	0	0	0	0	0	2	2	0	2	2	3	1	0	15
25	Walker, Caleb	g	0	1	0	1	2	2	0	2	2	0	2	0	0	0	0	16
34	Jeter, Lance	g	2	3	0	1	3	6	0	4	4	1	7	2	2	1	3	24
01	Jones, Eshaunte		2	4	1	3	0	0	0	1	1	0	5	0	0	0	0	17
12	Karn, Matt		0	1	0	1	0	0	0	0	0	0	0	0	1	0	0	3
13	Ubel, Brandon		1	2	0	1	2	2	0	2	2	3	4	1	3	0	0	14
14	Niemann, Christopher		0	0	0	0	0	0	1	1	2	0	0	0	0	0	0	4
15	Gallejos, Ray		3	7	0	2	0	0	0	0	0	0	6	1	1	0	0	18
23	Brown, Kamyron		1	2	1	1	6	6	1	1	2	2	9	1	1	0	0	11
31	Beranek, Drake		2	3	1	1	1	2	0	2	2	1	6	1	0	0	0	16
32	Almeida, Andre		4	4	0	0	0	0	0	2	2	2	8	1	1	5	0	17
33	Fox, Mike		1	1	0	0	0	0	2	0	2	0	2	0	0	0	0	3
TEAM										2	2							
Totals.....			25	45	3	12	15	20	6	28	34	11	68	12	13	9	4	200

TOTAL FG%	1st Half: 9-20 45.0%	2nd Half: 16-25 64.0%	Game: 55.6%	DEADBALL
3-Pt. FG%	1st Half: 0-5 0.0%	2nd Half: 3-7 42.9%	Game: 25.0%	REBOUNDS
F Throw %	1st Half: 5-8 62.5%	2nd Half: 10-12 83.3%	Game: 75.0%	3

Officials: Ted Hillary, Kevin Mathis, Jeb Hartness  
Technical fouls: Savannah State-TEAM. Nebraska-None.  
Attendance: 7458; Actual Attendance: 5171

Score by Periods	1st	2nd	Total
Savannah State	20	28	48
Nebraska	23	45	68

GAME 15 NEBRASKA 64, IOWA STATE 62

01/08/11 7:06 p.m. at Devaney Center (Lincoln, Neb.)  
VISITORS: Iowa State (13-3, 0-1 Big 12)

TV: Fox Sports Midwest

##	Player	tot-fg		3-pt		rebounds			pf	tp	a	to	blk	s	min			
		fg	fga	fg	fga	ft	fta	of de tot										
10	Garrett, Diante	*	8	16	2	4	0	0	2	1	3	3	18	3	5	0	1	33
11	Christopherson,Scott	*	2	7	2	6	0	0	1	1	1	0	6	1	3	0	0	39
23	Vanderbeken, Jamie	*	3	10	2	6	1	2	1	7	8	5	9	1	2	1	0	28
3	Ejim, Melvin	*	4	10	1	1	3	5	2	3	5	4	12	0	0	0	1	35
5	Anderson, Jake	*	3	7	0	2	3	4	0	12	12	4	9	3	3	0	0	36
1	Palo, Bubu		0	1	0	0	2	2	0	0	0	1	2	0	1	0	0	9
15	Godfrey, Calvin		3	6	0	0	0	0	3	4	7	1	6	0	0	1	1	20
TEAM								2	2	4								
Totals.....			23	57	7	19	9	13	10	30	40	18	62	8	14	2	3	200

TOTAL FG%	1st Half: 11-27 40.7%	2nd Half: 12-30 40.0%	Game: 40.4%	DEADBALL
3-Pt. FG%	1st Half: 3-11 27.3%	2nd Half: 4-8 50.0%	Game: 36.8%	REBOUNDS
F Throw %	1st Half: 4-6 66.7%	2nd Half: 5-7 71.4%	Game: 69.2%	1

HOME TEAM: Nebraska (1-0 Big 12)

##	Player	tot-fg	
----	--------	--------	--

GAME 17 NO. 3 KANSAS 63, NEBRASKA 60

1/15/11 1:07 p.m. at Lawrence, Kan. (Allen Fieldhouse)  
VISITORS: Nebraska (13-4, 1-2 Big 12)

TV: ESPN

#	Player		tot-fg		3-pt		rebounds					pf	tp	a	to	blk	s	min
			fg	fga	fg	fga	ft	fta	of	de	tot							
21	Diaz, Jorge Brian	c	4	14	0	0	0	0	4	4	8	4	8	0	2	0	1	25
00	McCray, Toney	g	2	6	2	2	3	4	2	0	2	4	9	2	0	0	15	
03	Richardson, Brandon	g	1	7	0	4	4	5	0	1	1	1	6	0	2	0	30	
25	Walker, Caleb	g	1	6	0	2	0	1	3	7	10	2	2	0	0	0	1	33
34	Jeter, Lance	g	5	10	0	2	3	3	0	4	4	0	13	6	3	0	2	34
01	Jones, Eshaunte	1	3	1	1	3	3	1	1	2	0	6	0	1	0	0	9	
13	Ubel, Brandon	1	4	0	1	0	0	1	2	3	4	2	0	2	0	0	19	
15	Gallegos, Ray	0	1	0	0	0	0	0	0	0	0	0	0	1	0	0	3	
31	Beranek, Drake	2	3	0	1	0	0	0	1	1	2	2	4	0	0	0	0	11
32	Almeida, Andre	5	7	0	0	0	0	0	4	3	7	2	10	3	2	2	0	21
TEAM									3	1	4							
Totals.....			22	61	3	13	13	16	19	24	43	19	60	12	15	2	7	200

TOTAL FG% 1st Half: 12-28 42.9% 2nd Half: 10-33 30.3% Game: 36.1% DEADBALL  
3-Pt. FG% 1st Half: 0-4 0.0% 2nd Half: 3-9 33.3% Game: 23.1% REBOUNDS  
F Throw % 1st Half: 6-7 85.7% 2nd Half: 7-9 77.8% Game: 81.3% 0

HOME TEAM: Kansas (17-0, 2-0 Big 12)

#	Player	tot-fg		3-pt		rebounds			pf	tp	a	to	blk	s	min				
		fg	fga	fg	fga	ft	fta	of de tot											
21	Morris, Markieff	f	3	7	0	2	1	2	6	7	4	7	1	3	0	23			
22	Morris, Marcus	f	6	9	1	2	3	5	4	7	11	2	16	2	2	1	0	32	
10	Taylor, Tyshawn	g	3	6	1	1	0	0	0	0	3	7	2	4	0	2	28		
14	Reed, Tyrel	g	4	8	4	7	4	6	1	2	3	2	16	3	0	0	0	33	
32	Selly, Josh	g	1	4	0	2	1	2	0	1	1	1	3	0	4	0	1	13	
00	Robinson, Thomas		4	6	0	0	1	3	2	3	5	0	9	0	0	3	0	15	
12	Morningstar, Brady		0	3	0	3	0	0	0	2	2	2	0	3	0	1	1	29	
15	Johnson, Elijah		1	3	1	3	0	0	0	1	1	0	3	1	2	0	0	9	
23	Little, Mario		1	4	0	1	0	0	0	0	1	1	3	2	2	0	1	0	18
TEAM									1		1								
Totals.....			23	50	7	21	10	19	9	23	32	17	63	14	15	6	5	200	

TOTAL FG% 1st Half: 8-24 33.3% 2nd Half: 15-26 57.7% Game: 46.0% DEADBALL  
3-Pt. FG% 1st Half: 4-13 30.8% 2nd Half: 3-8 37.5% Game: 33.3% REBOUNDS  
F Throw % 1st Half: 5-9 55.6% 2nd Half: 5-10 50.0% Game: 52.6% 3

Officials: Mark Whitehead, Darron George, Jeb Hartness  
Technical fouls: Nebraska-None. Kansas-None.  
Attendance: 16300

Score by Periods	1st	2nd	Total
Nebraska	30	30	60
Kansas	25	38	63

GAME 18 NEBRASKA 79, COLORADO 67

01/18/11 6:02 p.m. at Devaney Center (Lincoln, Neb.)  
VISITORS: Colorado (14-5, 3-1 Big 12)

TV: ESPN2

#	Player	tot-fg		3-pt		rebounds					pf	tp	a	to	blk	s	min	
		fg	fga	fg	fga	ft	fta	of	de	tot								
33	Dufault, Austin	f	3	6	0	1	0	0	2	2	1	6	1	0	0	0	26	
01	Tomlinson, Nate	g	0	2	0	1	0	0	0	0	1	0	3	0	0	1	14	
05	Relphorde, Marcus	g	3	6	2	4	1	2	0	2	2	2	9	2	3	0	1	33
10	Burks, Alec	g	7	17	2	6	6	4	4	8	3	22	4	7	0	0	32	
11	Higgins, Cory	g	3	8	2	5	0	0	0	3	3	1	8	1	3	1	1	37
02	Sharpe, Shannon	0	1	0	1	0	0	0	1	1	0	0	1	0	0	1	10	
21	Roberson, Andre	2	2	1	1	0	1	1	4	5	3	5	0	3	0	1	19	
24	Knutson, Levi	6	12	5	11	0	0	0	1	2	3	4	17	1	0	0	0	28
55	Eckloff, Trey	0	0	0	0	0	0	0	0	0	0	0	0	0	0	0	1	1
TEAM								2		2								
Totals.....		24	54	12	30	7	9	8	18	26	15	67	13	16	1	5	200	

TOTAL FG% 1st Half: 12-26 46.2% 2nd Half: 12-28 42.9% Game: 44.4% DEADBALL  
3-Pt. FG% 1st Half: 6-14 42.9% 2nd Half: 6-16 37.5% Game: 40.0% REBOUNDS  
F Throw % 1st Half: 0-0 0.0% 2nd Half: 7-9 77.8% Game: 77.8% 0

HOME TEAM: Nebraska (14-4, 2-2 Big 12)

##	Player		tot-fg		3-pt		rebounds					pf	tp	a	to	blk	s	min
			fg	fga	fg	fga	ft	fta	of	de	tot							
21	Diaz, Jorge Brian	f	7	8	0	0	0	0	2	2	1	14	1	1	2	0	27	
00	McCray, Toney	g	8	14	2	6	0	0	2	6	8	3	18	0	2	1	1	30
03	Richardson, Brandon	g	1	1	0	0	4	4	0	0	0	3	6	3	1	0	0	23
25	Walker, Caleb	g	4	6	0	2	1	2	3	3	6	3	9	2	2	0	3	30
34	Jeter, Lance	g	3	10	0	4	4	5	1	5	6	2	10	9	2	0	2	33
01	Jones, Eshaunte	0	1	0	1	0	0	0	2	2	0	0	1	0	0	0	0	6
13	Ubel, Brandon	2	3	1	2	1	1	0	1	1	0	6	0	0	0	0	0	12
15	Gallegos, Ray	0	1	0	0	0	0	0	0	0	0	0	0	0	0	0	0	5
31	Beranek, Drake	2	4	1	2	5	6	0	4	4	2	10	2	2	0	2	22	
32	Almeida, Andre	3	5	0	0	0	0	1	1	2	0	6	0	3	0	0	12	
TEAM																		
Totals.....			30	53	4	17	15	18	7	24	31	14	79	18	13	3	8	200

TOTAL FG% 1st Half: 14-28 50.0% 2nd Half: 16-25 64.0% Game: 56.6% DEADBALL  
3-Pt. FG% 1st Half: 2-9 22.2% 2nd Half: 2-8 25.0% Game: 23.5% REBOUNDS  
F Throw % 1st Half: 1-2 50.0% 2nd Half: 14-16 87.5% Game: 83.3% 1

Officials: Steve Olson, Gary Maxwell, Doug Simmons  
Technical fouls: Colorado-Relphorde, Marcus; TEAM. Nebraska-None.  
Attendance: 8477, Actual Attendance: 7489

Score by Periods	1st	2nd	Total
Colorado	30	37	67
Nebraska	31	48	79

GAME 19 TEXAS TECH 72, NEBRASKA 71

01/22/11 6:30 PM at Lubbock, Texas (United Spirit Arena)  
VISITORS: Nebraska (14-5, 2-3 Big 12)

TV: Texas Tech Sports Network/ESPN3.com

#	Player	tot-fg		3-pt		rebounds			pf	tp	a	to	blk	s	min			
		fg	fga	fg	fga	ft	fta	of de tot										
21	Diaz, Jorge Brian	f	3	5	0	0	0	0	1	1	4	6	1	2	0	0	17	
00	McCray, Toney	g	3	8	1	1	1	3	3	2	5	1	8	2	3	0	1	22
03	Richardson, Brandon	g	5	6	2	2	8	8	0	2	2	2	20	2	0	0	0	30
25	Walker, Caleb	g	0	3	0	2	1	2	0	0	0	2	1	0	0	1	0	13
34	Jeter, Lance	g	7	10	2	2	3	4	1	4	5	3	19	1	2	0	1	36
01	Jones, Eshaunte	1	6	1	6	2	2	0	3	3	0	5	1	0	0	0	0	16
13	Ubel, Brandon	1	2	0	1	3	3	2	5	5	5	5	1	1	0	0	0	19
15	Gallegos, Ray	0	2	0	1	0	0	0	0	0	0	1	0	0	0	0	1	6
31	Beranek, Drake	0	3	0	1	0	0	0	0	1	1	0	0	1	2	1	1	20
32	Almeida, Andre	3	6	0	0	1	4	0	1	1	3	7	2	2	0	0	0	21
TEAM									2	2								
Totals.....			23	51	6	16	19	26	7	18	25	21	71	11	13	1	5	200

TOTAL FG% 1st Half: 12-25 48.0% 2nd Half: 11-26 42.3% Game: 45.1% DEADBALL  
3-Pt. FG% 1st Half: 1-5 20.0% 2nd Half: 5-11 45.5% Game: 37.5% REBOUNDS  
F Throw % 1st Half: 10-12 83.3% 2nd Half: 9-14 64.3% Game: 73.1% 4

HOME TEAM: Texas Tech (9-11, 1-4 Big 12)

##	Player	tot-fg		3-pt		rebounds					pf	tp	a	to	blk	s	min	
		fg	fga	fg	fga	ft	fta	of	de	tot								
05	Roberts, D'waly	f	3	3	0	0	1	2	2	3	5	3	7	0	2	0	1	27
32	Singletary, Mike	f	5	13	0	0	4	7	4	3	7	3	14	4	3	1	1	39
15	Lewandowski, Robert	c	4	7	0	0	1	3	1	8	9	4	9	2	3	0	0	29
01	Reese, Brad	g	4	9	0	4	2	2	0	2	2	2	10	2	3	0	1	32
21	Roberson, John	g	8	11	7	10	2	3	1	3	4	4	25	2	3	0	0	40
02	Davis, Mike		2	4	1	2	0	0	0	2	0	2	1	5	1	1	0	7
25	Tairu, David		0	3	0	1	0	0	0	0	2	0	0	0	0	0	0	11
30	Crockett, Jaye		1	2	0	0	0	0	0	0	0	1	2	0	0	0	1	4
31	Cooper, Paul		0	0	0	0	0	1	0	1	1	4	0	0	2	0	0	11
TEAM										2	2							
Totals.....			27	52	8	17	10	18	12	24	36	22	72	11	18	1	4	200

GAME 21 KANSAS STATE 69, NEBRASKA 53

2/02/11 7 p.m. CT at Manhattan, Kan. - Bramlage Coliseum TV: Big 12 Network  
VISITORS: Nebraska (15-6, 3-4 Big 12)

##	Player		tot-fg		3-pt		rebounds			pf	tp	a	to	blk	s	min
			fg	fga	fg	fga	ft	fta	of de tot							
21	Diaz, Jorge Brian	c	3	6	0	0	4	7	0 3 3	3	10	1	3	0	0	28
00	McCray, Toney	g	3	5	0	2	0	0	2 1 3	4	6	1	7	0	3	26
03	Richardson, Brandon	g	1	4	0	1	1	1	0 0 0	2	3	0	2	0	1	22
25	Walker, Caleb	g	1	1	0	0	3	4	1 2 3	0	5	0	2	0	0	20
34	Jeter, Lance	g	7	13	1	3	1	1	1 1 2	2	16	4	3	0	3	35
01	Jones, Eshaunte		0	2	0	0	0	0	0 1 1	2	0	0	1	0	1	13
13	Ubel, Brandon		1	3	0	1	1	1	1 1 2	4	3	0	2	0	0	21
14	Niemann, Christopher		0	1	0	0	0	0	0 0 0	1	0	0	1	0	0	5
15	Gallegos, Ray		1	4	1	3	2	2	0 1 1	2	5	0	0	0	0	10
31	Beranek, Drake		2	4	1	2	0	0	0 5 5	2	5	0	1	0	0	20
TEAM																
Totals.....			19	43	3	12	12	16	5 19 24	22	53	6	22	0	8	200

TOTAL FG% 1st Half: 7-19 36.8% 2nd Half: 12-24 50.0% Game: 44.2% DEADBALL  
3-Pt. FG% 1st Half: 0-4 0.0% 2nd Half: 3-8 37.5% Game: 25.0% REBOUNDS  
F Throw % 1st Half: 3-4 75.0% 2nd Half: 9-12 75.0% Game: 75.0% 2,2

HOME TEAM: Kansas State 15-8 (3-5 Big 12)

##	Player		tot-fg		3-pt		rebounds			pf	tp	a	to	blk	s	min
			fg	fga	fg	fga	ft	fta	of de tot							
24	Kelly, Curtis	f	6	10	0	0	4	4	2 2 4	4	16	2	2	1	2	30
32	Samuels, Jamar	f	1	4	1	3	5	6	2 2 4	4	8	2	1	0	1	29
00	Pullen, Jacob	g	6	15	1	5	5	7	0 1 1	0	18	6	3	1	2	39
01	Southwell, Shane	g	2	5	1	2	0	0	0 3 3	2	5	1	3	1	1	22
22	McGruder, Rodney	g	3	7	1	3	3	4	1 3 4	0	10	3	2	0	1	33
03	Irving, Martavious		1	4	1	3	2	2	0 1 1	2	5	0	0	0	0	19
04	Myles, Juevol		0	0	0	0	0	0	0 0 0	0	0	0	0	0	0	4
10	Ojeleye, Victor		0	0	0	0	0	0	0 0 0	0	0	0	0	0	0	1
21	Henriquez-Roberts,J		1	3	0	0	2	2	4 4 8	3	4	0	1	0	0	15
55	Spradling, Will		1	3	1	3	0	0	0 2 2	0	3	0	0	0	0	8
TEAM																
Totals.....			21	51	6	19	21	25	12 20 32	15	69	14	13	3	7	200

TOTAL FG% 1st Half: 12-27 44.4% 2nd Half: 9-24 37.5% Game: 41.2% DEADBALL  
3-Pt. FG% 1st Half: 4-12 33.3% 2nd Half: 2-7 28.6% Game: 31.6% REBOUNDS  
F Throw % 1st Half: 3-4 75.0% 2nd Half: 18-21 85.7% Game: 84.0% 1,1

Officials: Randy Heimerman, Terry Davis, Terry Oglesby  
Technical fouls: Nebraska-None. Kansas State-Henriquez-Roberts,J.  
Attendance: 12528

Score by Periods	1st	2nd	Total
Nebraska	17	36	53
Kansas State	31	38	69



**GAME 1 VS. SOUTH DAKOTA (NU 76, SOUTH DAKOTA 68)**

Junior college transfer Andre Almeida scored 20 points and grabbed seven rebounds in his Husker debut, as the Nebraska men's basketball team won its 10th consecutive season opener with a 76-68 victory over South Dakota. Almeida's impressive performance came on 9-of-12 shooting in just 19 minutes, as he was one of three Huskers in double figures in the win. Sophomore forwards Brandon Ubel and Christian Standhardinger added 10 points apiece, while Jorge Brian Diaz chipped in eight points, as NU's four post players combined for 48 points against the Coyotes.

Almeida, a 6-11 center from Sao Paulo, Brazil, helped bring the Huskers out of a slow start, totaling 12 points on 6-of-7 shooting as Nebraska turned an early three-point deficit into a 28-21 lead. NU led 36-31 at the break before getting the ball inside, using a 7-0 spurt to extend the lead to 43-31 after a Ubel free throw. The Huskers eventually extended the lead to 16 points, at 70-54, before USD trimmed the lead to eight points with 1:28 remaining. The Huskers kept a comfortable margin by hitting 19-of-21 free throws, including 16-of-18 over the final 20 minutes of action.

**GAME 2 VS. ARKANSAS-PINE BLUFF (NU 83, ARKANSAS PINE BLUFF 40)**

Christian Standhardinger produced his first career double-double, leading the Huskers to an 83-40 victory over Arkansas-Pine Bluff on Monday night. Standhardinger finished with 20 points and a career-high 11 rebounds to lead four Huskers in double figures. He scored 16 points and grabbed eight rebounds in only 12 second-half minutes, as the Huskers shot 70 percent and committed just two turnovers in the final 20 minutes to break open a 13-point halftime lead. Caleb Walker totaled 13 points and seven rebounds, while Lance Jeter and Toney McCray scored 11 and 10 points, respectively. That quartet combined to hit 19-of-27 from the field, as Nebraska shot 63 percent for the game, its best effort since shooting 68 percent against Creighton on Nov. 18, 2006.

The Golden Lions hit only 10 field goals on the night, including just 3-of-16 shooting in the first half. Nebraska also owned a 36-23 advantage on the glass and made three more free throws than the Golden Lions in one fewer attempt.

Nebraska took control early, as Jeter hit a pair of 3-pointers to help the Huskers build an early 14-3 lead and were never threatened, as UAPB made only two field goals over the final 18 minutes of the half, including a stretch of 12:48 without a field goal that spanned part of both halves. NU led 28-15 but the Huskers put the game away with an 11-4 spurt behind five straight points from Jeter and a 3-pointer by McCray to extend the lead to 39-19. UAPB pulled to within 41-24, but Walker and Standhardinger combined for 14 points in 16-0 spurt to put the game out of reach.

**GAME 3 VS. VANDERBILT (VANDERBILT 59, NU 49)**

A late-game drought proved costly, as the Nebraska basketball team fell to Vanderbilt, 59-49, in the opening round of the Honda Puerto Rico Tip Off. The Huskers led 46-43 with 6:46 remaining, but Vanderbilt's John Jenkins had seven of his game-high 22 points in a decisive 8-1 run which put the Commodores (2-0) ahead for the first time since midway through the first half and broke open a hard-fought contest. Jenkins tied the score at 46 with a three-pointer, and then gave Vanderbilt a lead they would not relinquish, hitting a jumper with 5:45 remaining before capping the run with a pair of free throws to with 3:05 left to extend the margin to 51-47. Jenkins hit 8-of-13 shots and 5-of-6 from the foul line for 22 points, while the Huskers limited preseason All-SEC performer Jeffery Taylor to 14 points on 3-of-7 shooting. The Huskers (2-1) made it a one-possession game after Lance Jeter split a pair of foul shots with 2:43 left, but Vanderbilt delivered a costly blow on its next possession, as Steve Tchiengang's three-pointer from the wing pushed the lead to 54-48. Nebraska was held without a field goal for the final 7:49 and shot just 35.8 percent, including 0-for-10 from 3-point range. Brandon Ubel led the Huskers with 10 points, hitting 3-of-4 shots from the field and all four foul shots, but the Huskers shot just 29 percent in the final 20 minutes. Sophomore Jorge Brian Diaz also chipped on eight points and a game-high eight rebounds.

**GAME 4 VS. DAVIDSON (DAVIDSON 70, NU 67)**

Despite a season-high 17 points by Lance Jeter, the Nebraska basketball team suffered a 70-67 loss to Davidson in the second round of the Honda Puerto Rico Tip Off. Jeter hit 7-of-8 shots, including a pair of 3-pointers, dished out five assists and matched his career high four steals, but the Huskers (2-2) were unable to slow down the Wildcats' sharp shooting from 3-point range. Davidson hit 11-of-28 from beyond the arc, including six from Brendan McKillop, who finished with a game-high 21 points and five assists to lead four Wildcats in double figures. McKillop had 15 of his 21 points after halftime, including back-to-back 3-pointers to break a 40-all tie to give Davidson a lead they would not relinquish. The Huskers trailed 58-52 with 5:01 remaining before sophomore Jorge Brian Diaz led the Huskers back. Diaz, who finished with 13 points, three blocks and four rebounds, scored eight straight NU points as the Huskers pulled within 63-62 on a Jeter jumper with 1:01 remaining. NU cut it to 65-64 on Drake Beranek's two foul shots and had the ball trailing 66-64, but a costly turnover on its next possession put the Huskers in a position to foul and NU was unable to get closer than two points the rest of the way. Sophomore Christian Standhardinger joined Jeter and Diaz in double figures, finishing with 14 points, including 10-of-12 from the foul line, and five rebounds.

**GAME 5 VS. HOFSTRA (NU 62, HOFSTRA 47)**

Jorge Brian Diaz totaled a team-high 11 points, while Nebraska broke out of its shooting slump from 3-point range in posting a 62-47 win over Hofstra. Diaz led a balanced Husker attack by hitting 5-of-7 shots from the floor, while NU's outside shooting and bench which carried the Huskers to a win. Reserve guards Ray Gallegos, Drake Beranek and Eshaunte Jones combined for 21 points, including 4-of-7 from 3-point range. Nebraska hit 6-of-12 from 3-point range, while holding Hofstra to just 30.8 percent from the floor on the day. Hofstra led 12-6 before Nebraska's bench keyed a 10-0 spurt to take the lead for good. Beranek's 3-pointer triggered the spurt before consecutive baskets by Christian Standhardinger and Gallegos' first 3-pointer of the season put the Huskers ahead 16-12. Gallegos hit 3-of-5 shots, including a pair of 3-pointers in 22 minutes of action, while Beranek was 3-of-4 from the floor for a season-high seven points. The Husker also got a solid effort from Brandon Richardson, who totaled six points, dished out a career-high seven assists and added three steals. Hofstra pulled to within 18-16, but 3-pointers from Gallegos and Jones keyed a surge in the final stretch of the half. NU closed the half on a 13-5 run, not allowing a field goal for the final 9:06 of the half to take a 32-21 halftime advantage. The Huskers, who hit seven of their first nine shots in the second half, eventually built a 20-point lead with 9:14 left. Hofstra pulled to within 12, but Richardson and Walker went a perfect 6-for-6 from the foul line in the final minute to keep Hofstra at bay. Charles Jenkins led Hofstra with 15 points, well below his season average of 25.7 points per game.

**GAME 6 VS. USC (NU 62, USC 58)**

Nebraska trailed by as much as 20 points and did not take its first lead until under five minutes remaining, as the Huskers matched their largest comeback in school history with a 60-58 win over USC. Jorge Brian Diaz scored 10 of his team-high 14 points in the second half to lead the Huskers back from a 39-26 halftime deficit. Nebraska, which surrendered 39 first-half points, held USC to 19 second-half points on 28 percent (8-of-29) shooting from the field. Nebraska's strong defensive effort over the last 20 minutes included five blocks and four steals, as the Huskers created opportunities with their man-to-man defense. The Huskers 20-point deficit matched a school record set against Kansas State on Jan. 15, 1997, and easily topped the previous largest deficit overcome in Sadler's five seasons, which was 14 points last year against Texas Tech. Lance Jeter put together one of the best games of his career, finishing with 13 points, a career-high eight rebounds and five assists without a turnover in 34 minutes, while Caleb Walker had 10 points, including two key 3-pointers late in the first half to start the comeback, and five rebounds. Nebraska trailed 37-17 before Walker's back-to-back 3-pointers helped NU close the half on a 9-2 spurt. The Huskers, who held USC to just one field goal in the final 7:46, used an 11-0 spurt to overcome a 55-49 deficit, taking the lead for good at 56-55 on a pair of Walker free throws with 4:47 left. The Huskers eventually pushed the lead to 60-55 after a Standhardinger jumper. USC pulled to within 60-58 on a Maurice Jones' three-point play with seven seconds, but Jones' desperation three-point attempt fell short at the buzzer to give NU the win.

**GAME 7 VS. JACKSON STATE (NU 62, JACKSON STATE 57)**

Nebraska used a 16-0 second-half run and had five players in double figures, as the Huskers cruised to a 76-57 win over Jackson State Wednesday night at the Devaney Center. Caleb Walker and Eshaunte Jones led Nebraska with 13 points each, while Drake Beranek, Brandon Ubel and Brandon Richardson added 10 apiece, as Nebraska placed five in double figures for the first time since November of 2009. Walker played his best game of the season, hitting 6-of-7 shots and adding five rebounds and a season-high five assists for the Big Red. Richardson's 10 points all came at a critical time in the second half, as the Huskers turned a 36-32 game into a 20-point lead. The junior hit back-to-back 3-pointers and scored all 10 points in a span of 4:54, as the Huskers took control of the contest.

The Huskers shot 60 percent from the floor (30-for-50), including 9-of-19 from 3-point range. In the second half, the Huskers went 19-of-26 from the floor, including 6-of-9 from 3-point range.

**GAME 8 VS. CREIGHTON (NU 59, CREIGHTON 54)**

Nebraska overcame an 11-point first-half deficit with a hot-shooting second half to defeat Creighton, 59-54, at the Devaney Center on Sunday afternoon. Brandon Richardson led the Huskers with a season-high 18 points, while junior Caleb Walker grabbed a season-high 10 rebounds, including a critical offensive board with 35 seconds remaining with the Huskers holding on to a one-point lead. Walker's rebound eventually led to a pair of Lance Jeter free throws to put NU up 57-54. Creighton was unable to connect the tying 3-pointer in the final seconds, as both Kenny Lawson Jr., and Antoine Young missed contested shots from long range. Jeter pulled down the rebound and found a wide open Drake Beranek for a layup for the final margin. Trailing 29-21 at halftime, the Huskers exploded out of the locker room, hitting 6-of-8 3-pointers in the first seven minutes to take a 43-37 lead. The 22-8 run included three consecutive treys on NU's first three possessions of the second half from Richardson, Jeter and Walker. Richardson scored 10 of his game-high 18 points in the first 10 minutes of the second half. He shot 6-of-12 from the floor, including a career-best 4-of-10 from long range in addition to three rebounds to help the Huskers improve to 6-2 with their fourth straight win. Jeter turned in an all-around strong performance with 12 points, six assists and six rebounds. The win marked Nebraska's third-straight victory over Creighton at the Devaney Center, all under head coach Doc Sadler, its longest stretch since winning 12 straight in Lincoln against the Bluejays from 1977 to 1998.

**GAME 9 VS. ALCORN STATE (NU 78, ALCORN STATE 57)**

Four Huskers scored in double figures, including a team-high 16 points from Lance Jeter, as Nebraska picked up its fifth straight win, a 78-57 victory over Alcorn State. Jeter hit 5-of-9 from the floor and had season bests in both steals (seven) and assists (six), as his seven steals were one shy of Nebraska's school record. He scored seven of his points in a 7-0 second-half spurt that gave Nebraska some breathing room after Alcorn State cut a 27-point lead to 63-48 with 5:20 remaining. Sophomores Jorge Brian Diaz (15) and Brandon Ubel (14) combined for 29 points in season-best efforts, while junior Andre Almeida added 10 points off the bench. A hot-shooting Husker team picked up where it left off against Creighton, hitting 55 percent (17-of-31) of its shots en route to a 40-17 halftime lead. The Huskers worked the ball inside to sprint out to a 10-2 lead through the first 3 ½ minutes, as Diaz scored 10 of Nebraska's first 22 points. The Braves trailed 22-14 before the Huskers ended the half on a 20-3 run, capped by a 3-pointer from senior Drake Beranek as Nebraska's 40 first-half points were a season high. Ubel, who tied his career-high with 14 points, gave the Huskers a spark out of the locker room by scoring all 10 of his second-half points in the first 6 ½ minutes. That lifted the Huskers to a 56-28 lead before Alcorn State guard Marquiz Baker caught fire to score 17 of his game-high 32 points in the final 13 minutes. Baker led the Braves (0-7) to pull within 63-48, before Jeter single-handedly stopped the run as he scored seven points in a 43-second span, capped by a steal and layup to put NU up 70-48 with 4:27 left.

**GAME 10 VS. TCU (NU 70, TCU 56)**

Toney McCray had a season-high 15 points off the bench, including four 3-pointers, as Nebraska downed TCU, 70-56. McCray posted his first career double-double with 15 points, on 4-of-6 shooting, and a career-high 10 rebounds, as Nebraska extended its win streak to six games. The junior forward came off the bench to hit all four of his 3-point attempts, as the Huskers took control with a 13-0 second-half run, turning a one-point lead into a 59-45 lead with 6:38 remaining. McCray had 12 of his 16 points in the second half, as Nebraska shot 57.1 percent from the floor in the second half. McCray and Lance Jeter tied for team-high honors with 15 points, while sophomore Jorge Brian Diaz had 13 points and a career-high 12 boards, as Nebraska enjoyed a 38-26 advantage on the glass and held TCU to its second-lowest offensive total of the season. Jeter keyed an early run for the Huskers, as he connected on back-to-back 3-pointers as Nebraska ran off nine straight points, turning a 9-7 deficit into a 16-9 lead after a 3-point play by Jorge Brian Diaz. The Huskers, who shot 44 percent in the first half, including 5-of-9 from 3-point range, eventually made it a 26-15 lead after an Eshaunte Jones 3-pointer with 8:53 left in the half and took a 33-24 halftime lead. The Huskers' advantage would be short lived, as TCU opened the second half with a 12-0 run, taking a 36-33 lead after a 3-pointer by Garlon Green before Diaz ended the run with a short jumper. The teams would battle back and forth until McCray's 3-pointer triggered the Huskers' decisive run. Jeter and McCray combined for 11 straight points before Drake Beranek's layup pushed the lead to 59-44. TCU pulled to within 62-51 after a Sammy Yeager 3-pointer with 5:20 left, but would get no closer, as McCray's 3-pointer and a steal and a dunk by Jeter made it a 16-point lead with 3:04 remaining, ending TCU's comeback hopes.

**GAME 11 VS. EASTERN WASHINGTON (NU 72, EWU 39)**

Brian Jorge Diaz led 11 Huskers in the scoring column with a game-high 14 points as Nebraska held Eastern Washington to 21 percent shooting from the field in a 72-43 win. With the victory, the Huskers won their seventh straight game, matching NU's longest winning streak of the Big 12 era. Diaz finished in double figures for the sixth time this season and scored 12 of his 14 points in the first half on 5-of-6 shooting, as he led the Huskers to a 33-22 halftime lead. Nebraska shot 50 percent for the game (28-of-56), including 54 percent shooting (15-of-28) in the second half. Eastern Washington struggled offensively against NU's defense and connected on just 12-of-57 attempts from the field for a season-low 21 percent shooting. Saturday was a night of firsts for the Huskers, as senior transfer Drake Beranek earned his first career start, while sophomore center Christopher Niemann made his first appearance in a Husker uniform after coming back from two ACL surgeries. Beranek had five points and three rebounds, while Niemann had a bucket with five minutes remaining to give NU a 57-36 lead. NU extended its 11-point halftime lead to 47-26 just eight minutes into second half as the Huskers held Eastern Washington without a point for five minutes. The Eagles scored just seven points in the first 13 minutes of the second half and shot just 3-of-20 during that stretch. Ray Gallegos led the burst by scoring all nine of his points in the final 20 minutes.

**GAME 12 VS. GRAMBLING STATE (NU 79, GSU 39)**

Behind a career-high 15 points from Ray Gallegos, Nebraska matched its longest winning streak since 1994-95 with a 79-39 victory over Grambling State on Dec. 21. Gallegos hit 7-of-10 from the floor and added a pair of assists and rebounds while leading the Huskers to a 53 percent shooting. He topped his previous career high of 13 against UT-Pan American last year en route to becoming the 10th different Husker to top Nebraska in scoring in 2009-10. Nebraska shined on the defense end, holding the Tigers to just 25 percent shooting, as NU held its eighth straight opponent under 60 points, marking the first time that has happened in over 60 years. The Huskers quickly separated themselves from Grambling State with a hot start in the first half. Nebraska created five turnovers in the opening five minutes to get a jump start on another outstanding defensive performance. Meanwhile, Lance Jeter had the NU offense clicking by scoring four points, grabbing two rebounds and adding an assist and steal as part of Nebraska's 16-0 run to build an early 18-3 lead. NU used efficient shot selection early on, as the Huskers hit 9-of-14 shots while holding the Tigers scoreless for nearly eight minutes. Diaz finished with 14 points and matched Gallegos with 7-of-10 shooting from the floor, as the Husker big men outscored Grambling State in the paint, 42-12. Ten different Huskers scored in the second half alone, as NU extended its 19-point halftime lead to 40 by the final buzzer. Nebraska had 12 players break into the scoring column and all 12 players that scored also pulled down at least one rebound, as NU held a commanding 48-33 advantage on the glass against the Tigers.

**GAME 13 VS. NORTH DAKOTA (NU 77, UND 46)**

Sophomores Eshaunte Jones and Brandon Ubel each produced a team-high 11 points to pace for Huskers in double figures, as Nebraska rolled to a 77-46 victory over North Dakota Monday night at the Devaney Center. The Huskers were effective on both ends of the floor in playing their first game in 13 days. Nebraska shot 55 percent from the floor, including strong efforts from Ubel, Jorge Brian Diaz and Andre Almeida. The trio combined to hit 12 of 16 shots from the floor, including a 5-of-6 effort from Diaz. Almeida and Diaz had 10 points apiece, as the Huskers held a 34-14 advantage in points from the paint. It was the fourth straight game NU shot above 50 percent. Nebraska was also solid on the perimeter, hitting seven 3-pointers, including three by Jones, while holding North Dakota (5-9) to 27.6 percent shooting overall – 24.1 percent from long range – and 46 points – 14 below their season average. Jones, who reached double figures for the second time this year, hit 4-of-7 shots from the floor in the win. The Huskers took control with a 26-8 spurt covering both halves to turn a 26-18 lead into a commanding 26-point bulge. Jones scored all eight of his first-half points in a 12-2 run to close the half with a 36-20 lead before the Huskers began the second half on a 16-6 run to stretch its lead to double up the Fighting Sioux at 52-26 with 10:25 remaining.

**GAME 14 VS. SAVANNAH STATE (NU 68, SSU 48)**

Jorge Brian Diaz scored all 13 of his points in the second half, as Nebraska picked up its 10th straight win with a 68-48 victory over Savannah State. Diaz hit 6-of-7 shots from the floor, as the Huskers used a 28-6 spurt to turn a three-point deficit into a 19-point lead midway through the second half. Nebraska hit 64 percent in the second half and 55.6 on the night for its fifth straight game shooting 50 percent or better. The Huskers placed 12 players in the scoring column, including nine off the bench by Kamyron Brown and eight from Andre Almeida, as the Huskers bench outscored Savannah State's 40-16. Nebraska blocked a season-high nine shots, including five from Almeida, and held Savannah State to just 30.4 percent shooting, including 5-of-26 from 3-point range. The Huskers held SSU without a field goal for a span of 7:27, including the final 4:46 of the first half. The win marked Nebraska's 10th straight win, the longest win streak since 1994-95 and extended the Huskers home win streak in non-conference games to 24.

**GAME 15 VS. IOWA STATE (NU 63, IOWA STATE 62)**

Lance Jeter's free throw with 0.4 seconds remaining lifted Nebraska to a 63-62 win over Iowa State in the Big 12 opener for both teams. Jeter combined with Ray Gallegos to steal the ball from ISU's Dante Garrett before Jeter drove the length of the court and was fouled as time expired. The officiating crew ruled that he was fouled with 0.4 seconds remaining and Jeter hit the second attempt to give the Huskers a one-point lead. Toney McCray then deflected ISU's inbounds pass, preserving the Huskers' 11th straight win. Nebraska trailed 62-58 with 3:40 remaining, but the Huskers held ISU scoreless the rest of the way and NU connected on 5-of-8 from the line to earn the win. Jeter produced an all-around solid effort with 10 points, seven assists, six rebounds and five steals, as the senior scored seven of his 10 points in the second half. Jeter scored six points in an 8-2 Husker spurt after ISU erased a 12-point second half deficit to take a 47-45 lead. Caleb Walker finished with a team-high 13 points, including 11 in the first half, as the Huskers raced out to an early 12-4 lead and led 39-29 at the break. Toney McCray added 12 points and four rebounds, as the Huskers overcame 37 percent shooting by turning over the ball just eight times. Garrett scored a game-high 18 points for Iowa State, which saw its seven-game win streak snapped.

**GAME 16 AT NO. 15 MISSOURI (MISSOURI 77, NU 69)**

Toney McCray had a season-high 17 points, but a hot start by Missouri's Marcus Denmon keyed the No. 15 Tigers' to a 77-69 win. The Huskers spotted Missouri the first eight points of the night and were forced to play catch up the rest of the evening. Denmon scored eight of the Tigers' first 10 points on his way to matching his career high with a 27-point effort. He connected on 5-of-7 from 3-point range and helped the Tigers build a 13-point first half lead before Nebraska regrouped. McCray led a Husker comeback, scoring 10 of his 17 points in the second half, as Nebraska pulled within 44-41 with 15:51 remaining and stayed within striking distance until the final 30 seconds. Trailing 72-61, McCray scored five straight points for the Huskers, who eventually whittled the lead to 73-69 after Kamyron Brown's three-point play with 31 seconds left. That would be as close as Nebraska would get in the waning seconds, as Denmon and Kim English each converted a pair of free throws to end the Huskers' bid for a 12th straight win. Caleb Walker had 12 points, including a pair of 3-pointers, while Lance Jeter added nine points and five assists before fouling out with 1:02 remaining. Ricardo Ratliffe and Laurence Bowers joined Denmon in double figures with 12 points apiece for the Tigers.

**GAME 17 AT NO. 3 KANSAS (KU 63, NU 60)**

Nebraska pushed No. 3 Kansas for 40 minutes, but the Jayhawks extended their home win streak to 69 games with a 63-60 victory at Allen Fieldhouse on Jan. 15. The Huskers led 30-25 at the half and eventually built a 10-point second-half lead before Kansas used a 15-4 run to erase Nebraska's lead midway through the half. The Huskers then cut Kansas' six-point lead to 62-60 and had an opportunity to send the game into overtime on the final possession, but Caleb Walker's 3-pointer bounced off the rim. Lance Jeter led NU with 13 points and six assists, while Andre Almeida totaled 10 points and a career-high seven rebounds in 21 minutes. Almeida led a strong effort on the boards that saw the Huskers out-rebound the Jayhawks, 43-32. Jeter and Jorge Brian Diaz keyed a 10-1 first-half run to help Nebraska take a 28-20 lead. NU held Kansas to just 33 percent shooting in the half, as the Jayhawks trailed at intermission for the first time this season. Toney McCray then scored six of his nine points in the opening four minutes of the half, as his second 3-pointer gave the Huskers its largest cushion at 38-28. After the Jayhawks run, the teams battled and Nebraska trailed 58-52 before Eshaunte Jones converted a rare 4-point play to bring NU within 58-56 with 2:36 left. The teams traded points before Tyrel Reed's free throw with 10 seconds left gave Kansas a three-point lead and gave the Huskers a chance to send the game to overtime. Reed and Marcus Morris led all players with 16 points apiece for the Jayhawks.

**GAME 18 VS. COLORADO (NU 79, COLORADO 67)**

Toney McCray tied his career high with 18 points, and Nebraska played one of its best second halves of the season, stopping Colorado's seven-game win streak in a 79-67 win on Jan. 18. McCray scored five of his points in a 13-2 run, as the Huskers broke open a tight battle into an 11-point lead. The junior hit 8-of-14 shots from the floor and grabbed eight rebounds in helping to hand Colorado its first Big 12 loss. Nebraska, which placed four players in double figures, shot 64 percent in the second half and 56 percent on the day to win their 13th straight home game. Jorge Brian Diaz hit 7-of-8 shots for 14 points while Lance Jeter totaled 10 points, a season-high nine assists and added six rebounds. Drake Beranek was the fourth Husker in double figures, chipping in 10 points off the bench. The Huskers eventually built a 17-point lead in the second half before Alec Burks led a late Colorado comeback. He scored seven straight points to cut a 63-47 lead to nine points and his two free throws with 2:25 left made it an eight-point deficit at 67-59. That would be as close as Colorado would get, as baskets by Brandon Richardson, McCray and Jeter pushed the lead back to 14 and ended the Buffaloes comeback bid. . The Huskers hit all six of their free throw attempts in the final 1:18 to maintain the double-digit margin, finishing the night 15-of-18 from the charity stripe. Burks led all scorers with 22 points, but was just 7-of-17 from the floor.

**GAME 19 AT TEXAS TECH (TEXAS TECH 72, NU 71)**

Brandon Richardson scored a team-high 20 points, but a tip-in by Texas Tech's D'walyne Roberts with 3.8 seconds left lifted the Red Raiders to a 72-71 win over Nebraska. The Huskers led 71-70 after Richardson converted all three free throws after he was fouled attempting a 3-pointer with 11 seconds left. Texas Tech got the ball to Mike Singletary in the lane, but he missed a contested drive, but Roberts got the carom and converted to give Texas Tech a one-point lead. The Huskers had a chance to get one final attempt, but the ball was deflected out of bounds with 0.4 seconds. NU set up for a final shot, but was unable to get an attempt before the buzzer. John Roberson led Texas Tech with 25 points, including seven 3-pointers, in a closely contested game that featured 14 lead changes and eight ties. Singletary added 14 points, as Texas Tech shot 51.9 percent from the floor, the highest percentage against the Huskers all season and out-rebounded Nebraska, 36-25. Richardson had a career-high 20 points for the Huskers in the loss, hitting 5-of-6 shots from the floor and all eight free throws, while Lance Jeter had a season-best 19 points on 7-of-10 shooting. Nebraska was down by as many as eight points in the second half before Lance Jeter led a 15-4 surge that tied the score at 57 on a Jeter basket before Toney McCray's 3-pointer gave the Huskers a 62-57 lead. The advantage was short lived, as Singletary scored seven of his 14 points in a 10-0 spurt and Tech took a 67-62 lead after Roberson's seventh 3-pointer of the game.

**GAME 20 VS. NO. 13/11 TEXAS A&M (NU 57, TEXAS A&M 48)**

Lance Jeter and Brandon Richardson combined for 18 of Nebraska's 33 second-half points as the Huskers overcame a seven-point halftime upset No. 13 Texas A&M, 57-48, on Jan. 29. The Huskers trailed by as many as eight points in the second half and were down 42-39 before Jeter and Richardson combined for eight points on a 10-1 Husker run which gave Nebraska the lead for good. Jeter and Richardson finished with 10 points apiece, while Jorge Brian Diaz totaled a game-high 16 points and five rebounds to place three players in double figures. Texas A&M eventually closed to within 51-48, but Eshaunte Jones gave Nebraska breathing room with his 3-pointer with 70 seconds remaining before Nebraska salted away the game at the free throw line. Nebraska won the game at the defensive end, holding the Aggies to just 39 percent shooting on the day and three field goals over the final 9:55, as Texas A&M's 48 points were a season low. The win over the 13th ranked Aggies marked the Huskers' highest-ranked win under Doc Sadler and the highest-ranked opponent Nebraska knocked off since 2006.

**GAME 21 AT KANSAS STATE (KANSAS STATE 69, NU 53)**

Jacob Pullen scored a game-high 18 points while Kansas State converted 22 Husker turnovers into 21 points, as the Wildcats topped Nebraska, 69-53, on Feb. 2. Pullen was one of three Kansas State players who finished in double figures, as Curtis Kelly had 16 points while Rodney McGruder added 10 as the Wildcats used an early surge to build an early lead and were in control most of the evening. Lance Jeter led Nebraska with 16 points and four assists, but the Huskers were unable to get untracked. NU committed 13 turnovers and shot just 37 percent in the first half, as Kansas State held the Huskers to just 17 first-half points in building a 14-point halftime lead. Nebraska's 22 turnovers was a season high, as the Huskers averaged just 11.8 turnovers in Big 12 play entering the contest and had just eight turnovers in their last contest. Nebraska led 4-3, but Kansas State used an early 10-2 run, including 3-pointers from Jamar Samuels and McGruder, to take a 13-6 lead with 14:14 left in the first half. The Huskers fought back, as two Caleb Walker free throws and a Drake Beranek jumper made it 13-10, but the Huskers went cold offensively, hitting two field goals over the next 10:35, as Kelly's six points led a 17-4 spurt to build the Wildcat lead to 30-14 after a Pullen basket. The Huskers trailed 34-17 early in the second half, but a 3-point play from Jeter and a Diaz basket quickly pulled Nebraska within 12 with 18:14 left. The Huskers stayed within striking distance for the next seven minutes, pulling within 11 on two occasions, but the Wildcats converted on 18 of 21 free throws in the second half to keep Nebraska at bay.