



2008-09 BAYLOR BASKETBALL

GAME DAY NOTEBOOK

BAYLOR MEN'S BASKETBALL MEDIA RELATIONS

Chris Yandle [Primary Contact]

Assistant Media Relations Director

Cell: (254) 652-9068

E-mail: christopher_yandle@baylor.edu

Jon Brown [Secondary Contact]

Assistant Media Relations Director

Cell: (254) 644-3458

E-mail: jonathan_brown@baylor.edu

AMR Office: (254) 710-2743

Courtside: (254) 710-3955

Fax: (254) 710-1369

www.BaylorBears.com

BAYLOR SCHEDULE/RESULTS

November

8	TARLETON STATE (Exhibition)	[W] 76-44
15	PAUL QUINN	[W] 108-50
18	CENTENARY (ESPN) <i>ESPN's College Hoops Tip-Off Marathon</i>	[W] 90-55
22	SOUTHERN	[W] 85-43
24	JACKSONVILLE	[W] 76-68
27	vs. Providence (ESPN2) <i>76 Classic (Anaheim, Calif.)</i>	[W] 72-56
28	vs. [14/14] Arizona State (ESPN2) <i>76 Classic (Anaheim, Calif.)</i>	[W] 87-78
30	vs. [19/24] Wake Forest (ESPN2) <i>76 Classic (Anaheim, Calif.)</i>	[L] 74-87

December

6	at Washington State (FSN) <i>Big 12/Pac 10 Hardwood Series</i>	[W] 58-52
13	PRAIRIE VIEW A&M (FSNSW)	[W] 90-63
20	TEXAS-ARLINGTON	[W] 79-76
22	HARTFORD (FSNSW)	[W] 74-59
29	PORTLAND STATE	[W] 79-66
31	JACKSON STATE (FSNSW)	[W] 113-78

January

2	SOUTH CAROLINA (FSNSW)	[L] 84-85
10	• TEXAS TECH (Big 12)	[W] 73-61
14	• at Texas A&M (ESPN2)	[L] 73-84
17	• OKLAHOMA STATE (Big 12)	[W] 98-92 (ot)
21	• at Kansas State (ESPN2)	[W] 83-65
24	• at [6/5] Oklahoma (ESPNU)	[L] 76-95
27	• [11/12] TEXAS (Big 12)	[L] 72-78
31	• at Missouri (Big 12)	[L] 72-89

February

2	• [21/24] KANSAS (ESPN)	[L] 65-75
7	• at Texas Tech (ESPNU)	[L] 76-83
11	• [2/2] OKLAHOMA (ESPN2)	[L] 63-78
14	• TEXAS A&M (FSNSW)	[W] 72-68
21	• at Oklahoma State (Big 12)	[L] 74-84
24	• at Iowa State (Big 12)	[L] 62-71
28	• COLORADO (Big 12)	[W] 75-57

March

2	• at Texas (ESPN)	[L] 57-73
7	• NEBRASKA (Big 12)	[L] 62-66
11-14	at Phillips 66 Big 12 Men's Championship	
11	vs. No. 8 Nebraska (Big 12) <i>Phillips 66 Big 12 Men's Championship</i>	11:30 a.m.

All dates and times are Central and subject to change.
Home games in **BOLD CAPS** played at Ferrell Center
• Big 12 Conference game
(Televised Games)



SEED 9

BAYLOR
BEARS

2008-09 Record: 17-13
Big 12 Record: 5-11
Ranking (AP/ESPN): NR/NR
Last Game: L, 62-66 to Nebraska
Head Coach: Scott Drew
Career Record: 94-104 (7th season)
Record at BU: 74-93 (6th season)
vs. Nebraska: 2-4



SEED 8

NEBRASKA
CORNHUSKERS

2008-09 Record: 18-11
Big 12 Record: 8-8
Ranking (AP/ESPN): NR/NR
Last Game: W, 66-62 at Baylor
Head Coach: Doc Sadler
Career Record: 223-95 (10th season)
Record at NU: 55-38 (3rd season)
vs. Baylor: 1-2

GAME RESET

- **Date:** Wednesday, March 11, 2009
- **Tip-Off:** 11:30 a.m. CT
- **Location:** Oklahoma City, Okla.
- **Arena:** Ford Center (18,878)
- **Television:** Big 12 Network (rebranded ESPN Plus)
Also available on ESPN Full Court
- **Talent:** Mitch Holthus (pxp), Stephen Howard (color)
- **Radio:** Baylor ISP Sports Network
 ESPN/KRZI 1660 AM (Waco)/Sirius Satellite (Ch. 161)
 BaylorBears.com
- **Talent:** John Morris (pxp), Pat Nunley (color)
- **Live Stats:** BaylorBears.com and Big12Sports.com
- **Web Stream:** ESPN360.com and BaylorBears.com
 (live audio)
- **Series:** Nebraska leads 12-7

PHILLIPS 66 BIG 12 CHAMPIONSHIP STORY LINES

- After a disappointing 5-11 mark in the Big 12 regular season, Baylor turns its focus to winning a Big 12 tournament title when the ninth-seeded Bears face the eighth-seeded Nebraska Cornhuskers in first game of the 2009 Phillips 66 Big 12 Championships Wednesday in Oklahoma City.
- Baylor is 5-11 all-time in the Big 12 Championship (1- 4 under **Scott Drew**).
- Baylor is 3-10 as the lower seed (last win as a lower seed was 2007 when the No. 11 Bears upset No. 6 Missouri, 97-83).
- Baylor is 1-2 as the No. 9 seed (upset No. 8 Nebraska in 2000 before losing to No. 1 Iowa State).
- Wednesday will mark the second time in the Big 12 era that Baylor plays the same opponent to end the regular season and open the conference tournament (Texas Tech, 2003).
- Baylor has advanced to the second round of the Big 12 Championship only four times — 1998, 2000, 2001 and 2007.
- Seniors **Curtis Jerrells** (3,626), **Kevin Rogers** (3,118) and **Henry Dugat** (3,000) are the first teammate trio in Baylor history to each amass 3,000 or more career minutes played.
- **Curtis Jerrells** moved into fifth place on Baylor's all-time scoring list on March 7 vs. Nebraska, passing **Aundre Branch** (1,666). Jerrells currently has 1,672 points and is five points shy of tying **Darryl Middleton** (1,677) for fourth all-time.
- Four of the top seven 3-point shooters in Baylor history are on the current 2008-09 Bears roster. The quartet of **Curtis Jerrells** (199), **Tweety Carter** (177), **Henry Dugat** (154) and **LaceDarius Dunn** (153) rank fourth, fifth, sixth and seventh, respectively, on the school's career list.
- **LaceDarius Dunn** is 14-for-58 from 3-point range in his last eight games (24.1 percent) — Baylor is 2-9 over that stretch.
- Junior **Tweety Carter** has made at least one 3-point field goal in 18 consecutive games — tied for the sixth-longest streak in BU history.



BAYLOR'S PROJECTED STARTING LINEUP

No	Name	Pos	Ht	Wt	Cl-Exp	PPG	RPG	APG	Notes
23	Kevin Rogers	F	6-9	250	Sr-3L	12.1	7.4	0.9*	10th all-time in scoring at Baylor (1,242)
50	Josh Lomers	C	7-0	280	Jr.-2L	2.8	1.4	0.2*	Averaging 8.9 minutes in 14 Big 12 games
24	LaceDarius Dunn	G	6-4	196	So.-1L	15.1	4.3	0.4	14-of-58 3FG last 10 games (BU 2-9)
0	Curtis Jerrells	G	6-1	205	Sr-3L	16.2	4.7	4.9	5th all-time in scoring at Baylor (1,672)
45	Tweety Carter	G	5-11	185	Jr.-2L	11.4	2.7	3.0	3FG in 18 consecutive games

Top Reserves

4	Quincy Acy	F	6-7	205	Fr.-HS	6.1	4.0	1.1	Averaging 4.3 pts in last 10 games
5	Henry Dugat	G	6-0	173	Sr-3L	10.4	3.3	2.3	17.8 3FG pct in Big 12 play (8-of-45)
15	Mamadou Diene	C	7-1	255	Sr-3L	1.7	1.5	0.7*	87 of 137 career blocks in 56 Big 12 games
41	Anthony Jones	F	6-10	196	Fr.-HS	3.3	1.7	0.7*	Averaging 15.2 minutes in last 5 games

*blocks per game



HEAD COACH SCOTT DREW

Sixth season at Baylor quick facts

Born	Oct. 23, 1970 (Kansas City, Mo.)
Education	Butler, 1993 - B.A. Valparaiso, 1994 - M.A.
Experience	Valparaiso assistant coach, 1993-2001 Valparaiso associate head coach, 2001-02 Valparaiso head coach, 2002-03 Baylor head coach, 2003-present

Career Highlights

- 1 NCAA Tournament appearance as head coach
- 1 NCAA Sweet 16 appearance as assistant coach
- 6 NCAA Tournament appearances as assistant coach
- 1 NIT appearance as head coach
- 7 conference titles as assistant coach
- 7 conference tournament titles as assistant coach
- 10 20-plus-win seasons (2 as head coach)

Head Coaching Year-by-Year Record

VALPARAISO [2002-03]			
2002-03	20-11	NIT, first round	
1 year	20-11 (.645)		
BAYLOR [2003-present]			
2003-04	8-21		
2004-05	9-19		
2005-06	4-13		
2006-07	15-16		
2007-08	21-11	NCAA, first round	
2008-09	17-13		
6 years	74-93 (.443)		

Drew vs. 2008-09 Opponents

Opponent	Career W-L	Baylor W-L	Valpo W-L
Arizona State	1-0	1-0	—
Centenary	3-0	3-0	—
Charlotte	1-0	—	1-0
Colorado	4-4	4-4	—
Hartford	1-0	—	—
Iowa State	3-4	3-4	—
Jackson State	2-0	2-0	—
Jacksonville	1-0	1-0	—
Kansas	0-6	0-6	—
Kansas State	3-3	3-3	—
Missouri	3-5	3-4	0-1
Nebraska	2-4	2-4	—
Oklahoma	0-12	0-12	—
Oklahoma State	3-9	3-9	—
Paul Quinn	1-0	1-0	—
Portland State	1-0	1-0	—
Prairie View A&M	4-0	4-0	—
Providence	1-0	1-0	—
South Carolina	1-2	1-2	—
Southern (La.)	3-0	3-0	—
Texas	0-13	0-13	—
Texas A&M	4-8	4-8	—
Texas Tech	5-7	5-7	—
UT Arlington	1-0	1-0	—
Wake Forest	0-1	0-1	—
Washington State	1-1	1-1	—
TOTAL	94-104	74-93	20-11

BAYLOR MEN'S BASKETBALL WEEKLY MEDIA PLANNER [WEEK 19: PHILLIPS 66 BIG 12 MEN'S CHAMPIONSHIP]

All practices are closed. For more information on covering Baylor men's basketball, please contact Assistant MRD Chris Yandle.

SUNDAY March 8	MONDAY March 9	TUESDAY March 10	WEDNESDAY March 11	THURSDAY March 12	FRIDAY March 13	SATURDAY March 14
NO INTERVIEWS	Big 12 Teleconference 10:30 a.m. Depart for OKC	Practice 12 p.m.-12:40 p.m. Interviews (after practice)	Game 31 [9] Baylor vs. [8] Nebraska 11:30 a.m. Ford Center	Phillips 66 Big 12 Championship Second Round BU/NU Winner vs. [1] Kansas 11:30 a.m.	Phillips 66 Big 12 Championship Semifinals TBA	Phillips 66 Big 12 Championship Finals TBA

SERIES HISTORY

- Nebraska won for the second time in three trips to Waco, following a 66-62 win over Baylor in the regular season finale on March 7. Nebraska lead the series 12-7.
- Baylor leads the series 2-1 at neutral sites (1-1 in Big 12 Championship).
- Baylor has been held to less than 70 points in 15 of the 19 series meetings — the Bears have reached the 70-point plateau only once in six games under head coach **Scott Drew**.

NEBRASKA SCOUTING REPORT

- Nebraska closed the regular season with back-to-back wins, including a 66-62 win over the Baylor Bears on March 7 in Waco.
- The Huskers, which are 5-4 in their last nine games, are led by leading scorer **Ade Dagunduro**, who is averaging 12.7 points in 29 games. In addition to leading the team in rebounding (4.3), Dagunduro is also Nebraska's best shooter at 53.4 percent from the floor. **Paul Velander** is the Huskers' best long-distance threat at 42.0 percent from 3-point range (58-of-138).
- As a team, the Huskers have only 51 blocked shots in 29 games — Baylor had 49 in Big 12 play. Two Bears have more blocks than Nebraska's leading shot blocker, **Toney McCray** (17) — **Quincy Acy** (32) and **Kevin Rogers** (27).

LAST TIME OUT - NEBRASKA 66, BAYLOR 62

- Toney McCray scored 18 points and Nebraska took advantage of Baylor turnovers late in the game for a 66-62 win in the regular season finale.
- Ade Dagunduro had 11 points for Nebraska.
- **LaceDarius Dunn** led the Bears with a team-high 16 points on 5-of-10 shooting, while **Curtis Jerrells** added 14 points and six rebounds. Forward **Kevin Rogers** added 10 points before fouling out in the second half.
- The Bears committed three turnovers in the final two minutes, resulting in six Nebraska points.
- **Josh Lomers** mishandled a pass under the basket with 1:59 to play and Nebraska converted that into a three-point play by McCray for a 53-49 lead.
- After a Jerrells turnover with 1:09 left, Dagunduro made one of two free throws. Dunn's miscue with 54 seconds to play turned into two more free throws by Dagunduro for a 58-52 NU lead.
- Nebraska made 12 of 13 free throws in the final 1:55.

A BAYLOR WIN OVER NEBRASKA WEDNESDAY...

- If ninth-seeded Baylor defeats Nebraska in the first round of the Phillips 66 Big 12 Men's Championship Wednesday, the Bears will face top-seeded Kansas Thursday at 11:30 a.m. on ESPN2.
- Earlier this season, Kansas built upon a two-point halftime lead to upend the Bears, 75-65, at the Ferrell Center on ESPN's Big Monday (Feb. 2). It was the first ESPN Big Monday game at the Ferrell Center since 2001 when the Bears defeated then-No. 6 Kansas.
- Baylor has advanced to the second round of the Big 12 Championship only four times — 1998, 2000, 2001 (advanced to semifinals) and 2007.
- Baylor is 1-14 all-time vs. Kansas and 0-6 under head coach **Scott Drew**.
- If Baylor and Kansas met in the second round, it would be the first time the schools would meet in Big 12 Championship history.

POSTSEASON ASPIRATIONS

- Despite a 17-13 overall record this season, Baylor is on the verge of advancing to a postseason tournament for the second-straight season. It would mark only the second time in Baylor's 103-season history that the Bears make back-to-back postseason appearances.
- Last season, the Bears advanced to the NCAA Tournament for the first time since 1988.
- Baylor last made back-to-back postseason appearances in the 1986-87 and 1987-88 seasons. The Bears posted an 18-13 record in 1986-87 en route to a NIT appearance (Baylor lost to UALR in the NIT first round). The following season, Baylor advanced to the NCAA Tournament for the first time nearly 40 years (Baylor lost to Memphis in the NCAA first round).

NEBRASKA QUICK FACTS

Location: Lincoln, Neb.
Founded: 1869
Enrollment: 22,000
Nickname: Cornhuskers (Huskers)
Colors: Scarlet & Cream
Affiliation: NCAA Division I
Conference: Big 12
Arena: Bob Devaney Sports Center
Capacity: 13,595
Chancellor: Harvey S. Perlman
Athletics Director: Tom Osborne
Web Site: Huskers.com

STATISTICAL COMPARISON

	N	BU
Scoring	64.8	77.4
Scoring Defense	59.4	71.2
Scoring Margin	+5.3	+6.2
Field Goals - Made	648	792
Field Goals - Attempted	1460	1722
Field Goal Pct	44.4	46.0
Field Goal Pct Defense	42.5	43.6
3-Pt Field Goals - Made	194	248
3-Pt Field Goals - Attempted	523	686
3-Pt Field Goal Pct	37.1	36.2
3-Pt Field Goal Pct Defense	33.1	34.6
Free Throws - Made	389	490
Free Throws - Attempted	562	692
Free Throw Pct	69.2	70.8
Total Rebounds	819	1038
Offensive Rebounds	213	327
Defensive Rebounds	606	711
Rebounds per game	28.2	34.6
Rebounding Margin	-5.6	-0.7
Assists	386	364
Assists per game	13.3	12.1
Turnovers	338	388
Turnovers per game	11.7	12.9
Turnover margin	+5.5	+1.6
Assist/Turnover Ratio	1.1	0.9
Steals	243	215
Steals per game	8.4	7.2
Blocks	51	119
Blocks per game	1.8	4.0

2008-09 BAYLOR NUMERICAL TRAVEL ROSTER

No	Name	Pos	Ht	Wt	Cl-Exp	Hometown/High School (Previous School)
0	Curtis Jerrells	G	6-1	201	Sr.-3L	Austin, Texas/Del Valle
1	Kendall Wright	G	6-0	180	Fr.-HS	Pittsburg, Texas/Pittsburg
3	Fred Ellis	F	6-6	210	Fr.-RS	Sacramento, Calif./Sacramento
4	Quincy Acy	F	6-7	215	Fr.-HS	Mesquite, Texas/Horn
5	Henry Dugat	G	6-0	177	Sr.-3L	Dayton, Texas/Dayton
15	Mamadou Diene	C	7-1	246	Sr.-3L	Yeumbeul, Senegal/Jean de la Fontaine
23	Kevin Rogers	F	6-9	250	Sr.-3L	Dallas, Texas/South Oak Cliff
24	LaceDarius Dunn	G	6-4	201	So.-1L	Monroe, La./Excelsior Christian School
41	Anthony Jones	F	6-10	196	Fr.-HS	Houston, Texas/Yates
45	Tweety Carter	G	5-11	185	Jr.-2L	Reserve, La./Reserve Christian School
50	Josh Lomers	C	7-0	280	Jr.-2L	Boerne, Texas/Boerne

BASKETBALL STAFF

Head Coach: Scott Drew (Butler, 1993)

Assistant Coach: Matthew Driscoll (Slippery Rock, 1992)

Assistant Coach: Mark Morefield (Valparaiso, 1998)

Assistant Coach: Jerome Tang (Charter Oak State, 2007)

Director of Basketball Operations: Stephen Brough (Miami [Ohio], 1996)

Coordinator of Basketball Operations: Paul Mills (Texas A&M, 1996)

Director of Player Development: Dwon Clifton (UNC Greensboro, 2005)

PRONUNCIATION GUIDE

Mamadou	MAH-mah-doo
Diene	jee-EHN /like "G-N"/
Henry Dugat	DOO-got
LaceDarius Dunn	lace-DARE-ee-us
Curtis Jerrells	JEHR-els
Josh Lomers	LOH-muhrs

JERRELLS, DUNN, ROGERS NAMED ALL-BIG 12

- Senior **Curtis Jerrells** was named to the 2008-09 Phillips 66 All-Big 12 Third Team, while **LaceDarius Dunn** and **Kevin Rogers** earned honorable mention honors Sunday, March 8.
- Jerrells earned his second All-Big 12 honor and Baylor's second third-team selection in the Big 12 era (Lawrence Roberts, 2003). Last season, Jerrells earned Baylor's second first-team selection of the Big 12 era. The Austin native finished the regular season as the team leader in scoring and assists. In Baylor's 66-62 loss to Nebraska on March 7, Jerrells moved into fifth place on Baylor's career scoring list with 1,672 points.
- In addition to being named All-Big 12 Honorable Mention, Dunn was one of two players to earn the Big 12 Sixth Man Award (Matt Lawrence, Missouri). It marks the first time in conference history that the honor is shared and it is also the program's first Big 12 Sixth Man Award.
- Rogers was named All-Big 12 Honorable Mention by the league's coaches for the second-straight season. The senior from Dallas currently ranks 10th all-time at Baylor with 1,242 career points and is one of seven players in program history with 1,000 points and 700 rebounds. Rogers ranks sixth overall in the Big 12 with 7.4 rebounds per game and eighth in conference-only games (7.4).
- Dunn and Quincy Acy were also named to the All-Reserve and All-Freshman Teams, respectively, by a group of media who regularly cover the Big 12. Acy finished the regular season sixth on the team in scoring with 6.1 points per game, while leading the team in blocked shots (32) and blocked shots per game (1.07). Acy currently ranks sixth in the Big 12 with 1.07 blocked shots per game.

CJ IN BAYLOR'S TOP 5

- Entering the Phillips 66 Big 12 Men's Championship Wednesday, senior **Curtis Jerrells** ranks in the top five of 11 major offensive categories. Jerrells is the Baylor career leader in both **games started** (110) and **minutes played** (3,626).
- Jerrells is also third in **3-point field goals attempted** (556) and **assists** (442); fourth in **field goals attempted** (1,285), **3-point field goals made** (199); and fifth in **scoring** (1,672), **30-point games** (four), **free throws made** (371) and **steals** (144).
- Jerrells also ranks sixth all-time at Baylor in **field goals made** (551) and **free throws attempted** (506).
- He also ranks seventh all-time at BU in **assists per game** (4.02).

BAYLOR'S 3,000 TRIO

- Seniors **Curtis Jerrells** (3,626), **Kevin Rogers** (3,118) and **Henry Dugat** (3,000) are the first teammate trio in Baylor history to each amass 3,000 or more career minutes played.
- Dugat played 34 minutes vs. Nebraska on March 7, becoming only the seventh player in school history to play 3,000 or more career minutes.
- In Baylor's loss to No. 2 Oklahoma on Feb. 11, Jerrells became the school's all-time leader in minutes played, surpassing current Los Angeles Clippers center **Brian Skinners** (3,399).

THE 1,700 CLUB

- Senior **Curtis Jerrells** moved into fifth place on Baylor's all-time scoring list on March 7 vs. Nebraska, passing **Aundre Branch** (1,666). Jerrells currently has 1,672 points and is five points shy of tying **Darryl Middleton** (1,677) for fourth place all-time.
- Jerrells is 30 points shy of tying **Brian Skinner** (1,702) for third place all-time. **Terry Teagle** (2,189), **Michael Williams** (1,854) and Skinner are the only three members of Baylor's 1,700-point club.

THREE DOWN, TWO TO GO

- Baylor currently has three active members in its 1,000-point club — **Curtis Jerrells** (1,672), **Kevin Rogers** (1,242) and **Henry Dugat** (1,174). Rogers and Dugat joined the club earlier this season.
- Junior **Tweety Carter** (883) and sophomore **LaceDarius Dunn** (874) are closing in on becoming the newest 1,000-point club members. Carter and Dunn would become the 23rd and 24th players in Baylor history to eclipse 1,000 career points.

THE BEST 3-POINT SHOOTING TEAM IN BU HISTORY?

- Four of the top seven 3-point shooters in Baylor history are on the current 2008-09 Bears roster. The quartet of **Curtis Jerrells** (199), **Tweety Carter** (177), **Henry Dugat** (154) and **LaceDarius Dunn** (153) rank fourth, fifth, sixth and seventh, respectively, on the school's career list.
- With Jerrells' next 3-pointer, he will become only the fourth player in school history with 200 or more career triples.
- The foursome has combined for 683 triples in three-plus season — accounting for an impressive 75.1 percent of Baylor's 909 3-point field goals.**



BIG 12 MEN'S BASKETBALL STANDINGS

(entering PHILLIPS 66 BIG 12 MEN'S CHAMPIONSHIP)

	Big 12	Pct	All	Pct
[1] Kansas	14-2	.875	25-6	.806
[2] Oklahoma	13-3	.812	27-4	.871
[3] Missouri	12-4	.750	25-6	.806
[4] Kansas State	9-7	.562	21-10	.677
[5] Texas	9-7	.562	20-10	.667
[6] Texas A&M	9-7	.562	23-8	.742
[7] Oklahoma State	9-7	.562	20-10	.667
[8] Nebraska	8-8	.500	18-11	.621
[9] BAYLOR	5-11	.312	17-13	.567
[10] Iowa State	4-12	.250	15-16	.484
[11] Texas Tech	3-13	.188	13-18	.419
[12] Colorado	1-15	.062	9-21	.300

BIG 12 COACHES TELECONFERENCE

The Big 12 weekly coaches teleconferences will be held: Mondays [March 9, 16]. Contact Chris Yandle (254-710-3638) or Rob Carolla (469-524-1011) for dialing information.

Time	Coach
10:00 - 10:10 a.m.	Bill Self, Kansas
10:10 - 10:20 a.m.	Mark Turgeon, Texas A&M
10:20 - 10:30 a.m.	Travis Ford, Oklahoma State
10:30 - 10:40 a.m.	SCOTT DREW, BAYLOR
10:40 - 10:50 a.m.	Mike Anderson, Missouri
10:50 - 11:00 a.m.	Pat Knight, Texas Tech
11:00 - 11:10 a.m.	Jeff Bzdelik, Colorado
11:10 - 11:20 a.m.	Frank Martin, Kansas State
11:20 - 11:30 a.m.	Jeff Capel, Oklahoma
11:30 - 11:40 a.m.	Doc Sadler, Nebraska
11:40 - 11:50 a.m.	Rick Barnes, Texas
11:50 - Noon	Greg McDermott, Iowa State

Replays & Internet Audio

- A live audio stream of the teleconference can be heard at www.big12sports.com
- A replay of the teleconference will be available. Please contact the Big 12 communications staff for the call-in and replay phone numbers.

MEDIA SERVICES

INTERVIEWS

Head coach Scott Drew and Baylor players are available for interviews in person or by telephone on Mondays and Thursdays from 2:30-3:10 p.m., upon 24 hours advance notice. All interviews with Baylor student-athletes must be coordinated through the Athletic Media Relations Office (254-710-2743).

PRACTICE

Baylor's practices are closed to the media.

POSTGAME INTERVIEWS

The BU locker room is closed to the media following games. Coach Drew and players will be available for interviews in the Ferrell Center Media Room following the NCAA 10-minute cooling off period.

BAYLOR BIG 12 CHAMPIONSHIP RECORDS

INDIVIDUAL [SINGLE GAME]

Minutes: 43, twice;
DeMarcus Minor vs. Colorado (3/8/01),
Curtis Jerrells vs. Colorado (3/13/08)
Points: 31, Curtis Jerrells vs. Missouri (3/8/07)
Field Goals Made: 12, twice;
Kish Lewis vs. Oklahoma State (3/4/99), Curtis Jerrells vs. MU (3/8/07)
Field Goals Att: 24, DeMarcus Minor vs. ISU (3/9/01)
Field Goal Pct [minimum 9 attempts]:
.706 (12-of-17), Curtis Jerrells vs. Missouri (3/8/07)
3-Point Field Goals Made: 6, Kenny Taylor vs. TTU (3/13/03)
3-Point Field Goals Att: 11, Kenny Taylor vs. TTU (3/13/03)
3-Point Field Goal Pct [minimum 6 attempts]:
.666 (4-of-6), Tevis Stukes vs. Nebraska (3/9/00)
Most Free Throws Made: 13, DeMarcus Minor vs. CU (3/8/01)
Most Free Throws Att: 15, DeMarcus Minor vs. Colorado (3/8/01)
Free Throw Pct [minimum 15 attempts]:
.867 (13-of-15), DeMarcus Minor vs. Colorado (3/8/01)
Rebounds 14, twice;
Kish Lewis vs. Oklahoma State (3/4/99),
Terry Black vs. Colorado (3/8/01)
Offensive Rebounds: 7, Terry Black vs. Colorado (3/8/01)
Defensive Rebounds: 9, R.T. Guinn vs. Texas Tech (3/13/03)
Assists: 7, twice;
DeMarcus Minor vs. Iowa State (3/9/01),
Wendell Greenleaf vs. Kansas State (3/7/02)
Blocked Shots: 8, John Flippen vs. Nebraska (3/9/00)
Steals: 6, Wendell Greenleaf vs. Colorado (3/8/01)
Turnovers: 7, Roscoe Biggers vs. Iowa State (3/10/05)

INDIVIDUAL [CAREER]

Games Played: 6, twice;
Wendell Greenleaf (2000-02), Jamie Kendrick (1997-2000)
Games Started: 5, twice;
Terry Black (2000-01), DeMarcus Minor (2000-01)
Minutes: 190, DeMarcus Minor (2000-01)
Minutes Per Game [minimum 2 games played]:
38.0 (5 games), DeMarcus Minor (2000-01)
Points: 99, DeMarcus Minor (2000-01)
Field Goals Made: 31, DeMarcus Minor (2000-01)
Field Goals Att: 102, DeMarcus Minor (2000-01)
Field Goal Pct [minimum 5 made/game]:
.600 (12-of-20), R.T. Guinn (2002-03)
3-Point Field Goals Made: 10, Wendell Greenleaf (2000-02)
3-Point Field Goals Att: 30, Wendell Greenleaf (2000-02)
3-Point Field Goal Pct [minimum 2 made/game]:
.545 (6-of-11), Kenny Taylor (2003),
.545 (6-of-11), Logan Kosmalski (2000-01)
Most Free Throws Made: 31, DeMarcus Minor (2000-01)
Most Free Throws Att: 38, DeMarcus Minor (2000-01)
Free Throw Percentage [minimum 2.5 made/game]:
.875 (7-of-8), Patrick Hunter (1997-98)
Rebounds 37, Terry Black vs. Colorado (2000-01)
Rebounds Per Game: 11.3 (3 games), Kish Lewis (1998-99)
Assists: 26, DeMarcus Minor (2000-01)
Assists Per Game [minimum 2 games played]:
5.2 (5 games), DeMarcus Minor (2000-01)
Blocked Shots: 12, Brian Skinner (1997-98)
Steals: 12, Terry Black (2000-01)
Steals Per Game [minimum 2 games played]:
2.7 (3 games), Kish Lewis (1998-99)
Turnovers: 17, Terry Black (2000-01)
Personal Fouls: 16, Kevin Rogers (2006-08)
Foul Outs: 2, three times; Logan Kosmalski (2001-02), Mamadou Diene (2006-08), Kevin Rogers (2006-08)

TEAM [SINGLE GAME]

Points: 97 vs. Missouri (3/8/07)
Field Goals Made: 34 vs. Missouri (3/8/07)
Field Goals Attd: 67 vs. Nebraska (3/9/98)
Field Goal Pct: .630 (34-of-54) vs. Missouri (3/8/07)
3-Point Field Goals Made: 13 vs. Texas Tech (3/13/03)
3-Point Field Goals Att:
31 vs. Oklahoma State (3/6/97)
3-Point Field Goal Pct [minimum 10 attempts]:
.600 (9-of-15) vs. Missouri (3/8/07)
Most Free Throws Made: 22, twice;
vs. Colorado (3/8/01), vs. Colorado (3/13/08)
Most Free Throws Att: 32, twice;
vs. Colorado (3/8/01), vs. Missouri (3/8/07)
Free Throw Pct [minimum 15 attempts]:
.875 (14-of-16) vs. Missouri (3/8/07)
Rebounds 46 vs. Texas (3/8/98)
Offensive Rebounds: 26 vs. Nebraska (3/9/98)
Defensive Rebounds: 33 vs. Iowa State (3/10/01)
Assists: 20 vs. Colorado (3/8/01)
Blocked Shots: 10 vs. Iowa State (3/10/00)
Steals: 12 vs. Colorado (3/8/01)
Turnovers: 21 vs. Colorado (3/8/01)
Personal Fouls: 26, twice; vs. Texas A&M (3/8/98), vs. Colorado (3/8/01)

Note: Active players in **bold**

BAYLOR BIG 12 CHAMPIONSHIP HISTORY [BAYLOR IS...]

- 5-11 all-time in the Big 12 Championship
- 1-4 under head coach **Scott Drew**
- 3-10 as the lower seed (last win as a lower seed was 2007 when the No. 11 Bears upset No. 6 Missouri, 97-83)
- 1-2 as the No. 9 seed (upset No. 8 Nebraska in 2000 before losing to No. 1 Iowa State
- 1-1 vs. Nebraska in the Big 12 Championship

BAYLOR'S VICTORY 'TOP MOMENT' IN BIG 12 TOURNAMENT HISTORY

- Baylor's 62-49 win over No. 7 ranked Iowa State in the second round of the 2001 conference tournament was named the top moment in Big 12 Tournament history prior to the 2003 tournament.
- The Bears held the Big 12 Player of the Year, All-American Jamaal Tinsley, to just eight points and six rebounds before he fouled out, playing just 26 minutes.
- **DeMarcus Minor** led Baylor with 25 points and eight rebounds and went on to earn all-tournament honors.
- The Bears lost to No. 20 Texas, 76-62, in the tournament semifinals but went on to earn an NIT bid. Iowa State, meanwhile, was shaken by the loss and fell in the first round of the NCAA Tournament to Hampton.

LAST TIME AT THE BIG 12 CHAMPIONSHIP [MARCH 13, 2008]
 NO. 12 COLORADO 91, NO. 5 BAYLOR 84 [DOUBLE OVERTIME]

- Colorado's Richard Roby scored eight of his 32 points in the second overtime as the Buffaloes put a dent in Baylor's NCAA Tournament hopes with a surprising 91-84 win in the first round of the Big 12 tournament.
- Colorado jumped out to a big early lead, withstood a furious Baylor rally in the second half, then made just enough shots in both overtimes to become the first 12 seed to beat a 5 seed in the 11-year history of the Big 12 tournament.
- Marcus Hall had 25 points despite missing potential game-winners at the end of regulation and the first overtime. Roby also had 12 rebounds and Dwight Thorne scored 12 of his 14 points in the first half for Colorado, which will face fourth-seeded Oklahoma in the second round on Friday.
- **Curtis Jerrells** and **LaceDarius Dunn** each had 20 points, while **Henry Dugat** had 19 for Baylor.
- Colorado shot 72 percent in the first half and led by as many as 15 in the second, only to let the Bears back in it.

LAST WIN AT THE BIG 12 CHAMPIONSHIP [MARCH 8, 2007]
 NO. 11 BAYLOR 97, NO. 6 MISSOURI 83

- Baylor pulled off the only major upset of the opening day of the Big 12 tournament with the best shooting performance any team has ever had at the event.
- **Curtis Jerrells** scored a career-high 31 points and **Henry Dugat** added 25, sparking the 11th-seeded Bears to their first Big 12 tournament win since 2001, a 97-83 victory over sixth-seeded Missouri at the Ford Center.
- Led by Jerrells and Dugat, Baylor set a tournament record by shooting 63 percent. The Bears were 34-for-54 from the field.
- The backcourt combo broke a 30-30 tie by combining for 15 straight points in a two-minute span late in the opening half, helping Baylor to a 48-35 halftime lead. The pair wound up scoring 28 points in a row for the Bears during the last 5 minutes of the first half and first 5 minutes of the second half.

BEARS FALL ONE SHORT OF TYING FERRELL CENTER MARK

- Baylor finished the season with a 13-5 home record at the Ferrell Center — one win shy of tying the facility's single-season record.
- Baylor is 38-14 (.731) at the Ferrell Center in the last three seasons under head coach **Scott Drew**.

DOUBLE-DOUBLE MAN

- **Kevin Rogers** ranks sixth all-time in school history with 23 career double-doubles — one behind **Tommy Bowman** (24) for the list.
- **Rogers has never recorded a double-double in four Big 12 Championship games.**

BIG 12 CHAMPIONSHIP [5-11 record]

1997	[8] Oklahoma State 80, [9] Baylor 66
1998	[5] Baylor 66, [12] Texas A&M 63 [4] Nebraska 65, [5] Baylor 61
1999	[5] Oklahoma State 83, [12] Baylor 57
2000	[9] Baylor 63, [8] Nebraska 55 [1] Iowa State* 76, [9] Baylor 64
2001	[8] Baylor 86, [9] Colorado 84 (ot) [8] Baylor 62, [1] Iowa State 49 [4] Texas 76, [8] Baylor 62
2002	[7] Kansas State 74, [10] Baylor 73 (ot)
2003	[7] Texas Tech 68, [10] Baylor 65
2004	did not participate
2005	[5] Iowa State 77, [12] Baylor 57
2006	[5] Colorado 65, [12] Baylor 61
2007	[11] Baylor 97, [6] Missouri 83 [3] Texas 74, [11] Baylor 69
2008	[12] Colorado 91, [5] Baylor 84 (2ot)

* Big 12 tournament champions

BIG 12 CHAMPIONSHIP HISTORY

vs. COLORADO (1-2)

2001	W, 86-84 (ot)	first round
2006	L, 61-65	first round
2008	L, 84-91 (2ot)	first round

vs. IOWA STATE (1-2)

2000	L, 64-76	quarterfinals
2001	W, 62-49	quarterfinals
2005	L, 57-77	first round

vs. KANSAS/OKLAHOMA

never met

vs. KANSAS STATE (0-1)

2002	L, 73-74 (ot)	first round
------	---------------	-------------

vs. MISSOURI (1-0)

2007	W, 97-83	first round
------	----------	-------------

vs. NEBRASKA (1-1)

1998	L, 61-65	quarterfinals
2000	W, 63-55	first round

vs. OKLAHOMA STATE (0-2)

1997	L, 66-80	first round
1999	L, 57-83	first round

vs. TEXAS (0-2)

2001	L, 62-76	semifinals
2007	L, 69-74	quarterfinals

vs. TEXAS A&M (1-0)

1998	W, 66-63	first round
------	----------	-------------

vs. TEXAS TECH (0-1)

2003	L, 65-68	first round
------	----------	-------------

CONSECUTIVE GAMES STREAK WITH A 3-POINTER CONTINUES

- Baylor has made at least one 3-point field goal in 542 straight games — the 2nd longest active streak in the Big 12 (Texas). Baylor has connected from 3-point range at least once in every game since going 0-for-8 in a home win vs. Texas Tech on Feb. 21, 1990.

ROGERS BEARS MORE SUCCESSFUL VS. BIG 12 NORTH

- Over the last nine seasons, Baylor has had much more success against Big 12 North schools than those in the South. BU is 23-31 (.426) vs. Big 12 North and just 18-71 (.202) vs. Big 12 South.
- The Bears are 2-4 vs. the Big 12 North this season.

BAYLOR'S NATIONALLY TELEVISED GAMES [14-14]

[since 1997-98]

Date	Opponent	Result	Network
12/8/97	ARIZONA	L 68-83	ESPN2
2/21/98	TEXAS	W 80-75	ESPN
2/12/01	KANSAS	W 85-77	ESPN2
3/14/01	at New Mexico	L 73-83	ESPN
Postseason NIT (Albuquerque, N.M.)			
2/9/02	MISSOURI	W 81-80	ESPN
1/19/05	COLORADO	W 67-59	ESPN Classic
11/15/06	vs. Gonzaga	L 69-78	ESPN2
NIT Season Tip-Off (Spokane, Wash.)			
1/27/07	at Texas	L 79-84	ESPN2
3/8/07	vs. Missouri	W 97-83	ESPN2
2007 Big 12 Championship (Oklahoma City, Okla.)			
11/18/07	vs. Notre Dame	W 68-64	FCS
2007 Paradise Jam (St. Thomas, U.S. Virgin Islands)			
11/19/07	vs. Winthrop	W 62-54	FCS
2007 Paradise Jam (St. Thomas, U.S. Virgin Islands)			
11/30/07	WASHINGTON STATE	L 64-67	ESPNU
1/12/08	IOWA STATE	W 74-67	ESPN Classic
2/6/08	TEXAS TECH	W 80-74	ESPNU
2/16/08	TEXAS	L 77-82	ESPN
3/5/08	TEXAS A&M	L 57-71	ESPN2
3/20/08	vs. Purdue	L 79-90	CBS
2008 NCAA Championship First Round (Washington, D.C.)			
11/18/08	CENTENARY	W, 90-55	ESPN
ESPN's College Hoops Tip-Off Marathon			
11/27/08	vs. Providence	W, 72-57	ESPN2
76 Classic (Anaheim, Calif.)			
11/28/08	vs. [14] Arizona State	W, 87-78	ESPN2
76 Classic (Anaheim, Calif.)			
11/30/08	vs. [19] Wake Forest	L, 74-87	ESPN2
76 Classic (Anaheim, Calif.)			
12/6/08	at Washington State	W, 58-52	FSN
Big 12/Pac 10 Hardwood Series			
1/14/09	at Texas A&M	L, 73-84	ESPN2
1/21/09	at Kansas State	W, 83-65	ESPN2
1/24/09	at Oklahoma	L, 76-95	ESPNU
2/2/09	KANSAS	L, 65-75	ESPN
2/7/09	at Texas Tech	L, 76-83	ESPNU
2/11/09	OKLAHOMA	L, 63-78	ESPN2
3/2/09	at Texas	L, 57-73	ESPN

TRACKING BAYLOR IN THE POLLS

[2008-09 season]

Date	AP	[votes]	Coaches	[votes]
Preseason	RV (28)	[128]	RV (29)	[47]
Week 1 (Nov. 17)	RV (26)	[125]	RV (30)	[15]
Week 2 (Nov. 24)	RV (26)	[170]	RV (29)	[27]
Week 3 (Dec. 1)	24	[272]	RV (27)	[35]
Week 4 (Dec. 8)	22	[351]	RV (26)	[65]
Week 5 (Dec. 15)	21	[420]	24	[119]
Week 6 (Dec. 22)	21	[466]	22	[163]
Week 7 (Dec. 29)	19	[580]	20	[194]
Week 8 (Jan. 5)	23	[289]	23	[98]
Week 9 (Jan. 12)	21	[364]	21	[159]
Week 10 (Jan. 19)	RV (26)	[148]	23	[82]
Week 11 (Jan. 26)	RV (32)	[34]	RV (29)	[42]
Week 12 (Feb. 2)	—	—	RV (40)	[3]
Week 13 (Feb. 9)	—	—	—	—
Week 14 (Feb. 16)	—	—	—	—
Week 15 (Feb. 23)	—	—	—	—
Week 16 (March 2)	—	—	—	—

LACE BECOMING UN-DUNN

- After beginning the season on a record pace, sophomore **LaceDarius Dunn** has cooled off from 3-point range in his last 11 games. Dunn is 14-for-58 from 3-point range in his last 11 games (24.1 percent) — Baylor is 2-9 over that stretch.
- On Feb. 28 vs. Colorado, Dunn went 2-for-3 from 3-point range (66.7 percent). It was his first game shooting 50 percent or better from long distance since Feb. 2 vs. Kansas (2-for-4).
- Dating back to the end of last season, Dunn posted a streak of 28 consecutive games with at least one 3-point field goal made, but was unable to connect from beyond the arc on Feb. 11 vs. Oklahoma, falling one game shy of tying the school record (**Tevis Stukes, 29**).
- In two games vs. Iowa State, Dunn is 0-for-8 from 3-point range after going 0-for-6 on Feb. 24 in Ames.
- Dunn has made a 3-pointer in 56 of his 61 career games. He did not make a triple vs. Iowa State (1/12/08), at Colorado (2/27/08), vs. Oklahoma (2/11/09), vs. Texas A&M (2/14/09) and at Iowa State (2/24/09).**

CLOSING IN ON THE NARROW MARGIN

- While **Kevin Rogers** is firmly set among Baylor's top 10 all-time scorers, he is still chasing another career milestone.
- Rogers, currently in fifth place all-time with 790 career rebounds, needs 10 more boards to become just the fifth player in school history with 800 career rebounds.
- If Rogers reaches 800, he could have a chance to pass **Terry Teagle** (805) for fourth place all-time.

ROGERS COULD JOIN YET ANOTHER ELITE CLASS

- Senior **Kevin Rogers** has grabbed a team-high 221 rebounds in 30 games (an average of 7.4 boards) and is on pace to become only the sixth player in Baylor history to lead the team for three consecutive seasons — **Jerry Mallett** (1954-56), **Darrell Hardy** (1964-66), **Terry Teagle** (1979-81), **Darryl Middleton** (1985-87) and **Brian Skinner** (1995-97).

TRACKING ANOTHER 3-POINT STREAK

- Junior **Tweety Carter** has made at least one 3-point field goal in 18 consecutive games — tied for the sixth-longest streak in BU history.
- Carter has made a 3-point field goal in 25 of his 27 games this season, failing to connect from downtown vs. Providence (0-2) on Nov. 27 and vs. Portland State (0-4) on Dec. 29.
- Carter is two games away from becoming only the fourth player in Baylor history with a streak of 20 games or more.
- Earlier this season, **LaceDarius Dunn**'s streak of 28 consecutive games with at least one 3-point field goal was snapped on Feb. 11 vs. Oklahoma at the Ferrell Center.

CONSECUTIVE GAMES WITH 3-POINT FG STREAKS (SINCE 1986)

Player [Season(s)]	Streak	Dates
Tevis Stukes [1999-2000]	29	11/20/99-3/10/00
LaceDarius Dunn [2007-08, 2008-09]	28	3/1/08-2/7/09
Aaron Bruce [2004-05, 2005-06]	28	12/4/04-1/18/06
Kenny Taylor [2002-03]	19	12/14/02-3/1/03
Roddrick Miller [1994-95, 1995-96]	19	2/2/95-12/16/95
Tweety Carter [2008-09]	18	12/31/08-present
Curtis Jerrells [2006-07, 2007-08]	18	1/27/07-11/30/07
Wendell Greenleaf [2001-02]	17	12/17/01-2/12/02
Wendell Greenleaf [1999-2000, 2000-01]	17	3/8/00-1/25/01
Terrance Thomas [2003-04]	16	12/9/03-2/18/04
Willie Sublett [1991-92, 1992-93]	16	3/2/92-1/19/93

BAYLOR RECORD BY STARTING LINEUP

Rogers (f), Diene (c), Jerrells (g), Dugat (g), Dunn (g)	3-0
Rogers (f), Diene (c), Jerrells (g), Dugat (g), Carter (g)	10-5
Rogers (f), Acy (f), Jerrells (g), Dugat (g), Carter (g)	3-7
Rogers (f), Lomers (c), Jerrells (g), Dunn (g), Carter (g)	1-1

BAYLOR DOUBLE-FIGURE GAMES

POINTS	REBOUNDS
Jerrells (26)	Rogers (6)
Dunn (26)	Acy (2)
Rogers (24)	Dugat (1)
Carter (16)	Jerrells (1)
Dugat (12)	
Acy (6)	
Ellis/Jones/Lomers (1)	

DOUBLE-DOUBLES	ASSISTS
Rogers (6)	Jerrells (4)
Jerrells (4), 1 triple-double	
Acy (2)	
Dugat (1)	
Dunn (1)	

BAYLOR RECORD WHEN...

	2008-09		Drew
	All	Big 12	Era
Leading or tied at halftime:	15-2	4-0	58-15
Trailing at halftime:	2-11	1-11	16-78
Shoot 50 percent or higher:	11-0	3-0	40-5
Shoot lower than 50 percent:	6-13	2-13	34-87
Shoot higher percentage than opp.:	15-0	5-0	66-8
Shoot lower percentage than opp.:	2-13	0-11	8-24
Opp. shoot lower than 50 percent:	15-9	5-8	69-42
Opp. shoot 50 percent or higher:	2-4	0-3	4-48
Score fewer than 60 points:	1-1	0-1	2-28
Score 60-plus points:	16-12	5-10	70-63
Score 70-plus points:	16-6	5-6	61-26
Score 80-plus points:	8-1	2-0	38-6
Score 90-plus points:	5-0	1-0	24-2
Score 100-plus points:	2-0	—	8-0
Opp. score fewer than 50 points:	1-0	—	1-1
Opp. score fewer than 60 points:	7-0	1-0	25-3
Opp. score fewer than 70 points:	12-1	3-1	45-19
Opp. score fewer than 80 points:	16-6	4-6	64-56
Opp. score 80-plus points:	1-7	1-5	9-35
Opp. score 90-plus points:	1-1	1-1	2-12
More rebounds than opponent:	11-2	3-1	45-21
Equal/fewer rebounds than opp.:	6-11	2-10	28-71
40+ rebounds:	6-2	1-1	24-8
Fewer than 40 rebounds:	11-11	4-10	51-83
Fewer turnovers than opp.:	12-5	3-4	45-35
Equal/more turnovers than opp.:	5-8	2-7	29-58
Games decided by 5 or fewer pts:	2-2	1-1	12-23
Overtime games:	1-0	1-0	6-2
Televised games:	12-13	5-11	36-72
Games vs. ranked opponents:	1-5	0-4	3-37
Games following a loss:	5-7	4-7	30-57
Games following a win:	11-6	1-4	39-35
More points in paint than opp.:	12-5	3-5	48-20
Equal/fewer pts in paint than opp.:	5-8	2-6	24-73
More points off TO than opp.:	12-3	4-3	48-30
Equal/fewer pts off TO than opp.:	5-10	1-8	26-64
More bench points than opp.:	15-6	4-5	50-40
Equal/fewer bench points than opp.:	2-7	1-6	23-53
More 2nd-chance points than opp.:	7-7	1-7	33-31
Equal/fewer 2nd-ch. pts than opp.:	10-6	4-4	41-61
Playing in November:	6-1	—	19-5
Playing in December:	6-0	—	24-9
Playing in January:	3-5	3-4	15-31
Playing in February:	2-5	2-5	11-35
Playing in March:	0-2	0-2	5-13

SPECIALTY STATISTICS

[POT - Points off turnovers; PP - Points in the paint; 2nd - Second chance points; FAST - Fast break points; BP - Points off the bench]

[Baylor-Opponent]					
Opponent	PP	POT	2nd	FAST	BP
Paul Quinn	50-22	39-10	21-16	14-4	35-14
Centenary	36-16	21-8	16-0	8-4	22-18
Southern	51-14	34-12	7-8	15-2	27-19
Jacksonville	24-34	25-7	9-3	4-0	37-19
vs. Providence	36-18	12-20	13-7	0-0	27-21
vs. Arizona State	26-30	25-8	7-13	0-0	34-7
vs. Wake Forest	24-44	18-18	10-21	0-2	18-20
at Washington St.	14-6	10-2	0-2	0-0	21-3
Prairie View A&M	26-20	24-8	16-10	4-0	33-20
UT Arlington	28-42	15-9	21-15	6-4	13-3
Hartford	23-22	28-12	4-9	5-2	16-21
Portland State	40-24	14-15	4-7	14-0	30-24
Jackson State	58-34	18-19	17-20	10-2	47-26
South Carolina	32-42	17-21	15-16	8-4	13-12
Texas Tech	28-24	24-16	16-16	4-2	25-18
at Texas A&M	32-44	2-18	17-15	10-2	21-10
Oklahoma State	30-33	15-30	11-21	4-7	13-19
at Kansas State	24-40	9-8	12-18	13-8	33-8
at Oklahoma	28-44	12-16	19-18	4-8	28-20
Texas	37-32	14-8	11-12	11-6	17-26
at Missouri	40-32	16-22	4-5	12-8	16-15
Kansas	20-42	17-18	9-7	2-4	15-24
at Texas Tech	16-30	17-14	7-13	0-5	15-21
Oklahoma	32-28	10-15	10-8	6-4	15-14
Texas A&M	32-20	14-11	0-16	8-2	22-5
at Oklahoma State	18-28	8-10	18-8	5-2	20-7
at Iowa State	34-20	13-18	9-8	0-5	19-19
Colorado	33-16	19-6	10-7	7-2	17-7
at Texas	22-48	5-10	6-12	4-11	10-28
Nebraska	24-24	13-16	5-3	6-10	22-36
BAYLOR TOTAL	938	508	324	184	681
Baylor Average	31.3	16.9	10.8	6.1	22.7
OPP TOTAL	873	405	334	110	504
Opp Average	29.1	13.5	11.1	3.7	16.8

CLUTCH FREE THROWS

[FINAL 3 MINUTES - REGULATION & OT]

Player	FT-FTA	Pct.
Kevin Rogers	6-6	1.000
LaceDarius Dunn	20-24	.833
Quincy Acy	5-6	.833
Curtis Jerrells	32-39	.821
Henry Dugat	8-10	.800
Fred Ellis	2-3	.667
Tweety Carter	15-22	.682
Josh Lomers	4-7	.571
Kendall Wright	2-4	.500
TEAM TOTAL	97-124	.782

LOMERS NAMED TO ACADEMIC ALL-BIG 12 FIRST TEAM

- **Josh Lomers** was selected to the 2009 Academic All-Big 12 Men's Basketball Team, the league office announced on March 4. Lomers, a human resources management and finance major, became the first Baylor player in the Big 12 era to earn back-to-back first-team honors.
- Texas led the league with the most honorees, placing six student-athletes on the squad – four on the first team and two on the second.
- Nominated by each institution's director of student-athlete support services and media relations offices, the men's basketball academic all-league squad consisted of 17 first-team members combined with 11 on the second team. First-team members have recorded a 3.20 or better GPA, while the second team are those with a 3.00 to 3.19 GPA.

BAYLOR ACADEMIC ALL-BIG 12 SELECTIONS

1997: Doug Brandt (1st); **1998:** John Perkins (1st), **1999:** Austin Allen (hm); Grant McCasland (hm); **2002:** Logan Kosmalski (1st), Chad Henry (2nd), Kevin Henry (2nd), Andre White (2nd); **2003:** Andre White (2nd); **2004:** Robbie McKenzie (1st); **2006:** Mark Shepherd (1st), Aaron Bruce (2nd); **2008:** Josh Lomers (1st), Mark Shepherd (1st); **2009:** Josh Lomers (1st)

A ROAD WIN IN THE BIG 12 IS HARD TO FIND

- With a 73-57 loss at Texas on March 2, Baylor fell to 6-42 in its last 48 Big 12 road games, including a 5-11 mark dating back to last season (4-4 in 2008-09, 1-7 this season).
- **Baylor has lost six-straight Big 12 road games.**
- Baylor's 18-point win at Kansas State in January was its first win in Manhattan under **Scott Drew**.

JERRELLS REACHES THE SUMMIT

- With a start at Texas in his native Austin on March 2, senior guard **Curtis Jerrells** became the Baylor career leader with his 109th start. In fact, he has started every game on his Baylor career.
- In addition to owning the record for games started, Jerrells also holds the career record for minutes played.

CJ SAVES THE DAY

- When his team needed him the most, senior **Curtis Jerrells** stepped up in the biggest way in Baylor's 75-57 win over Colorado on Feb. 28. Jerrells, who was held to five points on 2-of-4 shooting in the first half, lit up the scoreboard in the second half with 24 of his game-high 29 points.
- Jerrells scored 18 points in the final 10 minutes of the game, including 10 consecutive points in a 1:46 span.
- After Cory Higgins hit two free throws to put Colorado up by two, 52-50 at the 8:30 mark of the second half, Jerrells drilled a 3-pointer to put the Bears up for good.

WHERE'S HENDU?

- **Henry Dugat** scored in double figures in 15 of Baylor's first 17 games of the season, including a pair of 20-point outings.
- **In the last 13 games, Dugat is averaging 6.6 points (13.4 points through first 17 games).**
- **Dugat has missed his last 19 3-point field goal attempts and has not made a triple since the 3:23 mark of the first half vs. Kansas on Feb. 2.**
- Dugat shot 17.8 percent (8-of-45) from 3-point range against the Big 12 and 14.3 percent (5-of-35) in his last 13 outings.
- On Feb. 21 at Oklahoma State, Dugat was held scoreless for the first time since Nov. 19, 2007, vs. Winthrop.
- It was the fourth time in Dugat's career that he was held scoreless.

ROGERS MOVES INTO 10TH ON BAYLOR SCORING LIST

- Senior forward **Kevin Rogers** scored seven points in Baylor's loss at Texas on March 2, but did move into the school's top 10 in career scoring. With his final two points of the game, Rogers surpassed **Vinnie "The Microwave" Johnson** (1,231) for 10th place all-time.
- Rogers (1,242) needs 21 points to tie **Doug Brandt** (1,263) for ninth all-time.
- Rogers is one of 13 players in Baylor history with 1,200-plus points.

BAYLOR SETS NEW FERRELL CENTER ATTENDANCE RECORD

- Last season, Baylor set new records for total attendance, average and single-game attendance. **On Feb. 28, Baylor set a new Ferrell Center record for total attendance.**
- **Baylor's average of 8,362 for Big 12 home games is the second-highest average for conference-only games in Ferrell Center history.**

BAYLOR ATTENDANCE IN DREW ERA

Season	Attendance	Games	Avg (Record)
2003-04	82,474	17	4,851 (6-11)
	<i>46,880</i>	<i>8</i>	<i>5,860 (2-6)</i>
2004-05	75,044	17	4,414 (8-9)
	<i>48,555</i>	<i>8</i>	<i>6,069 (1-7)</i>
2005-06	50,857	8	6,357 (4-4)
	<i>50,857</i>	<i>8</i>	<i>6,357 (4-4)</i>
2006-07	109,174	18	6,065 (13-5)
	<i>59,494</i>	<i>8</i>	<i>7,437 (4-4)</i>
2007-08	116,015	16	7,251 (12-4)
	<i>70,699</i>	<i>8</i>	<i>8,837 (5-3)</i>
2008-09	125,832	18	6,991 (13-5)
	<i>66,901</i>	<i>8</i>	<i>8,362 (4-4)</i>
DREW ERA	559,396	94	5,951 (56-38)
	<i>343,386</i>	<i>48</i>	<i>7,154 (20-28)</i>

All games in **Bold**, Big 12 games in *italics*

BAYLOR NOT FARING WELL WHEN FALLING BEHIND

- **Baylor is 2-10 this season when trailing by 10 or more points in a game.**
- **Baylor has trailed by 16 or more points in six games.**

DOUBLE-DIGIT DEFICITS THIS SEASON

Opponent	Trailed by	Result
Wake Forest	14 [60-46 with 8:56, 2nd]	L, 74-87
UT Arlington	11 [43-32 with 19:42, 2nd]	W, 79-76
South Carolina	10 [53-63 with 8:35, 2nd]	L, 84-85
Texas A&M	16 [29-45 with 18:20, 2nd]	L, 73-84
Oklahoma State	17 [20-37 with 6:15, 1st]	W, 98-92 (ot)
Oklahoma	30 [42-72 with 11:13, 2nd]	L, 76-95
Missouri	17 [72-89 with 0:47, 2nd]	L, 72-89
Kansas	13 [59-72 with 1:59, 2nd]	L, 65-75
Oklahoma	15 [63-78, final]	L, 63-78
Oklahoma State	12 [68-80 with 1:08, 2nd]	L, 74-84
Iowa State	20 [47-67 with 4:49, 2nd]	L, 62-71
Texas	20 [34-54 with 10:23, 2nd]	L, 57-73

JERRELLS POSTS 25TH CAREER 20-POINT GAME

- **Curtis Jerrells** scored a game-high 29 points in Baylor's 75-57 win over Colorado on Feb. 28. For Jerrells, it was his eighth 20-point game this season and the 25th of his career.
- Jerrells ranks ninth all-time in career 20-point games and trails **David Wesley** (26) by one for eighth place.
- Baylor is 5-3 this season when Jerrells scores 20 or more points.

FALLING BEHIND AT THE BREAK

- Baylor trailed at halftime in 12 of its 16 Big 12 games this season, posting a 1-11 record in those games.
- Baylor led Colorado by two, 26-24, at the break on Feb. 28. It was the Bears' first Big 12 halftime lead since Feb. 14 vs. Texas A&M (40-28).

SENIOR CLASS SCORING TRIFECTA

- Baylor seniors **Curtis Jerrells**, **Henry Dugat** and **Kevin Rogers** could very well be the most prolific group of senior scorers in Baylor history by season's end. Jerrells, Dugat and Rogers are the first senior class at Baylor with three players on the school's 1,000-point scoring list.
- Together, they have scored 4,088 points, accounting for 49.1 percent of Baylor's offense since arriving in 2005-06. BU has scored 8,330 points in the 110 games.

THE IRON BEARS

- Seniors **Curtis Jerrells** and **Kevin Rogers** have become a mainstay in Baylor' starting lineup in recent seasons. Jerrells has started in every game of his college career — 110 straight contests (BU record).
- Rogers is close behind with 92 consecutive starts - the eighth-most starts in school history - dating back to the start of the 2006-07 season.

LEADING THE WAY [MOST OF THE TIME]

- While Baylor has trailed in 26 games this season, the Bears have also held leads of 10 points or more in 17 contests. **Baylor is 14-3 this season when holding a lead of 10 or more points.**

LEADS OR 10 POINTS OR MORE THIS SEASON

Opponent	Trailed by	Result
Paul Quinn	59 [108-49 with 00:39, 2nd]	W, 108-50 (+58)
Centenary	39 [86-47 with 4:26, 2nd]	W, 90-55 (+35)
Southern	42 [83-41 with 00:32, 2nd]	W, 85-43 (+42)
Jacksonville	10 [68-58 with 4:58, 2nd]	W, 76-68 (+8)
Providence	18 [58-40 with 7:52, 2nd]	W, 72-56 (+16)
Arizona State	16 [65-49 with 9:07, 2nd]	W, 87-78 (+9)
Prairie View A&M	31 [87-56 with 2:42, 2nd]	W, 90-63 (+27)
Hartford	15 [74-59 with 0:41, 2nd]	W, 74-59 (+15)
Portland State	26 [60-34 with 13:24, 2nd]	W, 79-66 (+13)
Jackson State	42 [98-56 with 7:16, 2nd]	W, 113-78 (+35)
South Carolina	10 [23-13 with 10:54, 1st]	L, 84-85 (-1)
Texas Tech	15 [73-58 with 0:19, 2nd]	W, 73-61 (+12)
Kansas State	20 [81-61 with 1:43, 2nd]	W, 83-65 (+18)
Texas Tech	12 [55-43 with 13:21, 2nd]	L, 76-83 (-7)
Texas A&M	14 [40-26 with 1:35, 1st]	W, 72-68 (+4)
Iowa State	10 [15-5 with 11:57, 1st]	L, 62-71 (-9)
Colorado	20 [75-55 with 0:47, 2nd]	W, 75-57

DUNN FINISHES STREAK ONE GAME SHY OF RECORD

- Sophomore **LaceDarius Dunn**'s streak of 28 consecutive games with at least one 3-pointer made came to an Feb. 11 vs. Oklahoma after going 0-for-6 from the beyond the arc.
- Dunn fell one game shy of tying the school record held by **Tevis Stukes** (1999-2000).
- Dunn was held without a made 3-pointer for the first time since Feb. 27, 2008, at Colorado.

BAYLOR'S LOUISIANA COMBO MAKES FOR A NEAR-UNSTOPPABLE SCORING DUO

- This season, **Tweety Carter (Reserve)** and **LaceDarius Dunn (Monroe)** have combined for 32.5 percent of Baylor's offense this season.
- The duo has combined to score 1,754 points during their time at BU — Carter has scored 883 points in 90 games, while Dunn has 873 in 61 games.

WHERE'S THE BENCH?

- Through Baylor's 14 non-conference games, the Bears' bench averaged 25.7 points, including six games with 30 or more points.
- In Baylor's 16 Big 12 games, the bench is averaging just 19.2 points with one 30-point outing (33 at Kansas State).
- **Baylor is 15-6 this season when outscoring its opponent's bench (4-5 in Big 12 play).**

ANOTHER BAYLOR FIRST ON THE HORIZON FOR CJ

- Through 30 games, **Curtis Jerrells** currently leads the Bears in points (487), points per game (16.2), assists (147) and assists per game (4.9). At the current rate, **Jerrells will become the first player in school history to lead the team in scoring — as well as assists — for four-straight seasons.**
 - Jerrells is currently one of only five players in school history to lead the Bears in scoring for three seasons — **Darrell Hardy** (1964-66), **Terry Teagle** (1979-81), **Darryl Middleton** (1985-87) and **Brian Skinner** (1995-97).
 - CJ is just the third player in school history to lead the team in assists for three seasons, joining **Jay Shakir** (1980-82) and **Nelson Haggerty** (1992-94).
- NOTE: Freshmen were not eligible to play varsity until 1972-73 season.*

DISTRIBUTING THE ROCK

- **Curtis Jerrells** has dispersed a career-best 147 assists this season — his third-straight season with 100-plus assists.
- Jerrells' 147 assists is the most by a Baylor player since **DeMarcus Minor**'s 169 during the 1999-2000 season.
- **The Austin native is on pace to post just the eighth 150-assist season in school history.**

FIVE'S THE MAGIC NUMBER

- Baylor is 7-1 when five-plus players score in double figures this season.
- In Baylor's win vs. Oklahoma State on Jan. 17, a season-high six BU players scored in double figures.
- In fact, Baylor has had at least four players score in double figures in 22 of its 25 games this season.

BAYLOR VS. TOP 25 IN THE DREW ERA

- Baylor fell to 1-5 vs. Top 25 teams this season — and its fifth-straight loss — after a 78-63 loss to No. 2 Oklahoma in Waco on Feb. 11.
- Since the 1996-97 season, Baylor is 10-69 vs. nationally ranked opponents. BU is also 3-37 against Top 25 teams in Drew Era.
- Baylor snapped a 29-game losing streak to Top 25 teams with a thrilling 116-110 five-overtime win over then-No. 16 Texas A&M on Jan. 23, 2008. The Bears then lost three straight games against ranked teams before beating No. 24 Kansas State on Feb. 23, 2008.

80 WAS THE CUTOFF

- **Following Baylor's 84-74 loss at Oklahoma State on Feb. 21, the Bears are now 9-35 under Scott Drew when allowing 80-plus points.**
- Baylor is 1-7 this season when allowing 80-plus points.
- Baylor is 16-4 when holding its opponents to less than 80 points.
- Last season, the Bears were 4-8 when their opponents scored 80 or more points.

BAYLOR IN THE AP POLL

- Baylor cracked the AP Top 25 Poll this season on Dec. 1, coming in at No. 24.
- Baylor was ranked in the AP Top 25 for seven consecutive weeks - a school first - before dropping out of the poll on Jan. 19. Last season, Baylor was ranked in back-to-back weeks for the first time in school history, while breaking into the Top 25 for the first time in nearly 40 seasons.
- The Bears have never been ranked in the preseason or final AP polls.
- BU is 10-5 all-time when ranked.

JERRELLS REACHES ELITE MILESTONE

- With his first assist on Jan. 24 at Oklahoma, senior guard **Curtis Jerrells** record his 400th career assist, becoming only the second player in school history with 1,000 points, 400 assists and 100 steals in a career.
- Jerrells joins former Baylor and NBA star **Micheal Williams** as only the players in the 1,000-400-100 club. Williams finished his career with 1,854 points, 464 assists and 282 steals. Williams ranks 2nd all-time in points and assists and is the school's all-time leader in steals.

BAYLOR'S MR. CLUTCH

- **Curtis Jerrells** is a career 79.4 percent (100-of-126) clutch free throw shooter — the final three minutes of regulation/OT.
- **He is 32-of-39 (82.1) in clutch FT situations this season.**

BEARS BASKETBALL ON THE AIR

- Bear basketball is aired live via the Baylor-ISP SportsNetwork on flagship station 1660AM ESPN Radio (KRZI) in Waco and worldwide on Sirius Satellite Radio channel 161. All games are broadcast by the "Voice of the Bears" **John Morris** and former BU basketball standout **Pat Nunley**, in his 27th season as analyst.

INSIDE BAYLOR SPORTS TV SHOW

- **Inside Baylor Sports**, the award winning weekly TV show that covers all aspects of Baylor athletics, returns for its 10th season.
- Senior Producer **Robert Shiekh** and Producer **Lawrence Gilligan** provide viewers an inside look at Baylor athletics with thorough highlights, in-depth interviews and imaginative features on all 18 sports presented in a fast-paced, entertaining style. Co-hosts **John Morris** and **Lori Fogleman** guide viewers through the best coverage of Baylor athletics on television.
- **Inside Baylor Sports** airs Sundays, Aug. 24, 2008 through June 7, 2009, at 10:30 p.m. CT on KCEN-TV in Central Texas. The program also airs weekly throughout the region on FS Southwest at 1 p.m. each Wednesday and is archived on the web at - BaylorTV.com.

SCOTT DREW ERA HIGHS AND LOWS				
BAYLOR [TEAM GAME HIGHS & LOWS]				
POINTS	High	116	at Texas A&M (1/23/08)	
	Low	41	at Oklahoma (3/6/04)	
FG MADE	High	44	vs. Jackson State (12/31/08)	
	Low	13	at Oklahoma (2/11/06)	
FG ATTEMPTS	High	97	at Texas A&M (1/23/08)	
	Low	32	at Oklahoma (3/6/04)	
FG PERCENTAGE	High	.640 (32-50)	Centenary (11/18/08)	
	Low	.250 (16-64)	at Colorado (1/18/06)	
3 PT FG MADE	High	16	UTSA (12/13/03)	
	Low	2	at Texas A&M (1/28/06)	
3 PT FG ATTEMPTS	High	34	Texas Tech (3/2/05)	
	Low	8	at Oklahoma (3/6/04)	
3 PT FG PERCENTAGE	High	.667 (12-18)	at Texas A&M (1/23/08)	
	Low	.150 (3-20)	Northern Illinois (12/22/03)	
FT MADE	High	39	Oklahoma State (3/3/07)	
	Low	2	vs. Arkansas (1/5/08)	
FT ATTEMPTS	High	47	at Texas A&M (1/23/08)	
	Low	3	at Texas A&M (1/23/08)	
FT PERCENTAGE (min 7 att)	High	.957 (22-23)	at Texas A&M (1/23/08)	
	Low	.286 (2-7)	at Texas A&M (1/23/08)	
REBOUNDS	High	70	at Texas A&M (1/23/08)	
	Low	17	Texas (1/9/05)	
ASSISTS	High	24	Oklahoma (2/26/05)	
	Low	4	Paul Quinn (11/15/08)	
STEALS	High	17	at Oklahoma (2/11/06)	
	Low	1	Southern (11/22/08)	
BLOCKED SHOTS	High	13	Paul Quinn (11/15/08)	
	Low	0	13 times	
TURNOVERS	High	26	last at WSU (12/6/08)	
	Low	7	Jackson State (11/11/07)	
FOULS	High	38	Texas A&M (3/5/08)	
	Low	6	Oklahoma (1/26/08)	
BLOCKED SHOTS	High	10	Texas (1/9/05)	
	Low	0	at Texas A&M (1/23/08)	
TURNOVERS	High	28	at Texas A&M (1/23/08)	
	Low	5	at Texas A&M (1/23/08)	
FOULS	High	32	at Texas A&M (1/23/08)	
	Low	9	at Texas A&M (1/23/08)	

OPPONENT [TEAM GAME HIGHS & LOWS]				
POINTS	High	110	at Texas A&M (1/23/08)	
	Low	46	at Oklahoma (3/6/04)	
FG MADE	High	39	Oklahoma (2/26/05)	
	Low	15	Southern (11/22/08)	
FG ATTEMPTS	High	94	at Texas A&M (1/23/08)	
	Low	41	Texas A&M (3/5/05)	
FG PERCENTAGE	High	.661 (39-59)	Oklahoma (2/26/05)	
	Low	.259 (15-58)	Southern (11/22/08)	
3 PT FG MADE	High	16	Kansas (1/25/05)	
	Low	0	at Kansas (2/9/08)	
3 PT FG ATTEMPTS	High	33	Nebraska (2/21/07)	
	Low	7	at Oklahoma State (2/14/04)	
3 PT FG PERCENTAGE	High	.727 (8-11)	Texas Tech (2/9/05)	
	Low	.000 (0-9)	at Kansas (2/9/08)	
FT MADE	High	36	at Kansas (2/9/08)	
	Low	2	at Texas A&M (1/23/08)	
FT ATTEMPTS	High	59	Delaware State (12/30/06)	
	Low	4	at Texas A&M (1/23/08)	
FT PERCENTAGE (min 7 att)	High	.947 (18-19)	Florida A&M (12/31/07)	
	Low	.286 (2-7)	at South Carolina (12/19/07)	
REBOUNDS	High	64	Delaware State (12/30/06)	
	Low	18	at Texas A&M (1/23/08)	
ASSISTS	High	28	Prairie View A&M (12/28/04)	
	Low	5	Oklahoma (2/26/05)	
STEALS	High	14	Texas A&M (1/9/07)	
	Low	0	Oklahoma (2/26/05)	
BLOCKED SHOTS	High	10	Iowa State (2/1/05)	
	Low	0	SMU (12/16/04)	
TURNOVERS	High	28	Texas (2/19/05)	
	Low	5	at Colorado (1/18/06)	
FOULS	High	32	11 times	
	Low	9	last vs. PVAMU (12/13/08)	
BLOCKED SHOTS	High	28	Southern (11/22/08)	
	Low	5	Md. - Eastern Shore (12/22/04)	
TURNOVERS	High	32	at Texas Tech (2/3/04)	
	Low	9	Colorado State (11/14/06)	
FOULS	High	9	Brown (1/8/08)	
	Low	9	at Oklahoma (3/6/04)	
BLOCKED SHOTS	High	9	Texas Tech (1/17/04)	
	Low	0		

2008-09 BAYLOR PRESEASON MISCELLANEA

NATIONAL PRESEASON RANKINGS

- #12 - *The Hoops Report*
- #12 - *Basketball Times* Fabulous 15
- #16 - Blue Ribbon College Basketball Yearbook
- #17 - *College Hoops Net*
- #18 - USBWA Officers'
- #19 - *Athlon Sports*
- #23 - The Bleacher Report
- #25 - *Sporting News*
- #25 - Andy Katz, *ESPN.com*
- #26 - Gary Parrish, CBS Sportsline
- #28 - *Rivals.com*
- #30 - Dick Vitale
- RV (#28) - AP Top 25
- RV (#29) - USA Today/ESPN Coaches Top 25
- NR - *Lindy's*

BIG 12 CONFERENCE PREDICTIONS

- 2nd - *Basketball Times*
- 3rd - *Athlon Sports*
- 5th - *Lindy's*

INDIVIDUAL ACCOLADES

- LaceDarius Dunn
- #5 - *College Hoops Net* Top 6 Players in the Big 12
 - #8 - *College Hoops Net* Top 10 Sleepers
 - All-Sixth Man Team; *Rivals.com*
 - All-Big 12, *Athlon Sports/Lindy's*

Curtis Jerrells (featured on cover of *Athlon Sports* and *Sporting News*)

- #3 - *College Hoops Net* Top 6 Players in the Big 12
- #9 - Doug Gottlieb's (ESPN) Top Point Guards
- #18 - *Lindy's* Top 25 Point Guards
- #19 - *TDSports.ca* Top 25 Point Guards
- #20 - Gary Parrish's (CBS Sportsline) Top 40 Guards
- Preseason All-Big 12
- All-Big 12, *Athlon Sports/Lindy's*
- Big 12's Most Versatile, *Lindy's*
- Honorable Mention, *Dick Vitale's All-Solid Gold*

- Kevin Rogers
- All-Big 12, *Athlon Sports/Lindy's*

TEAM ACCOLADES

- #5 - *FoxSports.com's* High-tempo teams
- #3 - Top Backcourts, *SL.com*
- #9 - Top Backcourts, *Lindy's*

OPPONENT [TEAM GAME HIGHS & LOWS]

POINTS	High	110	at Texas A&M (1/23/08)	
	Low	46	at Oklahoma (3/6/04)	
FG MADE	High	39	Oklahoma (2/26/05)	
	Low	15	Southern (11/22/08)	
FG ATTEMPTS	High	94	at Texas A&M (1/23/08)	
	Low	41	Texas A&M (3/5/05)	
FG PERCENTAGE	High	.661 (39-59)	Oklahoma (2/26/05)	
	Low	.259 (15-58)	Southern (11/22/08)	
3 PT FG MADE	High	16	Kansas (1/25/05)	
	Low	0	at Kansas (2/9/08)	
3 PT FG ATTEMPTS	High	33	Nebraska (2/21/07)	
	Low	7	at Oklahoma State (2/14/04)	
3 PT FG PERCENTAGE	High	.727 (8-11)	Texas Tech (2/9/05)	
	Low	.000 (0-9)	at Kansas (2/9/08)	
FT MADE	High	36	at Kansas (2/9/08)	
	Low	2	at Texas A&M (1/23/08)	
FT ATTEMPTS	High	59	Delaware State (12/30/06)	
	Low	4	at Texas A&M (1/23/08)	
FT PERCENTAGE (min 7 att)	High	.947 (18-19)	at South Carolina (12/19/07)	
	Low	.286 (2-7)	at Texas A&M (1/23/08)	
REBOUNDS	High	64	at Texas A&M (1/23/08)	
	Low	18	Prairie View A&M (12/28/04)	
ASSISTS	High	28	Oklahoma (2/26/05)	
	Low	5	Texas A&M (1/9/07)	
STEALS	High	14	Oklahoma (2/26/05)	
	Low	0	Iowa State (2/1/05)	
BLOCKED SHOTS	High	10	SMU (12/16/04)	
	Low	0	Texas (2/19/05)	
TURNOVERS	High	28	at Colorado (1/18/06)	
	Low	5	last vs. PVAMU (12/13/08)	
FOULS	High	32	Southern (11/22/08)	
	Low	9	Md.-Eastern Shore (12/22/04)	
	High	9	at Texas Tech (2/3/04)	
	Low	9	Colorado State (11/14/06)	
	High	9	Brown (1/8/08)	
	Low	9	at Oklahoma (3/6/04)	
	High	9	Texas Tech (1/17/04)	
	Low	9	Texas Tech (1/17/04)	

2008-09 BIG 12 PRESEASON POLL

- The Baylor men's basketball team easily surpassed its highest preseason prediction in Big 12 history, tying Kansas for third in the 2008-09 Big 12 Men's Basketball Preseason Poll released in October.
- The Bears, coming off their first NCAA appearance since 1988, received first-place votes (two) for the first time in Big 12 history. Prior to this poll, the highest BU had been selected in the preseason tally was No. 7 in 2006-07. Last season, the Bears were tabbed No. 9 in the preseason poll.

Team (First Place Votes)	Points
1. Oklahoma (3)	109
2. Texas (4)	107
3. Baylor (2)	103
4. Kansas (3)	103
5. Texas A&M	79
6. Oklahoma State	69
7. Missouri	51
8. Kansas State	50
9. Nebraska	49
10. Texas Tech	39
11. Iowa State	20
12. Colorado	13

Eleven points were awarded for first place, 10 for second, etc. Coaches are not permitted to vote for their own team.

BAYLOR IN THE BIG 12 STATISTICS

[2008-09 | through Tuesday, March 10]

[Team]		Rank (Avg./Pct./Ratio)	
Category		ALL	Big 12
Scoring	6th (77.4) [29]	7th (72.1)	
Scoring Defense	10th (71.2) [254]	10th (76.2)	
Scoring Margin	7th (+6.2) [64]	9th (-4.1)	
Free Throw %	5th (70.8) [109]	5th (71.7)	
Field Goal %	5th (46.0) [70]	9th (42.7)	
Field Goal % Def.	9th (43.6) [183]	11th (46.8)	
3-Pt Field Goal %	8th (36.2) [89]	10th (34.0)	
3-Pt FG % Def.	6th (34.6) [198]	7th (36.4)	
3-Point FGs Made	2nd (8.27) [21]	2nd (8.06)	
Rebound Offense	9th (34.6)	9th (32.6)	
Rebound Defense	9th (35.3)	10th (35.8)	
Rebound Margin	7th (-0.7) [222]	t9th (-3.2)	
Blocked Shots	4th (3.97) [69]	6th (3.06)	
Assists	11th (12.13) [223]	t11th (10.38)	
Steals	4th (7.17) [101]	7th (5.88)	
Turnover Margin	6th (+1.60) [72]	6th (-0.12)	
Assist/Turnover Ratio	11th (0.94) [162]	10th (0.85)	

[Individual]

Scoring	ALL	Big 12
Curtis Jerrells	8th (16.2)	10th (15.8)
LaceDarius Dunn	11th (15.1)	13th (14.4)

Rebounding	ALL	Big 12
Kevin Rogers	6th (7.4)	8th (7.4)
Curtis Jerrells	—	t17th (4.8)

Assists	ALL	Big 12
Curtis Jerrells	5th (4.90) [45]	t6th (3.75)
Tweety Carter	—	t12th (3.25)

Free Throw Pct	ALL	Big 12
Lace Darius Dunn	7th (79.8)	—
Curtis Jerrells	12th (76.7)	15th (76.9)

Steals	ALL	Big 12
Henry Dugat	7th (1.57)	—
Curtis Jerrells	9th (1.50)	t8th (1.44)
Tweety Carter	13th (1.26)	12th (1.31)

3-Point Field Goal Pct	ALL	Big 12
Tweety Carter	11th (39.9)	15th (37.3)
Curtis Jerrells	—	13th (38.5)

3-Point Field Goals Made	ALL	Big 12
LaceDarius Dunn	3rd (2.63) [68]	t8th (2.25)
Tweety Carter	6th (2.41)	t2nd (2.56)
Curtis Jerrells	14th (1.93)	7th (2.31)

Blocked Shots	ALL	Big 12
Quincy Acy	6th (1.07)	t13th (0.81)
Kevin Rogers	t11th (0.90)	t9th (0.88)

Assist-to-Turnover Ratio	ALL	Big 12
Tweety Carter	4th (2.41) [29]	4th (2.36)
Curtis Jerrells	11th (1.62)	13th (1.30)

Offensive Rebounds	ALL	Big 12
Kevin Rogers	5th (2.80)	t6th (2.50)

Defensive Rebounds	ALL	Big 12
Kevin Rogers	8th (4.57)	7th (4.94)
Curtis Jerrells	15th (3.93)	12th (4.00)

Minutes Played	ALL	Big 12
Curtis Jerrells	6th (34.77)	6th (35.12)
Tweety Carter	8th (33.44)	t8th (34.25)

[NCAA rankings shown in bold brackets; NCAA rankings as of March 5, 2009]

BAYLOR CAREER RECORD WATCH

GAMES STARTED		DOUBLE-DOUBLES		3-PT FIELD GOALS MADE		FREE THROW PCT [min 100 made]		BLOCKED SHOTS	
1. Curtis Jerrells [2005-]	110	1. Brian Skinner [1995-98]	34	1. Aundre Branch [1991-95]	267	1. John Lucas III [2002-03]	.832	1. Brian Skinner [1994-98]	346
2. Doug Brandt [1994-97]	108	2. William Chatmon [1970-71]	27	2. Rodrick Miller [1994-98]	217	2. David Wesley [1989-92]	.828	2. Mamadou Diene [2005-]	137
3. Micheal Williams [1985-88]	104	Charlie McKinney [1973-74]	27	Aaron Bruce [2004-08]	217	3. Pat Nunley [1978-81]	.825	3. Willie Sublett [1991-94]	106
4. Brian Skinner [1995-96]	102	4. Terry Teagle [1979-82]	25	4. Curtis Jerrells [2005-]	199	4. Steve Bartels [1966-69]	.824	4. Joey Fatta [1989-92]	101
5. Aaron Bruce [2004-08]	98	5. Tommy Bowman [1967-70]	24	5. Tweety Carter [2006-]	177	5. LaceDarius Dunn [2007-]	.817	5. Alex Holcombe [1989-93]	98
6. Jay Shakir [1980-83]	96	6. Kevin Rogers [2005-]	23	6. Henry Dugat [2005-]	154	Aaron Bruce [2004-07]	.817	6. Kevin Rogers [2005-]	81
7. Pat Nunley [1979-82]	93	7. Lawrence Roberts [2002-03]	20	7. LaceDarius Dunn [2007-]	153	7. DeMarcus Minor [1999-01]	.815	7. Greg Davis [2000-02]	72
8. Kevin Rogers [2005-]	92	8. Willie Sublett [1991-94]	19	8. Wendell Greenleaf [1999-02]	145	Tommy Hatfield [1964-66]	.813	8. Frank Williams [1985-88]	70
Robert McLeMore [1985-88]	92	Jerome Lambert [1993-94]	19	9. Willie Sublett [1990-94]	144	Larry Gatewood [1968-70]	.813	9. Lawrence Roberts [2001-03]	68
10. Nelson Haggerty [1992-95]	88	10. Darryl Middleton [1985-88]	18	10. Tevis Stukes [1998-00]	138	10. Aaron Bruce [2004-08]	.811	10. Tommy Swanson [2004-06]	65
		Tony Rufus [1976-77]	18					Jamie Kendrick [1997-00]	65
MINUTES PLAYED		30-POINT GAMES		3-PT FIELD GOALS ATTEMPTED		REBOUNDS		BLOCKED SHOTS PER GAME [min 30 blks]	
1. Curtis Jerrells [2005-]	3,626	1. Vinne Johnson [1978-79]	12	1. Aundre Branch [1991-95]	744	1. Brian Skinner [1994-98]	915	1. Brian Skinner [1994-98]	3.36
2. Brian Skinner [1994-98]	3,399	2. David Wesley [1990-92]	8	2. Rodrick Miller [1994-98]	618	2. Jerry Mallett [1955-57]	877	2. Mamadou Diene [2005-]	1.49
3. Nelson Haggerty [1992-95]	3,127	3. Aundre Branch [1992-95]	7	3. Curtis Jerrells [2005-]	556	3. Darrell Hardy [1965-67]	836	3. Greg Davis [2000-02]	1.29
4. Doug Brandt [1994-97]	3,125	4. William Chatmon [1970-71]	5	Aaron Bruce [2004-08]	556	4. Terry Teagle [1979-82]	805	4. Ben Echols [1999-00]	1.22
5. Kevin Rogers [2005-]	3,118	5. Curtis Jerrells [2005-]	4	5. Tweety Carter [2006-]	465	5. Kevin Rogers [2005-]	790	5. Lawrence Roberts [2001-03]	1.21
6. Aaron Bruce [2004-08]	3,055	Larry Spicer [1976-77]	4	6. Wendell Greenleaf [1999-02]	441	6. Darryl Middleton [1985-88]	730	6. Jim Vasasuskas [1978-79]	1.20
7. Henry Dugat [2005-]	3,000	Terry Teagle [1979-82]	4	7. Henry Dugat [2005-]	413	7. Doug Brandt [1993-97]	726	7. Quincy Acy [2008-]	1.07
Aundre Branch [1992-95]	2,940	Micheal Williams [1985-88]	4	8. Tevis Stukes [1998-00]	394	8. Tommy Bowman [1968-70]	695	8. Daryl Baucham [1981-83]	1.00
9. Rodrick Miller [1995-98]	2,932	9. Larry Gatewood [1968-70]	3	9. Willie Sublett [1990-94]	393	9. William Chatmon [1970-71]	671	9. Joey Fatta [1989-92]	0.99
10. Matt Sayman [2000-04]	2,784	Carlos Briggs [1984-84]	3	10. LaceDarius Dunn [2007-]	390	10. Charles McKinney [1973-74]	662	10. Willie Sublett [1991-94]	0.97
		Tony Rufus [1976-77]	3						
MINUTES PER GAME [min 40 games]		20-POINT GAMES		3-PT FIELD GOAL PCT [min 50 made]		REBOUNDS PER GAME [min 40 games]		STEALS	
1. DeMarcus Minor [2000-01]	37.9	1. Terry Teagle [1979-82]	52	1. Melvin Hunt [1987-91]	.500	1. William Chatmon [1970-71]	13.4	1. Micheal Williams [1985-88]	282
2. John Lucas III [2002-03]	34.3	2. Aundre Branch [1992-95]	40	2. Mark Buchanan [1983-87]	.487	2. Charles McKinney [1973-74]	13.2	2. Terry Black [1999-01]	153
3. Terry Black [2000-01]	34.2	Vinnie Johnson [1978-79]	40	3. LaceDarius Dunn [2007-]	.392	3. Jerry Mallett [1955-57]	12.7	3. Wendell Greenleaf [1999-02]	151
4. Julius Denton [1989-90]	33.4	4. Darryl Middleton [1985-88]	38	R.T. Guinn [2001-04]	.392	4. Darrell Hardy [15-67]	11.6	4. David Wesley [1990-92]	145
5. Tevis Stukes [1999-00]	33.1	5. Charlie McKinney [1973-74]	33	5. Kenny Taylor [2001-03]	.3903	5. Tommy Bowman [1968-70]	9.7	5. Curtis Jerrells [2005-]	144
6. Curtis Jerrells [2005-]	33.0	6. Brian Skinner [1995-98]	32	6. Aaron Bruce [2004-08]	.3902	6. Lawrence Roberts [2002-03]	9.3	6. Henry Dugat [2005-]	139
Brian Skinner [1994-98]	33.0	7. Micheal Williams [1985-88]	27	7. Tweety Carter [2006-]	.381	7. Brian Skinner [1994-98]	8.9	7. Rodrick Miller [1994-98]	117
8. Patrick Hunter [1998-98]	32.2	8. David Wesley [1990-91]	26	8. David Wesley [1989-92]	.377	8. Winston Moore [1963-65]	8.5	8. Brian Skinner [1994-98]	116
9. Nelson Haggerty [1992-95]	31.9	9. Curtis Jerrells [2005-]	25	9. Henry Dugat [2005-]	.373	9. Terry Black [2000-01]	8.1	9. Darryl Middleton [1985-88]	115
10. Aaron Bruce [2004-08]	28.8	10. William Chatmon [1970-71]	24	10. Willie Sublett [1990-94]	.366	10. Larry Spicer [1976-77]	8.0	10. Julius Denton [1988-90]	110
Kevin Rogers [2005-]	28.6			Curtis Jerrells [2005-]	.358	Kevin Rogers [2005-]	7.2	Tweety Carter [2006-]	102
Tweety Carter [2006-]	28.0								
Henry Dugat [2005-]	27.8								
POINTS		FIELD GOALS MADE		FREE THROWS MADE		ASSISTS		TURNOVERS	
1. Terry Teagle [1979-82]	2,189	1. Terry Teagle [1979-82]	876	1. Micheal Williams [1985-88]	488	1. Nelson Haggerty [1991-95]	699	1. Micheal Williams [1987-88]	345
2. Micheal Williams [1985-88]	1,854	2. Brian Skinner [1994-98]	673	2. Terry Teagle [1979-82]	437	2. Micheal Williams [1985-88]	462	2. Curtis Jerrells [2005-]	293
3. Brian Skinner [1994-98]	1,702	3. Micheal Williams [1985-88]	657	3. Darryl Middleton [1985-88]	395	3. Curtis Jerrells [2005-]	444	3. Willie Sublett [1991-94]	279
4. Darryl Middleton [1985-88]	1,677	4. Darryl Middleton [1985-88]	641	4. Darrell Hardy [1965-67]	386	4. Aaron Bruce [2004-08]	320	4. Nelson Haggerty [1992-95]	277
5. Curtis Jerrells [2005-]	1,672	5. Aundre Branch [1991-95]	573	5. Curtis Jerrells [2005-]	371	5. David Wesley [1989-92]	316	5. Brian Skinner [1995-98]	272
6. Aundre Branch [1991-95]	1,666	6. Curtis Jerrells [2005-]	551	6. David Wesley [1982-92]	365	6. Jay Shakir [1980-83]	314	6. Vinnie Johnson [1977-78]	271
7. Darrell Hardy [1965-67]	1,360	7. Vinnie Johnson [1977-79]	503	7. Brian Skinner [1995-98]	356	7. DeMarcus Minor [1999-01]	310	Jay Shakir [1980-83]	271
8. Aaron Bruce [2004-08]	1,330	8. Kevin Rogers [2005-]	492	8. Doug Brandt [1994-97]	342	8. Vinnie Johnson [1977-79]	308	8. Terry Teagle [1979-82]	269
9. Doug Brandt [1993-97]	1,263	9. Darrell Hardy [1964-67]	487	9. Winston Moore [1963-65]	334	9. Matt Sayman [2000-04]	299	9. Pat Nunley [1979-82]	257
10. Kevin Rogers [2005-]	1,242	10. William Chatmon [1969-71]	449	10. Larry Gatewood [1968-70]	296	10. Pat Nunley [1979-82]	260	10. Aaron Bruce [2004-08]	251
11. Vinnie Johnson [1977-79]	1,231					Tweety Carter [2006-]	254		
12. David Wesley [1990-92]	1,224								
13. Willie Sublett [1990-94]	1,223								
14. Henry Dugat [2005-]	1,174								
15. Larry Gatewood [1968-70]	1,120								
16. William Chatmon [1969-71]	1,104								
17. Rodrick Miller [1994-98]	1,094								
18. Arthur Edwards [1975-78]	1,062								
19. Jerry Mallett [1955-57]	1,053								
20. Winston Moore [1963-65]	1,046								
21. Kelvin Chalmers [1989-92]	1,045								
22. Don Heathington [1947-50]	1,040								
Tweety Carter [2006-]	883								
LaceDarius Dunn [2007-]	874								
MINUTES PER GAME [min 125 assists]		FIELD GOALS ATTEMPTED		FREE THROWS ATTEMPTED		ASSISTS PER GAME			
1. Nelson Haggerty [1991-95]	7.13	1. Terry Teagle [1978-82]	1,628	1. Micheal Williams [1985-88]	661	1. Nelson Haggerty [1991-95]	7.13		
2. Vinnie Johnson [1977-79]	6.04	2. Aundre Branch [1991-95]	1,409	2. Brian Skinner [1995-98]	638	2. Vinnie Johnson [1977-79]	6.04		
3. DeMarcus Minor [1999-01]	5.17	3. Micheal Williams [1984-88]	1,355	3. Darryl Middleton [1985-88]	600	3. DeMarcus Minor [1999-01]	5.17		
4. David Wesley [1989-92]	4.39	4. Curtis Jerrells [2005-]	1,285	4. Terry Teagle [1979-82]	579	4. David Wesley [1989-92]	4.39		
5. John Lucas III [2001-03]	4.17	5. Vinnie Johnson [1977-79]	1,283	5. Winston Moore [1963-65]	521	5. John Lucas III [2001-03]	4.17		
6. Micheal Williams [1985-88]	4.03	6. Brian Skinner [1994-98]	1,171	6. Curtis Jerrells [2005-]	506	6. Micheal Williams [1985-88]	4.03		
7. Curtis Jerrells [2005-]	4.02	7. Darryl Middleton [1984-88]	1,132	7. Darrell Hardy [1965-67]	493	7. Curtis Jerrells [2005-]	4.02		
8. Patrick Hunter [1997-98]	3.71	8. Doug Brandt [1993-97]	1,002	8. Doug Brandt [1994-97]	477	8. Patrick Hunter [1997-98]	3.71		
9. Mike Little [1979-80]	3.37	9. Darrell Hardy [1964-67]	969	9. David Wesley [1989-92]	441	9. Mike Little [1979-80]	3.37		
10. Aaron Bruce [2004-08]	3.02	10. Kevin Rogers [2005-]	966	10. Alex Holcombe [1990-93]	432	10. Aaron Bruce [2004-08]	3.02		
		Henry Dugat [2005-]	956						

THE LAST TIME (TEAM/OPPONENT)

Baylor Scored 100 Points	113 vs. Jackson State (Dec. 31, 2008)
An Opponent Scored 100 Points	100 by Kansas (Feb. 9, 2008)
Baylor Scored 90 Points	98 vs. Oklahoma State (Jan. 17, 2009)
An Opponent Scored 90 Points	95 by Oklahoma (Jan. 24, 2009)
Baylor Scored Fewer than 60 Points	57 at Texas (March 2, 2009)
An Opponent Scored Fewer than 60 Points	57 by Colorado (Feb. 28, 2009)
Baylor Scored Fewer than 50 Points	45 at Nebraska (Feb. 4, 2006)
An Opponent Scored Fewer than 50 Points	43 by Southern (Nov. 22, 2008)
Baylor Won by 30 Points	35 vs. Jackson State (Dec. 31, 2008)
An Opponent Won by 30 Points	40 by Oklahoma (Jan. 20, 2007)
Baylor Shot 65 pct from the floor	65.2 (45-69) vs. Prairie View (Dec. 5, 1995)
An Opponent Shot 65 pct from the floor	66.1 (39-59) by Oklahoma (Feb. 26, 2005)
Baylor Shot 60 pct from the floor	63.8 (44-69) vs. Jackson State (Dec. 31, 2008)
An Opponent Shot 60 pct from the floor	63.4 (26-41) by Texas A&M (March 5, 2005)
Baylor Shot less than 35 pct from the floor	31.6 (18-57) at Texas (March 2, 2009)
An Opponent Shot less than 35 pct from the floor	27.4 (17-62) by Providence (Nov. 27, 2008)
Baylor Shot 50 pct from 3-point range	59.1 (13-22) at Kansas State (Jan. 21, 2009)
An Opponent Shot 50 pct from 3-point range	66.7 (6-9) by Texas A&M (Jan. 14, 2009)
Baylor Shot less than 35 pct from 3-point range	23.8 (5-21) at Texas (March 2, 2009)
An Opponent Shot less than 35 pct from 3-point range	14.3 (1-7) by Texas (March 2, 2009)
Baylor Made 10 3-point field goals	13 at Oklahoma State (Feb. 21, 2009)
An Opponent Made 10 3-point field goals	10 by Iowa State (Feb. 24, 2009)
Baylor Shot 75 pct from the FT line (min. 5 made)	76.9 (10-13) vs. Nebraska (March 7, 2009)
An Opponent Shot 75 pct from FT line (min. 5 made)	86.4 (19-22) by Nebraska (March 7, 2009)
Baylor Shot less than 50 pct from the FT line	47.1 (8-17) vs. Texas Southern (Nov. 20, 2006)
An Opponent Shot less than 50 pct from the FT line	47.4 (9-19) by South Carolina (Jan. 2, 2009)
Baylor had 50 Rebounds	70 at Texas A&M (Jan. 23, 2008)
An Opponent had 50 Rebounds	62 by Wake Forest (Nov. 30, 2008)
Baylor had 20 Offensive Rebounds	24 at Oklahoma (Jan. 24, 2009)
An Opponent had 20 Offensive Rebounds	20 by Wake Forest (Nov. 30, 2008)
Baylor had 20 Assists	24 vs. Paul Quinn (Nov. 14, 2008)
An Opponent had 20 Assists	20 by Texas A&M (Feb. 24, 2007)
Baylor had 20 Turnovers	23 vs. Providence (Nov. 27, 2008)
An Opponent had 20 Turnovers	23 by Texas Tech (Jan. 10, 2009)
Baylor had less than 10 Turnovers	8 at Oklahoma State (Feb. 21, 2009)
An Opponent had less than 10 Turnovers	7 by Oklahoma State (Feb. 21, 2009)
Baylor had 10 Steals	10 vs. Kansas (Feb. 2, 2009)
An Opponent had 10 Steals	10 by Oklahoma State (Jan. 17, 2009)
Baylor had 10 Blocked Shots	11 vs. Southern (Nov. 22, 2008)
An Opponent had 10 Blocked Shots	10 by Colorado (Jan. 18, 2006)
Baylor had two 20-point scorers	Jerrells, Dunn at Oklahoma (Jan. 24, 2009)
An Opponent had two 20-point scorers	Eaton, Anderson at Oklahoma State (Feb. 21, 2009)
Baylor had seven double-figure scorers	vs. Missouri (March 1, 2008)
Baylor had six double-figure scorers	vs. Oklahoma State (Jan. 17, 2009)
Baylor had five double-figure scorers	vs. Oklahoma State (Jan. 17, 2009)
Baylor had four double-figure scorers	vs. Texas A&M (Feb. 14, 2009)
Baylor had no players score in double figures	vs. Texas A&M (March 5, 2008)
Baylor had two double-figure rebounders	Rogers, Dunn at Texas A&M (Jan. 23, 2008)
An Opponent had two double-figure rebounders	B. Griffin, Pattillo of Oklahoma (Feb. 11, 2009)
Baylor scored 50 points or more in first half	62 vs. Jackson State (Dec. 31, 2008)
Baylor scored 50 points or more in the second half	51 vs. Jackson State (Dec. 31, 2008)
An Opponent scored 50 points or more in first half	58 by Oklahoma (Jan. 24, 2009)
An Opponent scored 50 points or more in the second half	57 by Wake Forest (Nov. 30, 2008)

Baylor scored 20 points or less in first half	18 vs. Kansas (Jan. 24, 2007)
Baylor scored 20 points or less in second half	15 at Nebraska (Feb. 4, 2006)
An Opponent scored 20 points or less in first half	20 by Centenary (Nov. 18, 2008)
An Opponent scored 20 points or less in second half	20 by Southern (Nov. 22, 2008)
Baylor failed to make a 3-point field goal	Feb. 21, 1990 vs. Texas Tech (0-8)
An Opponent failed to make a 3-point field goal	Feb. 9, 2008 by Kansas (0-9)
Baylor defeated a ranked team	87-78 vs. 14/14 Arizona State (Nov. 28, 2008)
Baylor lost to a ranked team	63-78 vs. 2/2 Oklahoma (Feb. 11, 2009)
Baylor won an overtime game	98-92 vs. Oklahoma State (Jan. 17, 2009)
Baylor lost an overtime game	84-91 (2ot) to Colorado (March 13, 2008)
Baylor won a double-overtime game	87-82 vs. Colorado State (Nov. 14, 2006)
Baylor lost a double-overtime game	84-91 to Colorado (March 13, 2008)
Baylor won a triple-overtime game	never
Baylor lost a triple-overtime game	93-97 at SMU (Jan. 9, 1988)
Baylor won a quadruple-overtime game	96-95 vs. North Texas State (Dec. 17, 1988)
Baylor lost a quadruple-overtime game	never
Baylor won a quintuple-overtime game	116-110 at Texas A&M (Jan. 23, 2008)
Baylor lost a quintuple-overtime game	never

THE LAST TIME (INDIVIDUAL)

A Bear Recorded a Triple-Double (Pts/Reb/Ast)	Curtis Jerrells (17 pts, 11 reb, 10 ast) vs. Hartford (Dec. 22, 2008)
A Bear Recorded a Triple-Double (Pts/Reb/Blk)	Brian Skinner (24 pts, 14 reb, 10 blk) vs. Eastern Washington (Nov. 29, 1997)
A Bear Recorded a Double-Double (Pts/Reb)	Kevin Rogers (13 pts, 12 reb) vs. Texas (Jan. 27, 2009)
A Bear Recorded a Double-Double (Pts/Ast)	Curtis Jerrells (31 pts, 10 ast) vs. Oklahoma State (Jan. 17, 2009)
A Bear Had a 20/10 Performance (Pts/Reb)	Kevin Rogers (24 pts, 11 reb) at Colorado (Feb. 27, 2008)
An Opponent Had a 20/10 Performance (Pts/Reb)	Richard Roby (32 pts, 12 reb) of Colorado (March 13, 2008)
A Bear Scored 30 Points	Tweety Carter (30) at Oklahoma State (Feb. 21, 2009)
An Opponent Scored 30 Points	James Harden (32) of Arizona State (Nov. 28, 2008)
A Bear Scored 20 Points	Curtis Jerrells (29) vs. Colorado (Feb. 28, 2009)
An Opponent Scored 20 Points	Cory Higgins (20) of Colorado (Feb. 28, 2009)
A Bear Had 20 Rebounds	Lawrence Roberts (20) at Oklahoma State (Feb. 15, 2003)
An Opponent Had 20 Rebounds	Jamahl Mosley (20) of Colorado (March 8, 2001)
A Bear Had 15 Rebounds	Kevin Rogers (16) vs. Oklahoma (Jan. 26, 2008)
An Opponent Had 15 Rebounds	Marshall Moses (18) of Oklahoma State (Feb. 21, 2009)
A Bear Had 10 Assists	Curtis Jerrells (10) vs. Oklahoma State (Jan. 17, 2009)
An Opponent Had 10 Assists	Marcus Hall (10) of Colorado (March 13, 2008)
A Bear Had 5 Steals	Curtis Jerrells (5) vs. Southern (Nov. 22, 2008)
An Opponent Had 5 Steals	Will Blalock (5) of Iowa State (March 10, 2005)
A Bear Had 5 Blocked Shots	Quincy Acy (5) vs. Paul Quinn (Nov. 15, 2008)
An Opponent Had 5 Blocked Shots	Marcus King-Stockton (5) of Colorado (March 13, 2008)



QUINCY ACY

- **Position** Forward
- **Class** Freshman • HS
- **Height** 6-7 • **Weight** 214
- **Hometown** Mesquite, Texas
- **High School** Horn
- **Body Fat** 5.5 %
- **Wingspan** 7 ft, 2.25 in
- **Standing Reach** 8 ft, 11 in

SEASON & CAREER HIGHS

PTS	Season: 17 vs. Oklahoma State [1/17/09] Career: —
REB	Season: 12 vs. Oklahoma State [1/17/09] Career: —
AST	Season: 2, three times; last vs. OU [2/11/09] Career: —
FG	Season: 7 vs. Centenary [11/18/08] Career: —
FGA	Season: 7, twice; last vs. Kansas [2/2/09] Career: —
3FG	Season: — Career: —
3FGA	Season: — Career: —
FT	Season: 7 vs. Oklahoma State [1/17/09] Career: —
FTA	Season: 10 vs. Oklahoma State [1/17/09] Career: —
STL	Season: 5 vs. Paul Quinn [11/15/08] Career: —
BLK	Season: 5 vs. Paul Quinn [11/15/08] Career: —
MIN	Season: 37 at Kansas State [1/21/09] Career: —

MISCELLANEOUS

	Sea. (W-L)	Car. (W-L)
Double-Figure Points:	6 (5-1)	6 (5-1)
Double-Figure Rebounds:	2 (2-0)	2 (2-0)
Led team in Rebounds:	2 (2-0)	2 (2-0)
2+ Blocks:	8 (5-3)	8 (5-3)
Double-Doubles:	2 (2-0)	2 (2-0)

NOTES AND TRENDS

- **Named to 2009 All-Freshman Team by a group of media who regularly cover the Big 12**
- **Averaged 6.9 points, 4.4 rebounds in 10 career starts (Jan. 17-Feb. 21)**
- **Ranks 7th in Baylor history with 1.07 career blocks per game (minimum 30 blocks)**
- Came off bench at Iowa State on Feb. 24 after starting previous 10 games
- Second career double-double (17 points, 12 rebounds) vs. Oklahoma State on Jan. 17
- 12 points, 9 rebounds in second-career start vs. Kansas State
- Baylor is 5-1 when Acy scores in double-figures (11 points vs. Texas)
- Career-high 7 free throws in OT win vs. Oklahoma State
- Saw his consecutive field goals streak end at 20; missed his first career field goal at the 11:07 mark of the first half vs. JU
- Tallied 15 points on 5-of-5 shooting in 85-43 win over Southern
- Scored 15 points on 7-of-7 shooting in 90-55 rout of Centenary
- Posted double-double in first career game, scoring 13 points and grabbing 11 rebounds vs. Paul Quinn
- Added 5 blocks and 5 steals in the 58-point win over Paul Quinn
- Set new Big 12 Conference and Baylor record for consecutive field goals made (20)
- Made first 20 field goals to start his career from Nov. 15-24
- Enrolled at Baylor for summer school in August 2008
- Nicknamed "The Cookie Monster" in high school (for cleaning the glass and dunking a lot)
- Big 12 Commissioner's Honor Roll, fall 2008

ACY 2008-2009 GAME-BY-GAME STATS

opponent	date	gs	min	fg	fga	pct	3fg	fga	pct	ft	fta	pct	off	def	tot	avg	pf	fo	a	to	blk	stl	pts	avg
PAUL QUINN	11/15/08	19	6	6	1.000	0	0	.000	1	2	.500	3	8	11	11.0	4	0	2	0	5	5	13	13.0	
CENTENARY	11/18/08	21	7	7	1.000	0	0	.000	1	3	.333	0	5	5	8.0	2	0	0	1	0	1	15	14.0	
SOUTHERN	11/22/08	22	5	5	1.000	0	0	.000	5	9	.556	1	4	5	7.0	1	0	0	1	2	1	15	14.3	
JACKSONVILLE	11/24/08	18	2	3	.667	0	0	.000	0	1	.000	3	1	4	6.3	2	0	0	0	1	0	4	11.8	
vs Providence	11/27/08	13	2	2	1.000	0	0	.000	3	4	.750	2	3	5	6.0	3	0	1	1	1	0	7	10.8	
vs Arizona State	11/28/08	17	2	2	1.000	0	0	.000	3	5	.600	1	1	2	5.3	4	0	0	0	1	1	7	10.2	
vs Wake Forest	11/30/08	10	1	4	.250	0	0	.000	0	2	.000	0	5	5	5.3	5	1	0	4	0	0	2	9.0	
at Washington State	12/6/08	14	1	3	.333	0	0	.000	0	1	.000	0	0	0	4.6	3	0	2	0	0	0	2	8.1	
PRAIRIE VIEW A&M	12/13/08	19	3	5	.600	0	0	.000	0	0	.000	2	4	6	4.8	5	1	0	2	1	2	6	7.9	
UT ARLINGTON	12/20/08	12	1	2	.500	0	0	.000	0	0	.000	3	0	3	4.6	0	0	0	0	0	0	2	7.3	
HARTFORD	12/22/08	10	0	2	.000	0	0	.000	0	0	.000	1	2	3	4.5	1	0	0	1	2	1	0	6.6	
PORTLAND STATE	12/29/08	22	2	2	1.000	0	0	.000	1	1	1.000	0	4	4	4.4	1	0	0	3	1	1	5	6.5	
JACKSON STATE	12/31/08	18	3	4	.750	0	0	.000	0	4	.000	3	5	8	4.7	4	0	0	4	3	1	6	6.5	
SOUTH CAROLINA	1/2/09	17	2	3	.667	0	0	.000	0	0	.000	1	1	2	4.5	4	0	0	0	2	1	4	6.3	
TEXAS TECH	1/10/09	8	1	1	1.000	0	0	.000	0	0	.000	0	0	0	4.2	3	0	0	3	0	0	2	6.0	
at Texas A&M	1/14/09	17	3	3	1.000	0	0	.000	1	2	.500	3	1	4	4.2	2	0	1	1	1	0	7	6.1	
OKLAHOMA STATE	1/17/09	* 35	5	6	.833	0	0	.000	7	10	.700	4	8	12	4.6	1	0	0	2	3	0	17	6.7	
at Kansas State	1/21/09	* 37	5	6	.833	0	0	.000	2	4	.500	3	6	9	4.9	1	0	0	2	0	1	12	7.0	
at Oklahoma	1/24/09	* 20	1	5	.200	0	0	.000	0	0	.000	0	1	1	4.7	3	0	0	0	1	0	2	6.7	
TEXAS	1/27/09	* 30	4	5	.800	0	0	.000	3	3	1.000	3	2	5	4.7	4	0	0	1	3	0	11	7.0	
at Missouri	1/31/09	* 18	3	5	.600	0	0	.000	1	2	.500	3	1	4	4.7	4	0	0	1	0	0	7	7.0	
KANSAS	2/2/09	* 20	2	7	.286	0	0	.000	0	0	.000	1	4	5	4.7	0	0	0	1	2	2	4	6.8	
at Texas Tech	2/7/09	* 21	2	5	.400	0	0	.000	0	0	.000	0	0	0	4.5	3	0	0	1	0	0	4	6.7	
OKLAHOMA	2/11/09	* 25	2	4	.500	0	0	.000	0	1	.000	3	1	4	4.5	3	0	0	2	1	1	4	6.6	
TEXAS A&M	2/14/09	* 8	2	2	1.000	0	0	.000	0	0	.000	0	0	0	4.3	3	0	0	1	0	0	4	6.5	
at Oklahoma State	2/21/09	* 16	0	0	.000	0	0	.000	4	4	1.000	1	3	4	4.3	2	0	0	1	0	0	4	6.4	
at Iowa State	2/24/09	9	3	3	1.000	0	0	.000	1	2	.500	1	1	2	4.2	0	0	0	0	0	1	7	6.4	
COLORADO	2/28/09	12	0	1	.000	0	0	.000	5	6	.833	2	1	3	4.1	2	0	0	0	0	0	5	6.4	
at Texas	3/2/09	15	1	2	.500	0	0	.000	0	2	.000	1	0	1	4.0	3	0	1	0	2	0	2	6.2	
NEBRASKA	3/7/09	13	0	2	.000	0	0	.000	2	2	1.000	2	1	3	4.0	1	0	0	0	0	0	2	6.1	
TOTALS		10	536	71	107	.664	0	0	.000	40	70	.571	47	73	120	4.0	74	2	9	32	32	19	182	6.1

ACY CAREER STATS

year	gp	gs	min	avg	fg	fga	pct	3fg	fga	pct	ft	fta	pct	off	def	tot	avg	pf	fo	a	to	blk	stl	pts	avg
2008-09 (fr)	30	10	536	17.9	71	107	.664	0	0	.000	40	70	.571	47	73	120	4.0	74	2	9	32	32	19	182	6.1
Career	30	10	536	17.9	71	107	.664	0	0	.000	40	70	.571	47	73	120	4.0	74	2	9	32	32	19	182	6.1

ACY CAREER BIG 12 STATS

year	gp	gs	min	avg	fg	fga	pct	3fg	fga	pct	ft	fta	pct	off	def	tot	avg	pf	fo	a	to	blk	stl	pts	avg
2008-09 (fr)	16	10	304	19.0	34	57	.596	0	0	.000	26	38	.684	27	30	57	3.6	35	0	4	15	13	5	94	5.9
Career	16	10	304	19.0	34	57	.596	0	0	.000	26	38	.684	27	30	57	3.6	35	0	4	15	13	5	94	5.9

ACY CAREER BIG 12 CHAMPIONSHIP STATS

year	gp	gs	min	avg	fg	fga	pct	3fg	fga	pct	ft	fta	pct	off	def	tot	avg	pf	fo	a	to	blk	stl	pts	avg
2008-09 (fr)	—	—	—	—	—	—	—	—	—	—	—	—	—	—	—	—	—	—	—	—	—	—	—	—	—
Career	—	—	—	—	—	—	—	—	—	—	—	—	—	—	—	—	—	—	—	—	—	—	—	—	—



TWEETY CARTER

- **Position** Guard
- **Class** Junior • 2L
- **Height** 5-11 • **Weight** 180
- **Hometown** Reserve, La.
- **High School** Reserve Christian
- **Shoe Size** 11
- **Vertical Leap** 36 in
- **Standing Reach** 7 ft, 8.5 in

SEASON & CAREER HIGHS

PTS	Season: 30 at Oklahoma State [2/21/09]
	Career: 31 at Syracuse [12/16/06]
REB	Season: 6, twice; last at Oklahoma [1/24/09]
	Career: 7 at Texas A&M [2/24/07]
AST	Season: 8 at Kansas State [1/21/09]
	Career: 8 at Kansas State [1/21/09]
FG	Season: 11 at Oklahoma State [2/21/09]
	Career: 11, twice; last at OSU [2/21/09]
FGA	Season: 18 at Oklahoma State [2/21/09]
	Career: 19 at Syracuse [12/16/06]
3FG	Season: 7 at Oklahoma State [2/21/09]
	Career: 7, twice; last at OSU [2/21/09]
3FGA	Season: 11, three times; last at ISU [2/24/09]
	Career: 12 at Syracuse [12/16/06]
FT	Season: 5, three times; last vs. TTU [1/10/09]
	Career: 6, twice; last vs. Missouri [3/1/08]
FTA	Season: 6, twice; last vs. TTU [1/10/09]
	Career: 6, four times; last vs. TTU [1/10/09]
STL	Season: 4, twice; last vs. TTU [1/10/09]
	Career: 5 vs. Texas Southern [11/20/06]
BLK	Season: —
	Career: 1, twice; last vs. Colorado [3/13/08]
MIN	Season: 38, twice; last at ISU [2/24/09]
	Career: 42, twice; last vs. Colorado [3/13/08]

MISCELLANEOUS

	Sea. (W-L)	Car. (W-L)
Double-Figure Points:	16 (9-7)	41 (24-17)
Led team in Points:	4 (1-3)	9 (5-4)
20+ Points:	2 (0-2)	4 (1-3)
5+ Assists:	7 (6-1)	15 (12-3)
Led team in Assists:	11 (5-6)	29 (13-16)

NOTES AND TRENDS

- **Ranks 4th overall in the Big 12 in assist-to-turnover ratio (2.41) and Big 12-only (2.36)**
- **A 38.1 percent career 3-point shooter — ranks 7th all-time at Baylor**
- **Has made a 3-point field goal in 18 consecutive games — the sixth-longest streak in Baylor history**
- Scored season-high 30 points at Oklahoma State, including career-high-tying 7 3-pointers
- Recorded a career-high 8 assists at Kansas State
- Baylor is 6-1 this season when Carter records 5+ assists (7 assists vs. Texas)
- Made 2 3-pointers to start overtime vs. Oklahoma State on Jan. 17 (only 2 3-FG attempts of the game)
- Scored 16 points at Texas A&M; first time leading team in scoring this year
- Scored 17 points with 5 assists and 4 steals in win over Prairie View A&M
- Scored 12 points on season-high 35 minutes at Washington State
- Dished out 6 assists vs. Arizona State
- Scored 11 points vs. Providence
- First-ever McDonald's All-American at Baylor
- Highest-scoring high school player in U.S. history with 7,457 points in six varsity seasons
- Owns national high school 3-point single-season mark
- Given name is Demond (DEE-mond), nicknamed "Tweety" because of crying sound as a baby

CARTER 2008-2009 GAME-BY-GAME STATS

opponent	date	gs	min	fg	fga	pct	3fg	fga	pct	ft	fta	pct	off	def	tot	avg	pf	fo	a	to	blk	stl	pts	avg
PAUL QUINN	11/15/08																							
CENTENARY	11/18/08																							
SOUTHERN	11/22/08																							
JACKSONVILLE	11/24/08	*	30	2	5	.400	1	3	.333	1	2	.500	0	1	1	1.0	4	0	3	0	0	3	6	6.0
vs Providence	11/27/08	*	35	3	5	.600	0	2	.000	5	6	.833	0	7	7	4.0	3	0	1	2	0	1	11	8.5
vs Arizona State	11/28/08	*	31	1	2	.500	1	2	.500	3	4	.750	1	5	6	4.7	1	0	6	1	0	1	6	7.7
vs Wake Forest	11/30/08	*	33	2	13	.154	2	8	.250	2	2	1.000	1	1	2	4.0	4	0	3	1	0	0	8	7.8
at Washington State	12/6/08	*	35	3	5	.600	1	2	.500	5	5	1.000	1	3	4	4.0	3	0	0	0	0	0	12	8.6
PRAIRIE VIEW A&M	12/13/08	*	29	5	11	.455	4	8	.500	3	4	.750	0	1	1	3.5	1	0	5	2	0	4	17	10.0
UT ARLINGTON	12/20/08	*	38	5	12	.417	3	7	.429	0	0	.000	1	1	2	3.3	3	0	1	1	0	1	13	10.4
HARTFORD	12/22/08	*	34	5	7	.714	4	6	.667	0	0	.000	0	3	3	3.3	2	0	0	3	0	0	14	10.9
PORTLAND STATE	12/29/08	*	32	2	7	.286	0	4	.000	2	3	.667	0	3	3	3.2	4	0	5	1	0	2	6	10.3
JACKSON STATE	12/31/08	*	27	4	6	.667	4	5	.800	0	0	.000	1	2	3	3.2	1	0	6	0	0	1	12	10.5
SOUTH CAROLINA	1/2/09	*	31	6	12	.500	4	6	.667	2	3	.667	1	2	3	3.2	3	0	0	1	0	0	18	11.2
TEXAS TECH	1/10/09	*	35	2	9	.222	2	8	.250	5	6	.833	0	1	1	3.0	2	0	5	1	0	4	11	11.2
at Texas A&M	1/14/09	*	37	6	11	.545	3	7	.429	1	2	.500	1	0	1	2.8	3	0	2	0	0	0	16	11.5
OKLAHOMA STATE	1/17/09	*	37	4	5	.800	2	2	1.000	1	3	.333	1	2	3	2.9	3	0	2	2	0	1	11	11.5
at Kansas State	1/21/09	*	35	2	7	.286	1	3	.333	0	0	.000	0	2	2	2.8	1	0	8	2	0	2	5	11.1
at Oklahoma	1/24/09	*	30	1	6	.167	1	4	.250	0	0	.000	3	3	6	3.0	1	0	1	1	0	0	3	10.6
TEXAS	1/27/09	*	25	3	8	.375	3	6	.500	0	5	.000	1	2	3	3.0	4	0	7	3	0	1	9	10.5
at Missouri	1/31/09	*	36	5	12	.417	2	8	.250	0	0	.000	0	4	4	3.1	3	0	4	1	0	2	12	10.6
KANSAS	2/2/09	*	35	4	12	.333	4	11	.364	0	0	.000	0	1	1	2.9	3	0	3	3	0	2	12	10.6
at Texas Tech	2/7/09	*	32	4	9	.444	4	8	.500	0	0	.000	0	2	2	2.9	4	0	1	1	0	1	12	10.7
OKLAHOMA	2/11/09	*	33	3	9	.333	2	8	.250	0	0	.000	1	2	3	2.9	2	0	4	1	0	1	8	10.6
TEXAS A&M	2/14/09	*	36	4	9	.444	2	5	.400	4	4	1.000	0	2	2	2.9	0	0	2	0	0	3	14	10.7
at Oklahoma State	2/21/09	*	36	11	18	.611	7	11	.636	1	2	.500	0	0	0	2.7	3	0	1	1	0	0	30	11.6
at Iowa State	2/24/09	*	38	7	15	.467	3	11	.273	3	3	1.000	0	2	2	2.7	2	0	2	3	0	0	20	11.9
COLORADO	2/28/09	*	33	3	8	.375	1	5	.200	1	2	.500	0	1	1	2.6	1	0	4	1	0	3	8	11.8
at Texas	3/2/09	*	37	2	7	.286	1	5	.200	0	0	.000	0	3	3	2.7	4	0	4	2	0	0	5	11.5
NEBRASKA	3/7/09	*	33	3	8	.375	3	8	.375	0	0	.000	0	4	4	2.7	3	0	2	0	0	1	9	11.4
Totals		27	903	102	238	.429	65	163	.399	39	56	.696	13	60	73	2.7	68	0	82	34	0	34	308	11.4

CARTER CAREER STATS

year	gp	gs	min	avg	fg	fga	pct	3fg	fga	pct	ft	fta	pct	off	def	tot	avg	pf	fo	a	to	blk	stl	pts	avg
2006-07 (fr)	31	13	789	25.5	92	247	.372	57	166	.343	28	36	.778	12	44	56	1.8	59	0	83	38	2	37	269	8.7
2007-08 (so)	32	8	827	25.8	103	242	.426	55	136	.404	45	61	.738	15	44	59	1.8	71	2	89	50	0	31	306	9.6
2008-09 (jr)	27	27	903	33.4	102	238	.429	65	163	.399	39	56	.696	13	60	73	2.7	68	0	82	34	0	34	308	11.4
Career	90	48	2519	28.0	297	727	.409	177	465	.381	112	153	.732	40	148	188	2.1	198	2	254	122	2	102	883	9.8

CARTER CAREER BIG 12 STATS

year	gp	gs	min	avg	fg	fga	pct	3fg	fga	pct	ft	fta	pct	off	def	tot	avg	pf	fo	a	to	blk	stl	pts	avg
2006-07 (fr)	16	11	432	27.0	43	132	.326	30	93	.323	14	18	.778	9	28	37	2.3	39	0	40	17	2	17	130	8.1
2007-08 (so)	16	6	437	27.3	48	118	.407	30	69	.435	32	40	.800	6	22	28	1.8	42	2	48	24	0	14	158	9.9
2008-09 (jr)	16	16	548	34.2	64	153	.418	41	110	.373	16	27	.593	7	31	38	2.4	39	0	52	22	0	21	185	11.6
Career	48	33	1417	29.5	155	403	.385	101	272	.371	62	85	.729	22	81	103	2.1	120	2	140	63	2	52	473	9.9

CARTER CAREER BIG 12 CHAMPIONSHIP STATS

year	gp	gs	min	avg	fg	fga	pct	3fg	fga	pct	ft	fta	pct	off	def	tot	avg	pf	fo	a	to	blk	stl	pts	avg
2006-07 (fr)	2	2	57	28.5	3	13	.231	1	6	.167	2	3	.667	1	2	3	1.5	2	0	7	3	0	3	9	4.5
2007-08 (so)	1	1	42	42.0	6	13	.462	3	8	.375	1	2	.500	1	3	4	4.0	4	0	0	4	0	1	16	16.0
Career	3	3	99	33.0	9	26	.346	4	14	.286	3	5	.600	2	5	7	2.3	6	0	7	7	0	4	25	8.3



MAMADOU DIENE

- **Position** Center
- **Class** Senior • 3L
- **Height** 7-1 • **Weight** 255
- **Hometown** Yeumbeul, Senegal
- **High School** Jean de la Fontaine
- **Shoe Size** 16
- **Standing Reach** 9 ft, 6 in
- **Wingspan** 7 ft, 3 1/4 in

SEASON & CAREER HIGHS

PTS	Season: 7 vs. Southern [11/22/08] Career: 14 vs. Texas [3/9/07]
REB	Season: 4, three times; last vs. TAMU [2/14/09] Career: 12 vs. Texas [3/9/07]
AST	Season: 1, twice; last vs. Colorado [2/28/09] Career: 2, four times; last vs. Grambling [11/29/06]
FG	Season: 3, twice; last vs. JSU [12/31/08] Career: 5, three times; last vs. Missouri [3/1/08]
FGA	Season: 4, twice; last at ISU [2/24/09] Career: 10 vs. Texas [3/9/07]
3FG	Season: — Career: none
3FGA	Season: — Career: none
FT	Season: 3 vs. Centenary [11/18/08] Career: 5 vs. Texas Tech [2/6/08]
FTA	Season: 4, twice; last vs. USC [1/2/09] Career: 9 vs. Gonzaga [11/15/06]
STL	Season: 1, three times; last at OU [1/24/09] Career: 2 vs. Iowa State [1/12/08]
BLK	Season: 3 vs. Southern [11/22/08] Career: 6, twice; last vs. Texas A&M [3/5/08]
MIN	Season: 18 vs. Providence [11/27/08] Career: 31 vs. Texas [1/21/06]

MISCELLANEOUS

	Sea. (W-L)	Car. (W-L)
Double-Figure Points:	0 (0-0)	4 (2-2)
Double-Figure Rebounds:	0 (0-0)	6 (2-4)
Led team in Rebounds:	1 (1-0)	20 (8-12)
2+ Blocks:	3 (2-1)	35 (17-18)
Double-Doubles:	0 (0-0)	1 (0-1)

NOTES AND TRENDS

- **11 points, 12 rebounds and 4 blocks in last 5 games**
- **Scored 5 points in 16 minutes vs. Colorado — the most in a Big 12 game this season**
- **Started at Iowa State, first start in 11 games**
- **Recorded 4 points, 2 rebounds and 1 block at Iowa State**
- **Logged 14 minutes, 4 rebounds, 2 blocks against Texas A&M**
- 2nd all-time at Baylor with 137 career blocked shots
- 10th all-time in Big 12 history with 87 career blocked shots in Big 12 games
- Tallied 2 blocks against Texas A&M, second time this year with multiple blocks
- Scored 6 points vs. Jackson State — the most points scored since Southern game (7 points)
- Played season-low 6 minutes vs. UT Arlington
- Went 3-of-4 at the free throw line, scoring 3 points vs. Centenary
- Scored season-high 7 points and 3 blocks in win over Southern
- **Graduated Dec. 20 - the first Scott Drew student-athlete to graduate and play the same day**
- Named Wooden Citizenship Cup semifinalist
- 2007-08 Big 12 Male Sportsperson of the Year
- Gregarious crowd and campus favorite, known by nickname "The Mayor"
- First signee of Scott Drew era at Baylor

DIENE 2008-2009 GAME-BY-GAME STATS

opponent	date	gs	min	fg	fga	pct	3fg	fga	pct	ft	fta	pct	off	def	tot	avg	pf	fo	a	to	blk	stl	pts	avg	
PAUL QUINN	11/15/08	*	15	1	1	1.000	0	0	.000	0	0	.000	2	2	4	4.0	3	0	0	1	1	0	2	2.0	
CENTENARY	11/18/08	*	15	0	0	.000	0	0	.000	3	4	.750	2	1	3	3.5	0	0	0	0	0	0	3	2.5	
SOUTHERN	11/22/08	*	16	3	3	1.000	0	0	.000	1	1	1.000	2	0	2	3.0	1	0	0	1	3	1	7	4.0	
JACKSONVILLE	11/24/08	*	11	0	1	.000	0	0	.000	0	0	.000	2	0	2	2.8	1	0	0	0	1	0	0	3.0	
vs Providence	11/27/08	*	18	2	2	1.000	0	0	.000	0	2	.000	2	0	2	2.6	4	0	0	3	1	0	4	3.2	
vs Arizona State	11/28/08	*	12	1	1	1.000	0	0	.000	0	0	.000	0	0	0	2.2	4	0	0	0	0	0	2	3.0	
vs Wake Forest	11/30/08	*	17	1	1	1.000	0	0	.000	1	2	.500	0	2	2	2.1	3	0	0	0	1	0	3	3.0	
at Washington State	12/6/08	*	16	0	0	.000	0	0	.000	0	0	.000	0	3	3	2.3	2	0	0	0	0	0	0	2.6	
PRAIRIE VIEW A&M	12/13/08	*	8	1	1	1.000	0	0	.000	0	0	.000	0	4	4	2.4	3	0	1	1	1	0	2	2.6	
UT ARLINGTON	12/20/08	*	6	0	1	.000	0	0	.000	0	2	.000	0	0	0	2.2	1	0	0	0	0	0	0	2.3	
HARTFORD	12/22/08	*	4	0	0	.000	0	0	.000	0	0	.000	0	0	0	2.0	0	0	0	0	1	0	0	2.1	
PORTLAND STATE	12/29/08	*	6	0	1	.000	0	0	.000	0	0	.000	0	0	0	1.8	0	0	0	0	0	0	0	1.9	
JACKSON STATE	12/31/08	*	11	3	4	.750	0	0	.000	0	0	.000	0	0	0	1.7	4	0	0	0	1	0	6	2.2	
SOUTH CAROLINA	1/2/09	*	11	0	0	.000	0	0	.000	1	4	.250	1	1	2	1.7	1	0	0	2	0	0	1	2.1	
TEXAS TECH	1/10/09	*	1	0	0	.000	0	0	.000	0	0	.000	0	0	0	1.6	1	0	0	0	1	0	0	2.0	
at Texas A&M	1/14/09	*	9	0	0	.000	0	0	.000	0	0	.000	0	0	0	1.5	4	0	0	1	2	0	0	1.9	
OKLAHOMA STATE	1/17/09												-DNP (coach's decision)-												
at Kansas State	1/21/09												-DNP (coach's decision)-												
at Oklahoma	1/24/09		2	0	0	.000	0	0	.000	0	0	.000	0	0	0	1.4	0	0	0	0	0	0	1	0	1.8
TEXAS	1/27/09												-DNP (coach's decision)-												
at Missouri	1/31/09		1	0	0	.000	0	0	.000	0	0	.000	0	0	0	1.3	0	0	0	0	0	0	0	1.7	
KANSAS	2/2/09												-DNP (coach's decision)-												
at Texas Tech	2/7/09												-DNP (coach's decision)-												
OKLAHOMA	2/11/09		6	0	2	.000	0	0	.000	0	0	.000	1	0	1	1.3	3	0	0	1	0	0	0	1.6	
TEXAS A&M	2/14/09		14	0	0	.000	0	0	.000	0	0	.000	1	3	4	1.5	2	0	0	0	2	0	0	1.5	
at Oklahoma State	2/21/09												-DNP (coach's decision)-												
at Iowa State	2/24/09	*	12	2	4	.500	0	0	.000	0	1	.000	2	0	2	1.5	4	0	0	0	1	0	4	1.6	
COLORADO	2/28/09		16	2	3	.667	0	0	.000	1	1	1.000	2	1	3	1.5	4	0	1	0	1	0	5	1.8	
at Texas	3/2/09		10	1	2	.500	0	0	.000	0	0	.000	2	0	2	1.6	2	0	0	0	0	0	2	1.8	
NEBRASKA	3/7/09	*	5	0	0	.000	0	0	.000	0	0	.000	1	0	1	1.5	1	0	0	2	0	0	0	1.7	
TOTALS			18	242	17	27	.630	0	0	.000	7	17	.412	20	17	37	1.5	48	0	2	12	17	2	41	1.7

DIENE CAREER STATS

year	gp	gs	min	avg	fg	fga	pct	3fg	fga	pct	ft	fta	pct	off	def	tot	avg	pf	fo	a	to	blk	stl	pts	avg
2005-06 (rfr)	17	17	395	23.2	24	46	.522	0	0	.000	6	18	.333	40	59	99	5.8	64	7	10	32	38	9	54	3.2
2006-07 (so)	26	26	497	19.1	44	83	.530	0	0	.000	37	71	.521	43	79	122	4.7	80	6	5	23	41	6	125	4.8
2007-08 (jr)	25	1	413	16.5	31	46	.674	0	0	.000	24	36	.667	37	60	97	3.9	71	7	5	12	41	4	86	3.4
2008-09 (sr)	24	18	242	10.1	17	27	.630	0	0	.000	7	17	.412	20	17	37	1.5	48	0	2	12	17	2	41	1.7
Career	92	62	1547	16.8	116	202	.574	0	0	.000	74	142	.521	140	215	355	3.9	263	20	22	79	137	21	306	3.3

DIENE CAREER BIG 12 STATS

year	gp	gs	min	avg	fg	fga	pct	3fg	fga	pct	ft	fta	pct	off	def	tot	avg	pf	fo	a	to	blk	stl	pts	avg
2005-06 (rfr)	16	16	371	23.2	24	45	.533	0	0	.000	6	18	.333	39	55	94	5.9	59	6	8	32	34	9	54	3.4
2006-07 (so)	13	13	212	16.3	11	26	.423	0	0	.000	16	25	.640	12	26	38	2.9	37	3	1	10	13	2	38	2.9
2007-08 (jr)	16	0	290	18.1	22	29	.759	0	0	.000	20	25	.800	23	41	64	4.0	59	7	3	9	33	3	64	4.0
2008-09 (sr)	10	4	76	7.6	5	11	.455	0	0	.000	1	2	.500	9	4	13	1.3	21	0	1	4	7	1	11	1.1
Career	55	33	949	17.3	62	111	.559	0	0	.000	43	70	.614	83	126	209	3.8	176	16	13	55	87	15	167	3.0

DIENE CAREER BIG 12 CHAMPIONSHIP STATS

year	gp	gs	min	avg	fg	fga	pct	3fg	fga	pct	ft	fta	pct	off	def	tot	avg	pf	fo	a	to	blk	stl	pts	avg
2005-06 (rfr)	1	1	24	24.0	0	1	.000	0	0	.000	0	0	.000	1	4	5	5.0	5	1	2	0	4	0	0	0.0
2006-07 (so)	2	2	55	27.5	5	10	.500	0	0	.000	7	14	.500	7	12	19	9.5	9	1	0	2	2	2	17	8.5
2007-08 (jr)	1	0	6	6.0	0	1	.000	0	0	.000	0	0	.000	0	0	0	0.0	1	0	0	0	0	0	0	0.0
Career	4	3	85	21.3	5	12	.417	0	0	.000	7	14	.500	8	16	24	6.0	15	2	2	2	6	2	17	4.3



HENRY DUGAT

- **Position** Guard
- **Class** Senior • 3L
- **Height** 6-0 • **Weight** 173
- **Hometown** Dayton, Texas
- **High School** Dayton
- **Shoe Size** 12
- **Body Fat** 3.3 percent
- **Vertical Jump** 40 1/4 in

SEASON & CAREER HIGHS

PTS	Season: 22 vs. Paul Quinn [11/15/08] Career: 29 vs. Colorado State [11/14/06]
REB	Season: 10 vs. Southern [11/22/08] Career: 10 vs. Southern [11/22/08]
AST	Season: 9 vs. Southern [11/22/08] Career: 9 vs. Southern [11/22/08]
FG	Season: 7, three times; last vs. JSU [12/31/08] Career: 10 vs. Colorado State [11/14/06]
FGA	Season: 17 vs. Wake Forest [11/30/08] Career: 21 vs. Kansas State [2/1/06]
3FG	Season: 4, twice; last vs. PVAMU [12/13/08] Career: 6 vs. Kansas State [2/1/06]
3FGA	Season: 8 vs. Wake Forest [11/30/08] Career: 13 vs. Kansas State [2/1/06]
FT	Season: 7 vs. Hartford [12/22/08] Career: 8 at Texas A&M [2/24/07]
FTA	Season: 8, twice; last vs. Hartford [12/22/08] Career: 9, two times; last vs. Missouri [3/1/08]
STL	Season: 4, twice; last vs. Hartford [12/22/08] Career: 4, five times; last vs. Hartford [12/22/08]
BLK	Season: 2, twice; last vs. USC [1/2/09] Career: 2, five times; last vs. USC [1/2/09]
MIN	Season: 36, three times; last at TAMU [1/14/09] Career: 45 vs. Colorado State [11/14/06]

MISCELLANEOUS

	Sea. (W-L)	Car. (W-L)
Double-Figure Points:	17 (12-5)	59 (36-23)
Led team in Points:	3 (1-2)	20 (13-7)
20+ Points:	2 (2-0)	11 (10-1)
5+ Assists:	4 (4-0)	10 (9-1)
5+ Rebounds:	6 (3-3)	34 (19-15)

NOTES AND TRENDS

- Became 21st player in school history to score 1,000 career points, reaching the milestone Dec. 22 vs. Hartford
- Averaging 7.5 points and shooting 17.8 percent from 3-point range in Big 12 play (averaged 13.8 points and 43.4 percent from 3-point range in non-conference play)
- 0-for-19 3FGs in last 8 games
- Scored 6 points in 26 minutes off the bench in a loss at Texas
- Scored 5 points in 18 minutes off the bench in a win vs. Colorado
- Did not score at Oklahoma State — held scoreless for first time since Nov. 11, 2007, vs. Winthrop
- Scored 6 points at Oklahoma (broke string of 12 straight games in double-figures)
- Made 41 of his last 49 free throws over last 17 games (83.7 percent)
- Chipped in 20 points on 7-of-11 shooting in win vs. Jackson State
- Scored 16 points in 32 minutes vs. Hartford
- Scored 11 points on 4-of-7 shooting (3-for-5 from 3-point range) in 36 minutes vs. UT Arlington
- Scored 8 straight points to spur 10-0 Baylor run and help the Bears to a 27-point rout of Prairie View A&M
- Went 6-for-6 from the free throw line at Washington State
- Chipped in game-high 19 points vs. Wake Forest in 76 Classic championship game
- All 10 rebounds vs. Southern were on the defensive end
- Scored 13 points with career-high 10 rebounds and 9 assists in win over Southern
- Scored game-high 22 points with five assists in season-opening win over Paul Quinn

DUGAT 2008-2009 GAME-BY-GAME STATS

opponent	date	gs	min	fg	fga	pct	3fg	fga	pct	ft	fta	pct	off	def	tot	avg	pf	fo	a	to	blk	stl	pts	avg	
PAUL QUINN	11/15/08	*	28	7	10	.700	4	5	.800	4	4	1.000	0	2	2	2.0	1	0	5	1	2	3	22	22.0	
CENTENARY	11/18/08	*	33	5	11	.455	1	3	.333	3	6	.500	1	3	4	3.0	1	0	4	2	0	1	14	18.0	
SOUTHERN	11/22/08	*	36	4	8	.500	0	1	.000	5	8	.625	0	10	10	5.3	0	0	9	3	0	3	13	16.3	
JACKSONVILLE	11/24/08	*	30	2	7	.286	1	2	.500	0	0	.000	1	2	3	4.8	4	0	2	1	0	0	5	13.5	
vs Providence	11/27/08	*	26	1	4	.250	1	3	.333	0	0	.000	0	5	5	4.8	2	0	3	6	0	1	3	11.4	
vs Arizona State	11/28/08	*	32	5	9	.556	2	4	.500	2	3	.667	0	1	1	4.2	2	0	3	3	0	3	14	11.8	
vs Wake Forest	11/30/08	*	33	7	17	.412	3	8	.375	2	4	.500	0	3	3	4.0	5	1	2	2	0	4	19	12.9	
at Washington State	12/6/08	*	35	3	5	.600	0	0	.000	6	6	1.000	0	3	3	3.9	2	0	1	3	0	3	12	12.8	
PRAIRIE VIEW A&M	12/13/08	*	26	6	10	.600	4	7	.571	1	2	.500	2	0	2	3.7	3	0	1	1	0	2	17	13.2	
UT ARLINGTON	12/20/08	*	36	4	7	.571	3	5	.600	0	0	.000	0	1	1	3.4	1	0	2	0	0	1	11	13.0	
HARTFORD	12/22/08	*	32	4	9	.444	1	4	.250	7	8	.875	0	2	2	3.3	2	0	2	3	0	4	16	13.3	
PORTLAND STATE	12/29/08	*	29	4	13	.308	1	4	.250	2	4	.500	0	5	5	3.4	2	0	5	2	0	2	11	13.1	
JACKSON STATE	12/31/08	*	24	7	11	.636	1	4	.250	5	5	1.000	0	3	3	4.4	0	0	4	0	1	2	20	13.6	
SOUTH CAROLINA	1/2/09	*	34	6	14	.429	1	3	.333	3	4	.750	3	5	8	3.7	3	0	1	4	2	3	16	13.8	
TEXAS TECH	1/10/09	*	32	5	7	.714	0	2	.000	0	0	.000	0	1	1	3.5	3	0	2	2	0	3	10	13.5	
at Texas A&M	1/14/09	*	36	3	7	.429	1	2	.500	5	5	1.000	1	5	6	3.7	1	0	2	1	0	1	12	13.4	
OKLAHOMA STATE	1/17/09	*	33	3	9	.333	2	6	.333	4	6	.667	0	4	4	3.7	5	1	0	1	0	2	12	13.4	
at Kansas State	1/21/09	*	18	1	4	.250	1	2	.500	0	0	.000	0	2	2	3.6	3	0	3	1	0	0	3	12.8	
at Oklahoma	1/24/09	*	28	2	12	.167	1	5	.200	1	2	.500	1	3	4	3.6	1	0	0	1	0	1	6	12.4	
TEXAS	1/27/09	*	35	3	13	.231	0	3	.000	2	2	1.000	1	4	5	3.7	3	0	1	1	0	2	8	12.2	
at Missouri	1/31/09	*	35	5	9	.556	1	3	.333	3	4	.750	0	2	2	3.6	3	0	3	0	1	0	14	12.3	
KANSAS	2/2/09	*	37	4	10	.400	2	3	.667	5	5	1.000	0	3	3	3.6	3	0	1	4	0	1	15	12.4	
at Texas Tech	2/7/09	*	35	2	11	.182	0	5	.000	4	4	1.000	0	2	2	3.5	2	0	2	1	0	1	8	12.2	
OKLAHOMA	2/11/09	*	26	3	10	.300	0	6	.000	0	0	.000	0	3	3	3.5	0	0	1	2	0	0	6	12.0	
TEXAS A&M	2/14/09	*	28	3	6	.500	0	1	.000	0	0	.000	0	4	4	3.5	2	0	5	2	0	1	6	11.7	
at Oklahoma State	2/21/09	*	26	0	9	.000	0	1	.000	0	0	.000	1	0	1	3.4	2	0	1	1	0	0	0	11.3	
at Iowa State	2/24/09	*	24	1	5	.200	0	2	.000	0	0	.000	0	2	2	3.4	0	0	0	1	0	1	2	10.9	
COLORADO	2/28/09	*	18	2	4	.500	0	0	.000	1	2	.500	0	1	1	3.3	3	0	2	2	0	0	5	10.7	
at Texas	3/2/09	*	26	3	7	.429	0	1	.000	0	0	.000	0	2	2	3.2	3	0	0	1	0	1	6	10.6	
NEBRASKA	3/7/09	*	34	3	8	.375	0	3	.000	1	2	.500	0	6	6	3.3	0	0	1	0	0	1	7	10.4	
TOTALS			28	905	108	266	.406	31	98	.316	66	86	.767	11	89	100	3.3	62	2	68	52	6	47	313	10.4

DUGAT CAREER STATS

year	gp	gs	min	avg	fg	fga	pct	3fg	fga	pct	ft	fta	pct	off	def	tot	avg	pf	fo	a	to	blk	stl	pts	avg
2005-06 (fr)	15	0	364	24.3	39	112	.348	23	63	.365	7	12	.583	2	31	33	2.2	36	2	20	35	0	10	108	7.2
2006-07 (so)	31	20	854	27.5	125	264	.473	56	138	.406	58	77	.753	49	82	131	4.2	78	2	68	67	7	36	364	11.7
2007-08 (jr)	32	32	877	27.4	135	314	.430	44	114	.386	75	104	.721	29	103	132	4.1	66	1	51	55	8	46	389	12.2
2008-09 (sr)	30	28	905	30.2	108	266	.406	31	98	.316	66	86	.767	11	89	100	3.3	62	2	68	52	6	47	313	10.4
Career	108	80	3000	27.8	407	956	.426	154	413	.373	206	279	.738	91	305	396	3.7	242	7	207	209	21	139	1174	10.9

DUGAT CAREER BIG 12 STATS

year	gp	gs	min	avg	fg	fga	pct	3fg	fga	pct	ft	fta	pct	off	def	tot	avg	pf	fo	a	to	blk	stl	pts	avg
2005-06 (fr)	14	0	350	25.0	38	108	.352	23	61	.377	7	12	.583	2	31	33	2.4	33	2	18	32	0	10	106	7.6
2006-07 (so)	16	7	433	27.1	56	129	.434	25	69	.362	28	37	.757	24	37	61	3.8	40	2	29	25	3	18	165	10.3
2007-08 (jr)	16	16	460	28.8	70	166	.422	24	52	.462	45	61	.738	13	60	73	4.6	39	1	27	28	4	23	209	13.1
2008-09 (sr)	16	14	471	29.4	43	131	.328	8	45	.178	26	32	.813	4	44	48	3.0	34	1	24	21	1	15	120	7.5
Career	62	37	1714	27.6	207	534	.388	80	227	.352	106	142	.746	43	172	215	3.5	146	6	98	106	8	66	600	9.7

DUGAT CAREER BIG 12 CHAMPIONSHIP STATS

year	gp	gs	min	avg	fg	fga	pct	3fg	fga	pct	ft	fta	pct	off	def	tot	avg	pf	fo	a	to	blk	stl	pts	avg
2005-06 (fr)	1	0	14	14.0	1	4	.250	0	2	.000	0	0	.000	0	0	0	0.0	3	0	2	3	0	0	2	2.0
2006-07 (so)	2	0	56	28.0	13	22	.591	5	9	.556	6	8	.750	3	5	8	4.0	3	0	6	8	0	3	37	18.5
2007-08 (jr)	1	1	43	43.0	5	10	.500	3	4	.750	6	6	1.000	0	5	5	5.0	3	0	0	1	0	4	19	19.0
Career	4	1	113	28.3	19	36	.528	8	15	.533	12	14	.857	3	10	13	3.3	9	0	8	12	0	7	58	14.5



LACEDARIUS DUNN

- **Position** Guard
- **Class** Sophomore • 1L
- **Height** 6-4 • **Weight** 196
- **Hometown** Monroe, La.
- **High School** Excelsior Christian
- **Shoe Size** 12.5
- **Hand Width** 10 1/4 in (L), 10 in (R)
- **Standing Reach** 8 ft, 4 1/2 in

SEASON & CAREER HIGHS

PTS	Season: 33 at Kansas State [1/21/09] Career: 38 at Texas Tech [3/8/08]
REB	Season: 10 vs. Jackson State [12/31/08] Career: 10, twice; last vs. JSU [12/31/08]
AST	Season: 3 vs. Paul Quinn [11/15/08] Career: 4, twice; last at Colorado [2/27/08]
FG	Season: 11 at Kansas State [1/21/09] Career: 11 at Kansas State [1/21/09]
FGA	Season: 21 at Oklahoma [1/24/09] Career: 21 at Oklahoma [1/24/09]
3FG	Season: 9 at Kansas State [1/21/09] Career: 9 at Kansas State [1/21/09]
3FGA	Season: 13, twice; last at Oklahoma [1/24/09] Career: 13, twice; last at Oklahoma [1/24/09]
FT	Season: 7, five times; last at Texas [3/2/09] Career: 12 at Texas Tech [3/8/08]
FTA	Season: 10 vs. Texas [3/2/09] Career: 13 at Texas Tech [3/8/08]
STL	Season: 4 vs. Paul Quinn [11/15/08] Career: 4, twice; last vs. Paul Quinn [11/15/08]
BLK	Season: 2, twice; last vs. Texas A&M [2/14/09] Career: 2, twice; last vs. Texas A&M [2/14/09]
MIN	Season: 33 vs. Oklahoma State [1/17/09] Career: 38 vs. Colorado [3/13/08]

MISCELLANEOUS

	Sea. (W-L)	Car. (W-L)
Double-Figure Points:	25 (14-11)	44 (26-18)
Led team in Points:	9 (7-2)	18 (12-6)
20+ Points:	6 (5-1)	12 (8-4)
5+ Assists:	0 (0-0)	0 (0-0)
5+ Rebounds:	12 (7-5)	24 (17-7)

NOTES AND TRENDS

- **2009 Big 12 Sixth Man Award recipient**
- **2009 All-Big 12, honorable mention (coaches)**
- **Named to 2009 All-Reserve Team by a group of media who regularly cover the Big 12**
- **Shooting 18.4 pct (7-for-38) from 3-point range in the last 7 games**
- **14-for-58 from 3-point range in last 11 games (24.1 percent) — Baylor is 2-9 over that stretch**
- **Currently has 79 3FG made — the 5th-most single-season total in BU history (had 74 3FG made last season)**
- **Had a 28-game 3-point streak that ended Feb. 11 vs. Oklahoma — the 2nd-longest streak in school history**
- **Has made at least one 3-pointer in 56 of 61 career games**
- Tied school record with 9 made 3-pointers at Kansas State
- **Ranks 7th all-time at Baylor in 3-point field goals made**
- Season-high 33 points at Kansas State (second-career 30-point game)
- Game-high 20 points vs. Texas Tech, including 11 straight in decisive 13-1 second-half run
- Poured in a game-high 22 points on 8-of-11 shooting in win vs. Portland State
- Scored team-high 18 points, along with the first two blocked shots of his career in 90-63 win over Prairie View A&M
- Scored 27 points on 7-of-15 shooting (6-of-12 from 3-point range) in upset win of Arizona State
- Registered team-high 23 points on 8-of-15 shooting (7 3-point field goals) in 76-68 win over Jacksonville
- Freshman All-American in 2008
- A National top 20-50 recruit, entered college as highest-rated Baylor signee in memory

DUNN 2008-2009 GAME-BY-GAME STATS

opponent	date	gs	min	fg	fga	pct	3fg	fga	pct	ft	fta	pct	off	def	tot	avg	pf	fo	a	to	blk	stl	pts	avg	
PAUL QUINN	11/15/08	*	31	7	18	.389	2	11	.182	0	0	.000	1	5	6	6.0	1	0	3	0	0	4	16	16.0	
CENTENARY	11/18/08	*	25	7	12	.583	4	7	.571	0	0	.000	0	2	2	4.0	5	1	0	1	0	2	18	17.0	
SOUTHERN	11/22/08	*	27	5	12	.417	2	8	.250	0	0	.000	1	5	6	4.7	2	0	1	1	0	2	12	15.3	
JACKSONVILLE	11/24/08		32	8	15	.533	7	11	.636	0	0	.000	1	2	3	4.3	2	0	0	1	0	0	23	17.3	
vs Providence	11/27/08		25	3	9	.333	1	7	.143	5	7	.714	0	4	4	4.2	4	0	0	4	0	3	12	16.2	
vs Arizona State	11/28/08		30	7	16	.438	6	13	.462	7	8	.875	0	4	4	4.2	3	0	0	0	0	1	27	18.0	
vs Wake Forest	11/30/08		28	2	11	.182	1	7	.143	7	8	.875	1	3	4	4.1	2	0	2	3	0	1	12	17.1	
at Washington State	12/6/08		25	4	9	.444	4	7	.571	2	4	.500	0	3	3	4.0	4	0	0	2	0	0	14	16.8	
PRAIRIE VIEW A&M	12/13/08		25	6	11	.545	4	8	.500	2	2	1.000	0	0	0	3.6	0	0	1	1	2	1	18	16.9	
UT ARLINGTON	12/20/08		20	2	7	.286	1	5	.200	4	5	.800	4	2	6	3.8	5	1	2	2	0	1	9	16.1	
HARTFORD	12/22/08		29	4	10	.400	3	8	.375	3	4	.750	1	4	5	3.9	3	0	0	1	0	0	14	15.9	
PORTLAND STATE	12/29/08		29	8	11	.727	4	5	.800	2	2	1.000	3	3	6	4.1	3	0	0	2	0	0	22	16.4	
JACKSON STATE	12/31/08		21	5	6	.833	3	4	.750	3	3	1.000	3	7	10	4.5	1	0	1	5	0	1	16	16.4	
SOUTH CAROLINA	1/2/09		25	1	4	.250	1	4	.250	6	6	1.000	1	1	2	4.4	4	0	1	1	0	0	9	15.9	
TEXAS TECH	1/10/09		29	7	15	.467	5	12	.417	1	2	.500	0	1	1	4.1	2	0	0	2	0	0	20	16.1	
at Texas A&M	1/14/09		27	6	12	.500	1	3	.333	1	2	.500	1	5	6	4.3	3	0	0	4	0	0	14	16.0	
OKLAHOMA STATE	1/17/09		33	5	13	.385	3	9	.333	0	2	.000	2	5	7	4.4	3	0	0	3	0	2	13	15.8	
at Kansas State	1/21/09		32	11	14	.786	9	12	.750	2	2	1.000	1	4	5	4.4	3	0	0	3	1	1	33	16.8	
at Oklahoma	1/24/09		26	8	21	.381	4	13	.308	0	0	.000	5	0	5	4.5	3	0	0	0	0	2	20	16.9	
TEXAS	1/27/09		29	2	9	.222	1	4	.250	7	8	.875	3	0	3	4.4	2	0	0	1	0	1	12	16.7	
at Missouri	1/31/09		27	5	10	.500	2	7	.286	1	1	1.000	0	6	6	4.5	4	0	0	2	0	1	13	16.5	
KANSAS	2/2/09		27	2	6	.333	2	4	.500	7	8	.875	1	3	4	4.5	4	0	0	3	0	2	13	16.4	
at Texas Tech	2/7/09		31	2	6	.333	2	5	.400	7	7	1.000	2	2	4	4.4	4	0	0	1	0	0	13	16.2	
OKLAHOMA	2/11/09		31	4	10	.400	0	6	.000	3	4	.750	2	3	5	4.5	5	1	0	0	0	0	11	16.0	
TEXAS A&M	2/14/09		22	3	5	.600	0	2	.000	3	6	.500	0	4	4	4.4	2	0	0	0	2	0	9	15.7	
at Oklahoma State	2/21/09		22	3	11	.273	2	8	.250	0	0	.000	0	3	3	4.4	4	0	0	1	0	0	8	15.4	
at Iowa State	2/24/09		25	4	11	.364	0	6	.000	2	3	.667	3	2	5	4.4	0	0	1	1	0	0	10	15.2	
COLORADO	2/28/09	*	32	4	9	.444	2	3	.667	0	0	.000	1	4	5	4.4	3	0	0	1	0	2	10	15.0	
at Texas	3/2/09	*	32	3	12	.250	2	7	.286	7	10	.700	1	2	3	4.4	2	0	0	1	0	1	15	15.0	
NEBRASKA	3/7/09		25	5	10	.500	1	6	.167	5	5	1.000	0	1	1	4.3	0	0	1	3	0	1	16	15.1	
TOTALS			5	822	143	325	.440	79	212	.373	87	109	.798	38	90	128	4.3	83	3	13	50	5	29	452	15.1

DUNN CAREER STATS

year	gp	gs	min	avg	fg	fga	pct	3fg	fga	pct	ft	fta	pct	off	def	tot	avg	pf	fo	a	to	blk	stl	pts	avg
2007-08 (fr)	31	0	681	22.0	130	288	.451	74	178	.416	87	104	.837	35	92	127	4.1	69	1	24	46	0	28	421	13.6
2008-09 (so)	30	5	822	27.4	143	325	.440	79	212	.373	87	109	.798	38	90	128	4.3	83	3	13	50	5	29	452	15.1
Career	61	5	1503	24.6	273	613	.445	153	390	.392	174	213	.817	73	182	255	4.2	152	4	37	96	5	57	873	14.3

DUNN CAREER BIG 12 STATS

year	gp	gs	min	avg	fg	fga	pct	3fg	fga	pct	ft	fta	pct	off	def	tot	avg	pf	fo	a	to	blk	stl	pts	avg
2007-08 (fr)	16	0	346	21.6	63	155	.406	34	93	.366	57	66	.864	16	45	61	3.8	34	1	11	27	0	11	217	13.6
2008-09 (so)	16	2	450	28.1	74	174	.425	36	107	.336	46	60	.767	22	45	67	4.2	44	1	2	26	3	13	230	14.4
Career	32	2	796	24.9	137	329	.416	70	200	.350	103	126	.817	38	90	128	4.0	78	2	13	53	3	24	447	14.0

DUNN CAREER BIG 12 CHAMPIONSHIP STATS

year	gp	gs	min	avg	fg	fga	pct	3fg	fga	pct	ft	fta	pct	off	def	tot	avg	pf	fo	a	to	blk	stl	pts	avg
2007-08 (fr)	1	0	38	38.0	7	14	.500	1	7	.143	5	7	.714	3	4	7	7.0	2	0	0	1	0	2	20	20.0
Career	1	0	38	38.0	7	14	.500	1	7	.143	5	7	.714	3	4	7	7.0	2	0	0	1	0	2	20	20.0



FRED ELLIS

- **Position** Forward
- **Class** Freshman • RS
- **Height** 6-6 • **Weight** 205
- **Hometown** Sacramento, Calif.
- **High School** Sacramento
- **Shoe Size** 13
- **Wingspan** 6 ft, 9 in
- **Standing Reach** 8 ft, 7 in

SEASON & CAREER HIGHS

PTS	Season: 10 vs. Jacksonville [11/24/08] Career: —
REB	Season: 6 vs. Providence [11/27/08] Career: —
AST	Season: 2, twice; last vs. JSU [12/31/08] Career: —
FG	Season: 3, twice; last vs. Providence [11/27/08] Career: —
FGA	Season: 6 vs. Providence [11/27/08] Career: —
3FG	Season: 1, twice; last vs. Jacksonville [11/24/08] Career: —
3FGA	Season: 2, three times; last vs. JSU [12/31/08] Career: —
FT	Season: 4 vs. Southern [11/22/08] Career: —
FTA	Season: 6 vs. Southern [11/22/08] Career: —
STL	Season: 2, twice; last vs. Jacksonville [11/24/08] Career: —
BLK	Season: 2 vs. Centenary [11/18/08] Career: —
MIN	Season: 19 vs. Paul Quinn [11/15/08] Career: —

MISCELLANEOUS

	Sea. (W-L)	Car. (W-L)
Double-Figure Points:	1 (1-0)	1 (1-0)
Double-Figure Rebounds:	—	—
Led team in Rebounds:	—	—
2+ Blocks:	—	—
Double-Doubles:	—	—

NOTES AND TRENDS

- Did not score in 10 Big 12 games played
- Did not play vs. Nebraska on March 7 (coach's decision)
- Played 10 minutes or less in 10 Big 12 games
- Scored 8 points with career-high 6 rebounds in win vs. Providence at 76 Classic
- Recorded career-high 10 points on 3-of-4 shooting in win over Jacksonville
- Scored 6 points in 16 minutes vs. Southern
- Had 2 assists and 2 blocks in 17 minutes vs. Centenary
- Made Baylor debut vs. Paul Quinn, scoring 4 points with 3 rebounds in 19 minutes
- Big 12 Commissioner's Honor Roll, fall 2007

ELLIS 2008-2009 GAME-BY-GAME STATS

opponent	date	gs	min	fg	fga	pct	3fg	fga	pct	ft	fta	pct	off	def	tot	avg	pf	fo	a	to	blk	stl	pts	avg
PAUL QUINN	11/15/08	19	1	2	.500	1	1	1.000	1	3	.333	1	2	3	3.0	2	0	1	1	0	0	4	4.0	
CENTENARY	11/18/08	17	0	1	.000	0	1	.000	0	0	.000	1	4	5	4.0	4	0	2	3	2	0	0	2.0	
SOUTHERN	11/22/08	16	1	4	.250	0	1	.000	4	6	.667	0	4	4	4.0	1	0	0	0	1	2	6	3.3	
JACKSONVILLE	11/24/08	10	3	4	.750	1	2	.500	3	4	.750	1	0	1	3.3	1	0	0	1	1	2	10	5.0	
vs Providence	11/27/08	17	3	6	.500	0	2	.000	2	2	1.000	2	4	6	3.8	1	0	0	2	0	1	8	5.6	
vs Arizona State	11/28/08	7	0	0	.000	0	0	.000	0	0	.000	0	1	1	3.3	0	0	0	1	0	0	0	4.7	
vs Wake Forest	11/30/08	4	0	1	.000	0	0	.000	1	2	.500	0	1	1	3.0	1	0	0	0	0	1	4.1		
at Washington State	12/6/08	-DNP (coach's decision)-																						
PRAIRIE VIEW A&M	12/13/08	6	0	0	.000	0	0	.000	0	0	.000	0	0	0	2.6	1	0	1	0	0	0	0	3.6	
UT ARLINGTON	12/20/08	10	1	2	.500	0	1	.000	0	0	.000	1	2	3	2.7	3	0	0	0	1	0	2	3.4	
HARTFORD	12/22/08	9	0	0	.000	0	0	.000	0	1	.000	0	2	2	2.6	2	0	0	0	0	1	0	3.1	
PORTLAND STATE	12/29/08	9	1	2	.500	0	0	.000	1	1	1.000	0	0	0	2.4	2	0	0	0	0	0	3	3.1	
JACKSON STATE	12/31/08	12	2	5	.400	0	2	.000	0	0	.000	0	1	1	2.3	0	0	2	1	0	0	4	3.2	
SOUTH CAROLINA	1/2/09	4	0	0	.000	0	0	.000	0	0	.000	1	1	2	2.2	0	0	0	0	0	0	0	2.9	
TEXAS TECH	1/10/09	10	0	0	.000	0	0	.000	0	0	.000	1	3	4	2.4	3	0	0	0	0	0	0	2.7	
at Texas A&M	1/14/09	3	0	0	.000	0	0	.000	0	0	.000	0	1	1	2.3	0	0	0	1	0	1	0	2.5	
OKLAHOMA STATE	1/17/09	3	0	0	.000	0	0	.000	0	0	.000	1	0	1	2.2	2	0	0	1	0	0	0	2.4	
at Kansas State	1/21/09	-DNP (coach's decision)-																						
at Oklahoma	1/24/09	6	0	3	.000	0	0	.000	0	2	.000	3	0	3	2.2	3	0	0	1	0	0	0	2.2	
TEXAS	1/27/09	3	0	2	.000	0	0	.000	0	0	.000	2	0	2	2.2	2	0	0	1	0	0	0	2.1	
at Missouri	1/31/09	8	0	1	.000	0	0	.000	0	0	.000	2	1	3	2.3	3	0	0	1	1	0	0	2.0	
KANSAS	2/2/09	0	0	0	.000	0	0	.000	0	0	.000	0	0	0	2.2	0	0	0	0	0	0	0	1.9	
at Texas Tech	2/7/09	2	0	0	.000	0	0	.000	0	0	.000	0	0	0	2.0	1	0	0	0	0	0	0	1.8	
OKLAHOMA	2/11/09	-DNP (coach's decision)-																						
TEXAS A&M	2/14/09	-DNP (coach's decision)-																						
at Oklahoma State	2/21/09	-DNP (coach's decision)-																						
at Iowa State	2/24/09	2	0	0	.000	0	0	.000	0	0	.000	0	0	0	2.0	0	0	0	0	0	0	0	1.7	
COLORADO	2/28/09	-DNP (coach's decision)-																						
at Texas	3/2/09	1	0	1	.000	0	0	.000	0	0	.000	0	0	0	1.9	0	0	0	0	0	0	0	1.7	
NEBRASKA	3/7/09	-DNP (coach's decision)-																						
TOTALS		0	178	12	34	.353	2	10	.200	12	20	.600	16	27	43	1.9	32	0	6	14	6	7	38	1.7

ELLIS CAREER STATS

year	gp	gs	min	avg	fg	fga	pct	3fg	fga	pct	ft	fta	pct	off	def	tot	avg	pf	fo	a	to	blk	stl	pts	avg
2008-09 (rfr)	23	0	178	7.7	12	34	.353	2	10	.200	12	20	.600	16	27	43	1.9	32	0	6	14	6	7	38	1.7
Career	23	0	178	7.7	12	34	.353	2	10	.200	12	20	.600	16	27	43	1.9	32	0	6	14	6	7	38	1.7

ELLIS CAREER BIG 12 STATS

year	gp	gs	min	avg	fg	fga	pct	3fg	fga	pct	ft	fta	pct	off	def	tot	avg	pf	fo	a	to	blk	stl	pts	avg
2008-09 (rfr)	10	0	38	3.8	0	7	.000	0	0	.000	0	2	.000	9	5	14	1.4	14	0	0	5	1	1	0	0.0
Career	10	0	38	3.8	0	7	.000	0	0	.000	0	2	.000	9	5	14	1.4	14	0	0	5	1	1	0	0.0

ELLIS CAREER BIG 12 CHAMPIONSHIP STATS

year	gp	gs	min	avg	fg	fga	pct	3fg	fga	pct	ft	fta	pct	off	def	tot	avg	pf	fo	a	to	blk	stl	pts	avg
2008-09 (rfr)	—	—	—	—	—	—	—	—	—	—	—	—	—	—	—	—	—	—	—	—	—	—	—	—	—
Career	—	—	—	—	—	—	—	—	—	—	—	—	—	—	—	—	—	—	—	—	—	—	—	—	—



CURTIS JERRELLS

- **Position** Guard
- **Class** Senior • 3L
- **Height** 6-1 • **Weight** 208
- **Hometown** Austin, Texas
- **High School** Del Valle
- **Wingspan** 6 ft, 4 1/4 in
- **Vertical Jump** 37 in
- **Standing Reach** 8 ft, 1 1/2 in

SEASON & CAREER HIGHS

PTS	Season: 31 vs. Oklahoma State [1/17/09]
	Career: 36 at Texas A&M [1/23/08]
REB	Season: 11 vs. Hartford [12/22/08]
	Career: 11 vs. Hartford [12/22/08]
AST	Season: 10, four times; last vs. OSU [1/17/09]
	Career: 10, four times; last vs. OSU [1/17/09]
FG	Season: 9 vs. Oklahoma State [1/17/09]
	Career: 12 vs. Missouri [3/8/07]
FGA	Season: 20 vs. Oklahoma State [1/17/09]
	Career: 21, twice; last at Kansas [2/9/08]
3FG	Season: 5 vs. Oklahoma State [1/17/09]
	Career: 5, three times; last vs. OSU [1/17/09]
3FGA	Season: 10 vs. Oklahoma State [1/17/09]
	Career: 10 vs. Oklahoma State [1/17/09]
FT	Season: 16 vs. UT Arlington [12/20/08]
	Career: 20 at Texas A&M [1/23/08]
FTA	Season: 17 vs. UT Arlington [12/20/08]
	Career: 24 at Texas A&M [1/23/08]
STL	Season: 5 vs. Southern [11/22/08]
	Career: 5 vs. Southern [11/22/08]
BLK	Season: 1, four times; last vs. Texas [1/27/09]
	Career: 3 at Syracuse [12/16/06]
MIN	Season: 42 vs. Oklahoma State [1/17/09]
	Career: 53 at Texas A&M [1/23/08]

MISCELLANEOUS

	Sea. (W-L)	Car. (W-L)
Double-Figure Points:	26 (16-10)	85 (44-41)
Led team in Points:	10 (5-5)	41 (15-26)
20+ Points:	8 (5-3)	25 (13-12)
5+ Assists:	15 (10-5)	38 (25-13)
Led team in Assists:	18 (11-7)	62 (34-28)

NOTES AND TRENDS

- **2009 All-Big 12, third team (coaches)**
- **5th all-time at Baylor with 1,672 career points**
- **On pace to become first player in BU history to lead team in scoring and assists for four-straight seasons**
- **One of 10 men's basketball finalists for 2009 Lowe's Senior CLASS Award**
- **Has started all 110 games at Baylor, setting the school career record (Doug Brandt, 108)**
- **Became just the second player in Baylor history to top 1,000 points, 400 assists and 100 steals**
- **Has led Baylor in scoring, assists and minutes played all four seasons**
- **100-for-126 career on clutch free throws (final 3 minutes of regulation and OT periods) - a career 79.4 percentage**
- **Ranks 9th all-time in school history with 25 20-point games**
- **Has played more minutes than any other player in BU history (3,626)**
- **Scored game-high 29 points — 24 in the second half — in a 75-57 win over Colorado on Feb. 28**
- **Scored a career-low 4 points against Kansas (0-for-7 field goals; first-ever game with no made FG)**
- **Shooting career-low 41.4 percent from the floor (career-low 37.3 percent in Big 12 play)**
- **Has recorded 4 double-doubles this season (0 in previous 3 seasons)**
- **Season-high 31 points in OT win over Oklahoma State Jan. 17**
- **Finished with 17 points and career highs with 11 rebounds and 10 assists vs. Hartford, recording his first career triple-double**
- **Went 16-for-17 from the free throw line vs. UTA, making first 16 attempts (was 5-for-6 in the game's final 3 minutes)**
- **Scored 29 points in win vs. UT Arlington, recording 24 of his 29 in the second half**
- **Preseason All-Big 12 selection**

JERRELLS 2008-2009 GAME-BY-GAME STATS

opponent	date	gs	min	fg	fga	pct	3fg	fga	pct	ft	fta	pct	off	def	tot	avg	pf	fo	a	to	blk	stl	pts	avg	
PAUL QUINN	11/15/08	*	35	5	12	.417	2	5	.400	5	6	.833	2	3	5	5.0	3	0	10	7	0	3	17	17.0	
CENTENARY	11/18/08	*	33	7	9	.778	2	3	.667	4	7	.571	2	1	3	4.0	0	0	8	1	0	1	20	18.5	
SOUTHERN	11/22/08	*	32	5	8	.625	2	4	.500	1	3	.333	0	2	2	3.3	2	0	1	5	0	5	13	16.7	
JACKSONVILLE	11/24/08	*	34	6	11	.545	2	6	.333	4	6	.667	0	1	1	2.8	1	0	8	4	0	1	18	17.0	
vs Providence	11/27/08	*	37	3	10	.300	2	6	.333	3	6	.500	0	5	5	3.2	3	0	4	3	1	0	11	15.8	
vs Arizona State	11/28/08	*	35	6	11	.545	2	5	.400	8	9	.889	0	4	4	3.3	3	0	7	1	1	1	22	16.8	
vs Wake Forest	11/30/08	*	36	3	12	.250	2	7	.286	8	9	.889	0	1	1	3.0	2	0	2	2	0	3	16	16.7	
at Washington State	12/6/08	*	37	3	10	.300	0	5	.000	7	8	.875	0	8	8	3.6	0	0	4	3	0	0	13	16.3	
PRAIRIE VIEW A&M	12/13/08	*	34	4	10	.400	1	2	.500	4	5	.800	1	3	4	3.7	0	0	8	5	0	1	13	15.9	
UT ARLINGTON	12/20/08	*	35	6	14	.429	1	6	.167	16	17	.941	1	6	7	4.0	2	0	7	3	0	2	29	17.2	
HARTFORD	12/22/08	*	36	4	8	.500	1	3	.333	8	11	.727	2	9	11	4.6	0	0	10	3	2	0	17	17.2	
PORTLAND STATE	12/29/08	*	37	6	8	.750	2	3	.667	2	4	.500	1	5	6	4.8	1	0	4	1	0	3	16	17.1	
JACKSON STATE	12/31/08	*	24	3	4	.750	1	2	.500	0	0	.000	0	2	2	4.5	0	0	4	4	0	2	7	16.3	
SOUTH CAROLINA	1/2/09	*	36	8	19	.421	1	3	.333	5	7	.714	2	4	6	4.6	2	0	10	3	1	0	22	16.7	
TEXAS TECH	1/10/09	*	33	5	10	.500	2	5	.400	1	4	.250	1	1	2	4.5	1	0	1	2	0	0	13	16.5	
at Texas A&M	1/14/09	*	32	4	17	.235	0	4	.000	4	6	.667	1	4	5	4.5	4	0	1	1	1	0	12	16.2	
OKLAHOMA STATE	1/17/09	*	42	9	20	.450	5	10	.500	8	12	.667	1	5	6	4.6	2	0	10	5	1	0	31	17.1	
at Kansas State	1/21/09	*	34	5	12	.417	2	5	.400	6	7	.857	1	2	3	4.5	4	0	5	3	0	0	18	17.1	
at Oklahoma	1/24/09	*	36	8	19	.421	4	9	.444	6	6	1.000	2	4	6	4.6	2	0	6	4	0	4	26	17.6	
TEXAS	1/27/09	*	35	6	18	.333	2	7	.286	0	0	.000	1	4	5	4.6	1	0	3	3	1	2	14	17.4	
at Missouri	1/31/09	*	33	2	10	.200	0	3	.000	1	2	.500	1	3	4	4.6	3	0	2	9	0	3	5	16.8	
KANSAS	2/2/09	*	36	0	7	.000	0	4	.000	4	6	.667	1	3	4	4.5	3	0	5	1	0	1	4	16.2	
at Texas Tech	2/7/09	*	36	7	16	.438	4	8	.500	2	2	1.000	0	5	5	4.6	0	0	2	3	0	2	20	16.4	
OKLAHOMA	2/11/09	*	35	5	11	.455	3	5	.600	6	6	1.000	0	3	3	4.5	2	0	0	4	0	0	19	16.5	
TEXAS A&M	2/14/09	*	35	5	11	.455	2	5	.400	2	2	1.000	0	2	2	4.4	2	0	7	1	0	2	14	16.4	
at Oklahoma State	2/21/09	*	39	3	8	.375	3	6	.500	0	2	.000	1	3	4	4.4	3	0	5	2	1	3	9	16.1	
at Iowa State	2/24/09	*	34	3	11	.273	1	6	.167	4	4	1.000	0	6	6	4.4	1	0	6	1	0	3	11	15.9	
COLORADO	2/28/09	*	37	8	12	.667	3	6	.500	10	11	.909	1	7	8	4.6	3	0	2	2	0	1	29	16.4	
at Texas	3/2/09	*	30	3	17	.176	2	7	.286	6	8	.750	1	7	8	4.7	4	0	3	0	0	1	14	16.3	
NEBRASKA	3/7/09	*	35	5	10	.500	4	6	.667	0	0	.000	1	5	6	4.7	4	0	2	5	0	1	14	16.2	
TOTALS			30	1043	147	355	.414	58	156	.372	135	176	.767	24	118	142	4.7	58	0	147	91	9	45	487	16.2

JERRELLS CAREER STATS

year	gp	gs	min	avg	fg	fga	pct	3fg	fga	pct	ft	fta	pct	off	def	tot	avg	pf	fo	a	to	blk	stl	pts	avg
2005-06 (fr)	17	17	567	33.4	82	187	.439	29	79	.367	37	51	.725	11	41	52	3.1	30	0	56	49	2	24	230	13.5
2006-07 (so)	31	31	1019	32.9	157	356	.441	57	156	.365	94	139	.676	35	111	146	4.7	52	0	118	85	11	33	465	15.0
2007-08 (jr)	32	32	997	31.2	165	387	.426	55	165	.333	105	140	.750	20	91	111	3.5	58	2	121	68	6	42	490	15.3
2008-09 (sr)	30	30	1043	34.8	147	355	.414	58	156	.372	135	176	.767	24	118	142	4.7	58	0	147	91	9	45	487	16.2
Career	110	110	3626	33.0	551	1285	.429	199	556	.358	371	506	.733	90	361	451	4.1	198	2	442	293	28	144	1672	15.2

JERRELLS CAREER BIG 12 STATS

year	gp	gs	min	avg	fg	fga	pct	3fg	fga	pct	ft	fta	pct	off	def	tot	avg	pf	fo	a	to	blk	stl	pts	avg
2005-06 (fr)	16	16	532	33.2	75	172	.436	27	72	.375	33	46	.717	11	40	51	3.2	28	0	53	46	2	22	210	13.1
2006-07 (so)	16	16	550	34.4	90	207	.435	34	89	.382	46	75	.613	26	50	76	4.8	33	0	59	48	5	13	260	16.3
2007-08 (jr)	16	16	513	32.1	88	205	.429	25	80	.313	49	74	.662	11	35	46	2.9	37	2	55	37	3	22	250	15.6
2008-09 (sr)	16	16	562	35.1	78	209	.373	37	96	.385	60	78	.769	13	64	77	4.8	39	0	60	46	4	23	253	15.8
Career	64	64	2157	33.7	331	793	.417	123	337	.365	188	273	.689	61	189	250	3.9	137	2	227	177	14	80	973	15.2

JERRELLS CAREER BIG 12 CHAMPIONSHIP STATS

year	gp	gs	min	avg	fg	fga	pct	3fg	fga	pct	ft	fta	pct	off	def	tot	avg	pf	fo	a	to	blk	stl	pts	avg
2005-06 (fr)	1	1	35	35.0	7	15	.467	2	7	.286	4	5	.800	0	1	1	1.0	2	0	3	3	0	2	20	20.0
2006-07 (so)	2	2	67	33.5	17	32	.531	6	13	.462	10	12	.833	2	14	16	8.0	2	0	5	6	0	2	50	25.0
2007-08 (jr)	1	1	42	42.0	6	18	.333	1	7	.143	7	8	.875	1	4	5	5.0	4	0	6	3	0	2	20	20.0
Career	4	4	144	36.0	30	65	.462	9	27	.333	21	25	.840	3	19	22	5.5	8	0	14	12	0	6	90	22.5



ANTHONY JONES

- **Position** Forward
- **Class** Freshman - HS
- **Height** 6-10 • **Weight** 186
- **Hometown** Houston, Texas
- **High School** Yates
- **Wingspan** 7 ft, 2 in
- **Standing Reach** 9 ft, 1/4 in

SEASON & CAREER HIGHS

PTS	Season: 12 vs. Texas A&M [2/14/09] Career: —
REB	Season: 8 at Oklahoma State [2/21/09] Career: —
AST	Season: 3 vs. Paul Quinn [11/15/08] Career: —
FG	Season: 4 vs. Texas A&M [2/14/09] Career: —
FGA	Season: 8 at Oklahoma State [2/21/09] Career: —
3FG	Season: 3 vs. Texas A&M [2/14/09] Career: —
3FGA	Season: 5, twice; last at OSU [2/21/09] Career: —
FT	Season: 1, three times; last vs. TAMU [2/14/09] Career: —
FTA	Season: 2, twice; last vs. Texas A&M [2/14/09] Career: —
STL	Season: 1, five times; last vs. TAMU [2/14/09] Career: —
BLK	Season: 2, three times; last at OSU [2/21/09] Career: —
MIN	Season: 29 at Oklahoma State [2/21/09] Career: —

MISCELLANEOUS

	Sea. (W-L)	Car. (W-L)
Double-Figure Points:	1 (1-0)	1 (1-0)
Double-Figure Rebounds:	0 (0-0)	0 (0-0)
Led team in Rebounds:	1 (0-1)	1 (0-1)
2+ Blocks:	3 (2-1)	3 (2-1)
Double-Doubles:	0 (0-0)	0 (0-0)

NOTES AND TRENDS

- Has scored 24 points in last 6 games — average of 4.8 points (scored 28 total points in first 10 games)
- Has played 84 minutes in last 6 games (played 14 minutes in first two Big 12 games)
- Chipped in 8 points in career-high 29 minutes at Oklahoma State
- Scored career-high 12 points in 27 minutes in win vs. Texas A&M
- Entered Texas A&M game averaging 3.0 points in two Big 12 games played
- Played 5 minutes and scored 3 points at Oklahoma (first Big 12 action of his career)
- Has 11 blocked shots in 14 games played
- Scored 3 points in 12 minutes in win over Prairie View A&M
- Scored 2 points with 2 rebounds and 2 blocks in 85-43 win vs. Southern
- Blocked 2 shots in 20 minutes vs. Centenary
- Made BU debut vs. Paul Quinn, scoring 9 points with 6 rebounds in 19 minutes
- One of highest-ranked recruits in program history (No. 27 by HoopScoop, No. 30 by Scout.com, No. 37 by CSTV/Hoopmaster, No. 45 by Rivals.com and No. 6 small forward by Scout.com and No. 9 small forward by Rivals.com)
- Has better-than-average shooting range
- Nickname is Ant

JONES 2008-2009 GAME-BY-GAME STATS

opponent	date	gs	min	fg	fga	pct	3fg	fga	pct	ft	fta	pct	off	def	tot	avg	pf	fo	a	to	blk	stl	pts	avg
PAUL QUINN	11/15/08	19	3	5	.600	2	4	.500	1	1	1.000	1	5	6	6.0	1	0	3	1	1	1	9	9.0	
CENTENARY	11/18/08	20	1	3	.333	1	3	.333	0	0	.000	1	2	3	4.5	0	0	0	1	2	0	3	6.0	
SOUTHERN	11/22/08	20	1	7	.143	0	3	.000	0	0	.000	1	1	2	3.7	1	0	1	1	2	1	2	4.7	
JACKSONVILLE	11/24/08								-DNP (coach's decision)-															
vs Providence	11/27/08	2	0	0	.000	0	0	.000	0	0	.000	0	0	0	2.8	0	0	0	0	0	0	0	3.5	
vs Arizona State	11/28/08								-DNP (coach's decision)-															
vs Wake Forest	11/30/08	3	1	2	.500	0	1	.000	1	2	.500	0	0	0	2.2	1	0	0	0	1	1	3	3.4	
at Washington State	12/6/08								-DNP (coach's decision)-															
PRAIRIE VIEW A&M	12/13/08	12	1	3	.333	1	3	.333	0	0	.000	0	0	0	1.8	1	0	0	0	0	0	3	3.3	
UT ARLINGTON	12/20/08								-DNP (coach's decision)-															
HARTFORD	12/22/08	3	0	1	.000	0	1	.000	0	0	.000	0	0	0	1.6	0	0	0	0	0	0	0	2.9	
PORTLAND STATE	12/29/08								-DNP (coach's decision)-															
JACKSON STATE	12/31/08	14	1	5	.200	0	4	.000	0	0	.000	0	1	1	1.5	1	0	0	0	1	1	2	2.8	
SOUTH CAROLINA	1/2/09								-DNP (coach's decision)-															
TEXAS TECH	1/10/09								-DNP (coach's decision)-															
at Texas A&M	1/14/09								-DNP (coach's decision)-															
OKLAHOMA STATE	1/17/09								-DNP (coach's decision)-															
at Kansas State	1/21/09								-DNP (coach's decision)-															
at Oklahoma	1/24/09	5	1	2	.500	1	1	1.000	0	0	.000	1	0	1	1.4	1	0	0	0	0	0	3	2.8	
TEXAS	1/27/09								-DNP (coach's decision)-															
at Missouri	1/31/09	9	1	2	.500	1	2	.500	0	0	.000	1	1	2	1.5	1	0	0	2	0	0	3	2.8	
KANSAS	2/2/09								-DNP (coach's decision)-															
at Texas Tech	2/7/09								-DNP (coach's decision)-															
OKLAHOMA	2/11/09								-DNP (coach's decision)-															
TEXAS A&M	2/14/09	27	4	6	.667	3	5	.600	1	2	.500	0	0	0	1.4	0	0	0	0	1	1	12	3.6	
at Oklahoma State	2/21/09	29	3	8	.375	1	5	.200	1	1	1.000	2	6	8	1.9	2	0	0	2	2	0	8	4.0	
at Iowa State	2/24/09	10	1	3	.333	0	2	.000	0	0	.000	0	0	0	1.8	1	0	0	0	0	0	2	3.8	
COLORADO	2/28/09	7	1	2	.500	0	1	.000	0	0	.000	1	1	2	1.8	0	0	0	0	1	0	2	3.7	
at Texas	3/2/09	3	0	1	.000	0	1	.000	0	0	.000	0	0	0	1.7	0	0	0	0	0	0	0	3.5	
NEBRASKA	3/7/09	8	0	2	.000	0	1	.000	0	0	.000	1	1	2	1.7	0	0	0	0	0	0	0	3.3	
TOTALS		0	191	19	52	.365	10	37	.270	4	6	.667	9	18	27	1.7	10	0	4	7	11	5	52	3.3

JONES CAREER STATS

year	gp	gs	min	avg	fg	fga	pct	3fg	fga	pct	ft	fta	pct	off	def	tot	avg	pf	fo	a	to	blk	stl	pts	avg
2008-09 (fr)	16	0	191	11.9	19	52	.365	10	37	.270	4	6	.667	9	18	27	1.7	10	0	4	7	11	5	52	3.3
Career	16	0	191	11.9	19	52	.365	10	37	.270	4	6	.667	9	18	27	1.7	10	0	4	7	11	5	52	3.3

JONES CAREER BIG 12 STATS

year	gp	gs	min	avg	fg	fga	pct	3fg	fga	pct	ft	fta	pct	off	def	tot	avg	pf	fo	a	to	blk	stl	pts	avg
2008-09 (fr)	8	0	98	12.3	11	26	.423	6	18	.333	2	3	.667	6	9	15	1.9	5	0	0	4	4	1	30	3.8
Career	8	0	98	12.3	11	26	.423	6	18	.333	2	3	.667	6	9	15	1.9	5	0	0	4	4	1	30	3.8

JONES CAREER BIG 12 CHAMPIONSHIP STATS

year	gp	gs	min	avg	fg	fga	pct	3fg	fga	pct	ft	fta	pct	off	def	tot	avg	pf	fo	a	to	blk	stl	pts	avg
2008-09 (fr)	—																								
Career	—																								



JOSH LOMERS

- **Position** Center
- **Class** Junior • 2L
- **Height** 7-0 • **Weight** 276
- **Hometown** Boerne, Texas
- **High School** Boerne
- **Shoe Size** 18
- **Wingspan** 7 ft, 3/8 in
- **Standing Reach** 9 ft, 2 in

SEASON & CAREER HIGHS

PTS	Season: 14 vs. Jackson State [12/31/08] Career: 14, twice; last vs. JSU [12/31/08]
REB	Season: 4, twice; last at OSU [2/21/09] Career: 7, four times; last vs. WBU [12/15/07]
AST	Season: 1, twice; last vs. Kansas [2/2/09] Career: 1, eight times; last vs. KU [2/2/09]
FG	Season: 4 vs. Jackson State [12/31/08] Career: 5, three times; last vs. Texas Tech [2/6/08]
FGA	Season: 6 vs. Jackson State [12/31/08] Career: 8 vs. Notre Dame [11/18/07]
3FG	Season: — Career: none
3FGA	Season: — Career: none
FT	Season: 6 vs. Jackson State [12/31/08] Career: 6 vs. Jackson State [12/31/08]
FTA	Season: 6 vs. Jackson State [12/31/08] Career: 6, four times; last vs. JSU [12/30/08]
STL	Season: 1, three times; last vs. OU [2/11/09] Career: 3 vs. Prairie View A&M [12/29/07]
BLK	Season: 2 vs. Southern [11/22/08] Career: 4 vs. North Carolina A&T [12/28/06]
MIN	Season: 16 at WSU [12/6/08] Career: 23, twice; last vs. WSU [11/30/07]

MISCELLANEOUS

	Sea. (W-L)	Car. (W-L)
Double-Figure Points:	1 (1-0)	6 (5-1)
Double-Figure Rebounds:	0 (0-0)	0 (0-0)
Led team in Rebounds:	0 (0-0)	2 (1-1)
2+ Blocks:	1 (1-0)	10 (8-2)
Double-Doubles:	0 (0-0)	0 (0-0)

NOTES AND TRENDS

- Averaged 8.9 minutes in 14 Big 12 games this season
- 2009 Academic All-Big 12, first team (first player in BU history named Academic All-Big 12 1st tm back-to-back seasons)
- Made first start of the season on Feb. 28 vs. Colorado
- Has made 17 of last 19 free throws over last 14 games played (84.6 percent in Big 12 games)
- 4 points, 4 rebounds in 8 minutes at Oklahoma State
- 4 points, 2 rebounds, 1 steal in 12 minutes against Oklahoma
- 3 rebounds, 1 assist in 10 minutes against Kansas
- Scored 5 points and 3 rebounds in 5 minutes against Texas
- Set career high with 6 free throws vs. Jackson State
- Tied career high with 14 points in win vs. Jackson State
- Scored 3 points in 11 minutes vs. Prairie View A&M
- Played season-high 16 minutes, scoring season-high 5 points with 3 rebounds in win at Washington State
- Pulled down 3 rebounds in 3 minutes vs. Southern
- Scored 4 points in 5 minutes vs. Paul Quinn
- 2008 Academic All-Big 12, first team
- Big 12 Commissioner's Honor Roll, fall 2008
- Big 12 Commissioner's Honor Roll, fall 2007

LOMERS 2008-2009 GAME-BY-GAME STATS

opponent	date	gs	min	fg	fga	pct	3fg	fga	pct	ft	fta	pct	off	def	tot	avg	pf	fo	a	to	blk	stl	pts	avg
PAUL QUINN	11/15/08	5	1	2	.500	0	0	.000	2	3	.667	0	0	0	0.0	1	0	0	0	0	0	4	4.0	
CENTENARY	11/18/08	3	1	1	1.000	0	0	.000	0	0	.000	0	0	0	0.0	0	0	0	0	0	0	2	3.0	
SOUTHERN	11/22/08	3	1	3	.333	0	0	.000	0	2	.000	3	0	3	1.0	0	0	0	0	0	2	0	2	2.7
JACKSONVILLE	11/24/08																							
vs Providence	11/27/08																							
vs Arizona State	11/28/08																							
vs Wake Forest	11/30/08																							
at Washington State	12/6/08	16	2	2	1.000	0	0	.000	1	1	1.000	1	2	3	1.5	4	0	0	1	0	0	5	3.3	
PRAIRIE VIEW A&M	12/13/08	11	1	1	1.000	0	0	.000	1	2	.500	0	1	1	1.4	1	0	0	0	0	0	3	3.2	
UT ARLINGTON	12/20/08	4	0	0	.000	0	0	.000	0	2	.000	0	0	0	1.2	0	0	0	1	0	1	0	2.7	
HARTFORD	12/22/08	9	1	1	1.000	0	0	.000	0	0	.000	0	0	0	1.0	3	0	0	0	0	0	2	2.6	
PORTLAND STATE	12/29/08																							
JACKSON STATE	12/31/08	11	4	6	.667	0	0	.000	6	6	1.000	4	0	4	1.4	2	0	0	0	0	0	14	4.0	
SOUTH CAROLINA	1/2/09	8	0	0	.000	0	0	.000	0	0	.000	0	1	1	1.3	2	0	0	1	0	0	0	3.6	
TEXAS TECH	1/10/09	12	1	2	.500	0	0	.000	1	2	.500	0	0	0	1.2	4	0	1	1	0	1	3	3.5	
at Texas A&M	1/14/09	3	0	0	.000	0	0	.000	0	0	.000	0	2	2	1.3	2	0	0	0	0	0	0	3.2	
OKLAHOMA STATE	1/17/09																							
at Kansas State	1/21/09	6	0	0	.000	0	0	.000	0	0	.000	0	0	0	1.2	2	0	0	0	0	0	0	2.9	
at Oklahoma	1/24/09	9	1	1	1.000	0	0	.000	0	0	.000	1	0	1	1.2	0	0	0	1	0	0	2	2.8	
TEXAS	1/27/09	5	1	2	.500	0	0	.000	3	3	1.000	1	2	3	1.3	2	0	0	1	0	0	5	3.0	
at Missouri	1/31/09																							
KANSAS	2/2/09	10	0	0	.000	0	0	.000	0	0	.000	1	2	3	1.4	1	0	1	0	0	0	0	2.8	
at Texas Tech	2/7/09	6	0	0	.000	0	0	.000	2	2	1.000	0	2	2	1.4	1	0	0	0	0	0	2	2.8	
OKLAHOMA	2/11/09	12	2	3	.667	0	0	.000	0	0	.000	1	1	2	1.5	4	0	0	0	0	1	4	2.8	
TEXAS A&M	2/14/09	8	0	0	.000	0	0	.000	1	2	.500	0	1	1	1.4	4	0	0	1	1	0	1	2.7	
at Oklahoma State	2/21/09	8	1	1	1.000	0	0	.000	2	2	1.000	2	2	4	1.6	1	0	0	0	0	0	4	2.8	
at Iowa State	2/24/09	5	0	0	.000	0	0	.000	0	0	.000	0	0	0	1.5	3	0	0	2	0	0	0	2.7	
COLORADO	2/28/09 *	12	1	1	1.000	0	0	.000	0	0	.000	0	0	0	1.4	2	0	0	3	0	0	2	2.6	
at Texas	3/2/09 *	14	2	2	1.000	0	0	.000	2	2	1.000	0	2	2	1.5	5	1	0	2	0	0	6	2.8	
NEBRASKA	3/7/09	15	2	4	.500	0	0	.000	0	0	.000	0	1	1	1.4	4	0	0	3	1	0	4	2.8	
TOTALS		2	195	22	32	.688	0	0	.000	21	29	.724	14	19	33	1.4	48	1	2	17	4	3	65	2.8

LOMERS CAREER STATS

year	gp	gs	min	avg	fg	fga	pct	3fg	fga	pct	ft	fta	pct	off	def	tot	avg	pf	fo	a	to	blk	stl	pts	avg
2006-07 (fr)	31	5	382	12.3	50	80	.625	0	0	.000	23	50	.460	33	47	80	2.6	85	7	3	36	16	6	123	4.0
2007-08 (so)	30	24	370	12.3	44	72	.611	0	0	.000	23	37	.622	27	39	66	2.2	69	1	4	26	21	9	111	3.7
2008-09 (jr)	23	2	195	8.5	22	32	.688	0	0	.000	21	29	.724	14	19	33	1.4	48	1	2	17	4	3	65	2.8
Career	84	31	947	11.3	116	184	.630	0	0	.000	67	116	.578	74	105	179	2.1	202	9	9	79	41	18	299	3.6

LOMERS CAREER BIG 12 STATS

year	gp	gs	min	avg	fg	fga	pct	3fg	fga	pct	ft	fta	pct	off	def	tot	avg	pf	fo	a	to	blk	stl	pts	avg
2006-07 (fr)	16	3	205	12.8	23	44	.523	0	0	.000	8	19	.421	14	25	39	2.4	50	4	2	18	6	1	54	3.4
2007-08 (so)	15	10	155	10.3	14	30	.467	0	0	.000	9	15	.600	11	13	24	1.6	32	1	1	9	8	2	37	2.5
2008-09 (jr)	14	2	125	8.9	11	16	.688	0	0	.000	11	13	.846	6	15	21	1.5	35	1	2	14	2	2	33	2.4
Career	45	15	485	10.8	48	90	.533	0	0	.000	28	47	.596	31	53	84	1.9	117	6	5	41	16	5	124	2.8

LOMERS CAREER BIG 12 CHAMPIONSHIP STATS

year	gp	gs	min	avg	fg	fga	pct	3fg	fga	pct	ft	fta	pct	off	def	tot	avg	pf	fo	a	to	blk	stl	pts	avg
2006-07 (fr)	2	0	15	7.5	1	1	1.000	0	0	.000	0	0	.000	0	0	0	0.0	3	0	0	0	0	0	2	1.0
2007-08 (so)	0	0	0	0.0	0	0	.000	0	0	.000	0	0	.000	0	0	0	0.0	0	0	0	0	0	0	0	0.0
Career	2	0	15	7.5	1	1	1.000	0	0	.000	0	0	.000	0	0	0	0.0	3	0	0	0	0	0	2	1.0



KEVIN ROGERS

- **Position** Forward
- **Class** Senior • 3L
- **Height** 6-9 • **Weight** 250
- **Hometown** Dallas, Texas
- **High School** South Oak Cliff
- **Wingspan** 7 ft, 0 in
- **Standing Reach** 8 ft, 11 in
- **Hand Width** 11 in (L), 10 3/4 in (R)

SEASON & CAREER HIGHS

PTS	Season: 21 vs. Jackson State [12/31/08] Career: 27 at Missouri [2/14/07]
REB	Season: 14, twice; last vs. TTU [1/10/09] Career: 18 at Texas A&M [1/23/08]
AST	Season: 4 vs. Oklahoma [2/11/09] Career: 4 vs. Oklahoma [2/11/09]
FG	Season: 10 vs. Jackson State [12/31/08] Career: 12, twice; last vs. MVSU [12/3/07]
FGA	Season: 13, three times; last vs. USC [1/2/09] Career: 20 at Missouri [2/14/07]
3FG	Season: — Career: 2, twice; last at Texas A&M [1/23/08]
3FGA	Season: 1 vs. Texas A&M [2/14/09] Career: 2, twice; last at Texas A&M [1/23/08]
FT	Season: 7 at Texas Tech [2/7/09] Career: 8 at Colorado [2/27/08]
FTA	Season: 8, twice; last vs. OU [2/11/09] Career: 9, twice; last at Colorado [2/27/08]
STL	Season: 3 at Iowa State [2/24/09] Career: 3 at Iowa State [2/24/09]
BLK	Season: 4, twice; last vs. Kansas [2/2/09] Career: 4, three times; last vs. KU [2/2/09]
MIN	Season: 42 vs. Oklahoma State [01/17/09] Career: 43 at Texas A&M [1/23/08]

MISCELLANEOUS

	Sea. (W-L)	Car. (W-L)
Double-Figure Points:	24 (13-11)	68 (40-28)
Led team in Points:	2 (1-1)	15 (11-4)
Double-Figure Rebounds:	6 (3-3)	29 (16-13)
Led team in Rebounds:	17 (7-10)	56 (29-27)
Double-Doubles:	6 (3-3)	23 (14-9)

NOTES AND TRENDS

- **2009 All-Big 12, honorable mention (coaches)**
- **Became 22nd player in school history to score 1,000 career points, reaching the milestone Dec. 29 vs. Portland State**
- **Became 7th player in school history with 1,000 points and 700 rebounds**
- **Has started 92 consecutive games — second-most on team behind Curtis Jerrells (110)**
- **Ranks 6th in the Big 12 in rebounding (8th in Big 12-only games)**
- **Moved into 10th place on school's career scoring list at Texas, passing Vinnie Johnson (now has 1,242 points)**
- **Scored 6 points at Iowa State, breaking streak of 17 straight games in double figures**
- **Recorded 16 career double-doubles in Big 12 play**
- **Shooting 57.7 percent (49-of-85) from the floor in the last 10 games**
- **Averaging 12.5 points, 7.6 rebounds in Big 12 play**
- **Scored 12 points with 11 rebounds for his 22nd career double-double (15th in Big 12 play)**
- **Tallied 14 points and 14 rebounds vs. Texas Tech to post his 21st career double-double**
- **Recorded his 20th career double-double with 14 points and 13 rebounds vs. South Carolina**
- **Scored season-high 21 points on 10-of-13 shooting vs. Jackson State**
- **Tied a season high with 16 points, while reaching the 1,000-point career milestone vs. Portland State**
- **Recorded his 18th double-double of his career and the first this season, posting 10 points and 14 rebounds vs. Wake Forest**
- **4 blocks vs. PQC tied career high set against Texas Southern in 2006**
- **Nicknamed "K-Rog" and "Dos Tres" (Spanish for 2-3)**
- **Left-hander is known for highlight reel quality dunks**

ROGERS 2008-2009 GAME-BY-GAME STATS

opponent	date	gs	min	fg	fga	pct	3fg	fga	pct	ft	fta	pct	off	def	tot	avg	pf	fo	a	to	blk	stl	pts	avg	
PAUL QUINN	11/15/08	*	23	6	11	.545	0	0	.000	4	4	1.000	2	3	5	5.0	1	0	0	4	4	0	16	16.0	
CENTENARY	11/18/08	*	28	4	5	.800	0	0	.000	5	5	1.000	2	4	6	5.5	1	0	3	0	2	1	13	14.5	
SOUTHERN	11/22/08	*	25	5	8	.625	0	0	.000	3	6	.500	1	3	4	5.0	2	0	1	1	0	2	13	14.0	
JACKSONVILLE	11/24/08	*	35	5	10	.500	0	0	.000	0	1	.000	0	7	7	5.5	1	0	1	2	1	2	10	13.0	
vs Providence	11/27/08	*	27	7	11	.636	0	0	.000	2	2	1.000	3	4	7	5.8	5	1	2	2	1	1	16	13.6	
vs Arizona State	11/28/08	*	36	4	10	.400	0	0	.000	1	2	.500	3	4	7	6.0	3	0	2	2	0	0	9	12.8	
vs Wake Forest	11/30/08	*	34	5	7	.714	0	0	.000	0	2	.000	5	9	14	7.1	4	0	0	3	0	1	10	12.4	
at Washington State	12/6/08	*	22	0	6	.000	0	0	.000	0	0	.000	1	1	2	6.5	3	0	0	3	0	0	0	10.9	
PRAIRIE VIEW A&M	12/13/08	*	23	3	9	.333	0	0	.000	2	4	.500	7	2	9	6.8	2	0	0	1	0	1	8	10.6	
UT ARLINGTON	12/20/08	*	39	5	12	.417	0	0	.000	3	6	.500	9	4	13	7.4	2	0	0	3	2	0	13	10.8	
HARTFORD	12/22/08	*	34	4	5	.800	0	0	.000	3	5	.600	1	3	4	7.1	2	0	0	4	1	0	11	10.8	
PORTLAND STATE	12/29/08	*	36	6	13	.462	0	0	.000	4	6	.667	1	5	6	7.0	1	0	0	3	2	1	16	11.3	
JACKSON STATE	12/31/08	*	23	10	13	.769	0	0	.000	1	1	1.000	1	4	5	6.8	2	0	0	0	0	1	21	12.0	
SOUTH CAROLINA	1/2/09	*	34	7	13	.538	0	0	.000	0	0	.000	8	5	13	7.3	1	0	0	4	0	0	14	12.1	
TEXAS TECH	1/10/09	*	34	5	9	.556	0	0	.000	4	7	.571	5	9	14	7.7	2	0	2	4	2	0	14	12.3	
at Texas A&M	1/14/09	*	36	5	12	.417	0	0	.000	2	2	1.000	3	4	7	7.7	4	0	0	1	1	0	12	12.3	
OKLAHOMA STATE	1/17/09	*	42	5	10	.500	0	0	.000	4	6	.667	3	6	9	7.8	4	0	2	5	3	0	14	12.4	
at Kansas State	1/21/09	*	38	4	7	.571	0	0	.000	4	5	.800	5	6	11	7.9	2	0	3	2	0	0	12	12.3	
at Oklahoma	1/24/09	*	36	5	11	.455	0	0	.000	1	3	.333	5	3	8	7.9	3	0	0	1	0	1	11	12.3	
TEXAS	1/27/09	*	38	5	7	.714	0	0	.000	3	6	.500	4	8	12	8.2	3	0	0	2	1	0	13	12.3	
at Missouri	1/31/09	*	33	7	13	.538	0	0	.000	4	5	.800	1	3	4	8.0	5	1	2	2	0	1	18	12.6	
KANSAS	2/2/09	*	34	6	9	.667	0	0	.000	3	6	.500	2	4	6	7.9	3	0	1	4	4	1	15	12.7	
at Texas Tech	2/7/09	*	37	5	8	.625	0	0	.000	7	8	.875	2	7	9	7.9	4	0	1	3	1	1	17	12.9	
OKLAHOMA	2/11/09	*	31	3	7	.429	0	0	.000	5	8	.625	3	6	9	8.0	3	0	4	2	2	0	11	12.8	
TEXAS A&M	2/14/09	*	22	6	9	.667	0	1	.000	0	0	.000	0	2	2	7.7	3	0	0	2	0	0	12	12.8	
at Oklahoma State	2/21/09	*	22	4	6	.667	0	0	.000	3	4	.750	2	2	4	7.6	4	0	1	0	0	1	11	12.7	
at Iowa State	2/24/09	*	37	3	7	.429	0	0	.000	0	2	.000	1	6	7	7.6	2	0	2	2	0	3	6	12.4	
COLORADO	2/28/09	*	33	3	6	.500	0	0	.000	3	4	.750	1	4	5	7.5	3	0	1	3	0	0	9	12.3	
at Texas	3/2/09	*	31	3	6	.500	0	0	.000	1	2	.500	1	5	6	7.4	4	0	0	4	0	1	7	12.1	
NEBRASKA	3/7/09	*	32	4	7	.571	0	0	.000	2	4	.500	2	4	6	7.4	5	1	2	3	0	1	10	12.1	
TOTALS			30	955	144	267	.539	0	1	.000	74	116	.638	84	137	221	7.4	84	3	30	72	27	20	362	12.1

ROGERS CAREER STATS

year	gp	gs	min	avg	fg	fga	pct	3fg	fga	pct	ft	fta	pct	off	def	tot	avg	pf	fo	a	to	blk	stl	pts	avg
2005-06 (fr)	17	0	358	21.1	37	96	.385	0	0	.000	30	39	.769	26	42	68	4.0	28	1	6	24	9	11	104	6.1
2006-07 (so)	30	30	864	28.8	156	297	.525	0	0	.000	71	95	.747	76	152	228	7.6	87	4	26	66	26	15	383	12.8
2007-08 (jr)	32	32	941	29.4	155	306	.507	2	11	.182	81	105	.771	83	190	273	8.5	83	4	22	53	19	22	393	12.3
2008-09 (sr)	30	30	955	31.8	144	267	.539	0	1	.000	74	116	.638	84	137	221	7.4	84	3	30	72	27	20	362	12.1
Career	109	92	3118	28.6	492	966	.509	2	12	.167	256	355	.721	269	521	790	7.2	282	12	84	215	81	68	1242	11.4

ROGERS CAREER BIG 12 STATS

year	gp	gs	min	avg	fg	fga	pct	3fg	fga	pct	ft	fta	pct	off	def	tot	avg	pf	fo	a	to	blk	stl	pts	avg
2005-06 (fr)	16	0	331	20.7	36	89	.404	0	0	.000	28	37	.757	24	37	61	3.8	26	1	5	23	7	9	100	6.3
2006-07 (so)	15	15	457	30.5	81	165	.491	0	0	.000	34	48	.708	48	87	135	9.0	45	2	9	35	13	6	196	13.1
2007-08 (jr)	16	16	519	32.4	76	162	.469	1	5	.200	54	66	.818	48	115	163	10.2	44	1	8	24	8	6	207	12.9
2008-09 (sr)	16	16	536	33.5	73	134	.545	0	1	.000	46	72	.639	40	79	119	7.4	54	2	21	40	14	10	192	12.0
Career	63	47	1843	29.3	266	550	.484	1	6	.167	162	223	.726	160	318	478	7.6	169	6	43	122	42	31	695	11.0

ROGERS CAREER BIG 12 CHAMPIONSHIP STATS

year	gp	gs	min	avg	fg	fga	pct	3fg	fga	pct	ft	fta	pct	off	def	tot	avg	pf	fo	a	to	blk	stl	pts	avg
2005-06 (fr)	1	0	27	27.0	1	7	.143	0	0	.000	2	2	1.000	2	5	7	7.0	2	0	1	1	2	2	4	4.0
2006-07 (so)	2	2	46	23.0	7	14	.500	0	0	.000	6	8	.750	0	9	9	4.5	9	1	1	3	0	1	20	10.0
2007-08 (jr)	1	1	40	40.0	3	7	.429	0	1	.000	2	6	.333	3	8	11	11.0	5	1	0	1	1	1	8	8.0
Career	4	3	113	28.3	11	28	.393	0	1	.000	10	16	.625	5	22	27	6.8	16	2	2	5	3	4	32	8.0



KENDALL WRIGHT

- **Position** Guard
- **Class** Freshman • HS
- **Height** 6-0 • **Weight** 180
- **Hometown** Pittsburg, Texas
- **High School** Pittsburg
- **Vertical Jump** 40 in

SEASON & CAREER HIGHS

PTS Season: 3, twice; last at Oklahoma [1/24/09]

Career: —

REB Season: 2 at Oklahoma [1/24/09]

Career: —

AST Season: 1 vs. Prairie View A&M [12/13/08]

Career: —

FG Season: 1, three times; last at OU [1/24/09]

Career: —

FGA Season: 3 vs. Jackson State [12/31/08]

Career: —

3FG Season: 1, twice; last at Oklahoma [1/24/09]

Career: —

3FGA Season: 2 vs. Prairie View A&M [12/13/08]

Career: —

FT Season: 2, twice; last vs. Kansas [2/2/09]

Career: —

FTA Season: 2, twice; last vs. Kansas [2/2/09]

Career: —

STL Season: 1, twice; last vs. Kansas [2/2/09]

Career: —

BLK Season: —

Career: —

MIN Season: 10 vs. Jackson State [12/31/08]

Career: —

MISCELLANEOUS

	Sea. (W-L)	Car. (W-L)
Double-Figure Points:	—	—
Led team in Points:	—	—
20+ Points:	—	—
5+ Assists:	—	—
5+ Rebounds:	—	—

NOTES AND TRENDS

- Played less than 1 minutes vs. Nebraska on March 7
- Played 11 total minutes in 8 Big 12 games this season
- 1 rebound in 1 minute against Oklahoma
- 2 points, 1 steal in 1 minute against Kansas
- Played two minutes and scored 3 points at Oklahoma
- Played season-high 10 minutes in win vs. Jackson State
- Made his basketball debut vs. Prairie View A&M
- Scored 3 points on 1-of-2 shooting from 3-point range in 3 minutes
- A basketball walk-on, attending Baylor on a football scholarship
- Led all BU receivers with 50 receptions for 649 yards and a freshman school record 5 touchdowns
- Ranked fourth on team with 52 carries for 168 yards and one touchdown

WRIGHT 2008-2009 GAME-BY-GAME STATS

opponent	date	gs	min	fg	fga	pct	3fg	fga	pct	ft	fta	pct	off	def	tot	avg	pf	fo	a	to	blk	stl	pts	avg
PAUL QUINN	11/15/08																							
CENTENARY	11/18/08																							
SOUTHERN	11/22/08																							
JACKSONVILLE	11/24/08																							
vs Providence	11/27/08																							
vs Arizona State	11/28/08																							
vs Wake Forest	11/30/08																							
at Washington State	12/6/08																							
PRAIRIE VIEW A&M	12/13/08	3	1	2	.500		1	2	.500	0	2	.000	0	1	1	1.0	0	0	1	1	0	1	3	3.0
UT ARLINGTON	12/20/08																							
HARTFORD	12/22/08																							
PORTLAND STATE	12/29/08																							
JACKSON STATE	12/31/08	10	1	3	.333		0	1	.000	0	0	.000	0	1	1	1.0	2	0	0	1	0	0	2	2.5
SOUTH CAROLINA	1/2/09	0	0	0	.000		0	0	.000	0	0	.000	0	0	0	0.7	0	0	0	0	0	0	0	1.7
TEXAS TECH	1/10/09																							
at Texas A&M	1/14/09																							
OKLAHOMA STATE	1/17/09																							
at Kansas State	1/21/09																							
at Oklahoma	1/24/09	2	1	1	1.000		1	1	1.000	0	0	.000	1	1	2	1.0	0	0	0	0	0	0	3	2.0
TEXAS	1/27/09																							
at Missouri	1/31/09																							
KANSAS	2/2/09	1	0	0	.000		0	0	.000	2	2	1.000	0	0	0	0.8	1	0	0	0	0	1	2	2.0
at Texas Tech	2/7/09	0	0	0	.000		0	0	.000	0	0	.000	0	0	0	0.7	0	0	0	0	0	0	0	1.7
OKLAHOMA	2/11/09	1	0	1	.000		0	1	.000	0	0	.000	1	0	1	0.7	1	0	0	0	0	0	0	1.4
TEXAS A&M	2/14/09																							
at Oklahoma State	2/21/09	2	0	0	.000		0	0	.000	0	0	.000	0	0	0	0.6	0	0	0	0	0	0	0	1.3
at Iowa State	2/24/09	4	0	0	.000		0	0	.000	0	0	.000	0	0	0	0.6	2	0	0	0	0	0	0	1.1
COLORADO	2/28/09																							
at Texas	3/2/09	1	0	0	.000		0	0	.000	0	0	.000	1	0	1	0.6	0	0	0	0	0	0	0	1.0
NEBRASKA	3/7/09	0	0	0	.000		0	0	.000	0	0	.000	0	0	0	0.5	1	0	0	0	0	0	0	0.9
Totals		0	24	3	7	.429	2	5	.400	2	4	.500	3	3	6	0.5	7	0	1	2	0	2	10	0.9

WRIGHT CAREER STATS

year	gp	gs	min	avg	fg	fga	pct	3fg	fga	pct	ft	fta	pct	off	def	tot	avg	pf	fo	a	to	blk	stl	pts	avg	
2008-09 (fr)	11	0	24	2.2	3	7	.429	2	5	.400	2	4	.50	0	3	3	6	0.5	7	0	1	2	0	2	10	0.9
Career	11	0	24	2.2	3	7	.429	2	5	.400	2	4	.50	0	3	3	6	0.5	7	0	1	2	0	2	10	0.9

WRIGHT CAREER BIG 12 STATS

year	gp	gs	min	avg	fg	fga	pct	3fg	fga	pct	ft	fta	pct	off	def	tot	avg	pf	fo	a	to	blk	stl	pts	avg
2008-09 (fr)	8	0	11	1.4	1	2	.500	1	2	.500	2	2	1.000	3	1	4	0.5	5	0	0	0	0	1	5	0.6
Career	8	0	11	1.4	1	2	.500	1	2	.500	2	2	1.000	3	1	4	0.5	5	0	0	0	0	1	5	0.6

WRIGHT CAREER BIG 12 CHAMPIONSHIP STATS

year	gp	gs	min	avg	fg	fga	pct	3fg	fga	pct	ft	fta	pct	off	def	tot	avg	pf	fo	a	to	blk	stl	pts	avg
2008-09 (fr)	—																								
Career	—																								

BIG 12 RESULTS [DREW ERA]

COLORADO [CU LEADS 14-8]

Neutral Sites: Colorado leads 4-1

Drew vs. Colorado: 4-4

1/31/04	CU 81-66	at Boulder
1/19/05	BU 67-59	Waco
1/18/06	CU 81-48	at Boulder
3/9/06	CU 65-61	at Dallas, Texas
1/30/07	BU 97-83	Waco
2/27/08	BU 68-57	at Boulder
3/13/08	CU 91-84 (Zot)	at Kansas City, Mo.
2/28/09	BU 75-57	Waco

IOWA STATE [ISU LEADS 11-7]

Neutral Sites: ISU leads 2-1

Drew vs. ISU: 3-4

1/24/04	BU 63-59	Waco
2/1/05	ISU 77-51	at Ames
3/10/05	ISU 77-57	at Kansas City, Mo.
2/25/06	BU 91-73	Waco
2/3/07	ISU 71-58	at Ames
1/12/08	BU 74-67	Waco
2/24/09	ISU 71-62	at Ames

KANSAS [KU LEADS 14-1]

Neutral Sites: never met

Drew vs. Kansas: 0-6

2/18/04	KU 74-54	at Lawrence
1/25/05	KU 86-66	Waco
2/21/06	KU 76-61	at Lawrence
1/24/07	KU 82-56	Waco
2/9/08	KU 100-90	at Lawrence
2/2/09	KU 75-65	Waco

KANSAS STATE [TIED 10-10]

Neutral Sites: tied 1-1

Drew vs. Kansas State: 3-3

3/6/04	KSU 64-62	Waco
2/23/05	KSU 80-69	at Manhattan
2/1/06	BU 72-70 (ot)	Waco
1/17/07	KSU 69-60	at Manhattan
2/23/08	BU 92-86	Waco
1/21/09	BU 83-65	at Manhattan

MISSOURI [MIZZOU LEADS 11-9]

Neutral Sites: BU leads 2-0

Drew vs. Missouri: 3-4

2/21/04	MU 70-66	Waco
2/16/05	MU 60-53	at Columbia
2/7/06	BU 90-64	Waco
2/14/07	MU 78-71	at Columbia
3/8/07	BU 97-83	at Oklahoma City
3/1/08	BU 100-89	Waco
1/31/09	MU 89-72	at Columbia

NEBRASKA [NU LEADS 12-7]

Neutral Sites: Baylor leads 2-1

Drew vs. Nebraska: 2-4

1/21/04	NU 76-47	at Lincoln
2/12/05	NU 74-63	Waco
2/4/06	NU 60-45	at Lincoln
2/21/07	BU 63-59	Waco
1/19/08	BU 72-70	at Lincoln
3/7/09	NU 66-62	Waco

OKLAHOMA [OU LEADS 35-5]

Neutral Sites: OU leads 2-1

Drew vs. Oklahoma: 0-12

1/28/04	OU 78-67	Waco
3/6/04	OU 46-41	at Norman
1/15/05	OU 65-61	Waco
2/26/05	OU 103-60	at Norman
1/25/06	OU 82-52	Waco
2/11/06	OU 80-52	at Norman
1/20/07	OU 91-51	at Norman
2/10/07	OU 68-64	Waco
1/26/08	OU 77-71	Waco
2/19/08	OU 92-91 (ot)	at Norman
1/24/09	OU 95-76	at Norman
2/11/09	OU 78-63	Waco

CAREER STATISTICS VS. COLORADO

player	gp	gs	min	avg	fg	fga	pct	3fg	3fga	pct	ft	fta	pct	off	def	tot	avg	pf	dq	a	to	blk	stl	pts	avg
Acy	1	0	12	12.0	0	1	.000	0	0	.000	5	6	.833	2	1	3	3.0	2	0	0	0	0	0	5	5.0
Carter	4	4	127	31.8	14	32	.438	9	22	.409	4	6	.667	1	8	9	2.3	8	0	11	7	0	6	41	10.3
Diene	5	2	96	19.2	6	14	.429	0	0	.000	2	5	.400	12	11	23	4.6	16	1	3	1	7	0	14	2.8
Dugat	6	2	157	26.2	25	45	.556	12	18	.667	14	17	.824	6	16	22	3.7	14	0	10	10	1	5	76	12.7
Dunn	3	1	96	32.0	11	25	.440	3	12	.250	5	7	.714	4	11	15	5.0	7	0	4	4	0	4	30	10.0
Jerrells	6	6	205	34.2	31	79	.392	10	36	.278	26	33	.788	7	22	29	4.8	15	0	24	12	0	7	98	16.3
Jones	1	0	7	7.0	1	2	.500	0	1	1.000	0	0	.000	1	1	2	2.0	0	0	0	0	1	0	2	2.0
Lomers	3	2	26	8.7	1	4	.250	0	0	.000	2	2	1.000	0	2	2	0.7	5	0	0	4	2	0	4	1.3
Rogers	6	4	183	30.5	23	49	.469	0	1	.000	22	29	.759	14	39	53	8.8	17	1	2	16	4	3	68	11.3

Fred Ellis and Kendall Wright did not play vs. Colorado this season

CAREER STATISTICS VS. IOWA STATE

player	gp	gs	min	avg	fg	fga	pct	3fg	3fga	pct	ft	fta	pct	off	def	tot	avg	pf	dq	a	to	blk	stl	pts	avg
Acy	1	0	9	9.0	3	3	1.000	0	0	.000	1	2	.500	1	1	2	2.0	0	0	0	0	0	1	7	7.0
Carter	3	2	91	30.3	13	28	.464	7	18	.389	4	5	.800	1	3	4	1.3	7	0	7	5	1	2	37	12.3
Diene	3	2	60	20.0	7	11	.636	0	0	.000	2	3	.667	6	8	14	4.7	10	0	0	3	8	3	16	5.3
Dugat	3	2	69	23.0	6	23	.261	3	9	.333	3	5	.600	2	13	15	5.0	7	1	3	5	1	4	18	6.0
Dunn	2	0	43	21.5	5	17	.294	0	8	.000	2	3	.667	3	3	6	3.0	0	0	1	3	0	3	12	6.0
Ellis	1	0	2	2.0	0	0	.000	0	0	.000	0	0	.000	0	0	0	0.0	0	0	0	0	0	0	0	0.0
Jerrells	4	4	137	34.2	19	52	.365	8	22	.364	6	9	.667	3	15	18	4.5	5	0	11	14	0	6	52	13.0
Jones	1	0	10	10.0	1	3	.333	0	2	.000	0	0	.000	0	0	0	0.0	1	0	0	0	0	0	2	2.0
Lomers	3	2	42	14.0	5	7	.714	0	0	.000	3	5	.600	1	3	4	1.3	11	0	0	7	1	0	13	4.3
Rogers	4	3	117	29.3	19	33	.576	0	1	.000	15	17	.882	4	24	28	7.0	7	0	5	5	2	3	53	13.3
Wright	1	0	4	4.0	0	0	.000	0	0	.000	0	0	.000	0	0	0	0.0	2	0	0	0	0	0	0	0.0

CAREER STATISTICS VS. KANSAS

player	gp	gs	min	avg	fg	fga	pct	3fg	3fga	pct	ft	fta	pct	off	def	tot	avg	pf	dq	a	to	blk	stl	pts	avg
Acy	1	1	20	20.0	2	7	.286	0	0	.000	0	0	.000	1	4	5	5.0	0	0	0	1	2	2	4	4.0
Carter	3	2	87	29.0	7	25	.280	6	20	.300	3	4	.750	0	2	2	0.7	9	0	9	6	0	3	23	7.7
Diene	3	2	65	21.7	3	11	.273	0	0	.000	3	5	.600	11	12	23	7.7	9	0	2	3	7	0	9	3.0
Dugat	4	2	112	28.0	14	36	.389	5	12	.417	7	7	1.000	5	10	15	3.8	9	0	5	7	0	5	40	10.0
Dunn	2	0	47	23.5	9	20	.450	7	14	.500	11	12	.917	2	6	8	4.0	8	0	0	3	0	2	36	18.0
Ellis	1	0	0	0.0	0	0	.000	0	0	.000	0	0	.000	0	0	0	0.0	0	0	0	0	0	0	0	0.0
Jerrells	4	4	137	34.2	21	54	.389	7	23	.304	14	20	.700	5	7	12	3.0	10	0	15	17	2	3	63	15.8
Lomers	3	1	30	10.0	1	4	.250	0	0	.000	0	0	.000	4	4	8	2.7	8	0	1	2	2	0	2	0.7
Rogers	4	3	118	29.5	15	32	.469	0	0	.000	4	7	.571	14	15	29	7.3	11	0	1	9	7	4	34	8.5
Wright	1	0	1	1.0	0	0	.000	0	0	.000	2	2	1.000	0	0	0	0.0	1	0	0	0	0	1	2	2.0

Anthony Jones did not play vs. Kansas this season

CAREER STATISTICS VS. KANSAS STATE

player	gp	gs	min	avg	fg	fga	pct	3fg	3fga	pct	ft	fta	pct	off	def	tot	avg	pf	dq	a	to	blk	stl	pts	avg
Acy	1	1	37	37.0	5	6	.833	0	0	.000	2	4	.500	3	6	9	9.0	1	0	0	2	0	1	12	12.0
Carter	3	2	89	29.7	9	22	.409	6	13	.462	1	2	.500	1	4	5	1.7	5	0	13	3	0	3	25	8.3
Diene	3	2	72	24.0	3	7	.429	0	0	.000	3	7	.429	7	8	15	5.0	9	1	0	2	4	2	9	3.0
Dugat	4	3	107	26.8	17	45	.378	8	20	.400	5	7	.714	4	10	14	3.5	7	0	6	3	1	1	47	11.8
Dunn	2	0	56	28.0	16	21	.762	11	16	.688	6	7	.857	2	10	12	6.0	6	0	0	5	1	3	49	24.5
Jerrells	4	4	140	35.0	19	51	.373	9	25	.360	17	24	.708	4	9	13	3.3	12	0	21	10	0	3	64	16.0
Lomers	3	0	28	9.3	3	7	.429	0	0	.000	2	5	.400	3	1	4	1.3	4	0	0	1	0	0	8	2.7
Rogers	4	3	101	25.3	13	26	.500	0	0	.000	10	11	.909	10	25	35	8.8	9	1	4	9	1	3	36	9.0

Fred Ellis, Anthony Jones and Kendall Wright did not play at Kansas State this season

CAREER STATISTICS VS. MISSOURI

player	gp	gs	min	avg	fg	fga	pct	3fg	3fga	pct	ft	fta	pct	off	def	tot	avg	pf	dq	a	to	blk	stl	pts	avg
Acy	1	1	18	18.0	3	5	.600	0	0	.000	1	2	.500	3	1	4	4.0	4	0	0	1	0	0	7	7.0
Carter	4	4	117	29.3	13	36	.361	7	20	.350	10	11	.909	2	9	11	2.8	6	0	14	6	0	7	43	10.8
Diene	5	3	77	15.4	7	7	1.000	0	0	.000	3	11	.273	7	8	15	3.0	10	0	0	2	5	1	17	3.4
Dugat	5	3	156	31.2	27	50	.540	11	24	.458	12	21	.571	5	12	17	3.4	9	0	14	13	1	7	77	15.4
Dunn	2	0	45	22.5	10	20	.500	5	13	.385	4	6	.667	2	8	10	5.0	6	0	0	2	0	1	29	14.5
Ellis	1	0	8	8.0	0	1	.000	0	0	.000	0	0	.000	2	1	3	3.0	3	0	0	1	1	0	0	0.0
Jerrells	5	5	167	33.4	35	67	.522	11	24	.458	11	17	.647	6	18	24	4.8	9	0	20	18	0	6	92	18.4
Jones	1	0	9	9.0	1	2	.500	1	2	.500	0	0	.000	1	1	2	2.0	1	0	0	2	0	0	3	3.0
Lomers	2	0	17	8.5	0	1	.000	0	0	.000	0	0	.000	0	1	1	0.5	1	0	0	0	0	0	0	0.0
Rogers	5	4	138	27.6	33	58	.569	0	0	.000	16	21	.762	15	22	37	7.4	16	1	5	6	1	3	82	16.4

CAREER STATISTICS VS. OKLAHOMA

player	gp	gs	min	avg	fg	fga	pct	3fg	3fga	pct	ft	fta	pct	off	def	tot	avg	pf	dq	a	to	blk	stl	pts	avg
Acy	2	2	45	22.5	3	9	.333	0	0	.000	0	1	.000	3	2	5	2.5	6	0	2	1	2	1	6	3.0
Carter	6	4	164	27.3	14	43	.326	11	33	.333	1	3	.333	4	8	12	2.0	12	0	17	6	0	3	40	6.7
Diene	8	4	122	15.3	3	10	.300	0	0	.000	8	10	.800	12	19	31	3.9	23	3	0	5	10	3	14	1.8
Dugat	8	5	210	26.3	14	60	.233	3	27	.111	8	13	.615	3	21	24	3.0	17	0	10	17	0	6	39	4.9
Dunn	4	0	91	22.8	16	47	.340	7	29	.241	5	6	.833	7	4	11	2.8	13	2	1	2	0	3	44	11.0
Ellis	1	0	6	6.0	0	3	.000	0	0	.000	0	2	.000	3	0	3	3.0	3	0	0	1	0	0	0	0.0
Jerrells	8	8	267	33.4	52	106	.491	17	37	.459	32	42	.762	7	23	30	3.8	13	0	18	20	0	12	153	19.1
Jones	1	0	5	5.0	1	2	.500	1	1	1.000	0	0	.000	1	0	1	1.0	1	0	0	0	0	0	3	3.0
Lomers	6	1	56	9.3	5	12	.417	0	0	.000	2	4	.500	5	4	9	1.5	14	0	0	2	3	1	12	2.0
Rogers	8	6	241	30.1	33	80	.413	0	1	.000	25	35	.714	25	41	66	8.3	19	1	6	11	4	4	91	11.4
Wright	2	0	3	1.5	1	2	.500	1	2	.500	0	0	.000	2	1	3	1.5	1	0	0	0	0	0	3	1.5

CAREER STATISTICS VS. OKLAHOMA STATE

player	gp	gs	min	avg	fg	fga	pct	3fg	3fga	pct	ft	fta	pct	off	def	tot	avg	pf	dq	a	to	blk	stl	pts	avg
Acy	2	2	51	25.5	5	6	.833	0	0	.000	11	14	.786	5	11	16	8.0	3	0	0	3	3	0	21	10.5
Carter	6	3	178	29.7	33	61	.541	20	33	.606	11	15	.733	2	9	11	1.8	21	0	13	8	0	7	97	16.2
Diene	5	3	110	22.0	7	11	.636	0	0	.000	5	9	.556	6	12	18	3.6	22	2	2	11	8	2	19	3.8
Dugat	8	5	216	27.0	30	65	.462	13	26	.500	19	27	.704	6	17	23	2.9	23	3	14	10	1	16	92	11.5
Dunn	4	0	106	26.5	21	52	.404	9	33	.273	9	12	.750	7	12	19	4.8	11	0	3	9	0	4	60	15.0
Ellis	1	0	3	3.0	0	0	.000	0	0	.000	0	0	.000	1	0	1	1.0	2	0	0	1	0	0	0	0.0
Jerrells	8	8	278	34.8	42	92	.457	20	45	.444	20	36	.556	7	24	31	3.9	15	1	36	21	3	10	124	15.5
Jones	1	0	29	29.0	3	8	.375	1	5	.200	1	1	1.000	2	6	8	8.0	2	0	0	2	2	0	8	8.0
Lomers	5	3	66	13.2	6	15	.400	0	0	.000	3	5	.600	3	9	12	2.4	10	0	0	5	3	2	15	3.0
Rogers	7	5	205	29.3	25	53	.472	0	0	.000	18	24	.750	16	21	37	5.3	21	0	5	12	6	3	68	9.7
Wright	1	0	2	2.0	0	0	.000	0	0	.000	0	0	.000	0	0	0	0.0	0	0	0	0	0	0	0	0.0

CAREER STATISTICS VS. TEXAS

player	gp	gs	min	avg	fg	fga	pct	3fg	3fga	pct	ft	fta	pct	off	def	tot	avg	pf	dq	a	to	blk	stl	pts	avg
Acy	2	1	45/22.5	5-7	.714	0-0	.000	3-5	.600	4-2	6	3.0	7-0	1	1	5	0	13/6.5							
Carter	7	5	200/28.6	16-56	.286	10-39	.256	3-9	.333	4-18	22	3.1	21-0	27	13	0	6	45/6.4							
Diene	8	5	134/16.8	14-28	.500	0-0	.000	9-13	.692	13-17	30	3.8	28-3	2	7	9	2	37/4.6							
Dugat	9	4	259/28.8	31-85	.365	13-40	.325	9-12	.750	7-20	27	3.0	18-0	12	13	0	7	84/9.3							
Dunn	4	1	111/27.8	12-41	.293	9-26	.346	25-32	.781	5-5	10	2.5	7-0	2	4	0	5	58/14.5							
Ellis	2	0	4/2.0	0-3	.000	0-0	.000	0-0	.000	2-0	2	1.0	2-0	0	1	0	0	0/0.0							
Jerrells	9	9	291/32.3	44-126	.349	16-53	.302	19-23	.826	11-37	48	5.3	25-1	35	26	5	13	123/13.7							
Jones	1	0	3/3.0	0-1	.000	0-1	.000	0-0	.000	0-0	0	0.0	0-0	0	0	0	0/0.0								
Lomers	7	3	83/11.9	11-14	.786	0-0	.000	6-10	.600	5-12	17	2.4	20-2	1	6	2	0	28/4.0							
Rogers	9	7	276/30.7	36-75	.480	0-0	.000	22-30	.733	26-51	77	8.6	30-1	4	14	6	4	94/10.4							
Wright	1	0	1/1.0	0-0	.000	0-0	.000	0-0	.000	1-0	1	1.0	0-0	0	0	0	0/0.0								

CAREER STATISTICS VS. TEXAS A&M

player	gp	gs	min	avg	fg	fga	pct	3fg	3fga	pct	ft	fta	pct	off	def	tot	avg	pf	dq	a	to	blk	stl	pts	avg
Acy	2	1	25	12.5	5	5	1.000	0	0	.000	1	2	.500	3	1	4	2.0	5	0	1	2	1	0	11	5.5
Carter	6	4	197	32.8	20	61	.328	10	40	.250	11	15	.733	5	13	18	3.0	17	2	16	3	1	5	61	10.2
Diene	8	5	140	17.5	8	10	.800	0	0	.000	5	7	.714	8	17	25	3.1	28	3	3	7	20	1	21	2.6
Dugat	8	5	235	29.4	29	71	.408	9	26	.346	21	23	.913	4	24	28	3.5	26	2	19	12	1	10	88	11.0
Dunn	4	0	88	22.0	12	36	.333	3	16	.188	9	14	.643	6	17	23	5.8	10	0	1	7	2	0	36	9.0
Ellis	1	0	3	3.0	0	0	.000	0	0	.000	0	0	.000	0	1	1	1.0	0	0	0	1	0	1	0	0.0
Jerrells	8	8	287	35.9	44	111	.396	13	44	.295	40	52	.769	7	22	29	3.6	16	0	31	17	3	12	141	17.6
Jones	1	0	27	27.0	4	6	.667	3	5	.600	1	2	.500	0	0	0	0.0	0	0	0	0	1	1	12	12.0
Lomers	6	1	50	8.3	3	6	.500	0	0	.000	1	2	.500	1	6	7	1.2	21	3	0	3	1	0	7	1.2
Rogers	8	6	227	28.4	35	77	.455	0	3	.000	14	24	.583	10	39	49	6.1	24	1	3	15	6	3	84	10.5

Kendall Wright did not play vs. Texas A&M this season

CAREER STATISTICS VS. TEXAS TECH

player	gp	gs	min	avg	fg	fga	pct	3fg	3fga	pct	ft	fta	pct	off	def	tot	avg	pf	dq	a	to	blk	stl	pts	avg
Acy	2	1	29	14.5	3	6	.500	0	0	.000	0	0	.000	0	0	0	0.0	6	0	0	4	0	0	6	3.0
Carter	6	4	176	29.3	16	42	.381	11	30	.367	11	12	.917	3	4	7	1.2	16	0	17	8	0	11	54	9.0
Diene	7	5	95	13.6	9	12	.750	0	0	.000	7	9	.778	7	20	27	3.9	21	3	2	11	9	2	25	3.6
Dugat	7	5	180	25.7	17	55	.309	2	20	.100	11	14	.786	3	17	20	2.9	16	0	10	13	1	9	47	6.7
Dunn	4	0	109	27.3	23	45	.511	14	30	.467	25	27	.926	2	14	16	4.0	11	0	0	9	0	0	85	21.3
Ellis	2	0	12	6.0	0	0	.000	0	0	.000	0	0	.000	1	3	4	2.0	4	0	0	0	0	0	0	0.0
Jerrells	8	8	262	32.8	40	84	.476	12	35	.343	21	34	.618	6	19	25	3.1	15	0	20	23	1	9	113	14.1
Lomers	6	1	52	8.7	11	14	.786	0	0	.000	9	14	.643	6	7	13	2.2	15	1	2	7	0	1	31	5.2
Rogers	8	6	235	29.4	32	65	.492	0	0	.000	18	28	.643	21	40	61	7.6	21	1	6	19	5	4	82	10.3
Wright	1	0	0	0.0	0	0	.000	0	0	.000	0	0	.000	0	0	0	0.0	0	0	0	0	0	0	0	0.0

Anthony Jones did not play vs. Texas Tech this season

BIG 12 RESULTS [DREW ERA]

OKLAHOMA STATE [OSU LEADS 48-15]

Neutral Sites: OSU leads 11-1

Drew vs. Oklahoma State: 3-9


2/14/04	OSU 91-58	at Stillwater
2/28/04	OSU 72-65	Waco
1/22/05	OSU 82-53	at Stillwater
2/5/05	OSU 81-63	Waco
1/14/06	OSU 66-48	Waco
3/4/06	OSU 79-76	at Stillwater
1/6/07	OSU 81-77	at Stillwater
3/3/07	BU 86-82	Waco
1/15/08	BU 79-71	Waco
2/13/08	OSU 93-83	at Stillwater
1/17/09	BU 98-92 (ot)	Waco
2/21/09	OSU 84-74	at Stillwater

TEXAS [TEXAS LEADS 155-75]

Neutral Sites: Texas leads 8-4

Drew vs. Texas: 0-13

1/10/04	UT 79-57	at Austin
2/10/04	UT 84-58	Waco
1/9/05	UT 79-60	at Austin
2/19/05	UT 75-60	Waco
1/21/06	UT 66-47	Waco
2/14/06	UT 90-63	at Austin
1/27/07	UT 84-79	at Austin
2/17/07	UT 68-67	Waco
3/9/07	UT 74-69	at Oklahoma City, Okla.
2/2/08	UT 80-72	at Austin
2/16/08	UT 82-77	Waco
1/27/09	UT 78-72	Waco
3/2/09	UT 73-57	at Austin

Game 1 ■ Nov. 15, 2008 ■ Waco, Texas ■ Ferrell Center [7,065]		
	Paul Quinn	50
	Baylor	108

GAME NOTES

- **Henry Dugat** scored 22 points, while **Quincy Acy** finished with 13 points and 11 rebounds in his first college game as Baylor defeated Paul Quinn 108-50 at the Ferrell Center.
- **Curtis Jerrells** scored 17. **Kevin Rogers** and **LaceDarius Dunn** had 16 apiece.
- Carl Nelson scored 17 and Ronald Ogoke added 10 points for Paul Quinn.
- Baylor pulled away in the first half with a 32-6 run that began with a pair of free throws by Rogers. Jerrells scored nine points during the run, which ended with Baylor up 40-15 with 7:30 remaining in the first period.
- Baylor set a school record with 13 blocked shots, five of them by Acy.
- **Twenty Carter** did not dress and missed the next two games due to a violation of team rules.
- Dunn made his first career start. **Fred Ellis**, **Anthony Jones** and Acy saw the first game action of their careers in the first half.
- Baylor scored more than 100 points for the seventh time in the Drew Era. The Bears are 7-0 in those games.
- Baylor's 58-point win is the third-largest margin of victory in school history (66 vs. Austin College in 1978; 59 vs. Hardin-Simmons in 2001).
- Jerrells dished out a career-high 10 assists, becoming the first Bear to reach double-digit assists since Aaron Bruce had 11 vs. Gonzaga (11/15/06).

PAUL QUINN [0-1]

NO. NAME	FG	3FG	FT	RB	PF	TP	A	TO	BLK	S	MIN
33 Cormadelle, Jos.	f 2-13	1-3	0-0	4	4	5	0	3	1	1	23
34 Nelson, Carl	f 7-15	0-1	3-4	4	5	17	1	1	2	1	27
44 Sinclair, Kyle	c 1-2	0-1	0-0	1	0	2	0	0	0	0	7
5 Latham, Dem.	q 2-8	0-2	1-4	2	1	5	2	5	0	3	31
12 Alexander, John	q 3-9	1-2	0-0	3	2	7	3	4	0	0	36
0 Ogoke, Ronald	2-6	0-0	6-8	7	2	10	1	2	1	1	26
3 Alexander, Kelsey	0-0	0-0	0-0	0	0	0	0	1	0	0	3
4 Norman, Rashad	0-5	0-2	0-0	2	0	0	1	3	0	3	23
20 Miller, DeMarcus	1-4	0-0	0-1	1	2	2	1	4	0	0	12
50 Baker, William	1-1	0-0	0-0	1	2	2	0	1	0	0	8
52 Webster, Anthony	0-0	0-0	0-0	2	1	0	0	1	0	0	4
TEAM											7
TOTALS											19-63 2-11 10-17 34 19 50 9 25 4 9 200

BAYLOR [1-0]


NO. NAME	FG	3FG	FT	RB	PF	TP	A	TO	BLK	S	MIN
23 Rogers, Kevin	f 6-11	0-0	4-4	5	1	16	0	4	4	0	23
15 Diene, Mamadou	c 1-1	0-0	0-0	4	3	2	0	1	1	0	15
0 Jerrells, Curtis	q 5-12	2-5	5-6	5	3	17	10	7	0	3	35
5 Dugat, Henry	q 7-10	4-5	4-4	2	1	22	5	1	2	3	28
24 Dunn, Lace.	q 7-18	2-11	0-0	6	1	16	3	0	0	4	31
3 Ellis, Fred	1-2	1-1	1-3	3	2	4	1	1	0	0	19
4 Acy, Quincy	6-6	0-0	1-2	11	4	13	2	0	5	5	19
11 Simpson, Delbert	2-5	0-1	1-1	2	0	5	0	0	0	1	6
41 Jones, Anthony	3-5	2-4	1-1	6	1	9	3	1	1	1	19
50 Lomers, Josh	1-2	0-0	2-3	0	1	4	0	0	0	0	5
TEAM											4
TOTALS											39-72 11-27 19-24 48 17 108 24 15 13 17 200

Scoring Summary	1st	2nd	OT	2OT	Total
Paul Quinn	21	29	—	—	50
Baylor	55	53	—	—	108

Shooting	FG%	3FG%	FT%
Paul Quinn	30.2	18.2	58.8
Baylor	54.2	40.7	79.2

Specialty Stats	DBR	Paint	P-TO	2nd	Bench
Paul Quinn	4	22	10	16	14
Baylor	3	50	39	21	35

Officials: R-Ted Hillary, U1-James Durham, U2-Jon Stigliano; **Technical Fouls:** none.
Attendance: 7,065.

Game 2 • Nov. 18, 2008 • Waco, Texas • Ferrell Center [6,422]		
	Centenary	55
	Baylor	90

GAME NOTES

- **LaceDarius Dunn** scored eight consecutive points to start an early 16-0 run that put Baylor firmly in control on the way to a 90-55 victory over Centenary.
- Dunn's fastbreak jumper broke a 5-5 tie and he followed with 3-pointers on Baylor's next two possessions, after turnovers by Centenary. By the time **Curtis Jerrells** made a layup seven minutes into the game, the Bears already had a 21-5 lead.
- Jerrells had 20 points and five assists for Baylor. Dunn finished with 18 points, 15 by halftime when the Bears led 42-20. Freshman **Quincy Acy** added a career-high 15 points on 7-of-7 shooting from field in 21 minutes. Acy has now made his first 13 field goals of his collegiate career. **Henry Dugat** and **Kevin Rogers** chipped in 14 and 13 points, respectively.
- Centenary never got closer than 20 after halftime. Chase Adams had 12 points for the Gents. Daman Starring added nine points and five rebounds.
- As a team, Baylor shot 64 percent from the floor and drained 8-of-17 field goals from three-point range. It was the sixth-best shooting performance in Baylor history and the highest percentage since the Bears shot 65.2 percent (45-of-69) against Prairie View A&M (12/5/95).

CENTENARY [0-2]

NO. NAME	FG	3FG	FT	RB	PF	TP	A	TO	BLK	S	MIN
30 Bonham, Jerrald	f 2-4	0-0	1-2	2	3	5	0	1	0	0	24
1 Stallings, Nick	q 3-9	1-1	0-0	3	5	7	2	3	1	0	30
11 Adams, Chase	q 5-10	2-6	0-0	3	2	12	4	2	0	3	35
15 Redus, Gary	q 2-5	0-1	0-0	1	5	4	1	3	0	0	21
22 Starring, Daman	q 3-9	1-5	2-4	5	1	9	2	1	0	1	34
2 Tubner, Roman	0-2	0-1	0-0	0	1	0	0	1	0	0	8
3 Gatlin, Anthony	3-11	2-6	0-1	5	2	8	0	0	1	0	26
20 Perez, David	1-3	1-3	0-0	2	0	3	1	0	0	0	9
32 Harris, Brandon	2-3	0-0	0-0	2	4	4	0	2	0	0	10
44 Nakwaasah, Maxx	1-3	1-2	0-0	0	1	3	0	0	0	0	3
TEAM											4
TOTALS											22-59 8-25 3-7 27 24 55 10 13 2 4 200

BAYLOR [2-0]


NO. NAME	FG	3FG	FT	RB	PF	TP	A	TO	BLK	S	MIN
23 Rogers, Kevin	f 4-5	0-0	5-5	6	1	13	3	0	2	1	28
15 Diene, Mamadou	c 0-0	0-0	3-4	3	0	3	0	0	0	0	15
0 Jerrells, Curtis	q 7-9	2-3	4-7	3	0	20	8	1	0	1	33
5 Dugat, Henry	q 5-11	1-3	3-6	4	1	14	4	2	0	1	33
24 Dunn, Lace.	q 7-12	4-7	0-0	2	5	18	0	1	0	2	25
3 Ellis, Fred	0-1	0-1	0-0	5	4	0	2	3	2	0	17
4 Acy, Quincy	7-7	0-0	1-3	5	2	15	0	1	0	1	21
11 Simpson, Delbert	0-1	0-0	2-2	3	0	2	0	1	0	0	5
41 Jones, Anthony	1-3	1-3	0-0	3	0	3	0	1	2	0	20
50 Lomers, Josh	1-1	0-0	0-0	0	0	2	0	0	0	0	3
TEAM											3
TOTALS											32-50 8-17 18-27 37 13 90 17 10 6 6 200

Scoring Summary	1st	2nd	OT	2OT	Total
Centenary	20	35	—	—	55
Baylor	42	48	—	—	90

Shooting	FG%	3FG%	FT%
Centenary	30.2	18.2	58.8
Baylor	64.0	47.1	66.7

Specialty Stats	DBR	Paint	P-TO	2nd	Bench
Centenary	1	16	8	0	18
Baylor	3	36	21	16	22

Officials: R-Mike Thibodeaux, U1-Don Daily, U2-Hal Lusk; **Technical Fouls:** none.
Attendance: 6,422.

Game 3 • Nov. 22, 2008 • Waco, Texas • Ferrell Center [6,000]		
	Southern	43
	Baylor	85

GAME NOTES

- **Quincy Acy** scored 15 points and set a Big 12 record for consecutive field goals to start a career in Baylor's 85-43 victory against Southern.
- Acy, a freshman, was 5-of-5 from the field to improve to 18-of-18 through three games. He broke the record of 17 set by Texas A&M's DeAndre Jordan last season, his only one with the Aggies.
- A short hook shot with 3:57 left in the game gave Acy the record and put Baylor ahead 74-36. The 3-footer was the longest so far for Acy. His other 17 field goals have been dunks or layups.
- **Kevin Rogers**, **Curtis Jerrells** and **Henry Dugat** scored 13 apiece for the Bears. Dugat had six points in a 16-1 run that put Baylor up 27-9 midway through the first half.
- Baylor shot 61.3% (19-31) from the field in the first half, its third straight half with a shooting percentage over .600 (61.5% in 1st half, 66.7% in 2nd half vs. Centenary).
- Baylor had five players score in double-figures for the third-straight game.
- Baylor held Southern to 25.9% shooting from the floor - the lowest opponent field goal percentage since Nov. 15, 1997 against Troy State (14-of-71, 19.7%).
- Baylor tied a season-high with 17 steals.
- Dugat nearly recorded the third triple-double in Baylor history with 13 points, 10 rebounds and 9 assists. The rebounds and assists were both career highs.


SOUTHERN [0-2]

NO. NAME	FG	3FG	FT	RB	PF	TP	A	TO	BLK	S	MIN
5 GRIFFIN, Desmd	f 2-4	1-3	1-2	3	1	6	1	5	1	0	10
55 HONORE', Barry	f 2-11	0-2	0-0	3	2	4	0	2	0	1	24
44 HORNE, Gregory	c 1-3	0-0	0-0	1	4	2	0	1	0	0	14
10 DAVIS, Chris	q 2-7	2-2	0-0	3	0	6	1	1	0	2	25
25 WILEY, Steffon	q 2-4	2-2	0-0	0	1	6	3	2	0	4	21
2 WHITE, Brandon	0-0	0-0	0-0	0	2	0	2	3	0	0	3
23 WOLLMAN, McCall	1-5	0-2	0-0	2	2	2	0	1	0	0	9
30 INGRAM, Julius	0-2	0-0	0-0	0	0	0	0	2	0	0	4
31 WILLIAMS, Jazz	2-10	1-4	2-3	4	1	7	1	3	0	0	25
33 TALLEY, Brian	0-2	0-1	0-0	4	2	0	1	4	0	1	16
35 GUILLORY, Geri	0-0	0-0	1-2	1	4	1	0	2	0	0	8
40 SCOTT, Douglas	1-5	0-2	0-0	2	1	2	0	0	0	1	10
42 RICHARDSON, D.	0-0	0-0	0-0	0	0	0	0	0	0	0	2
45 DAVIS, Andre'	2-2	0-0	0-0	3	3	4	0	1	0	0	13
TEAM											6
TOTALS											15-58 6-18 7-11 35 24 43 9 28 2 8 200

BAYLOR [3-0]

NO. NAME		FG	3FG	FT	RB	PF	TP	A	TO	BLK	S	MIN
23 Rogers, Kevin	f	5-8	0-0	3-6	4	2	13	1	1	0	2	25
15 Diene, Mamadou	c	3-3	0-0	2-0	2	1	7	0	1	3	1	16
0 Jerrells, Curtis	q	5-8	2-4	1-3	2	2	13	1	5	0	5	32
5 Dugat, Henry	q	4-8	0-1	5-8	10	0	13	9	3	0	3	36
24 Dunn, Lace.	q	5-12	2-8	0-0	6	2	12	1	1	0	2	27
3 Ellis, Fred		1-4	0-1	4-6	4	1	6	0	0	1	2	16
4 Acy, Quincy		5-5	0-0	5-9	5	1	15	0	1	2	1	22
11 Simpson, Delbert		1-1	0-0	0-0	0	0	2	0	0	1	0	3
41 Jones, Anthony		1-7	0-3	0-0	2	1	2	1	1	2	1	20
50 Lomers, Josh		1-3	0-0	0-2	3	0	2	0	0	2	0	3
TEAM												7
TOTALS		31-59	4-17	19-35	45	10	85	13	13	11	17	200

Scoring Summary	1st	2nd	OT	2OT	Total
Southern	23	20	—	—	43
Baylor	49	36	—	—	85

Game 4 • Nov. 24, 2008 • Waco, Texas • Ferrell Center [6,154]			
	Jacksonville	68	
	Baylor	76	

GAME NOTES

- **LaceDarius Dunn** scored 23 points as Baylor defeated Jacksonville 76-68.
- **Curtis Jerrells** scored 18 and **Kevin Rogers** and **Fred Ellis** had 10 points each for Baylor, which struggled from the field after winning its first three games by an average of 45 points.
- Ben Smith scored 18 for Jacksonville and Travis Cohn had 11 points.
- Baylor shot 50 percent (28-of-56) from the field, but shot just 38 percent in the first half, making 13 of its 34 attempts.
- After setting a Big 12 record for consecutive field goals, Baylor freshman **Quincy Acy** missed his first shot of the season when an 8-foot baseline jumper fell short with 11:07 left in the first half. He had made his previous 18 shots and finished the game 2-of-3 from the field.
- Baylor led 34-32 at the half.

JACKSONVILLE [0-4]

NO. NAME	FG	3FG	FT	RB	PF	TP	A	TO	BLK	S	MIN
10 Hardy, Ayron	f 2-7	0-1	0-0	5	4	4	1	1	0	1	22
41 Colbert, Lehman	f 2-2	0-0	1-1	3	4	5	2	3	1	0	21
45 Allen, Marcus	f 3-8	0-2	2-3	3	3	8	4	3	0	0	27
1 Cohn, Travis	q 4-5	1-1	2-2	4	4	11	0	2	1	0	12
3 Smith, Ben	q 8-11	2-4	3-3	5	2	21	3	5	0	2	34
2 Gilbert, Brian	0-4	0-3	0-0	1	0	0	2	1	0	0	12
15 Edwards, Chris	0-0	0-0	0-0	0	0	0	0	1	0	0	6
22 Brooks, Aric	2-4	0-0	1-2	6	2	5	1	3	0	0	22
23 Galvin, Tevin	0-1	0-1	0-0	1	0	0	0	0	0	0	5
30 Lukasiak, Szymon	3-4	0-0	0-0	0	3	6	0	1	0	0	15
34 Jefferson, Evan	3-6	2-4	0-0	1	0	8	2	1	0	0	24
TEAM	7										
TOTALS	27-52	5-16	9-11	36	22	68	15	21	2	3	200

BAYLOR [4-0]


NO. NAME	FG	3FG	FT	RB	PF	TP	A	TO	BLK	S	MIN
23 Rogers, Kevin	f 5-10	0-0	0-1	7	1	10	1	2	1	2	35
15 Diene, Mamadou	c 0-1	0-0	0-0	2	1	0	0	0	1	0	11
0 Jerrells, Curtis	q 6-11	2-6	4-6	1	1	18	8	4	0	1	34
5 Dugat, Henry	q 2-7	1-2	0-0	3	4	5	2	1	0	0	30
45 Carter, Tweety	q 2-5	1-3	1-2	1	4	6	3	0	0	3	30
3 Ellis, Fred	3-4	1-2	3-4	1	1	10	0	1	1	2	10
4 Acy, Quincy	2-3	0-0	0-1	4	2	4	0	0	1	0	18
24 Dunn, LaceDarius	8-15	7-11	0-0	3	2	23	0	1	0	0	32
TEAM	3										
TOTALS	28-56	12-24	8-14	25	16	76	14	9	4	8	200

Scoring Summary	1st	2nd	OT	2OT	Total
Jacksonville	32	36	—	—	68
Baylor	34	42	—	—	76

Shooting	FG%	3FG%	FT%
Jacksonville	51.9	31.3	81.8
Baylor	50.0	50.0	57.1

Specialty Stats	DBR	Paint	P-TO	2nd	Bench
Jacksonville	0	34	7	3	19
Baylor	0	24	25	9	37

Officials: R-Ted Hillary, U1-Curtis Shaw, U2-Rick Hartzell; **Technical Fouls:** Jacksonville- Lukasiak, Szymon; Baylor-Acy, Quincy.
Attendance: 6,154.

Game 5 • Nov. 27, 2008 • Anaheim, Calif. • Anaheim Conv. Ctr. [1,157]			
	Providence	56	
	Baylor	72	

GAME NOTES

- **Kevin Rogers** scored a season-high-tying 16 points and seven rebounds before fouling out to help Baylor beat Providence 72-56 in the first round of the 76 Classic.
- **LaceDarius Dunn** added 12 points for Baylor while Weyinmi Efejuku led Providence with 16 points and eight rebounds.
- The Bears overcame 23 turnovers by shooting 49.0 percent and out-rebounding the Friars 47-33.
- Marshon Brooks, Jeff Xavier and Jonathan Kale added 10 points each for the Friars, which made just 27.4 of its field goals.
- Baylor was held to its second-lowest first-half total this season, scoring 36 points in the opening stanza (34 vs. Jacksonville, 11/24/08).
- BU was held to its lowest point total this season and lowest since March 8, 2008, vs. Texas A&M (lost 57-71).
- Baylor held Providence to 27.4 percent from the floor - the second-lowest percentage by an opponent this season (25.9 pct by Southern on 11/22/08).

PROVIDENCE [3-2]

NO. NAME	FG	3FG	FT	RB	PF	TP	A	TO	BLK	S	MIN
11 MCDERMOTT, G.	f 1-7	0-1	3-6	2	3	5	1	2	0	1	21
34 KALE, Jonathan	f 4-8	0-1	2-8	7	2	10	1	2	0	1	29
04 CURRY, Sharaud	q 1-7	0-2	0-0	1	3	2	3	1	0	0	28
13 EFEJUKU, Wey.	q 6-12	2-2	2-3	8	5	16	1	4	0	2	29
23 MCKENZIE, Brian	q 1-10	0-4	0-0	2	2	2	1	1	0	1	26
1 XAVIER, Jeff	1-8	0-7	8-8	3	3	10	1	3	0	1	31
2 BROOKS, Marshon	3-8	2-6	2-2	5	2	10	0	2	0	0	27
12 BURCHETT, Luke	0-0	0-0	0-0	0	0	0	0	0	0	0	0
21 BAUDINET, Chris	0-0	0-0	0-0	0	0	0	0	0	0	0	1
32 HANKE, Randall	0-2	0-0	1-2	1	1	1	0	0	0	0	8
TEAM	4										
TOTALS	17-62	4-23	18-29	33	21	56	8	15	0	6	200

BAYLOR [5-0]

NO. NAME	FG	3FG	FT	RB	PF	TP	A	TO	BLK	S	MIN
23 Rogers, Kevin	f 7-11	0-1	2-2	7	5	16	2	2	1	1	27
15 Diene, Mamadou	c 2-2	0-0	0-2	2	4	4	0	3	1	0	18
0 Jerrells, Curtis	q 3-10	2-6	3-6	5	3	11	4	3	1	0	37
5 Dugat, Henry	q 1-4	1-3	0-0	5	2	3	3	6	0	1	26
45 Carter, Tweety	q 3-5	0-2	5-6	7	3	11	1	2	0	1	35
3 Ellis, Fred	3-6	0-2	2-2	6	1	8	0	2	0	1	17
4 Acy, Quincy	2-2	0-0	3-4	5	3	7	1	1	1	0	13
11 Simpson, Delbert	0-0	0-0	0-0	0	0	0	0	0	0	0	0+
24 Dunn, LaceDarius	3-9	1-7	5-7	4	4	12	0	4	0	3	25
41 Jones, Anthony	0-0	0-0	0-0	0	0	0	0	0	0	0	2
TEAM	6										
TOTALS	24-49	4-21	20-29	47	25	72	11	23	4	7	200

Scoring Summary	1st	2nd	OT	2OT	Total
Providence	22	34	—	—	56
Baylor	36	36	—	—	72

Shooting	FG%	3FG%	FT%
Providence	27.4	17.4	62.1
Baylor	49.0	19.0	69.0

Specialty Stats	DBR	Paint	P-TO	2nd	Bench
Providence	6	18	20	7	21
Baylor	4	36	12	13	27

Officials: R-Mike Eggers, U1-Don Daily, U2-Terry Oglesby; **Technical Fouls:** Baylor-Acy, Quincy.
Attendance: 1,157

Game 6 • Nov. 28, 2008 • Anaheim, Calif. • Anaheim Conv. Ctr. [1,157]			
	14/14 Arizona State	78	
	Baylor	87	

GAME NOTES

- **LaceDarius Dunn** scored 27 points off the bench for Baylor as the Bears made a huge statement, upsetting 14th-ranked Arizona State, 87-78, to advance to the finals of the 76 Classic.
- **Curtis Jerrells** poured in 22 points and **Henry Dugat** added 14 for the Bears, who opened the season with five straight wins - four by double-digits - but had yet to face a ranked opponent.
- Following a back-and-forth opening 20 minutes that left the teams tied, 31-31, entering the break, the Bears caught fire from the arc immediately after emerging from the locker rooms.
- Dugat started the second half with a 3-pointer and the rest of the team followed his lead.
- Baylor made five of its first six 3-pointers after the break to forge a 53-38 advantage with 14:17 remaining in the game.
- After an Arizona State timeout, James Harden, who finished with 32 points and nine rebounds, scored three straight points and Jamelle McMillan drained a three to pull the Sun Devils back within 55-44 with 13:06 left.
- The Sun Devils chipped away at the lead, closing to within five points with one minute remaining. It was too little too late, however, as Baylor made 7-of-8 free throws down the stretch to seal the win.
- Arizona State had surrendered an average of 53 points during its season-opening four straight wins, but were victimized by the hot shooting of Baylor.
- After the Sun Devils allowed the opposition to shoot 39 percent from the field and 35 percent from 3-point range this season, the Bears made 50 percent (26-of-52) of their shots from the floor and 46 percent (11-of-24) from the arc.

ARIZONA STATE [4-1]

NO.	NAME	FG	3FG	FT	RB	PF	TP	A	TO	BLK	S	MIN
04	Pendergraph, J.	f 6-7	0-0	7-7	10	2	19	3	2	0	0	34
30	Kuksiks, Rihards	f 4-9	2-6	0-0	2	4	10	0	0	0	0	26
3	Abbott, Ty	q 2-10	1-7	2-4	7	4	7	0	1	1	0	35
12	Glasser, Derek	q 1-4	1-3	0-0	0	3	3	3	3	0	0	24
13	Harden, James	q 9-17	4-6	10-13	9	4	32	3	3	0	3	34
2	Boateng, Eric	1-1	0-0	0-0	0	1	2	0	2	0	0	7
10	McMillan, Jamelle	1-4	1-3	0-0	1	4	3	3	1	0	1	18
32	Rohde, Taylor	0-0	0-0	0-0	0	1	0	0	1	0	0	2
44	Shipp, Jerren	1-2	0-1	0-0	4	2	2	0	1	0	0	20
TEAM					1							
TOTALS		25-54	9-26	19-24	10-24	34-25	78-12	14-1	4-200			

BAYLOR [6-0]

NO. NAME	FG	3FG	FT	RB	PF	TP	A	TO	BLK	S	MIN
0 Jerrells, Curtis	q 6-11	2-5	8-9	4	3	22	7	1	1	1	35
3 Ellis, Fred	0-0	0-0	0-0	1	0	0	0	1	0	0	7
4 Acy, Quincy	2-2	0-0	3-5	2	4	7	0	0	1	1	17
5 Dugat, Henry	q 5-9	2-4	2-3	1	2	14	3	3	0	3	32
15 Diene, Mamadou	c 1-1	0-0	0-0	0	4	2	0	0	0	0	12
23 Rogers, Kevin	f 4-10	0-0	1-2	7	3	9	2	2	0	0	36
24 Dunn, LaceDarius	7-16	6-13	7-8	4	3	27	0	0	0	1	30
45 Carter, Tweety	q 1-2	1-2	3-4	6	1	6	6	1	0	1	31
TEAM	0										
TOTALS	26-51	11-24	24-31	25	20	87	18	8	2	7	200

Scoring Summary	1st	2nd	OT	2OT	Total
Arizona State	31	47	—	—	78
Baylor	31	56	—	—	87

Shooting	FG%	3FG%	FT%
Arizona State	46.3	34.6	79.2
Baylor	51.0	45.8	77.4

Specialty Stats	DBR	Paint	P-TO	2nd	Bench
Arizona State	4	30	8	13	7
Baylor	3	26	25	7	34

Officials: R-Terry Davis, U1-Don Daily, U2-Terry Oglesby; **Technical Fouls:** none.
Attendance: 1,417

Game 7 ■ Nov. 30, 2008 ■ Anaheim, Calif. ■ Anaheim Conv. Ctr. [1,877]			
WF	19/24 Wake Forest	87	
	Baylor	74	

GAME NOTES

- Baylor shot a season-low 32.4 percent from the floor, while the 19th-ranked Demon Deacons outscored the Bears 57-43 in the second half en route to a 87-74 win in the 76 Classic championship game.
- Kevin Rogers recorded his 18th double-double of his career and the first this season, posting 10 points and 14 rebounds. He moves into a tie with Darryl Middleton (1985-88) and Tony Rufus (1976-77) for 9th place in career double-doubles at Baylor.
- Curtis Jerrells is 77-for-95 career on clutch free throws (final 3 minutes of regulation and OT periods) - a career 81.1 percentage.
- Curtis Jerrells was Baylor's lone representative on the 76 Classic All-Tournament Team.
- LaceDarius Dunn extended his consecutive games streak with making at least one 3-point field goal to 12 games, dating back to March 1, 2008.
- Baylor shot a season-low 32.4 percent from the floor (22-of-68) - the lowest shooting percentage by the Bears since March 5, 2007, when Baylor shot 33.3 percent (21-of-63).
- The loss snapped Baylor's six-game winning streak - the longest since a 12-game winning streak to start the 2000-01 season.
- Baylor's 31 3-point attempts vs. Wake Forest are a tournament record.

WAKE FOREST [6-0]

NO.	NAME	FG	3FG	FT	RB	PF	TP	A	TO	BLK	S	MIN
1	Aminu,Al-Farouq	f	5-11	0-1	3-4	12	5	13	1	5	0	29
23	Johnson,James	f	5-16	0-0	4-7	14	4	14	3	2	3	35
13	McFarland,Chas	c	4-8	0-0	3-5	4	2	11	0	1	0	21
0	Teague,Jeff	g	1-10	0-0	12-14	8	2	14	8	6	2	39
42	Williams,L.D.	g	5-10	0-2	5-7	10	3	15	0	2	0	28
2	Clark,Gary		1-2	0-1	0-2	1	1	2	0	0	0	5
4	Hale,Harvey		1-3	1-2	5-6	4	4	8	1	3	0	15
10	Smith,Ishmael		2-2	0-0	0-0	4	3	4	1	2	0	10
44	Weaver,David		2-2	0-0	2-3	0	0	6	0	0	0	10
55	Woods,Tony		0-0	0-0	0-0	0	0	0	0	0	0	8
TEAM		5										
TOTALS		26-64	1-6	34-48	62	24	87	14	21	5	7	200

BAYLOR [6-1]

NO.	NAME	FG	3FG	FT	RB	PF	TP	A	TO	BLK	S	MIN
23	Rogers, Kevin	f	5-7	0-0	0-2	14	4	10	0	3	0	34
15	Diene, Mamadou	c	1-1	0-0	1-2	2	3	3	0	0	1	17
0	Jerrells, Curtis	g	3-12	2-7	8-9	1	2	16	2	2	0	36
5	Dugat, Henry	g	7-17	3-8	2-4	3	5	19	2	2	0	33
45	Carter, Tweety	g	2-13	2-8	2-2	2	4	8	3	1	0	33
3	Ellis, Fred		0-1	0-0	1-2	1	1	1	0	0	0	4
4	Acy, Quincy		1-4	0-0	0-2	5	5	2	0	4	0	10
11	Simpson, Delbert		0-0	0-0	0-0	0	3	0	0	0	0	2
24	Dunn, LaceDarius		2-11	1-7	7-8	4	2	12	2	3	0	28
41	Jones, Anthony		1-2	0-1	1-2	0	1	3	0	0	1	3
TEAM		6										
TOTALS		22-68	8-31	22-33	38	30	74	9	15	2	10	200

Scoring Summary	1st	2nd	OT	2OT	Total
Wake Forest	30	57	—	—	87
Baylor	31	43	—	—	74

Shooting	FG%	3FG%	FT%
Wake Forest	40.6	16.7	70.8
Baylor	32.4	25.8	66.7

Specialty Stats	DBR	Paint	P-TO	2nd	Bench
Wake Forest	4	44	18	21	20
Baylor	5	24	18	10	18

Officials: R-Mark Reischling, U1-Bill Kennedy, U2-Michael Eggers; **Technical Fouls:** none.
Attendance: 1,877

Game 8 ■ Dec. 6, 2008 ■ Pullman, Wash. ■ Friel Court [9,038]			
	24/rv Baylor	58	
	Washington State	52	

GAME NOTES

- Baylor beat Washington State at its own game, slowing down the tempo and making the Cougars struggle for every basket. Washington State shot just 37 percent, while Baylor was making just 40 percent.
- LaceDarius Dunn led Baylor with 14 points, Curtis Jerrells had 13, and Henry Dugat and Tweety Carter had 12 each.
- Washington State, which lost at home for the first time this season, got 14 points each from Daven Harmeling and Aron Baynes. The Cougars were hurt by making just 12 of 19 free throws, while Baylor made 21 of 25.
- Baylor wore its road green uniforms for the first time in 262 days, dating back to its 2008 NCAA Tournament first round game vs. Purdue (March 20, 2008).
- Baylor's 4:20 scoreless drought to start the game was the longest this season.
- Baylor was held scoreless at the game's first media timeout for the first time this season.
- Baylor held the opposition to 29 or fewer points in the first half for the fifth time this season.
- Baylor shot less than 50 percent from the floor in the first half for the second consecutive game and for the third time in its last four games. It is the first time Baylor has shot less than 50 percent in the first half in back-to-back games since the end of the 2007-08 season (Baylor did it in the final four games of the season).
- Kevin Rogers was held scoreless for the first time since March 1, 2006, vs. Texas Tech.
- Dunn extended his consecutive games streak with making at least one 3-point field goal to 13 games, dating back to March 1, 2008. It is the 11th-longest such streak since 1986 at Baylor, tying his own streak he set last season.

BAYLOR [7-1]

NO.	NAME	FG	3FG	FT	RB	PF	TP	A	TO	BLK	S	MIN
23	Rogers, Kevin	f	0-6	0-0	0-0	2	3	0	0	3	0	22
15	Diene, Mamadou	c	0-0	0-0	0-0	3	2	0	0	0	0	16
0	Jerrells, Curtis	g	3-10	0-5	7-8	8	0	13	4	3	0	37
5	Dugat, Henry	g	3-5	0-0	6-6	3	2	12	1	3	0	35
45	Carter, Tweety	g	3-5	1-2	5-5	4	3	12	0	0	0	35
4	Acy, Quincy		1-3	0-0	0-1	0	3	2	2	0	0	14
24	Dunn, LaceDarius		4-9	4-7	2-4	3	4	14	0	2	0	25
50	Lomers, Josh		2-2	0-0	1-1	3	4	5	0	1	0	16
TEAM		4										
TOTALS		16-40	5-14	21-25	30	21	58	7	12	0	3	200

WASHINGTON STATE [6-2]

NO.	NAME	FG	3FG	FT	RB	PF	TP	A	TO	BLK	S	MIN
32	Harmeling, D.	f	5-8	4-5	0-0	3	3	14	1	1	0	36
11	Baynes, Aron	c	5-9	0-0	4-7	6	0	14	1	2	2	31
1	Thompson, Klay	g	2-5	0-1	0-0	2	5	4	1	2	0	28
4	Koprivica, Nikola	g	1-4	1-3	3-5	6	3	6	2	2	0	31
10	Rochestie, Taylor	g	3-14	1-4	4-4	2	3	11	4	1	0	40
0	Capers, Marcus		0-0	0-0	0-0	0	1	0	1	0	0	4
3	Harthun, Mike		0-0	0-0	0-0	0	1	0	0	0	0	4
5	Lodwick, Abe		0-1	0-1	0-0	0	0	0	0	0	0	3
23	Casto, DeAngelo		0-3	0-0	1-3	5	3	1	0	1	0	17
52	Forrest, Caleb		1-1	0-0	0-0	0	0	2	2	0	0	6
TEAM		2										
TOTALS		17-45	6-14	12-19	26	19	52	12	10	2	2	200

Scoring Summary	1st	2nd	OT	2OT	Total
Baylor	29	29	—	—	58
Washington State	22	30	—	—	52

Shooting	FG%	3FG%	FT%
Baylor	40.0	35.7	84.0
Washington State	37.8	42.9	63.2

Specialty Stats	DBR	Paint	P-TO	2nd	Bench
Baylor	3	14	10	0	21
Washington State	4	6	2	2	3

Officials: R-Verne Harris, U1-David Hall, U2- Chris Rastatter; **Technical Fouls:** none.
Attendance: 9,038

Game 9 ■ Dec. 13, 2008 ■ Waco, Texas ■ Ferrell Center [5,730]			
PVAMU	Prairie View A&M	63	
	22/rv Baylor	90	

GAME NOTES

- After Henry Dugat scored eight consecutive points in just over a minute in a go-ahead run midway through the first half, the 22nd-ranked Bears finally got comfortable and went on to a 90-63 victory over Prairie View in their first home game in three weeks.
- Before Dugat's 3-pointer with 10:36 left in the first half, Baylor was down by seven points. The Bears had made only three of their first 16 shots and missed all six 3-pointers.
- The Bears made 11 of their last 14 shots before halftime, when they had a 42-28 lead, and were 28-of-48 the rest of the game. They were 15-of-25 on 3-pointers after their early long-range slump.
- LaceDarius Dunn led Baylor with 18 points, including four 3-pointers, while Dugat and Tweety Carter had 17 points andCurtis Jerrells had 13 points and eight assists.
- Senior Kevin Rogers' field goal at the 16:15 mark of the first half was his first since the 7:22 mark of the second half against Wake Forest on Nov. 30, snapping a streak of eight-straight misses.
- Freshman Kendall Wright made his first appearance of the season after wrapping up play as a wide receiver on the Baylor football team.
- Jerrells moved into eighth place on the all time list with 89 career starts. He sits three away from Robert McLemore in seventh.

PRAIRIE VIEW A&M [3-6]

NO.	NAME	FG	3FG	FT	RB	PF	TP	A	TO	BLK	S	MIN
32	Garrison, Tarr.	f	4-10	0-0	0-0	7	1	8	0	1	0	30
33	Hugee, Darnell	f	4-11	0-0	5-7	11	2	13	0	2	0	27
5	Johnson, Derek	g	2-3	0-1	5-7	3	1	9	3	3	0	21
11	Jones, Chris	g	0-3	0-1	0-0	3	4	0	0	2	0	28
41	Meadows, Tim	g	6-11	1-3	0-0	0	1	13	1	4	0	26
0	Shivers, Jacoie		1-4	0-0	0-0	6	2	2	0	1	0	12
3	Richman, Alex		1-3	1-2	0-0	0	1	3	2	2	0	13
10	Griffin, Michael		4-9	3-6	2-2	3	4	13	0	5	0	25
21	Khalfan, Ahmed		0-0	0-0	0-0	0	0	0	0	0	0	1
23	Bell, Donald		0-2	0-0	0-0	0	0	0	0	0	0	5
24	McGilvery, Ivory	-	1-1	0-0	0-0	0	0	2	0	1	0	6
44	McDaniel, Dorian		0-2	0-1	0-0	1	1	0	0	1	0	2
TEAM		9										
TOTALS		23-59	5-14	12-16	43	17	63	6	22	0	5	200

BAYLOR [8-1]


NO.	NAME	FG	3FG	FT	RB	PF	TP	A	TO	BLK	S	MIN
23	Rogers, Kevin	f	3-9	0-0	2-4	9	2	8	0	1	0	23
15	Diene, Mamadou	c	1-1	0-0	0-0	4	3	2	1	1	1	0
0	Jerrells, Curtis	g	4-10	1-2	4-5	4	0	13	8	5	0	34
5	Dugat, Henry	g	6-10	4-7	1-2	2	3	17	1	1	0	26
45	Carter, Tweety	g	5-11	4-8	3-4	1	1	17	5	2	0	29
1	Wright, Kendall		1-2	1-2	0-2	1	0	3	1	1	0	1
3	Ellis, Fred		0-0	0-0	0-0	0	1	0	1	0	0	6
4	Acy, Quincy		3-5	0-0	0-0	6	5	6	0	2	1	19
11	Simpson, Delbert		0-1	0-1	0-0	1	1	0	0	0	1	0
24	Dunn, LaceDarius		6-11	4-8	2-2	0	0	18	1	1	2	1
41	Jones, Anthony		1-3	1-3	0-0	0	1	3	0	0	0	12
50	Lomers, Josh		1-1	0-0	1-2	1	1	3	0	0	0	11
TEAM		4										
TOTALS		31-64	15-31	13-21	33	18	90	18	14	5	12	200

Scoring Summary	1st	2nd	OT	2OT	Total
Prairie View A&M	28	35	—	—	63
Baylor	42	48	—	—	90

Shooting	FG%	3FG%	FT%
Prairie View A&M	39.0	35.7	75.0
Baylor	48.4	48.4	61.9

Specialty Stats	DBR	Paint	P-TO	2nd	Bench
Prairie View A&M	1	20	8	10	20
Baylor	4	26	24	16	33

Officials: R-Curtis Shaw, U1-Gerry Pollard, U2-Rodrick Dixon; **Technical Fouls:** none.
Attendance: 5,730

Game 10 • Dec. 20, 2008 • Waco, Texas • Ferrell Center [5,556]				
	UT Arlington		76	
	21/24 Baylor		79	

GAME NOTES

- **Curtis Jerrells** scored 29 points and made 16 of 17 free throw attempts to help No. 21 Baylor survive Texas-Arlington, 79-76.
- **Twenty Carter** scored 13 for Baylor and **Henry Dugat** had 11 points.
- The Bears took their first lead of the second half on a drive and spinning layup by Jerrells with 6:12 left. Jumpers from Jerrells and **Kevin Rogers** put Baylor up 70-65, completing a 10-0 spurt - the only sustained run either team could muster in the game.
- Jerrells hit three of four free throws in the final minute, his only miss with 16.9 seconds left. Texas-Arlington rebounded and had a chance to tie, but Anthony Vereen's 3-point attempt bounced off the rim and Baylor's Fred Ellis grabbed the rebound to seal it.
- Baylor trailed 41-32 at halftime, the first time the Bears have trailed at intermission this season. Baylor was tied with Arizona State (31-31) at halftime.
- Baylor faced just its second double-digit deficit of the year, trailing UTA by 11 points in the second half (trailed Wake Forest by 14).
- With Baylor trailing 61-52, the Bears went on an 18-4 run over 4:53 to take a 70-65 lead.
- Jerrells passed former teammate **Aaron Bruce** for seventh place on the school's all-time scoring list with 1,357 points.
- Jerrells recorded 24 of his points in the second half, and added 7 rebounds and 7 assists.
- Jerrells made his first 16 free throw attempts (season-high made free throws), finishing the game 16-for-17 from the line (BU single-game record is 11-for-11)
- Rogers collected 13 rebounds, his second-highest output of the season (14 rebounds vs. Wake Forest).

UT ARLINGTON [4-5]

NO.	NAME		FG	3FG	FT	RB	PF	TP	A	TO	BLK	S	MIN
4	Moffitt, Tommy	f	6-9	0-2	0-0	10	3	12	0	1	0	0	25
32	Vereen, Anthony	f	11-17	1-3	5-5	7	4	28	2	0	0	1	28
00	Haynes, Marquez	q	5-13	1-5	3-4	1	3	14	4	4	0	1	35
1	Guignard, Roqe'r	q	3-7	2-4	2-2	0	0	10	7	2	1	2	33
23	Long, Brandon	q	4-11	1-6	0-0	2	5	9	1	2	0	2	36
5	Smith, Jeremy		0-1	0-0	0-0	1	2	0	2	2	0	0	22
10	Davis, J.D.		1-1	0-0	0-0	1	0	2	0	0	0	0	8
21	Parker, Trey		0-0	0-0	0-0	2	4	0	0	0	0	0	7
24	Awange, Ishmael		0-0	0-0	1-2	1	0	1	0	0	0	0	6
TEAM		4											
TOTALS			30-59	5-20	11-13	29	21	76	16	11	1	6	200

BAYLOR [9-1]


NO.	NAME	FG	3FG	FT	RB	PF	TP	A	TO	BLK	S	MIN	
23	Rogers, Kevin	f	5-12	0-0	3-6	13	2	13	0	3	2	0	39
15	Diene, Mamadou	c	0-1	0-0	0-2	0	1	0	0	0	0	0	6
0	Jerrells, Curtis	q	6-14	1-6	16-17	7	2	29	7	3	0	2	35
5	Dugat, Henry	q	4-7	3-5	0-0	1	1	11	2	0	0	1	36
45	Carter, Tweety	q	5-12	3-7	0-0	2	3	13	1	1	0	1	38
3	Ellis, Fred		1-2	0-1	0-0	3	3	2	0	0	1	0	10
4	Acy, Quincy		1-2	0-0	0-0	3	0	2	0	0	0	0	12
24	Dunn, LaceDarius		2-7	1-5	4-5	6	5	9	2	2	0	1	20
50	Lomers, Josh		0-0	0-0	0-2	0	0	0	0	1	0	1	4
TEAM		5											
TOTALS		24-57	8-24	23-32	40	17	79	12	10	3	6	200	

Scoring Summary	1st	2nd	OT	2OT	Total
UT Arlington	41	35	—	—	76
Baylor	32	47	—	—	79

Shooting	FG%	3FG%	FT%
UT Arlington	50.8	25.0	84.6
Baylor	42.1	33.3	71.9

Specialty Stats	DBR	Paint	P-TO	2nd	Bench
UT Arlington	1	42	9	15	3
Baylor	3	28	15	21	13

Officials: R-Brad Ferrie, U1-Andrew Walton, U2-Kevin Mathis; **Technical Fouls:** none.
Attendance: 5,556

Game 11 ▀ Dec. 22, 2008 ▀ Waco, Texas ▀ Ferrell Center [5,219]		
	Hartford	59
	21/22 Baylor	74

GAME NOTES

FS SOUTHWEST

- **Curtis Jerrells** had 17 points, 11 rebounds and 10 assists and No. 21 Baylor survived its second scare in as many games, beating Hartford 74-59.
- Jerrells' triple-double was the first for a Baylor player since Brian Skinner of the Los Angeles Clippers had one on Nov. 29, 1997.
- **Henry Dugat** scored 16 points, **Twenty Carter** and **LaceDarius Dunn** added 14 points each and **Kevin Rogers** had 11 for Baylor.
- aret von Rosenberg's 19 points led Hartford, while Genesis Maciel had 13 points.
- Baylor went on a 13-3 run that included 3-pointers by Carter, Dunn and Jerrells to take a 23-13 lead with 7:55 remaining in the first half.
- Another 3 by Dugat and two free throws by Jerrells put Baylor ahead 28-15 with 4:38 to play in the first half. A 3-pointer and a layup by Drake U'u sparked a Hartford rally that cut the Baylor lead to 31-26 with less than a minute to play. Jerrells then hit one of two from the line with 6.6 seconds left to give Baylor a 32-26 halftime lead.
- Baylor opened the second half on a 7-0 run before two layups by Morgan Sabia keyed a Hartford run that cut the deficit to 39-32 with 16:37 left.
- Hartford pulled within three points twice in the second half but couldn't get any closer. Von Rosenberg could have pulled the Hawks within two but missed a free throw with 9:15 to play.
- Baylor got the lead back to double digits as consecutive layups from Jerrells put the Bears up 63-53 with 4:40 left. But Hartford cut that lead in half on one possession. Michael Turner hit a 3-pointer from the corner and Carter was called for a foul on von Rosenberg, who made both free throws.
- Dugat hit a jumper in the lane with 8:17 to play to give Baylor a 56-51 lead. That basket by Dugat made him the 21st player in BU history with 1,000 career points.

HARTFORD [4-8]

NO.	NAME	FG	3FG	FT	RB	PF	TP	A	TO	BLK	S	MIN	
23	Sabia, Morgan	f	3-11	1-4	2-3	15	4	9	0	2	0	1	33
25	Minor, Anthony	f	1-2	0-0	0-2	1	3	2	0	2	0	0	13
1	vonRosenberg, J. q	5-8	3-5	6-7	6	1	19	9	3	0	1	39	
11	Torres, Andres	q	1-7	0-4	1-2	4	4	3	3	5	0	2	39
22	U'u, Drake	q	2-3	1-2	0-0	2	0	5	1	2	0	0	14
3	Turner, Michael		3-6	2-4	0-0	4	3	8	2	4	0	1	20
15	Bookman, David		0-2	0-1	0-0	0	0	0	0	0	0	0	2
21	Maciel, Genesis		5-8	2-4	1-1	2	3	13	1	1	0	0	26
31	Estes, Kevin		0-1	0-0	0-0	2	3	0	1	1	0	0	10
32	Brothers, Clayton		0-0	0-0	0-0	0	1	0	0	0	0	0	4
TEAM		3											
TOTALS		20-48	9-24	10-15	29	22	59	17	20	0	5	200	

BAYLOR [10-1]


NO.	NAME		FG	3FG	FT	RB	PF	TP	A	TO	BLK	S	MIN
23	Rogers, Kevin	f	4-5	0-0	3-5	4	2	11	0	4	1	0	34
15	Diene, Mamadou	c	0-0	0-0	0-0	0	0	0	0	0	1	0	4
0	Jerrells, Curtis	g	4-8	1-3	8-11	11	0	17	10	3	2	0	36
5	Dugat, Henry	g	4-9	1-4	7-8	2	2	16	2	3	0	4	32
45	Carter, Tweety	g	5-7	4-6	0-0	3	2	14	0	3	0	0	34
3	Ellis, Fred		0-0	0-0	0-1	2	2	0	0	0	0	1	9
4	Acy, Quincy		0-2	0-0	0-0	3	1	0	0	1	2	1	10
24	Dunn, LaceDarius		4-10	3-8	3-4	5	3	14	0	1	0	0	29
41	Jones, Anthony		0-1	0-1	0-0	0	0	0	0	0	0	0	3
50	Lomers, Josh		1-1	0-0	0-0	0	3	2	0	0	0	0	9
TEAM			0										
TOTALS			22-43	9-22	21-29	30	15	74	12	15	6	6	200

Scoring Summary	1st	2nd	OT	2OT	Total
Hartford	26	33	—	—	59
Baylor	32	42	—	—	74

Shooting	FG%	3FG%	FT%
Hartford	41.7	37.5	66.7
Baylor	51.2	40.9	72.4

Specialty Stats	DBR	Paint	P-TO	2nd	Bench
Hartford	1	22	12	9	21
Baylor	2	23	28	4	16

Officials: R-Terry Moore, U1-Greg Rennegarbe, U2-Brent Meaux; **Technical Fouls:** none.
Attendance: 5,219

Game 12 ▀ Dec. 29, 2008 ▀ Waco, Texas ▀ Ferrell Center [5,544]		
	Portland State	66
	19/20 Baylor	79

GAME NOTES

- **LaceDarius Dunn** scored 22 points to lead four players in double figures for No. 19 Baylor in a 79-66 victory over Portland State.
- **Curtis Jerrells** and **Kevin Rogers** added 16 points apiece, and **Henry Dugat** had 11 for Baylor.
- With his first point at the 18:20 mark of the first half, Rogers became the 22nd player in Baylor history to score 1,000 career points.
- Baylor its fifthconsecutive game since debuting in the AP Top 25 Poll on Dec. 1.
- Leading 24-22 with 6:32 remaining in the first half, Baylor went on a 16-2 run over the next 6:26 to take its largest lead of the opening period, 16 points, with 2:06 left until halftime.
- Jerrells scored in double figures in 14 straight games, dating back to the end of the 2007-08 season.
- Baylor led by as many as 26 points vs. Portland State and the Bears have lead by 20 or more points in five games this season - the first time since Prairie View A&M on Dec. 13.
- Dominic Waters led Portland State with 18 points. Phil Nelson scored 16 and Jamie Jones 12. Jeremiah Dominguez, Portland State's leading scorer at 13.5 points per game, was held to two on 1-of-9 shooting.
- Baylor took a 35-22 lead with 3:20 left in the first half on a 9-0 run that included consecutive 3-pointers by Dunn.
- The Bears scored the first six points of the second half while Portland State had two turnovers and missed shots on four straight possessions.
- Baylor led by as many as 26, taking a 60-34 lead with 13:21 to play. Portland State cut the lead to 12 a couple of times late in the game but couldn't get any closer.

PORTLAND STATE [10-4]

NO.	NAME	FG	3FG	FT	RB	PF	TP	A	TO	BLK	S	MIN	
14	Coston, Kyle	f	2-8	1-5	2-2	16	4	7	2	2	2	0	33
21	Nelson, Phil	f	6-11	4-7	0-0	8	2	16	1	5	1	1	32
44	Jones, Jamie	c	6-8	0-0	0-0	10	3	12	0	0	2	0	27
3	Murray, Andre	g	2-6	0-2	1-2	0	1	5	1	1	0	0	19
10	Dominguez, J.	q	1-9	0-3	0-0	2	2	2	3	0	0	0	30
1	Thomas, Julius		3-5	0-0	0-0	3	2	6	0	0	0	1	14
4	Polis, Mickey		0-1	0-1	0-0	1	0	0	0	1	0	0	4
11	Waters, Dominic		6-11	3-6	3-4	2	2	18	5	4	0	1	26
13	Mara, Tyrell		0-2	0-1	0-0	0	0	0	1	0	0	0	7
23	Wright, Wendell		0-0	0-0	0-0	0	0	0	1	0	0	0	8
TEAM		3											
TOTALS		26-61	8-25	6-8	35	16	66	14	13	5	3	200	


BAYLOR [11-1]

NO.	NAME	FG	3FG	FT	RB	PF	TP	A	TO	BLK	S	MIN	
23	Rogers, Kevin	f	6-13	0-0	4-6	6	1	16	0	3	2	1	36
15	Diene, Mamadou	c	0-1	0-0	0-0	0	0	0	0	0	0	0	6
0	Jerrells, Curtis	q	6-8	2-3	2-4	6	1	16	4	1	0	3	37
5	Dugat, Henry	q	4-13	1-4	2-4	5	2	11	5	2	0	2	29
45	Carter, Tweety	q	2-7	0-4	2-3	3	4	6	5	1	0	2	32
3	Ellis, Fred		1-2	0-0	1-1	0	2	3	0	0	0	0	9
4	Acy, Quincy		2-2	0-0	1-1	4	1	5	0	3	1	1	22
24	Dunn, LaceDarius		8-11	4-5	2-2	6	3	22	0	2	0	0	29
TEAM		4											
TOTALS		29-57	7-16	14-21	34	14	79	14	12	3	9	200	

Scoring Summary	1st	2nd	OT	2OT	Total
Portland State	29	37	—	—	66
Baylor	43	36	—	—	79

Shooting	FG%	3FG%	FT%
Portland State	42.6	32.0	75.0
Baylor	50.9	43.8	66.7

</

Game 13 • Dec. 31, 2008 • Waco, Texas • Ferrell Center [5,092]				
	Jackson State		78	
	19/20 Baylor		113	

GAME NOTES

FS SOUTHWEST

- **Kevin Rogers** scored a season-high 21 and **Henry Dugat** had 20 to help the 19th-ranked Baylor Bears beat Jackson State 113-78 on New Year's Eve.
- Dugat and Rogers shared the scoring as Baylor jumped out to a 13-4 lead before five unanswered Jackson State points quickly cut the Bears' lead to four.
- **LaceDarius Dunn** added 16 points and 10 rebounds for his first career double-double. **Josh Lomers** chipped in a career-high tying 14 points and **Tweety Carter** scored 12 for Baylor. All 12 Baylor players finished with at least two points.
- Jeremy Caldwell scored 25 and Grant Maxey had 16 for Jackson State.
- Baylor led by as many as 42 in the second half, going up 98-56 on a jumper by **Fred Ellis** with 7:06 remaining. Baylor made 70 percent of its field goals in the first half, hitting 24-of-34, and hit 64 percent (44-of-69) for the game.
- Baylor's nine-game home winning streak is the second-longest in Ferrell Center history as well as the second-longest to start a season. Baylor won 10 straight home contests to open the 2000-01 season (Nov. 22, 2000-Jan. 2, 2001). The Bears later won 10 straight from March 3, 2001-Jan. 5, 2002.
- Baylor scored a **Scott Drew** era record 62 points in the first half vs. Jackson State, besting last season's 61-point output in the 2007-08 season opener against JSU. It is the highest first-half point total since Feb. 27, 1993, vs. Oral Roberts (64).
- Baylor's 113 points are the most scored in regulation since 116 in 1993 (Baylor scored 116 at Texas A&M in 5 overtimes last season).

JACKSON STATE (1-11)

NO.	NAME		FG	3FG	FT	RB	PF	TP	A	TO	BLK	S	MIN
32	Maxey,Grant	f	6-15	1-1	3-7	4	4	16	3	5	0	1	30
33	Johnson,Garris	f	1-4	0-1	0-0	0	2	2	0	0	0	0	17
44	Caldwell,Jeremy	c	9-14	1-1	6-8	11	0	25	1	2	1	1	32
3	Melvin,Rod	g	2-6	0-0	0-0	2	2	4	0	2	0	0	26
12	Griffin,Darrion	g	1-6	1-2	2-2	0	2	5	4	1	0	2	24
1	Burk,Cason	0	0-0	0-0	0-0	0	3	0	2	0	0	0	9
4	Russell,Kenny	2-7	0-2	1-2	3	1	5	2	0	0	0	0	15
10	Huggins,Daniel	0-3	0-2	0-0	2	0	0	1	0	0	0	0	6
13	Martinez,Kay	1-3	0-1	0-0	1	0	2	0	0	0	0	0	1
20	Davis,Jerome	0-1	0-0	0-0	1	0	0	0	0	0	0	0	3
21	Williams,Phillip	2-3	2-2	2-2	0	0	8	0	0	1	0	1	11
23	Dixon,De'Suan	0-3	0-2	1-2	0	1	1	2	0	0	0	1	13
24	Jefferson,Oliver	1-1	0-0	0-0	1	0	2	0	0	0	0	0	3
45	Hyche,Chris	3-5	1-1	1-2	2	3	8	1	2	0	0	0	10
TEAM			5										
TOTALS			28-71	6-15	16-25	32	18	78	16	13	1	6	200

BAYLOR (12-1)

NO.	NAME		FG	3FG	FT	RB	PF	TP	A	TO	BLK	S	MIN
23	Rogers, Kevin	f	10-13	0-0	1-1	5	2	21	0	0	0	1	23
15	Dienne, Mamadou	c	3-4	0-0	0-0	0	4	6	0	0	1	0	11
0	Jerrells, Curtis	g	3-4	1-2	0-0	2	0	7	4	4	0	2	24
5	Dugat, Henry	g	7-11	1-4	5-5	3	0	20	4	0	1	2	24
45	Carter, Tweety	g	4-6	4-5	0-0	3	1	12	6	0	0	1	27
1	Wright, Kendall		1-3	0-1	0-0	1	2	2	0	1	0	0	10
3	Ellis, Fred		2-5	0-2	0-0	1	0	4	2	1	0	0	12
4	Acy, Quincy		3-4	0-0	0-4	8	4	6	0	4	3	1	18
11	Simpson, Delbert		1-2	1-2	0-0	2	2	3	0	0	0	0	5
24	Dunn, LaceDarius		5-6	3-4	3-3	10	1	16	1	5	0	1	21
41	Jones, Anthony		1-5	0-4	0-0	1	1	2	0	0	1	1	14
50	Lomers, Josh		4-6	0-0	6-6	4	2	14	0	0	0	0	11
TEAM			2										
TOTALS			44-69	10-24	15-19	42	19	113	17	15	6	9	200

Scoring Summary	1st	2nd	OT	2OT	Total
Jackson State	37	41	—	—	78
Baylor	62	51	—	—	113

Shooting	FG%	3FG%	FT%
Jackson State	39.4	40.0	64.0
Baylor	63.8	41.7	78.9

Specialty Stats	DBR	Paint	P-TO	2nd	Bench
Jackson State	5	34	19	20	26
Baylor	2	58	18	17	47

Officials: R-Darron George, U1-Brent Meaux, U2-Warren Evans; **Technical Fouls:** none.
Attendance: 5,092

Game 14 • Jan. 2, 2009 • Waco, Texas • Ferrell Center [6,149]				
	South Carolina		85	
	19/20 Baylor		84	

GAME NOTES

FS SOUTHWEST

- Zam Fredrick hit a go-ahead layup with 5.1 seconds left and South Carolina rallied for an 85-84 victory over No. 19 Baylor, snapping the Bears' nine-game home court winning streak.
- Devan Downey led the Gamecocks with 23 points. Fredrick scored 19, Mike Holmes had 11 points and Dominique Archie and Brandis Raley-Ross scored 10 each.
- **Curtis Jerrells** scored a team-high 22 for Baylor. **Kevin Rogers** had 14 points and 13 rebounds, recording his 20th career double-double. **Tweety Carter** scored 18 and **Henry Dugat** 16.
- Baylor cut the lead to one on Rogers' tip-in with 32.5 seconds to play. After a Bears timeout, South Carolina's Evaldas Baniulis was called for traveling on the inbounds play.
- On Baylor's next possession, **LaceDarius Dunn** rebounded Carter's missed jumper and was fouled by Holmes. Dunn made both free throws for an 84-83 Baylor lead with 12.9 seconds left.
- After a South Carolina timeout with 8.6 seconds remaining, Fredrick got free inside for a layup to put the Gamecocks up for good.
- Baylor's last-second shot by Carter was blocked by Raley-Ross.
- South Carolina shot 54.0% from the floor, the highest FG% by a Baylor opponent this season.
- Baylor committed 16 turnovers — the most since turning the ball over 23 vs. Providence.
- Baylor outrebounded South Carolina 21-12 on the offensive glass, but USC held a 16-15 advantage in second-chance points.
- Both teams led by 10 points during the game (BU 23-13 at 10:54 in the first half, USC 63-53 at 8:35 in the second half).

SOUTH CAROLINA (10-2)

NO.	NAME		FG	3FG	FT	RB	PF	TP	A	TO	BLK	S	MIN
21	Archie, Dominig	f	4-8	1-2	1-2	3	5	10	0	1	0	1	16
24	Holmes, Mike	c	5-8	0-0	1-6	7	3	11	1	1	3	2	36
2	Downey, Devan	g	10-19	1-3	2-4	0	1	23	8	1	1	3	36
5	Raley-Ross, B.	g	3-6	2-3	2-4	7	1	10	2	2	0	1	38
20	Fredrick, Zam	g	7-14	2-3	3-3	0	3	19	1	3	0	1	35
14	Wilder, Robert	0	0-0	0-0	0-0	1	1	0	0	0	0	0	5
25	Steed, Austin	2-3	0-0	0-0	0-0	3	4	4	1	1	1	0	15
31	Baniulis, Evaldas	3-4	2-3	0-0	2	2	8	0	2	0	0	1	18
55	Carter, Mitchell	0-1	0-0	0-0	0	0	0	0	0	0	0	0	1
TEAM		7											
TOTALS			34-63	8-14	9-19	30	20	85	13	11	5	9	200

BAYLOR (12-2)


NO.	NAME		FG	3FG	FT	RB	PF	TP	A	TO	BLK	S	MIN
23	Rogers, Kevin	f	7-13	0-0	0-0	13	1	14	0	4	0	0	34
15	Diene, Mamadou	c	0-0	0-0	1-4	2	1	1	0	2	0	0	11
0	Jerrells, Curtis	g	8-19	1-3	5-7	6	2	22	10	3	1	0	36
5	Dugat, Henry	g	6-14	1-3	3-4	8	3	16	1	4	2	3	34
45	Carter, Tweety	g	6-12	4-6	2-3	3	3	18	0	1	0	0	31
1	Wright, Kendall		0-0	0-0	0-0	0	0	0	0	0	0	0	0+
3	Ellis, Fred		0-0	0-0	0-0	2	0	0	0	0	0	0	4
04	Acy, Quincy		2-3	0-0	0-0	2	4	4	0	0	2	1	17
24	Dunn, LaceDarius		1-4	1-4	6-6	2	4	9	1	1	0	0	25
50	Lomers, Josh		0-0	0-0	0-0	1	2	0	0	1	0	0	8
TEAM			4										
TOTALS			30-65	7-16	17-24	43	20	84	12	16	5	4	200

Scoring Summary	1st	2nd	OT	2OT	Total
South Carolina	36	49	—	—	85
Baylor	40	44	—	—	84

Shooting	FG%	3FG%	FT%
South Carolina	54.0	57.1	47.4
Baylor	46.2	43.8	70.8

Specialty Stats	DBR	Paint	P-TO	2nd	Bench
South Carolina	5	42	21	16	12
Baylor	3	32	17	15	13

Officials: R-Tom Eades, U1-Mike Thibodeaux, U2-J.B. Caldwell; **Technical Fouls:** none.
Attendance: 6,149

Game 15 • Jan. 10, 2009 • Waco, Texas • Ferrell Center [8,032]				
	Texas Tech		61	
	23/23 Baylor		73	

GAME NOTES

BIG 12


- **LaceDarius Dunn** scored 20 points, including 11 in a row in the second-half spurt that put No. 23 Baylor ahead for good in a 73-61 victory over Texas Tech in the Big 12 opener for both teams.
- **Kevin Rogers** recorded his 21st career double-double with 14 points and 14 rebounds. **Curtis Jerrells** tallied 13 points, while **Tweety Carter** and **Henry Dugat** added 11 and 10, respectively.
- Alan Voskuil led Texas Tech with 14 points. Nick Okorie added 13 points, while D'wain Roberts and Robert Lewandowski tallied 10 apiece.
- Dunn's game-deciding spurt began with just over 12 minutes left when he hit a 3-pointer. After a Texas Tech free throw tied the game at 45, Dunn hit another 3-pointer with 11:11 left and the Bears led for good.
- After hitting his go-ahead 3-pointer and another turnover by Texas Tech, Dunn was on the ground after attempting another long jumper. No foul was called, but officials said the ball was deflected out of bounds by the Red Raiders. Dunn quickly got it back, moved between two defenders and hit a short jumper, then added another 3-pointer on the next possession.
- The Bears are 5-8 in Big 12 Conference openers and 2-4 under Scott Drew.
- Baylor forced Texas Tech into 23 turnovers, the most in a Big 12 game since causing 23 turnovers against Oklahoma State during the 2004-05 season.
- The Bears converted the 23 turnovers into 24 points (TTU had 16 points off 16 BU turnovers).
- Rogers tallied his fourth double-double of the season with 14 points and a season-high-tying 14 rebounds. He has 21 career double-doubles, including 14 during Big 12 play.
- With 1 blocked shot, **Mamadou Diene** moved into 10th place all-time in the Big 12 with 81 career blocked shots in league games.

TEXAS TECH (10-6, 0-1 Big 12)

NO.	NAME	FG	3FG	FT	RB	PF	TP	A	TO	BLK	S	MIN	
5	Roberts, D'wain	f	4-7	0-0	2-2	6	3	10	0	4	1	0	23
15	Lewandowski, R	f	4-8	0-0	2-4	5	1	10	1	2	0	0	17
30	Prince, Michael	f	0-1	0-0	3-6	6	5	3	1	2	0	2	20
20	Voskuil, Alan	g	4-8	2-6	4-4	3	0	14	0	3	0	1	39
21	Roberson, John	g	2-8	1-4	1-2	4	2	6	7	4	0	0	38
2	Craig, Rogdrick		1-2	1-2	0-0	1	0	3	0	1	0	0	2
23	Okorie, Nick		6-11	1-2	0-0	6	4	13	3	2	1	0	26
31	Cohadarevic, D		0-2	0-0	0-0	1	2	0	0	0	0	1	11
32	Singletary, Mike		0-3	0-1	2-4	2	3	2	1	4	1	0	18
34	Rizvic, Esmir		0-0	0-0	0-1	1	1	0	1	1	0	0	6
TEAM		4											
TOTALS		21-50	5-15	14-23	39	21	61	14	23	3	4	200	

BAYLOR (13-2, 1-0 Big 12)

NO.	NAME	FG	3FG	FT	RB	PF	TP	A	TO	BLK	S	MIN	
23	Rogers, Kevin	f	5-9	0-0	4-7	14	2	14	2	4	2	0	34
15	Diene, Mamadou	c	0-0	0-0	0-0	0	1	0	0	0	1	0	1
0	Jerrells, Curtis	g	5-10	2-5	1-4	2	1	13	1	2	0	0	33
5	Dugat, Henry	g	5-7	0-2	0-0	1	3	10	2	2	0	3	32
45	Carter, Tweety	g	2-9	2-8	5-6	1	2	11	5	1	0	4	35
3	Ellis, Fred		0-0	0-0	0-0	4	3	0	0	0	0	0	10
4	Acy, Quincy		1-1	0-0	0-0	0	3	2	0	3	0	0	8
11	Simpson, Delbert		0-2	0-0	0-0	1	0	0	0	1	0	1	6
24	Dunn, LaceDarius		7-15	5-12	1-2	1	2	20	0	2	0	0	29
50	Lomers, Josh		1-2	0-0	1-2	0	4	3	1	1	0	1	12
TEAM					5								
TOTALS		26-55		9-27	12-21	29	21	73	11	16	3	9	200

Game 16 = Jan. 14, 2009 = College Station, Texas = Reed Arena [9,537]			
	21/21	Baylor	73
		Texas A&M	84

GAME NOTES



- Baylor was unable to overcome an 11-point halftime deficit as the 21st-ranked Bears dropped an 84-73 decision at Texas A&M.
- Texas A&M led by 11 points after the first half and 3-pointers by Derrick Roland and Donald Sloan pushed the lead to 45-29 with about 18 minutes left. The Bears made a late run to cut the lead to six points with about 1 1/2 minutes left, but A&M then made 10 free throws to secure the win.
- Tweety Carter** had 16 points for Baylor, while **LaceDarius Dunn** added 14.
- Texas A&M took advantage of 11 turnovers by Baylor to score 18 points.
- A&M has won 11 of its last 12 games and has taken eight of the last nine against the Bears.
- The normally strong 3-point shooting Bears struggled, going 5-of-16.
- The Aggies led by four points before going on a 9-2 run keyed by a 3-pointer by Sloan to take a 39-28 halftime lead. Elonu scored nine of Texas A&M's first 13 points and had 13 points and nine rebounds by halftime.
- Sloan and Josh Carter both added 15 points for A&M.
- Baylor's 11-point halftime deficit was just the second time this season that the Bears have trailed at intermission (UTA 41-32, 12/20/08).
- Texas A&M entered the game making 33.2% 3FG; the Aggies connected on 6-of-9 (66.7%) 3-pointers against Baylor.
- The Aggies led Baylor by 16 points at the 18:20 mark of the second half (45-29), the largest deficit Baylor has faced this season.
- Baylor recorded just 6 assists on the night, its lowest mark of the season and just the third time the Bears failed to tally 10 assists.
- Texas A&M held an 18-2 advantage in points off turnovers.

BAYLOR [13-3, 1-1 Big 12]

NO.	NAME	FG	3FG	FT	RB	PF	TP	A	TO	BLK	S	MIN
23	Rogers, Kevin	f 5-12	0-0	2-2	7	4	12	0	1	1	0	36
15	Diene, Mamadou	c 0-0	0-0	0-0	0	4	0	0	1	2	0	9
0	Jerrells, Curtis	q 4-17	0-4	4-6	5	4	12	1	1	1	0	32
5	Dugat, Henry	q 3-7	1-2	5-5	6	1	12	2	1	0	1	36
45	Carter, Tweety	q 6-11	3-7	1-2	1	3	16	2	0	0	0	37
3	Ellis, Fred	0-0	0-0	0-0	1	0	0	0	1	0	1	3
4	Acy, Quincy	3-3	0-0	1-2	4	2	7	1	1	1	0	17
24	Dunn, LaceDarius	6-12	1-3	1-2	6	3	14	0	4	0	0	27
50	Lomers, Josh	0-0	0-0	0-0	2	2	0	0	0	0	0	3
TEAM					6				1			
TOTALS		27-62	5-16	14-19	38	23	73	6	11	5	2	200

TEXAS A&M [15-2, 1-1 Big 12]

NO.	NAME	FG	3FG	FT	RB	PF	TP	A	TO	BLK	S	MIN
0	Davis, Bryan	f 4-8	0-0	9-12	5	4	17	1	1	2	1	32
23	Carter, Josh	f 7-11	1-2	0-0	3	1	15	2	0	0	2	30
41	Elonu, C.	c 8-17	0-0	1-1	16	1	17	0	1	2	0	30
3	Roland, Derrick	q 3-4	2-2	2-3	3	3	10	4	1	0	1	33
15	Sloan, Donald	q 5-9	2-2	3-5	6	1	15	1	1	0	0	28
5	Harris, Dash	1-3	0-0	0-0	1	1	2	2	1	0	1	15
10	Loubeau, David	0-5	0-0	3-4	3	2	3	0	0	0	0	11
11	Holmes, B.J.	1-5	1-3	2-3	1	3	5	2	1	0	0	19
45	Walkup, Nathan	0-0	0-0	0-0	0	0	0	0	0	0	0	2
TEAM					1				1			
TOTALS		29-62	6-9	20-28	39	16	84	12	7	4	5	200

Scoring Summary	1st	2nd	OT	2OT	Total
Baylor	28	45	—	—	73
Texas A&M	39	45	—	—	84

Shooting	FG%	3FG%	FT%
Baylor	43.5	31.3	73.7
Texas A&M	46.8	66.7	71.4

Specialty Stats	DBR	Paint	P-TO	2nd	Bench
Baylor	3	32	2	17	21
Texas A&M	1	44	18	15	10

Officials: R-Ted Hillary, U1-Darron George, U2-Terry Moore; Technical Fouls: none.
Attendance: 9,537

Game 17 • Jan. 17 2009 • Waco, Texas • Ferrell Center [8,651]			
	Oklahoma State	92	
	21/21 Baylor	(OT) 98	

GAME NOTES



- Tweety Carter** hit two 3-pointers to start overtime and finally put No. 21 Baylor ahead to stay in a 98-92 victory over Oklahoma State that was filled with wild swings.
- Curtis Jerrells** led the Bears with 31 points and 10 assists, but missed a chance to win the game in regulation when he made only one free throw with 2.5 seconds left.
- Carter, who had three points while playing 32 minutes in regulation, broke the 82-82 tie 12 seconds into overtime. He hit another 3 on the Bears' next possession, then added a floater and a steal to finish with 11 points.
- Obi Muonelo had 21 points and James Anderson added 20 for Oklahoma State, which needed a 13-0 run in the second half to regain the lead after blowing a 17-point advantage built over the game's first 14 minutes.
- Freshman guard Keiton Page made an inside basket for the Cowboys, but missed a free throw that was rebounded by Muonelo. That led to a 3-pointer by Page with 12 seconds left for a one-point lead.
- Quincy Acy**, a freshman making his first career start for Baylor, had 17 points and 12 rebounds, while **Kevin Rogers** had 14 points, **LaceDarius Dunn** 13 and **Henry Dugat** 12.
- Saturday's game was Baylor's first overtime game this season and the first since March 13, 2008 vs. Colorado in the 2008 Phillips 66 Big 12 Championship (Baylor lost 91-84 in double OT).
- Baylor held Oklahoma State without a field goal in the final 6:34 of the first half.
- Oklahoma State's 17-point lead in the first half (37-20) is the largest deficit the Bears have faced this season (Baylor trailed by 16 in the second half at Texas A&M Wednesday).
- For the first time this season, Baylor had six players score in double figures.
- Only seven Baylor players played in Saturday's game - six of them played 33 minutes or more.

OKLAHOMA STATE [12-4, 1-1 Big 12]

NO.	NAME	FG	3FG	FT	RB	PF	TP	A	TO	BLK	S	MIN
23	Anderson, James	f 6-11	4-8	4-4	4	1	20	0	3	1	1	44
44	Kirkland, Malcolm	f 1-3	0-0	1-2	2	1	3	0	2	0	0	9
00	Eaton, Byron	q 6-21	2-4	3-6	6	5	17	7	2	1	2	39
1	Harris, Terrel	q 5-9	1-3	1-2	2	5	12	1	2	0	0	25
2	Muonelo, Obi	q 8-14	4-9	1-2	9	4	21	1	4	0	3	27
4	Brown, Anthony	1-3	0-0	2-4	3	3	4	0	0	0	0	22
12	Page, Keiton	4-10	3-7	0-1	4	3	11	3	1	0	4	32
15	Sidorakis, Nick	0-0	0-0	0-0	0	1	0	0	0	0	0	2
33	Moses, Marshall	1-2	0-0	2-4	5	5	4	0	1	1	0	25
TEAM					4							
TOTALS		32-73	14-31	14-25	39	28	92	12	15	3	10	225

BAYLOR [14-3, 2-1 Big 12]


NO.	NAME	FG	3FG	FT	RB	PF	TP	A	TO	BLK	S	MIN
4	Acy, Quincy	f 5-6	0-0	7-10	12	1	17	0	2	3	0	35
23	Rogers, Kevin	f 5-10	0-0	4-6	9	4	14	2	5	3	0	42
0	Jerrells, Curtis	q 9-20	5-10	8-12	6	2	31	10	5	1	0	42
5	Dugat, Henry	q 3-9	2-6	4-6	4	5	12	0	1	0	2	33
45	Carter, Tweety	q 4-5	2-2	1-3	3	3	11	2	2	0	1	37
3	Ellis, Fred	0-0	0-0	0-0	1	2	0	0	1	0	0	3
24	Dunn, LaceDarius	5-13	3-9	0-2	7	3	13	0	3	0	2	33
TEAM					5							
TOTALS		31-63	12-27	24-39	47	20	98	14	19	7	5	225

Scoring Summary	1st	2nd	OT	2OT	Total
Oklahoma State	41	41	10	—	92
Baylor	34	48	16	—	98

Shooting	FG%	3FG%	FT%
Oklahoma State	43.8	45.2	56.0
Baylor	49.2	44.4	61.5

Specialty Stats	DBR	Paint	P-TO	2nd	Bench
Oklahoma State	6	33	30	21	19
Baylor	7	30	15	11	13

Officials: R-Curtis Shaw, U1-Michael Eggers, U2-Terry Oglesby; Technical Fouls: none.
Attendance: 8,651

Game 18 • Jan. 21 2009 • Manhattan, Kan. • Bramlage Coliseum [9,386]			
	rv/23 Baylor	83	
	Kansas State	65	

GAME NOTES



- LaceDarius Dunn tied a school record with nine 3-pointers while scoring 33 points to lead Baylor past Kansas State 83-65.
- Curtis Jerrells** added 18 points, while **Quincy Acy** and **Kevin Rogers** each had 12 for the Bears, who led the entire way.
- Denis Clemente scored 17 points for Kansas State, which has lost its first four conference games for the first time since the 1996-97 season. Dominique Sutton scored 12 points and Darren Kent added 11 for the Wildcats.
- The nine 3-pointers by Dunn raised his team-leading total to 61 and tied the record set by David Hamilton in 1995. Dunn came within five of his career-high 38 points, which he scored against Texas Tech on March 8, 2008.
- Struggling against Baylor's zone defense, the cold-shooting Wildcats had only eight points on the board with 8 minutes left in the first half. Kansas State closed out the period on a 7-3 run but trailed 36-23 at halftime en route to its second loss in 12 home games.
- Dunn remained hot in the second half, reeling off 11 points in the first 9:06 of the period. The Wildcats pieced together an 8-3 run, sparked by Clemente's two free with 13:35 left in the game.
- But Dunn hit a 3-pointer with about 11 minutes remaining to extinguish the comeback attempt. The Bears maintained a double-digit lead throughout the half and took advantage of Kansas State foul trouble, making 14-of-16 free throws in the period.
- Baylor shot 53.6 percent (15-of-28) from the floor in the first half vs. Kansas State - the highest first-half percentage in Big 12 play this season. Baylor shot 59.1 percent (13-of-22) from the floor in the second half - its highest second-half percentage in Big 12 play this season. Baylor shot 56.0 percent for the game (28-of-50) - its best shooting performance in the Big 12 this season.
- Baylor's 20-point lead (81-61) at the 1:43 mark of the second half is its largest in Big 12 play this season.
- Baylor's 18-point win is its largest margin of victory against Kansas State.

BAYLOR [15-3, 3-1 Big 12]

NO.	NAME	FG	3FG	FT	RB	PF	TP	A	TO	BLK	S	MIN
4	Acy, Quincy	f 5-6	0-0	2-4	9	1	12	0	2	0	1	37
23	Rogers, Kevin	f 4-7	0-0	4-5	11	2	12	3	2	0	0	38
0	Jerrells, Curtis	q 5-12	2-5	6-7	3	4	18	5	3	0	0	34
5	Dugat, Henry	q 1-4	1-2	0-0	2	3	3	3	1	0	0	18
45	Carter, Tweety	q 2-7	1-3	0-0	2	1	5	8	2	0	2	35
24	Dunn, LaceDarius	11-14	9-12	2-2	5	3	33	0	3	1	1	32
50	Lomers, Josh	0-0	0-0	0-0	0	2	0	0	0	0	0	6
TEAM					1							
TOTALS		28-50	13-22	14-18	33	16	83	19	14	1	4	200

KANSAS STATE [11-7, 0-4 Big 12]

NO.	NAME	FG	3FG	FT	RB	PF	TP	A	TO	BLK	S	MIN
15	Colon, Luis	f 4-13	0-0	0-0	10	2	8	1	2	0	0	34
23	Sutton, D.	f 5-8	0-0	2-3	4	5	12	2	1	0	0	31
42	Kent, Darren	f 5-9	1-1	0-0	3	2	11	2	1	0	2	23
0	Pullen, Jacob	q 2-8	2-6	3-4	1	3	9	3	1	0	1	35
21	Clemente, Denis	q 7-19	1-7	2-2	2	2	17	1	3	0	4	34
1	Brown, Fred	0-1	0-1	0-0	0	0	0	0	1	0	0	9
25	Awaji, Buchi	0-2	0-0	0-0	1	0	0	1	0	0	0	7
31	Merriewether, C.	0-0	0-0	0-0	0	0	0	0	1	0	0	3
32	Samuels, Jamar	3-4	0-0	2-2	6	3	8	0	1	0	0	20
40	Anderson, Ron	0-0	0-0	0-0	0	0	0	0	0	0	0	4
TEAM					2							
TOTALS		26-64	4-15	9-11	29	17	65	11	10	0	7	200

Scoring Summary	1st	2nd	OT	2OT	Total
Baylor	36	47	—	—	83
Kansas State	23	42	—	—	65

Shooting	FG%	3FG%	FT%
Baylor	56.0	59.1	77.8
Kansas State	40.6	26.7	81.8

Specialty Stats	DBR	Paint	P-TO	2nd	Bench
Baylor	2	24	9	12	33
Kansas State	2	40	8	18	8

Officials: R-John Higgins, U1-Duke Edsall, U2-Mike Thibodeaux; Technical Fouls: none.
Attendance: 9,386

Game 19 • Jan. 24, 2009 • Norman, Okla. • Lloyd Noble Center [12,849]

	rv/23 Baylor	76
	6/5 Oklahoma	95

GAME NOTES

- **Curtis Jerrells** scored a game-high 26 points, while **LaceDarius Dunn** chipped in 20 as the 23rd-ranked Baylor Bears fell 95-76 at No. 5 Oklahoma.
- Blake Griffin had 20 points and 17 rebounds for his 16th double-double of the season.
- Oklahoma is 34-5 all-time against Baylor and has won 29 straight games against the Bears since 1977, when the Bears last beat the Sooners.
- Baylor (No. 23 in coaches poll) is now 10-6 all-time when ranked.
- Baylor's 19 point loss (95-76) marked their worst loss since a 26 point defeat (82-56) vs. No. 8 Kansas Jan. 24, 2007.
- OU's 58 first-half points were the most allowed by Baylor since giving up 65 at Texas Jan. 12, 2002.
- Jerrells reached the 400 career assists plateau and became just the second player in Baylor history to top 1,000 points, 400 assists and 100 steals.
- With four 3-pointers, Dunn moved into ninth place on Baylor's career 3-pointers made list with 139 (passed Tevis Stukes - 138).
- Dunn extended his streak of consecutive games with a made 3-pointer to 24 games, the third-longest streak in Baylor history.
- Jerrells notched his sixth 20-point game this season and the 23rd of his career (10th all-time at Baylor).
- **Anthony Jones** saw his first action in a Big 12 game and finished with 3 points, making his only 3-point attempt, and 1 board in five minutes.
- **Kendall Wright** saw his first action in a Big 12 game and finished with 3 points, making his only 3-point attempt, in two minutes.

BAYLOR (15-4, 3-2 Big 12)

NO. NAME	FG	3FG	FT	RB	PF	TP	A	TO	BLK	S	MIN
4 Acy, Quincy	f 1-5	0-0	0-0	1	3	2	0	0	1	0	20
23 Rogers, Kevin	f 5-11	0-0	1-3	8	3	11	0	1	0	1	36
0 Jerrells, Curtis	q 8-19	4-9	6-6	6	2	26	6	4	0	4	36
5 Dugat, Henry	q 2-12	1-5	1-2	4	1	6	0	1	0	1	28
45 Carter, Tweety	q 1-6	1-4	0-0	6	1	3	1	1	0	0	30
1 Wright, Kendall	1-1	1-1	0-0	2	0	3	0	0	0	0	2
3 Ellis, Fred	0-3	0-0	0-2	3	3	0	0	1	0	0	6
15 Diene, Mamadou	0-0	0-0	0-0	0	0	0	0	0	0	1	2
24 Dunn, LaceDarius	8-21	4-13	0-0	5	3	20	0	0	0	2	26
41 Jones, Anthony	1-2	1-1	0-0	1	1	3	0	0	0	0	5
50 Lomers, Josh	1-1	0-0	0-0	1	0	2	0	1	0	0	9
TEAM	2										
TOTALS	28-81	12-33	8-13	39	17	76	7	9	1	9	200

OKLAHOMA (19-1, 5-0 Big 12)

NO. NAME	FG	3FG	FT	RB	PF	TP	A	TO	BLK	S	MIN
23 Griffin, Blake	f 6-15	0-0	8-10	17	0	20	4	2	0	1	33
32 Griffin, Taylor	f 7-9	0-0	4-4	7	3	18	1	5	4	3	30
5 Crocker, Tony	q 5-8	2-3	0-1	5	3	12	0	2	0	0	28
13 Warren, Willie	q 6-8	2-4	3-3	2	3	17	2	2	0	0	24
20 Johnson, Austin	q 3-9	2-6	0-0	3	2	8	7	1	0	0	35
1 Wright, Ryan	1-1	0-0	0-2	2	1	2	0	0	0	0	6
3 Franklin, T.J.	0-1	0-0	0-0	0	0	0	0	0	2	0	2
11 Leary, Omar	1-1	1-1	0-0	1	1	3	4	0	0	0	19
12 Pattillo, Juan	4-5	0-0	1-1	3	2	9	0	0	1	1	14
21 Allen, Orlando	1-1	0-0	0-0	1	0	2	0	0	0	0	2
31 Cannon, Kyle	0-1	0-1	0-0	0	0	0	0	0	0	0	1
34 Davis, Cade	0-0	0-0	2-2	0	1	2	0	1	0	0	3
41 Willis, Ray	0-0	0-0	0-0	1	0	0	0	0	0	0	2
45 Gerber, Beau	1-1	0-0	0-0	1	0	2	0	0	0	0	1
TEAM	1										
TOTALS	35-60	7-15	18-23	44	16	95	18	15	5	5	200

Scoring Summary	1st	2nd	OT	2OT	Total
Baylor	31	45	—	—	76
Oklahoma	58	37	—	—	95

Shooting	FG%	3FG%	FT%
Baylor	34.6	36.4	61.5
Oklahoma	58.3	46.7	78.3

Specialty Stats	DBR	Paint	P-TO	2nd	Bench
Baylor	2	28	12	19	28
Oklahoma	3	44	16	18	20

Officials: R-David Hall, U1-Kipp Kissinger, U2-Warren Evans; Technical Fouls: none.
Attendance: 12,849

Game 20 • Jan. 27, 2009 • Waco, Texas • Ferrell Center [9,151]

	11/12 Texas	78
	rv/rv Baylor	72

GAME NOTES

- A.J. Abrams scored 19 points while matching the Big 12 career record for 3-pointers and No. 11 Texas defeated Baylor, 78-72.
- **Curtis Jerrells**, who is from Austin, led Baylor with 14 points in his 100th career start. He became only the fourth 100-game starter in Bears history, starting every game.
- **Kevin Rogers** added 13 points and 12 rebounds. **LaceDarius Dunn** had 12 points and **Quincy Acy** 11.
- The game was tied 13 times, but the 13th and final lead change came when Gary Johnson was credited with a basket when Kevin Rogers was called for goaltending with 4:20 left to make it 64-62.
- In the first half, Baylor and Texas each scored a season-low points (BU 24, UT 27).
- Baylor held Texas scoreless for 5:51 in the first half.
- Dunn made 1 3-point field goal and extended his streak of consecutive games with a made 3-pointer to 25 games, the third-longest streak in Baylor history.
- Rogers recorded his 6th double-double of the season and the 23rd of his career (16th in Big 12 play).
- Rogers also moved into fifth place all-time at Baylor with 732 career rebounds.
- Acy scored in double-figures for the sixth time this season and the third time in 4 career starts (Baylor suffered its first loss this season when Acy scores 10+ points; BU was 5-0.)

TEXAS (15-4, 4-1 Big 12)

NO. NAME	FG	3FG	FT	RB	PF	TP	A	TO	BLK	S	MIN
1 Johnson, Gary	f 4-7	0-0	1-2	2	4	9	1	0	1	0	13
5 James, Damion	f 6-20	0-5	2-3	12	3	14	1	2	0	1	33
32 Atchley, Connor	c 0-6	0-3	4-4	2	3	4	1	0	0	0	21
3 Abrams, A.J.	q 7-12	3-6	2-3	3	3	19	0	3	0	2	39
24 Mason, Justin	q 3-4	0-0	0-0	4	0	6	1	0	1	0	21
4 Balbay, Dogus	3-3	0-0	2-4	4	2	8	4	3	1	1	31
21 Hill, Matt	1-2	0-0	2-2	3	0	4	0	0	0	0	7
34 Pittman, Dexter	3-5	0-0	0-1	2	4	6	0	1	1	0	7
50 Ward, Varez	1-2	0-0	6-6	4	3	8	2	1	0	0	16
53 Chapman, Clint	0-2	0-0	0-2	3	1	0	1	0	1	1	12
TEAM	3										
TOTALS	28-63	3-14	19-27	42	23	78	11	10	5	5	200

BAYLOR (15-5, 3-3 Big 12)

NO. NAME	FG	3FG	FT	RB	PF	TP	A	TO	BLK	S	MIN
4 Acy, Quincy	f 4-5	0-0	3-3	5	4	11	0	1	3	0	30
23 Rogers, Kevin	f 5-7	0-0	3-6	12	3	13	0	2	1	0	38
0 Jerrells, Curtis	q 6-18	2-7	0-0	5	1	14	3	3	1	2	35
5 Dugat, Henry	q 3-13	0-3	2-2	5	3	8	1	1	0	2	35
45 Carter, Tweety	q 3-8	3-6	0-5	3	4	9	7	3	0	1	25
3 Ellis, Fred	0-2	0-0	0-0	2	2	0	0	1	0	0	3
24 Dunn, LaceDarius	2-9	1-4	7-8	3	2	12	0	1	0	1	29
50 Lomers, Josh	1-2	0-0	3-3	3	2	5	0	1	0	0	5
TEAM	4										
TOTALS	24-64	6-20	18-27	42	21	72	11	13	5	6	200

Scoring Summary	1st	2nd	OT	2OT	Total
Texas	27	51	—	—	78
Baylor	24	48	—	—	72

Shooting	FG%	3FG%	FT%
Texas	44.4	21.4	70.4
Baylor	37.5	30.0	66.7

Specialty Stats	DBR	Paint	P-TO	2nd	Bench
Texas	5	32	8	12	26
Baylor	3	37	14	11	17

Officials: R-Gerry Pollard, U1-Doug Shows, U2-Don Daily; Technical Fouls: none.
Attendance: 9,151

Game 21 • Jan. 31, 2009 • Columbia, Mo. • Mizzou Arena [15,061]

	rv/rv Baylor	72
	rv/rv Missouri	89

GAME NOTES

- Four Baylor players scored in double figures led by **Kevin Rogers**' team-high 18, but the Missouri Tigers prevailed over the Bears at home, 89-72.
- **Henry Dugat** scored 14, while **LaceDarius Dunn** and **Tweety Carter** chipped in 13 and 12, respectively.
- **Curtis Jerrells** was held to a season-low five points - his lowest output since scoring five at Colorado last season.
- Missouri's Leo Lyons (30) and DeMarre Carroll (25) combined to score 55 of the Tigers' 89 points.
- Baylor's three-game losing streak is the longest since a four-game streak last season (Feb. 9-19, 2008).
- Baylor lost its ninth-straight game in Columbia, Mo., and hasn't won on Missouri's home floor since Dec. 17, 1948.
- Baylor's 39 points in the first half at Missouri were the most for the Bears since scoring 40 vs. South Carolina on Jan. 2.
- Baylor shot 61.5 percent (16-of-26) from the floor in the first half at Missouri - its highest first-half percentage in Big 12 play this season.
- **LaceDarius Dunn** extended his streak of consecutive games with a made 3-pointer to 26 games, the third-longest streak in Baylor history.

BAYLOR (15-6, 3-4 Big 12)

NO. NAME	FG	3FG	FT	RB	PF	TP	A	TO	BLK	S	MIN
4 Acy, Quincy	f 3-5	0-0	1-2	4	4	7	0	1	0	0	18
23 Rogers, Kevin	f 7-13	0-0	4-5	4	5	18	2	2	0	1	33
0 Jerrells, Curtis	q 2-10	0-3	1-2	4	3	5	2	9	0	3	33
5 Dugat, Henry	q 5-9	1-3	3-4	2	3	14	3	0	1	0	35
45 Carter, Tweety	q 5-12	2-8	0-0	4	3	12	4	1	0	2	36
3 Ellis, Fred	0-1	0-0	0-0	3	3	0	0	1	1	0	8
15 Diene, Mamadou	0-0	0-0	0-0	0	0	0	0	0	0	0	1
24 Dunn, LaceDarius	5-10	2-7	1-1	6	4	13	0	2	0	1	27
41 Jones, Anthony	1-2	1-2	0-0	2	1	3	0	2	0	0	9
TEAM	0										
TOTALS	28-62	6-23	10-14	29	26	72	11	18	2	7	200

MISSOURI (18-4, 5-2 Big 12)


NO. NAME	FG	3FG	FT	RB	PF	TP	A	TO	BLK	S	MIN
1 CARROLL, DeM.	f 7-14	0-2	11-13	9	1	25	1	2	1	2	34
5 LYONS, Leo	f 8-11	0-1	14-15	6	3	30	2	3	1	0	30
4 TILLER, J.T.	q 4-8	0-0	2-2	7	3	10	8	0	0	2	29
11 TAYLOR, Zaire	q 0-2	0-1	0-0	5	2	0	3	2	1	0	29
24 ENGLISH, Kim	q 3-7	1-5	2-2	1	2	9	1	3	0	1	20
3 PAUL, Miguel	0-1	0-0	0-0	0	0	0	0	0	0	0	1
12 DENMON, Marcus	3-7	2-4	1-2	4	2	9	2	1	0	2	26
15 RAMSEY, Keith	0-1	0-1	0-2	1	3	0	0	0	0	0	1
21 BOWERS, Laurence	1-2	0-1	0-0	0	1	2	0	0	0	0	1
23 SAFFORD, Justin	1-1	0-0	0-0	0	0	2	0	1	0	0	5
33 LAWRENCE, Matt	1-4	0-3	0-0	0	0	2	0	1	0	0	15
TEAM	2										
TOTALS	28-58	3-18	30-36	35	17	89	17	14	3	9	200

Scoring Summary	1st	2nd	OT	2OT	Total
Baylor	39	33	—	—	72
Missouri	40	49	—	—	89

Shooting	FG%	3FG%	FT%
Baylor	45.2	26.1	71.4
Missouri	48.3	16.7	83.3

Specialty Stats	DBR	Paint	P-TO	2nd	Bench
Baylor	5	40	16	4	16
Missouri	5	32	22	5	15

Officials: R-Rick Hartzell, U1-Terry Davis, U2-Terry Moore; Technical Fouls: none.
Attendance: 15,061

Game 22 • Feb. 2, 2009 • Waco, Texas • Ferrell Center [9,028]			
	21/24	Kansas	75
	nr/rv	Baylor	65

GAME NOTES

- Baylor was unable to relive its *Big Monday* magic from eight years ago as the 21st-ranked Kansas Jayhawks defeated the Bears 75-65 at the Ferrell Center.
- Kansas didn't lead until Sherron Collins had a pair of short floaters in the final 43 seconds of the first half to make it 30-28.
- Henry Dugat** and **Kevin Rogers** had 15 points each to lead four players in double figures for Baylor.
- Curtis Jerrells** scored a career-low 4 points, including 0-for-7 from the field (first career game with no made field goals).
- Jerrells recorded five assists to just one turnover.
- Rogers recorded a team-high 15 points (13th-straight game in double-figures).
- LaceDarius Dunn** made 2 3-point field goals extending his streak to 27 straight games with a made 3-pointer - the third-longest streak in Baylor history.
- Kendall Wright** saw action in his second Big 12 game of the season (2-for-2 FTs).
- Baylor's four-game losing streak is the longest since a four-game losing streak last season (Feb. 9-19, 2008).
- Baylor is now 1-14 all-time vs. Kansas, with its only series win coming on Big Monday in Waco in 2001.

KANSAS [18-4, 7-0 Big 12]

NO.	NAME	FG	3FG	FT	RB	PF	TP	A	TO	BLK	S	MIN	
22	Morris, Marcus	f	5-9	0-1	3-3	6	1	13	0	4	0	1	16
45	Aldrich, Cole	c	4-7	0-0	1-2	8	4	9	0	0	2	0	28
4	Collins, Sherron	g	5-13	0-2	7-8	3	2	17	6	2	0	1	39
12	Morningstar, B.	g	2-4	2-3	0-0	3	3	6	1	3	0	1	40
15	Taylor, Tyshawn	g	3-8	0-1	0-0	2	4	6	4	3	0	0	23
14	Reed, Tyrel		1-1	0-0	1-2	2	0	3	1	2	0	1	22
21	Morris, Markieff		4-8	1-1	0-0	9	4	9	0	0	2	0	19
23	Little, Mario		4-7	0-0	4-5	3	4	12	1	1	0	1	13
41	Buford, Chase		0-0	0-0	0-0	0	0	0	0	0	0	0	0+
TEAM		1											
TOTALS		28-57	3-8	16-20	37	22	75	13	15	4	5	200	

BAYLOR [15-7, 3-5 Big 12]


NO.	NAME	FG	3FG	FT	RB	PF	TP	A	TO	BLK	S	MIN	
4	Acy, Quincy	f	2-7	0-0	0-0	5	0	4	0	1	2	20	
23	Rogers, Kevin	f	6-9	0-0	3-6	6	3	15	1	4	4	1	34
0	Jerrells, Curtis	g	0-7	0-4	4-6	4	3	4	5	1	0	1	36
5	Dugat, Henry	g	4-10	2-3	5-5	3	3	15	1	4	0	1	37
45	Carter, Tweety	g	4-12	4-11	0-0	1	3	12	3	3	0	2	35
1	Wright, Kendall		0-0	0-0	2-2	0	1	2	0	0	0	1	1
3	Ellis, Fred		0-0	0-0	0-0	0	0	0	0	0	0	0	0+
24	Dunn, LaceDarius		2-6	2-4	7-8	4	4	13	0	3	0	2	27
50	Lomers, Josh		0-0	0-0	0-0	3	1	0	1	0	0	0	10
TEAM					3								
TOTALS		18-51	8-22	21-27	29	18	65	11	16	6	10	200	

Scoring Summary	1st	2nd	OT	2OT	Total
Kansas	30	45	—	—	75
Baylor	28	37	—	—	65

Shooting	FG%	3FG%	FT%
Kansas	49.1	37.5	80.0
Baylor	35.3	36.4	77.8

Specialty Stats	DBR	Paint	P-TO	2nd	Bench
Kansas	2	42	18	7	24
Baylor	4	20	17	9	15

Officials: R-Curtis Shaw, U1-John Higgins, U2-Tom O'Neill; **Technical Fouls:** none.
Attendance: 9,028

Game 23 • Feb. 7, 2009 • Lubbock, Texas • United Spirit Arena [10,962]			
	nr/rv	Baylor	76
		Texas Tech	83

GAME NOTES

- Baylor let a 12-point lead midway through the second half evaporate and scored only one field goal in the final 3:29 of the game as the Bears dropped an 83-76 decision at Texas Tech.
- Alan Voskuil and John Roberson each scored 18 points, ending the Red Raiders' four-game losing streak.
- Curtis Jerrells** snapped his recent offensive dry spell, scoring a game-high 20 points, while **Kevin Rogers** added 17.
- Curtis Jerrells** made his 103rd career start, moving into sole possession of third place on the school's career starts list.
- Jrrells snapped his streak of 15 consecutive missed field goals with a 3-pointer at the 10:11 mark of the first half. It was his first made field goal since the first half of the Missouri game on Jan. 31.
- LaceDarius Dunn** made 2 3-point field goals extending his streak to 28 straight games with a made 3-pointer, tying Aaron Bruce for the second-longest streak in Baylor history.

BAYLOR [15-8, 3-6 Big 12]

NO.	NAME	FG	3FG	FT	RB	PF	TP	A	TO	BLK	S	MIN
4	Acy, Quincy	f 2-5	0-0	0-0	0	3	4	0	1	0	0	21
23	Rogers, Kevin	f 5-8	0-0	7-8	9	4	17	1	3	1	1	37
0	Jerrells, Curtis	g 7-16	4-8	2-2	5	0	20	2	3	0	2	36
5	Dugat, Henry	g 2-11	0-5	4-4	2	2	8	2	1	0	1	35
45	Carter, Tweety	g 4-9	4-8	0-0	2	4	12	1	1	0	1	32
1	Wright, Kendall	0-0	0-0	0-0	0	0	0	0	0	0	0	0+
3	Ellis, Fred	0-0	0-0	0-0	0	1	0	0	0	0	0	2
24	Dunn, LaceDarius	2-6	2-5	7-7	4	4	13	0	1	0	0	31
50	Lomers, Josh	0-0	0-0	2-2	2	1	2	0	0	0	0	6
TEAM		3										
TOTALS		22-55	10-26	22-23	27	19	76	6	10	1	5	200

TEXAS TECH [12-11, 2-6 Big 12]


NO.	NAME	FG	3FG	FT	RB	PF	TP	A	TO	BLK	S	MIN	
15	Lewandowski, R	f	7-8	0-0	1-4	4	1	15	2	2	0	0	27
30	Prince, Michael	f	3-8	0-0	2-4	10	3	8	2	0	1	2	28
41	Suljagic, Damir	f	1-2	0-0	1-2	4	3	3	0	2	0	0	7
20	Voskuil, Alan	g	5-9	1-3	7-8	3	2	18	3	1	0	0	39
21	Roberson, John	g	6-16	4-8	2-2	4	1	18	9	1	0	0	39
02	Craig, Rogdrick		2-3	1-2	0-0	2	1	5	1	1	0	0	9
05	Roberts, D'walyn		1-3	0-0	2-2	4	2	4	1	1	3	1	21
23	Okorie, Nick		1-2	1-1	0-0	0	2	3	1	0	0	0	11
32	Singletary, Mike		4-7	0-0	1-2	3	1	9	1	3	0	1	15
34	Rizvic, Esmir		0-0	0-0	0-0	0	1	0	0	0	1	0	4
TEAM		4											
TOTALS		30-58	7-14	16-24	38	17	83	20	12	5	4	200	

Scoring Summary	1st	2nd	OT	2OT	Total
Baylor	38	38	—	—	76
Texas Tech	41	42	—	—	83

Shooting	FG%	3FG%	FT%
Baylor	40.0	38.5	95.7
Texas Tech	51.7	50.0	66.7

Specialty Stats	DBR	Paint	P-TO	2nd	Bench
Baylor	1	16	17	7	15
Texas Tech	4	30	14	13	21

Officials: R-Steve Olson; U1-Randy Heimerman; U2-Brent Hampton; **Technical Fouls:** none.
Attendance: 10,962

Game 24 • Feb. 11, 2009 • Waco, Texas • Ferrell Center [8,094]			
	2/2	Oklahoma	78
		Baylor	63

GAME NOTES

- Blake Griffin had 18 points and 10 rebounds for his 21st double-double this season to lead second-ranked Oklahoma to a 78-63 victory over Baylor.
- Curtis Jerrells** had 19 points to lead Baylor, while **Kevin Rogers** and **LaceDarius Dunn** added 11 each.
- Baylor has lost 30 straight games to Oklahoma and has not defeated the Sooners since Dec. 6, 1977. The Bears have not defeated Oklahoma in Waco since the 1954 season.
- Baylor has trailed at halftime in eight of its 10 Big 12 games this season.
- Baylor's six-game losing streak is its longest since a six-game streak to start the 2005-06 season - the freshman season of the current Baylor senior class.
- Jerrells made his 104th career start Wednesday, tying Brian Skinner for second all-time. He is just four away from tying Doug Brandt (108) for the all-time Baylor record.
- Jerrells has averaged 19.5 ppg over the last 2 games; 4.5 ppg in previous 2 games, and has connected on 7-of-13 3FGs (53.8%) over the last two games; 0-for-7 3FGs previous 2 games.
- Jerrells failed to record an assist on the night for only the third time in his career. His last game without an assist was at Iowa State on Feb. 3, 2007.
- Rogers scored in double-figures for the 15th-straight game. He also recorded a career-high 4 assists.
- Dunn did not make a 3-point field goal (0-for-6), breaking his streak of 28 straight games with a made 3-pointer, tied with Aaron Bruce for the second-longest streak in Baylor history.

OKLAHOMA [24-1, 10-0 Big 12]

NO.	NAME	FG	3FG	FT	RB	PF	TP	A	TO	BLK	S	MIN	
23	Griffin, Blake	f	6-10	0-0	6-12	10	3	18	1	1	2	0	36
32	Griffin, Taylor	f	3-6	0-0	2-2	2	4	8	1	0	0	1	19
5	Crocker, Tony	g	2-4	2-4	1-2	1	3	7	0	1	0	0	28
13	Warren, Willie	g	3-7	1-4	7-8	3	2	14	3	3	0	0	39
20	Johnson, Austin	g	6-8	4-5	1-1	1	2	17	5	1	1	1	38
1	Wright, Ryan		0-1	0-0	0-0	1	2	0	0	1	0	0	2
11	Leary, Omar		0-1	0-1	0-0	0	0	0	3	0	0	0	6
12	Pattillo, Juan		6-8	0-0	2-2	10	4	14	1	1	2	1	28
34	Davis, Cade		0-3	0-2	0-0	0	0	0	0	1	0	0	4
TEAM		4											
TOTALS		26-48	7-16	19-27	32	20	78	14	9	5	3	200	

BAYLOR [15-9, 3-7 Big 12]


NO.	NAME	FG	3FG	FT	RB	PF	TP	A	TO	BLK	S	MIN	
4	Acy, Quincy	f	2-4	0-0	0-1	4	3	4	2	1	1	1	25
23	Rogers, Kevin	f	3-7	0-0	5-8	9	3	11	4	2	2	0	31
0	Jerrells, Curtis	g	5-11	3-5	6-6	3	2	19	0	4	0	0	35
5	Dugat, Henry	g	3-10	0-6	0-0	3	0	6	1	2	0	0	26
45	Carter, Tweety	g	3-9	2-8	0-0	3	2	8	4	1	0	1	33
1	Wright, Kendall		0-1	0-1	0-0	1	1	0	0	0	0	0	1
15	Diene, Mamadou		0-2	0-0	0-0	1	3	0	0	1	0	0	6
24	Dunn, LaceDarius		4-10	0-6	3-4	5	5	11	0	0	0	0	31
50	Lomers, Josh		2-3	0-0	0-0	2	4	4	0	0	0	1	12
TEAM		1											
TOTALS		22-57	5-26	14-19	32	23	63	11	11	3	3	200	

Scoring Summary	1st	2nd	OT	2OT	Total
Oklahoma	35	43	—	—	78
Baylor	30	33	—	—	63

Shooting	FG%	3FG%	FT%
Oklahoma	54.2	43.8	70.4
Baylor	38.6	19.2	73.7

Specialty Stats	DBR	Paint	P-TO	2nd	Bench
Oklahoma	4	28	15	8	14
Baylor	2	32	10	10	15

Officials: R-Curtis Shaw; U1-Mark Whitehead; U2-Don Daily; **Technical Fouls:** none.
Attendance: 8,094

Game 25 • Feb. 14, 2009 • Waco, Texas • Ferrell Center [10,407]		
	Texas A&M	68
	Baylor	72

GAME NOTES

FS SOUTHWEST

- **Curtis Jerrells** broke loose for a key layup with 12 seconds to play, then eluded Aggies defenders long enough to dribble out the final seconds in a 72-68 victory that ended the Bears' six-game losing streak.
- Jerrells and **Twenty Carter** scored 14 points apiece to lead Baylor.
- The win marks the first time that Baylor has defeated the Aggies in Waco since Feb. 7, 2004 (Scott Drew's first season at BU).
- The announced crowd of 10,407 is the 5th largest of all-time at the Ferrell Center.
- Baylor's 40-28 lead at the half marks only the third time in Big 12 play this season that the Bears have held a lead at half with the last coming on the road at Kansas State.
- The win snaps a six-game losing streak for the Bears, the longest since a six-game streak to start the 2005-06 season- the freshman season of the current Baylor senior class.
- **Anthony Jones** established career highs in minutes played (27), points scored (12), and 3-point baskets made (3).
- **Kevin Rogers** (12 points) was held scoreless in the first half. It was the second time that he had been held scoreless in a half with the first coming in a 58-52 Baylor win at Washington State (12/6).
- For the second consecutive game, **LaceDarius Dunn** was held scoreless from beyond the arc.

TEXAS A&M (17-8, 3-7 Big 12)

NO.	NAME	FG	3FG	FT	RB	PF	TP	A	TO	BLK	S	MIN
0	Davis, Bryan	f 4-12	0-0	5-6	9	3	13	1	4	1	0	32
23	Carter, Josh	f 7-15	2-7	4-4	4	1	20	2	2	0	1	35
41	Elonu, Chinemeluc	0-0	0-0	4-6	3	4	4	0	1	2	0	19
3	Roland, Derrick	q 5-7	1-2	2-2	3	3	13	2	1	0	0	29
15	Sloan, Donald	q 5-11	3-5	0-0	4	3	13	2	2	0	0	37
5	Harris, Dash	0-1	0-0	0-0	0	0	0	0	0	0	0	4
10	Loubeau, David	1-4	0-0	1-2	4	2	3	2	0	0	1	22
11	Holmes, B.J.	0-2	0-1	2-4	5	2	2	1	0	0	0	16
45	Walkup, Nathan	0-2	0-1	0-0	0	0	0	0	0	0	0	6
TEAM		3										
TOTALS		22-54	6-16	18-24	35	18	68	10	10	3	2	200

BAYLOR (16-9, 4-7 Big 12)

NO.	NAME	FG	3FG	FT	RB	PF	TP	A	TO	BLK	S	MIN
4	Acy, Quincy	f 2-2	0-0	0-0	0	3	4	0	1	0	0	8
23	Rogers, Kevin	f 6-9	0-1	0-0	2	3	12	0	2	0	0	22
0	Jerrells, Curtis	q 5-11	2-5	2-2	2	2	14	7	1	0	2	35
5	Dugat, Henry	q 3-6	0-1	0-0	4	2	6	5	2	0	1	28
45	Carter, Twenty	q 4-9	2-5	4-4	2	0	14	2	0	0	3	36
15	Diene, Mamadou	0-0	0-0	0-0	4	2	0	0	0	2	0	14
24	Dunn, LaceDarius	3-5	0-2	3-6	4	2	9	0	0	2	0	22
41	Jones, Anthony	46	3-5	1-2	0	0	12	0	0	1	1	27
50	Lomers, Josh	0-0	0-0	1-2	1	4	1	0	1	1	0	8
TEAM		5										
TOTALS		27-48	7-19	11-16	24	18	72	14	7	6	7	200

Scoring Summary	1st	2nd	OT	2OT	Total
Texas A&M	28	40	—	—	68
Baylor	40	32	—	—	72

Shooting	FG%	3FG%	FT%
Texas A&M	40.7	37.5	75.0
Baylor	56.3	36.8	68.8

Specialty Stats	DBR	Paint	P-TO	2nd	Bench
Texas A&M	3	20	11	16	5
Baylor	2	32	14	0	22

Officials: R-Gerry Pollard, U1-Terry Moore, U2-Kipp Kissinger;
Technical Fouls: Texas A&M-Davis, Bryan. Baylor-Dunn, LaceDarius.
Attendance: 10,407

Game 26 • Feb. 21, 2009 • Stillwater, Okla. • Gallagher-Iba Arena [9,637]		
	Baylor	74
	Oklahoma State	84

GAME NOTES

BIG 12

- Oklahoma State went on a 21-10 run over the final 7:19 to overcome a second-half Baylor rally, handing the Bears an 84-74 loss at Gallagher-Iba Arena.
- **Twenty Carter** scored a game- and season-high 30 points on 11-of-18 shooting, including a career-high-tying seven 3-point field goals.
- It was Carter's first 20-point game of the season and only his second career 30-point game (31 at Syracuse in 2006).
- Baylor's starting seniors — **Curtis Jerrells**, **Henry Dugat** and **Kevin Dugat** — went a combined 2-for-12 (16.7 pct) from the floor in the first half, while the rest of the Bears were 10-for-19 (52.6 pct).
- **LaceDarius Dunn** snapped his streak of nine consecutive missed 3-point field goals, going 2-for-8 at Oklahoma State.
- **Henry Dugat** was held scoreless for the first time since Nov. 19, 2007, vs. Winthrop. Dugat finished 0-for-9 from the floor.
- Freshman **Anthony Jones** added eight points and a career-high eight rebounds.
- Oklahoma State's Marshall Moses finished with 14 points and 18 rebounds in 28 minutes.
- Byron Eaton led the Cowboys with 23 points.

BAYLOR (16-10, 4-8 Big 12)

NO.	NAME	FG	3FG	FT	RB	PF	TP	A	TO	BLK	S	MIN
4	Acy, Quincy	f 0-0	0-0	4-4	4	2	4	0	1	0	0	16
23	Rogers, Kevin	f 4-6	0-0	3-4	4	4	11	1	0	0	1	22
0	Jerrells, Curtis	q 3-8	3-6	0-2	4	3	9	5	2	1	3	39
5	Dugat, Henry	q 0-9	0-1	0-0	1	2	0	1	1	0	0	26
45	Carter, Twenty	q 11-18	7-11	1-2	0	3	30	1	1	0	0	36
1	Wright, Kendall	0-0	0-0	0-0	0	0	0	0	0	0	0	2
24	Dunn, LaceDarius	3-11	2-8	0-0	3	4	8	0	1	0	0	22
41	Jones, Anthony	3-8	1-5	1-1	8	2	8	0	2	2	0	29
50	Lomers, Josh	1-1	0-0	2-2	4	1	4	0	0	0	0	8
TEAM		2										
TOTALS		25-61	13-31	11-15	30	21	74	8	8	3	4	200

OKLAHOMA STATE (17-9, 6-6 Big 12)


NO.	NAME	FG	3FG	FT	RB	PF	TP	A	TO	BLK	S	MIN
33	Moses, Marshall	f 6-8	0-0	2-3	18	3	14	0	2	2	0	28
00	Eaton, Byron	q 6-12	1-2	10-14	5	2	23	2	2	0	0	36
1	Harris, Terrel	q 3-7	1-4	4-4	3	4	11	0	0	0	0	25
12	Page, Keiton	q 2-6	2-5	3-3	0	1	9	0	0	1	0	34
23	Anderson, James	q 6-12	1-3	7-7	5	2	20	2	2	1	2	38
2	Muonelo, Obi	2-6	1-4	2-2	4	3	7	2	1	0	0	24
4	Brown, Anthony	0-1	0-0	0-0	2	0	0	0	0	0	0	6
15	Sidorakis, Nick	0-1	0-1	0-0	0	1	0	0	0	0	1	8
44	Kirkland, Malcolm	0-0	0-0	0-0	0	1	0	0	0	0	0	1
TEAM		2										
TOTALS		25-53	6-19	28-33	39	17	84	6	7	4	3	200

Scoring Summary	1st	2nd	OT	2OT	Total
Baylor	33	41	—	—	74
Oklahoma State	35	49	—	—	84

Shooting	FG%	3FG%	FT%
Baylor	41.0	41.9	73.3
Oklahoma State	47.2	31.6	84.8

Specialty Stats	DBR	Paint	P-TO	2nd	Bench
Baylor	1	18	8	18	20
Oklahoma State	3	20	10	8	7

Officials: R-Gerry Pollard, U1-Hal Lusk, U2-Kelly Self; **Technical Fouls:** Baylor-none. Oklahoma State-none.
Attendance: 9,637

Game 27 • Feb. 24, 2009 • Ames, Iowa • Hilton Coliseum [10,407]		
	Baylor	62
	Iowa State	71

GAME NOTES

BIG 12

- Baylor was unable to withstand Iowa State's run to open the second half as the Bears lost for eighth time in nine games after a 71-62 loss at Hilton Coliseum.
- **Twenty Carter** had 20 points for Baylor, his second-straight game with 20+ points.
- Craig Brackins led the Cyclones with 19 points and 12 rebounds.
- The Bears, who opened the game with a 15-5 run, shot 4-of-27 from 3-point range and fell to 0-8 in Ames.
- Baylor's 10-point lead, 15-5, at the 11:57 mark of the first half marked the third game that the Bears have led by 10 or more points on the road in Big 12 play this season (Kansas State on Jan. 21 and Texas Tech on Feb. 7).
- Senior **Mamadou Diene** started at center - his first start since Jan. 14 at Texas A&M.
- **Henry Dugat** snapped his streak of nine consecutive missed field goals (went 0-for-9 at Oklahoma State on Feb. 21) with a jumper in the lane at the 15:50 mark of the first half.
- **Curtis Jerrells** dished out a team-high six assists - his 15th 5-plus assist game this season.
- **LaceDarius Dunn** finished 0-for-6 from 3-point range.

BAYLOR (16-11, 4-9 Big 12)

NO.	NAME	FG	3FG	FT	RB	PF	TP	A	TO	BLK	S	MIN
0	Jerrells, Curtis	q 3-11	1-6	4-4	6	1	11	6	1	0	3	34
15	Diene, Mamadou	c 2-4	0-0	0-1	2	4	4	0	0	1	0	12
23	Rogers, Kevin	f 3-7	0-0	0-2	7	2	6	2	2	0	3	37
45	Carter, Twenty	q 7-15	3-11	3-3	2	2	20	2	3	0	0	38
5	Dugat, Henry	q 1-5	0-2	0-0	2	0	2	0	1	0	1	24
1	Wright, Kendall	0-0	0-0	0-0	0	2	0	0	0	0	0	4
24	Dunn, LaceDarius	4-11	0-6	2-3	5	0	10	1	1	0	0	25
3	Ellis, Fred	0-0	0-0	0-0	0	0	0	0	0	0	0	2
4	Acy, Quincy	3-3	0-0	1-2	2	0	7	0	0	0	1	9
41	Jones, Anthony	1-3	0-2	0-0	0	1	2	0	0	0	0	10
50	Lomers, Josh	0-0	0-0	0-0	0	3	0	0	2	0	0	5
TEAM		5										
TOTALS		24-59	4-27	10-15	31	16	62	11	11	1	8	200


IOWA STATE (14-14, 3-10 Big 12)

NO.	NAME	FG	3FG	FT	RB	PF	TP	A	TO	BLK	S	MIN
10	Garrett, Diante	q 3-8	0-0	4-5	2	3	10	3	2	0	1	34
21	Brackins, Craig	f 7-16	0-4	5-5	12	2	19	1	3	2	1	36
22	Petersen, Bryan	q 3-5	2-4	2-2	5	4	10	4	1	0	0	28
41	Hamilton, Justin	c 1-2	0-0	2-2	3	0	4	0	1	0	0	14
5	Staiger, Lucca	q 3-7	3-7	0-0	1	3	9	2	3	0	0	29
0	Boozier, Charles	0-0	0-0	0-0	2	0	0	0	0	0	0	9
1	Buckley, D.	0-1	0-1	0-0	0	2	0	2	1	0	1	7
12	Eikmeier, Wes	1-2	1-2	0-0	0	1	3	1	0	0	0	6
15	Thompson, Alex	0-1	0-1	0-0	1	1	0	1	2	0	0	4
23	Vanderbeken, J.	2-6	2-5	2-2	3	0	8	1	0	0	0	17
24	Lee, Cameron	0-0	0-0	0-0	0	0	0	0	0	0	0	1
3	Haluska, Sean	3-4	2-2	0-0	2	1	8	0	0	0	1	14
33	Mann, Clinton	0-0	0-0	0-0	0	0	0	0	0	0	0	1
TEAM		6										
TOTALS		23-52	10-26	15-16	37	17	71	15	14	2	4	200

Scoring Summary	1st	2nd	OT	2OT	Total
Baylor	29	33	—	—	62
Iowa State	33	38	—	—	71

Shooting	FG%	3FG%	FT%
Baylor	40.7	14.8	66.7
Iowa State	44.2	38.5	93.8

Specialty Stats	DBR	Paint	P-TO	2nd	Bench
Baylor	2	34	13	9	19
Iowa State	0	20	18	8	19

Game 28 • Feb. 28, 2009 • Waco, Texas • Ferrell Center [7,192]		
	Colorado	57
	Baylor	75

GAME NOTES

- **Curtis Jerrells** scored 24 of his game-high 29 points in the second half, as Baylor used a late run to beat Colorado 75-57 in front of 7,192 fans.
- Colorado led 52-50 before a 3-pointer by Jerrells sparked the 25-5 run that put the game away. Jerrells, who tied the Baylor career record held by Doug Brandt with his 108th start, scored 11 during the spurt.
- **LaceDarius Dunn** scored 10 for Baylor, including two 3-point field goals that pushed his season total to 76.
- Trailing 52-50 with 8:30 remaining in the second half, Baylor closed the game on a 25-5 run and held CU without a field goal during that stretch.
- Cory Higgins scored 20 and Dwight Thorne had 12 for Colorado.
- Baylor held a 26-24 lead at intermission. BU's first-half point total was its second-lowest this season, while the Bears managed to make a season-low-tying nine field goals.
- Saturday's crowd of 7,192 set a new single-season Ferrell Center attendance record of 119,486, surpassing last season's mark of 116,015.

COLORADO (9-19, 1-13 Big 12)

NO. NAME	FG	3FG	FT	RB	PF	TP	A	TO	BLK	S	MIN
31 Jackson-Wilson, J	f 2-3	0-0	2-5	2	4	6	2	4	0	0	28
33 Dufault, Austin	f 2-3	0-0	1-2	1	5	5	2	2	0	0	17
11 Higgins, Cory	g 5-11	3-5	7-9	5	4	20	1	3	1	2	38
12 Thorne II, D	g 3-6	2-3	4-4	6	2	12	1	2	0	2	39
24 Knutson, Levi	g 3-7	1-2	0-0	3	2	7	2	3	0	0	33
10 Kelley, Ryan	1-3	0-1	0-0	2	1	2	1	0	0	0	10
34 Crawford, Casey	2-8	1-7	0-0	3	4	5	4	0	0	0	29
55 Eckloff, Trey	0-1	0-1	0-0	0	0	0	0	1	0	0	6
TEAM 0											
TOTALS 18-42 7-19 14-20 22 22 57 13 15 1 4 200											

BAYLOR (17-11, 5-9 Big 12)

NO. NAME	FG	3FG	FT	RB	PF	TP	A	TO	BLK	S	MIN
23 Rogers, Kevin	f 3-6	0-0	3-4	5	3	9	1	3	0	0	33
50 Lomers, Josh	c 1-1	0-0	0-0	0	2	2	0	3	0	0	12
0 Jerrells, Curtis	g 8-12	3-6	10-11	8	3	29	2	2	0	1	37
24 Dunn, Lace	g 4-9	2-3	0-0	5	3	10	0	1	0	2	32
45 Carter, Tweety	g 3-8	1-5	1-2	1	1	8	4	1	0	3	33
4 Acy, Quincy	0-1	0-0	5-6	3	2	5	0	0	0	0	12
5 Dugat, Henry	2-4	0-0	1-2	1	3	5	2	2	0	0	18
15 Diene, Mamadou	2-3	0-0	1-1	3	4	5	1	0	1	0	16
41 Jones, Anthony	1-2	0-1	0-0	2	0	2	0	0	1	0	7
TEAM 4											
TOTALS 24-46 6-15 21-26 32 21 75 10 12 2 6 200											


Scoring Summary	1st	2nd	OT	2OT	Total
Colorado	24	33	—	—	57
Baylor	26	49	—	—	75

Shooting	FG%	3FG%	FT%
Colorado	42.9	36.8	70.0
Baylor	52.2	40.0	80.8

Specialty Stats	DBR	Paint	P-TO	2nd	Bench
Colorado	2	16	6	7	7
Baylor	1	33	19	10	7

Officials: R-Rick Randall, U1-Don Daily, U2-Randy Heimerman; **Technical Fouls:** Colorado-none, Baylor-none.

Attendance: 7,192

Game 29 • March 2, 2009 • Austin, Texas • Erwin Center [7,192]		
	Baylor	57
	Texas	73

GAME NOTES

- Baylor saw its losing streak to Texas extend to 24 games as the Bears lost 73-57 at the Frank Erwin Center on ESPN's Big Monday.
- A.J. Abrams and Justin Mason each scored 14 points for the Longhorns, while **LaceDarius Dunn** and **Curtis Jerrells** paced the Bears with 15 and 14 points, respectively.
- Baylor finished the regular season with a 1-7 Big 12 road record.
- Baylor scored 24 points in the first half, tying its season-low for first-half points set earlier this season against the Longhorns in Waco.
- Baylor shot a season-low 31.6 percent from the floor (18-57), the lowest shooting percentage since shooting 30.3 percent (20-66) against Kansas during the 2006-07 season.
- **Curtis Jerrells** made his 109th career start, becoming Baylor's all-time leader (Doug Brandt, 108).

BAYLOR (17-12, 5-10 Big 12)

NO. NAME	FG	3FG	FT	RB	PF	TP	A	TO	BLK	S	MIN
23 Rogers, Kevin	f 3-6	0-0	1-2	6	4	7	0	4	0	1	31
50 Lomers, Josh	c 2-2	0-0	2-2	2	5	6	0	2	0	0	14
0 Jerrells, Curtis	g 3-17	2-7	6-8	8	4	14	3	0	0	1	30
24 Dunn, Lace	g 3-12	2-7	7-10	3	2	15	0	1	0	1	32
45 Carter, Tweety	g 2-7	1-5	0-0	3	4	5	4	2	0	0	37
1 Wright, Kendall	0-0	0-0	0-0	1	0	0	0	0	0	0	1
03 Ellis, Fred	0-1	0-0	0-0	0	0	0	0	0	0	0	1
4 Acy, Quincy	1-2	0-0	0-2	1	3	2	1	0	2	0	15
5 Dugat, Henry	3-7	0-1	0-0	2	3	6	0	1	0	1	26
15 Diene, Mamadou	1-2	0-0	0-0	2	2	2	0	0	0	0	10
41 Jones, Anthony	0-1	0-1	0-0	0	0	0	0	0	0	0	3
TEAM 1											
TOTALS 18-57 5-21 16-24 29 27 57 8 10 2 4 200											

TEXAS (20-9, 9-6 Big 12)


NO. NAME	FG	3FG	FT	RB	PF	TP	A	TO	BLK	S	MIN
5 James, Damion	f 3-9	0-2	3-5	11	4	9	1	3	1	0	22
32 Atchley, Connor	f 1-2	0-0	0-0	0	4	2	0	1	0	0	11
3 Abrams, A.J.	g 3-7	1-3	7-8	3	0	14	0	2	0	1	40
4 Balbay, Dogus	g 3-6	0-0	0-2	4	2	6	6	1	0	1	27
24 Mason, Justin	g 5-10	0-0	4-6	4	2	14	4	0	0	0	33
21 Hill, Matt	0-1	0-0	0-0	0	0	0	0	0	0	0	6
23 Smith, Harrison	2-7	0-2	2-3	6	3	6	0	1	0	0	21
34 Pittman, Dexter	7-8	0-0	2-4	7	3	16	1	1	0	1	23
53 Chapman, Clint	3-6	0-0	0-1	3	1	6	1	2	1	0	17
TEAM 3											
TOTALS 27-56 1-7 18-29 41 19 73 13 11 2 3 200											

Scoring Summary	1st	2nd	OT	2OT	Total
Baylor	24	33	—	—	57
Texas	35	38	—	—	73

Shooting	FG%	3FG%	FT%
Baylor	31.6	23.8	66.7
Texas	48.2	14.3	62.1

Specialty Stats	DBR	Paint	P-TO	2nd	Bench
Baylor	5	22	5	6	10
Texas	7	48	10	12	28

Officials: R-Ed Hightower, U1-Mark Whitehead, U2-Tom Eades;
Technical Fouls: Baylor-none, Texas-none.
Attendance: 13,665

Game 30 • March 7, 2009 • Waco, Texas • Ferrell Center [6,346]		
	Nebraska	66
	Baylor	62

GAME NOTES

- Toney McCray scored 18 points and Nebraska took advantage of Baylor turnovers late in the game for a 66-62 win in the regular season finale.
- Ade Dagunduro had 11 points for Nebraska.
- **LaceDarius Dunn** led the Bears with a team-high 16 points on 5-of-10 shooting, while **Curtis Jerrells** added 14 points and six rebounds. Forward **Kevin Rogers** added 10 points before fouling out in the second half.
- The Bears committed three turnovers in the final two minutes, resulting in six Nebraska points.
- **Josh Lomers** mishandled a pass under the basket with 1:59 to play and Nebraska converted that into a three-point play by McCray for a 53-49 lead.
- After a Jerrells turnover with 1:09 left, Dagunduro made one of two free throws. Dunn's miscue with 54 seconds to play turned into two more free throws by Dagunduro for a 58-52 Nebraska lead.
- Nebraska made 12 of 13 free throws in the final 1:55.

NEBRASKA (18-12, 8-8 Big 12)

NO. NAME	FG	3FG	FT	RB	PF	TP	A	TO	BLK	S	MIN
32 Balham, Chris	f 0-0	0-0	0-0	1	1	0	0	0	0	0	5
4 Harley, Steve	g 3-6	0-2	0-0	1	1	6	3	3	0	0	31
5 Henry, Sek	g 2-4	2-3	0-0	3	0	6	0	0	0	0	13
11 Dagunduro, Ade	g 2-4	0-1	7-9	2	4	11	0	2	0	1	30
24 Miller, Cookie	g 1-3	1-2	4-4	5	0	7	3	4	0	1	34
3 Richardson, B.	1-5	0-4	2-2	2	1	4	1	0	0	0	19
15 Edwards, Alonzo	2-3	2-2	0-0	0	2	6	0	0	0	0	7
25 Velander, Paul	0-4	0-4	2-2	3	1	2	1	2	0	0	17
30 McCray, Toney	7-10	0-0	4-5	4	1	18	1	1	2	2	27
44 Anderson, Ryan	2-5	2-4	0-0	3	4	6	5	0	0	2	17
TEAM 1											
TOTALS 20-44 7-22 19-22 25 15 66 14 12 2 6 200											

BAYLOR (17-13, 5-11 Big 12)

NO. NAME	FG	3FG	FT	RB	PF	TP	A	TO	BLK	S	MIN
23 Rogers, Kevin	f 4-7	0-0	2-4	6	5	10	2	3	0	1	32
15 Diene, Mamadou	c 0-0	0-0	0-0	1	1	0	0	2	0	0	5
0 Jerrells, Curtis	g 5-10	4-6	0-0	6	4	14	2	5	0	1	35
5 Dugat, Henry	g 3-8	0-3	1-2	6	0	7	1	0	0	1	34
45 Carter, Tweety	g 3-8	3-8	0-0	4	3	9	2	0	0	1	33
1 Wright, Kendall	0-0	0-0	0-0	0	1	0	0	0	0	0	0+
4 Acy, Quincy	0-2	0-0	2-2	3	1	2	0	0	0	0	13
24 Dunn, LaceDarius	5-10	1-6	5-5	1	0	16	1	3	0	1	25
41 Jones, Anthony	0-2	0-1	0-0	2	0	0	0	0	0	0	8
50 Lomers, Josh	2-4	0-0	0-0	1	4	4	0	3	1	0	15
TEAM 1											
TOTALS 22-51 8-24 10-13 31 19 62 8 16 1 5 200											

Scoring Summary	1st	2nd	OT	2OT	Total
Nebraska	26	40	—	—	66
Baylor	25	37	—	—	62

Shooting	FG%	3FG%	FT%
Nebraska	44.5	31.8	86.4
Baylor	43.1	33.3	76.9

Specialty Stats	DBR	Paint	P-TO	2nd	Bench
Nebraska	2	24	16	3	36
Baylor	1	24	13	5	22

Officials: R-Duke Edsall, U1-Hal Lusk, U2-Darron George;
Technical Fouls: Nebraska-none, Baylor-none.
Attendance: 6,346

Ex-NBA basketball player returns to Baylor

By Tribune-Herald staff report, Waco Tribune-Herald
Saturday, Sept. 27, 2008

Former Baylor star David Wesley has joined the Bears' men's basketball team as a student manager while completing his undergraduate degree.

When Wesley left Baylor in 1993, he was 33 hours short of a degree in physical education. He went on to play 14 seasons in the NBA for five franchises, and is one of two undrafted players in NBA history to score 11,000 points.

"Coming back is an opportunity for me to finish my degree as well as work with such a great group of guys," Wesley said. "It brings back a lot of good memories from when I played here."

Wesley averaged 17 points and 4.4 assists in three seasons for the Bears from 1989-92 after transferring from Temple College. As a senior in 1991-92, he was named the Southwest Conference's most valuable player after averaging 20.6 points.

"We are extremely excited to have David come back to Baylor," Baylor coach Scott Drew said. "It speaks volumes that he's coming back to finish his education while giving back to the Baylor basketball program."

Baylor men tied with defending national champ
Kansas at 3rd in Big 12 preseason basketball poll

By John Werner, Waco Tribune-Herald
Wednesday, Oct. 8, 2008

After making its first NCAA Tournament appearance in two decades, the Baylor men's basketball team has earned the respect of the Big 12 coaches.

The Bears have been picked to finish in a third-place tie in the Big 12 with defending national champion Kansas. Oklahoma was picked to win the league while Texas was predicted second.

It's easily the highest the Bears have been picked in the Big 12 coaches preseason poll since the league began in 1996. Their previous high in the preseason poll was seventh place two years ago.

The Bears even got two first-place votes.

"It's a great compliment for what our players accomplished last year, and shows how other people in the Big 12 view our program," Baylor coach Scott Drew said. "At the same time, we realize it's not about where you start, but where you finish. The excitement is high and we're looking forward to starting the season and building on what we accomplished last year."

The Bears bring back all five starters from last year's team, which finished 21-11 overall and placed fourth in the Big 12 at 9-7. All-Big 12 guard Curtis Jerrells will be joined by veterans Kevin Rogers, Henry Dugat, Mamadou Diene and Tweety Carter. Three-point shooting threat LaceDarius Dunn is also back, while freshman forwards Anthony Jones and Quincy Acy will add depth.

Unlike previous years when Kansas was the clear-cut favorite, four teams received first-place votes from the Big 12 coaches - Texas with four, Oklahoma and Kansas with three apiece and Baylor with two. Oklahoma received 109 total points, followed by Texas with 107 and Baylor and Kansas with 103 apiece. Teams received 12 points for a first-place vote down to one for a 12th-place vote.

The Bears will open practice on Oct. 17 before playing an exhibition game against Tarleton State at 7 p.m. Nov. 8 at the Ferrell Center. Baylor will open the regular season at home against Paul Quinn at 3 p.m. Nov. 15.

BIG 12 PRESEASON MEN'S BASKETBALL POLL

Rk	Team	Pts
1.	Oklahoma (3)	109
2.	Texas (4)	107
3.	Kansas (3)	103
	Baylor (2)	103
5.	Texas A&M	79
6.	Oklahoma State	69
7.	Missouri	51
8.	Kansas State	50
9.	Nebraska	49
10.	Texas Tech	39
11.	Iowa State	20
12.	Colorado	13

1st-place votes in parentheses

Curtis Jerrells named Preseason All-Big 12

By Tribune-Herald staff report, Waco Tribune-Herald
Wednesday, Oct. 15, 2008

Baylor senior guard Curtis Jerrells has been named to the preseason all-Big 12 men's basketball team. Jerrells was a first-team all-Big 12 pick last year when he averaged 15.3 points and 3.8 assists to lead the Bears to their first NCAA Tournament appearance in 20 years.

Joining Jerrells on the preseason all-Big 12 team are Oklahoma forward Blake Griffin, Kansas guard Sherron Collins, Texas guard A.J. Abrams and Texas forward Damion James.

Griffin was selected preseason player of the year, while Kansas guard Mario Little is newcomer of the year and Oklahoma guard Willie Warren is freshman of the year.

Baylor hits practice court with high goals

By Tribune-Herald staff report, Waco Tribune-Herald
Saturday, Oct. 18, 2008

Buoyed by lofty expectations, the Baylor men's and women's basketball teams hit the practice floor with a sense of urgency and excitement Friday.

The Bears are picked to finish in a third-place tie with Kansas in the Big 12 preseason men's poll, while the Lady Bears are picked fourth in the women's poll. Never before have such lofty predictions surrounded both programs.

"It's cool to be picked third in the league," Baylor senior forward Kevin Rogers said. "It's a lot better than being picked 11th. But we understand that it's only a preseason poll, and if we don't meet expectations we'll be back to the Baylor of old."

With all five starters returning from last year's NCAA Tournament team, the Bears will put the Big 12's most experienced squad on the floor. All-Big 12 guard Curtis Jerrells leads a group of returning starters that includes Rogers, center Mamadou Diene and guards Henry Dugat and Tweety Carter.

The Bears finished 21-11 overall and fourth in the Big 12 at 9-7 last year before bowing out of the NCAA Tournament with a first-round loss to Purdue. With that experience behind them, the Bears hope to go deeper into the dance this year.

"We understand that we have to do a little more to get where we want to be," Jerrells said. "We're going to have to know the value of each possession and get stops and rebounds to improve as a team. We led the Big 12 in scoring last year, but we've got to improve our defense."

Baylor coach Scott Drew hopes highly touted freshman forwards Anthony Jones from Houston Yates and Quincy Acy from Mesquite Horn will contribute inside. While Rogers averaged 12.3 points, the guards carried the bulk of the scoring load last season.

"Both Anthony and Quincy are good finishers who will provide some athleticism," Drew said. "I think our guards will provide them a lot of opportunities to score. All our guys realize that defense is the biggest area we have to improve from last year."

Baylor men ready for deeper 3-point line this season

By John Werner, Waco Tribune-Herald
Thursday, Nov. 13, 2008

With long-range bombers like LaceDarius Dunn and Tweety Carter, Baylor featured the most prolific 3-point shooting team in the Big 12 last season.

But it will be a little harder to bury treys with the NCAA moving the 3-point line from 19 feet, 9 inches to 20 feet, 9 inches for men's basketball.

Dunn, who often shoots treys from NBA range, doesn't expect the new distance to affect his shot.

"I don't know what they were trying to prove, but I think I proved my point," Dunn said. "I was shooting near halfcourt at one of our scrimmages."

Dunn ranked third in the Big 12 last season with a 41.6 3-point percentage, while Carter shot 40.4 percent. Henry Dugat buried 38.6 percent of his treys, and Curtis Jerrells nailed 33.3 percent.

The Bears averaged a league-high 8.59 3-pointers per game.

"I don't think we'll have any trouble shooting behind the line," Baylor coach Scott Drew said. "The big thing is trying to see the line because it's lighter in color."

MEN'S BASKETBALL PREVIEW: After resurrecting program, seniors want to go out with bang

By John Werner, *Waco Tribune-Herald*
Thursday, Nov. 13, 2008

When Curtis Jerrells, Kevin Rogers and Henry Dugat arrived at Baylor in the summer of 2005, they had nothing except the promise of playing time and the hope of rebuilding a fallen program. Now, they're seniors on a team with great expectations.

After reaching the NCAA tournament for the first time in 20 years, the Bears won't be satisfied unless they take a few steps in the Big Dance. In an era when many of the top college players declare early for the NBA draft, Baylor has a rare luxury with four senior starters.

"When we came here, we developed a brotherhood," Rogers said. "Our dream was to rewrite the history books and give Waco and the community something to be proud of. We've succeeded to this point, but the task isn't finished. This is the last year for the seniors, and we definitely want to make some noise in the tournament."

Rogers, Jerrells, Dugat and fifth-year senior center Mamadou Diene have played a major role in lifting the Bears from the depths of one of the worst scandals in NCAA history as they finished 21-11 last year.

Following a program-best fourth-place finish, the Bears were picked by the Big 12 coaches to finish in a third-place tie with defending national champion Kansas. It was a show of respect for a program that had never been picked in the upper half of the Big 12 preseason poll.

The Bears will open the regular season against Paul Quinn at 7:30 p.m. Saturday at the Ferrell Center.

"It's great to have experienced guys who know what it takes to win," Baylor coach Scott Drew said. "It's certainly more unusual now to have seniors than it used to be in college basketball. I think it's a great compliment to them that they wanted to stay here and see this thing through."

After averaging a Big 12-high 81.3 points last year, the Bears know they can run the floor with any team in the country. But the Bears have to become a better defensive team to go to the next level. That was painfully obvious in the NCAA tournament when Purdue shredded the Bears in the first half en route to a 90-79 opening-round win in Washington, D.C.

"This is the most complete team we've had," Jerrells said. "But we know we've got to play with more energy on the defensive end. We've got to be more physical. We've got to show people that defense is important to us or they're not going to believe it."

Despite the departure of guard Aaron Bruce, the Bears will still feature one of the most talented backcourts in the country. Jerrells and Dugat will be joined by returning starter Tweety Carter and high-scoring sixth man LaceDarius Dunn.

Now in his fourth year as a starter, Jerrells made all-Big 12 last year after averaging a team-high 15.3 points and 3.8 assists. Powerfully built at 6-1 and 208 pounds, Jerrells can take on big men on drives to the basket or beat guards outside with his perimeter shot.

"Curtis has really been a great leader for us the last three years," Drew said. "He can score in bunches, and he's tough to keep out of the paint with his great strength. He's improved his passing, and has helped to get his teammates involved."

Dugat is probably the fastest player on the team and has great jumping ability with his 40-inch vertical leap. He was the Bears' fourth-leading scorer with a 12.2 average while shooting 38.6 percent from 3-point range.

"Henry made his biggest strides on the defensive end," Drew said. "He was disruptive in the passing lanes, and he should become a factor on both the offensive and defensive sides of the ball. He's an explosive scorer who is capable of scoring in bunches."

After coming off the bench most of the year, Carter moved into the starting lineup in the final eight games and averaged 12.4 points while nailing 46.3 percent from 3-point range. The junior guard is also one of Baylor's best on-ball defenders.

Though hampered by a knee injury, Dunn still made freshman All-America last year after averaging 13.6 points and burying 41.6 percent from 3-point range. The 6-4 guard exploded for a Baylor-high 38 points in a regular-season ending win over Texas Tech that helped seal an NCAA tournament bid.

"The main thing is that I can play without a knee brace," Dunn said. "I think my rehab went real well and I'm moving around pretty well. Everybody has worked on different parts of their games. But the biggest thing we've worked on as a team is picking it up on defense."

While the majority of Baylor's points will come from the guards, the Bears are hoping to get more production inside. Rogers will lead the way, but freshman forwards Quincy Acy and Anthony Jones will make a major impact.

Rogers was Baylor's third-leading scorer with a 12.3 average and pulled down more than twice as many rebounds as anybody else on the team with 8.5 per game. At 6-9, Rogers is one of the team's most exciting players with his alley-oop dunks, but he'll likely be a more physical player this year.

"What has helped me out is playing against our new guys in practice," Rogers said. "We've got long, athletic guys who can score. It's kind of like going against (Texas forward) Damion James and (Oklahoma forward) Blake Griffin every day."

After averaging 17.8 points and 7.8 rebounds at Mesquite Horn High School, Acy will add a physical presence inside and should help the Bears become a better rebounding team.

Jones, who averaged 13.3 points and 4.9 rebounds at Houston Yates, can score inside and has a nice touch from the perimeter. But he needs to put weight on his 6-10, 186-pound frame to become a more imposing inside player.

"Those freshmen are going to add athleticism and length, and they're coming along defensively," Drew said. "Quincy could make an immediate impact on the court. Like all freshmen, Anthony will have to adjust to the physicality of the Big 12. But he can shoot the 3, handle the ball and block shots."

The Bears should be able to match up against big teams with veteran centers Diene and Josh Lomers. The 7-1 Diene averaged 3.9 rebounds and was the Big 12's third-best shot blocker with 1.6 per game, while the 7-0 Lomers averaged 2.2 rebounds.

"Mamadou was healthy this summer and rehabbed for six weeks following ankle surgery at the end of the season," Drew said. "We look for him to have a great senior season as long as he can stay injury free."

Adding depth for the Bears will be senior forward Delbert Simpson, redshirt freshman forward Fred Ellis and guard Kendall Wright following football season. Center Ekpe Udoh will redshirt this year after transferring from Michigan, but has added a physical presence inside for the Bears during practice.

The Bears will be tested early when they travel to the 76 Classic in Anaheim, Calif., Nov. 27-30. After facing Providence on Thanksgiving, they'll play either Arizona State or Charlotte in the second round. On Dec. 6, the Bears will travel to Washington State as part of the Big 12/Pac 10 Hardwood Series.

With the confidence gained from a successful season, the Bears are ready to take on all comers.

"We're very motivated," Jerrells said. "This is the last go-round for the seniors, and we don't want to go out in the first round of the NCAA tournament again. We're all ready to go out and show people what Baylor basketball is all about."

Baylor men dazzle Centenary on national TV, 90-55

By John Werner, *Waco Tribune-Herald*
Wednesday, Nov. 19, 2008

WACO - Playing before a national television audience, Baylor put on a basketball clinic that left Centenary dazed and flat-footed.

Hammering the Gents with rugged defense and balanced scoring, the Bears ran away with a 90-55 win as part of ESPN's 24-hour College Hoops Tip-Off Marathon. The Baylor Line was out in force as the Bears dropped Centenary.

The Bears weren't fazed by the strange 3 p.m. Tuesday afternoon tipoff time or an altered pregame schedule. They delivered in every phase of the game for the 6,422 fans at the Ferrell Center who left work early or hurried from school to the arena.

"Anytime you're on national TV, a lot of the audience has never seen the team, the Baylor fans or the Waco community," Baylor coach Scott Drew said. "You want to put your best foot forward, and today was a good start. People enjoy the start of basketball season, and today was fun."

Since the Bears (2-0) had to attend class Tuesday morning, they didn't have time for their usual team shoot-around. But they didn't look like they missed it since they shot 64 percent overall and nailed 47.1 percent from 3-point range.

"I came in for a little extra shooting an hour before the game," Baylor guard LaceDarius Dunn said. "We didn't have our shoot-around, but we were focused enough that we got great shots. I told myself that I would never shoot like I did in the Paul Quinn game, and our guards did a great job of getting me the ball."

After hitting just two of 11 treys in Saturday's 108-50 season-opening win over Paul Quinn, Dunn buried four of seven treys and finished with 18 points against the Gents before fouling out with 8:43 remaining in the game. But he had plenty of help from his teammates.

Curtis Jerrells had a superb all-around game, nailing seven of nine shots and scoring 20 points with eight assists. Henry Dugat added 14 points and four assists, while Kevin Rogers collected 13 points and six rebounds.

No one was more impressive than freshman forward Quincy Acy, who hit all seven of his field goals and finished with 15 points and five rebounds in 21 minutes. In the Paul Quinn game, Acy hit all six shots and scored 13 points with 11 rebounds and five blocked shots. Four of Quincy's seven field goals against Centenary came on dunks that brought the house down.

"I finally got my first two-handed dunk," Acy said. "I couldn't sleep last night because I was nervous and anxious, but I hid it pretty well."

Triggering Baylor's offense was an inspired defensive effort. Playing a physical style of basketball that pushed the Centenary guards out past the perimeter, the Bears limited the Gents to 29.2 percent shooting in the first half and 37.3 percent for the game.

The Gents (0-2) had trouble shooting 3-pointers as they hit just eight of 25. The Bears also controlled the boards, 37-27.

"Baylor has big, physical guards, and Kevin Rogers could have scored 30 on us," Centenary coach Greg Gary said. "We can't get into a fistfight with teams that are stronger physically."

We have to move and cut quicker and not get jammed by their screens. We had trouble keeping our offense moving fluidly."

The Bears took the lead for good with a 16-0 run to open up a 21-5 advantage only seven minutes into the game.

Dunn started the run with a drive to the basket. After the Bears forced a Centenary shot clock violation, Dunn buried a trey from the right corner. Dunn delivered defensively when he stripped the ball before running down to the offensive end and nailing another trey.

After Dugat got loose for a layup, Rogers hit a pair of free throws. Acy came through with a spinning baseline dunk before Jerrells finished off the streak with a drive to the basket.

"We came out ready and played defense with a lot of energy," Jerrells said. "We took away their plays at the free-throw line. We let up a little defensively later in the game, but sometimes that happens when the score gets lopsided."

The Bears kept the pressure on Centenary as Dunn stayed hot. Dunn completed a 15-point first half by drilling a trey from the right corner with two seconds remaining to open up a 42-20 lead.

With Jerrells and Acy each scoring 11 second-half points, the Gents never threatened.

"I'm glad we started early because we didn't have to wait as long to play," Jerrells said. "We could play every day if we wanted."

Target practice continues for Bears, 85-43

By John Werner, *Waco Tribune-Herald*
Sunday, Nov. 23, 2008

WACO - Freshman sensation Quincy Acy doesn't have orders to hit every shot this year, but he hasn't missed yet.

Acy nailed all five shots against Southern Saturday afternoon to set a Big 12 record by hitting 18 straight field goals this season.

With Henry Dugat nearly recording a triple-double, Baylor rolled to an 85-43 win over the Jaguars before 6,000 fans at the Ferrell Center.

Baylor was out in force as the Bears roared past Southern 85-43.

Acy broke the Big 12 record of 17 straight field goals set by Texas A&M's DeAndre Jordan last season. All of Acy's field goals have come from point-blank range, including 11 dunks. "Quincy hit two of nine shots in our exhibition game (against Tarleton State)," said Baylor coach Scott Drew, whose team improved to 3-0. "But he's settled down and taken high percentage shots, and doesn't turn the ball over. Every game, our guys have more confidence to pass the ball to him, and he knows how to finish."

With 3:53 remaining in the game, Acy set the Big 12 record with a relatively difficult three-foot hook shot over a Southern defender.

"That was my first actual shot this year," Acy joked.

While Acy finished with a team-high 15 points with five rebounds, Dugat almost became the third player in Baylor history to record a triple-double. The senior guard collected 13 points, 10 rebounds and nine assists.

Dugat knew he was getting close when Drew told him his statistics during a late timeout.

"Coach told me I needed two rebounds and two assists," Dugat said. "He even drew up some plays for me. It hurts a little to come so close, but in the big picture we got a win." Dugat's best chance to get the final assist came with 1:51 remaining when he stole the ball with teammate Delbert Simpson trailing behind him. But Dugat didn't see Simpson, and was fouled as he drove to the basket. Dugat nailed both free throws to extend Baylor's lead to 79-41.

The only other Baylor players to record triple-doubles were David Wesley in 1991 and Brian Skinner in 1995.

"It's not often that a guy gets a chance for a triple-double," Drew said. "So we wanted to give Henry the opportunity."

For the third straight game, the Bears played inspired defense as they limited Southern (0-2) to 25.9 percent shooting and forced 28 turnovers. It was the lowest shooting percentage by a Baylor opponent since Troy hit 19.7 percent in 1997.

Southern's top scorer was Jazz Williams with seven points on 2-of-10 shooting.

"It was just our second game, but I expected to compete a lot harder," Southern coach Rob Spivery said. "We gave them too many opportunities by turning the ball over a lot. Baylor turned up its defense and we couldn't get the ball to the areas where we needed it."

With Curtis Jerrells collecting five steals, the Bears finished with 17 steals. The Bears also blocked 11 shots as Mamadou Diene picked up three and Acy, Anthony Jones and Josh Lomers had two apiece.

"If our offense isn't going, we can still create opportunities with our defense," Dugat said. "We got into the passing lanes and helped each other out. We trust each other a lot."

The Bears shot 52.5 percent and placed five players in double figures, but had trouble from the free throw line as they hit just 19 of 35.

"We've got to get better at the free-throw line to win close games," Drew said. "We need to consistently be above 75 percent."

The Jaguars scored the game's first five points, but the Bears took command by going on a 16-3 run.

Diene started the run by getting inside for a basket, drawing a foul and hitting the free throw for a three-point play. Kevin Rogers stole the ball and scored on a windmill slam dunk before Diene sliced inside for another basket.

Chris Davis stopped Baylor's 9-0 run with a 3-pointer, but the Bears answered with seven straight points as Dugat nailed a jumper, Jerrells spun inside for a layup and LaceDarius Dunn stole the ball and buried a trey.

Shooting 61.3 percent in the first half, the Bears pushed their halftime lead to 49-23.

Baylor Bears sink Jacksonville Dolphins, 76-68

By John Werner, *Waco Tribune-Herald*
Tuesday, Nov. 25, 2008

WACO - College basketball's new extended 3-point line doesn't faze Baylor sharp-shooter LaceDarius Dunn.

Dunn often lets it fly beyond NBA 3-point range.

Threatened by a talented Jacksonville squad, Dunn buried seven of 11 treys as the Bears held on for a 76-68 win before 6,154 fans Monday night at the Ferrell Center.

After winning the first three games by an average of 45 points, the Bears were tested for the first time. Leading 34-32 at halftime, the Bears survived by shooting 68.2 percent in the second half.

Baylor coach Scott Drew felt it was just the type of game his team needed going into the first road trip at the 76 Classic Thursday through Sunday in Anaheim, Calif.

"We knew this was going to be a tough game, and the guys understood that they needed to play well," Drew said. "Until you're in a close game, it's hard to bring it to the next level. We did it offensively in the second half, but now we just need to do it defensively."

Though the Dolphins are 0-4, they've lost tight games to Florida State, Georgetown and American.

They displayed a disciplined, balanced attack led by guard Ben Smith with 21 points. Jacksonville shot 51.9 percent and outrebounded the Bears, 36-25, but committed 21 turnovers.



"We had good ball movement and tried to share the ball so that they had to guard everybody," Jacksonville coach Cliff Warren said. "We're undersized and undermanned but our guys are going to fight no matter what. But those turnovers weren't like us."

The NCAA moved the 3-point line from 19 feet, nine inches to 20 feet, nine inches this season. But Dunn is just as dangerous as ever, as he scored a game-high 23 points.

In the second half, the sophomore guard buried all four of his 3-point attempts during a key stretch.

Trailing 40-39 early in the second half, the Bears went on a 10-2 run to take the lead for good.

Dunn capped the stretch by burying treys from the right side and the top of the arc. Dunn gets in groove

"As the game went on, I got into a groove," Dunn said. "Our guards did a good job of penetrating and kicking the ball back outside to me."

The Dolphins hung in the game, but Dunn drilled a pair of treys from the left side to open up a 64-56 lead with 7:48 remaining.

Baylor guard Curtis Jerrells collected 18 points and eight assists, while Kevin Rogers contributed 10 points and seven rebounds.

The Bears also got a solid performance from redshirt freshman Fred Ellis, who scored 10 points in 10 minutes.

"Fred had a whole year to practice to get comfortable with everybody," Drew said. "He's a lot farther along than most freshmen, and he played a big role for us tonight."

Freshman forward Quincy Acy hit his first two shots to extend his Big 12 record to 20 straight field goals without a miss.

But he missed his first shot of the season on an eight-foot jumper from the baseline with 11:06 left in the first half.

Carter sees 1st action

Baylor junior guard Tweety Carter scored six points and collected three assists and a game-high three steals in 30 minutes in his first action of the season after missing the first three games due to a violation of team policy.

"Tweety got gassed early and was excited to be out there," Drew said. "When you're out there playing, it's a different pace and speed. But he did a great job defensively."

BEAR FACTS: Baylor freshman forward Quincy Acy was named Big 12 co-rookie of the week with Oklahoma freshman Willie Warren.

Acy set a Big 12 record by hitting 18 straight shots in his first three games. Warren averaged 17 points in three wins by the Sooners last week. Oklahoma forward Blake Griffin was named Big 12 player of the week.

Baylor men's basketball steps up in competition on West Coast

By John Werner, *Waco Tribune-Herald*
Thursday, Nov. 27, 2008

ANAHEIM, Calif. - After roaring through four home games, the Baylor men's basketball team will head to Disneyland for the first road trip of the season.

But the Bears aren't playing in a Mickey Mouse tournament.

Baylor will play its stiffest nonconference competition in the 76 Classic tonight through Sunday in Anaheim, Calif. The Bears open the eight-team tournament against Providence at 10:30 (CDT) tonight at the Anaheim Convention Center on ESPN2.

"I'm very excited about playing in the 76 Classic," Baylor coach Scott Drew said. "We'll not only be playing quality competition, we're also playing on a national stage. If it turns out like the Paradise Jam, it will be a great trip."

The Bears jump-started their NCAA tournament season by sweeping three games in the Paradise Jam last November in the Virgin Islands. Winning the 76 Classic will be an even tougher task.

If the Bears (4-0) knock off Providence (3-1), they'll face the winner of tonight's 8 p.m. game between No. 14 Arizona State (3-0) and Charlotte (1-3). The first-round winners will play at 11:30 p.m. Friday on ESPN2, while the losers will play at 9 p.m. on ESPNU.

The other bracket should also be highly competitive. St. Mary's (3-0) faces UTEP (2-1) at 1 p.m. today, while No. 19 Wake Forest (3-0) meets Cal State Fullerton (2-2) at 3:30 p.m.

The winners of the two brackets will meet in the championship game at 9:30 p.m. Sunday on ESPN2.

"It's going to be tough to play three games in four days," Baylor guard LaceDarius Dunn said. "But we've got to take care of business. We'll play hard and we'll be motivated, and adapt to what we're facing."

Burying seven of 11 treys, Dunn led the Bears to a 76-68 win over Jacksonville on Monday night at the Ferrell Center. Curtis Jerrells also had a strong game, collecting 18 points and eight assists.

The Bears are averaging 89.7 points, while Providence is averaging 90. Led by former Drake coach Keno Davis, Providence features a balanced attack keyed by forward Marshon Brooks with 15 points per game, guard Jeff Xavier with 12.8, guard Weyinmi Efejuku with 12.5 and center Jonathan Kale with 11.8. Forward Geoff McDermott is averaging 10.8 points and a team-high 10 rebounds.

"Providence likes to play in the 90s and 100s," Drew said. "They are very good offensively and like to press. The officials will get a workout."

If the Bears play Arizona State in the second round, they'll have to stop one of the top scorers in the country in guard James Harden, who is averaging 25 points.

"We're going to face some good teams, but we're ready to show what we've got," Jerrells said.

Baylor men defeat Providence in tournament opener

By Tribune-Herald staff report, *Waco Tribune-Herald*
Friday, Nov. 28, 2008

ANAHEIM, Calif. - The projected track meet between Baylor and Providence never materialized in the opening round of the 76 Classic late Thursday night.

Playing physical defense, the Bears limited Providence to 27.4 percent shooting as they banged out a 72-56 win at the Anaheim Convention Center.

The Bears (5-0) advanced to the winners bracket semifinals against No. 14 Arizona State at 11:30 CDT Friday night on ESPN2. The Sun Devils (4-0) blew away Charlotte, 84-56, Thursday night.

"I'm very proud of the effort we had tonight and hopefully it will carry over," Baylor coach Scott Drew said in a postgame radio interview. "All year, we've preached defense and rebounding, and that's what helped us tonight. We won even though we had 23 turnovers."

The Friars (3-2) came into the game averaging 90 points, but could never get into a groove against the Bears. Playing their first game away from the Ferrell Center, the Bears dominated the boards, 47-33.

"The Big East is a physical league, so we knew this would be a physical game," Drew said.

Kevin Rogers led the Bears with 16 points and seven rebounds, while Tweety Carter collected 11 points and seven rebounds. Curtis Jerrells finished with 11 points, five rebounds and four assists, while LaceDarius Dunn added 12 points for a Baylor team that shot 49 percent.

Sacramento (Calif.) native Fred Ellis had a solid game off the bench with eight points and six rebounds in 17 minutes. Weyinmi Efejuku led the Friars with 16 points and eight rebounds.

Both teams came out shooting cold in the first half, but the Bears heated up as the game progressed as they opened up a 36-22 halftime lead. Baylor shot 48 percent in the first half, while Providence shot just 23 percent.

The Bears led from the start as Henry Dugat opened with a 3-pointer and Rogers nailed a short jumper. The Friars didn't score their first basket until Jonathan Kale grabbed a rebound and scored with 15:27 left in the first half.

Clinging to a 15-13 lead, the Bears outscored the Friars, 21-9, during the rest of the first half.

Rogers grabbed a rebound and scored to start the run before Jerrells drove inside for a basket and later buried a trey. Rogers scored on a followup dunk before Jerrells and Dunn buried treys to give the Bears a 30-16 lead with three minutes remaining in the first half. Carter finished the first half with a pair of baskets for the Bears.

With dunks by Quincy Acy and Rogers, the Bears opened up a 56-39 lead with 8:51 left in the game. The Bears led by as many as 18 points before the Friars cut the lead to single digits for the first time in the second half at 63-55 with two minutes remaining. However, Dunn hit five of six free throws to seal the game for the Bears.

Baylor men knock off No. 14 Arizona State, advance to tourney final, 87-78

By Tribune-Herald staff report, *Waco Tribune-Herald*
Sunday, Nov. 30, 2008

ANAHEIM, Calif. - Baylor appears ready to crack the Top 25 after cracking one of the teams that's already in the poll.

LaceDarius Dunn poured in 27 points, including six 3-pointers, and Curtis Jerrells added 22 as the Bears raced past No. 14 Arizona State in the second half, then hung on for an 87-78 win late Friday night in the semifinals of the 76 Classic.

After rolling to a 5-0 record against unranked teams, the Bears, who were one spot out of the AP poll this week, picked up a signature early-season win.

Baylor coach Scott Drew said in his postgame radio interview that a victory over a ranked opponent "sounds great, and hopefully we'll have a lot more of them."

Baylor (6-0) will have another chance when it faces No. 19 Wake Forest in the tournament championship game at 9:30 p.m. CDT Sunday on ESPN2. Arizona State will face UTEP in the third-place game at 7 p.m. Sunday on ESPN2.

Baylor broke open a 31-all halftime tie by going on a 30-15 run to open the second half, capped by a Dunn 3-pointer.

James Harden scored 32 points and almost rallied the Sun Devils back into the game by hitting four 3-pointers and completing a three-point play in the last eight minutes of the second half. Arizona State cut Baylor's lead to as little as four, but the Bears made nine of their last 10 free throws to secure the win.

"They were hitting 3s from halfcourt it seemed like," Drew said.

Jerrells was 6-of-6 from the line during that run and also had a dunk. He finished with six assists.

Henry Dugat was the only other Bear in double figures, with 14 points. Jeff Pendergraph had 19 points and 11 rebounds for Arizona State.

Drew said the Bears felt they had been slighted somewhat by not being ranked after returning all of their starters, especially behind some teams that had a worse record last year.

"As long as we keep playing with that chip on our shoulder, that edge, it will help," he said.

Baylor men take aim at tourney title, Top 25

By John Werner, *Waco Tribune-Herald*
Sunday, Nov. 30, 2008

ANAHEIM, Calif. - The Baylor men's basketball team has been knocking on the door of the Top 25 all season.

With a win over No. 19 Wake Forest tonight, nothing will likely keep the Bears out.

The Bears hope to complete a three-game sweep in the 76 Classic by beating Wake Forest in the championship game at 9:30 p.m. CDT at the Anaheim (Calif.) Convention Center.

With LaceDarius Dunn scoring a season-high 27 points, the Bears knocked off No. 14 Arizona State, 87-78, in the semifinals late Friday night. Baylor opened the tournament with a 72-56 win over Providence Thursday night.

"We beat a Pac-10 team that has been picked as high as second in the conference," Baylor coach Scott Drew said. "We beat a Big East team that many people think will go to the NCAA tournament. Now, we get our shot at an ACC team."

The Bears improved to 6-0, but tonight's game could be the toughest of the season. With an imposing front line, Wake Forest is off to a 5-0 start, including a 75-69 win over Cal State Fullerton and an 82-79 semifinals win over UTEP in the 76 Classic.

Seven-footer Chas McFarland is averaging 10.8 points and 6.2 rebounds, while 6-9 forward James Johnson is averaging 15.2 points and 8.2 rebounds, and 6-9 forward Aminu Al-Farouq is averaging 13.4 points and a team-high nine rebounds.

Wake Forest's leading scorer is guard Jeff Teague, who is averaging 22.4 points.

"Wake Forest is one of the biggest and most athletic teams in the country," Drew said. "They've got three or four guys that NBA scouts are looking at. We've got to keep them off the glass and stop them in transition."

In Friday's game against Arizona State, the Bears went on a 14-0 run early in the second half to open up a 53-38 lead.

Behind James Harden with a game-high 32 points, the Sun Devils (4-1) rallied to cut the lead to 82-78 with 53 seconds remaining, but the Bears hit five free throws to seal the win.

Dunn buried six of 13 treys, while Curtis Jerrells scored 22 points and collected seven assists. Henry Dugat contributed 14 points, three assists and three steals, while Kevin Rogers finished with nine points and seven rebounds.

"As a guard, you've got to realize who is making shots and who isn't, and LaceDarius was hot," Jerrells said. "We are a good team and like to share the ball, and that's why we are so successful against the zone. We can make the extra pass and find the extra player."

Tied at 31 at halftime, the Bears broke loose for 56 second-half points as they shot 57.1 percent, nailed six of nine treys, and hit 18 of 22 free throws.

"Baylor was much more aggressive in the second half, and they really hurt us in transition," Arizona coach Herb Sendek said. "They were the more energetic team throughout the second half."

The Bears will play their third game in four days against Wake Forest, but Drew doesn't think they'll be affected by the demanding schedule.

"The players would rather play than practice," Drew said. "It's the coaches who just try to survive because we're breaking down four or five game tapes after we play."

Wake Forest dominates Baylor men in second half to take basketball tourney title

By John Werner, *Waco Tribune-Herald*
Monday, Dec. 1, 2008

ANAHEIM, Calif. - No. 19 Wake Forest dominated the boards and held off a late Baylor rally to pull out an 87-74 win Sunday night in the championship game of the 76 Classic.

Hoping to beat a second straight Top 25 team after an 87-78 win over No. 14 Arizona State Friday night, the Bears lost their first game after six wins. The Bears let a five-point lead slip away early in the second half as Wake Forest (6-0) took control with its defense. The Bears made it to the title game of their tourney out in Anaheim.

Trailing 36-31, the Demon Deacons went on an 18-1 run to take command of the game with 13:20 remaining.

Jeff Teague started the streak with a pair of free throws before Al-Farouq Aminu grabbed a rebound and scored. Chas McFarland followed with an outside shot and Aminu got inside for another basket.

After L.D. Williams hit a pair of free throws, LaceDarius Dunn halted Wake Forest's run briefly with a free throw. But the Demon Deacons answered with eight points as Williams drove inside for a basket and David Weaver got loose for a dunk.

Trailing 60-46, the Bears charged back with a four-guard offense as Curtis Jerrells and Dunn buried treys. Dunn hit a pair of free throws to cut the lead to 67-63 with 3:38 remaining, but could get no closer.

Jerrells made the all-tournament team, while Arizona State's James Harden was named the most outstanding player after scoring 32 points against Baylor and 40 in an 88-58 win Sunday over UTEP.

With Jerrells scoring eight points, Baylor went into halftime with a 31-30 lead. The Bears shot just 28.1 percent and hit 11 of 19 free throws in the first half.

The game was played with two officials after the third official went out with an injury midway through the first half.

The Bears hit their first three shots to open the game as Mamadou Diene scored on a pass from Twenty Carter, Jerrells buried a 3-pointer and Henry Dugat nailed a 15-footer.

But the Bears went cold as they hit just two of their next 17 shots, and couldn't pull away from the Demon Deacons.

Baylor Bears reach top 25 despite tourney loss

By John Werner, *Waco Tribune-Herald*
Tuesday, Dec. 2, 2008

Despite losing to No. 15 Wake Forest in the 76 Classic championship game, Baylor made the Associated Press Top 25 men's basketball poll for the first time this season at No. 24.

The Bears earned a spot in Monday's poll by opening with six straight wins, including an 87-78 decision over then-No. 14 Arizona State on Friday in the tournament semifinals in Anaheim, Calif. The Sun Devils dropped to 19th in the latest poll.



"It's an amazing compliment to our team, our fans and Baylor," Baylor coach Scott Drew said. "We've worked very hard to get to this point. To be ranked in the Top 25 out of 344 Division I teams is a testament to how far we've come as a program."

The No. 24 ranking is the highest Baylor has been in the poll since reaching No. 19 on Feb. 11, 1969. The Bears made the poll last season on Jan. 21 and Jan. 28, but got no higher than 25th. This is only the sixth week the Bears have been ranked in the program's history.

"It's a nice honor because we've worked for it," Baylor guard Curtis Jerrells said. "But if we don't take care of business, we'll be right back out of it."

With LaceDarius Dunn scoring 27 points, the Bears beat an explosive Arizona State squad to advance to Sunday's championship game against unbeaten Wake Forest.

After Baylor opened up a 36-31 lead early in the second half, the Demon Deacons went on an 18-1 run to take command. Using a four-guard offense, the Bears cut the lead to 67-63 with 3:38 remaining before Wake Forest pulled away.

After shooting 51 percent overall and hitting 11 of 24 treys against Arizona State, the Bears shot just 32.4 percent overall and hit eight of 31 treys against Wake Forest.

"We're a perimeter-oriented team, and it's tough when our shots aren't falling," Drew said. "In the past, we wouldn't have had a chance against a Top 25 team when our shots aren't falling. But we can stay in games this year with our defense."

The Demon Deacons shot just 40.6 percent, but hammered the Bears on the boards, 62-38. Kevin Rogers grabbed 14 rebounds, but no other Baylor player pulled down more than five. Freshman Quincy Acy collected five rebounds in 10 minutes, but fouled out with 11:33 remaining in the game.

The Bears had difficulty matching up to Wake Forest's massive front line that included 7-0 center Chas McFarland and 6-9 forwards Al-Farouq Aminu and James Johnson. The trio combined for 38 points and 30 rebounds.

"Their size and athleticism were a challenge for us," Rogers said. "Rebounding has to be a big part of our success, and it's something we have to work at. We played well most of the tournament, but it just seemed like we ran out of gas against Wake Forest."

The Bears will make their second straight West Coast road trip when they face Washington State at 10:30 p.m. Saturday in Pullman.

BEAR FACTS: Baylor will play in the 2009 Old Spice Classic on Thanksgiving weekend Nov. 26-29 at the Milk House at Disney's Wide World of Sports Complex near Orlando, Fla. The rest of the field includes Alabama, Creighton, Iona, Marquette, Michigan and Xavier. The eighth team and the schedule will be announced at a later date.

Baylor men's basketball picks up road win at Washington State, 58-52

By Tribune-Herald staff report, *Waco Tribune-Herald*
Sunday, Dec. 7, 2008

PULLMAN, Wash. - After dropping a heartbreaker to Washington State last season, No. 24 Baylor got its payback late Saturday night.

With LaceDarius Dunn scoring 14 points and Curtis Jerrells hitting 13, the Bears pulled out a 58-52 win over the Cougars at Friel Court.

The Bears (7-1) nailed 21 of 25 free throws as they avenged a 67-64 loss to the Cougars last season at the Ferrell Center in the Big 12/Pac-10 Hardwood Series.

"This was a huge win for the Bears," Baylor coach Scott Drew said in a postgame radio interview. "The fans were loud and into it, and it was a great place to get a road win. We beat a top three or four team in the Pac-10."

Washington State reached the Sweet 16 last year and is off to a 6-2 start this season. Trailing 53-46, the Cougars hit five straight points to cut Baylor's lead to 53-51 with 2:10 remaining.

But Baylor guard Henry Dugat drove into the lane and hit an off-balance shot between two defenders with 1:33 remaining. Nikola Koprivica hit a free throw for the Cougars before Taylor Rochestie stole the ball from Dugat.

Rochestie missed on a drive to the basket and Aron Baynes missed a tip. Tweety Carter rebounded and drew a foul before hitting both free throws to give the Bears a 57-52 lead with 18.4 seconds remaining.

Jerrells hit Baylor's final free throw with 10.7 seconds to play.

"The difference was we hit our free throws and they missed their free throws," Drew said. "I thought our guys made a huge statement on the defensive end."

The Bears limited the Cougars to 37.8 percent shooting and finished with a 30-26 edge in rebounding. Baynes and Daven Harmeling led the Cougars with 14 points apiece.

Dugat and Carter each hit 12 points for the Bears, while senior Kevin Rogers missed all six field goals and went scoreless for the first time since his freshman year. Playing 16 minutes, center Josh Lomers finished with five points and three rebounds.

Trying to adjust to Washington State's deliberate style of play, the Bears didn't score until Dugat hit two free throws with 15:40 remaining in the first half to tie the game.

Dunn came off the bench to bury a trey for Baylor's first field goal with 15:40 remaining.

After playing sparingly this season, Lomers scored inside before Quincy Acy got loose for a breakaway dunk to give the Bears a 9-6 lead with 12:06 left in the first half.

Dunn buried two more treys to give the Bears a 15-11 lead before Washington State came back to take an 18-17 lead on Koprivica's two free throws with 4:12 left in the half.

Tied at 20, the Bears closed the first half with a 9-2 run to open up a 29-22 lead.

Carter started the streak by driving for a basket, drawing a foul and hitting the free throw to complete a three-point play. Carter drove inside again for another basket.

Jerrells finished off Baylor's first-half scoring by hitting a pair of free throws before driving for a basket with five seconds remaining.

The Bears took their biggest lead of the game at 31-22 when Dugat opened the second half with a steal and slam dunk.

The Bears will play their next seven games at the Ferrell Center beginning at 2 p.m. Saturday against Prairie View A&M.

Baylor Bears receiver starts practice with hoops team

By Tribune-Herald staff report, *Waco Tribune-Herald*
Thursday, Dec. 11, 2008

Baylor freshman wide receiver Kendall Wright has joined the men's basketball team.

The two-sport athlete is expected to suit up for his first game when the Bears host Prairie View A&M at 2 p.m. Saturday at the Ferrell Center. As in football, the 6-0 guard will wear No. 1 on his uniform.

"Kendall lost five pounds in a couple of days," Baylor coach Scott Drew said. "He's getting into basketball shape. One thing for certain is that he can really defend the ball. We'll spend the next week introducing him to the offense."

Wright was named East Texas player of the year as a senior at Pittsburg High School after averaging 24.5 points, six rebounds, five assists and five steals per game. One of the reasons he came to Baylor on a football scholarship was because the coaches also agreed to let him play basketball.

Baylor men No. 24 in Coaches Poll

By Tribune-Herald staff report, *Waco Tribune-Herald*
Tuesday, Dec. 16, 2008

The Baylor men's basketball team broke into the USA Today/ESPN coaches poll at No. 24 Monday for the first time in the Scott Drew era.

Meanwhile, the Bears (8-1) moved up a spot to No. 21 in the Associated Press poll. It marked the third straight week that the Bears have been ranked in the Associated Press Top 25.

The Bears will host Texas-Arlington at 8:30 p.m. Saturday at the Ferrell Center.

Baylor's Jerrells on Naismith watch list

By Tribune-Herald staff report, *Waco Tribune-Herald*
Friday, Dec. 19, 2008

Baylor senior guard Curtis Jerrells is among 50 players on the Naismith Trophy preseason watch list for the nation's best college basketball player.

Jerrells joined four other Big 12 players on the watch list, including Oklahoma forward Blake Griffin, Texas guard A.J. Abrams, Texas forward Damion James and Kansas guard Sherron Collins.

Jerrells, a first-team all-Big 12 pick last year, ranks second on the squad with a 15.9 scoring average while collecting nearly six assists per game.

Center Diene nears end of Baylor journey with graduation today

By John Werner, *Waco Tribune-Herald*
Saturday, Dec. 20, 2008

Many memories will flood through Mamadou Diene's head when he walks across the stage to receive his Baylor degree at today's graduation ceremonies.

He'll think about how far he's come since leaving his native Senegal nearly four years ago.

He'll think about all the friends he's made at Baylor, and the great opportunity that college basketball gave him.

But mostly he'll remember his deceased parents, Demba and Aida, and how much they would have enjoyed this moment.

"My parents sacrificed a lot for me to go to school," Diene said. "Getting my degree is a way I can honor their memory. I never doubted that I would make it."

Diene's parents never got to see him play at Baylor. His mother, Aida, died in 1999 after a long illness, and his father, Demba, died four years later due to heart problems.

Such tragedy would have shattered some young people. But the 7-foot-1 center has shown uncommon resiliency and a generosity of spirit. There isn't a more popular athlete on Baylor's campus, and there's no one who has overcome bigger odds to get his college degree in speech communication.

"Mamadou has come from the least, but he'd be the first person to give you his shirt or shoes," Baylor coach Scott Drew said. "He's a guy everybody wants to see do well. This will be a great day for Mamadou. He's already been out numerous times in the Ferrell Center to see where he's going to get his degree."

Diene is special to Drew because he was his first recruit at Baylor after he arrived in August 2003. Drew had a history of recruiting international players at Valparaiso, and had brought in Senegalese player Moussa Mbaye before he began recruiting Diene.

When Drew accepted the Baylor job, Diene followed him and signed a national letter of intent in November 2003. Diene knew very little about the problems in the basketball program that preceded Drew at Baylor.

"I didn't know anything about Baylor," Diene said. "The only thing I knew about Waco was that it was in Texas."

Diene's last years in his hometown in Yeumbeul, Senegal, had been rough. After the death of both parents, he moved into a house with oldest sister, Coumba.

"It was tough when I was young," Diene said. "But my parents raised me to never give up. My mother did everything she could, and it was important to her that I got an education. I've got three older sisters. I was the first to go to high school."

While Diene grew up playing soccer, he didn't start playing basketball until he was 14. Though Jean de la Fontaine High School didn't field a basketball team, he developed his skills at the Babacar Sy Basketball School in the only indoor gym in Senegal.

Diene played for the under-20 Senegalese national team in the summer of 2004, and participated in the Basketball Without Borders showcase for Africa's top 100 NBA prospects later that year.

"I started playing basketball on the playground," Diene said. "I'd go to the library, and the basketball court was next to it. After I lived with my sister for a while, I started living with my basketball coach, Babacar Sy."

After graduating from high school with a 3.9 grade-point average, Diene expected to begin playing at Baylor in the fall of 2004. But he came down with malaria, and wasn't able to enroll at Baylor until the following January.

"Back home, malaria isn't a big deal like some people think it is," Diene said. "People get it every summer, basically. I wasn't practicing and I was out of shape when I got here. I lost 10 or 15 pounds and came here at 197 pounds."

Diene spoke three languages, English, French, and his native Wolof, but taking college classes in English proved to be a challenge during his first semester. However, he learned quickly enough to earn the best grade-point average on the team.

When he hit the court for the first time, he learned that it was going to be much more physical than he imagined.

"During our first practice, Tim Bush pushed me out of bounds and said, 'Go hit the weights,'" Diene said. "I started lifting weights and eating. My body wasn't used to weightlifting, and I got very sore. But I liked the food better here than back home. I began eating pizza and steaks."

Diene began popping up everywhere around campus. Easy to spot with his 7-foot frame, he became a regular at Baylor baseball, football and volleyball games, and whatever other sport that didn't conflict with basketball.

During the 2006 baseball season, Diene threw out the first pitch before Baylor played Dallas Baptist. Wearing a uniform that he barely squeezed into, he made a sidearm pitch to the catcher.

"I didn't even know Mamadou knew anything about baseball, but then he throws out the first pitch," Baylor guard Henry Dugat said. "But he's always there supporting Baylor sports. He's a great guy to have in the locker room because he's always got a smile on his face and is laughing and joking."

"There isn't a more passionate Baylor fan," Drew said. "Players from other Baylor sports come to our games because Mamadou cheers them on at their games."

'Mayor' of Baylor

Drew began calling Diene "The Mayor" because he was omnipresent around campus. Drew never had to twist Diene's arm to convince him to go to schools and hospitals around Waco to talk to kids.

Back home in Senegal, people were always there to help out each other. For Diene, reaching out to the community seems natural. Last May, Diene became the first men's basketball player to be named Big 12 sportsperson of the year.

"Back home in Senegal, we live closely and help one another, and I think that's why I'm so helpful and open to other people," Diene said. "I love visiting hospitals and young children at schools. They are always happy to see us, and it helps put a smile on their face. I really enjoy that."

Diene hasn't forgotten his sisters back home. When he has extra money, he sends it back to Senegal.

Defensive prowess

Diene has been a defensive force for the Bears since he first stepped on the court in 2006. Playing an abbreviated 17-game schedule due to NCAA probation, Diene made the all-Big 12 freshman team, averaging 3.2 points, 5.8 rebounds and a league-high 2.24 blocks.

For his career, Diene has averaged 3.7 points, 4.4 rebounds and 1.6 blocks in 77 games despite battling injuries. Now 255 pounds, Diene can hold his own inside against physical Big 12 centers.

Nobody was happier than Diene when the Bears made the NCAA tournament last year after helping rebuild the program from scratch.

"Mamadou has given us credibility because we haven't had a lot of big players," Drew said. "Injuries have slowed Mamadou's progression, but he's a guy we can count on. Defensively, he's been in the right places to alter shots and to help other guys out when they get beaten off the bounce."

Diene plans to take graduate courses in sports management during the spring semester, and hopes to play pro basketball after he finishes at Baylor. He's been an inspiration to his teammates.

"It takes a lot of character and a great person to do what Mamadou's done," Baylor forward Kevin Rogers said. "He came from a different country to take a chance to play ball and do what he loves to do. If there's anybody I look up to, it's him."

Though he misses his sisters back home, Diene would like to stay in the United States. Baylor gave him an opportunity, and he'll never forget it.

"I love this country," Diene said.

Jerrells, Baylor Bears hold off Hartford, 74-59 in Waco

By John Werner, *Waco Tribune-Herald*
Tuesday, Dec. 23, 2008

WACO - If Curtis Jerrells hadn't pulled off a triple-double, it might have been a blue Christmas for Baylor.

Jerrells collected 17 points, 11 rebounds and 10 assists to lead the No. 21 Bears to a 74-59 win over a stubborn Hartford club before 5,219 fans Monday night at the Ferrell Center. Behind Curtis Jerrells' triple-double, BU dusted the Hartford Hawks, 74-59.

It was Baylor's first triple-double since Brian Skinner collected 24 points, 14 rebounds and 10 blocked shots against Eastern Washington in 1997. Jerrells recorded just the fourth triple-double in Baylor history and the ninth in Big 12 history.

"Curtis has always been a great player and the sky is the limit for him," Hartford guard Jaret von Rosenberg said. "We played against each other a bunch of times in AAU ball. At 6-2 and 200 pounds, it's tough to match up against his size, strength and speed."

With 40 to 50 family members and friends in the arena, it was also a big night for von Rosenberg. The Waco native moved away from Central Texas after second grade and graduated from Sharyland High School in Mission, Tex. He finished the night with 19 points and nine assists.

"This was one I circled on my calendar," von Rosenberg said.

The Hawks (4-8) were in position for the upset until the Bears (10-1) went on an 11-1 run to end the game. Baylor senior guard Henry Dugat scored seven points in the final minutes to finish with 16 and become the 21st player in school history to join the 1,000-point club.

"Hartford played a very different style that's going to help us when we play teams like Colorado," Baylor coach Scott Drew said. "They went backdoor a lot. But our defense picked up at the end, and we did what we needed to do to win the game."

The Hawks knew they couldn't get into a running game with the Bears, so they slowed down the pace and used a lot of ball movement to work for shots. Every time the Bears pulled out to a double-digit lead, the Hawks made key shots to make it a close game.

After the Bears opened up a 45-32 lead with 15:20 left in the game, the Hawks buried four treys to cut the lead to 54-51 with 9:15 remaining.

The Bears stretched their lead to 63-53 after Jerrells scored on a pair drives, but the Hawks trimmed it back to five on one possession. Michael Turner buried a trey before Tweety Carter was called for a foul under the basket against von Rosenberg. He hit both free throws to cut Baylor's lead to 63-58 with 4:27 remaining.

"If we had played a game in the 90s, their talent would have taken over," Hartford coach Dan Leibovitz said. "For the most part, the tempo was where we wanted it. But Baylor applied a lot of on-ball pressure the whole game and wore us down. They made a run at the right time and we didn't have anything left."

Dugat started Baylor's closing run with a jumper and then hit a pair of free throws on two straight possessions. After von Rosenberg was called for traveling, Jerrells knocked down a pair of free throws to give the Bears a 71-58 lead with 1:26 remaining.

Jerrells completed his triple-double by passing the ball to Kevin Rogers for a basket on a fast break with 42.6 seconds remaining. Rogers needs just one point to join Baylor's 1,000-point club.

"Someone reminded me that I was close to a triple-double," Jerrells said. "I made sure I got the ball to Kevin."

Jerrells tied his career high with 10 assists and recorded a personal best with 11 rebounds. With LaceDarius Dunn and Carter both scoring 14 points, the Bears shot 51.2 percent overall.

"Any time you face a slow- down team like Hartford, it's tough," Rogers said. "With the leadership and the veterans we have on the team, we were able to come through with a victory."

Baylor men's basketball upends Portland State, 79-66

By John Werner, *Waco Tribune-Herald*
Tuesday, Dec. 30, 2008

WACO - A dozen alarms went off for Baylor when Portland State stunned then-No. 7 Gonzaga last week.

"Once we saw that Gonzaga score, they had all our players' full attention," Baylor coach Scott Drew said.

Delivering one of their most complete performances of the season, the No. 19 Bears made sure they weren't Portland State's next victim as they rolled to a 79-66 win before 5,544 fans Monday night at the Ferrell Center.

The Baylor Bears slapped down a hot Portland State team last night.

With LaceDarius Dunn scoring 22 points and Kevin Rogers and Curtis Jerrells adding 16 apiece, the Bears (11-1) hit the Vikings (10-4) from every angle. Rogers joined Jerrells and Henry Dugat in Baylor's career 1,000-point club.

The Bears opened up a 26-point lead midway through the second half, dashing any chance of a Portland State comeback. The Vikings looked nothing like the team that knocked off Gonzaga, 77-70, last Tuesday in Spokane, Wash.

"Baylor is much longer and athletic than Gonzaga," Portland State coach Ken Bone said. "They exposed every area that you can inside, outside and with their quickness. Their guards are very difficult to stop. There's a reason they're ranked that high nationally."

The Bears were on fire as they shot 50.9 percent overall and nailed seven of 16 treys, including four of five by Dunn. But they also played inspired defense as they held Portland State guard Jeremiah Dominguez to two points on one of nine shooting after he hit seven treys in a 25-point explosion against Gonzaga.

"Our coaches put an emphasis on stopping him (Dominguez) and we respected him," Jerrells said. "He's little, but he's got a lot of talent. We were well prepared and did a good job of getting stops."

With the 5-foot-6 Dominguez unable to get open looks, the Vikings had trouble getting into a consistent offensive flow. Dominic Waters scored 18 points and Phil Nelson hit 16, but it wasn't nearly enough to offset Baylor's balanced scoring.

"With Jeremiah not being able to get open, it hurt the whole team because we feed off him," Bone said. "We set some good screens for him against Gonzaga. But every time he tried to come off a screen against Baylor, another guy stepped in front of him."

"When we saw that Dominguez hit seven threes against Gonzaga, it took our attention to another level," Drew said. "We had multiple guys guard him, and made every shot a tough one."

The Vikings stayed close until the Bears went on a 19-7 run to close the first half to open up a 43-29 lead.

Freshman Quincy Acy started the surge by getting inside for a basket, drawing a foul and hitting a free throw to complete a three-point play. Tweety Carter then stole the ball and broke away for a layup before Dunn buried a pair of treys to complete an 11-0 run that gave the Bears a 35-22 lead.

In the final minutes of the half, Carter drove for a basket, drew a foul and hit the free throw for a three-point play. Carter rebounded and scored before finishing off the half with a trey with two seconds remaining.

"We hadn't played as well the last couple of times, but we were more focused and energized tonight," Drew said. "Our guys had some great highlights tonight. Everything we do this year starts at the defensive end."

The Bears stayed hot in the second half as they opened with a 12-2 run highlighted by a pair of alley-oop dunks by Rogers. On the second one, Rogers grabbed a high pass from Carter and slammed it home with his left hand in one motion.

"If you put the ball anywhere near me, I'm going to get it," Rogers said.

Baylor will return to action against Jackson State at 4 p.m. Wednesday before facing South Carolina at 4:30 p.m. Friday at the Ferrell Center.

Tunes changed for once-underdog Baylor Bears

By Stephen Hawkins, AP Sports Writer
Friday, Jan. 9, 2009

Baylor coach Scott Drew still prefers the inspiration he gets from hearing the "Rocky" theme. Except such motivational tactics are no longer needed for his team.

The No. 23 Bears aren't considered underdogs anymore.

"The only bad thing is guys play the music they like," Drew said, with a laugh. "We might have to go back to that in the future. But when you get a more experienced group, you let them have more liberty and freedom."

These Bears (12-2), who open Big 12 play Saturday at home against Texas Tech, have earned that.

While Baylor goes into conference play with the same record as last season, so much feels different this time. Their success has been expected, and the Bears are prepared to handle what comes next.

"The mental approach is completely different this year. We really, really expect to win," said Kevin Rogers, one of four senior starters.

"When we go into arenas now for big games, I don't think we're as much in awe. We have more of a confidence to us," Drew said. "We walk in with a different aura, and that's a good thing."

Initially, the Bears were able to build off their non-conference success last year, shooting to the top of the Big 12 standings after winning their first four conference games. And they earned their first national ranking in 39 years.

"At that point, that was new territory for us and a lot of people were patting us on the back telling us what a great job we were doing," Drew said.

But the Bears then struggled through a 1-6 stretch before finishing strong to earn their first NCAA tournament berth in 20 years.

"We are more prepared for the ups and downs of the Big 12 season. I don't think we'll get as high, and don't think we'll get as low," Drew said. "All that experience."

Baylor's only losses this season are to No. 4 Wake Forest in the 76 Classic championship game in California on Thanksgiving weekend, and an 85-84 home loss last weekend to South Carolina to end the non-conference schedule with their third game in five days.

"I'd rather for us to lose that game and see the flaws we have in our defense, instead of coming out maybe with a one-point victory and thinking that's the right way," Rogers said. "It was a big eye-opener and definitely will help us down the road."

Drew saw a renewed determination from his team in practice this week after the Bears allowed 80 points for only the second time this season - both of their losses.

Scoring certainly isn't a problem for Baylor, third in the league at 83.5 points a game and just ahead of Texas Tech (83.2).

"This is not really the first place I wanted to go to open up," Red Raiders coach Pat Knight said. "You can't ask for a tougher opponent. ... Everything I've watched, nobody's been able to contain them."

Knight made his head coaching debut for the Red Raiders (10-5) about 11 months ago in Waco, his first game coming two days after the sudden midseason resignation of his father, Bob Knight.

Texas Tech lost the first game for the younger Knight, who was suddenly asking players to do different things. But the Red Raiders have adjusted and are averaging 14 points more a game this season in what Knight refers to as his "speed and screen" offense.

"We play at a good pace," Knight said. "I really like the offense. We're playing faster, and then when things are going well, we are able to slow it down and get into a screening game."

Baylor has been in the AP poll for six consecutive weeks - one more week than the Bears had been ranked combined ever before.

The Bears' revival comes in the wake of the much-told sordid tale from six summers ago involving the murder of a player by a former teammate and despicable acts by former coach Dave Bliss. Carlton Dotson is serving a 35-year prison term after confessing to the murder of Patrick Dennehy.

Now Baylor is one of three Top 25 teams from the Big 12, joining No. 6 Oklahoma and No. 7 Texas.

"A couple of years ago nobody expected us to do anything," said leading scorer Curtis Jerrells (16.7 ppg), and one of five Bears averaging in double figures. "It's a lot different now. We don't get nervous, we don't get frustrated. ... Now we've showed that we can play, and we want to prove it wasn't just an accident."

Big 12 wars up the ante for Baylor

By John Werner, *Waco Tribune-Herald*
Saturday, Jan. 10, 2009

During most of its Big 12 tenure, Baylor was the little guy trying to find a way to escape the bottom tier.

Now, the Bears are one of the hunted with a number attached to their name. For the first time in 13 Big 12 seasons, the Bears will open league play ranked in the Top 25 when they host Texas Tech at 12:45 p.m. today at the Ferrell Center.

Red Raiders coach Pat Knight doesn't relish kicking off league play against the No. 23 Bears.

"You can't ask for a tougher opponent," said Knight, whose team is 10-5. "They were the team I picked as the favorite early because of all the guys they had coming back. This isn't the first place I'd want to open up. But it would be tough any place you play in the league."

The Bears broke a 20-year NCAA Tournament drought last year when they finished 21-11 overall and 9-7 in the Big 12. They sealed their invitation to the Big Dance with an 86-73 win over the Red Raiders in the regular-season finale in Lubbock when LaceDarius Dunn

erupted for 38 points. Baylor coach Scott Drew believes his team will be more prepared for the rigors of the Big 12 after their success last season. He hopes this Big 12 season won't be such a roller coaster.

After winning their first four Big 12 games - including an historic 116-110 five-overtime win at Texas A&M - the Bears cracked the Top 25 for the first time in 39 years. But they lost five of their next six Big 12 games before winning four of their last five regular-season games.

"I don't think we'll get as high or low as last year," Drew said. "When we started off so well, a lot of people were patting us on the back and telling us what a good job we were doing. This year, I think we'll be more prepared for the ups and downs. That's the great thing about experience."

Like last season, the Bears are 12-2 heading into Big 12 play. But Drew believes the Bears have played a tougher schedule that has included wins over No. 20 Arizona State, Providence, Washington State and Portland State. Their only two losses have come against No. 4 Wake Forest and South Carolina.

"We'll be confident coming into Big 12 play because we know what we can do and what it takes to win," Baylor senior guard Curtis Jerrells said. "I think we earned a lot of respect from teams, and we know we're going to get their A game. Everybody is going to want to beat us, but we'll be ready."

The Bears have spent the last week focusing on rebounding and defense following an 85-84 loss to the Gamecocks on Jan. 2 at the Ferrell Center. Baylor had shown a lot of defensive improvement before South Carolina shot 54 percent, the best against the Bears this season.

South Carolina guard Devan Downey repeatedly penetrated into the lane against the Bears for baskets.

"We had a lapse in the South Carolina game, and our players are aware of that," Drew said. "We know we've got to do better defensively, and we've got to keep doing a better job on the boards. We play a smaller lineup, so rebounding is tough at times. But we've seen improvement."

Today's game could be an offensive shootout since the Bears are averaging 83.5 points and the Red Raiders are averaging 83.2. Both teams feature up-tempo offenses that spread the wealth.

Jerrells leads the Bears with a 16.7-point average, while Dunn is averaging 15.9, Henry Dugat 13.8, Kevin Rogers 12.1 and Tweety Carter 11.2. Guard John Roberson leads the Red Raiders with a 14.9 average, while guard Alan Voskuil is hitting 14.5, forward Mike Singletary 11.0 and guard Nick Okorie 10.5.

But Knight hasn't been pleased with Tech's defense, which ranks last in the league by allowing 78 points per game.

"I really like the way our offense is playing because we move at a good pace and can score in a variety of ways," Knight said. "But our defense obviously needs to improve. We've only played defense well for both halves in a game against SFA. Baylor is going to be tough because they've got good guards who can create a lot of problems. They can drive or kick it outside for 3-pointers. You can't overlook their big guys, either."

Ironically, Knight's first game as Texas Tech's head coach was an 80-74 loss to the Bears last February at the Ferrell Center after his father, Bob Knight, announced his sudden retirement. He knows it's going to be even harder to beat a more experienced Baylor team this season.

Well-Dunn: Baylor sophomore's surge puts away Tech

By Chuck Carlton, *The Dallas Morning News*
Sunday, Jan. 11, 2009

WACO - A puzzled look crossed LaceDarius Dunn's face as he sat on his rear end midway through the second half, pretty much mirroring the moment for the entire Baylor team.

A year ago, the Bears might or might not have possessed the poise to weather a similar challenge in a tight game, even at the Ferrell Center.

On Saturday, Dunn picked himself up after his shot was deflected out of bounds and no foul was called. Then he showed a new part of his game in helping No. 23 Baylor overcome gritty Texas Tech, 73-61, in the teams' Big 12 opener.

Dunn, a 6-4 sophomore who has carved a reputation as a scary if streaky 3-point shooter, split two defenders on a baseline drive for a 50-45 Baylor lead.

And 33 seconds after giving the Tech defenders something else to ponder, he completed a personal 11-point outburst with another 3-pointer. Henry Dugat followed with a jumper for a 10-point lead, and Tech was never closer than five the remainder of the game.

The offensive display was no surprise for Tech. Dunn had burned the Red Raiders for 38 points last season.

The drive was something new, at the behest of coach Scott Drew.

"Coach always tells me that everybody is going to cover the 3-point shot, so I had to add something to my game," Dunn said. "I just worked on it all summer. It's been good to me."



Tech coach Pat Knight had considered defensively targeting Dunn or another of the Baylor guards. He decided against it, saying Baylor had three or four "lethal guys." Attack one and the others will make you pay, he decided.

Dunn, who finished with a game-high 20 points, wasn't the only one dealing with hard knocks. Senior Kevin Rogers survived double-teams, three early turnovers and a cut over his left eyebrow that required a butterfly stitch to finish with 14 points and 14 rebounds. None was bigger than a rebound off a Tweety Carter miss and a putback for a seven-point lead with 4:12 remaining.

"Experience definitely helps," Drew said. "You don't get rattled as easy ... when you have already been through adversity."

Drew had joked earlier in the week that he misses the theme from Rocky, which used to be a staple at home games. The message: Baylor (13-2) still needs an underdog mentality, even if it has been ranked for a school-record six straight weeks.

"When we go into games, we won't sneak up on people," Drew said. "I think people will be excited to play us and I think we are going to get their best game, so we have to be ready." Tech (10-6) gave its best effort, dictating the tempo.

As much as Knight likes to push the ball, he changed the team's approach for Baylor as a concession.

"They are better than us at it, so we didn't need to get in a running game," Knight said. After shooting 42.9 percent in the first half, Baylor solved Tech's defense, connecting on 51.9 percent of its field goal attempts after halftime.

"I told our kids after the game we are 1-0 on effort but 0-1 with the loss," said Knight, whose team committed 23 turnovers. "Baylor is just too good to have lapses like that."

Hot-shooting Dunn powers Baylor to victory over Texas Tech

By Dwain Price, Fort Worth Star-Telegram
Sunday, Jan. 11, 2009

WACO - After a blistering shooting performance by Baylor's LaceDarius Dunn during a key stretch of Saturday's Big 12 opener for both teams, Texas Tech coach Pat Knight could do nothing but tip his cap to the Bears' sharpshooter. One minute Tech was nursing

a 44-42 lead, and a little over three minutes later, Dunn personally outscored the Red Raiders 11-1 with a flurry of shots that helped Baylor pull away for a 73-61 triumph before 8,032 at the Ferrell Center.

Dunn drilled three 3-pointers in the decisive run and also added a short jumper while finishing with a game-high 20 points.

"He is just good," Knight said. "We were deciding before the game if we should stick on somebody or not, but the problem with them is they have three or four lethal guys. If you stay on [Dunn], one of those other guys are going to get hot."

On Saturday, Knight chose to stay on the other Bears. And Dunn got hot.

No. 23 Baylor is now 13-2 overall, while Tech dropped to 10-6. The Bears completed a seven-game home stand with an impressive 6-1 record.

Following Dunn's torrid shooting spree, baskets by Alan Voskuil and D'wain Roberts got the Raiders within 60-55 with 4:42 left. But Kevin Rogers scored inside, Curtis Jerrells negotiated a nifty spin move in the lane, then drew a charge from Mike Singletary, and Tweety Carter executed an alley-oop pass that Rogers converted into a dunk for a 66-55 Baylor lead.

"[The Raiders] were ready to play from the tip and I felt that our upperclassmen did a good job rallying us and making sure that we got back into the game plan," Bears coach Scott Drew said. "In the first half [Tech] did a great job keeping us off-balance, and in the second half we were able to get on the break a little bit more."

Rogers had 14 points and 14 rebounds for Baylor, Jerrells scored 13 and Carter added 11. Voskuil led Tech with 14 points. Baylor, which led 33-29 at intermission, shot 47.3 percent from the field.

"We came out sluggish and Texas Tech just got ahead," said Dunn, who made 5-of-12 treys. "We knew we had to pick it up on the defensive end."

And on the offensive end, it was all Dunn all the time.

"That is the one thing that is good about this team," Jerrells said. "We know that when one person gets hot we do a good job of trying to get him the ball."

Bears have manager who made NBA grade

By Dwain Price, Fort Worth Star-Telegram
Thursday, Jan. 15, 2009

The last time David Wesley was a student at Baylor, carrying a cellphone wasn't the norm and iPods, PlayStations and Nintendo Wiis didn't exist.

That was 1992. Sixteen years later and after a solid NBA career came to an end, Wesley has returned to Baylor to handle some unfinished business.

He's finally getting his degree in physical education.

When Wesley left Baylor in 1992 to pursue his NBA dream, he promised himself that he would one day come back and complete the final 33 hours to earn his degree. Now, he's only 17 hours from reaching that goal.

"I took 16 hours last semester, so I'll get my degree on May 16," Wesley said. "I'm not wasting any time."

In addition to his duties in the classroom, Wesley works as a student manager for the Baylor basketball team in his spare time. That job description certainly doesn't resemble Wesley's old NBA lifestyle, which included flying on private team jets, riding in limousines and staying in posh hotels during his 14-year career.

"Some of the [Baylor] players asked me, what do you actually do and what are you supposed to be doing," said Wesley, referring to his role on the team. "And I told them, 'What do you want me to do? You want me to rebound for you? I'll go get you something to drink, grab towels or I'll go eat with you guys. Whatever they want me to do.'"

NCAA rules prevent Wesley from helping Baylor coach Scott Drew instruct the team. But he can offer the players encouragement, shag balls and talk about his life experiences.

For the average person with some NBA pedigree, that could be a challenge. But for the humble and soft-spoken Wesley, who last played in the league in the 2006-07 season, he's never had a problem checking his ego at the door.

"When David was in the NBA he was always known as a great teammate and a great team guy," Drew said. "And just like in the NBA, around here everybody loves him."

"He always has a smile on his face. And practice is always better once he walks into the gym with his attitude."

Baylor players like the fact that Wesley, who averaged 12.5 points per game for five NBA franchises, doesn't act like he's the big man on campus.

"He's a real down-to-earth guy, so he's easy to get along with and he makes it easy to talk to him," guard Henry Dugat said. "He's actually like one of us."

"I knew who he was when I first saw him, but I was surprised he was here."

Wesley, 38, discovered during fall registration that blending with Generation X classmates can be a challenge.

"I went to see my academic adviser and there were some young athletes and there was some [laughter]," Wesley said. "You're used to it, but what they were talking about and how they were talking kind of started preparing me [for what I was in for]."

Needless to say, it took some getting used to.

"Walking around on campus my first day of class, people were walking up to me saying, 'Are you teaching this class?' said Wesley, who averaged 17 points for Baylor from 1989-92. "It's like I could, but no, I'm not."

Wesley lives in an apartment 10 minutes from the campus and is content with trying to be as normal as possible.

"I don't think of myself always as an NBA player, and I don't think of myself as a celebrity on campus," said Wesley, who said he has signed about 40 autographs since returning to Baylor. "As long as people treat me like regular people, I'm regular people."

Baylor point guard Curtis Jerrells couldn't be happier with the situation.

"It's very inspirational seeing him, because he brings a lot of knowledge about the game," Jerrells said. "Knowing that he's going to be around all year kind of got us excited."

After Wesley earns his degree he would like to coach, but he does have one regret: Not earning his degree during his first stint at Baylor.

"It's hard to blend in and it's hard to kind of get back in the flow of things," Wesley said. "But one thing about going away and being in the real world is you learn so much stuff that 19-, 20-year-olds don't know."

"It's a little different with cellphones and laptops in the classroom. But I've adjusted and I had a lot of fun my first semester."

Former NBA player Wesley back at Baylor, sharing life lessons

By John Werner, *Waco Tribune-Herald*
Saturday, Jan. 17, 2009

With his NBA days behind him, David Wesley stands quietly at the end of Baylor's bench on crutches after a recent knee surgery.

He's a 38-year-old student trying to complete his Baylor degree in physical education in May. He wants to coach college basketball following graduation, but for now he's serving as a manager for the Bears.

The Baylor players love to hear about his experiences and soak in his wisdom.

"Since I've played in the NBA, I've got their ear," Wesley said. "I can tell them things from a little different perspective."

Though Wesley isn't allowed to coach the Baylor players under NCAA rules, coach Scott Drew is glad to have him around the team. He's an example to the players of what can be done through perseverance.

Nobody thought he'd enjoy a 14-year NBA career and score 11,842 points. Wesley and Basketball Hall of Fame center Moses Malone are the only two undrafted players in NBA history to top the 11,000-point plateau.

"Our players get a chance to pick David's brain and find out what he did to be successful," Drew said. "They also see how hard he's studying to get his degree, and that sends a positive message."

When Wesley looks around the Baylor campus, he can't believe how things have changed since he was the Southwest Conference player of the year in 1992. The Ferrell Center was only a year old when he transferred to Baylor from Temple College in 1989.

There was no Baylor Ballpark, no Gettman Stadium, no Baylor Tennis Center. The Lt. Jack Whetsel Jr. Practice Facility that's connected to the Ferrell Center wasn't even a thought.

"I've been in all the NBA arenas, and this is top-notch stuff here," Wesley said. "The campus has grown so much since I was here. We didn't even have cell phones, and computers were just starting to come around."

Since re-enrolling at Baylor last fall, Wesley has had to juggle his life to finish the final 33 hours of his degree. His home is in Houston where he lives with his wife, Shannon, and their three young children. He lives in Waco during the week.

"I've learned a lot about time management," Wesley said. "My focus is on getting my degree, and I've been fortunate that Coach Drew is flexible with my schedule."

Wesley was a star guard at Longview High School and is a member of the Texas High School Basketball Hall of Fame. But he was largely overlooked by recruiters and played a season at Temple College before transferring to Baylor as a sophomore.

With a deadly outside shot and the strength to drive inside, Wesley quickly became Baylor's top offensive threat, averaging 17 points and 4.4 assists in three seasons. As a sophomore in 1990, he scored 23 points to lead the Bears to an 82-77 upset of No. 3 Arkansas for one of the biggest wins in school history.

Wesley finished his career with eight 30-point games, the second-most in school history behind Vinnie Johnson's 12. As a senior, he averaged 20.9 points to earn SWC player of the year.

Uphill climb

But the 6-1 guard went undrafted by the NBA and was cut by the Houston Rockets after he tried out as a free agent during exhibition season. However, he gained confidence from that short stint with the Rockets.

"From playing those exhibition games with the Rockets, I was confident that I could play in the NBA," Wesley said. "I decided I needed to go to the CBA (Continental Basketball Association) to learn more about playing point guard and to get more exposure. By playing in the CBA, I progressed a lot more than I would have if I had sat on the bench for an NBA team."

After averaging 17.2 points for the Wichita Falls Texans in 1992-93, Wesley signed a one-year contract with the New Jersey Nets in the summer of 1993. Wesley averaged just 3.1 points per game during his rookie year with the Nets, but learned a lot by going against starting point guard Kenny Anderson in practice.

The Nets didn't renew his contract, but he caught on with the Boston Celtics. Wesley knew he had to prove himself every day, and never took for granted that he'd have a long NBA career.

"I signed a three-year contract with the Celtics," Wesley said. "I thought that with one year with the Nets and three with the Celtics, I could make a million dollars. All I could say was, 'Whoa!'"

By his second year with the Celtics, Wesley was averaging 12.3 points per game and shooting 42.6 percent from 3-point range. During his third season with the Celtics, he ranked seventh in the NBA with an average of 40.4 minutes per game while averaging 16.8 points.

Wesley signed with the Charlotte Hornets in 1997 where he played the bulk of his career. He averaged at least 13 points for the next eight years, and developed into one of the best long-range shooting threats in the NBA.

Tragedy struck during his third season with the Hornets. Wesley and Hornets teammate Bobby Phills were both speeding in their cars in Charlotte on Jan. 12, 2000. Phills crashed and died instantly. Wesley, who saw the crash from his rearview mirror, was given a 30-day suspended sentence for reckless driving, but was acquitted of racing with Phills.

Following his friend's death, the normally steady Wesley went through some ups and downs on the basketball court. But Hornets coach Paul Silas nixed a deal that would have sent Wesley to the San Antonio Spurs for guard Avery Johnson.

"I fought against it because I thought it was the exact wrong thing to do, for his (Wesley's) sake and for ours," Silas said later. "We all needed to heal together, and he needed us, we needed him."

Always working hard

After averaging 13.6 points in 1999-2000, Wesley rebounded with the most explosive season of his career the following year, when he averaged 17.2 points. Even after he had established himself in the NBA, Wesley always worked diligently to improve his skills.

"I knew how I got to the NBA, and I knew there was always someone coming along who was trying to take my job," Wesley said. "Fear of not doing my best kept me going. It was always a fight. So I always worked hard."

Wesley was shipped to the Houston Rockets during the 2004-05 season, and he played there the following year before a stint with Cleveland in 2007. This undrafted free agent eventually earned more than \$32 million in the NBA.

When he was playing professionally, Wesley always kept an eye on the Bears. He watched how Drew built the basketball program from the ashes of scandal, and he's glad he can be around for the rebirth.

"It's awesome what Coach Drew and his staff have done," Wesley said. "To go to the NCAA Tournament last season was incredible. They really care about the players here, and they're definitely going in the right direction."

The Baylor players are glad to be associated with a guy they saw playing in the NBA since they were kids. He's an inspiration to all of them.

"You can learn from a guy who played in the NBA for that long," Baylor senior guard Henry Dugat said. "He's always telling us to work hard and be patient. You can believe what he says."

Baylor erases big deficit, beats Oklahoma State in overtime

By Dwain Price, *Fort Worth Star-Telegram*
Sunday, Jan. 18, 2009

WACO - In a game with so many twists and turns, Baylor ended Saturday's suspense-filled afternoon by overcoming a 17-point deficit en route to a 98-92 overtime victory over Oklahoma State.

Guard Tweety Carter scored eight of his 11 points in overtime - and also tacked on a crucial steal - as the No. 21 Bears pushed their Big 12 record to 2-1 and overall record to 14-3 before a crowd of 8,651 at the Ferrell Center.

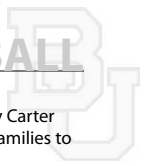
OSU, which had its Big 12-high seven-game winning streak snapped, dropped to 12-4 overall and 1-1 in conference play.

The game had many momentum changes as the Big 12's top two 3-point shooting teams went at it toe-to-toe. But none were bigger than when Carter opened the overtime session by making back-to-back 3-pointers to give Baylor an 88-83 lead.

After a drive by Carter increased the Bears' lead to 96-86, Obi Muonelo hit consecutive 3-pointers to draw OSU within 96-92.

But Curtis Jerrells finished his huge day with a pair of free throws with 28.2 seconds left, and Carter sealed the deal by stealing the inbounds pass.

"Tweety is a winner and you could tell when he shot [the two 3-pointers] they were going in," Baylor coach Scott Drew said.



"When you spend extra time working on your game it shows up."

For the first 14 minutes of the game, the Bears appeared as though they were going to be run out of their own gym.

With Dallas Lincoln product Byron Eaton (17 points, seven assists) and Muonelo (21 points) firing away, OSU built a 37-20 lead.

But the Bears kept chipping away until they chopped the deficit to 41-34 at the half. Baylor eventually took its first lead of the game (50-49) when LaceDarius Dunn made a 3-pointer less than five minutes into the second half.

"I knew they would come back," OSU coach Travis Ford said. "I told our kids at halftime that, 'I hope you didn't think you were going to come in here and win by a large margin.' They're very tough to guard. They have some of the best one-on-one players I've ever seen."

The Bears could have put the game away in the waning seconds of regulation, when they saw themselves almost lose it.

Jerrells missed two free throws and Henry Dugan also missed one in the final 51.1 seconds of regulation.

Dugan's miss left Baylor with a narrow 81-77 lead with 29.5 remaining, which quickly evaporated when Keiton Page hit a jumper followed by a 3-pointer that vaulted OSU ahead 82-81 with 10.9 seconds to go.

Jerrells, though, muscled his way to the basket, where he was fouled with 2.5 seconds, left and made one of two freebies to send the game into overtime.

John Werner: Baylor basketball goes prime time

By John Werner, *Waco Tribune-Herald*
Tuesday, Jan. 20, 2009

While flipping around for "Seinfeld" reruns or "Lost" episodes, you might have noticed another program that keeps popping up on your TV screen.

Baylor Bears basketball.

A school-record 25 of Baylor's 30 regular-season games are being televised this season, including all 16 Big 12 games. Eleven games are being shown nationally on ESPN's family of networks, including Wednesday's 8 p.m. game at Kansas State on ESPN2.

Everybody likes a great story, and that's one of the reasons the Bears are getting prime-time coverage.

When Scott Drew took his program to the NCAA Tournament last season, there was a national buzz surrounding the Bears. Major newspapers and television networks from around the country did stories on the Bears' remarkable rise from the ruins of probation to their first Big Dance invitation in 20 years.

With the bulk of Drew's team returning, expectations were high coming into this season. ESPN rode the wave and put the Bears twice on Big Monday telecasts, a premier national TV spot usually reserved for traditional powers like Kansas, Texas and Oklahoma. The Bears host Kansas on Feb. 2 and travel to Texas for a March 2 game.

The Bears' only other previous appearance on Big Monday was in 2001 when they upset No. 6 Kansas, 85-77, at the Ferrell Center.

Drew enjoying extra attention

Drew loves all the attention the Bears are getting because it leads to more attention. It's not only great exposure for the team, it's a tremendous recruiting tool when you're getting face time all over the country.

"Getting TV exposure helps you build a following, and helps create a great image of the university," Drew said. "It's a testament to our players and fans who have helped build this program to the level where it is now. Our athletic administration also deserves credit for working to get our games on TV."

The Big 12 as a whole is getting more national exposure on the ESPN family of networks this year. Big 12 basketball publicist Rob Carolla said ESPN has reserved "dedicated windows" for nationally-televised Big 12 games on Mondays, Wednesdays and Saturdays. In the past, ESPN always had Big 12 games on Big Monday, but Wednesday and Saturday slots weren't guaranteed.

In addition, the Big 12 has a regional television package, and Fox Sports has regional and national packages. The Bears can get even more national exposure when the Big 12 regional games are picked up on ESPN Full Court, a pay subscription service.

"It's very cool playing on national TV because people from different areas get to see you," Baylor guard Curtis Jerrells said. "There's probably some people who didn't know where Baylor was, but they know now."

Expanded TV exposure is great for out of state players like Baylor guards Tweety Carter and LaceDarius Dunn. They're both Louisiana natives, and it's difficult for their families to attend a lot of games at the Ferrell Center.

"You always want your family to attend your games, but it's tough when they're eight hours away," said Carter, who grew up near New Orleans in Reserve, La. "My mom was exhausted when she got off work (last Wednesday), but she got a chance to watch us play Texas A&M on TV."

Bears ready to play any time

Playing more TV games means tipping off at a lot of different times. The Bears played a Tuesday afternoon game against Centenary on Nov. 18 as part of ESPN's around the clock Tip-Off Marathon. They played a game against Arizona State that started at 11:30 p.m. CST on Nov. 28 in the 76 Classic in Anaheim, Calif.

Baylor will tip off at 14 different times this season, but the players don't mind. "It's just part of what we do," Jerrells said. "You just be at work on time and do your job."

New Baylor starter Acy isn't finished

By Dwain Price, Special Contributor to *The Dallas Morning News*
Wednesday, Jan. 21, 2009

Baylor forward Quincy Acy was on his computer Friday night when he received an important phone call.

It was Bears coach Scott Drew informing the 6-7 freshman from Mesquite Horn that in 18 hours he would be making his first collegiate start. The surprising news prompted Acy to make his own series of phone calls.

"I was excited and I was calling everybody," he said. "I didn't go to sleep early, but I really couldn't."

Who could blame him? But if Acy was suffering from a slight case of insomnia - or the jitters - when Baylor faced Oklahoma State last Saturday, it certainly didn't show.

Acy had 17 points, 12 rebounds and three blocks in 35 minutes as the Bears rallied from a 17-point deficit to beat OSU, 98-92, in overtime. Acy confirmed why Drew started him in place of Mamadou Diene.

"Quincy has been practicing well, and he played well this year coming off the bench, and we just thought we needed to start the game with a different lineup and a little different energy," Drew said.

"We definitely know he's capable of that. ... Quincy has got a ton of potential, and we expect the best from him."

Acy's promotion didn't come without some firm instruction from his coach.

"He said, 'You've got to get me a double-double,' " Acy said. "And I said, 'I've got you, Coach.'"

Acy's ability to deftly work around the basket gives the Bears another inside threat alongside South Oak Cliff product Kevin Rogers. And that's comforting news to Baylor's slew of talented guards.

"With the guards we have, we do a good job of penetrating and just finding him in there," point guard Curtis Jerrells said of Acy. "And the rest he does on his own, as far as rebounding and getting put-backs."

"But he plays hard and he plays with a lot of energy, and we expect him to come out and give a good, hard effort."

Before starting against OSU, Acy was averaging 6.1 points and 4.2 rebounds per game. He was named the Big 12 Rookie of the Week on Nov. 24 after he opened his college career by converting his first 20 field goal attempts over three-plus games - a conference record streak.

When he was recruiting Acy, Drew noticed he had a willingness to compete hard and do whatever it took to win.

"He's one of those guys that, a loose ball, he's going to get," Drew said.

And that knack for doing what it takes is one reason Drew plans to keep Acy in the starting lineup.

Dunn buries record-tying 9 3-pointers in Baylor men's romp over Kansas State

By Tribune-Herald Staff Report, *Waco Tribune-Herald*
Thursday, Jan. 22, 2009

MANHATTAN, Kan. - There's no better road warrior on the Baylor squad than LaceDarius Dunn.

Dunn tied a school record with nine 3-pointers and scored 33 points as Baylor blew past Kansas State, 83-65, Wednesday night at Bramlage Coliseum.

Dunn buried nine of 12 treys to match David Hamilton's school record against TCU in 1995. The sophomore guard broke his personal record of seven treys last season against Brown and this season against Jacksonville. Dunn's 33 points were his second most ever behind his 38-point outburst at Texas Tech last year.

With their most lopsided Big 12 road win ever, the Bears improved to 15-3 overall and 3-1 in conference heading into Saturday's game against No. 6 Oklahoma in Norman.

"LaceDarius really benefited from his teammates' passes, and he hit his shots," Baylor coach Scott Drew said in a postgame radio interview. "I felt good with our effort and energy level. It's a great win when you shoot 56 percent overall and 59 percent from 3-point range."

While Dunn was a big part of the show, he had plenty of help. Curtis Jerrells collected 18 points while Kevin Rogers and freshman Quincy Acy contributed 12 points apiece. Rogers pulled down 12 rebounds while Acy grabbed nine in his second career start.

"We ended up outrebounding them, and that was big because they're as good a rebounding team as there is in the country," Drew said. "Kansas State is a real scrappy team, but we got after it."

The Wildcats (11-7, 0-4) have had trouble scoring throughout Big 12 play, and their problems continued against the Bears as they shot just 40.6 percent overall and hit four of 15 treys. Denis Clemente led the Wildcats with 17 points while Dominique Sutton scored 12 and Darren Kent hit 11.

The Bears put on a clinic in the first half as they shot 53.6 percent to open up a 36-23 lead. Dunn buried four of five treys and scored 14 first-half points.

Baylor jumped out to a 10-2 lead as Kansas State hit one of its first eight shots.

Acy scored the game's first basket inside on a pass from Tweety Carter. Rogers followed with a jump shot before Jerrells skipped a pass to Dunn for a dunk. Jerrells drove into the lane for a basket before Acy scored on a followup slam to close the early run.

After the Wildcats cut Baylor's lead to 17-10, Jerrells nailed a pair of treys before hitting Acy inside for a layup to give the Bears a 25-14 lead.

In the closing minutes of the first half, Dunn buried three treys to give the Bears a 36-19 lead. Kansas State closed the half with baskets by Sutton and Clemente to trim Baylor's lead to 36-23.

The Bears stayed hot to open the second half as they opened up a 53-34 lead in the first six minutes. Henry Dugat opened the half with a trey before Jerrells nailed a pair of free throws. After Rogers drilled a jumper, Carter and Dunn hit consecutive treys.

Rogers hit Dunn inside for a basket before Dugat found Acy for a breakaway dunk. Though the Wildcats finally got their offense going in the second half, they never cut Baylor's lead to single digits. After Jacob Pullen hit a trey to cut Baylor's lead to 71-59, Dunn answered with his final trey with 4:14 remaining.

The Bears stretched their lead to 81-61 as Rogers hit a basket and nailed three free throws.

Bears' outside shooting makes win a Dunn deal

By Cole Manbeck, *The Capital-Journal*
Thursday, Jan. 22, 2009

MANHATTAN, Kan. - Baylor came into Wednesday night's game against Kansas State as one of the top 3-point shooting teams in the nation, averaging more than eight makes on the season.

Kansas State had no answer defensively, as the Bears shot with 13-of-22 accuracy from beyond the arc. The Bears were led by sophomore guard LaceDarius Dunn, who tied the Baylor record set by David Hamilton in 1995 for 3-point makes in a game with nine.

Baylor's LaceDarius Dunn dunks for two of his game-high 33 points Wednesday night. Dunn scored 33 points, making nine of his 12 3-point attempts, and was 11 of 14 from the field overall.

Dunn came into Wednesday night leading the Bears with 52 3-point makes and now has made at least one in 23 straight games.

"I was really surprised," Dunn said. "They kept the same defense. It just comes from the guards just finding me. Nine-for-12, I think that's great."

"They (Wildcats) were getting out there trying to contest the shot. The guards drove to the paint which gave me a lot of space to get the ball. It was just enough space for me to get the shots off."

Baylor coach Scott Drew agreed with Dunn's assessment and said Dunn has the ability to catch fire any night.

"When he gets hot, he can really light it up in a hurry," Drew said. "He's gonna shoot on every possession if he can. Our guards did a great job of driving in and finding him." Martin said some of Dunn's shots were made too easy by his defense.

"He's a good player," Martin said. "On the scouting report, he was one of the guys we knew we couldn't leave. We left him open. It's something we've got to show our guys on the tape and learn from it."

Dominique Sutton said it was a defensive problem by the team and that they wore down mentally.

"We would trap the ball and we didn't have very good rotation and he would knock down open shots," Sutton said.

Baylor implemented a 2-3 zone defense early in the first half as the Bears held K-State to just 9-of-25 shooting in the first half as they built a 36-23 halftime lead.

"That was another focal point was to try and zone those guys," Baylor center Kevin Rogers said. "We saw it was pretty effective against Oklahoma and we thought we could get some stops with it. It was definitely effective for us in the first half and we forced those guys into shots they were really not comfortable with."

Drew said he was most pleased with his team's defensive effort, as the Bears held the Wildcats to 40 percent shooting in the game.

"We haven't played a lot of zone this year," Drew said. "Maybe I should of played more of it."

K-State struggled from the 3-point line, due in large part to the zone, making only 4 of 15 attempts from beyond the arc.

"We just didn't make any shots," Martin said of the slow start. "I think there was one time we were 3-for-16 from the field and eventually it caught up to us. Baylor is going to score points — when you play them that's the one constant. You've gotta make sure you take advantage of your good opportunities and we did not do that."

Bears hit their average

Baylor's 83 points tied its season average for points. The Bears came into the game ranked sixth in the nation, averaging 83.1 points.

Baylor shot 56 percent from the floor.

Acy adds inside force to Bears' guard-oriented lineup

By John Werner, *Waco Tribune-Herald*
Tuesday, Jan. 27, 2009

Baylor forward Quincy Acy wants to someday join an exclusive club that includes Shaquille O'Neal, Darryl Dawkins and Darvin Ham.

Acy wants to throw down a dunk so hard and decisive that he'll leave the backboard in shambles.


"I want to break a backboard someday," Acy said. "But I might still be a little under the weight class there."

Acy will likely put more muscle on his 6-7, 214-pound frame in the future, but the freshman has already become a major force for the Bears' basketball team.

Baylor coach Scott Drew has spent years searching for a forward to complement senior Kevin Rogers, and he got his man in Acy. Acy brings a drive and energy in the paint that the Bears had been missing.

"Two things that stand about Quincy are how hard he competes and his willingness to do what it takes to win," Drew said. "We all know what a great athlete he is. We could see it from the first day of practice with his dunks. But he wants to win, and losing bothers him."

There's not a lot of finesse in Acy's game. He literally attacks the basket when he goes for a dunk, and often leaves the backboard shaking. He's one of the best leapers on the team, and doesn't even need his game shoes to leave an impression.



"I saw him do a windmill dunk in slippers," Baylor guard Tweety Carter said.

"No, those were Vans," said Rogers, referring to Acy's shoes. "Put that in there - he wears Vans."

After a ferocious dunk, Acy often lets out an emotional scream that can heard above a packed house at the Ferrell Center.

"I like watching Kevin Garnett," Acy said. "He always yells and has a lot of energy."

Since breaking into the starting lineup for the last three games, Acy has taken his game to a new level. In his starting debut against Oklahoma State, he recorded career highs at Baylor with 17 points and 12 rebounds while blocking three shots. He followed with a 12-point, nine-rebound performance against Kansas State before getting into early foul trouble and collecting two points and a rebound against Oklahoma.

Controlled aggression

Acy is learning to play aggressively while also playing under control. In his three starts, he's committed just five fouls while averaging 30.7 minutes.

"Quincy went from playing very aggressively at the start of the season and getting into foul trouble to becoming passive," Drew said. "But now he's learning how to be aggressive and not get fouls. You can still rebound hard and not go over people's backs."

With his high-flying dunks and energetic rebounding, Acy instantly became a fan favorite from the moment he stepped on the court in November. He set a Big 12 record by hitting his first 20 shots, all on dunks or point-blank shots around the basket. Though outweighed by many players he's matched up against, Acy has never backed down from a war in the paint.

"I know I'm an undersized power forward, so I have to use my quickness and athleticism against bigger guys," Acy said. "You can't think you're going to get beat by them or you're beat already."

Acy's energy has rubbed off on his teammates. When he plays with emotion and aggressiveness, the rest of the Bears want to do the same.

"When you see Quincy block a shot or dunk, it gets us all pumped up," Baylor guard Curtis Jerrells said. "He brings a lot of energy to the game. He can finish around the rim, and that's what we've lacked in past years."

Quick development

Mesquite Horn High School coach Billy Clark saw Acy develop from a raw athlete with little basketball skill to a guy who could make a major impact. Acy said he was cut after basketball tryouts in seventh and eighth grade.

"Quincy was cut from his middle school basketball team, and he was playing football as a freshman," Clark said. "He was already 6-4 or 6-5, and his coordination hadn't quite caught up to his body. He had a lot to work on, but he was really mobile and had potential."

Acy made the Mesquite Horn varsity as a sophomore, and began making a huge impact as a junior as he led the program to its first playoff berth. As a senior, Acy averaged 17.8 points, 7.8 rebounds and three blocked shots to lead the Jaguars back to the playoffs. With guard John Bowman, who is now playing at Texas State, the Jaguars had a solid inside-outside punch.

"Quincy played AAU basketball during the summers, and he lifted weights," Clark said. "His coordination got better, and by his junior year he was a force. With his long arms, he played like a seven-footer. We all know Quincy can finish on a dunk, but he could also knock down a jumper."

Drew believes Acy will become a better outside shooter as he matures, but his calling card will always be his game around the basket. Everybody wants him to keep bringing emotion to the floor with his dunks and piercing screams that can be heard up in the rafters.

"Quincy's pretty animated," Rogers said. "He brings a lot of energy and hopefully no technicals."

Former Baylor Bears star helping build Dallas' future

By Dwain Price, *Fort Worth Star-Telegram*
Saturday, Feb. 7, 2009

DALLAS - As an 11-year NBA veteran, Micheal Williams once earned a living showcasing his basketball skills. Now as the president and CEO of Dallas-based 3i Construction, Williams earns a living with his business management skills.

For Williams, the transition from the basketball court to the board room hasn't been easy. But he found his footing in the construction business when his firm played a major role in the construction of the Dallas Cowboys' new stadium in Arlington.

"I enjoyed working with Mike and I probably worked more closely with him on the Cowboys project," said John Dixon, president of the Dallas/Fort Worth Division of Manhattan Construction, the general contractor for the Cowboys' \$1.1 billion stadium.

"He's trying to start from scratch and put together a very successful construction company."

Williams, who graduated from Baylor in 1988, started 3i Construction in October 2001, and his company still resides in its original location in downtown Dallas.

"I love seeing things come out of the ground," Williams said. "When I was a little kid I used to tell my dad, 'My kids are going to drive down the streets one day and say, 'Dad built that, Dad built that.'"

"It's always been a passion of mine."

Williams realized quickly that in order to succeed in construction he had to impress people who didn't care if he could successfully negotiate a three-on-one fast break. So the former point guard used his "court sense" to help jump-start 3i Construction.

Peter Doyle helped Williams form a relationship with JE Dunn Construction. Doyle was formerly chairman of JE Dunn's South Central region that covers Texas, Oklahoma, Louisiana and Arkansas, and the pair worked together on a \$94 million project involving the Dallas Independent School District.

In 2008, Doyle said JE Dunn generated more than \$2.7 billion nationally in construction and more than \$300 million in the South Central region. After working closely with Williams the past five years, Doyle recently became the chief learning officer for JE Dunn and is now in charge of educating the company's 1,200 employees about the construction business.

"Mike used to call me at 6:30 in the morning, saying, 'Peter, I ' " Doyle said. "And just as in any successful need some advice and your help,' basketball career, he was very coachable, he was ready to listen and I think that probably came from him being a capable NBA star, because they had to listen to their coaches."

A 1984 graduate of Dallas Carter High School, Williams was a second-round draft pick - 48th overall - in 1988 by the Detroit Pistons, who went on to win the NBA title in his rookie season.

Williams also played for Phoenix, Charlotte, Indiana, Minnesota and Toronto. Overall, he spent 11 years in the NBA before retiring in 1999 after undergoing three surgeries in four years because of nerve damage in his left foot that still nags him today.

Williams, 42, still owns the NBA record for consecutive free throws made at 97. He also was on the winning side of more games (62) than any player in Baylor history. Before last year's Cinderella season, Williams was a member of the last Baylor men's team to qualify for the NCAA Tournament, in 1988.

Toward the twilight of his career, Williams said the Chicago Bulls expressed an interest in signing him to a contract.

"All these people said go back and play, but of all the people that I knew, my mother knew that my heart said something else," Williams said. "My mother just looked at me one day and said, 'You know you're ready [for a new "challenge], right?'"

Richard Allen, the CEO and owner of The Allen Group, is a believer in Williams' abilities. A real estate development company with corporate headquarters in Dallas, The Allen Group is the primary developer behind the Dallas Logistics Hub, an inland port on the city's south side that is expected to increase the tax base for Dallas, Lancaster, Wilmer and Hutchins by \$2.4 billion.

With 6,000 acres master-planned for more than 60 million square feet of space for manufacturing, distribution and retail and office use, the Dallas Logistics Hub is the largest logistics park in North America. It also is a key component of the NAFTA infrastructure and receives products from the ports of Houston and Los Angeles/Long Beach, in addition to ports in Mexico for national and regional distribution.

Williams' company constructed a 200,000-square-foot warehouse at the Dallas Logistics Hub of which Allen is extremely proud.

"I think he's a very good person and a very good businessman," Allen said of Williams. "He did a great job for us."

"Mike and I have kind of gotten to know each other over the years, and I have a lot of respect for him. He's built up a great business and has a very good reputation, and I think he's going to go far."

Some other high-profile buildings Williams and his company have built include the Bank of America on O'Connor Road in Las Colinas, the Gateway Charter Academy in Dallas, the city of Hutchins Fire Station, and an apartment complex on Las Vegas Trail in Fort Worth. His firm also has worked with DART, refurbished more than 40 area McDonald's restaurants, and is leading several improvement projects at DFW Airport.

One of the secrets of Williams' success is that he didn't wait until his NBA career was over to start planning for his future.

"While I was playing in the league I used to always tell the athletes to steal the knowledge," said Williams, who averaged 11 points and 5.8 assists in the NBA. "So during the off-season, I was working at different companies, and I worked at a company called Nu-Mechanical in Minneapolis.

"Once I worked there, I really started spending time with the owner and he said, 'Mike, all across the country there are very few qualified minority-owned companies that can really do the work, and I see that you're "serious about it."

That's all Williams needed to hear.

Williams, who has a degree in marketing finance from Baylor, showed his desire to learn even more by completing a management program at Tuck Executive Business School in Dartmouth, N.H. The program was put in place for minority-owned firms across the country to improve their marketing, management and accounting skills.

"God has blessed me beyond my wildest imagination to be able to play in the NBA, to be able to go to Baylor and to be able to be asked to sit on Baylor's business school board," said Williams, who is Baylor's second all-time leading scorer behind Terry Teagle. "All those are a blessing to me, but I've always believed that God put us in positions to give back. "So by me developing 3i and the better I develop 3i, the more we'll be able to give back to our community."

Allen is planning to help Williams do just that.

"We've got [the] big project here in south Dallas County [the Dallas Logistics Hub]," Allen said. "That's going to be a 20-year process, but there will be many, many opportunities for Mike and other good contractors.

"I know I can't say enough good things about Mike. He's the kind of person that we need, particularly in south Dallas County, as we're looking for good minority contractors down there."

Williams, though, doesn't want to limit himself.

"My goal is to be one of the best contractors in the state of Texas," he said. "Not best minority, but best contractor."

The Micheal Williams file

Age: 42 **Born:** July 23, 1966, in Dallas
High school: Dallas Carter, 1984 **College:** Baylor, 1988
Job: President, CEO of 3i Construction
NBA: Detroit, Phoenix, Charlotte, Indiana, Minnesota, Toronto

College accomplishments: Averaged 18.4 points per game in 1987-88 as the Bears went 23-11 and made the NCAA ... Second on Baylor's all-time scoring list with 1,854 points and?Tournament. ... 1?first in career wins (62) and career steals (282).s on the advisory board of Baylor's Hankamer School of Business.

Pro accomplishments: The 48th overall ... A member of the 1989 NBA?pick by the Detroit Pistons in the 1988 NBA Draft. ... Holds the NBA record for consecutive free throws?champion Detroit Pistons. made with 97. That covers 19 regular-season games in 1993 from March 24 to Nov. 9.

Business accomplishments: Founded 3i ... His company has helped build the Dallas?Construction in October 2001. Cowboys' new \$1.1 billion stadium in Arlington and the Gateway Charter Academy, and is working on the Dallas Logistics Hub project

NBA veteran David Wesley back at Baylor

By Stephen Hawkins, *The Associated Press*
Monday, Feb. 9, 2009

David Wesley left Baylor nearly 17 years ago without a degree and little assurance of a pro basketball career.

A 6-foot guard, Wesley went undrafted and was cut in his first camp as a rookie free agent and looked to be headed for the same fate as countless college athletes who dream of pro careers. But he beat the long odds the next year, making the New Jersey Nets' roster to begin a 14-season NBA career.

"I'm one of those stories that just turned out," Wesley said. "It worked out."

After a pro career in which he made more than \$32 million, Wesley has again bucked conventional wisdom by returning to Baylor to finish his degree while working with players nearly half his age who refer to him as "Uncle Wesley."

He returned to school for the final 33 hours of classes needed to earn his diploma. He took 16 hours in the fall and had a 4.0 achievement that eluded him his first time as a student.

I was "not even close, not even in the neighborhood," he said.

While Wesley is much more focused on academics this time, including a 17-hour load with an anatomy class this spring, basketball is still part of his campus life. He is one of about a dozen student-managers for the Bears.

Not a typical student-manager getting water or shagging balls. The 38-year-old former NBA player is there to offer pointers and encouragement to the players.

"We like to call him Uncle Wesley because he has a lot of knowledge," Kevin Rogers said. "It's not really strange because David is really just a normal guy. He doesn't want attention. He's just here to help in any possible way he can."

NBA hopeful Curtis Jerrells, a senior point guard who knocked Wesley out of the top 10 on Baylor's career scoring list this season, tries to absorb everything he can from Wesley.

"He teaches some of the things to look for, other than basic things," Jerrells said. "The tools you are going to need to get you to the next level."

NCAA rules prohibit Wesley, or any student-manager, from helping coach Scott Drew instruct the team. But that didn't keep Wesley from taking part in pickup and shooting games with players before he was forced on crutches because of knee surgery over the Christmas break.

Wesley spends a lot of time just talking to players and answering their questions.

One instance that stood out for Drew was when the team was stuck in an airport on the way to Washington State for a game. There was an NBA game on television, and Wesley shared his insight, explaining different aspects of what was happening with players, coaches and even officials.

"It was great," said Wesley, though the layover roused a different memory for him.

"It really took me way back to my CBA days," he said. "One airport, another airport, bus, two-hour drive to the next spot."

The Southwest Conference player of the year as a senior at Baylor, Wesley played a year with the Wichita Falls Texans in the Continental Basketball Association after being cut by the Houston Rockets during training camp in 1992.

A contract with the Nets followed in 1993-94, and he later played for Boston (1994-97), the Hornets in Charlotte and New Orleans (1997-2004), Houston (2004-06) and Cleveland (06-07).

Averaging 12.5 points and 4.4 assists over 949 career games, Wesley finished with 11,842 points for his career. He and Hall of Fame center Moses Malone are the only undrafted players ever to score more than 11,000 points.

Wesley averaged a career-high 17.2 points for Charlotte in 2000-01, the season after the death of best friend and Hornets teammate Bobby Phills.

Police said Wesley and Phills were driving their Porsches at excessive speeds in January 2000 when Phills lost control and slid into oncoming traffic. He died instantly, and Wesley saw it happen in his rearview mirror.

A North Carolina judge determined Wesley was driving recklessly, not racing with Phills. Wesley got a 30-day suspended sentence and was ordered to complete community service.

Wesley spent 7 1/2 seasons with the Hornets before being traded to Houston midway through the 2004-05 season. He finished his career with 35 games for the Cavs in 2006-07.

Done with the NBA, Wesley returned home for a year off with his wife and children in Houston.

Drew had already approached him about being involved in the Bears program when his playing days were over, and Wesley had long hoped to finish his degree.

"Everybody in my family has a degree. My mom's been talking about it for years," he said. "It was just something on my mind, the way I walked away from school and left it undone. It was something I wanted to finish."

During the 1998-99 NBA lockout, Wesley registered at Baylor, had his books and was already on campus ready for classes when the season finally started.

So Wesley, who wants to coach in college or high school after he gets his degree, had to wait a little longer to go back to school.

Being a student-manager allows him to be involved in basketball and also have the freedom to concentrate on academics and make frequent 2 1/2-hour drives home to Houston.



"This works out better for me than actually being the coach right now, and I get to learn," Wesley said. "It's perfect."

Besides sharing tips on basketball, Wesley also encourages Baylor players to take their academics seriously. He provides a gleaming example with his grades and how he now approaches school work.

"It's not that hard to get it done the first time," he said. "Being in the real world, you learn so much, better time management, how important it is just to go to work every day. It's made me a better student, more focused, and more determined."

Walking into the gym for a late-night conditioning session before the season, Drew noticed somebody sitting in a car. It was Wesley, using the dome light to study for a class before going inside for the workout.

"Our players get a chance to pick David's brain and find out what he did to be successful," Drew said. "They also see how hard he's studying to get his degree, and that sends a positive message."

When former Celtics coach M.L. Carr heard about Wesley's straight-A performance last fall, Carr called him a genius.

"I said 'I wish,'" Wesley said. "I might be a genius at time management, but it's just, I put the time in it. If I could have given half the effort, just half the effort that I did this semester, I'd be done already."

Baylor's fading Tournament hopes need a boost

By Chuck Carlton, *The Dallas Morning News*
Friday, Feb. 13, 2009

At Baylor, six-game losing streaks were supposed to be a thing of the past - basketball ancient history.

In 2005-06, the Bears dropped six straight when this year's seniors were freshmen. The team was young, and NCAA sanctions had obliterated the nonconference schedule. Then came the rise-from-the-ashes story last season, with even more success predicted for this season.

"This is a different challenge from the standpoint that it's the first time we've had high expectations set for ourselves," said coach Scott Drew, whose team is stuck in a six-game slide going into today's game against Texas A&M.

More than anything else, Drew and Baylor want a spark, anything that might generate a win.

"Confidence. Swagger. Momentum. All those types of things," Drew said. "It's hard to instill that and put a finger on it, but when your team has it, they have it. And when you lose, you have gut-checks."

Baylor and A&M are struggling in Big 12 play. A&M stands 3-6. Baylor has dropped to 3-7. If not for the automatic bid that goes to the winner of the Big 12 tournament, today's meeting could be considered an NCAA Tournament elimination game.

"To be 3-7, you always have doubt in the back of your mind that, 'Man, is this what we worked for?'" guard Tweety Carter said. "But throughout all this, I think some good is going to come out. What, I don't know."

Baylor possesses talent and experience, returning the core of a team that put the school back on the basketball map for the all right reasons with a NCAA Tournament berth last season.

After a 3-1 Big 12 start, the losing began. Each defeat has followed a pattern, with Baylor unable to make second-half spurts like it did last season.

Baylor has lacked the timely outside shooting of last season. Asked if the inconsistent shooting was a simplistic explanation of the team's struggles, Drew responded with small chuckle: "It's accurate." He plans to rest starters earlier, hoping for fresher legs on offense late in games.

For Baylor, nothing has meshed.

Senior leader Curtis Jerrells went through an extended slump. When he rebounded with 19 points against No. 2 Oklahoma this week, Carter, LaceDarius Dunn and Henry Dugat combined for 2-of-20 shooting on 3-pointers.

Athletic director Ian McCaw said he still believes strongly in Drew, who reportedly received a 10-year contract extension after last season.

"Scott Drew and his staff have done a tremendous job building the program," McCaw said. "We're all disappointed about the result of the last six games, but that doesn't take away the fact the program is on an upward trajectory."

McCaw has volunteered to be a sounding board for Drew.

"I've encouraged him to stay positive because that's his nature," McCaw said. "He's continuing to search for answers. We're not far away."

That belief drives Drew as much as anything, that one victory can salvage the season.

The Bears' last win came at Kansas State. The Wildcats haven't lost since and take a six-game winning streak into Kansas today.

"The good thing is we have examples," Drew said. "In fact, Kansas State is a close and personal one for us. We just have to get those wins."

Lomers' toughest opponent is asthma

By Brent Zwerneman, *San Antonio Express-News*
Friday, Feb. 13, 2009

What is asthma?

Baylor center Josh Lomers, a junior from Boerne, suffers from asthma. According to the National Heart Lung and Blood Institute, it's a disease that inflames and narrows the airways. In the United States, more than 22 million people are known to have it. Nearly 6 million are children.

Here are some famous former athletes who have asthma:

- Jackie Joyner-Kersey, track and field
- Amy Van Dyken, swimming
- Jerome Bettis, football
- Bob Gibson, baseball
- Dennis Rodman, basketball

Wendy Lomers watches in wonder every time her son, Baylor 7-foot center Josh Lomers, hustles up and down a basketball court. She considers each trip a victory - no matter the game's outcome.

A horrifying instant when you believe your young son is dying will bring such appreciation.

"I thought we had lost him," Wendy said of the time Josh, then 7 years old, collapsed on a hill and curled into a fetal position in the family's backyard in Boerne.

"It was scary - just unbelievable that would happen," Wendy said. "We carried him straight to the hospital."

Josh remembers the moment, especially the panicked faces of perplexed family members trying to help the fallen boy.

"No one knew what was going on," he said. "Everybody was freaking out."

Safe at the hospital, Josh was diagnosed with asthma, and for the next four years he gave up the one sport he truly loved. One the oh-so-tall youngster sat by and helplessly watched his older sister, Erin, play.

"I just loved basketball," he said. "I never really got into any other sports."

He never lost hope, however, that one day he'd play the sport competitively. And in the sixth grade, Lomers responded well enough to asthma medication that he was back on the court. The memory still causes his mother's voice to crack with emotion.

"He had become so scared of running - it scared him and it scared me," Wendy said. "Suddenly, he was back out there and it was like, 'Wow, mom, I can run the court!' Before then I wasn't sure in my heart if he'd ever be capable of that. Now, it just makes me cry to think about it."

"Because he can."

Asthma, which affects about 22 million Americans, is a "chronic disease of the airways that makes breathing difficult," according to WebMD.com.

Air passages tighten because of inflammation that leads to wheezing, shortness of breath and coughing among other symptoms, according to the Web site. And that's where Lomers' daily medication comes in - and why he has a message of hope for children who suffer from asthma, even as he still deftly deals with the disease.

"It's something you can live with," he said. "Through the miracles of modern medicine, you can do whatever you want with asthma. Now, it takes patience and knowledge, but if you take the time to learn about it and figure it out, you can get through it."

Lomers, an imposing figure who tips the scales at 276 pounds, does so every day for the Bears, who play host to Texas A&M on Saturday in a crucial game for both teams.

"He's a smart player and he's got some skills down low," A&M coach Mark Turgeon said of Lomers. "He's a tough matchup for us at times down there, so I think it's an advantage to bring him off the bench."

Lomers, a junior rated the nation's No. 8 center by Rivals out of Boerne High three years ago, plays in spurts for the Bears. He's averaging only 2.8 points and 1.5 rebounds, but his primary job is to come in and provide a big body against tough Big 12 opponents.

On Wednesday night in a loss to second-ranked Oklahoma, Lomers helped hold Sooners standout Blake Griffin four points and four rebounds below his average. Lomers' numbers against OU? Four points and four fouls - and a partial standing ovation from an appreciative Ferrell Center crowd when he checked out of the game.

"He was a huge help," Baylor coach Scott Drew said.

Drew said he keeps conscious of Lomers' asthma because "you see it" on the court after he has lumbered back and forth for a time.

"When you know he has to come out, he's out," Drew said. "At the same time he does a good job of playing as hard as he can, and then letting me know when he needs a break." Lomers realizes his competitive basketball days probably won't extend past next season - when he's set to graduate with a double major in human resources management and finance.

"I'm a glutton for punishment," he said of his extra schooling with a smile.

In the end, however, he's simply glad to be a glutton for anything, following his early, frightening asthma attacks - and his triumphs on the basketball court since, his inhaler always ready.

"Even with the medication, it still flares up," Lomers said. "It's something I have to think about every day - it doesn't just disappear. It's a lifelong problem, but you get used to it.

"And you can live with it."

Baylor Bears hope to find finishing touch

By Dwain Price, *Fort Worth Star-Telegram*
Saturday, Feb. 14, 2009

The Baylor Bears appear to have lost their swagger.

Gone is the spark the Bears used last season to qualify for the NCAA Tournament for the first time in 20 years. That remarkable run has been replaced by a team that's struggling just to get a win.

Dealing with those struggles has been a constant pain for Bears coach Scott Drew.

"I think last year down the stretch we closed games out, and this year in the losing streak we've had, we haven't closed games out," Drew said. "The games against Missouri, Texas and Texas Tech - all of them in the last five minutes were five-point games or under - we had the leads.

"We're not getting stops or making the plays necessary to finish those games out."

Drew is hoping his squad will get it together at 5 p.m. today at the Ferrell Center when Baylor (15-9, 3-7 Big 12) is host to Texas A&M (17-7, 3-6).

The Bears enter today's game with a six-game losing streak, their longest since opening the 2005-06 season with six losses.

According to Drew, defense is at the core of the skid.

"Most definitely defense has been something that has hampered us all year," Drew said. "But offensively, at the same time, we haven't executed as well during the last five minutes.

"And we've missed shots that we hit last year. So that's been the difference."

Baylor's losing streak started Jan. 24 at Oklahoma (95-76) and the most recent loss was against the Sooners on Wednesday in Waco, the Bears' 30th consecutive loss to OU (78-63).

"I think coaches always realize you're going to have tough times," Drew said. "I don't think people envisioned as long of a losing streak as we've had.

"But at the same time, it is what it is, and now what we have to do is focus on the next game."

Keeping his players' spirits up is one of Drew's main goals.

"I think the big thing is just relaying the facts and the importance of life," Drew said. "You have adversity in everything you do in life, and how you respond to adversity now is going to prepare you for life. Hopefully we'll be ready to fight and ready to give it their all in the next game.

"And again, no one's going to pick you up - you have to do it yourself. This is a great learning experience and life experience to prepare them for the future."

And hopefully for the Bears, it will help them get their swagger back.

Bears put end to losing streak, beat Aggies, 72-68

By John Werner, *Waco Tribune-Herald*
Sunday, Feb. 15, 2009

WACO - That sigh of relief from the Ferrell Center resounded all the way down University-Parks Drive to downtown Waco.

Needing a win in the worst way, Baylor turned to senior Curtis Jerrells to seal an emotion-packed win against its biggest rival.

Jerrells drove for a basket with 12.6 seconds remaining as the Bears held on for a 72-68 win over Texas A&M on Saturday night to snap a six-game losing streak.

The crowd of 10,407 — the fifth-largest in Ferrell Center history — saw two old rivals exchange baskets and words until the end.

After Texas A&M forward Bryan Davis shoved Jerrells in an attempt to foul him in the closing seconds, both teams jawed at each other in a heated face-to-face exchange after the final buzzer.

Students in the Bear Pit chanted, "Just like football," referring to the Bears' 41-21 win over the Aggies last November at Floyd Casey Stadium.

"This is very satisfying because we hadn't been winning down the stretch in the last few games," Jerrells said. "But we knew it couldn't go on forever, and now we're over it."

The Bears (16-9, 4-7) still have a long way to go before they can move into position for a second straight NCAA Tournament berth. But the Bears would have had very little hope with a loss to the Aggies (17-8, 3-7), who had won their last four games at the Ferrell Center.

"I felt our players were going to do what they had to do to win," Baylor coach Scott Drew said. "I just had to make sure they weren't tired at the end. As a coaching staff, we made a conscious decision to use more of our bench because our guys needed enough energy at the end to play it out."

Leading by 14 points early in the second half, the Bears watched the Aggies chip away at their lead. With Donald Sloan's trey with 43.6 seconds remaining, the Aggies trimmed Baylor's lead to 70-68.

After a timeout, Jerrells worked down the 35-second shot clock before using a screen by Kevin Rogers on A&M guard Derrick Roland to drive for a basket with 12.6 seconds remaining. Jerrells had an option to pass outside to Henry Dugat, but took it to the hoop himself.

"Sloan had to make a decision whether to guard me or Henry," said Jerrells, who finished with 14 points and seven assists. "So I looked the defender in the eye, and he decided to go with Henry, and I drove for the layup."

The Bears wouldn't have won without freshman forward Anthony Jones, who scored 12 points in 27 minutes off the bench. Jones had played only 14 minutes and scored six points in two previous Big 12 games.

After Rogers picked up two early fouls, the 6-10 Jones gave the Bears a spark by burying a pair of treys and scoring eight first-half points. Jones banked in another trey with 6:15 remaining in the game to give the Bears a 66-56 lead.

"Anthony was the player of the game for us," Drew said. "We talked about players being ready to step up, and Anthony came in and did a great job. We all know what he can do offensively, but he also did a good job defensively."

Jones, who originally verbally committed to Texas A&M before switching to Baylor, hit three of five treys and also came up with a block and a steal.

"I've worked hard every day and kept my head up because I knew my time would come," Jones said. "When we got into early foul trouble, I was ready. After I hit my first two 3s, everything fell into place."

Jones helped the Bears shoot a Big 12-high 56.3 percent after failing to hit over half of their shots in any of the last six games. Rogers was a major force for the Bears in the second half as he scored 12 points.

"We played some pretty good defense, but they made shots," Texas A&M coach Mark Turgeon said. "They haven't shot the ball particularly well lately, but they did tonight. I think a lot of it was that they were really determined and played well."

Though the Bears were outrebounded, 35-24, A&M center Chinemelu Elonu wasn't a big factor as he got into foul trouble and finished with four points and three rebounds in 19 minutes. With 17 points and 16 rebounds, Elonu keyed A&M's 84-73 win over the Bears on Jan. 14 in College Station.

After starter Quincy Acy got into foul trouble in the first half, Mamadou Diene pulled down four rebounds and blocked two shots in 14 minutes.

Following three straight home losses, the Bears were glad to celebrate a win.

"It obviously feels good to win," Rogers said. "Especially at home."

Baylor point guard hopes next leap carries him to NBA roster

By Dwain Price, *Fort Worth Star-Telegram*
Saturday, Feb. 28, 2009

There are five Baylor players who were fortunate enough to make it to the NBA. Curtis Jerrells is striving to be the sixth.

The stocky senior is in the twilight of his collegiate career and hopes reaching the next level will be a natural progression. Yet he knows the business of basketball can sometimes be a tricky proposition.

"I just know it's going to take prayer and hard work and being able to believe and just go out and do what I do best," Jerrells said. "But one minute you can be on those guys' [draft] board and the next minute you can be off. I've just got to take care of what I can on the floor."

The 6-foot-1, 201-pound Jerrells hopes to increase his draft stock starting today at 3 p.m. when Baylor (16-11, 4-9 Big 12) hosts Colorado (9-18, 1-12) at the Ferrell Center. He knows that a good showing down the stretch — especially in the conference tournament — could help him reach his goal.

"He's definitely going to have a chance to play at the next level from the standpoint that he's got a great work ethic, he's a high character person, plus he's got the body to play in the NBA," Baylor coach Scott Drew said. "But a lot of it comes down to how he works out with the NBA teams [before the draft]. When they bring the guys in for workouts, how they can play in that particular team's system and how they work out for that team matters a lot. So that will be very important for him."

Vinnie Johnson (1979-92), Terry Teagle ('82-'93), Micheal Williams ('88-'99), David Wesley ('94-'07) and Brian Skinner ('98-present) are the only Baylor players who have played in the NBA. Williams, second on Baylor's all-time scoring, assists and steals list, has followed Jerrells' college career and says the Austin native has something special that the pros can use.

"I watched him come into Baylor, and at that time they had [Australian guard] Aaron Bruce," said Williams, who now owns 3i Construction in Dallas. "I remember when I watched Curtis come in when he was a freshman I used to always say, 'That's the best player on the team right there.'"

Williams said Jerrells could really impress pro scouts with a terrific showing in the Bears' remaining games, especially because he is considered a strong and physical point guard.

"His body makeup reminds me a lot of David Wesley," Williams said. "One thing about him is he's a hard worker, and I think he has a good shot at making it to the next level."

Because the Big 12 is littered with NBA prospects, Jerrells has benefited from competing against the likes of Texas' Kevin Durant, Kansas State's Michael Beasley and Oklahoma's Blake Griffin.

"The scouts are going to come and check guys out and that's just an opportunity for me to shine," Jerrells said. "They're going to be there watching the game, so if you prevail they may leave jotting your name down."

Memphis Grizzlies general manager Chris Wallace jotted Jerrells' name down after watching him play recently.

"He's always been among the top backcourt players in the Big 12 throughout his entire career," Wallace said. "I'm sure he'll get an opportunity in the postseason events to make a case that he's a professional player in front of the pro scouts."

Jerrells leads the Bears in scoring (15.9 points) and assists (5.2 per game). As his college career winds down, he wants to take the Bears as far as he can and not think about who is watching him.

"I understand what it takes for me to get to the NBA, and I feel honored that my hard work is not overlooked," Jerrells said. "I know those scouts are going to be there, but I try not to really think about it."

Jerrells, unified Baylor men overcome Buffs, 75-57

By John Werner, *Waco Tribune-Herald*
Sunday, March 1, 2009

WACO - Emphasizing team unity, Baylor covered the names on the back of the players' jerseys before facing Colorado on Saturday afternoon.

But No. 0 had a hard time staying anonymous.

Keying a dynamic closing run, Curtis Jerrells burned the Buffaloes for 29 points and eight rebounds as the Bears pulled away for a 75-57 win before 7,192 fans at the Ferrell Center.

With the Bears trailing 52-50 with 8:30 remaining, Jerrells went on a rampage, scoring 11 points in a 25-5 closing flourish as the Buffaloes extended their Big 12-record road losing streak to 28 games.

"That was a great player willing his team to victory," Colorado coach Jeff Bzdelik said. "Jerrells wasn't going to let his team lose. We didn't have an answer for him, and we couldn't defend him."

After a 71-62 road loss to Iowa State on Tuesday, Baylor's players and coaches stayed in the locker room for more than an hour to hash out the problems that had led to eight losses in the last nine Big 12 games.

With their names covered on the back of their jerseys against Colorado, the Bears (17-11, 5-9) made a statement that the team is more important than individuals.

"We're all playing for the name on front of the jersey," said forward Kevin Rogers, referring to the Baylor letters out front.

After the game, eight Baylor players showed up for postgame interviews, setting an unofficial Big 12 record. The podium was too crowded for everybody to sit, but the players got their message across.

"That (closing run) was Baylor basketball at its best," Rogers said. "When we started the game, we felt like we weren't playing like ourselves. But we came together as a team and just talked some things out and decided to have fun."

Controlling the tempo with their deliberate style of play, the last-place Buffaloes (9-19, 1-13) seemed to have the Bears exactly where they wanted them. When Cory Higgins hit a pair of free throws, Colorado took a 52-50 lead with 8:30 remaining.

"We played pretty well for about 30 minutes or so, but that's not going to win games," Colorado guard Levi Knutson said. "We didn't finish, and we let Jerrells get going. He wanted to take over the game, and he did. Give him credit because he's a heck of a player."

Hurrying downcourt after Higgins' free throws, Jerrells stopped at the top of the arc and buried a trey to give the Bears a 53-52 lead that they wouldn't relinquish. After Dwight Thorne II was called for traveling, Jerrells drew a foul and hit both free throws.

Higgins, who led Colorado with 20 points, missed the front end in a one-and-one free throw situation. Rogers answered with a pair of free throws for the Bears before Twenty Carter nailed a trey to stretch Baylor's lead to 62-52 with 5:07 remaining.

Jerrells followed with one of his most athletic plays of the night as he swooped to the basket to tip in Carter's missed jumper.

"In the first half and a little bit in the second half, we weren't playing," Jerrells said. "We were just out there a little bit nervous and scared to do things. But we just picked it up and started playing by putting everything behind us."

LaceDarius Dunn followed Jerrells' tip-in with a trey to make it a 17-0 Baylor run in less than four minutes. The Buffaloes finally scored with Higgins' free throw, but the Bears kept pushing as Carter hit Mamadou Diene for a dunk and Jerrells drove inside for another basket to stretch the lead to 71-53 with 3:15 remaining.

"The way we closed the game was tremendous," Baylor coach Scott Drew said. "Our defense clamped down. I think the last 15 times they got the ball, they didn't get a field goal. The way we closed the game should give us confidence going into our last two regular season games."

Looking for answers, Drew started Dunn in place of struggling Henry Dugat, while center Josh Lomers made his first start of the year. But the Bears still had trouble getting out of the blocks and went into halftime clinging to a 26-24 lead.

After shooting just 42.9 percent in the first half, the Bears heated up in the second half and hit 60 percent. Baylor made only two second-half turnovers after committing 10 in the first half.

Following a five-point first half, Jerrells hit six of eight field goals and 10 of 11 free throws in a 24-point second half. Drew hopes the Bears can carry the momentum into Monday's 8 p.m. game against Texas in Austin.

"The seniors realize this is the time of year when there's not many games left," Drew said. "I thought Curtis made some huge plays. It was nice to see those guys celebrate a little bit."

Baylor men pull together down the stretch for the win

By Dwain Price, *Fort Worth Star-Telegram*
Sunday, March 1, 2009

WACO - Perhaps it was apropos that the Baylor players played Saturday's game against Colorado with the names on the back of their jerseys covered.

For the first 32-plus minutes of the game, the Bears were experiencing an identity crisis. But they finally became recognizable in the second half when they broke through for an inartistic 75-57 triumph over the hapless Colorado Buffaloes at the Ferrell Center.

The victory increased Baylor's record to 17-11 overall and 5-9 in Big 12 play. Meanwhile, the Buffaloes lost their ninth straight game - and their 28th consecutive conference road loss, a Big 12 record - and fell to 9-19 overall and 1-13 in conference play.

After flirting with disaster, the Bears rode guard Curtis Jerrells and some solid defensive work to finish the game on a torrid 25-5 run. With Baylor trailing 52-50 with 8:30 remaining, Jerrells tallied 11 of his team's final 25 points and helped choke off any upset ideas the Buffaloes had in mind.

"Jerrells wasn't going to let his team lose," Colorado coach Jeff Bzdelik said. "We didn't have an answer for him, and we couldn't defend him.

"Several times he just put his head down and drove. It wasn't anything complicated. Just a great player willing his team to a victory."

The 6-foot-1 Jerrells finished with game highs of 29 points and eight rebounds. That included a nifty play when he soared over the shoulders of Colorado's 6-foot-9 Casey Crawford for a tip-in that gave Baylor a 64-52 lead with 5:07 left.

"My teammates did a good job of finding me," said Jerrells, who was 8-of-12 from the field. "They saw me knocking down a few shots, they kept looking for me and they just kept patting me on the back and telling me, 'Let's 'do it; can't nobody out there guard you.' For Baylor, the win came on the heels of an hourlong team meeting following Tuesday's nine-point loss at Iowa State.

To get a fresh look against the Buffaloes, coach Scott Drew inserted LaceDarius Dunn and Josh Lomers into the starting lineup in place of Henry Dugat and Quincy Acy. Also, as a show of unity, the Bears played with their nameplates on the backs of their jerseys covered.

Based solely on the final results, the strategy worked.

"We're all playing for that name on the front," forward Kevin Rogers said. "We can't see our names on the back of the jerseys, anyway.

"That's just for the crowd and for [the media]. We just decided that we're all one." Drew applauded his players' show of selfless unity.

"I think the guys really wanted to put an emphasis on Baylor University," he said. "I think we played a team game today, too."

With 10 turnovers and just nine field goals in the first half, the Bears were clinging to a 26-24 lead at intermission. They got field goal No. 12 - after having committed 11 turnovers - with 16:55 remaining in the game.

But after that, the Bears had just one turnover and played lockdown defense that allowed the Buffaloes only one field goal in the final 8:50.

"We've been struggling and knowing we haven't been playing Baylor basketball," said Dunn, who had 10 points and two steals. "So tonight we just put it together and came out and said we were going to do what all it takes to get the victory, and we did."

Ending bittersweet for departing Baylor men's basketball seniors

By John Werner, *Waco Tribune-Herald*
Saturday, March 7, 2009

WACO - They arrived at Baylor when the men's basketball program was trying to dig out of one of the worst scandals in NCAA history.

Curtis Jerrells, Henry Dugat, Kevin Rogers and Mamadou Diene could have gone to more established programs with winning traditions and a clean NCAA slate. But they took a chance on Baylor coach Scott Drew's huge reclamation project.

Jumping quickly into the lineup, they grew and the Bears grew with them. The quartet was instrumental in taking the program from rock bottom to Baylor's first NCAA tournament berth in 20 years last season.

Today, this band of brothers will play their final regular-season game when the Bears host Nebraska at 3 p.m. at the Ferrell Center.

"I think it's going to be kind of emotional," Dugat said. "We've been through so much in a short period of time, but it's gone by faster than I thought. All the seniors are like family to me — we've persevered and stuck it out together."

Their names are all over the Baylor record book. Jerrells, Dugat and Rogers are among 22 players in school history to amass more than 1,000 career points. Jerrells holds the school record with 109 career starts, and has joined Micheal Williams as the only players in school history to record more than 1,000 points, 400 assists and 100 steals.

Rogers is one of just seven players in Baylor history to collect 1,000 points and 700 rebounds, while Dugat ranks sixth in school history with 138 steals and 154 3-pointers. Meanwhile, the 7-1 Diene ranks second behind Brian Skinner with 137 career blocked shots.

"It speaks to their dedication to Baylor that they've taken the basketball program to another level," Drew said. "A lot of people know about Baylor because of what Curtis has meant to the program. Henry has made a lot of electrifying plays that will be remembered a long time, and Kevin has been a steady force since he got here. Mamadou is nicknamed 'The Mayor,' and think that speaks for itself."

With all the trouble surrounding the basketball program six years ago, it's a wonder Drew could attract any quality players to campus. The murder of Baylor player Patrick Dennehy by former teammate Carlton Dotson made national headlines in the summer of 2003, and the widespread NCAA rules violations by former Baylor coach Dave Bliss magnified the scandal.

Originally recruited by Drew to Valparaiso University, Diene knew very little about the scandal at Baylor as a senior in Yeumbeul, Senegal. When Drew took the Baylor job in August 2003, Diene became his first recruit.

"I didn't know anything about Baylor," Diene said. "The only thing I knew about Waco was that it was in Texas."

After a bout with malaria, Diene arrived at Baylor for the spring semester of 2005. Jerrells, Dugat and Rogers joined him on campus in the summer of 2005, but they were quickly hit with the sobering news that the Bears' entire nonconference schedule would be wiped out in the 2005-06 season due to probation.

Team bonding

Instead of looking for a way out, the players began an unshakable bond that's lasted to this day.


"We really started to build a relationship," Jerrells said. "When all you're doing is practicing, there's only so much you can do. We spent a lot of time together and did a lot of things off the court. We built a bond like brothers."

Thrown into Big 12 competition, the four players helped the Bears win four games as freshmen. Without the benefit of a nonconference schedule, the freshmen found how difficult the Big 12 was the hard way.

"It was definitely rough playing against guys like (Texas center) LaMarcus Aldridge and (Oklahoma forward) Taj Gray," Rogers said. "But going against guys like that made us better players and showed us what we needed to work on."

Though the Bears went only 4-12 in Big 12 play in 2006-07, they nearly finished with an overall winning record at 15-16. With Jerrells erupting for 31 points, the Bears knocked off Missouri for their first Big 12 tournament win in six years.

That was just a prelude for their breakthrough 2007-08 season when the Bears finished 21-11 and reached the NCAA tournament for the first time since 1988.



Jerrells was named all-Big 12 for his versatile guard play while Dugat, Rogers and Diene all made strong contributions.

"Reaching the NCAA tournament meant a lot for the team, the school and the Waco community because we hadn't been there in so long," Jerrells said. "It took a lot of hard work to get there, but we did it. It was a great experience even though we only played one game in the tournament."

With all four seniors returning, the Bears expected to go farther into the NCAA tournament this year. The Big 12 coaches picked the Bears third with defending national champion Kansas in the preseason poll. With seven straight weeks in the Top 25, the Bears appeared well on their way back to the Big Dance.

But the Bears slipped into a rut in Big 12 play and couldn't get out of it. After winning three of the first four conference games, the Bears have won just two of the last 11, and need to win the Big 12 tournament to get back to the NCAA tournament.

"We thought we were better than we actually were — like we were going to come out and win games because of who we were last year," Jerrells said. "We got everybody's 'A' games this year, and we needed to step up to the challenge. You can't just turn it on and off when you want."

Now, the seniors want to extend their careers as long as they can. The Bears are locked into the No. 9 seed and will play No. 8 Nebraska again at 11:30 a.m. Wednesday in the first game of the Big 12 tournament in Oklahoma City.

Still history to be made

With three more wins, the Bears can put together back-to-back 20-win seasons for the first time in school history. That would add to the legacy of these seniors who have been through so much together.

"It seems like I just got on campus," Rogers said. "But now it's four years later and we're playing our last home game. This obviously hasn't been the kind of season we wanted. But we just want to keep playing as long as we can. We'll play hard and with a purpose."

Senior send-off another letdown for Baylor, 66-62

By John Werner, *Waco Tribune-Herald*
Sunday, March 8, 2009

WACO - It was far from a fitting ending for four Baylor seniors who have done so much for the basketball program.

But it was a most fitting ending for such a disappointing Big 12 regular season.

Nebraska turned up its defense in the closing minutes to walk off with a 66-62 win over the struggling Bears before 6,346 fans in the regular-season finale Saturday afternoon at the Ferrell Center.

On senior day for Curtis Jerrells, Kevin Rogers, Henry Dugat and Mamadou Diene, the Bears watched their chance to win slip away down the stretch with several rapid fire turnovers. It's a scene the Bears (17-13, 5-11) have played over and over for the last two months.

"Disappointed, upset and frustrated would sum up the team's feelings," Baylor coach Scott Drew said. "But we've still got another game. Our new season is about to start, and we've done well when not many expectations have been placed on us."

The ninth-seeded Bears will get another shot at the eighth-seeded Cornhuskers (18-11, 8-8) in the first game of the Big 12 tournament at 11:30 a.m. Wednesday in Oklahoma City. Baylor has to sweep four games in the Big 12 tournament to get back to the NCAA tournament.

"There's a lot of teams I'd rather see than Baylor," Nebraska coach Doc Sadler said. "They understand their only chance is to win the tournament, and we need to do the same thing. They're definitely a team that can go to the tournament and win four straight games."

The Bears lost for the first time this season at home against an unranked Big 12 team, and critical mistakes were the culprit. The Bears made 16 turnovers against Nebraska's tough man-to-man defense, including several in the final minutes.

"We had extra emotions on senior day, and it obviously wasn't a happy feeling losing on our home court," said Rogers, who collected 10 points and six rebounds before fouling out with 3:09 remaining.

Trailing 50-49, the Bears had a chance to go ahead with two minutes remaining. Jerrells drove into the paint and dished a perfect pass to center Josh Lomers, but the ball bounced off his hands. Nebraska's Toney McCray hurried downcourt for a basket while drawing a foul by Tweety Carter.

McCray, who scored a game-high 18 points, hit the free throw to complete a three-point play to give the Cornhuskers a 53-49 lead with 1:55 remaining.

Jerrells answered with a trey, but Ryan Anderson hit Ade Dagunduro for a dunk as the Cornhuskers took a 55-52 lead with 1:29 remaining.

The Bears followed with two more turnovers. Anderson stole Jerrells' pass to LaceDarius Dunn before Dagunduro stole a Dunn pass. The Cornhuskers took advantage of Baylor's mistakes by hitting three of four free throws to open up a 58-52 lead with 53.2 seconds remaining.

"In both of those situations, Curtis and LaceDarius would have had layups if they had kept driving to the basket," Drew said. "Earlier in the year, we were shooting too much in some situations. Today, we passed too much in some situations."

With Jerrells' drive for a basket and another trey, the Bears cut Nebraska's lead to 60-57 with 36.9 seconds remaining. But with the Bears forced to foul, the Cornhuskers hit their last six free throws to seal the win.

"It was a close game all the way, but we didn't capitalize when we had a chance," Jerrells said. "We've been playing basketball long enough to know we can't dwell on this. We can't let a loss on senior day get in the way of moving ahead."

The Cornhuskers came into the game ranked 10th in the Big 12 in scoring, and they controlled the tempo with their deliberate style of play. They shot 45.5 percent and nailed 19 of 22 free throws while limiting Baylor to 8-of-24 shooting on 3s.

Nebraska also kept Jerrells from penetrating into the lane for most of the game.

"They're a difficult team to play against, but they missed some 3-pointers that they usually hit," Sadler said. "We also tried to keep Curtis out of the lane, and we were able to do it for most of the game. Overall, I couldn't be happier with holding them to 62 points."

Trailing 26-25 at halftime, the Bears came out blazing in the second half.

Lomers started the half with a dunk and then caught a pass from Rogers inside for another basket. With Rogers' drive to the basket, the Bears grabbed a 31-26 lead.

But the Bears couldn't sustain their hot start in the second half as Nebraska grabbed a 41-39 lead with Anderson's trey with 9:06 left in the game. Baylor regained the lead at 42-41 with a pair of Quincy Acy free throws with 6:54 remaining.

However, Anderson buried a trey and McCray scored on a layup and a pair of free throws to give the Cornhuskers a 48-42 lead with 4:15 remaining.

The Bears cut Nebraska's lead to 50-49 with Dunn's drive to the basket with 2:49 remaining, but never regained the lead.

Now, the Bears must pull off the improbable task of winning four straight games in the Big 12 tournament to get back to the Big Dance.

"We've got nothing to lose," Jerrells said. "But we've got to play with heart."

2008-09 BAYLOR MEN'S BASKETBALL
Baylor Season Box Score (as of Mar 07, 2009)
All games

RECORD:	OVERALL	HOME	AWAY	NEUTRAL
ALL GAMES	17-13	13-5	2-7	2-1
CONFERENCE	5-11	4-4	1-7	0-0
NON-CONFERENCE	12-2	9-1	1-0	2-1

##	Player	gp-gs	min	avg	Total		3-Point		F-Throw		Rebounds				pf	dq	a	to	blk	stl	pts	avg
					fg-fga	fg%	3fg-fga	3fg%	ft-fa	ft%	off	def	tot	avg								
00	Jerrells, Curtis	30-30	1043	34.8	147-355	.414	58-156	.372	135-176	.767	24	118	142	4.7	58	0	147	91	9	45	487	16.2
	Conference-Only...	16-16	562	35.1	78-209	.373	37-96	.385	60-78	.769	13	64	77	4.8	39	0	60	46	4	23	253	15.8
24	Dunn, LaceDarius	30-5	822	27.4	143-325	.440	79-212	.373	87-109	.798	38	90	128	4.3	83	3	13	50	5	29	452	15.1
	Conference-Only...	16-2	450	28.1	74-174	.425	36-107	.336	46-60	.767	22	45	67	4.2	44	1	2	26	3	13	230	14.4
23	Rogers, Kevin	30-30	955	31.8	144-267	.539	0-1	.000	74-116	.638	84	137	221	7.4	84	3	30	72	27	20	362	12.1
	Conference-Only...	16-16	536	33.5	73-134	.545	0-1	.000	46-72	.639	40	79	119	7.4	54	2	21	40	14	10	192	12.0
45	Carter, Tweety	27-27	903	33.4	102-238	.429	65-163	.399	39-56	.696	13	60	73	2.7	68	0	82	34	0	34	308	11.4
	Conference-Only...	16-16	548	34.2	64-153	.418	41-110	.373	16-27	.593	7	31	38	2.4	39	0	52	22	0	21	185	11.6
05	Dugat, Henry	30-28	905	30.2	108-266	.406	31-98	.316	66-86	.767	11	89	100	3.3	62	2	68	52	6	47	313	10.4
	Conference-Only...	16-14	471	29.4	43-131	.328	8-45	.178	26-32	.813	4	44	48	3.0	34	1	24	21	1	15	120	7.5
04	Acy, Quincy	30-10	536	17.9	71-107	.664	0-0	.000	40-70	.571	47	73	120	4.0	74	2	9	32	32	19	182	6.1
	Conference-Only...	16-10	304	19.0	34-57	.596	0-0	.000	26-38	.684	27	30	57	3.6	35	0	4	15	13	5	94	5.9
41	Jones, Anthony	16-0	191	11.9	19-52	.365	10-37	.270	4-6	.667	9	18	27	1.7	10	0	4	7	11	5	52	3.3
	Conference-Only...	8-0	98	12.3	11-26	.423	6-18	.333	2-3	.667	6	9	15	1.9	5	0	0	4	4	1	30	3.8
50	Lomers, Josh	23-2	195	8.5	22-32	.688	0-0	.000	21-29	.724	14	19	33	1.4	48	1	2	17	4	3	65	2.8
	Conference-Only...	14-2	125	8.9	11-16	.688	0-0	.000	11-13	.846	6	15	21	1.5	35	1	2	14	2	2	33	2.4
15	Diene, Mamadou	24-18	242	10.1	17-27	.630	0-0	.000	7-17	.412	20	17	37	1.5	48	0	2	12	17	2	41	1.7
	Conference-Only...	10-4	76	7.6	5-11	.455	0-0	.000	1-2	.500	9	4	13	1.3	21	0	1	4	7	1	11	1.1
03	Ellis, Fred	23-0	178	7.7	12-34	.353	2-10	.200	12-20	.600	16	27	43	1.9	32	0	6	14	6	7	38	1.7
	Conference-Only...	10-0	38	3.8	0-7	.000	0-0	.000	0-2	.000	9	5	14	1.4	14	0	0	5	1	1	0	0.0
11	Simpson, Delbert	8-0	31	3.9	4-12	.333	1-4	.250	3-3	1.000	1	8	9	1.1	6	0	0	2	2	2	12	1.5
	Conference-Only...	1-0	6	6.0	0-2	.000	0-0	.000	0-0	.000	1	0	1	1.0	0	0	0	1	0	1	0	0.0
01	Wright, Kendall	11-0	24	2.2	3-7	.429	2-5	.400	2-4	.500	3	3	6	0.5	7	0	1	2	0	2	10	0.9
	Conference-Only...	8-0	11	1.4	1-2	.500	1-2	.500	2-2	1.000	3	1	4	0.5	5	0	0	0	0	1	5	0.6
	Team										47	52	99		1			3				
	Team										28	20	48		1			3				
	Total.....	30	6025		792-1722	.460	248-686	.362	490-692	.708	327	711	1038	34.6	581	11	364	388	119	215	2322	77.4
	Conference-Only...	16	3225		394-922	.427	129-379	.340	236-329	.717	175	347	522	32.6	326	5	166	201	49	94	1153	72.1
	Opponents.....	30	6025		747-1712	.436	178-515	.346	463-651	.711	350	709	1059	35.3	597	14	384	436	81	156	2135	71.2
	Conference-Only...	16	3225		418-894	.468	96-264	.364	287-388	.740	175	398	573	35.8	305	6	213	199	51	79	1219	76.2

Score by Periods	1st	2nd	OT	Totals
Baylor	1056	1250	16	2322
Opponents	942	1183	10	2135

2008-09 BAYLOR MEN'S BASKETBALL
Baylor Combined Team Statistics (as of Mar 07, 2009)
All games

RECORD:	OVERALL	HOME	AWAY	NEUTRAL
ALL GAMES	17-13	13-5	2-7	2-1
CONFERENCE	5-11	4-4	1-7	0-0
NON-CONFERENCE	12-2	9-1	1-0	2-1

##	Player	gp-gs	min	avg	Total	fg%	3-Point	3fg%	F-Throw	ft%	Rebounds				pf	dq	a	to	blk	stl	pts	avg
					fg-fga		3fg-fga		ft-fta		off	def	tot	avg								
00	Jerrells, Curtis	30-30	1043	34.8	147-355	.414	58-156	.372	135-176	.767	24	118	142	4.7	58	0	147	91	9	45	487	16.2
24	Dunn, LaceDarius	30-5	822	27.4	143-325	.440	79-212	.373	87-109	.798	38	90	128	4.3	83	3	13	50	5	29	452	15.1
23	Rogers, Kevin	30-30	955	31.8	144-267	.539	0-1	.000	74-116	.638	84	137	221	7.4	84	3	30	72	27	20	362	12.1
45	Carter, Tweety	27-27	903	33.4	102-238	.429	65-163	.399	39-56	.696	13	60	73	2.7	68	0	82	34	0	34	308	11.4
05	Dugat, Henry	30-28	905	30.2	108-266	.406	31-98	.316	66-86	.767	11	89	100	3.3	62	2	68	52	6	47	313	10.4
04	Acy, Quincy	30-10	536	17.9	71-107	.664	0-0	.000	40-70	.571	47	73	120	4.0	74	2	9	32	32	19	182	6.1
41	Jones, Anthony	16-0	191	11.9	19-52	.365	10-37	.270	4-6	.667	9	18	27	1.7	10	0	4	7	11	5	52	3.3
50	Lomers, Josh	23-2	195	8.5	22-32	.688	0-0	.000	21-29	.724	14	19	33	1.4	48	1	2	17	4	3	65	2.8
15	Diene, Mamadou	24-18	242	10.1	17-27	.630	0-0	.000	7-17	.412	20	17	37	1.5	48	0	2	12	17	2	41	1.7
03	Ellis, Fred	23-0	178	7.7	12-34	.353	2-10	.200	12-20	.600	16	27	43	1.9	32	0	6	14	6	7	38	1.7
11	Simpson, Delbert	8-0	31	3.9	4-12	.333	1-4	.250	3-3	1.000	1	8	9	1.1	6	0	0	2	2	2	12	1.5
01	Wright, Kendall	11-0	24	2.2	3-7	.429	2-5	.400	2-4	.500	3	3	6	0.5	7	0	1	2	0	2	10	0.9
Team											47	52	99		1			3				
Total.....		30	6025		792-1722	.460	248-686	.362	490-692	.708	327	711	1038	34.6	581	11	364	388	119	215	2322	77.4
Opponents.....		30	6025		747-1712	.436	178-515	.346	463-651	.711	350	709	1059	35.3	597	14	384	436	81	156	2135	71.2

TEAM STATISTICS			BU	OPP	Date	Opponent	Score	Att.
SCORING			2322	2135	11/15/08	PAUL QUINN	w 108-50	7065
Points per game			77.4	71.2	11/18/08	CENTENARY	w 90-55	6422
Scoring margin			+6.2	-	11/22/08	SOUTHERN	w 85-43	6000
FIELD GOALS-ATT			792-1722	747-1712	11/24/08	JACKSONVILLE	w 76-68	6154
Field goal pct			.460	.436	1 11/27/08	vs Providence	w 72-56	1157
3 POINT FG-ATT			248-686	178-515	1 11/28/08	vs Arizona State	w 87-78	1417
3-point FG pct			.362	.346	1 11/30/08	vs Wake Forest	L 74-87	1877
3-pt FG made per game			8.3	5.9	12/6/08	at Washington State	w 58-52	9038
FREE THROWS-ATT			490-692	463-651	12/13/08	PRAIRIE VIEW A&M	w 90-63	5730
Free throw pct			.708	.711	12/20/08	UT ARLINGTON	w 79-76	5556
F-Throws made per game			16.3	15.4	12/22/08	HARTFORD	w 74-59	5219
REBOUNDS			1038	1059	12/29/08	PORTLAND STATE	w 79-66	5544
Rebounds per game			34.6	35.3	12/31/08	JACKSON STATE	w 113-78	5092
Rebounding margin			-0.7	-	01/02/09	SOUTH CAROLINA	L 84-85	6149
ASSISTS			364	384	* 01/10/09	TEXAS TECH	w 73-61	8032
Assists per game			12.1	12.8	* 01/14/09	at Texas A&M	L 73-84	9537
TURNOVERS			388	436	* 01/17/09	OKLAHOMA STATE	Wot 98-92	8651
Turnovers per game			12.9	14.5	* 01/21/09	at Kansas State	w 83-65	9386
Turnover margin			+1.6	-	* 01/24/09	at Oklahoma	L 76-95	12849
Assist/turnover ratio			0.9	0.9	* 01/27/09	TEXAS	L 72-78	9151
STEALS			215	156	* 01/31/09	at Missouri	L 72-89	15061
Steals per game			7.2	5.2	* 02/02/09	KANSAS	L 65-75	9028
BLOCKS			119	81	* 02/07/09	at Texas Tech	L 76-83	10962
Blocks per game			4.0	2.7	* 02/11/09	OKLAHOMA	L 63-78	8094
ATTENDANCE			125832	104993	* 02/14/09	TEXAS A&M	w 72-68	10407
Home games-Avg/Game			18-6991	9-11171	* 02/21/09	at Oklahoma State	L 74-84	9637
Neutral site-Avg/Game			-	3-1484	* 02/24/09	at Iowa State	L 62-71	10407
Score by Periods			1st	2nd	OT	Totals		
Baylor			1056	1250	16	2322		
Opponents			942	1183	10	2135		

1 = 76 Classic (Anaheim, Calif.)
2 = 2009 Phillips 66 Big 12 Championship (Oklahoma City, Okla.)
* = Conference game

2008-09 BAYLOR MEN'S BASKETBALL
Baylor Combined Team Statistics (as of Mar 07, 2009)
Conference games

RECORD:	OVERALL	HOME	AWAY	NEUTRAL
ALL GAMES	5-11	4-4	1-7	0-0
CONFERENCE	5-11	4-4	1-7	0-0
NON-CONFERENCE	0-0	0-0	0-0	0-0

#	Player	gp-gs	min	avg	Total		3-Point		F-Throw		Rebounds								a	to	blk	stl	pts	avg
					fg-fga	fg%	3fg-fga	3fg%	ft-fa	ft%	off	def	tot	avg	pf	dq								
00	Jerrells, Curtis	16-16	562	35.1	78-209	.373	37-96	.385	60-78	.769	13	64	77	4.8	39	0	60	46	4	23	253	15.8		
24	Dunn, LaceDarius	16-2	450	28.1	74-174	.425	36-107	.336	46-60	.767	22	45	67	4.2	44	1	2	26	3	13	230	14.4		
23	Rogers, Kevin	16-16	536	33.5	73-134	.545	0-1	.000	46-72	.639	40	79	119	7.4	54	2	21	40	14	10	192	12.0		
45	Carter, Tweety	16-16	548	34.2	64-153	.418	41-110	.373	16-27	.593	7	31	38	2.4	39	0	52	22	0	21	185	11.6		
05	Dugat, Henry	16-14	471	29.4	43-131	.328	8-45	.178	26-32	.813	4	44	48	3.0	34	1	24	21	1	15	120	7.5		
04	Acy, Quincy	16-10	304	19.0	34-57	.596	0-0	.000	26-38	.684	27	30	57	3.6	35	0	4	15	13	5	94	5.9		
41	Jones, Anthony	8-0	98	12.3	11-26	.423	6-18	.333	2-3	.667	6	9	15	1.9	5	0	0	4	4	1	30	3.8		
50	Lomers, Josh	14-2	125	8.9	11-16	.688	0-0	.000	11-13	.846	6	15	21	1.5	35	1	2	14	2	2	33	2.4		
15	Diene, Mamadou	10-4	76	7.6	5-11	.455	0-0	.000	1-2	.500	9	4	13	1.3	21	0	1	4	7	1	11	1.1		
01	Wright, Kendall	8-0	11	1.4	1-2	.500	1-2	.500	2-2	1.000	3	1	4	0.5	5	0	0	0	0	1	5	0.6		
03	Ellis, Fred	10-0	38	3.8	0-7	.000	0-0	.000	0-2	.000	9	5	14	1.4	14	0	0	5	1	1	0	0.0		
11	Simpson, Delbert	1-0	6	6.0	0-2	.000	0-0	.000	0-0	.000	1	0	1	1.0	0	0	0	1	0	1	0	0.0		
Team											28	20	48		1		3							
Total.....		16	3225		394-922	.427	129-379	.340	236-329	.717	175	347	522	32.6	326	5	166	201	49	94	1153	72.1		
Opponents.....		16	3225		418-894	.468	96-264	.364	287-388	.740	175	398	573	35.8	305	6	213	199	51	79	1219	76.2		

TEAM STATISTICS	BU	OPP	Date	Opponent	Score	Att.
SCORING	1153	1219	*	01/10/09	TEXAS TECH	W 73-61 8032
Points per game	72.1	76.2	*	01/14/09	at Texas A&M	L 73-84 9537
Scoring margin	-4.1	-	*	01/17/09	OKLAHOMA STATE	Wot 98-92 8651
FIELD GOALS-ATT	394-922	418-894	*	01/21/09	at Kansas State	W 83-65 9386
Field goal pct	.427	.468	*	01/24/09	at Oklahoma	L 76-95 12849
3 POINT FG-ATT	129-379	96-264	*	01/27/09	TEXAS	L 72-78 9151
3-point FG pct	.340	.364	*	01/31/09	at Missouri	L 72-89 15061
3-pt FG made per game	8.1	6.0	*	02/02/09	KANSAS	L 65-75 9028
FREE THROWS-ATT	236-329	287-388	*	02/07/09	at Texas Tech	L 76-83 10962
Free throw pct	.717	.740	*	02/11/09	OKLAHOMA	L 63-78 8094
F-Throws made per game	14.8	17.9	*	02/14/09	TEXAS A&M	W 72-68 10407
REBOUNDS	522	573	*	02/21/09	at Oklahoma State	L 74-84 9637
Rebounds per game	32.6	35.8	*	02/24/09	at Iowa State	L 62-71 10407
Rebounding margin	-3.2	-	*	02/28/09	COLORADO	W 75-57 7192
ASSISTS	166	213	*	03/02/09	at Texas	L 57-73 13665
Assists per game	10.4	13.3	*	03/07/09	NEBRASKA	L 62-66 6346
TURNOVERS	201	199				
Turnovers per game	12.6	12.4				
Turnover margin	-0.1	-				
Assist/turnover ratio	0.8	1.1				
STEALS	94	79				
Steals per game	5.9	4.9				
BLOCKS	49	51				
Blocks per game	3.1	3.2				
ATTENDANCE	66901	91504				
Home games-Avg/Game	8-8363	8-11438				
Neutral site-Avg/Game	-	0-0				

1 = 76 Classic (Anaheim, Calif.)
2 = 2009 Phillips 66 Big 12 Championship (Oklahoma City, Okla.)
* = Conference game

Score by Periods	1st	2nd	OT	Totals
Baylor	498	639	16	1153
Opponents	544	665	10	1219

2008-09 BAYLOR MEN'S BASKETBALL
Baylor Team Game-by-Game (as of Mar 09, 2009)
All games

TEAM STATISTICS

Opponent	Date	Score		Total		3-Pointers		Free throws		Rebounds										
				fg-fga	pct	3fg-fga	pct	ft-fta	pct	off	def	tot	avg	pf	a	t/o	blk	stl	pts	avg
PAUL QUINN	11/15/08	108-50	W	39-72	.542	11-27	.407	19-24	.792	16	32	48	48.0	17	24	15	13	17	108	108.0
CENTENARY	11/18/08	90-55	W	32-50	.640	8-17	.471	18-27	.667	10	27	37	42.5	13	17	10	6	6	90	99.0
SOUTHERN	11/22/08	85-43	W	31-59	.525	4-17	.235	19-35	.543	11	34	45	43.3	10	13	13	11	17	85	94.3
JACKSONVILLE	11/24/08	76-68	W	28-56	.500	12-24	.500	8-13	.615	8	16	24	38.5	16	14	9	4	8	76	89.8
vs Providence	11/27/08	72-56	W	24-49	.490	4-20	.200	20-29	.690	9	38	47	40.2	25	11	23	4	7	72	86.2
vs Arizona State	11/28/08	87-78	W	26-51	.510	11-24	.458	24-31	.774	5	20	25	37.7	20	18	8	2	7	87	86.3
vs Wake Forest	11/30/08	74-87	L	22-68	.324	8-31	.258	22-33	.667	10	28	38	37.7	30	9	15	2	10	74	84.6
at Washington State	12/6/08	58-52	W	16-40	.400	5-14	.357	21-25	.840	5	25	30	36.8	21	7	12	0	3	58	81.2
PRAIRIE VIEW A&M	12/13/08	90-63	W	31-64	.484	15-31	.484	13-21	.619	13	20	33	36.3	18	18	14	5	12	90	82.2
UT ARLINGTON	12/20/08	79-76	W	24-57	.421	8-24	.333	23-32	.719	21	19	40	36.7	17	12	10	3	6	79	81.9
HARTFORD	12/22/08	74-59	W	22-43	.512	9-22	.409	21-29	.724	5	25	30	36.1	15	12	15	6	6	74	81.2
PORTLAND STATE	12/29/08	79-66	W	29-57	.509	7-16	.438	14-21	.667	6	28	34	35.9	14	14	12	3	9	79	81.0
JACKSON STATE	12/31/08	113-78	W	44-69	.638	10-24	.417	15-19	.789	12	30	42	36.4	19	17	15	6	9	113	83.5
SOUTH CAROLINA	01/02/09	84-85	L	30-65	.462	7-16	.438	17-24	.708	21	22	43	36.9	20	12	16	5	4	84	83.5
TEXAS TECH	01/10/09	73-61	W	26-55	.473	9-27	.333	12-21	.571	11	18	29	36.3	21	11	16	3	9	73	82.8
at Texas A&M	01/14/09	73-84	L	27-62	.435	5-16	.313	14-19	.737	15	23	38	36.4	23	6	11	5	2	73	82.2
OKLAHOMA STATE	01/17/09	98-92	Wot	31-63	.492	12-27	.444	24-39	.615	17	30	47	37.1	20	14	19	7	5	98	83.1
at Kansas State	01/21/09	83-65	W	28-50	.560	13-22	.591	14-18	.778	10	23	33	36.8	16	19	14	1	4	83	83.1
at Oklahoma	01/24/09	76-95	L	28-81	.346	12-33	.364	8-13	.615	24	15	39	36.9	17	7	9	1	9	76	82.7
TEXAS	01/27/09	72-78	L	24-64	.375	6-20	.300	18-27	.667	17	25	42	37.2	21	11	13	5	6	72	82.2
at Missouri	01/31/09	72-89	L	28-62	.452	6-23	.261	10-14	.714	8	21	29	36.8	26	11	18	2	7	72	81.7
KANSAS	02/02/09	65-75	L	18-51	.353	8-22	.364	21-27	.778	7	22	29	36.5	18	11	16	6	10	65	81.0
at Texas Tech	02/07/09	76-83	L	22-55	.400	10-26	.385	22-23	.957	6	21	27	36.0	19	6	10	1	5	76	80.7
OKLAHOMA	02/11/09	63-78	L	22-57	.386	5-26	.192	14-19	.737	13	19	32	35.9	23	11	11	3	3	63	80.0
TEXAS A&M	02/14/09	72-68	W	27-48	.563	7-19	.368	11-16	.688	3	21	24	35.4	18	14	7	6	7	72	79.7
at Oklahoma State	02/21/09	74-84	L	25-61	.410	13-31	.419	11-15	.733	10	20	30	35.2	21	8	8	3	4	74	79.5
at Iowa State	02/24/09	62-71	L	24-59	.407	4-27	.148	10-15	.667	10	21	31	35.0	16	11	11	1	8	62	78.8
COLORADO	02/28/09	75-57	W	24-46	.522	6-15	.400	21-26	.808	9	23	32	34.9	21	10	12	2	6	75	78.7
at Texas	03/02/09	57-73	L	18-57	.316	5-21	.238	16-24	.667	7	22	29	34.7	27	8	10	2	4	57	77.9
NEBRASKA	03/07/09	62-66	L	22-51	.431	8-24	.333	10-13	.769	8	23	31	34.6	19	8	16	1	5	62	77.4
Baylor		2322		792-1722	.460	248-686	.362	490-692	.708	327	711	1038	34.6	581	364	388	119	215	2322	77.4
Opponents		2135		747-1712	.436	178-515	.346	463-651	.711	350	709	1059	35.3	597	384	436	81	156	2135	71.2

Games played: 30
Points/game: 77.4
FG Pct: 46.0
3FG Pct: 36.2
FT Pct: 70.8

Rebounds/game: 34.6
Assists/game: 12.1
Turnovers/game: 12.9
Assist/turnover ratio: 0.9
Steals/game: 7.2
Blocks/game: 4.0

2008-09 BAYLOR MEN'S BASKETBALL
Baylor Opponent Game-by-Game (as of Mar 09, 2009)
All games

OPPONENT STATISTICS

Opponent	Date	Score		Total		3-Pointers		Free throws		Rebounds				pf	a	t/o	blk	stl	pts	avg
				fg-fga	pct	3fg-fga	pct	ft-fta	pct	off	def	tot	avg							
PAUL QUINN	11/15/08	108-50	W	19-63	.302	2-11	.182	10-17	.588	15	19	34	34.0	19	9	25	4	9	50	50.0
CENTENARY	11/18/08	90-55	W	22-59	.373	8-25	.320	3-7	.429	13	14	27	30.5	24	10	13	2	4	55	52.5
SOUTHERN	11/22/08	85-43	W	15-58	.259	6-18	.333	7-11	.636	12	23	35	32.0	24	9	28	2	8	43	49.3
JACKSONVILLE	11/24/08	76-68	W	27-52	.519	5-16	.313	9-12	.750	12	25	37	33.2	22	15	21	2	3	68	54.0
vs Providence	11/27/08	72-56	W	17-62	.274	4-23	.174	18-29	.621	12	21	33	33.2	21	8	15	0	6	56	54.4
vs Arizona State	11/28/08	87-78	W	25-54	.463	9-26	.346	19-24	.792	10	24	34	33.3	25	12	14	1	4	78	58.3
vs Wake Forest	11/30/08	74-87	L	26-64	.406	1-6	.167	34-48	.708	20	42	62	37.4	24	14	21	5	7	87	62.4
at Washington State	12/6/08	58-52	W	17-45	.378	6-14	.429	12-19	.632	7	19	26	36.0	19	12	10	2	2	52	61.1
PRAIRIE VIEW A&M	12/13/08	90-63	W	23-59	.390	5-14	.357	12-16	.750	19	24	43	36.8	17	6	22	0	5	63	61.3
UT ARLINGTON	12/20/08	79-76	W	30-59	.508	5-20	.250	11-13	.846	11	18	29	36.0	21	16	11	1	6	76	62.8
HARTFORD	12/22/08	74-59	W	20-48	.417	9-24	.375	10-15	.667	7	22	29	35.4	22	17	20	0	5	59	62.5
PORTLAND STATE	12/29/08	79-66	W	26-61	.426	8-25	.320	6-8	.750	8	27	35	35.3	16	14	13	5	3	66	62.8
JACKSON STATE	12/31/08	113-78	W	28-71	.394	6-15	.400	16-25	.640	17	15	32	35.1	18	16	13	1	6	78	63.9
SOUTH CAROLINA	01/02/09	84-85	L	34-63	.540	8-14	.571	9-19	.474	12	18	30	34.7	20	13	11	5	9	85	65.4
TEXAS TECH	01/10/09	73-61	W	21-50	.420	5-15	.333	14-23	.609	16	23	39	35.0	21	14	23	3	4	61	65.1
at Texas A&M	01/14/09	73-84	L	29-62	.468	6-9	.667	20-28	.714	17	22	39	35.2	16	12	7	4	5	84	66.3
OKLAHOMA STATE	01/17/09	98-92	Wot	32-73	.438	14-31	.452	14-25	.560	16	23	39	35.5	28	12	15	3	10	92	67.8
at Kansas State	01/21/09	83-65	W	26-64	.406	4-15	.267	9-11	.818	14	15	29	35.1	17	11	10	0	7	65	67.7
at Oklahoma	01/24/09	76-95	L	35-60	.583	7-15	.467	18-23	.783	12	32	44	35.6	16	18	15	5	5	95	69.1
TEXAS	01/27/09	72-78	L	28-63	.444	3-14	.214	19-27	.704	13	29	42	35.9	23	11	10	5	5	78	69.6
at Missouri	01/31/09	72-89	L	28-58	.483	3-18	.167	30-36	.833	10	25	35	35.9	17	17	14	3	9	89	70.5
KANSAS	02/02/09	65-75	L	28-57	.491	3-8	.375	16-20	.800	9	28	37	35.9	22	13	15	4	5	75	70.7
at Texas Tech	02/07/09	76-83	L	30-58	.517	7-14	.500	16-24	.667	11	27	38	36.0	17	20	12	5	4	83	71.2
OKLAHOMA	02/11/09	63-78	L	26-48	.542	7-16	.438	19-27	.704	7	25	32	35.8	20	14	9	5	3	78	71.5
TEXAS A&M	02/14/09	72-68	W	22-54	.407	6-16	.375	18-24	.750	14	21	35	35.8	18	10	10	3	2	68	71.4
at Oklahoma State	02/21/09	74-84	L	25-53	.472	6-19	.316	28-33	.848	10	29	39	35.9	17	6	7	4	3	84	71.8
at Iowa State	02/24/09	62-71	L	23-52	.442	10-26	.385	15-16	.938	9	28	37	36.0	17	15	14	2	4	71	71.8
COLORADO	02/28/09	75-57	W	18-42	.429	7-19	.368	14-20	.700	5	17	22	35.5	22	13	15	1	4	57	71.3
at Texas	03/02/09	57-73	L	27-56	.482	1-7	.143	18-29	.621	10	31	41	35.7	19	13	11	2	3	73	71.3
NEBRASKA	03/07/09	62-66	L	20-44	.455	7-22	.318	19-22	.864	2	23	25	35.3	15	14	12	2	6	66	71.2
Opponents		2135		747-1712	.436	178-515	.346	463-651	.711	350	709	1059	35.3	597	384	436	81	156	2135	71.2
Baylor		2322		792-1722	.460	248-686	.362	490-692	.708	327	711	1038	34.6	581	364	388	119	215	2322	77.4

Games played: 30
Points/game: 71.2
FG Pct: 43.6
3FG Pct: 34.6
FT Pct: 71.1

Rebounds/game: 35.3
Assists/game: 12.8
Turnovers/game: 14.5
Assist/turnover ratio: 0.9
Steals/game: 5.2
Blocks/game: 2.7

2008-09 BAYLOR MEN'S BASKETBALL
Baylor Team High/Low Analysis (as of Mar 09, 2009)
All games

Baylor - TEAM GAME HIGHS

POINTS	113	JACKSON STATE (12/31/08)
	108	PAUL QUINN (11/15/08)
	98	OKLAHOMA STATE (01/17/09)
	90	PRAIRIE VIEW A&M (12/13/08)
	90	CENTENARY (11/18/08)
FIELD GOALS MADE	44	JACKSON STATE (12/31/08)
	39	PAUL QUINN (11/15/08)
FIELD GOAL ATTEMPTS	81	at Oklahoma (01/24/09)
	72	PAUL QUINN (11/15/08)
FIELD GOAL PERCENTAGE	.640 (32-50)	CENTENARY (11/18/08)
	.638 (44-69)	JACKSON STATE (12/31/08)
3 PT FIELD GOALS MADE	15	PRAIRIE VIEW A&M (12/13/08)
	13	at Oklahoma State (02/21/09)
	13	at Kansas State (01/21/09)
3 PT FG ATTEMPTS	33	at Oklahoma (01/24/09)
	31	at Oklahoma State (02/21/09)
	31	PRAIRIE VIEW A&M (12/13/08)
	31	vs Wake Forest (11/30/08)
3 PT FG PERCENTAGE	.591 (13-22)	at Kansas State (01/21/09)
	.500 (12-24)	JACKSONVILLE (11/24/08)
FREE THROWS MADE	24	OKLAHOMA STATE (01/17/09)
	24	vs Arizona State (11/28/08)
FREE THROW ATTEMPTS	39	OKLAHOMA STATE (01/17/09)
	35	SOUTHERN (11/22/08)
FREE THROW PERCENTAGE	.957 (22-23)	at Texas Tech (02/07/09)
	.840 (21-25)	at Washington State (12/6/08)
REBOUNDS	48	PAUL QUINN (11/15/08)
	47	OKLAHOMA STATE (01/17/09)
	47	vs Providence (11/27/08)
ASSISTS	24	PAUL QUINN (11/15/08)
	19	at Kansas State (01/21/09)
STEALS	17	SOUTHERN (11/22/08)
	17	PAUL QUINN (11/15/08)
BLOCKED SHOTS	13	PAUL QUINN (11/15/08)
	11	SOUTHERN (11/22/08)
TURNOVERS	23	vs Providence (11/27/08)
	19	OKLAHOMA STATE (01/17/09)
FOULS	30	vs Wake Forest (11/30/08)
	27	at Texas (03/02/09)

2008-09 BAYLOR MEN'S BASKETBALL
Baylor High/Low Analysis (as of Mar 09, 2009)
All games

Opponent - GAME HIGHS

POINTS	95		at Oklahoma (01/24/09)
	92		OKLAHOMA STATE (01/17/09)
	89		at Missouri (01/31/09)
	87		vs Wake Forest (11/30/08)
	85		SOUTH CAROLINA (01/02/09)
FIELD GOALS MADE	35		at Oklahoma (01/24/09)
	34		SOUTH CAROLINA (01/02/09)
FIELD GOAL ATTEMPTS	73		OKLAHOMA STATE (01/17/09)
	71		JACKSON STATE (12/31/08)
FIELD GOAL PERCENTAGE	.583	(35-60)	at Oklahoma (01/24/09)
	.542	(26-48)	OKLAHOMA (02/11/09)
3 PT FIELD GOALS MADE	14		OKLAHOMA STATE (01/17/09)
	10		at Iowa State (02/24/09)
3 PT FG ATTEMPTS	31		OKLAHOMA STATE (01/17/09)
	26		at Iowa State (02/24/09)
	26		vs Arizona State (11/28/08)
3 PT FG PERCENTAGE	.667	(6-9)	at Texas A&M (01/14/09)
	.571	(8-14)	SOUTH CAROLINA (01/02/09)
FREE THROWS MADE	34		vs Wake Forest (11/30/08)
	30		at Missouri (01/31/09)
FREE THROW ATTEMPTS	48		vs Wake Forest (11/30/08)
	36		at Missouri (01/31/09)
FREE THROW PERCENTAGE	.938	(15-16)	at Iowa State (02/24/09)
	.864	(19-22)	NEBRASKA (03/07/09)
REBOUNDS	62		vs Wake Forest (11/30/08)
	44		at Oklahoma (01/24/09)
ASSISTS	20		at Texas Tech (02/07/09)
	18		at Oklahoma (01/24/09)
STEALS	10		OKLAHOMA STATE (01/17/09)
	9		at Missouri (01/31/09)
	9		SOUTH CAROLINA (01/02/09)
	9		PAUL QUINN (11/15/08)
BLOCKED SHOTS	5		OKLAHOMA (02/11/09)
	5		at Texas Tech (02/07/09)
	5		TEXAS (01/27/09)
	5		at Oklahoma (01/24/09)
	5		SOUTH CAROLINA (01/02/09)
	5		PORTLAND STATE (12/29/08)
	5		vs Wake Forest (11/30/08)
TURNOVERS	28		SOUTHERN (11/22/08)
	25		PAUL QUINN (11/15/08)
FOULS	28		OKLAHOMA STATE (01/17/09)
	25		vs Arizona State (11/28/08)

2008-09 BAYLOR MEN'S BASKETBALL
Baylor High/Low Analysis (as of Mar 09, 2009)
All games

Baylor - GAME LOWS

POINTS	57		at Texas (03/02/09)
	58		at Washington State (12/6/08)
	62		at Iowa State (02/24/09)
	62		NEBRASKA (03/07/09)
	63		OKLAHOMA (02/11/09)
FIELD GOALS MADE	16		at Washington State (12/6/08)
	18		KANSAS (02/02/09)
	18		at Texas (03/02/09)
FIELD GOAL ATTEMPTS	40		at Washington State (12/6/08)
	43		HARTFORD (12/22/08)
FIELD GOAL PERCENTAGE	.316	(18-57)	at Texas (03/02/09)
	.324	(22-68)	vs Wake Forest (11/30/08)
3 PT FIELD GOALS MADE	4		SOUTHERN (11/22/08)
	4		vs Providence (11/27/08)
	4		at Iowa State (02/24/09)
3 PT FG ATTEMPTS	14		at Washington State (12/6/08)
	15		COLORADO (02/28/09)
3 PT FG PERCENTAGE	.148	(4-27)	at Iowa State (02/24/09)
	.192	(5-26)	OKLAHOMA (02/11/09)
FREE THROWS MADE	8		JACKSONVILLE (11/24/08)
	8		at Oklahoma (01/24/09)
FREE THROW ATTEMPTS	13		JACKSONVILLE (11/24/08)
	13		at Oklahoma (01/24/09)
	13		NEBRASKA (03/07/09)
FREE THROW PERCENTAGE	.543	(19-35)	SOUTHERN (11/22/08)
	.571	(12-21)	TEXAS TECH (01/10/09)
REBOUNDS	24		JACKSONVILLE (11/24/08)
	24		TEXAS A&M (02/14/09)
ASSISTS	6		at Texas A&M (01/14/09)
	6		at Texas Tech (02/07/09)
STEALS	2		at Texas A&M (01/14/09)
	3		at Washington State (12/6/08)
	3		OKLAHOMA (02/11/09)
BLOCKED SHOTS	0		at Washington State (12/6/08)
	1		at Kansas State (01/21/09)
	1		at Oklahoma (01/24/09)
	1		at Texas Tech (02/07/09)
	1		at Iowa State (02/24/09)
	1		NEBRASKA (03/07/09)
TURNOVERS	7		TEXAS A&M (02/14/09)
	8		vs Arizona State (11/28/08)
	8		at Oklahoma State (02/21/09)
FOULS	10		SOUTHERN (11/22/08)
	13		CENTENARY (11/18/08)

2008-09 BAYLOR MEN'S BASKETBALL
Baylor High/Low Analysis (as of Mar 09, 2009)
All games

Opponent - GAME LOWS

POINTS	43		SOUTHERN (11/22/08)
	50		PAUL QUINN (11/15/08)
	52		at Washington State (12/6/08)
	55		CENTENARY (11/18/08)
	56		vs Providence (11/27/08)
FIELD GOALS MADE	15		SOUTHERN (11/22/08)
	17		vs Providence (11/27/08)
	17		at Washington State (12/6/08)
FIELD GOAL ATTEMPTS	42		COLORADO (02/28/09)
	44		NEBRASKA (03/07/09)
FIELD GOAL PERCENTAGE	.259	(15-58)	SOUTHERN (11/22/08)
	.274	(17-62)	vs Providence (11/27/08)
3 PT FIELD GOALS MADE	1		vs Wake Forest (11/30/08)
	1		at Texas (03/02/09)
3 PT FG ATTEMPTS	6		vs Wake Forest (11/30/08)
	7		at Texas (03/02/09)
3 PT FG PERCENTAGE	.143	(1-7)	at Texas (03/02/09)
	.167	(1-6)	vs Wake Forest (11/30/08)
	.167	(3-18)	at Missouri (01/31/09)
FREE THROWS MADE	3		CENTENARY (11/18/08)
	6		PORTLAND STATE (12/29/08)
FREE THROW ATTEMPTS	7		CENTENARY (11/18/08)
	8		PORTLAND STATE (12/29/08)
FREE THROW PERCENTAGE	.429	(3-7)	CENTENARY (11/18/08)
	.474	(9-19)	SOUTH CAROLINA (01/02/09)
REBOUNDS	22		COLORADO (02/28/09)
	25		NEBRASKA (03/07/09)
ASSISTS	6		PRAIRIE VIEW A&M (12/13/08)
	6		at Oklahoma State (02/21/09)
STEALS	2		at Washington State (12/6/08)
	2		TEXAS A&M (02/14/09)
BLOCKED SHOTS	0		vs Providence (11/27/08)
	0		PRAIRIE VIEW A&M (12/13/08)
	0		HARTFORD (12/22/08)
	0		at Kansas State (01/21/09)
TURNOVERS	7		at Texas A&M (01/14/09)
	7		at Oklahoma State (02/21/09)
FOULS	15		NEBRASKA (03/07/09)
	16		PORTLAND STATE (12/29/08)
	16		at Texas A&M (01/14/09)
	16		at Oklahoma (01/24/09)

Official Basketball Box Score -- Game Totals -- Final Statistics

Nebraska vs Baylor

03/07/09 3 p.m. at Ferrell Center; Waco, Texas

Nebraska 66 • 18-11,(8-8)

#	Player		Total	3-Ptr	FT-FTA	Rebounds			PF	TP	A	TO	Blk	Stl	Min
			FG-FGA	FG-FGA		Off	Def	Tot							
32	Balham, Chris	f	0-0	0-0	0-0	0	1	1	1	0	0	0	0	0	5
04	Harley, Steve	g	3-6	0-2	0-0	0	1	1	1	6	3	3	0	0	31
05	Henry, Sek	g	2-4	2-3	0-0	0	3	3	0	6	0	0	0	0	13
11	Dagunduro, Ade	g	2-4	0-1	7-9	1	1	2	4	11	0	2	0	1	30
24	Miller, Cookie	g	1-3	1-2	4-4	0	5	5	0	7	3	4	0	1	34
03	Richardson, Brandon		1-5	0-4	2-2	0	2	2	1	4	1	0	0	0	19
15	Edwards, Alonzo		2-3	2-2	0-0	0	0	0	2	6	0	0	0	0	7
25	Velandar, Paul		0-4	0-4	2-2	0	3	3	1	2	1	2	0	0	17
30	McCray, Toney		7-10	0-0	4-5	0	4	4	1	18	1	1	2	2	27
44	Anderson, Ryan		2-5	2-4	0-0	0	3	3	4	6	5	0	0	2	17
Team						1	0	1							
Totals			20-44	7-22	19-22	2	23	25	15	66	14	12	2	6	200

FG % 1st Half: 10-22 45.5% 2nd half: 10-22 45.5% Game: 20-44 45.5%
 3FG % 1st Half: 3-11 27.3% 2nd half: 4-11 36.4% Game: 7-22 31.8%
 FT % 1st Half: 3-4 75.0% 2nd half: 16-18 88.9% Game: 19-22 86.4%

Deadball
Rebounds
2

Baylor 62 • 17-13,(5-11)

#	Player		Total	3-Ptr	FT-FTA	Rebounds			PF	TP	A	TO	Blk	Stl	Min
			FG-FGA	FG-FGA		Off	Def	Tot							
23	Rogers, Kevin	f	4-7	0-0	2-4	2	4	6	5	10	2	3	0	1	32
15	Diene, Mamadou	c	0-0	0-0	0-0	1	0	1	1	0	0	2	0	0	5
00	Jerrells, Curtis	g	5-10	4-6	0-0	1	5	6	4	14	2	5	0	1	35
05	Dugat, Henry	g	3-8	0-3	1-2	0	6	6	0	7	1	0	0	1	34
45	Carter, Tweety	g	3-8	3-8	0-0	0	4	4	3	9	2	0	0	1	33
01	Wright, Kendall		0-0	0-0	0-0	0	0	0	1	0	0	0	0	0	0+
04	Acy, Quincy		0-2	0-0	2-2	2	1	3	1	2	0	0	0	0	13
24	Dunn, LaceDarius		5-10	1-6	5-5	0	1	1	0	16	1	3	0	1	25
41	Jones, Anthony		0-2	0-1	0-0	1	1	2	0	0	0	0	0	0	8
50	Lomers, Josh		2-4	0-0	0-0	0	1	1	4	4	0	3	1	0	15
Team						1	0	1							
Totals			22-51	8-24	10-13	8	23	31	19	62	8	16	1	5	200

FG % 1st Half: 10-27 37.0% 2nd half: 12-24 50.0% Game: 22-51 43.1%
 3FG % 1st Half: 4-13 30.8% 2nd half: 4-11 36.4% Game: 8-24 33.3%
 FT % 1st Half: 1-2 50.0% 2nd half: 9-11 81.8% Game: 10-13 76.9%

Deadball
Rebounds
1

Officials: R-Duke Edsall, U1-Hal Lusk, U2-Darron George

Technical fouls: Nebraska-None. Baylor-None.

Attendance: 6346

Fouled Out: Baylor - #23 Rogers 3:09

Score by periods	1st	2nd	Total
Nebraska	26	40	66
Baylor	25	37	62

Points	In Paint	Off T/O	2nd Chance	Fast Break	Bench
NU	24	16	3	10	36
BU	24	13	5	6	22

Last FG - NU 2nd-01:30, BU 2nd-00:01.

Largest lead - NU by 7 2nd-00:16, BU by 6 2nd-15:34.

Score tied - 5 times.

Lead changed - 13 times.

Official Basketball Box Score -- Game Totals -- Final Statistics

Colorado vs Baylor

03-13-08 2:07 p.m. at Kansas City, Mo. (Sprint Center)

Colorado 91 • 12-19

#	Player		Total	3-Ptr	Rebounds			PF	TP	A	TO	Blk	Stl	Min
			FG-FGA	FG-FGA	FT-FTA	Off	Def	Tot						
31	Jackson-Wilson, Jermy	f	1-7	0-0	3-4	5	3	8	5	5	3	1	0	27
32	King-Stockton, Marcus	f	2-2	0-0	1-5	0	6	6	5	5	2	3	5	28
01	Hall, Marcus	g	10-19	2-7	3-5	2	2	4	2	25	10	2	0	48
11	Higgins, Cory	g	5-6	0-1	0-2	1	7	8	3	10	3	2	1	46
23	Roby, Richard	g	11-18	1-5	9-10	3	9	12	4	32	3	7	2	50
12	Thorne II, Dwight		5-10	3-8	1-2	0	2	2	5	14	0	0	0	38
14	Coney, Javon		0-0	0-0	0-0	0	0	0	0	0	0	0	0	1
24	Knutson, Levi		0-1	0-0	0-0	0	3	3	1	0	1	1	0	12
Team						0	1	1			1			
Totals			34-63	6-21	17-28	11	33	44	25	91	22	17	8	250

FG % 1st Half:	18-25	72.0%	2nd half:	7-24	29.2%	OT:	9-14	64.3%	Game:	34-63	54.0%	Deadball
3FG % 1st Half:	6-10	60.0%	2nd half:	0-7	0.0%	OT:	0-4	0.0%	Game:	6-21	28.6%	Rebounds
FT % 1st Half:	2-2	100.0%	2nd half:	7-13	53.8%	OT:	8-13	61.5%	Game:	17-28	60.7%	3

Baylor 84 • 21-10

#	Player		Total	3-Ptr	Rebounds			PF	TP	A	TO	Blk	Stl	Min
			FG-FGA	FG-FGA	FT-FTA	Off	Def	Tot						
23	Rogers, Kevin	f	3-7	0-1	2-6	3	8	11	5	8	0	1	1	40-
40	Shepherd, Mark	f	0-0	0-0	0-0	1	1	2	2	0	0	0	0	8
00	Jerrells, Curtis	g	6-18	1-7	7-8	1	4	5	4	20	6	3	0	42
05	Dugat, Henry	g	5-10	3-4	6-6	0	5	5	3	19	0	1	0	43
45	Carter, Tweety	g	6-13	3-8	1-2	1	3	4	4	16	0	4	0	42
11	Simpson, Delbert		0-1	0-0	1-2	0	1	1	4	1	0	0	0	13
14	Bruce, Aaron		0-1	0-1	0-0	0	0	0	0	0	3	0	0	18
15	Diene, Mamadou		0-1	0-0	0-0	0	0	0	1	0	0	0	0	6
24	Dunn, LaceDarius		7-14	1-7	5-7	3	4	7	2	20	0	1	0	38
Team						1	0	1			1			
Totals			27-65	8-28	22-31	10	26	36	25	84	9	11	1	250

FG % 1st Half:	12-28	42.9%	2nd half:	10-21	47.6%	OT:	5-16	31.3%	Game:	27-65	41.5%	Deadball
3FG % 1st Half:	5-14	35.7%	2nd half:	2-10	20.0%	OT:	1-4	25.0%	Game:	8-28	28.6%	Rebounds
FT % 1st Half:	2-3	66.7%	2nd half:	12-17	70.6%	OT:	8-11	72.7%	Game:	22-31	71.0%	4

Officials: Curtis Shaw, Kelly Self, Randy Heimerman

Technical fouls: Colorado-None. Baylor-None.

Attendance: 18758

Phillips 66 Big 12 Championship - First Round, Game 2

Score by periods	1st	2nd	OT	OT2	Total
Colorado	44	21	9	17	91
Baylor	31	34	9	10	84

Points	In Paint	Off T/O	2nd Chance	Fast Break	Bench
CU	46	7	4	11	14
BU	34	21	10	12	21

Last FG - CU OT2-00:25, BU OT2-00:03.

Largest lead - CU by 15 2nd-15:43, BU by 5 1st-08:36.

Score tied - 7 times.

Lead changed - 5 times.

PHILLIPS 66 BIG 12 MEN'S BASKETBALL CHAMPIONSHIP

Wednesday - Saturday, March 11-14
Ford Center -- Oklahoma City, Oklahoma

First Round
Wednesday, March 11

Quarterfinals
Thursday, March 12

Semifinals
Friday, March 13

Championship
Saturday, March 14

No. 8 Nebraska

Game 1
11:30 a.m.
Big 12 Network

No. 9 Baylor

Game 5
11:30 a.m.
ESPN2

No. 1 Kansas

No. 5 Texas

Game 2
2:00 p.m.
Big 12 Network

No. 12 Colorado

Game 6
2:00 p.m.
Big 12 Network

No. 4 Kansas State

No. 7 Oklahoma State

Game 3
6:00 p.m.
Big 12 Network

No. 10 Iowa State

Game 7
6:00 p.m.
Big 12 Network

No. 2 Oklahoma

No. 6 Texas A&M

Game 4
8:30 p.m.
Big 12 Network

No. 11 Texas Tech

Game 8
8:30 p.m.
ESPN2

No. 3 Missouri

Game 9
6:00 p.m.
Big 12 Network



Game 11
5:00 p.m.
ESPN

Big 12 Champion

Future Championship Dates

2010: March 10-13 (Kansas City)

2011: March 9-12 (Kansas City)

*Note: The Championship will be held
Wednesday - Saturday beginning in 2009*

*All times Central. Times and network lineups are subject to change
Telecasts on the Big 12 Network are syndicated by ESPN Regional Television throughout Big 12 markets
All Big 12 Network games will be carried outside conference markets on ESPN Full Court and ESPN360.com*