



K-STATE

2008-09 MEN'S BASKETBALL



K-State is proud of its partnership with 1st Battalion, 7th Field Artillery Regiment

SCHEDULE/RESULTS

NOVEMBER

9	WASHBURN (Exh.)	W, 81-57	Webcast
14	FLORIDA A&M	W, 96-57	FSKC
16	SE MISSOURI STATE	W, 88-68	Webcast
19	EMPORIA STATE	W, 82-60	FSKC
22	at Cleveland State	W, 69-59	
25	OAKLAND	W, 83-64	FSKC
28	vs. Kentucky%	L, 72-74	ESPNU
29	vs. Iowa%	L, 63-65	

DECEMBER

7	at Oregon&	L, 70-75	FSN
11	SOUTHERN MISS@	W, 74-55	FSKC
14	GARDNER-WEBB	W, 107-48	Webcast
20	CENTENARY	W, 73-51	Webcast
30	WAGNER	W, 82-53	FSKC

JANUARY

3	IDAHO STATE	W, 83-57	FSKC
5	CHICAGO STATE	W, 99-68	FSKC
10	6/6 OKLAHOMA*	L, 53-61	B12 Network
13	at Kansas*	L, 71-87	B12 Network
17	at Nebraska*	5 p.m.	B12 Network
21	21/21 BAYLOR*	8 p.m.	ESPN2
24	at Colorado*	5 p.m.	B12 Network
28	MISSOURI*	8 p.m.	FSKC
31	at 11/11 Texas*	3 p.m.	B12 Network

FEBRUARY

3	IOWA STATE*	7 p.m.	FSKC
7	at Texas A&M*	3 p.m.	B12 Network
11	TEXAS TECH*	8 p.m.	ESPNU
14	KANSAS*	2:30 p.m.	ABC
17	UNC CENTRAL	7 p.m.	Webcast
21	at Iowa State*	5 p.m.	FSKC
25	at Missouri*	8 p.m.	ESPNU
28	NEBRASKA*	7 p.m.	B12 Network

MARCH

3	at Oklahoma State*	6:30 p.m.	ESPN2
7	COLORADO*	12:30 p.m.	B12 Network
11-14	Big 12 Championship\$		ESPN/Plus
19-22	NCAA First/Second Rounds		CBS
26-29	NCAA Regionals		CBS

APRIL

4-6	NCAA Final Four#		CBS
-----	------------------	--	-----

% Findlay Toyota Las Vegas Invitational (Las Vegas, Nev.)
 & Big 12/Pac-10 Hardwood Series (Eugene, Ore.)
 @ To be played at Sprint Center (Kansas City, Mo.)
 \$ Phillips 66 Big 12 Championship (Oklahoma City, Okla.)
 # NCAA Final Four (Detroit, Mich.)

FSN Kansas City is broadcast throughout the state and Kansas City area
 FSKC broadcasts can also be found on ESPN Full Court and ESPN360
 Big 12 Network is ESPN regional television

K-STATE SPORTS INFORMATION

1800 College Avenue
 Bramlage Coliseum, Suite 37
 Manhattan, KS 66502

Men's Basketball Contact: Tom Gilbert
 Office: 785.532.7979 | Cell: 785.587.7868
 Email: tgilbert@ksu.edu
 Website: www.k-statesports.com

GAME INFORMATION

Kansas State (11-5) vs. Nebraska (11-4)

Date: Saturday, January 17, 2009

Tipoff: 5:05 p.m. CT

Location: Lincoln, Neb.

Arena: Devaney Sports Center (1976)

Capacity: 13,595

Series: K-State leads 122-92 (Nebraska is 59-34 at home)

Television: Big 12 Network/ESPN Full Court/ESPN360

Steve Physioc (play-by-play)

Bryndon Manzer (analyst)

Steve Johnson (producer)

Dan McVan (director)

Channels: Metro (Kansas City), KSNT (Topeka), KMTW (Wichita)

Radio: K-State Sports Network; Powercat Passport Internet Audio;

Yahoo! Internet Radio

Wyatt Thompson (play-by-play)

Stan Weber (analyst)

Tickets: Available by calling (800) 824-4733



KANSAS STATE WILDCATS

Record: 11-5 (0-2 Big 12)

Ranking (AP/Coaches): --/--

Coach: Frank Martin

Alma Mater: Florida International, '93

Career Record: 32-17/1

School Record: 32-17/1

vs. Nebraska: 1-1

'07-'08 Record: 21-12 (10-6 Big 12)

Last game: Jan. 13, 2009

Lost at Kansas, 87-71

SID: Tom Gilbert

Website: www.k-statesports.com

NEBRASKA CORNHUSKERS

Record: 11-4 (1-1 Big 12)

Ranking (AP/Coaches): --/--

Coach: Doc Sadler

Alma Mater: Arkansas, '82

Career Record: 96-49/5

School Record: 48-31/3

vs. Kansas State: 2-2

'07-'08 Record: 20-13 (7-9 Big 12)

Last game: Jan. 14, 2009

Lost at Iowa State, 65-53

SID: Jerry Trickie

Website: www.huskers.com

PROJECTED KANSAS STATE STARTERS

21 DENIS CLEMENTE

6-1 ■ 175 ■ Jr. ■ Bayamon, Puerto Rico
 Univ. of Miami (Fla.)



PG

PTS	REB	AST	MIN
12.3	2.3	3.1	25.4

NOTES: A starter in 15 games... Missed Idaho State game due to the flu... Has scored in double figures 8 times... Has led team in scoring a team-best 5 times... Team's leading scorer in Big 12 play (13.5 ppg)... Chipped in 9 points and team-best 4 assists at Kansas (1/13)... Tallied team-best 18 points vs. Oklahoma (1/10)... Posted season-high 20 points vs. Gardner-Webb (12/14)... Had 19 points vs. Oakland (11/25) and Oregon (12/7)... Had season-bests in 3-pointers (5) and assists (8) vs. Oakland... Has scored in double figures in 25 games, including 4 20-point games... One of Dick Vitale's top impact transfers.

0 JACOB PULLEN

6-0 ■ 200 ■ So. ■ Maywood, Ill.
 Proviso East (Ill.) HS



SG

PTS	REB	AST	MIN
14.2	2.6	3.7	28.4

NOTES: Has seen time in all 49 games in his career with 30 starts... Has the team's longest games played streak... Paces team in a number of categories, including scoring, 3-pointers, assists, steals and minutes... Has registered double figures in a team-best 11 games and led team in scoring five times... Paced squad with 13 points at Kansas (1/13)... Topped 20 points for fourth time with 24 points vs. Wagner (12/30)... Had first double-double vs. Gardner-Webb (12/14) with 14 points and career-high 11 assists... Scored 20+ points in 3 consecutive games, including career-best 26 points vs. Oakland (11/25).

23 DOMINIQUE SUTTON

6-5 ■ 210 ■ So. ■ Durham, N.C.
 The Patterson (N.C.) School



SF

PTS	REB	STL	MIN
8.3	4.9	1.4	22.0

NOTES: Has seen action in 23 consecutive games dating back to last season... Saw his start streak end at 14 vs. Centenary (12/20)... Has scored in double figures 6 times, including career-high 21 points vs. Wagner (12/30)... Ranks second in steals and third in rebounding and minutes... Tallied 10 points vs. Idaho State (1/3), while tying school single-game mark with 8 steals... Had a career night vs. Wagner (12/30) with 21 points on 7-of-11 shooting with 10 boards... It was first double-double... Totaled 15 points vs. Kentucky (11/28)... Scored in double figures in three consecutive games to start the season.

42 DARREN KENT

6-11 ■ 230 ■ Sr. ■ Apple Valley, Minn.
 Eastview (Minn.) HS



PF

PTS	REB	AST	MIN
8.5	6.0	1.2	19.7

NOTES: The team's only senior has started all 16 games... Has seen action in 78 career games, all but 16 off bench... Leads the team in rebounding, while is fifth in scoring... Has scored in double figures 6 times... Collected team-leading 4th double-double vs. Chicago State (1/5) with 13 points and career-tying 12 rebounds... Posted career night vs. Centenary (12/20) with highs in points (24), field goals (9) and attempts (14) with 10 rebounds... Totaled 11 points vs. Southern Miss (12/11) with 7 rebounds... Went 9-of-9 in free throws... Had double-doubles vs. SE Missouri State (11/16) and at Cleveland State (11/22).

15 LUIS COLÓN

6-10 ■ 265 ■ Jr. ■ Carolina, Puerto Rico
 Krop (Fla.) HS



C

PTS	REB	AST	MIN
5.5	4.9	0.9	17.9

NOTES: Has started each of the first 16 games, where he is connecting on 54.7 percent from the field... Has scored in double figures 3 times, while he has grabbed 5 or more rebounds in 9 games... Tallied 12 points at Kansas (1/13) with 6 rebounds before fouling out... Had been scoreless in 3 straight games... Was solid vs. Wagner (12/30) with 9 points and 7 rebounds... Turned in a memorable night vs. Southern Miss (12/11) with career bests in points (18), rebounds (11) and minutes (27)... Became first Wildcat since 2002 to go a perfect 9-of-9 from the field... It was his first career double-double.

PROJECTED NEBRASKA STARTERS

No.	Name	Position	Height	Weight	Class	Points	Rebounds	Assists	Minutes
4	Steve Harley	G	5-11	180	Sr.	12.5	3.7	2.3	31.1
5	Sek Henry	G	6-3	200	Jr.	9.5	3.5	2.3	24.5
11	Ade Dagunduro	G	6-5	200	Sr.	11.0	3.8	1.3	23.9
24	Cookie Miller	G	5-7	165	So.	6.0	2.2	4.2	27.1
32	Chris Balham	F	6-8	235	Jr.	2.5	2.3	0.1	9.9

GENERAL INFORMATION

Location: Manhattan, Kan.
Founded: 1863
Enrollment: 23,520
Nickname: Wildcats
School Colors: Purple (PMS 268) and White
Affiliation: NCAA Division I
Conference: Big 12
Arena: Bramlage Coliseum (1988)
Capacity: 12,528
President: Dr. Jon Wefald (Pacific Lutheran '59)
Athletics Director: Bob Krause (Western Illinois '67)

BASKETBALL HISTORY
First Year of Basketball: 1902
All-Time Record: 1,424-1,031 (.580)
Overall Postseason Record: 33-34 (.493)
NCAA Tournament Appearances: 23
NCAA Tournament Record: 28-27 (.509)
Final Four Appearances: 4 (1948, 1951, 1958, 1964)
Last NCAA Appearance: 2008 (Lost to Wisconsin in 2nd Rd.)
NIT Appearances: 6
NIT Record: 5-7 (.417)
Last NIT Appearance: 2007 (Lost to DePaul in 2nd Rd.)
Regular Season Conference Championships: 17
 (1917, 1919, 1948, 1950, 1951, 1956, 1958, 1959, 1960, 1961, 1963, 1964, 1968, 1970, 1972, 1973, 1977)
Conference Tournament Titles: 2 (1977, 1980)

BASKETBALL STAFF

Head Coach: Frank Martin (Florida International '93)
Record at K-State: 32-17 (.653)/Second Year
Career Record: 32-17 (.653)/Second Year
Associate Head Coach: Dalonte Hill (Charlotte '01)
Assistant Coach: Brad Underwood (Kansas State '86)
Assistant Coach: Matt Figger (Eastern Kentucky '95)
Director of Operations: Andy Assaley (Cincinnati '96)
Director of Development: Doug Edwards (Florida State '07)
Strength Coach: Scott Greenawalt (Muskingum '98)
Video Coordinator: Dylan Lockwood (Cazenovia '05)
Athletic Trainer: Mike Lopriore (Eastern Kentucky '76)

2007-08 REVIEW

2007-08 Overall Record: 21-12
 (Home: 15-2, Away: 3-5, Neutral: 3-5)
2007-08 Big 12 Record: 10-6 (3rd)
 (Home: 7-1, Away: 3-5)
Starters Returning/Lost: 1/4
Letterwinners Returning/Lost: 7/6
Newcomers: 5
Roster Breakdown: 1 Senior/6 Juniors/4 Sophomores/3 Freshmen
Returning Scoring: 27 percent (703 points)
Returning Field Goals: 28 percent (257 field goals)
Returning Rebounding: 26 percent (357 rebounds)
Returning Assists: 41 percent (210 assists)
Returning Minutes: 36 percent (2419 minutes)

MEDIA POLICIES

Coach Frank Martin Availability: Martin will be available for interviews twice weekly during the season (typically Tuesdays and Thursdays) via a teleconference. Please contact **Tom Gilbert** for dates and times of these teleconferences as well as phone numbers. In addition, Martin will be available for television interviews 30 minutes prior to practice twice a week on the Bramlage Coliseum floor. Contact **Tom Gilbert** for dates and times.

Player Availability: All player interviews MUST be arranged through the SID office. During the season, players are available to the media twice a week. To arrange an interview before or after practice, please call **Tom Gilbert** at least one day in advance. Players will not be available for game-day interviews until the postgame press conference.

Postgame Interviews: Kansas State's locker room is closed. Media will be asked to submit a list of player requests to **Tom Gilbert** with five minutes remaining. Coach **Frank Martin** and requested players will be available in the designated interview room near the top of the Bramlage Coliseum tunnel. Requested players will first be made available for a short period time. Martin will be available following his postgame radio obligations.

KANSAS STATE BENCH

1 FRED BROWN
 6-2 ■ 190 ■ So. ■ West Palm Beach, Fla.
 Dwyer (Fla.) HS

PTS	REB	AST	MIN
10.1	1.6	1.4	20.6



G

NOTES: A potent 3-point threat, where he paces the squad in 3-point field goal percentage (41.8) and is second in 3-point field goals (33)... Has at least one 3-pointer in 13 of 16 games... Has scored in double figures 7 times... Scored 12 points vs. Oklahoma (1/10)... Posted career night vs. Chicago State (1/5) with highs in points (26) and rebounds (7)... It was 3rd career 20+point game... Earned first start vs. Idaho State (1/3) with 8 points and 3 assists... Totaled 18 points vs. Gardner-Webb (12/14) on 6 3-pointers... Posted 21 points vs. SE Missouri (11/16), scoring 18 points on 7-of-8 field goals in second half.

13 JUSTIN WERNER
 6-3 ■ 190 ■ Fr. ■ Topeka, Kan.
 Washburn Rural (Fla.) HS

PTS	REB	AST	MIN
1.5	0.6	0.4	6.3



G

NOTES: A first-year walk-on in the program... Has seen action in 11 of 16 games this year, including his first official action vs. Florida A&M (11/14) with 4 points in 9 minutes... Tallied career-high 11 points vs. Idaho State (1/3) with 3 rebounds... Played season-high 15 minutes vs. SE Missouri State (11/16)... A two-year letterman at Washburn Rural High, where he led team to the Class 6A sub-state title game... Averaged 19.0 points on 47.1 percent shooting with 3.7 rebounds, 1.7 assists and 1.2 steals... Comes from an athletic family... Parents both swam at Illinois, while sister, Sandy, played volleyball at K-State.

24 CURTIS KELLY
 6-8 ■ 250 ■ Jr. ■ Queens, N.Y.
 Univ. of Connecticut

PTS	REB	AST	MIN
--	--	--	--



F

NOTES: Sitting out the 2008-09 season after transferring from the University of Connecticut in the off-season... A two-year letterman for the Huskies, where he helped the squad back to the NCAA Tournament in 2007-08... Averaged 2.4 points on 50 percent shooting in his two-year career with 2.2 rebounds, 0.5 blocks and 0.3 assists in 8.5 minutes per game... Scored in double figures twice, including a season-high 13 points against Morgan State (11/7/07)... A four-year letterman at Rice High in New York City, where he was named the *New York Post* and *New York Daily News* Player of the Year as a senior.

25 BUCHI AWAJI
 6-3 ■ 185 ■ Jr. ■ Los Angeles, Calif.
 Citrus (Calif.) College

PTS	REB	AST	MIN
3.5	1.4	0.8	10.5



G

NOTES: Has seen action in 13 games, averaging 10.5 minutes off the bench... Has played double-digit minutes in 7 of last 10 games... Posted 5 points and 2 rebounds in first Big 12 game at Kansas (1/13)... Scored in double figures in back-to-back games, including 10 vs. Chicago State (1/5)... Posted season-high 11 points vs. Idaho State (1/3) in season-best 21 minutes... Scored 5 points vs. Southern Miss (12/11)... Transfer from Citrus College, where he led team to a 35-1 record and first state title... Named MVP of state tournament... Selected first team all-state and co-MVP of Western South Conference.

31 CHRIS MERRIEWETHER
 6-3 ■ 210 ■ Jr. ■ Jacksonville, Fla.
 Arlington (Fla.) Country Day HS

PTS	REB	AST	MIN
0.7	1.3	0.7	10.7



G

NOTES: The former walk-on earned a scholarship for the 2008-09 season... Described as team's "Energizer Bunny"... Has seen action 53 games in career, including 15 of 16 this season... Averaging 10.8 minutes in the last 9 games, including season-high 22 minutes at Oregon (12/7)... Grabbed season-high 4 rebounds vs. Oklahoma (1/10)... Scored career-best 4 points vs. Gardner-Webb (12/14) in 10 minutes... Notched first points of the season vs. Emporia State (11/19) to go with 2 steals in 14 minutes... Saw action in 26 games with 3 starts last year... Has drawn 13 charges in each of the last 2 years.

32 JAMAR SAMUELS
 6-7 ■ 215 ■ RFr. ■ Washington, D.C.
 The Patterson (N.C.) School

PTS	REB	AST	MIN
9.7	4.9	1.3	20.4



F

NOTES: Averaging over 20 minutes per game despite starting just one game... Has posted double figures in 10 games... Leads team in field goal percentage (58.6)... Leads team in blocks (18), while is fourth in scoring... Tallied 11 points and 6 rebounds at Kansas (1/13) in season-high 30 minutes... Posted 10 points vs. Chicago State (1/5)... Paced the team with 15 points vs. Idaho State (1/3)... Earned first start vs. Centenary (12/20), where he had 8 points, 8 rebounds and 6 assists... Scored career-high 20 points vs. Gardner-Webb (12/14) on 6-of-6 shooting... Totaled 14 points at Oregon and 16 points vs. SE Missouri State.

33 VICTOR OJELEYE
 6-6 ■ 225 ■ Fr. ■ Ottawa, Kan.
 The Patterson (N.C.) School

PTS	REB	AST	MIN
1.1	1.5	0.2	4.6



F

NOTES: A first-year walk-on in the Wildcat program... Has seen action in 11 games... Has seen time in both Big 12 games... Tallied 2 points and 3 rebounds vs. Chicago State (1/5)... Was solid off bench vs. SE Missouri (11/16), totaling 7 points and 4 rebounds in 12 minutes... Scored first point vs. Florida A&M (11/14) to go with 3 rebounds... Spent a postgraduate year at The Patterson (N.C.) School after stellar career at Ottawa High... Owns most every Ottawa scoring and rebounding mark, including career points (1070) and rebounds (596)... Averaged 26.5 points, 12.1 rebounds and 2.3 blocks as a senior.

40 RON ANDERSON
 6-8 ■ 255 ■ So. ■ Upper Marlboro, Md.
 The McCallie (Tenn.) School

PTS	REB	AST	MIN
5.5	6.1	1.2	19.9



F

NOTES: Has seen action in 46 games, including 26 straight contests, in career with 6 starts... Averaging 6.8 points on 64.5 FG% and 6.2 rebounds in last 9 games... Shooting 56.9 percent from field... Has grabbed at least 7 rebounds in 6 consecutive games... Collected 11 points and 9 rebounds vs. Chicago State (1/5)... Earned 8 points vs. Idaho State (1/3) with 7 rebounds... Tallied 7 points each vs. Southern Miss (12/11), Gardner-Webb (12/14) and Wagner (12/30)... Posted season-high 12 points at Oregon (12/7) on 6-of-7 shooting... All 12 came in second half... Posted first double-double vs. Emporia State (11/19).

FRANK MARTIN
 Head Coach ■ Second Season
 Florida International, '93

WINS	LOSSES	WIN%	YRS
32	17	65.3	1+



HC

NOTES: The second-year coach has led the team to 32 wins so far... Became just the second rookie coach in school history to lead his team to the NCAA Tournament and first to win his first NCAA Tournament game in 2007-08... One of eight first-year coach nationally to take his team to the NCAA Tournament and one of just three to do so in their first year as a collegiate head coach... His 21 wins were the second-most by a rookie coach in school history and tied for the most conference wins (10)... Just third coach in school history to post 20 win in his first season... Signed a new 5-year contract in the off-season.

PRONUNCIATION GUIDE

BUCHI AWAJI	BOO-chee Ah-wah-GEE
DENIS CLEMENTE	Den-NEE Kluh-MEN-tay
Luis COLÓN	CUH-loan
Chris MERRIEWETHER	MERRY-weather
Victor OJELEYE	Oh-ZUH-lay

2008-09 STATS COMPARISON



Record	11-5	11-4
Conference	0-2	1-1
Sagarin Rating	53	81
AP/USA Today-ESPN Ranking	nr/nr	nr/nr
Current Streak	L2	L1
Scoring Average	79.1	66.5
Opponent Scoring Average	62.6	56.1
Scoring Margin	+16.4	+10.4
Field Goal Percentage	44.6	46.1
Opponent Field Goal Percentage	39.3	40.1
3-Point Field Goal Percentage	35.4	37.4
Opponent 3-Point Field Goal Percentage	30.0	31.1
3-Point Field Goal Average	6.9	6.8
3-Point Field Goal Attempts Average	19.4	18.2
Free Throws Made Per Game	17.6	13.1
Free Throw Percentage	63.7	67.6
Opponent Free Throw Percentage	69.3	72.6
Rebounding Average	40.8	29.1
Rebounding Margin	+7.8	-4.1
Turnovers Average	13.8	11.7
Opponent Turnover Average	18.6	18.3
Assists Average	15.2	13.7
Blocks Average	3.4	2.1
Steals Average	7.6	9.4

GAME PREVIEW

Kansas State (11-5, 0-2 Big 12) continues its road trip this weekend, as the Wildcats head north to face Nebraska (11-4, 1-1 Big 12) at the Devaney Center on Saturday at 5 p.m. It will mark consecutive road games for the first time this season after the team dropped an 87-71 decision at Kansas on Tuesday. The Wildcats split their meetings with the Huskers last season, including a 71-64 loss in Lincoln on Feb. 20.

Kansas State dropped consecutive games for just the second time this season, as a hot Kansas squad posted opponent highs for points (87) and field goals made (28) en route to an 87-71 win at home. The Jayhawks raced out to an 18-0 lead before the Wildcats could register a basket. K-State used an 18-8 run to start the second half to cut the deficit to 45-42 with just over 15 minutes to play, however, the team couldn't get any closer in losing their fourth straight at Kansas. The loss gave the program consecutive January losses for the first time since 2007. The team saw their 14-game winning streak in the month end in the loss to Oklahoma on Jan. 10.

Sophomore **Jacob Pullen** led a trio of Wildcats in double figures with a team-high 13 points, while junior **Luis Colon** and redshirt freshman **Jamar Samuels** added 12 and 11 points, respectively. Pullen has led the team in scoring a team-high five times this season, while he tallied double figures for a team-best 11th time. In all, nine players registered points against Kansas. Sophomore **Ron Anderson** paced the team in rebounding for the fifth time with eight boards and has now grabbed seven or more rebounds in six consecutive games.

K-State remains the definition of balance with seven different leading scorers, eight different assist leaders and six different rebounding leaders. Right now, six players are averaging eight or more points, while five players are averaging four or more rebounds. There have been 57 double-digit scoring games by 10 players. Of the 10 players, six have registered double figures six or more times this year.

The Wildcats have continued to show their presence on the defense end, allowing just 62.6 points per game on 39.3 percent shooting. Before allowing a season-high 87 points on 58.3 percent shooting against Kansas, the team had held its last seven opponents to an average of 56.1 points on just 35.7 percent shooting. The squad has held eight of its 16 opponents to 60 points or less, while holding its foes to below 40 percent shooting 10 times.

The contest against Nebraska will be televised on the newly-branded **Big 12 Network** with **Steve Physioc** (play-by-play) and **Bryndon Manzer** (analyst) calling the action. Fans will also be able to watch the contest on the **Full Court** package as well as **ESPN360.com**. More information on the Full Court package as well as **ESPN360.com**, can be found at <http://proxy.espn.go.com/nbc/fullcourt/>. It will be the third of eight appearances on the Big 12 Network for the Wildcats this year.

Fans will also be able to listen to the audio broadcast on the 29-station K-State Sports Network (*Powercat Passport Internet Audio; Yahoo! Internet Radio*) with **Wyatt Thompson** (play-by-play) and **Stan Weber** (analyst) on the call.

TICKET INFORMATION

► Available for Saturday's game by calling (800) 824.4733.

BEEN HERE BEFORE

Kansas State has faced an 0-2 start to conference play before and has rebounded to have a successful season. This season marks the **28th time that the Wildcats have started a conference season 0-2** dating back to the start of Missouri Valley Conference play in 1913, including the seventh time in the Big 12 era. In those previous 27 seasons, the squad has rebounded to win its third game 14 times, including four straight seasons from 2003-04 to 2006-07. The last time they started 0-2 in 2006-07, the Wildcats went on to win 10 of their last 14 conference games to finish 10-6 in league play. The team **has not started 0-3 in a league season since 2000-01**.

'CATS IN JANUARY

Kansas State is 360-301 (.545) all-time in the month of January, including wins in 14 of its last 19 games dating back to 2007. The Wildcats saw their 14-game winning streak in January, including a nine-game homecourt winning streak, end with their 61-53 loss to No. 6 Oklahoma on Jan. 10. It was the first loss in the month since a 62-52 loss to Texas Tech on Jan. 8, 2007.

Last season, K-State posted its seventh perfect mark in the month of January and first since 1970 by turning in a 6-0 mark. The squad opened the month with an 85-25 win over Savannah State then earned five straight Big 12 wins against Oklahoma (84-82), No. 10 Texas A&M (75-54), Colorado (72-56), Iowa State (82-57) and No. 2 Kansas (84-75). The team also went undefeated in 1919 (4-0), 1951 (5-0), 1952 (5-0), 1958 (4-0), 1959 (6-0) and 1960 (6-0).

EXPLOSIVE OFFENSE...

Kansas State has shown the ability to score early and often, as the Wildcats have totaled 1,265 points in their first 16 games, an average of nearly 80 points per game. The team has scored 70 or more points in 13 of 16 games, including 80 or more points eight times. The squad has posted three games of 90 or more points, including a 107-point output against Gardner-Webb on Dec. 14, which ranks as the most in a non-conference game since 1994 and the highest point total since the Wildcats scored 111 against Missouri on Jan. 3, 1998. The three 90-point games are the most since the 1997-98 season.

The 1,265 points are the fourth-most through 16 games in school history, trailing just the 1986-87 (1,330), 1997-98 (1,285) and 1952-53 (1,282) squads and just ahead of the 1976-77 (1,201) team. This year's edition is the fourth fastest team in school history to collect 1,000 points in a season. The Wildcats have scored 80 or more points in eight of their first 16 games for just the third time in its history, which also includes the 1952-53 and 1986-87 teams.

Since **Frank Martin's** arrival in 2007, K-State has shown the ability to score points, totaling two of the most prolific scoring teams in school history. Last year, the Wildcats set the school mark with 2,574 points, while also posting the second-most field goals attempted (2067) and the third-most field goals (916) and 3-point field goals made (210) as well as the third-highest scoring average (78.0). The 2,467 points in 2006-07 rank as the fourth-most in school history.

AND STELLAR DEFENSE

K-State has shown the ability to play solid defense as well, holding its 16 opponents thus far to an average of 62.6 points per game. The Wildcats have held 13 foes to less than 70 points, including eight to 60 points or less. The team ranks among the best in the Big 12 in several defensive categories, including first in 3-point field goal percentage defense (30.0), rebounding (40.8) and rebounding margin (+7.8), fourth in field goal percentage defense (39.3) and fifth in scoring defense. The 1,002 points yielded ties for the fewest through 16 games (1998-99 team) in the last 25 seasons and fewest since the 1982-83 team allowed just 845 points. This year, 10 foes have been held to below 40 percent shooting, while eight have been held to below 30 percent from 3-point range. Prior to allowing 87 points at Kansas, the team had held the previous seven foes to just 56.1 points.

MEDIA INFORMATION

Big 12 Conference Call: The Big 12 Conference men's basketball coaches will participate in a weekly media-only teleconference during the 2008-09 season. The calls begin with one call in December, followed by a weekly teleconferences beginning in January. The schedule is as follows:

Monday, Dec. 15	Monday, Feb. 16
Thursday, Jan. 8	Monday, Feb. 23
Monday, Jan. 12	Monday, March 2
Monday, Jan. 19	Monday, March 9
Monday, Jan. 26	Monday, March 16*
Monday, Feb. 2	
Monday, Feb. 9	

*For those coaches whose teams advance to the NCAA Tournament and postseason NIT. Times are TBA.

The teleconferences with each Big 12 head basketball coach start at 10 a.m. CST during the season. **Please contact the Big 12 office for the call-in and replay phone numbers**. The call can also be heard live and on replay via the Internet by visiting the Big 12 website at www.big12sports.com.

Time	Coach
10:00 a.m.	Bill Self, Kansas
10:10 a.m.	Mark Turgeon, Texas A&M
10:20 a.m.	Travis Ford, Oklahoma State
10:30 a.m.	Scott Drew, Baylor
10:40 a.m.	Mike Anderson, Missouri
10:50 a.m.	Bob Knight, Texas Tech
11:00 a.m.	Jeff Bzdelik, Colorado
11:10 a.m.	Frank Martin, Kansas State
11:20 a.m.	Jeff Capel, Oklahoma
11:30 a.m.	Doc Sadler, Nebraska
11:40 a.m.	Rick Barnes, Texas
11:50 a.m.	Greg McDermott, Iowa State

K-STATE SPORTS NETWORK

The 2008-09 season will be the fourth year of a 10-year partnership between Learfield and K-State Athletics that grants K-State Sports Properties the exclusive marketing and broadcast rights for all Wildcat teams. The network distributes its digital-quality audio stream via satellite to affiliates across Kansas and Missouri.

City	Call Letters	Station
Beloit	KSV	1190 AM
Chanute	KINZ	95.3 FM
Clay Center	KCLY	100.9 FM
Coffeyville	KGGF	690 AM
Colby	KXXX	790 AM
Dodge City	KSKZ	98.1 FM
Emporia	KVOE	101.7 FM
Goodland	KKCI	102.5 FM
Great Bend	KZLS	107.9 FM
Hiawatha	KNZA	103.9 FM
Hutchinson	KWZA	103.9 FM
Junction City	KJCK	1420 AM
Junction City	KBLS	102.5 AM
Kansas City	WHB	810 AM
Liberal	KSCB	1270 AM
Manhattan	KMAN	1350 AM
Manhattan	KMKF	101.5 FM
Marysville	KNDY	1570 AM
Norton	KQNK	1530 AM
Norton	KQNK	106.7 FM
Phillipsburg	KKAN	1490 AM
Phillipsburg	KQMA	92.5 FM
Russell	KRSL	990 AM
Salina	KSAL	1150 AM
Scott City	KSKL	94.5 FM
Seneca	KMZA	92.1 FM
Topeka	KDVV	100.3 FM
Wichita	KFTL	1070 AM
Winfield	KKLE	1550 AM

FRANK MARTIN SHOW

Hosted by the "Voice of the Wildcats," **Wyatt Thompson**, the Frank Martin Radio Show airs from 7-8 p.m. on the K-State Sports Network. The show is held at Carlos O'Kelly's Mexican Cafe at the Manhattan Town Center Mall and is open to the public.

Tentative radio show schedule for 2008-09 is as follows:
Mondays: Nov. 24, Dec. 1, Dec. 8, Dec. 15, Dec. 22, Jan. 12, Jan. 19, Jan. 26, Feb. 2, Feb. 9, Feb. 16, Feb. 23, March 9.
Tuesdays: Jan. 6.

ASSOCIATED PRESS TOP 25

Poll released Jan. 12

Rk	Team	Record	Pts.
1.	Pittsburgh (70)	15-0	1,798
2.	Wake Forest (2)	14-0	1,686
3.	Duke	14-1	1,678
4.	Connecticut	14-1	1,549
5.	North Carolina	14-2	1,461
6.	Oklahoma	15-1	1,440
7.	Michigan State	13-2	1,356
8.	Syracuse	16-1	1,232
9.	UCLA	13-2	1,222
10.	Clemson	16-0	1,153
11.	Texas	12-3	1,009
12.	Notre Dame	12-3	1,008
13.	Georgetown	11-3	908
14.	Marquette	15-2	752
15.	Xavier	13-2	710
16.	Arizona State	14-2	573
17.	Butler	14-1	521
18.	Minnesota	15-1	508
19.	Purdue	12-4	490
20.	Louisville	11-3	433
21.	Baylor	13-2	364
22.	California	15-2	299
23.	Villanova	13-3	229
24.	Tennessee	10-4	198
25.	Michigan	13-3	153

Others Receiving Votes: Gonzaga 137, Arkansas 132, Illinois 115, Memphis 86, Saint Mary's 50, Miami (FL) 25, Florida 25, Wisconsin 24, BYU 18, Davidson 12, West Virginia 12, Boston College 11, Kansas 6, Florida State 5, South Carolina 3, George Mason 2, Oklahoma State 2, Harvard 1, TCU 1, Texas A&M 1, VMI 1, Missouri 1.

ESPN/USA TODAY TOP 25

Poll released Jan. 12

Rk	Team	Record	Pts.
1.	Pittsburgh (29)	15-0	773
2.	Duke	14-1	729
3.	Wake Forest (2)	14-0	725
4.	Connecticut	14-1	660
5.	Oklahoma	15-1	617
6.	North Carolina	14-2	611
7.	UCLA	13-2	576
8.	Syracuse	16-1	560
9.	Clemson	16-0	528
10.	Michigan State	13-2	503
11.	Texas	12-3	421
12.	Georgetown	11-3	365
13.	Notre Dame	12-3	363
14.	Marquette	15-2	353
15.	Arizona State	14-2	328
16.	Xavier	13-2	279
17.	Minnesota	15-1	262
18.	Butler	14-1	256
19.	Purdue	12-4	182
20.	Louisville	11-3	173
21.	Baylor	13-2	159
22.	Villanova	13-3	110
23.	California	15-2	109
24.	Michigan	13-3	78
25.	Saint Mary's	15-1	62

Others Receiving Votes: Arkansas 51, Illinois 47, Memphis 42, BYU 37, Gonzaga 17, Dayton 14, Tennessee 11, Utah State 11, Wisconsin 10, Florida 9, Illinois State 9, West Virginia 7, Davidson 6, Boston College 6, Ohio State 5, Miami (FL) 4, Washington 3, Missouri 2, Texas A&M 1, UNLV 1.

Bold - 2008-09 Opponent

DIVERSE OFFENSE

Unlike last season when consensus All-American **Michael Beasley** paced the squad at 26.2 points per game, the 2008-09 team has shown a lot more diversity with its scoring output thus far.

Through 16 games, all 12 players have totaled double-digit points with six scoring in triple digits. Three players - sophomore **Jacob Pullen**, junior **Denis Clemente** and sophomore **Fred Brown** - are averaging in double figures led by Pullen's 14.2 points per game. Six players are averaging eight or more points, including freshman **Jamar Samuels** (9.7 ppg.), senior **Darren Kent** (8.5 ppg.) and sophomore **Dominique Sutton** (8.3 ppg.).

Since statistics became available during the 1950-51 season, there has been just six teams to have four players average in double figures with the last coming in 2004-05. Just one team - the 1955-56 squad - has had six players average eight or more points in a season.

There have already been seven different leading scorers in 16 games, including a league-best six players with 20-point outings. In all, there have been 57 double-digit scoring games with Pullen doing it a team-best 11 times. Ten players have scored in double figures with six of those players doing it at least six times.

Both Clemente and Pullen have led the Wildcats in scoring a team-best five times, while Brown and Samuels are the only other players to repeat as leading scorer. Clemente has led the team against Florida A&M, Cleveland State, Oregon, Gardner-Webb and Oklahoma, while Pullen paced in three consecutive games against Oakland, Kentucky and Iowa then again against Wagner and Kansas. Brown led in games against SE Missouri State, Emporia State and Chicago State, while Samuels did it against Gardner-Webb and Idaho State.

REBOUNDING STILL A STRENGTH

Most critics wondered how Kansas State would replace two of the best Big 12 rebounders - **Michael Beasley** and **Bill Walker** - after the duo helped the program average 41.3 rebounds a year ago. The duo plus departed seniors **Cleat Stewart** and **Blake Young** averaged over 25 boards per game. Despite their absence, rebounding continues to be a strength with seven players averaging at least two boards per game.

Through 16 games, K-State is averaging 40.8 rebounds, including a Big 12-best 16.8 on the offensive end, with five players averaging four or more boards per game. The team ranks among the best in the Big 12 in four rebounding categories, including first in rebounds, offensive rebounds and margin (+7.8) and second in rebounding defense (33.1). Four players - **Ron Anderson**, **Luis Colon**, **Darren Kent** and **Dominique Sutton** - have grabbed double-digit rebounds eight times with Anderson averaging a team-best 6.1 rebounds per game.

Kent has a team-leading four double-doubles thus far with 15 points and 12 rebounds against SE Missouri, 14 points and 10 rebounds against Cleveland State, 24 points and 10 rebounds against Centenary and 13 points and 12 rebounds against Chicago State. Anderson, Colon and Sutton each have one with Anderson tallying 10 points and 10 rebounds against Emporia State, Colon grabbing his first one against Southern Miss with 18 points and 11 rebounds and Sutton capturing his first with 21 points and 10 rebounds against Wagner.

PRESSURE IS THE KEY

The core of **Frank Martin's** coaching philosophy is pressure, whether its on the offensive or defensive end of the floor. His theory is the more pressure you apply on a team, the more difficult you make it for your opponent. In other words, pressure causes breakdowns.

Pressure has been a big key for the Wildcats so far, as the team has scored **367 points (30 percent of their season total of 1,265 points)** off 297 opponent turnovers. The squad has also outscored its foes, 192-109, on fast-break opportunities. K-State has scored 20 or more points off opponent turnovers in 11 of the team's 16 games, including 30 or more points twice with a season-best 41 against Gardner-Webb. In its 11 wins, the squad has outscored its foes, 278-120, in points off turnovers. In contrast, the team is tied 89-all with its opponents in points off turnovers in their five losses. In all, the Wildcats have forced seven foes into 20 or more turnovers. The team is averaging 7.6 steals per contest with eight players grabbing at least five led by **Jacob Pullen's** team-high 28 steals.

DYNAMIC DUO

After dominating the paint a year ago with the likes of **Michael Beasley** and **Bill Walker**, Kansas State's strength has shifted to the backcourt where the Wildcats start two of the best at their positions in junior **Denis Clemente** and sophomore **Jacob Pullen**.

The duo, which has started 15 of 16 games, have combined for 412 points on 39.7 percent shooting (143-of-360), including 34.9 percent from 3-point range (58-of-166), with 106 of the team's 243 assists. Pullen ranks first on the team in scoring at 14.3 points per game on 38.4 percent shooting with team-highs in field goals made (76), 3-point field goals made (36), assists (59), steals (28) and minutes (455). Clemente is second in scoring at 12.3 points per game on 41.4 percent shooting, while is also second in assists (47), minutes (381) and free throw percentage (80.6) and third in 3-point field goals (22).

The two have scored in double figures six times in the same game with a combined 36 points against Florida A&M, 31 against both Cleveland State and Kentucky, 45 against Oakland, 34 against Gardner-Webb and 39 against Wagner. Each has led the squad in scoring a team-best five times with Clemente scoring a season-best 20 points against Gardner-Webb and Pullen, who has scored in double figures a team-best 11 times, posting a career-best 26 against Oakland.

SAMUELS AN IMPACT OFF BENCH

An unknown coming into the season, redshirt freshman **Jamar Samuels** has become an impact player off the bench for the Wildcats. Despite starting only one game this season, he is fourth in scoring at 9.7 points on 58.6 percent shooting with 4.9 rebounds, 1.3 assists and 1.1 blocks in 20.4 minutes per game. He ranked second in the number of double-figure scoring games with 10, including a season-high 20 points against Gardner-Webb. He scored in double figures in four consecutive games to start the year and has collected 10 or more points in six of the last 10 contests. He has five or more rebounds 10 times, including a season-best eight on three occasions. He was solid all-around in his first start against Centenary with eight points, eight rebounds, six assists and a career-tying three blocks.

SUTTON STEALS THE SHOW

After getting a late start to his time at K-State, sophomore **Dominique Sutton** has become an all-around factor for the Wildcats this season. He is one of four players that have hit on 50 percent or better from the field, while he is second in steals (1.4 spg.) and third in rebounds (4.9 rpg.) and minutes (22.0 mpg.) and sixth in scoring (8.3 ppg.). He has also scored in double figures six times. Sutton led the school single-game record for steals against Idaho State with eight, matching a mark set by **Lynn Smith** against South Dakota on Nov. 29, 1986 then followed by **Elliot Hatcher** against Wichita State on Jan. 2, 1996. He also posted a career night against Wagner on Dec. 30, collecting highs in six categories, including points (21), rebounds (10), field goals (7), field goals attempted (11) and free throws (6).

BROWN FROM OUTSIDE

Sophomore **Fred Brown** has emerged as a dangerous threat from the outside for the Wildcats, as he paces the squad in 3-point field goal percentage (41.8) and is second in 3-point field goals (33). He has at least one 3-pointer in 13 of 16 games, including two or more on 10 occasions. He ranks third on the team in scoring (10.1 ppg.), field goals (58) and field goals attempted (138), while he is first among reserves in minutes (20.6 mpg.). Almost 60 percent of his made (33) and attempted field goals (79) have come beyond the arc. He has scored in double figures seven times, including a pair of 20-point outings against SE Missouri State (21) and Chicago State (26).

KENT STEPPING UP AS A SENIOR

One of the bright spots for the Wildcats this season has been the play of senior forward **Darren Kent**. Kent, the team's only senior, has been a force on the boards, ranking second with 6.0 rebounds per game. He is also averaging 8.5 points on 39.8 percent shooting (39-of-98) to go with 1.2 assists and 0.6 blocks in 19.7 minutes per game. Kent, who entered the season averaging 1.7 points and 1.6 rebounds in his career, has totaled a team-best four double-doubles this year. He had 15 points and 12 rebounds against SE Missouri before posting 14 points and a team-high 10 rebounds at Cleveland State. He grabbed his third one on a career day against Centenary with career-best 24 points with 10 rebounds. He turned in his fourth double-double against Chicago State with 13 points and a career-tying 12 rebounds.

NEBRASKA UPDATE

Nebraska enters Saturday's game with an 11-4 overall record and 1-1 mark in Big 12 after dropping a 65-53 decision at Iowa State on Wednesday. The Cornhuskers rallied from a 12-point halftime deficit to cut the lead to 55-53 with 2:12 remaining, however, the Cyclones responded with a 10-0 run to end the game. The squad shot 34.5 percent from the field, including just 25.8 percent in the first half, and scored 26 points off 17 Cyclone turnovers. Senior **Ade Dagunduro** led three players in double figures with 13 points.

The Cornhuskers are averaging 66.5 points through 15 games on 46.1 percent shooting, including 37.4 percent from 3-point range, with 29.1 rebounds, 13.7 assists, 9.4 steals and 2.1 blocks per game. The team averages nearly seven 3-point field goals per game.

A balanced Nebraska squad is led by senior guard **Steve Harley**, who averages 12.5 points on 43.6 percent shooting with 3.7 rebounds, 2.3 assists and 1.4 steals in a team-best 31.1 minutes per game. Fellow senior **Ade Dagunduro** is second in scoring at 11.0 points per game on 53.2 percent shooting, while junior guard **Sek Henry** is third at 9.5 percent per game on 50 percent shooting. Senior **Paul Velender** has a team-best 40 3-point field goals to go with a 8.9 points per game average. Junior **Ryan Anderson** paces in rebounding at 4.4 per game.

Nebraska returns 11 lettermen, including four starters, from a team that finished the 2007-08 season with a 20-13 record and advanced to the second round of the Mastercard NIT.

The Huskers are led by third-year head coach **Doc Sadler**, who has posted a 48-31 mark at the helm. He has a 96-49 record in five years as a head coach, which includes a two-year stint at UTEP (2004-06). Sadler is 2-2 against K-State, including a 2-0 record at home.

SERIES INFORMATION

K-State and Nebraska will meet for the 215th time on Saturday with the Wildcats holding a 122-92 mark in the all-time series. The 214 meetings are the third-most against one opponent, while the 122 wins are the second-most against a foe. The **Huskies are 59-34 in games played at home in the series**, including wins in nine of the last 12 meetings. K-State is 14-11 since the inception of the Big 12, but just 3-9 in that span in Lincoln. The Wildcats' last win in Lincoln came on March 1, 2006 in a 66-64 victory.

Last 5 meetings:

3-1-06	K-State 66-64	Lincoln
1-27-07	K-State 61-45	Manhattan
2-13-07	Nebraska 74-63	Lincoln
2-6-08	K-State 74-59	Manhattan
2-20-08	Nebraska 71-64	Lincoln

SOLID NON-CONFERENCE SEASON

Kansas State's win against Chicago State on Jan. 5 gave the team **11 non-conference wins for the second consecutive season**. It marks the first time the team has posted consecutive seasons of at least 10 non-conference wins since the 1992-93 and 1993-94 seasons. The squad still has one more non-conference game on Feb. 17 against North Carolina Central. The Wildcats have won at least 10 non-league contests four times in the last five seasons.

RECRUITING CLASS PRAISED

The four-man recruiting class that Kansas State pulled down on Nov. 12 has been rated among the best in the country. The class, which includes ESPNJ100 prospect and power forward **Wally Judge**, has been rated the 17th-best class by ESPN Scouts, Inc., as well as 21st-best class by *Rivals.com*. The quartet includes Judge, fellow high school teammate **Rodney McGruder**, Dallas (Texas) point guard **Nick Russell** and prep school forward **Jordan Henriquez**.

YOUNG 'CATS

Kansas State enters the 2008-09 season with one its youngest teams in recent history, as senior forward **Darren Kent** is the lone senior on a roster of 13 players. When you factor in that four of the six juniors are either transfers from another Division I school or a junior college, the Wildcats are one of the youngest teams in its history. Dating back to the 1981-82 season, there has been just one team - the 1983-84 squad which had no seniors - with fewer seniors on its roster. The 1996-97 also had just one senior on its roster.

MARTIN INKS STELLAR CLASS

Kansas State head coach **Frank Martin** announced the signing of four high school seniors to National Letters of Intent on the second day of the fall signing period on Nov. 13.

The four-man recruiting class, which was ranked 16th nationally by ESPN Scouts, Inc. and 21st by *Rivals.com*, includes prep school standout **Jordan Henriquez** (*Winchendon [Mass.] School/Port Chester, N.Y.*) and high school seniors **Wally Judge** (*Arlington (Fla.) Country Day/Washington, D.C.*), **Rodney McGruder** (*Arlington (Fla.) Country Day/Washington, D.C.*) and **Nick Russell** (*Grace Preparatory Academy/Arlington, Texas*).

The headliner of this class, **Wally Judge** is a 6-foot-9, 220-pound power forward originally from Washington, D.C., who is entering his second year at Arlington Country Day in Jacksonville, Fla. Considered one of the top power forwards in the high school ranks, Judge was rated as a top 25 recruit by several recruiting services, including the No. 17 prospect by ESPN Scouts, Inc. and No. 23 prospect in the *Rivals150* by *Rivals.com*. He was also rated as an ESPNJ100 Top 100 recruit. In addition, he is ranked among the top-10 at his position, including No. 6 by ESPN Scouts, Inc. and No. 9 by *Rivals.com*.

Judge is in his second year at Florida powerhouse, Arlington Country Day in Jacksonville, where he helped the Apaches to their fourth consecutive Class 2A state title with a 24-6 record in 2007-08. Judge averaged 17 points and 11 rebounds and was named second team Class 2A All-State by the Florida Sports Writers Association.

A teammate of Judge at Arlington Country Day, **Rodney McGruder** is considered one of the best shooting guards in the country. The 6-foot-4, 190-pound guard is rated among the top players in the country, including the No. 89 overall prospect by ESPN Scouts, Inc. and No. 91 prospect in the *Rivals150* by *Rivals.com*. McGruder is also ranked among the top-35 at the position by a number of outlets, including No. 23 by *Rivals.com* and No. 31 by ESPN Scouts, Inc.

McGruder transferred to Arlington Country Day in the off-season from Archbishop Carroll High School in Washington, D.C. As a junior, he averaged 21.1 points, 10.4 rebounds and 3.1 steals in leading the Lions to a 16-10 overall record and an appearance in the Washington Catholic Athletic Conference (WCAC) semifinals in 2007-08. He was named to the *Washington Post* All-Met first team.

One of the top point guard prospects in the country, **Nick Russell** comes to K-State from Grace Preparatory Academy in Arlington, Texas. The 6-foot-4, 185-pound guard is rated among the top players in the country, including the No. 89 overall prospect by ESPN Scouts, Inc. and No. 114 prospect in the *Rivals150* by *Rivals.com*. Russell is also ranked among the top-40 at his position by a number of outlets, including No. 20 by *Rivals.com* and No. 36 by ESPN Scouts, Inc. In addition, he is rated the No. 4 player in the state of Texas for the Class of 2009 by *TexasHoops.com*.

Russell helped Grace Prep to a 26-12 overall record, including a 7-3 mark in league play, as a junior in 2006-07. He helped the Lions to a runner-up finish at the TAPPS (Texas Association of Private and Parochial Schools) Class 5A state tournament, where they lost to Midland Christian, 74-60. Russell averaged 23 points, six assists and five rebounds as a junior. He was named first team TAPPS Class 5A all-state as well as co-most valuable player of the District 1-5A and first team all-district.

Jordan Henriquez comes to Kansas State from The Winchendon School in Winchendon, Mass., where he is playing a postgraduate year in 2008-09. The 6-foot-11, 220-pound center from New Rochelle, N.Y. signed with the Wildcats this past May after finishing his career at Port Chester High School in Port Chester, N.Y. As a senior, he led the team to an 18-6 record and an 8-0 mark in league play en route to a runner-up finish at the Section I Championship. In averaging a team-best 15.3 points, Henriquez scored in double figures in 21 of 22 games in 2007-08, including six 20-point contests.

The recruiting class will join a loaded Kansas State squad in 2009-10, as the Wildcats will return all but one player. They will be joined by junior forward **Curtis Kelly**, who is sitting out the 2008-09 season after transferring from University of Connecticut this past summer.

BIG 12 STANDINGS

Team	Conference		Overall	
	W	L	W	L
Oklahoma	2	0	16	1
Oklahoma State	1	0	12	3
Kansas	1	0	12	4
Texas A&M	1	1	15	2
Missouri	1	1	14	3
Baylor	1	1	13	3
Texas	1	1	12	4
Nebraska	1	1	11	4
Iowa State	1	1	12	5
Texas Tech	0	1	10	6
Colorado	0	1	8	7
Kansas State	0	2	11	5

UPCOMING SCHEDULE

Saturday, Jan. 17

Oklahoma State at Baylor, 12:30 p.m.
Iowa State at Missouri, 12:30 p.m.
Oklahoma at Texas A&M, 1 p.m.
Kansas at Colorado, 1:30 p.m.
Texas at Texas Tech, 3 p.m.
Kansas State at Nebraska, 5 p.m.

Monday, Jan. 19

Texas A&M at Kansas, 8 p.m.

Tuesday, Jan. 20

Colorado at Texas Tech, 7 p.m.

Wednesday, Jan. 21

Baylor at Kansas State, 8 p.m.
Missouri at Oklahoma State, 8 p.m.
Nebraska at Oklahoma, 8 p.m.

Saturday, Jan. 24

Texas Tech at Missouri, 12:30 p.m.
Kansas at Iowa State, 1 p.m.
Oklahoma State at Nebraska, 3 p.m.
Baylor at Oklahoma, 3 p.m.
Kansas State at Colorado, 4 p.m.
Texas A&M at Texas, 7 p.m.

Monday, Jan. 26

Oklahoma at Oklahoma State, 8 p.m.

Tuesday, Jan. 27

Texas at Baylor, 8 p.m.
Iowa State at Colorado, 8:30 p.m.

PRESEASON COACHES POLL

Team (First Place Votes)	Points
1. Oklahoma (3)	109
2. Texas (4)	107
3. Baylor (2)	103
Kansas (3)	103
5. Texas A&M	79
6. Oklahoma State	69
7. Missouri	51
8. Kansas State	50
9. Nebraska	49
10. Texas Tech	39
11. Iowa State	20
12. Colorado	13

Eleven points were awarded for first place, 10 for second, etc. Coaches are not permitted to vote for their own team.

PRESEASON ALL-BIG 12 TEAM

Name, School	Team
Curtis Jerrells, G, Sr.	Baylor
Sherron Collins, G, Jr.	Kansas
Blake Griffin, F, So.	Oklahoma
A.J. Abrams, G, Sr.	Texas
Damion James, F/G, Jr.	Texas

Player of the Year: Blake Griffin, Oklahoma

Newcomer of the Year: Mario Little, Kansas

Freshman of the Year: Willie Warren, Oklahoma

2008-09 RESULTS

OVERALL RECORD: 11-5 (Home: 10-1, Away: 1-2, Neutral: 0-2)

BIG 12 RECORD: 0-2 (Home: 0-1, Away: 0-1)

Date	Opponent	W/L	Score	Record	KSU High Points	KSU High Rebounds	KSU High Assists	Attendance
Nov. 9	Washburn \$	W	81-57	--	Pullen 21	Kent 9	Clemente 5	7,733
Nov. 14	Florida A&M	W	96-57	1-0	Clemente 19	Anderson 12	Pullen 5	9,070
Nov. 16	SE Missouri State ^	W	88-68	2-0	Brown 21	Kent 12	Brown/Pullen 6	8,109
Nov. 19	Emporia State	W	82-60	3-0	Brown/Sutton 14	Anderson 10	Clemente/Pullen 5	8,083
Nov. 22	at Cleveland State	W	69-59	4-0	Clemente 16	Kent 10	Anderson/Kent/Pullen/Samuels 2	2,827
Nov. 25	Oakland ^	W	83-64	5-0	Pullen 26	Sutton 9	Clemente 8	8,356
Nov. 28	vs. Kentucky%	L	72-74	5-1	Pullen 20	Kent/Sutton 6	Clemente 2	5,000
Nov. 29	vs. Iowa%	L	63-65	5-2	Pullen 22	Colon 9	Colon/Pullen 2	2,000
Dec. 7	at Oregon#	L	70-75	5-3	Clemente 19	Pullen 8	Pullen 3	8,256
Dec. 11	Southern Miss@	W	74-55	6-3	Colon 18	Colon 11	Clemente/Sutton 6	6,054
Dec. 14	Gardner-Webb	W	107-48	7-3	Clemente/Samuels 20	Samuels 7	Pullen 11	8,112
Dec. 20	Centenary	W	73-51	8-3	Kent 24	Kent 10	Samuels 6	8,861
Dec. 30	Wagner	W	82-53	9-3	Pullen 24	Sutton 10	Clemente 4	7,304
Jan. 3	Idaho State	W	83-57	10-3	Samuels 15	Anderson 7	Awaji/Brown/Kent/Pullen 3	7,446
Jan. 5	Chicago State	W	99-68	11-3	Brown 26	Kent 12	Clemente 6	5,381
Jan. 10	6/6 Oklahoma*	L	53-61	11-4, 0-1	Clemente 18	Anderson 7	Pullen 5	12,528
Jan. 13	at Kansas*	L	71-87	11-5, 0-2	Pullen 13	Anderson 8	Clemente 4	16,300
Jan. 17	at Nebraska*							
Jan. 21	Baylor*							
Jan. 24	at Colorado*							
Jan. 28	Missouri*							
Jan. 31	at Texas*							
Feb. 3	Iowa State*							
Feb. 7	at Texas A&M*							
Feb. 11	Texas Tech*							
Feb. 14	Kansas*							
Feb. 17	North Carolina Central							
Feb. 21	at Iowa State*							
Feb. 25	at Missouri*							
Feb. 28	Nebraska*							
March 3	at Oklahoma State*							
March 7	Colorado*							
March 11	TBA!							

\$ - Exhibition

^ - Preliminary rounds of the Findlay Toyota Las Vegas Invitational

% - Findlay Toyota Las Vegas Invitational (Las Vegas, Nev.)

- Big 12/Pac-10 Hardwood Series

@ - To be played at Sprint Center (Kansas City, Mo.)

* - Big 12 Conference game

! - Phillips 66 Big 12 Conference Tournament (Oklahoma City, Okla.)

ATTENDANCE/RECORD SUMMARY

	G	W-L	Total	Average	High
Home	11	10-1	89,304	8,119	12,528 vs. Oklahoma (1/10/09)
Big 12	0	0-0	0		
Away	3	1-2	27,383	9,128	16,300 at Kansas (1/13/09)
Big 12	0	0-0	0		
Neutral	2	0-2	7,000	3,500	5,000 vs. Kentucky (11/28/08)
Total	16	11-5	123,687	7,730	16,300 at Kansas (1/13/09)
Big 12	2	0-2	28,828	14,414	16,300 at Kansas (1/13/09)

KANSAS STATE WIN/LOSS MARGIN

	1	2	3	4	5	6	7	8	9	10	11	12	13	14	15	16	17	18	19	20-24	25+	
Wins (11)										1									2	3	5	
Losses (5)		2			1			1								1						

2008-09 STATISTICS

SEASON BOX SCORE

OVERALL RECORD: 11-5 (Home: 10-1, Away: 1-2, Neutral: 0-2)

No	Player	GP	GS	Min	Avg	TOTAL			3-PTS			REBOUNDS			PF	FO	A	TO	Blk	Stl	Pts	Avg				
						FG	FGA	Pct	3FG	FGA	Pct	FT	FTA	Pct									Off	Def	Tot	Avg
00	Jacob Pullen	16	16	455	28.4	76	198	.384	36	106	.340	39	57	.684	11	31	42	2.6	31	0	59	48	0	28	227	14.2
21	Denis Clemente	15	15	381	25.4	67	162	.414	22	60	.367	29	36	.806	10	25	35	2.3	34	1	47	31	0	13	185	12.3
01	Fred Brown	16	1	329	20.6	58	138	.420	33	79	.418	13	20	.650	8	18	26	1.6	31	1	22	24	1	9	162	10.1
32	Jamar Samuels	16	1	326	20.4	51	87	.586	0	2	.000	53	88	.602	32	47	79	4.9	44	2	20	13	18	11	155	9.7
42	Darren Kent	16	16	315	19.7	39	98	.398	5	12	.417	53	69	.768	45	51	96	6.0	41	1	19	34	10	9	136	8.5
23	Dominique Sutton	16	15	352	22.0	51	101	.505	4	15	.267	27	41	.659	31	48	79	4.9	32	0	16	26	2	23	133	8.3
40	Ron Anderson	16	0	319	19.9	29	51	.569	0	1	.000	30	64	.469	45	53	98	6.1	28	0	19	16	8	12	88	5.5
15	Luis Colon	16	16	287	17.9	35	64	.547	0	0	.000	18	29	.621	38	40	78	4.9	50	5	14	7	10	3	88	5.5
25	Buchi Awaji	13	0	137	10.5	15	35	.429	6	19	.316	10	13	.769	7	11	18	1.4	7	0	10	5	0	4	46	3.5
13	Justin Werner	11	0	69	6.3	5	20	.250	4	17	.235	3	6	.500	2	5	7	0.6	6	0	4	4	1	3	17	1.5
54	Abdul Herrera	4	0	18	4.5	2	4	.500	0	0	.000	1	4	.250	3	2	5	1.3	0	0	1	0	3	0	5	1.3
33	Victor Ojeleye	11	0	51	4.6	5	11	.455	0	0	.000	2	8	.250	3	13	16	1.5	6	0	2	2	1	0	12	1.1
31	Chris Merriewether	15	0	161	10.7	4	10	.400	0	0	.000	3	6	.500	4	16	20	1.3	26	1	10	10	1	6	11	0.7
TM	TEAM														29	25	54	3.4	0		0			0		
	TOTAL	16				437	979	.446	110	311	.354	281	441	.637	268	385	653	40.8	336	11	243	220	55	121	1265	79.1
	OPPONENTS	16				325	826	.393	77	257	.300	275	397	.693	177	352	529	33.1	356	-	174	297	41	100	1002	62.6

SCORE BY PERIODS:	1st	2nd	OT	Total
Kansas State	603	662	0	1265
Opponents	441	561	0	1002

DEADBALL REBOUNDS:	Off	Def	Total
Kansas State	73	12	85
Opponents	49	9	58

BIG 12 CONFERENCE-ONLY SEASON BOX SCORE

BIG 12 RECORD: 0-2 (Home: 0-1, Away: 0-1)

No	Player	GP	GS	Min	Avg	TOTAL			3-PTS			REBOUNDS			PF	FO	A	TO	Blk	Stl	Pts	Avg				
						FG	FGA	Pct	3FG	FGA	Pct	FT	FTA	Pct									Off	Def	Tot	Avg
21	Denis Clemente	2	2	59	29.5	9	28	.321	2	6	.333	7	8	.875	3	4	7	3.5	5	0	7	6	0	2	27	13.5
01	Fred Brown	2	0	54	27.0	8	22	.364	4	11	.364	1	2	.500	1	3	4	2.0	2	0	4	7	0	1	21	10.5
00	Jacob Pullen	2	2	61	30.5	8	29	.276	3	17	.176	2	3	.667	1	3	4	2.0	4	0	7	4	0	3	21	10.5
32	Jamar Samuels	2	0	47	23.5	5	9	.556	0	1	.000	8	13	.615	4	7	11	5.5	9	1	0	2	3	1	18	9.0
15	Luis Colon	2	2	36	18.0	5	10	.500	0	0	.000	2	3	.667	4	4	8	4.0	10	2	0	0	1	1	12	6.0
25	Buchi Awaji	1	0	12	12.0	2	3	.667	1	1	1.000	0	0	.000	1	1	2	2.0	0	0	0	0	0	1	5	5.0
23	Dominique Sutton	2	2	37	18.5	3	7	.429	2	3	.667	1	1	1.000	2	4	6	3.0	5	0	0	6	0	2	9	4.5
42	Darren Kent	2	2	29	14.5	2	7	.286	1	1	1.000	2	4	.500	4	4	8	4.0	4	0	1	2	0	0	7	3.5
40	Ron Anderson	2	0	49	24.5	1	4	.250	0	1	.000	2	5	.400	9	6	15	7.5	5	0	1	5	2	1	4	2.0
33	Victor Ojeleye	2	0	1	0.5	0	0	.000	0	0	.000	0	0	.000	0	0	0	0.0	0	0	0	0	0	0	0	0.0
31	Chris Merriewether	2	0	15	7.5	0	0	.000	0	0	.000	0	0	.000	0	6	6	3.0	4	0	0	1	0	0	0	0.0
TM	TEAM														6	4	10	5.0	0		0			0		
	TOTAL	2				43	119	.361	13	41	.317	25	39	.641	35	46	81	40.5	48	3	20	33	6	12	124	62.0
	OPPONENTS	2				52	106	.491	8	21	.381	36	58	.621	24	52	76	38.0	39	-	23	27	7	18	148	74.0

SCORE BY PERIODS:	1st	2nd	OT	Total
Kansas State	50	74	0	124
Opponents	66	82	0	148

DEADBALL REBOUNDS:	Off	Def	Total
Kansas State	3	0	3
Opponents	6	0	6

2008-09 POINTS-REBOUNDS-ASSISTS

Opponent	0 Jacob Pullen	1 Fred Brown	13 Justin Werner	15 Luis Colon	21 Denis Clemente	23 Dominique Sutton	25 Buchi Awaji	31 Chris Merriewether	32 Jamar Samuels	33 Victor Ojeleye	40 Ron Anderson	42 Darren Kent	54 Abdul Herrera
Florida A&M	17-2-5	5-2-1	4-0-0	6-5-1	19-2-1	13-8-1	2-1-0	0-3-2	11-5-2	1-3-1	9-12-4	9-6-1	INJ
SE Missouri State ^	7-1-6	21-4-6	0-1-1	4-5-1	4-2-4	12-8-0	2-1-0	0-1-3	16-8-2	7-4-0	0-1-0	15-12-0	INJ
Emporia State	9-3-5	14-1-0	0-1-0	6-2-1	9-0-5	14-5-1	0-0-0	2-1-0	11-8-2	0-1-0	10-10-0	7-5-4	INJ
at Cleveland State	15-2-2	2-0-1	0-0-0	1-1-0	16-0-1	4-5-1	CD	0-1-0	15-5-2	CD	2-7-2	14-10-2	INJ
Oakland ^	26-2-5	8-1-3	0-0-0	12-7-1	19-3-8	9-9-1	0-0-1	0-0-0	2-3-1	0-0-0	3-6-3	4-2-1	0-1-0
vs. Kentucky%	20-1-1	4-0-0	CD	8-4-0	11-3-2	15-6-0	CD	0-0-0	2-3-0	CD	0-2-0	12-6-0	0-0-0
vs. Iowa%	22-3-2	2-2-0	CD	6-9-2	2-0-0	4-3-0	4-1-0	2-3-0	13-5-1	CD	3-4-0	4-3-0	1-2-0
at Oregon#	4-8-3	10-1-0	CD	0-4-2	19-4-0	4-3-0	1-4-0	2-1-1	14-2-0	CD	12-5-1	4-2-0	CD
Southern Miss@	17-6-2	6-0-0	0-0-0	18-11-0	6-2-6	4-6-6	5-0-0	0-0-1	0-2-0	CD	7-3-2	11-7-2	CD
Gardner-Webb	14-3-11	18-1-0	0-0-1	4-5-2	20-0-2	6-2-2	4-2-4	4-1-1	20-7-2	2-4-0	7-3-1	4-3-3	4-2-1
Centenary	7-1-2	14-1-2	0-2-1	2-3-2	9-8-1	2-1-0	2-0-2	0-2-0	8-8-6	0-0-0	5-7-2	24-10-0	CD
Wagner	24-4-3	3-0-0	2-0-0	9-7-1	15-2-4	21-10-2	0-0-0	1-0-2	0-4-1	0-1-0	7-7-1	0-5-0	CD
Idaho State	12-2-3	8-2-3	11-3-1	0-6-1	INJ	10-3-1	11-4-3	0-1-0	15-5-1	0-0-0	8-7-1	8-5-3	---
Chicago State	12-0-2	26-7-2	0-0-0	0-1-0	9-2-6	6-4-1	10-3-0	CD	10-3-0	2-3-1	11-9-1	13-12-1	---
Oklahoma*	8-3-5	12-1-1	CD	0-2-0	18-5-3	3-3-0	CD	0-4-0	7-5-0	0-0-0	1-7-1	4-6-0	---
at Kansas*	13-1-2	9-3-3	CD	12-6-0	9-2-4	6-3-0	5-2-0	0-2-0	11-6-0	0-0-0	3-8-0	3-2-1	---
at Nebraska*													
Baylor*													
at Colorado*													
Missouri*													
at Texas*													
Iowa State*													
at Texas A&M*													
Texas Tech*													
Kansas*													
UNC Central													
at Iowa State*													
at Missouri*													
Nebraska*													
at Oklahoma State*													
Colorado*													

Starters in BOLD

* Big 12 Conference Game

^ - Preliminary rounds of the Findlay Toyota Las Vegas Invitational

% - Findlay Toyota Las Vegas Invitational (Las Vegas, Nev.)

- Big 12/Pac-10 Hardwood Series

@ - To be played at Sprint Center (Kansas City, Mo.)

! - Phillips 66 Big 12 Conference Tournament (Oklahoma City, Okla.)

CD - Did Not Play - Coach's Decision

INJ - Did Not Play - Injury

2008-09 FIRSTS

Opponent	First Points	How	Time	First Sub	Time
Florida A&M	Dominique Sutton	Tip-in	19:20	R. Anderson/J. Samuels/F. Brown	16:37
SE Missouri State ^	Jacob Pullen	Lay-up	19:32	Jamar Samuels	17:18
Emporia State	Darren Kent	Free Throw	18:45	F. Brown/C. Merriewether	18:45
at Cleveland State	Denis Clemente	Lay-up	18:18	Ron Anderson	19:11
Oakland ^	Jacob Pullen	Jumper	19:39	Fred Brown	17:19
vs. Kentucky%	Luis Colon	Lay-up	19:26	F. Brown/J. Samuels	16:41
vs. Iowa%	Jacob Pullen	Free Throw	18:09	Jamar Samuels	18:09
at Oregon	Denis Clemente	Jumper	18:26	Fred Brown	18:09
Southern Miss@	Luis Colon	Jumper	19:30	R. Anderson/C. Merriewether	16:16
Gardner-Webb	Luis Colon	Jumper	19:41	R. Anderson/J. Samuels	16:20
Centenary	Jacob Pullen	Lay-up	17:29	Dominique Sutton	16:57
Wagner	Denis Clemente	Jumper	19:06	J. Samuels/R. Anderson/F. Brown	16:33
Idaho State	Jacob Pullen	3-pointer	19:23	Jamar Samuels	17:31
Chicago State	Jacob Pullen	Lay-up	18:26	Fred Brown	16:56
Oklahoma*	Darren Kent	Free Throw	19:08	Jamar Samuels	17:32
at Kansas*	Darren Kent	3-pointer	13:52	Fred Brown	17:50
at Nebraska*					
Baylor*					
at Colorado*					
Missouri*					
at Texas*					
Iowa State*					
at Texas A&M*					
Texas Tech*					
Kansas*					
UNC Central					
at Iowa State*					
at Missouri*					
Nebraska*					
at Oklahoma State*					
Colorado*					

2008-09 SUPERLATIVES

INDIVIDUAL

Category	Kansas State	Opponent
Points Scored	26 - Jacob Pullen vs. Oakland (11/25/08) 26 - Fred Brown vs. Chicago State (1/5/09)	37 - Jodie Meeks, Kentucky (11/28/08)
Field Goals	9 - Luis Colon vs. Southern Miss (12/11/08) 9 - Darren Kent vs. Centenary (12/20/08) 9 - Jacob Pullen vs. Wagner (12/30/08)	13 - Blake Griffin, Oklahoma (1/10/09)
Field Goals Attempted	20 - Denis Clemente at Oregon (12/7/08)	25 - Kenard Moore, SE Missouri State (11/16/08) 25 - David Holston, Chicago State (1/5/09)
Highest FG Percentage (min. 5 made)	100.0 (9-of-9) - Luis Colon vs. Southern Miss (12/11/08) 100.0 (6-of-6) - Jamar Samuels vs. Gardner-Webb (12/14/08)	83.3 (5-of-6) - Carl Montgomery, Chicago State (1/5/09)
Highest FG Percentage (min. 10 made)	n/a	64.7 (11-of-17) - Jodie Meeks, Kentucky (11/28/08)
3-Point Field Goals Made	6 - Jacob Pullen vs. Oakland (11/25/08) 6 - Fred Brown vs. Gardner-Webb (12/14/08)	6 - Kenard Moore, SE Missouri State (11/16/08) 6 - Tajuan Porter, Oregon (12/7/08)
3-Point Field Goals Attempted	13 - Jacob Pullen vs. Kentucky (11/28/08)	17 - Kenard Moore, SE Missouri State (11/16/08)
3-Point Field Goal Percentage (min. 4 made)	80.0 (4-of-5) - Jacob Pullen vs. Wagner (12/30/08)	71.4 (5-of-7) - Nick Stallings, Centenary (12/20/08)
Free Throws	9 - Denis Clemente vs. Florida A&M (11/14/08) 9 - Darren Kent vs. Southern Miss (12/11/08) 9 - Darren Kent vs. Chicago State (1/5/09)	11 - Jodie Meeks, Kentucky (11/28/08) 11 - Jeff Peterson, Iowa (11/29/08)
Free Throws Attempted	12 - Darren Kent vs. Chicago State (1/5/09)	13 - Jodie Meeks, Kentucky (11/28/08)
Free Throw Percentage (min. 5 made)	100.0 (9-of-9) - Darren Kent vs. Southern Miss (12/11/08) 100.0 (8-of-8) - Jamar Samuels at Oregon (12/7/08)	100.0 (5-of-5) - J'Nathan Bullock, Cleveland State (11/22/08) 100.0 (5-of-5) - Keith Benson, Oakland (11/25/08) 100.0 (9-of-9) - Jeremy Wise, Southern Miss (12/11/08) 100.0 (8-of-8) - Sherron Collins, Kansas (1/13/09)
Free Throw Percentage (min. 10 made)	n/a	91.7 - Jeff Peterson, Iowa (11/29/08)
Offensive Rebounds	8 - Darren Kent vs. Chicago State (1/5/09)	7 - Blake Griffin, Oklahoma (1/10/09)
Defensive Rebounds	9 - Ron Anderson vs. Florida A&M (11/14/08)	11 - LaMont Russell, SE Missouri State (11/16/08)
Total Rebounds	12 - Darren Kent vs. SE Missouri State (11/16/08) 12 - Ron Anderson vs. Florida A&M (11/14/08) 12 - Darren Kent vs. Chicago State (1/5/09)	17 - LaMont Russell, SE Missouri State (11/16/08)
Assists	11 - Jacob Pullen vs. Gardner-Webb (12/14/08)	8 - Cedric Jackson, Cleveland State (11/22/08)
Blocked Shots	3 - Jamar Samuels vs. Florida A&M (11/14/08) 3 - Darren Kent vs. Southern Miss (12/11/08) 3 - Jamar Samuels vs. Centenary (12/20/08)	2 - Jajuan Maxwell, SE Missouri State (11/16/08) 2 - Anthony Gatlin, Centenary (12/20/08) 2 - Brandon Harris, Centenary (12/20/08) 2 - Carl Montgomery, Chicago State (1/5/09) 2 - Cole Aldrich, Kansas (1/13/09)
Steals	8 - Dominique Sutton vs. Idaho State (1/3/09)	4 - J'Nathan Bullock, Cleveland State (11/22/08) 4 - Jodie Meeks, Kentucky (11/28/08) 4 - Tony Crocker, Oklahoma (1/10/09)
Minutes Played	38 - Denis Clemente vs. Kentucky (11/28/08) 38 - Jacob Pullen vs. Kentucky (11/28/08) 38 - Jacob Pullen vs. Iowa (11/29/08)	40 - Nick Stallings, Centenary (12/20/08)

TEAM

K-State High	K-State Low	Category	Opponent High	Opponent Low
107 vs. Gardner-Webb (12/14/08)	53 vs. Oklahoma (1/10/09)	Points Scored	87 Kansas (1/13/09)	48 Gardner-Webb (12/14/08)
37 vs. Gardner-Webb (12/14/08)	18 vs. Oklahoma (1/10/09)	Field Goals	28 Kansas (1/13/09)	15 Southern Miss (12/11/08)
78 vs. SE Missouri State (11/16/08)	45 vs. Iowa (11/29/08)	Field Goals Attempted	67 SE Missouri State (11/16/08)	32 Kentucky (11/28/08)
59.7 vs. Gardner-Webb (12/14/08)	32.7 vs. Oklahoma (1/10/09)	FG Percentage	68.8 Kentucky (11/28/08)	30.8 Gardner-Webb (12/14/08)
13 vs. Oakland (11/25/08)	3 vs. Iowa (11/29/08)	3-Point Field Goals Made	9 Oregon (12/7/08)	2 Chicago State (1/5/09)
29 vs. Florida A&M (11/14/08)	7 vs. Iowa (11/29/08)	3-Point Field Goals Attempted	24 SE Missouri State (11/16/08)	8 Kentucky (11/28/08)
53.3 vs. Wagner (12/30/08)	21.1 vs. Oregon (12/7/08)	3-Point Field Goal Percentage	71.0 Oregon (12/7/08)	11.8 Chicago State (1/5/09)
35 vs. Chicago State (1/5/09)	9 vs. Oklahoma (1/10/09)	Free Throws	26 Iowa (11/29/08) 26 Kansas (1/13/09)	9 Emporia State (11/19/08)
46 vs. Chicago State (1/5/09)	17 vs. Oklahoma (1/10/09)	Free Throws Attempted	37 Iowa (11/29/08) 37 Kansas (1/13/09)	11 Emporia State (11/19/08)
81.0 vs. Kentucky (11/28/08)	41.7 vs. Emporia State (11/19/08)	Free Throw Percentage	85.7 Oakland (11/25/08)	47.6 Oklahoma (1/10/09)
24 vs. Florida A&M (11/14/08)	12 vs. Gardner-Webb (12/14/08)	Offensive Rebounds	17 Oklahoma (1/10/09)	3 Kentucky (11/28/08)
31 vs. SE Missouri State (11/16/08)	10 vs. Kentucky (11/28/08)	Defensive Rebounds	31 SE Missouri State (11/16/08)	15 Wagner (12/30/08)
53 vs. Florida A&M (11/14/08)	26 vs. Kentucky (11/28/08)	Total Rebounds	47 SE Missouri State (11/16/08)	25 Centenary (12/20/08)
29 vs. Iowa (11/29/08)	14 vs. Emporia State (11/19/08)	Fouls	33 Florida A&M (11/14/08)	18 twice
2 vs. Kentucky (11/28/08)	0 eight times	Fouled Out	3 Florida A&M (11/14/08)	0 five times
30 vs. Gardner-Webb (12/14/08)	4 vs. Kentucky (11/28/08)	Assists	14 Oregon (12/7/08)	7 Idaho State (1/3/09)
20 at Cleveland State (11/22/08)	8 vs. SE Missouri State (11/16/08)	Turnovers	31 Kentucky (11/28/08)	11 Iowa (11/29/08)
20 vs. Oregon (12/7/08)				
20 vs. Oklahoma (1/10/09)				
7 vs. Southern Miss (12/11/08)	1 vs. Kentucky (11/28/08)	Blocked Shots	5 Kansas (1/13/09)	0 Iowa (11/29/08)
12 vs. Emporia State (11/19/08)	2 vs. Iowa (11/29/08)	Steals	14 Oregon (12/7/08)	2 Florida A&M (11/14/08)
59 (1st) vs. Gardner-Webb (12/14/08)	23 (1st) vs. Kentucky (11/28/08)	Points/Half	52 (2nd) SE Missouri State (11/16/08)	16 (1st) SE Missouri State (11/16/08)
62.5 (1st) vs. Wagner (12/30/08)	23.3 (1st) vs. Kentucky (11/28/08)	FG Percentage/Half	76.5 (2nd) Kentucky (11/28/08)	17.2 (1st) SE Missouri State (11/16/08)

* Bramlage Coliseum record

^ School record

2008-09 SUPERLATIVES

WILDCAT STARTING LINEUPS (w-l)

Guard	Guard	Forward	Forward	Forward	2008-09	Games
Denis Clemente	Jacob Pullen	Dominique Sutton	Darren Kent	Luis Colon	9-5	1-10, 12-16
Denis Clemente	Jacob Pullen	Jamar Samuels	Darren Kent	Luis Colon	1-0	11
Jacob Pullen	Fred Brown	Dominique Sutton	Darren Kent	Luis Colon	1-0	13

MISCELLANEOUS

	K-STATE	OPPONENTS
3-second violations	1	0
5-second violations	0	5
10-second violations	2	0
Lane violations	0	0
Defensive goal tending	5	1
Offensive goal tending	1	0
Shot clock expired	0	5
4-point plays	0	2
Jump balls controlled	7	8
Technical fouls (players)	2	3
Technical fouls (bench)	0	1
Points in the Paint	555	368
Points off turnovers	367	209
Second Chance Points	276	159
Fast Break Points	191	101
Bench Points	482	261

SCORING LEADERS

	'08-09	CAREER
Jacob Pullen	5	6
Denis Clemente	5	5
Fred Brown	3	3
Jamar Samuels	2	2
Luis Colon	1	1
Darren Kent	1	1
Dominique Sutton	1	1

REBOUNDING LEADERS

	'08-09	CAREER
Darren Kent	5	6
Ron Anderson	5	5
Dominique Sutton	3	4
Luis Colon	2	2
Jacob Pullen	1	1
Jamar Samuels	1	1

ASSIST LEADERS

	'08-09	CAREER
Jacob Pullen	9	25
Denis Clemente	7	7
Darren Kent	2	3
Fred Brown	2	2
Jamar Samuels	2	2
Ron Anderson	1	1
Buchi Awaji	1	1
Dominique Sutton	1	1

SEASON-HIGH POINTS

26, Jacob Pullen vs. Oakland (11/25/08)
26, Fred Brown vs. Chicago State (1/5/09)
24, Darren Kent vs. Centenary (12/20/08)
24, Jacob Pullen vs. Wagner (12/30/08)
22, Jacob Pullen vs. Iowa (11/29/08)
21, Fred Brown vs. SE Missouri State (11/16/08)
21, Dominique Sutton vs. Wagner (12/30/08)
20, Jacob Pullen vs. Kentucky (11/28/08)
20, Denis Clemente vs. Gardner-Webb (12/14/08)
20, Jamar Samuels vs. Gardner-Webb (12/14/08)

SEASON-HIGH REBOUNDS

12, Ron Anderson vs. Florida A&M (11/14/08)
12, Darren Kent vs. SE Missouri State (11/16/08)
12, Darren Kent vs. Chicago State (1/5/09)
11, Luis Colon vs. Southern Miss (12/11/08)

SEASON-HIGH ASSISTS

11, Jacob Pullen vs. Gardner-Webb (12/14/08)
--

SEASON-HIGH STEALS

8, Dominique Sutton vs. Idaho State (1/3/09)
--

DOUBLE-FIGURE SCORING

	'08-09	CAREER
Jacob Pullen	11	28
Jamar Samuels	10	10
Denis Clemente	8	25
Fred Brown	7	9
Dominique Sutton	6	9
Darren Kent	6	7
Ron Anderson	3	6
Luis Colon	3	3
Buchi Awaji	2	2
Justin Werner	1	1

DOUBLE-DIGIT REBOUNDS

	'08-09	CAREER
Darren Kent	4	4
Ron Anderson	2	3
Luis Colon	1	1
Dominique Sutton	1	1

DOUBLE-DOUBLES

	'08-09	CAREER
Darren Kent (points-rebounds)	4	4
Ron Anderson (points-rebounds)	1	1
Luis Colon (points-rebounds)	1	1
Jacob Pullen (points-assists)	1	1
Dominique Sutton (points-rebounds)	1	1

DUNKS

	'08-09	CAREER
Jamar Samuels	12	12
Dominique Sutton	6	13
Darren Kent	5	8
Ron Anderson	2	2
Buchi Awaji	2	2

FTS IN LAST 5 MINUTES

	'08-09	CAREER
Jamar Samuels	8-12	8-12
Fred Brown	4-6	7-12
Denis Clemente	4-4	4-4
Dominique Sutton	2-2	4-5
Darren Kent	2-2	2-6
Jacob Pullen	2-4	20-31
Justin Werner	2-4	2-4
Ron Anderson	2-5	11-19
Victor Ojeleye	1-6	1-6
Chris Merriewether	--	2-6
Luis Colon	--	2-5
Abdul Herrera	0-2	0-2

CHARGES DRAWN

	'08-09	CAREER
Dominique Sutton	6	9
Darren Kent	3	10
Jacob Pullen	3	11
Denis Clemente	3	3
Luis Colon	3	3
Chris Merriewether	2	13
Buchi Awaji	1	1
Jamar Samuels	1	1
Justin Werner	1	1
Ron Anderson	--	6

INDIVIDUAL STREAKS

Jacob Pullen/Games Played	49
Ron Anderson/Games Played	26
Dominique Sutton/Games Played	23
Luis Colon/Games Played	22
Darren Kent/Games Played	22

LEADS AND DEFICITS

	'08-09
Largest Halftime Lead	31
Largest Halftime Lead Blown	3
Largest Halftime Deficit	14
Largest Halftime Deficit Overcome in win	--
Largest Lead	62
Largest Lead Blown	5
Largest Deficit	17
Largest Deficit Overcome for victory	5


K-STATE'S RECORD WHEN...

At home	10-1
On road	1-2
At neutral sites	0-2
In overtime	0-0
In games decided by 3 points or less	0-2
In games decided by 4-5 points	0-1
In games decided by 6-10 points	1-1
In games decided by 11-20 points	3-1
In games decided by 20-plus points	7-0
vs. Top 25 teams	0-1
vs. Top 10 teams	0-1
Scoring first	7-2
Leading at half	11-1
Tied at half	0-0
Trailing at half	0-4
Leading with 10:00 remaining	11-0
Trailing with 10:00 remaining	0-5
Tied with 10:00 remaining	0-0
Leading with 5:00 remaining	11-0
Trailing with 5:00 remaining	0-5
Tied with 5:00 remaining	0-0
KSU shoots 50% or better	2-0
KSU shoots less than 50%	9-5
KSU shoots better than opponent	11-1
KSU shoots same as opponent	0-0
Opponent shoots 50% or better	0-2
Opponent shoots less than 50%	11-3
KSU out-rebounds opponent	10-4
Opponent out-rebounds KSU	1-1
KSU equals opponent in rebounds	0-0
KSU shoots 70% or better from FT Line	4-2
KSU has more FT attempts	9-0
Opponent has more FT attempts	2-5
KSU equals opponent in FT attempts	0-0
KSU shoots 40% or better from 3-pt range	5-1
KSU has more turnovers than opponent	1-4
KSU has less turnovers than opponent	10-1
KSU equals opponent in turnovers	0-0
KSU scores 100-plus points	1-0
KSU scores 90 or more points	2-0
KSU scores 80-89 points	5-0
KSU scores 70-79 points	2-3
KSU scores 60-69 points	1-1
KSU scores 50-59 points	0-1
KSU scores less than 50 points	0-0
Opponent scores 100-plus points	0-0
Opponent scores 90 or more points	0-0
Opponent scores 80-89 points	0-1
Opponent scores 70-79 points	0-2
Opponent scores 60-69 points	4-2
Opponent scores 50-59 points	6-0
Opponent scores less than 50 points	1-0
On Mondays	1-0
On Tuesdays	2-1
On Wednesdays	1-0
On Thursdays	1-0
On Fridays	1-1
On Saturdays	3-2
On Sundays	2-1
In November	5-2
In December	4-1
In January	2-2
In February	0-0
In March	0-0
On ABC	0-0
On Big 12 Network	0-2
On ESPN	0-0
On ESPN2	0-0
On ESPN3	0-1
On FOX Sports Net	0-1
On FOX Sports Kansas City	7-0

MISCELLANEOUS

Current streak	Lost 2
Home court streak	Lost 1
Neutral court streak	Lost 3
Road streak	Lost 2
Consecutive games with a 3-point FG	16
All-Time Record	1,424-1,031

SEASON RECAPS

November 9, 2008 • Bramlage Coliseum • Manhattan, Kan. (Exhibition)		
	Washburn	57
	Kansas State	81

MANHATTAN, Kan. -- Sophomore guard Jacob Pullen led all scorers with 21 points, as Kansas State defeated Washburn, 81-57, in a men's exhibition basketball at Bramlage Coliseum. The Wildcats have now won seven straight exhibitions and 11 of the last 13.

Pullen finished the contest 7-of-15 from the field, including 4-of-5 from beyond the three-point line. He also added four rebounds to his final stat line. Joining Pullen in double figures were junior guard Denis Clemente and senior forward Darren Kent. Clemente tallied 12 points and a game-high five assists in his debut in a K-State uniform. Kent added 10 points and game-highs of nine rebounds and four blocks off the bench.

Despite a frigid start from the field by both teams, K-State pieced together a 36-24 lead at the half. Pullen tallied 10 points at the intermission, while sophomore Dominique Sutton added eight. The Wildcats were able to hold the Ichabods to an 18.5 field goal percentage in the first half, including 0-of-5 from beyond the arc.

After a three from Pullen opened the second half to give the Wildcats a 39-24 lead, the Ichabods closed to within 11 on back-to-back jumpers by Darnell Kimble and DeAndre Eggins. Kansas State recovered and used a 15-4 run over the next 3:54 to push the advantage to 54-32 with 14:06 to play. K-State took its largest lead of the game at 25 on a Clemente fast break lay-up with 5:18 to play.

Washburn was led by Eggins with 13 points, as the Ichabods had 12 of the 13 players to see the floor register at least one point.

Washburn												
No.	Name	FG	3FG	FT	RB	PF	TP	A	BLK	S	MIN	
03	Mario Scott	g	1-6	0-0	3-4	3	2	5	2	0	0	28
22	DeAndre Eggins	g	3-8	0-2	7-9	1	2	13	0	0	0	20
15	Paul Byers	f	1-3	0-1	0-0	1	5	2	2	0	2	12
20	Lekheythan Malone	f	2-6	0-2	1-2	2	4	5	1	0	0	18
21	Darnell Kimble	f	1-5	0-0	1-2	0	5	3	1	0	0	14
10	William McNeill	g	2-6	0-1	0-0	0	2	4	1	0	4	16
12	Moriba DeCoteau	g	0-1	0-0	1-2	3	1	1	0	2	1	11
14	Logan Stutz	g	1-4	0-1	4-5	3	0	6	1	0	1	20
23	Jeremie Hart	g	2-4	0-0	3-6	1	2	7	0	0	1	14
24	Jonathan Leopaul	g	0-3	0-0	2-4	3	4	2	1	0	1	18
33	Nate Daniels	g	3-7	2-3	0-0	3	0	8	0	1	0	20
40	Garrett Love	g	0-0	0-0	0-0	0	0	0	0	0	0	3
44	Steve Feighny	g	0-1	0-0	1-3	2	2	1	0	0	1	6
TEAM		9										
TOTALS		16-54	2-10	23-37	31	29	57	9	3	11	200	

	1st Half	2nd Half	Game
Field Goals	18.5	40.7	29.6
3-Point FG	0.0	40.0	20.0
Free Throws	70.0	52.9	62.2


Kansas State												
No.	Name	FG	3FG	FT	RB	PF	TP	A	BLK	S	MIN	
00	Jacob Pullen	g	7-15	4-5	3-3	4	4	21	1	0	0	29
21	Denis Clemente	g	5-14	1-3	1-1	6	2	12	5	0	0	27
15	Luis Colon	f	4-10	0-0	0-0	8	2	8	0	1	0	16
23	Dominique Sutton	f	2-4	0-1	4-6	5	2	8	0	0	3	25
40	Ron Anderson	f	2-5	0-0	3-5	8	2	7	4	0	2	23
01	Fred Brown	g	2-3	0-1	0-0	0	3	4	0	1	0	8
13	Justin Werner	g	0-1	0-1	0-0	0	0	0	0	0	0	5
25	Buchi Awaji	g	0-1	0-0	0-0	2	2	0	0	0	2	7
31	Chris Merriewether	g	1-2	0-1	0-0	1	4	2	0	1	0	12
32	Jamar Samuels	g	3-4	0-0	3-11	4	4	9	0	1	0	23
33	Victor Ojeleye	g	0-0	0-0	0-0	0	0	0	0	0	0	2
42	Darren Kent	g	3-6	0-0	4-5	9	3	10	4	4	1	23
TEAM		5										
TOTALS		29-65	5-12	18-31	52	28	81	14	7	8	200	

	1st Half	2nd Half	Game
Field Goals	30.3	59.4	44.6
3-Point FG	37.5	50.0	41.7
Free Throws	54.2	71.4	58.1

Officials: John Higgins, Dan Nowakowski, John Moore
Technical Fouls: Washburn-None, Kansas State-None.
Attendance: 7,733

Score by Periods	1st	2nd	Total
Washburn	24	33	57
Kansas State	36	45	81

Points in the Paint: Kansas State 40, Washburn 24
Points Off Turnovers: Kansas State 24, Washburn 19
Second Chance Points: Kansas State 24, Washburn 4
Fast Break Points: Kansas State 16, Washburn 16
Bench Points: Washburn 29, Kansas State 25

November 14, 2008 • Bramlage Coliseum • Manhattan, Kan.		
	Florida A&M	57
	Kansas State	96

MANHATTAN, Kan. -- Junior guard Denis Clemente had 19 points and sophomore guard Jacob Pullen added 17, helping Kansas State open the post-Michael Beasley era with an easy 96-57 win over Florida A&M at Bramlage Coliseum.

K-State hounded the Rattlers into poor shots and dominated the offensive glass to jump out to leads of 17-2 and 30-4 on its way to winning its 12th straight home opener. The Wildcats shot just 7-for-29 from 3-point range, but made up for it with 24 offensive boards, including 17 in the first half.

Sophomore forward Dominique Sutton had 13 points, redshirt freshman forward Jamar Samuels added 11 and sophomore forward Ron Anderson had 12 rebounds for Kansas State.

K-State scored 40 of its 96 points in the paint, while it scored 23 points off 13 Florida A&M turnovers. The squad shot 43.3 percent from the field, including 46.9 percent in the second half. The team also converted on 31-of-45 attempts from the charity stripe.

Florida A&M had never beaten a Big 12 opponent in 10 tries and found itself overmatched and overwhelmed against the bigger, more athletic Wildcats. The Rattlers shot 33 percent, including 3-for-20 on 3-pointers, and were out-rebounded 53-31. Dunnell Webb led the Rattlers with 15 points.

Florida A&M (0-1)												
No.	Name	FG	3FG	FT	RB	PF	TP	A	BLK	S	MIN	
15	Brandon Bryant	g	2-12	2-7	4-4	1	1	10	2	0	0	23
24	Joe Ballard	g	1-4	0-1	1-2	1	2	3	2	0	0	19
03	Lamar Twitty	f	2-8	0-1	1-2	3	5	5	1	0	1	20
05	Josh Davis	f	1-2	0-1	0-0	3	2	2	0	0	0	15
32	Larry Jackson	f	1-2	0-0	2-5	8	4	4	0	1	0	19
01	Dunnell Webb	g	6-10	0-1	3-5	5	3	15	0	0	1	29
10	Byron Taylor	g	1-3	0-2	0-0	0	0	1	2	2	0	12
12	Dale Hughes	g	2-8	1-7	1-2	1	0	6	0	0	0	26
21	Cecil Bent	g	2-4	0-0	1-2	3	5	5	1	0	0	10
23	Darryl Demps	g	0-0	0-0	0-2	0	1	0	0	0	0	4
25	David Buchanan	g	1-3	0-0	0-0	1	4	2	1	0	0	10
42	Yannick Crowder	g	1-3	0-0	1-1	0	5	3	0	0	0	13
TEAM		5										
TOTALS		20-59	3-20	14-25	31	33	57	9	1	2	200	

	1st Half	2nd Half	Game
Field Goals	33.3	34.4	33.9
3-Point FG	8.3	25.0	15.0
Free Throws	50.0	56.5	56.0

Kansas State (1-0)												
No.	Name	FG	3FG	FT	RB	PF	TP	A	BLK	S	MIN	
00	Jacob Pullen	g	6-15	2-9	3-3	2	1	17	5	0	2	30
21	Denis Clemente	g	4-12	2-8	9-10	2	2	19	1	0	0	22
15	Luis Colon	f	1-3	0-0	4-5	5	5	6	1	1	0	10
23	Dominique Sutton	f	5-7	0-2	3-5	8	4	13	1	0	1	18
42	Darren Kent	f	2-7	1-1	4-6	6	4	9	1	1	1	22
01	Fred Brown	g	2-6	1-5	0-0	2	1	5	1	0	1	17
13	Justin Werner	g	1-2	1-2	1-2	0	0	4	0	0	0	9
25	Buchi Awaji	g	1-4	0-2	0-0	1	0	2	0	0	1	12
31	Chris Merriewether	g	0-1	0-0	0-2	3	3	0	2	0	0	12
32	Jamar Samuels	g	4-6	0-0	3-4	5	3	11	2	3	0	21
33	Victor Ojeleye	g	0-0	0-0	1-4	3	0	1	1	0	0	8
40	Ron Anderson	g	3-4	0-0	3-4	12	1	9	4	0	1	19
TEAM		4										
TOTALS		29-67	7-29	31-45	53	24	96	19	5	7	200	

	1st Half	2nd Half	Game
Field Goals	40.0	46.9	43.3
3-Point FG	25.0	23.1	24.1
Free Throws	72.7	65.2	68.9

Officials: Mark Whitehead, Andrew Walton, Eric Curry
Technical Fouls: Florida A&M-Dunnell Webb, Kansas State-Jamar Samuels.
Attendance: 9,070

Score by Periods	1st	2nd	Total
Florida A&M	20	37	57
Kansas State	48	48	96

Points in the Paint: Kansas State 40, Florida A&M 18
Points Off Turnovers: Kansas State 23, Florida A&M 5
Second Chance Points: Kansas State 22, Florida A&M 11
Fast Break Points: Kansas State 19, Florida A&M 2
Bench Points: Florida A&M 33, Kansas State 32

November 16, 2008 • Bramlage Coliseum • Manhattan, Kan.		
	SE Missouri State	68
	Kansas State	88

MANHATTAN, Kan. -- Senior forward Darren Kent recorded his first career double-double with career-highs in both points (15) and rebounds (12) to help Kansas State beat the undermanned and overmatched SE Missouri State 88-68 at Bramlage Coliseum.

Kent came alive early in the second half, scoring nine of his 15 points in the first 10 minutes of the second half.

Sophomore guard Fred Brown paced the Wildcats with 21 points on 8-of-14 shooting, including 4-of-6 from 3-point range. 18 of his 21 points came in the second half, as he went 7-of-8 from the field, including 4-of-5 from beyond the arc. Samuels added 16 points on 7-of-10 shooting to go with eight boards, while sophomore forward Dominique Sutton chipped in 12 points and four steals.

The Wildcats (2-0) took an early 11-0 lead during the first five minutes. Israel Kirk made a layup with 14:53 to play in the first half to give the Redhawks (0-2) their first score.

Midway through the first half, the Wildcats went on a 12-0 run to take a 31-6 lead. Redshirt freshman forward Jamar Samuels, who scored six points during the stretch, highlighted the run with a pair of two-handed dunks.

The Redhawks' guard Kenard Moore prevented the Wildcats from extending their lead to much greater than 20, scoring 26 of his 31 points in the second half. His 31 led all scorers.

SE Missouri State (0-1)												
No.	Name	FG	3FG	FT	RB	PF	TP	A	BLK	S	MIN	
02	Jaycen Herring	g	3-11	0-2	1-1	4	5	7	0	0	0	19
05	Bijon Jones	g	0-3	0-1	1-2	3	2	1	4	0	0	34
24	Johnny Hill	g	2-10	0-1	1-3	5	4	5	3	0	1	20
03	Israel Kirk	f	2-6	0-0	2-2	4	3	6	0	0	1	31
45	Jajuan Maxwell	f	5-8	2-3	1-2	10	4	13	1	2	1	30
00	Kenard Moore	g	9-25	6-17	7-8	1	0	31	1	0	1	35
34	LaMont Russell	g	2-4	0-0	1-2	17	3	5	2	0	0	31
TEAM		3										
TOTALS		23-67	8-24	14-20	47	21	68	11	2	4	200	

	1st Half	2nd Half	Game
Field Goals	17.2	47.4	34.3
3-Point FG	18.2	46.2	33.3
Free Throws	66.7	71.4	70.0

Kansas State (1-0)												
No.	Name	FG	3FG	FT	RB	PF	TP	A	BLK	S	MIN	
00	Jacob Pullen	g	2-9	0-2	3-5	1	2	7	6	0	1	19
21	Denis Clemente	g	2-5	0-0	0							

SEASON RECAPS

November 19, 2008 • Bramlage Coliseum • Manhattan, Kan.		
	Emporia State	60
	Kansas State	82

MANHATTAN, Kan. -- Junior guard Fred Brown and sophomore forward Dominique Sutton scored 14 points apiece to lead Kansas State over Emporia State 82-60 at Bramlage Coliseum.

The Wildcats (3-0) also got 11 points from redshirt freshman forward Jamar Samuels and 10 points from sophomore forward Ron Anderson, who pulled in a game-high 10 rebounds. It marked the first double-double of Anderson's career.

Robert Moores led Division II Emporia State (1-1) with 12 points. Lamar Wilbern and Adam Holthaus added 10 apiece.

The Hornets took a 14-13 lead midway through the first half on a basket by Wilbern. Kansas State responded late in the period with a 20-4 run, including 11 points by Brown, and led 40-34 at halftime.

In the second half, the Wildcats went on a 13-1 run midway through the period to put the game out of reach with a 69-50 lead.

Kansas State connected on 47.9 percent from the field, including 50 percent in the second half. The Wildcats scored 30 points off 26 Emporia State turnovers.

Emporia State (1-1)												
No.	Name	FG	3FG	FT	RB	PF	TP	A	BLK	S	MIN	
21	Dustin Andrews	g	4-5	0-1	0-0	1	3	8	5	0	1	25
22	Matt Boswell	g	1-4	0-2	3-4	4	3	5	0	1	0	21
24	Lamar Wilbern	g	4-13	0-2	2-2	5	2	10	4	0	0	31
31	Jeremiah Box	f	4-11	1-3	0-1	3	1	9	0	1	0	22
20	Shang Ping	c	0-1	0-0	0-0	0	4	0	0	0	0	11
11	Spencer Allen		1-4	0-1	0-0	5	3	2	0	0	1	23
12	Robert Moores		5-9	2-5	0-0	0	1	12	4	0	0	32
33	Alex Pyle		1-1	0-0	0-0	1	0	2	0	0	1	6
40	Doug Moore		1-1	0-0	0-0	2	1	2	0	0	0	6
50	Adam Holthaus		3-7	0-0	4-4	9	0	10	0	1	0	23
TEAM		6										
TOTALS		24-56	3-14	9-11	36	18	60	13	3	3	200	

	1st Half	2nd Half	Game
Field Goals	50.0	36.7	42.9
3-Point FG	28.6	14.3	21.4
Free Throws	85.7	75.0	81.8

Kansas State (3-0)												
No.	Name	FG	3FG	FT	RB	PF	TP	A	BLK	S	MIN	
00	Jacob Pullen	g	3-17	1-7	2-3	3	0	9	5	0	1	32
21	Denis Clemente	g	4-8	0-2	1-1	0	1	9	5	0	0	19
15	Luis Colon	f	3-6	0-0	0-0	2	3	6	1	2	0	15
23	Dominique Sutton	f	6-11	0-0	2-3	5	1	14	1	1	2	30
42	Darren Kent	f	3-3	0-0	1-2	5	4	7	4	0	0	16
01	Fred Brown		5-8	3-3	1-2	1	1	14	0	0	0	19
13	Justin Werner		0-0	0-0	0-0	1	1	0	0	0	0	4
25	Buchi Awaji		0-0	0-0	0-0	0	0	0	0	0	0	1
31	Chris Merriewether		1-1	0-0	0-0	1	1	2	0	0	2	14
32	Jamar Samuels		5-8	0-0	1-9	8	1	11	2	0	2	25
33	Victor Ojeleye		0-0	0-0	0-0	1	0	0	0	0	0	2
40	Ron Anderson		4-9	0-0	2-4	10	1	10	0	0	2	23
TEAM		3										
TOTALS		34-71	4-12	10-24	40	14	82	18	3	12	200	

	1st Half	2nd Half	Game
Field Goals	45.7	50.0	47.9
3-Point FG	42.9	20.0	33.3
Free Throws	38.5	45.5	41.7

Officials: Ted Hillary, Steve Olson, Kipp Kissingner
 Technical Fouls: Emporia State-None, Kansas State-None.
 Attendance: 8,083

Score by Periods	1st	2nd	Total
Emporia State	34	26	60
Kansas State	40	42	82

Points in the Paint: Kansas State 52, Emporia State 28
 Points Off Turnovers: Kansas State 30, Emporia State 6
 Second Chance Points: Kansas State 18, Emporia State 15
 Fast Break Points: Kansas State 17, Emporia State 10
 Bench Points: Kansas State 37, Emporia State 28

November 22, 2008 • Wolstein Center • Cleveland, Ohio		
	Kansas State	69
	Cleveland State	59

CLEVELAND, Ohio -- Junior guard Denis Clemente scored 16 points as Kansas State took an early lead and held off a late Cleveland State rally to win 69-59 at the Wolstein Center.

It marked the Wildcats' first win at a Horizon League school in six tries and was their first non-conference road victory since North Dakota State on Dec. 9, 2006.

K-State (4-0) closed the first half with a 15-3 rally to go up 35-23 at halftime. The Wildcats shot 50 percent in the first frame, while holding the Vikings to just 21.4 percent shooting.

Cleveland State (1-2) got to within three on Eric Schiele's layup with 11:34 left. But Jamar Samuels made a pair of free throws and Darren Kent hit a 3-pointer for Kansas State and the Vikings couldn't get as close again.

K-State shot 44.7 percent from the field, including 46.2 percent from beyond the arc. The squad, which had struggled from the free throw line in its first three games, connected on a season-high 75 percent, including 81.8 percent in the second half.

Samuels and Jacob Pullen each scored 15 points, and Kent added 14 points and 10 rebounds for the Wildcats. It marked Kent's second double-double in the last three games.

Norris Cole scored 17 points, J'Nathan Bullock had 11 and D'Aundray Brown 10 for Cleveland State, which shot 53.6 percent in the second half to close the gap.

Kansas State (4-0)												
No.	Name	FG	3FG	FT	RB	PF	TP	A	BLK	S	MIN	
00	Jacob Pullen	g	5-10	3-7	2-3	2	3	15	2	0	1	18
21	Denis Clemente	g	5-10	2-3	4-5	3	16	1	0	2	24	
15	Luis Colon	f	0-0	0-0	1-2	1	1	1	0	1	10	
23	Dominique Sutton	f	1-3	0-0	2-2	5	2	4	1	0	2	31
42	Darren Kent	f	4-7	1-2	5-6	10	2	14	2	0	1	25
01	Fred Brown		1-4	0-1	0-0	0	0	2	1	0	0	21
13	Justin Werner		0-0	0-0	0-0	0	0	0	0	0	0	0
31	Chris Merriewether		0-3	0-0	0-0	1	1	0	0	0	1	17
32	Jamar Samuels		5-8	0-0	5-6	5	2	15	2	1	1	28
40	Ron Anderson		0-2	0-0	2-4	7	1	2	2	2	0	26
TEAM		5										
TOTALS		21-47	6-13	21-28	36	15	69	11	4	9	200	

	1st Half	2nd Half	Game
Field Goals	50.0	40.7	44.7
3-Point FG	50.0	42.9	45.2
Free Throws	70.6	81.8	75.0


Cleveland State (1-2)												
No.	Name	FG	3FG	FT	RB	PF	TP	A	BLK	S	MIN	
11	Cedric Jackson	g	1-12	0-5	3-4	1	4	5	8	0	2	32
30	Norris Cole	g	7-16	2-5	1-3	2	1	17	0	0	3	35
32	D'Aundray Brown	f	3-9	0-1	4-4	8	2	10	1	1	1	34
35	J'Nathan Bullock	f	3-8	0-0	5-5	6	4	11	1	1	4	25
42	Chris Moore	c	3-4	0-0	1-2	6	3	7	1	1	0	32
02	Eric Schiele		2-3	1-2	0-0	0	1	5	0	0	1	11
05	Jeremy Montgomery		0-0	0-0	0-0	0	1	0	1	0	1	3
21	George Tandy		1-2	0-0	0-0	3	2	0	0	0	0	18
22	Josh McCoy		0-1	0-1	0-0	0	0	0	0	0	0	2
23	Daitwan Eppinger		0-0	0-0	0-0	1	0	0	0	0	0	1
45	Renard Fields		1-1	0-0	0-0	1	2	2	0	0	0	4
51	Joe Latas		0-0	0-0	0-0	0	1	0	0	0	0	3
TEAM		2										
TOTALS		21-56	3-14	14-18	30	22	59	12	3	12	200	

	1st Half	2nd Half	Game
Field Goals	21.4	53.6	37.5
3-Point FG	12.5	33.3	21.4
Free Throws	76.9	80.0	77.8

Officials: Duke Edsell, Kelly Groom, Brad Ferr
 Technical Fouls: Kansas State-None, Cleveland State-None.
 Attendance: 2,827

Score by Periods	1st	2nd	Total
Kansas State	35	34	69
Cleveland State	23	36	59

Points in the Paint: Kansas State 28, Cleveland State 22
 Points Off Turnovers: Cleveland State 24, Kansas State 17
 Second Chance Points: Kansas State 13, Cleveland State 13
 Fast Break Points: Kansas State 6, Cleveland State 6
 Bench Points: Kansas State 19, Cleveland State 9

November 25, 2008 • Bramlage Coliseum • Manhattan, Kan.		
	Oakland	64
	Kansas State	83

MANHATTAN, Kan. -- Sophomore guard Jacob Pullen recorded a career-high 26 points as Kansas State beat Oakland, 83-64, at Bramlage Coliseum to go 5-0 for the first time since 2004.

Junior guard Denis Clemente added a season-high 19 points and junior forward Luis Colon finished with a career-best 12 for the Wildcats, who scored 27 points off Oakland turnovers.

Junior guard Johnathon Jones led the Grizzlies (1-4) with 16 points. Erik Kangas and Drew Maynard scored 11 apiece.

K-State led 39-25 at halftime and staged a 16-7 run midway through the second period to take a 64-41. Clemente stole the ball and passed to Pullen, who capped the run with one of his six 3-pointers.

The Wildcats shot 45 percent from 3-point range after averaging 30 percent through their first four games. The 13 three-point field goals were the most since the team had 15 against Nebraska in 2000. Oakland made 4-of-15, or 27 percent, from beyond the arc.

Kansas State scored more than 80 points for the fourth time this season. The team has scored 80 or more points in four of its first five games for the first time since the 1997-98 season and for just the ninth time in school history.

K-State connected on 45.9 percent from the field, including 53.6 percent in the second half. The team was remarkably efficient with 24 assists to 28 field goals made.

Oakland out-rebounded K-State, 38-36, becoming the first foe to do so this season.

Oakland (1-4)												
No.	Name	FG	3FG	FT	RB	PF	TP	A	BLK	S	MIN	
04	Will Hudson	f	2-4	0-0	2-4	3	2	6	0	1	0	27
22	Blake Cushingberry	g	0-4	0-4	0-0	4	1	0	0	0	1	16
23	Johnathon Jones	g	7-18	0-2	2-2	3	0	16	5	0	0	37
30	Erik Kangas	g	3-10	2-6	3-3	7	4	11	2	0	0	32
34	Keith Benson	c	1-6	0-0	5-5	6	5	7	0	0	1	24
12	Matt Samuels		4-6	0-0	1-1	0	1	9	3	0	2	15
20	Ilija Milutinovic		0-0	0-0	2-2	2	1	2	0	0	0	7
31	Drew Maynard		3-6	2-3	3-4	7	3	11	1	0	0	29
45	Dan Waterstradt		1-5	0-0	0-0	3	3	2	0	0	0	13
TEAM		3										
TOTALS		21-59	4-15	18-21	38	20	64	11	1	4	200	

	1st Half	2nd Half	Game
Field Goals	35.7	35.5	35.6
3-Point FG	25.0	28.6	26.7
Free Throws	50.0	100.0	85.7

Kansas State (5-0)												
No.	Name	FG	3FG	FT	RB	PF	TP	A	BLK	S	MIN	
00	Jacob Pullen	g	8-17	6-11	4-4	2	1	26	5	0	3	32
21	Denis Clemente	g	6-12	5-10	2-3	3	2	19	8	0	1	32
15	Luis Colon	f	5-7	0-0	2-2	7	2	12	1	1	0	26
23	Dominique Sutton	f	3-8	0-1	3-3	9	0	9	1	0	3	30
42	Darren Kent	f	1-4	0-1	2-2	2	4	4	1	1	0	13
01	Fred Brown		3-8	2-5	0-0	1	0					

SEASON RECAPS

November 28, 2008 • Las Vegas Invitational • Orleans Arena • Las Vegas, Nev.		
	Kansas State	72
	Kentucky	74

LAS VEGAS, Nev. -- Sophomore Jacob Pullen paced four Wildcats in double figures with a team-high 20 points, as Kansas State dropped a 74-72 decision to Kentucky in a semifinal game at the Findlay Toyota Las Vegas Invitational at the Orleans Arena.

Junior guard Jodie Meeks led the attack for Kentucky with a game-high 37 points to along with six rebounds and four steals for the Wildcats (3-2). Sophomore forward Patrick Patterson notched a double-double with 14 points and 10 rebounds, while junior guard Ramon Harris chipped in 12 points, 9 rebounds and two steals.

Meeks outscored Kansas State (5-1) by himself in the first half, 24-23. For the game, he went 11-of-17 from the field, 11-of-13 from the free-throw line for Kentucky (3-2), which next plays West Virginia in the championship game Saturday night.

K-State had a chance to tie with a 3-pointer with 13 seconds left, but Dominique Sutton lost his dribble and turned the ball over with six seconds left. Meeks was fouled with three seconds and converted two free throws.

Kentucky, which turned the ball over 31 times, built a 54-37 lead with 12:28 to go in the game, but Kansas State went on a 22-7 run.

Jacob Pullen led Kansas State with 20 points and five steals. Sutton added a career-high 15 points and Darren Kent had 12 for Kansas State, which plays Iowa in the third-place game on Saturday at 6:30 p.m. CT. After scoring a career-high 26 points in a win over Oakland on Tuesday night, Pullen has now tallied 20 or more points in consecutive games for the first time in his career.

After Kansas State jumped to a 16-7 advantage, Kentucky went on a 14-0 run and led at halftime 37-23.

Kentucky is now 8-0 all-time in the series.

Kansas State (5-1)												
No.	Name	FG	3FG	FT	RB	PF	TP	A	BLK	S	MIN	
00	Jacob Pullen	g	7-18	5-13	1-2	1	3	20	1	0	5	38
21	Denis Clemente	g	5-19	1-3	0-0	3	0	11	2	0	1	38
15	Luis Colon	f	3-3	0-0	2-2	4	4	8	0	0	0	12
23	Dominique Sutton	f	5-9	1-2	4-4	6	2	15	0	0	1	24
42	Darren Kent	f	2-6	0-1	8-10	6	5	12	1	0	1	29
01	Fred Brown	f	1-5	0-2	2-2	0	2	4	0	0	1	17
31	Chris Merriewether	f	0-0	0-0	0-0	0	3	0	0	0	0	4
32	Jamar Samuels	f	1-4	0-0	0-1	3	5	2	0	1	1	23
40	Ron Anderson	f	0-2	0-0	0-0	2	3	0	0	0	0	15
TEAM								1				
TOTALS			24-66	7-21	17-21	26	27	72	4	1	10	200

	1st Half	2nd Half	Game
Field Goals	23.3	47.2	36.4
3-Point FG	30.0	36.4	33.3
Free Throws	75.0	84.6	81.0

Kentucky (3-2)												
No.	Name	FG	3FG	FT	RB	PF	TP	A	BLK	S	MIN	
13	Michael Porter	g	1-2	1-2	2-2	3	2	5	5	0	0	36
22	Ramon Harris	g	3-3	0-0	6-9	4	3	12	1	0	2	39
23	Jodie Meeks	g	11-17	4-6	11-13	6	2	37	2	0	4	39
21	Perry Stevenson	f	0-2	0-0	1-2	3	4	1	1	2	1	28
54	Patrick Patterson	f	6-7	0-0	2-5	10	3	14	1	1	0	27
01	Darius Miller	f	1-1	0-0	3-4	2	5	5	1	0	1	14
03	Kevin Galloway	f	0-0	0-0	0-0	0	0	0	0	0	0	1
34	DeAndre Liggins	f	0-0	0-0	0-0	0	0	0	0	0	0	2
55	Josh Harrellson	f	0-0	0-0	0-0	4	1	0	1	0	1	14
TEAM												
TOTALS			22-32	5-8	25-35	32	20	74	12	3	9	200

	1st Half	2nd Half	Game
Field Goals	76.5	60.0	68.8
3-Point FG	71.4	0.0	62.5
Free Throws	75.0	70.4	71.4

Officials: Roger Ayers, Raymie Styns, William Humes
 Technical Fouls: Kansas State-None. Kentucky-None.
 Attendance: 5,000

Score by Periods	1st	2nd	Total
Kansas State	23	49	72
Kentucky	37	37	74

Points in the Paint: Kentucky 28, Kansas State 24
 Points Off Turnovers: Kansas State 26, Kentucky 14
 Second Chance Points: Kansas State 18, Kentucky 3
 Fast Break Points: Kentucky 8, Kansas State 6
 Bench Points: Kansas State 6, Kentucky 5

November 29, 2008 • Las Vegas Invitational • Orleans Arena • Las Vegas, Nev.		
	Kansas State	63
	Iowa	65

LAS VEGAS, Nev. -- Cyrus Tate's layup at the buzzer lifted Iowa over Kansas State 65-63 in the third-place game of the Findlay Toyota Las Vegas Invitational at the Orleans Arena.

Tate, who had 10 points and seven rebounds, hit an uncontested layup on the left side beating the final horn. Also for Iowa (6-1), Jeff Peterson led with 18 points and six assists. He also went 11-of-12 from the free-throw line.

Prior to Tate's layup, Kansas State's Jamar Samuels, who scored 13 points, converted a layup with seven seconds to tie it after the Wildcats trailed by as many as 13 points in the second half.

Jacob Pullen led Kansas State (5-2) with a game-high 22 points. Pullen has now scored 20 or more points in three consecutive games for the first time in his career. Samuels, who had 13 in the game, has scored in double figures in five of his first seven games.

Iowa never trailed in the first half, once building a 13-point edge, before leading 36-25 at halftime.

After the Wildcats made their second-half run of 24-10, there were eight lead changes and five ties.

Kansas State set season-lows in five categories, including points (63), field goals attempted (45), 3-point field goals made (three) and attempted (seven) and steals (two).

Kansas State (5-2)												
No.	Name	FG	3FG	FT	RB	PF	TP	A	BLK	S	MIN	
00	Jacob Pullen	g	7-14	2-5	6-9	3	2	22	2	0	2	38
21	Denis Clemente	g	1-1	0-0	0-0	0	5	2	0	0	0	12
15	Luis Colon	f	3-5	0-0	0-0	9	2	6	2	0	0	21
23	Dominique Sutton	f	2-3	0-0	0-1	3	4	4	0	0	0	30
42	Darren Kent	f	2-6	0-1	0-0	3	4	4	0	0	0	15
01	Fred Brown	f	1-3	0-0	0-0	2	4	2	0	0	0	8
25	Buchi Awaji	f	1-2	1-1	1-2	1	2	4	0	0	0	14
31	Chris Merriewether	f	0-0	0-0	2-2	3	2	2	0	0	0	20
32	Jamar Samuels	f	4-8	0-0	5-8	5	4	13	1	1	0	17
40	Ron Anderson	f	1-1	0-0	1-6	4	1	3	0	0	0	17
54	Abdul Herrera	f	0-2	0-0	1-2	2	0	1	0	2	0	8
TEAM								1				
TOTALS			22-45	3-7	16-30	29	63	5	3	2	200	

	1st Half	2nd Half	Game
Field Goals	47.1	50.0	48.9
3-Point FG	50.0	33.3	42.9
Free Throws	41.2	69.2	53.3


Iowa (6-1)												
No.	Name	FG	3FG	FT	RB	PF	TP	A	BLK	S	MIN	
01	Anthony Tucker	g	1-11	1-7	0-1	7	3	3	0	0	0	28
05	Matt Gatens	g	2-4	1-1	0-0	1	5	5	1	0	0	18
30	Jeff Peterson	g	3-7	1-2	11-12	2	1	18	6	0	1	38
24	Aaron Fuller	f	2-5	0-1	3-5	7	3	7	0	0	2	29
44	Cyrus Tate	f	2-5	0-0	6-10	7	3	10	0	0	0	28
15	Devan Bawinkel	f	1-3	1-3	0-0	0	0	3	0	0	1	13
20	Andrew Brommer	f	1-2	0-0	0-1	3	5	2	0	0	0	13
23	Jermain Davis	f	2-4	2-3	2-4	2	0	8	1	0	0	16
32	Jake Kelly	f	2-3	1-2	4-4	0	3	9	1	0	2	14
50	Jarryd Cole	f	0-0	0-0	0-0	1	0	0	0	0	0	3
TEAM								1				
TOTALS			16-44	7-19	26-37	30	24	65	9	0	6	200

	1st Half	2nd Half	Game
Field Goals	41.7	30.0	36.4
3-Point FG	54.5	12.5	36.8
Free Throws	66.7	72.7	70.3

Officials: Roger Ayers, Bernard Clinton, Mike Eades
 Technical Fouls: Kansas State-None. Iowa-None.
 Attendance: 2,000

Score by Periods	1st	2nd	Total
Kansas State	25	38	63
Iowa	36	29	65

Points in the Paint: Kansas State 34, Iowa 16
 Points Off Turnovers: Iowa 16, Kansas State 10
 Second Chance Points: Kansas State 19, Iowa 12
 Fast Break Points: Iowa 4, Kansas State 2
 Bench Points: Kansas State 25, Iowa 22

December 7, 2008 • McArthur Court • Eugene, Ore.		
	Kansas State	70
	Oregon	75

EUGENE, Ore. -- Denis Clemente led Kansas State with 19 points, but Oregon held off the Wildcats, 75-70, at McArthur Court in a Big 12/Pac-10 Hardwood Series match-up.

Clemente was one of four Wildcats in double figures as Jamar Samuels had 14 points, Ron Anderson pitched in 12 and Fred Brown 10. It marked the seventh time in eight games that at least four players have scored in double figures.

K-State shot 42 percent for the game but turned the ball over 20 times on the night. The team posted season-lows for 3-pointers (four) and 3-point field goals (21.2).

K-State (5-3) took a 38-35 lead at halftime as Clemente hit a running three pointer just as time expired in the first 20 minutes.

The Wildcats took a 40-37 lead early in the second half but the Ducks then went on a 10-0 run to retake the lead, capped by a three-pointer from Tajuan Porter. Down 54-46, Kansas State battled back several times in the second half and a Samuels free throw with 2:48 remaining closed the gap to one at 69-68.

With the Ducks ahead, 71-68, Clemente drew an offensive foul with :29 remaining to negate a made field goal and Oregon sealed the win with four free throws down the stretch.

Porter scored a season-high 28-points to lead the Ducks, while Garrett Sim added 16 points and LeKendric Longmire had 13 for the 4-4 Ducks.

Kansas State (5-3)												
No.	Name	FG	3FG	FT	RB	PF	TP	A	BLK	S	MIN	
00	Jacob Pullen	g	2-13	0-7	0-0	8	3	4	3	0	1	28
21	Denis Clemente	g	8-20	2-8	1-2	4	4	19	0	0	0	34
15	Luis Colon	f	0-2	0-0	0-0	4	1	0	2	1	0	17
23	Dominique Sutton	f	2-4	0-0	0-1	3	2	4	0	0	0	11
42	Darren Kent	f	1-4	0-0	2-2	2	2	4	0	0	0	15
01	Fred Brown	f	4-7	2-4	0-0	1	3	10	0	0	1	16
25	Buchi Awaji	f	0-1	0-0	1-2	4	2	1	0	0	0	11
31	Chris Merriewether	f	1-1	0-0	0-0	1	5	2	1	0	1	22
32	Jamar Samuels	f	3-6	0-0	8-8	2	1	14	0	2	0	26
40	Ron Anderson	f	6-7	0-0	0-3	5	2	12	1	0	2	20
TEAM								5				
TOTALS			27-65	4-19	12-18	39	25	70	7	3	5	200

	1st Half	2nd Half	Game
Field Goals	40.6	42.4	41.5
3-Point FG	30.8	0.0	21.1
Free Throws	66.7	66.7	66.7

Oregon (4-4)												
No.	Name	FG	3FG	FT	RB	PF	TP	A	BLK	S	MIN	
03	Garrett Sim	g	6-9	2-3	2-2	6	2	16	3	0	0	31
12	Tajuan Porter	g	8-13	6-9	6-8	1	1	28	0	0	3	33
13	Churchill Odia	f	1-3	0-2	4-5	2	4	6	6	0	2	31
24	LeKendric Longmire	f	5-8	1-1	2-2	4	4	13	1	0	1	24
42	Josh Crittite	c	1-2	0-0	0-1	3	3	2	1			

SEASON RECAPS

December 11, 2008 • Sprint Center • Kansas City, Mo.		
	Southern Miss	55
	Kansas State	74

KANSAS CITY, Mo. -- Luis Colon made all nine of his shots and set career highs with 18 points and 11 rebounds as Kansas State beat Southern Mississippi, 74-55, at the Sprint Center.

Kansas State (6-3) had struggled in its three previous games, losing to Kentucky, Iowa and Oregon by a combined nine points.

But the Wildcats took care of Southern Miss (4-4) early, opening with an 11-2 run and overcoming a sloppy stretch midway through first half to start the rout.

Jacob Pullen added 17 points for Kansas State, while Darren Kent, who went 9-of-9 from the free throw line, had 11 points.

Southern Miss had four missed shots and two turnovers in the first 4 1/2 minutes, then missed its final six shots as Kansas State closed the first half with a 15-1 run. The Golden Eagles were 8-for-27 in the first half to trail 41-26 and shot 31 percent overall.

Courtney Beasley led Southern Miss with 16 points and leading scorer Jeremy Wise had 11 on 1-of-8 shooting.

Kansas State held Southern Miss to a season-low 55 points on 31.3 percent shooting, including 27.3 percent from 3-point range. It also marked a season-low for an opponent in points, field goals made (15), 3-point field goals made (3) and field goal percentage.

Southern Miss (4-4)

No.	Name	FG	3FG	FT	RB	PF	TP	A	BLK	S	MIN
01	Courtney Beasley	g	6-11	1-2	3-4	7	4	16	1	0	30
03	Jeremy Wise	g	1-8	0-3	9-9	4	1	11	5	0	39
15	R.L. Horton	g	2-11	1-2	6-6	6	2	11	3	1	29
23	Craig Craft	g	2-6	1-4	2-2	8	1	7	0	0	34
32	Andre Stephens	f	3-8	0-0	2-7	1	4	8	0	1	27
00	Rodney McCauley	g	3-3	0-0	0-0	0	4	0	1	0	18
20	Gustavo Lino	g	1-1	0-0	0-0	0	2	0	1	0	4
33	Cory Smith	g	0-0	0-0	0-0	1	3	0	0	0	9
TEAM											
TOTALS											

	1st Half	2nd Half	Game
Field Goals	29.6	33.3	31.3
3-Point FG	40.0	16.7	27.3
Free Throws	88.9	73.7	78.6

Kansas State (6-3)


No.	Name	FG	3FG	FT	RB	PF	TP	A	BLK	S	MIN
00	Jacob Pullen	g	6-12	2-7	3-4	6	3	17	2	0	25
21	Denis Clemente	g	3-10	0-2	0-0	2	2	6	6	0	28
15	Luis Colon	f	9-9	0-0	0-2	11	4	18	0	2	27
23	Dominique Sutton	f	2-7	0-2	0-0	6	2	4	6	0	34
42	Darren Kent	f	1-7	0-1	9-9	7	2	11	2	3	26
01	Fred Brown	g	2-7	2-5	0-0	0	5	6	0	0	16
13	Justin Werner	g	0-0	0-0	0-0	0	0	0	0	0	1
25	Buchi Awaji	g	2-2	1-1	0-0	0	1	5	0	0	5
31	Chris Merriewether	g	0-0	0-0	0-0	0	0	1	0	0	10
32	Jamar Samuels	g	0-1	0-0	0-0	2	2	0	0	1	4
40	Ron Anderson	g	2-3	0-0	3-5	3	7	2	0	1	24
TEAM											
TOTALS											

	1st Half	2nd Half	Game
Field Goals	50.0	42.3	46.6
3-Point FG	36.4	14.3	27.8
Free Throws	62.5	83.3	75.0

Officials: Steve Welmer, Tom O'Neill, David Hall
 Technical Fouls: Southern Miss-None, Kansas State-None.
 Attendance: 6,054

Score by Periods	1st	2nd	Total
Southern Miss	26	29	55
Kansas State	41	33	74

Points in the Paint: Kansas State 34, Southern Miss 20
 Points Off Turnovers: Southern Miss 16, Kansas State 15
 Second Chance Points: Kansas State 15, Southern Miss 1
 Fast Break Points: Kansas State 6, Southern Miss 5
 Bench Points: Kansas State 18, Southern Miss 2

December 14, 2008 • Bramlage Coliseum • Manhattan, Kan.		
	Gardner-Webb	48
	Kansas State	107

MANHATTAN, Kan. -- Jamar Samuels and Denis Clemente each scored 20 points - career highs for both - and Kansas State blew out Gardner-Webb 107-48.

The 107 points was the most scored by the Wildcats since they beat Missouri 111-56 in 1998. The 59-point margin of victory ranks as the third-highest in school history and most since defeating Savannah State by 60 points in 2008.

Fred Brown and Jacob Pullen had 18 and 14 points respectively for the Wildcats (7-3). In all, 12 of the team's 13 players had at least one field goal.

Jonathan Moore led the Bulldogs (2-7) with 12 points.

Kansas State pulled away early, going on a 17-0 run midway through the first half to take a 32-10 lead. Gardner-Webb's Joshua Henley made a free throw to end a scoring drought that lasted about six minutes.

Kansas State went on a 20-2 run midway through the second half, ending with a 3-pointer from Brown, to take a 88-39 lead. Brown made three 3-pointers during that stretch.

The Wildcats led 59-28 at halftime, using their pressure defense to score 21 points off 13 Bulldog turnovers. The 59 points was the most in a first half in nearly 17 years since the Wildcats scored 62 against Delaware State on Dec. 7, 1991.

Gardner-Webb (2-7)

No.	Name	FG	3FG	FT	RB	PF	TP	A	BLK	S	MIN
04	Grayson Flittner	g	4-10	1-6	0-0	1	2	9	2	0	20
23	Aaron Linn	g	0-4	0-1	0-0	5	4	0	1	0	17
35	Jonathan Moore	g	4-7	0-1	4-4	2	0	12	2	0	21
25	Nate Blank	f	1-3	1-1	1-1	1	2	4	1	0	15
42	Aurny MacMillian	c	2-2	0-0	1-2	1	4	5	2	0	14
02	Joshua Henley	g	0-1	0-0	1-4	5	4	1	0	0	27
03	Josh Maggard	g	1-6	0-2	0-0	2	1	2	0	0	13
11	Brandon Jackson	g	0-1	0-0	1-2	0	2	1	2	0	18
12	Anton Silver	g	2-8	2-6	0-0	1	1	6	1	0	19
13	Matt Maden	g	0-0	0-0	0-0	0	1	0	0	1	7
24	Takayo Siddle	g	0-1	0-0	0-0	0	0	0	0	0	5
30	Lu Donovan	g	0-0	0-0	1-1	2	2	0	0	0	4
32	Roy Hinson	g	0-4	0-1	1-2	5	1	1	0	0	13
33	Dillon Boggs	g	2-5	2-3	1-2	2	2	7	0	0	17
TEAM											
TOTALS											

	1st Half	2nd Half	Game
Field Goals	40.7	20.0	30.8
3-Point FG	33.3	22.2	28.6
Free Throws	40.0	61.5	55.6

Kansas State (7-3)


No.	Name	FG	3FG	FT	RB	PF	TP	A	BLK	S	MIN
00	Jacob Pullen	g	5-9	2-3	2-4	3	0	14	11	0	28
21	Denis Clemente	g	7-9	4-6	2-2	0	0	20	2	0	24
15	Luis Colon	f	1-4	0-0	2-3	5	2	4	2	0	21
23	Dominique Sutton	f	2-4	0-1	2-2	0	0	6	2	0	10
42	Darren Kent	f	1-3	0-0	2-2	3	2	4	3	1	16
01	Fred Brown	g	6-9	6-9	0-0	1	4	18	0	0	20
13	Justin Werner	g	0-3	0-3	0-2	0	1	0	1	0	12
25	Buchi Awaji	g	1-4	0-2	2-2	2	0	4	4	0	15
31	Chris Merriewether	g	2-3	0-0	0-0	1	4	4	1	0	10
32	Jamar Samuels	g	6-6	0-0	8-11	7	1	20	2	1	27
33	Victor Ojeleye	g	1-2	0-0	0-2	4	0	2	0	0	5
40	Ron Anderson	g	3-4	0-0	1-2	3	2	7	1	1	17
54	Abdul Herrera	g	2-2	0-0	0-0	2	0	4	1	1	5
TEAM											
TOTALS											

	1st Half	2nd Half	Game
Field Goals	60.0	59.3	59.7
3-Point FG	50.0	50.0	50.0
Free Throws	78.6	55.6	65.6

Officials: Steve Welmer, Eddie Jackson, John Moore
 Technical Fouls: Gardner-Webb-None, Kansas State-None.
 Attendance: 8,112

Score by Periods	1st	2nd	Total
Gardner-Webb	28	20	48
Kansas State	59	48	107

Points in the Paint: Kansas State 48, Gardner-Webb 16
 Points Off Turnovers: Kansas State 41, Gardner-Webb 6
 Second Chance Points: Kansas State 16, Gardner-Webb 7
 Fast Break Points: Kansas State 21, Gardner-Webb 8
 Bench Points: Kansas State 59, Gardner-Webb 18

December 20, 2008 • Bramlage Coliseum • Manhattan, Kan.		
	Centenary	51
	Kansas State	73

MANHATTAN, Kan. -- Senior Darren Kent had a career afternoon, as he scored a career-high 24 points and grabbed 10 rebounds as Kansas State defeated road-weary Centenary 73-51 on Saturday.

Kent, who grabbed his third double-double of the season, also finished with career-highs in both field goals made (nine) and field goals attempted (14). For the diverse Wildcats, Kent was the team's seventh different leading scorer so far this season.

Kent keyed an important 13-1 run to end the first half, scoring 11 points in the last 4:23 to break a 20-all tie and give the Wildcats a 33-21 lead at the break.

Fred Brown added 14 points for the Wildcats (8-3). Nick Stallings had a game-high 27 points to lead the Gents (2-10).

Kansas State scored 24 points off 20 Centenary turnovers. Late free throws by the Wildcats buried Centenary, which dropped to 0-9 in true road games.

The Gents haven't played at home yet this season and won't see their own floor until they host Oakland on Jan. 8.

Centenary (2-10)

No.	Name	FG	3FG	FT	RB	PF	TP	A	BLK	S	MIN
01	Nick Stallings	g	9-13	5-7	4-6	7	2	27	2	1	40
03	Anthony Gatlin	g	2-6	1-3	2-2	3	0	7	0	0	20
11	Chase Adams	g	1-8	1-8	1-5	3	4	4	3	0	28
15	Gary Redus	g	2-8	0-1	0-0	3	2	4	6	2	37
30	Jerrald Bonham	f	1-2	0-0	2-2	1	5	4	0	1	3
05	Travis Hill	g	0-1	0-1	0-0	0	2	0	1	0	20
20	David Perez	g	0-2	0-2	0-0	0	1	0	0	0	15
32	Brandon Harris	g	1-3	0-0	2-3	4	4	4	0	2	21
44	Maxx Nakwaasah	g	0-1	0-1	1-2	1	1	1	0	0	3
TEAM											
TOTALS											

	1st Half	2nd Half	Game
Field Goals	31.8	40.9	36.4
3-Point FG	30.0	30.8	30.4
Free Throws	80.0	53.3	60.0

Kansas State (8-3)

No.	Name	FG	3FG	FT	RB	PF	TP	A	BLK	S	MIN
00	Jacob Pullen	g	2-6	1-3	2-4	1	3	7	2	0	25
21	Denis Clemente	g	4-10	1-3	0-1	8	3	9	1	0	17
15	Luis Colon	f	1-2	0-0	0-0	3	2	2	2	0	17
32	Jamar Samuels	f	2-7	0-0	4-6	8	3	8	6	3	0
42	Darren Kent	f	9-14	1-1	5-6	10	2	24	0	1	25
01	Fred Brown	g	5-13	2-8	2-4	1	2	14	2	0	1
13	Justin Werner	g	0-1	0-1	0-0	2	1	0	1	0	0
23	Dominique Sutton	g	1-2	0-1	0-0	1	0	2	0	0	4
25	Buchi Awaji	g	1-1	0-0	0-0	0	0	2	2	0	1
31	Chris Merriewether	g	0-0	0-0	0-0	2	1	0	0	0	6
33	Victor Ojeleye	g	0-0	0-0	0-0	0	0	0	0	0	2
40	Ron Anderson	g	1-3	0-0	3-6	7	1	5	2	0	22
TEAM											
TOTALS											

	1st Half	2nd Half	Game
Field Goals	36.7	51.7	44.1

SEASON RECAPS

December 30, 2008 • Bramlage Coliseum • Manhattan, Kan.

	Wagner	53
	Kansas State	82

MANHATTAN, Kan. -- Sophomore forward Dominique Sutton scored a career-high 21 points and grabbed 10 rebounds for his first double-double as Kansas State defeated Wagner 82-53.

Sutton became the sixth different Wildcat to score 20 or more points this season, which leads the Big 12.

Sophomore guard Jacob Pullen had 24 points, his fourth 20-point game in the last eight games, and Denis Clemente added 15 for the Wildcats (9-3), while Joey Mundweiler led Wagner (7-4) with 17.

Kansas State went 5-for-5 from 3-point range in a 24-2 run to open the game. The Seahawks missed their first 10 shots and did not get bucket until Jamal Smith's layup with 10:21 remaining in the first period.

Mundweiler had seven points in a 14-1 run that closed the deficit to 18 midway through the second half, but Ron Anderson's two free throws ignited a 9-0 run for the Wildcats.

Wagner (7-4)

No.	Name	FG	3FG	FT	RB	PF	TP	A	BLK	S	MIN									
05	Joey Mundweiler	g	6-19	3-13	2-3	1	0	17	1	0	33									
13	Doug Elwell	g	0-0	0-0	0	1	0	0	0	0	9									
20	Jamal Smith	f	3-9	0-1	3-4	2	4	9	1	0	32									
33	Justin Drummond	f	3-9	1-3	3-6	2	2	10	3	1	39									
34	Llewchean Radford	f	0-3	0-1	2-3	8	5	2	1	1	27									
03	Tyler Murray	f	4-5	2-3	3-3	1	1	13	1	0	14									
10	T.J. Czeski	0-0	0-0	0-0	0	0	0	0	0	0	2									
11	Chris Martin	0-1	0-0	0-0	0	0	0	0	0	0	7									
12	Layfrell Harris	0-0	0-0	0-0	0	5	0	0	1	0	5									
22	Clifton Spiller	1-2	0-0	0-0	4	1	2	0	0	0	12									
55	Michael Orock	0-1	0-0	0-0	0	1	0	1	0	1	20									
TEAM											8									
TOTALS											17-49	6-21	13-19	26	20	53	8	3	5	200

	1st Half	2nd Half	Game
Field Goals	30.4	38.5	34.7
3-Point FG	16.7	33.3	28.6
Free Throws	75.0	63.6	68.4

Kansas State (9-3)

No.	Name	FG	3FG	FT	RB	PF	TP	A	BLK	S	MIN									
00	Jacob Pullen	g	9-15	4-5	2-4	4	3	24	3	0	34									
21	Denis Clemente	g	6-12	2-5	1-2	2	3	15	4	0	27									
15	Luis Colon	f	3-3	0-0	3-6	7	3	9	1	0	25									
23	Dominique Sutton	f	7-11	1-1	6-8	10	1	21	2	0	29									
42	Darren Kent	f	0-3	0-0	0-0	5	4	0	0	2	21									
01	Fred Brown	1-3	1-3	0-0	0	1	3	0	0	1	12									
13	Justin Werner	1-1	0-0	0-0	0	0	2	0	0	0	2									
25	Buchi Awaji	0-1	0-1	0-0	0	0	0	0	0	0	3									
31	Chris Merriewether	0-0	0-0	1-2	0	1	2	2	0	0	9									
32	Jamar Samuels	0-1	0-0	0-2	4	3	0	1	1	0	19									
33	Victor Ojelaye	0-1	0-0	0-0	1	0	0	0	0	0	4									
40	Ron Anderson	2-3	0-0	3-6	7	2	7	1	0	0	15									
TEAM											4									
TOTALS											29-54	8-15	16-30	44	20	82	14	3	6	200

	1st Half	2nd Half	Game
Field Goals	62.5	46.7	53.7
3-Point FG	75.0	28.6	53.3
Free Throws	57.1	50.0	53.3

Officials: Dan Chrisman, Brad Ferrie, John Moore
 Technical Fouls: Wagner-None, Kansas State-None.
 Attendance: 7,304

Score by Periods	1st	2nd	Total
Wagner	21	32	53
Kansas State	44	38	82

Points in the Paint: Kansas State 32, Wagner 12
 Points Off Turnovers: Kansas State 23, Wagner 12
 Second Chance Points: Kansas State 21, Wagner 8
 Fast Break Points: Kansas State 12, Wagner 6
 Bench Points: Kansas State 15, Wagner 13

January 3, 2009 • Bramlage Coliseum • Manhattan, Kan.

	Idaho State	57
	Kansas State	83

MANHATTAN, Kan. -- Redshirt freshman Jamar Samuels scored 15 points to lead Kansas State to a 83-57 win over Idaho State.

Samuels was one of five Wildcats in double figures and one of eight to score at least eight points, as the team ran its homecourt winning streak to 10 games.

Jacob Pullen added 12 for the Wildcats (10-3), while fellow sophomore Dominique Sutton added 10 points and a school-record tying eight steals. Sutton tied two other Wildcats for the most steals in a single game in K-State history.

Matt Stucki and Phyllip Taylor led the Bengals (4-11) with 13 and 10 points, respectively.

The Bengals struck first on a layup by Stucki, but back-to-back 3-pointers by Pullen gave the Wildcats the lead for good.

After falling behind 25-13, Idaho State narrowed the gap to eight, but scored just five points in the final 9:30.

Kansas State ended the half on an 8-1 run to take a 40-22 lead into intermission.

Stucki opened the second half with a pair of free throws, but Kansas State responded with a 9-1 run to push its lead to 49-25.

The Bengals got within 18 on a 9-3 run midway through the half, but two free throws by Pullen extinguished the comeback attempt.

Idaho State (4-11)

No.	Name	FG	3FG	FT	RB	PF	TP	A	BLK	S	MIN									
01	Amorror Morgan	g	2-6	0-0	4-4	4	5	8	3	0	1	23								
02	Kal Bay	g	2-6	2-6	0-1	2	2	6	0	1	0	20								
31	Matt Stucki	g	3-9	0-1	7-8	1	1	13	3	1	0	31								
25	Chron Tatum	f	2-3	0-0	0-0	5	3	4	0	0	0	18								
33	Devidas Busma	c	1-1	0-0	1-2	3	5	3	0	0	0	15								
03	Phyllip Taylor	4-7	1-2	1-1	2	1	10	1	0	1	14									
04	Lucas Stejin	0-1	0-0	1-2	1	2	1	0	0	0	13									
12	Sherrod Baldwin	0-2	0-0	2-2	0	3	2	1	2	18										
20	Donnie Carson	1-1	0-0	2-2	4	0	2	0	0	2	14									
21	Demetrius Monroe	1-4	0-0	1-2	2	0	3	0	0	0	13									
23	Austin Kilpatrick	0-0	0-0	0-0	0	1	0	0	0	0	1									
32	Felix Caspari	2-4	0-0	1-2	3	2	5	0	0	0	15									
54	Tom Taylor	0-0	0-0	0-0	0	0	0	0	0	1	5									
TEAM											2									
TOTALS											18-44	3-9	18-26	29	25	57	7	3	7	200

	1st Half	2nd Half	Game
Field Goals	33.3	47.8	40.9
3-Point FG	50.0	20.0	33.3
Free Throws	66.7	70.6	69.2

Kansas State (10-3)

No.	Name	FG	3FG	FT	RB	PF	TP	A	BLK	S	MIN									
00	Jacob Pullen	g	2-4	2-3	6-7	2	3	12	3	0	1	21								
01	Fred Brown	g	3-12	2-7	0-0	2	2	8	3	1	0	33								
15	Luis Colon	f	0-5	0-0	0-0	6	5	0	1	0	0	22								
23	Dominique Sutton	f	4-10	0-0	2-7	3	4	10	1	0	8	23								
42	Darren Kent	f	2-5	1-1	3-4	5	1	8	3	0	0	32								
13	Justin Werner	3-6	3-6	2-2	3	0	11	1	0	0	11									
25	Buchi Awaji	4-9	3-6	0-0	4	1	11	3	0	0	21									
31	Chris Merriewether	0-0	0-0	0-0	1	2	0	0	0	0	5									
32	Jamar Samuels	5-6	0-0	5-8	5	2	15	1	1	0	20									
33	Victor Ojelaye	0-0	0-0	0-0	0	0	0	0	0	0	5									
40	Ron Anderson	3-4	0-0	2-6	7	2	8	1	0	2	22									
TEAM											4									
TOTALS											26-61	11-23	20-34	42	22	83	17	2	11	200

	1st Half	2nd Half	Game
Field Goals	40.7	44.1	42.6
3-Point FG	58.3	36.4	47.8
Free Throws	55.0	64.3	58.8

Officials: Rick Randall, Hal Lusk, Greg Rennegarbe
 Technical Fouls: Idaho State-None, Kansas State-Dominique Sutton.
 Attendance: 7,446

Score by Periods	1st	2nd	Total
Idaho State	22	35	57
Kansas State	40	43	83

Points in the Paint: Kansas State 24, Idaho State 22
 Points Off Turnovers: Kansas State 28, Idaho State 7
 Second Chance Points: Kansas State 13, Idaho State 9
 Fast Break Points: Kansas State 13, Idaho State 4
 Bench Points: Kansas State 45, Idaho State 23

January 5, 2009 • Bramlage Coliseum • Manhattan, Kan.

	Chicago State	68
	Kansas State	99

MANHATTAN, Kan. -- Sophomore Fred Brown scored a game-high 26 points off the bench to lead Kansas State to its sixth straight win in a 99-68 victory over Chicago State.

Brown led season-high six players in double figures for Kansas State, while senior Darren Kent collected his fourth double-double of the season with 13 points and a career-high 12 rebounds. Jacob Pullen added 12 points for the Wildcats (11-3).

David Holston led Chicago State (8-8) with 18 points. John Cantrell and Carl Montgomery added 12 points each.

K-State set season-highs for free throws made (35) and free throws attempted (46), including hitting on 87 percent (20-of-23) in the second half. The 46 attempts were 10 short of the school record of 56 set against Purdue on Dec. 1, 1958.

The Cougars kept the game close in the first half before a basket by Pullen sparked a 22-2 run that put Chicago State away for good.

Leading 49-31 at halftime, K-State made the most of the Cougars' foul trouble in the second period. Chicago State committed its 10th team foul with 15:52 left to play and the team capitalized on the opportunity, hitting 20-of-23 free throw attempts.

Chicago State (8-8)

No.	Name	FG	3FG	FT	RB	PF	TP	A	BLK	S	MIN									
01	Mike Wilson	g	3-9	0-3	4-4	5	4	10	1	0	25									
03	David Holston	g	7-25	2-11	2-2	4	0	18	5	0	35									
23	John Cantrell	g	2-12	0-2	8-10	5	1	12	0	2	28									
21	Carl Montgomery	f	5-6	0-0	2-8	4	5	12	0	2	22									
34	Tawrence Walton	f	0-0	0-0	0-0	5	0	0	0	0	0									
02	Steve Martin	0-0	0-0	0-0	2	1	0	0	0	0	6									
04	Brandon Smith	0-0	0-0	0-0	0	0	0	0	0	0	5									
13	Nemanja Stankovic	0-2	0-0	0-0	3	4	0	2	0	0	19									
20	Christian Wall	3-6	0-1	4-4	5	3	10	0	0	0	16									
25	Kabangu Kasamba	1-1	0-0	2-2	2	2	4	3	0	1	15									
32	Marquis Young	0-0	0-0	0-0	1	0	0	0	0	0	6									
35	Hajji Martin	1-3	0-0	0-0	3	3	2	1	0	0	9									
44	Pawel Kielbasa	0-0	0-0	0-0	0	1	0	0	0	0	4									
TEAM											6									
TOTALS											22-64	2-17	22-30	39	30	68	12	2	5	200

	1st Half	2nd Half	Game
Field Goals	28.1	40.6	34.4
3-Point FG	8.3	20.0	11.8
Free Throws	80.0	66.7	73.3

Kansas State (11-3)

No.	Name	FG	3FG	FT	RB	PF	TP	A	BLK	S	MIN	
00	Jacob Pullen	g	4-10	3-7	1-2	0	0	12	2	0	0	26
21	Denis Clemente	g	3-6	1-4</								

SEASON RECAPS

January 10, 2009 • Bramlage Coliseum • Manhattan, Kan.



6/6 Oklahoma	61
Kansas State	53

MANHATTAN, Kan. -- Blake Griffin had 29 points and 15 rebounds in a rare game against single coverage, and Capel's defensive switch sparked a key run in the first half to give No. 6 Oklahoma a 61-53 win over Kansas State in both teams' Big 12 opener.

Capel's switch came with about five minutes left in the first half. The Sooners were struggling to get shots off against Kansas State's swarming defense, so Capel decided to try a 1-3-1 zone to create some easy baskets in transition.

Oklahoma (15-1) hadn't started practicing the defense until Wednesday, but it worked flawlessly. The Sooners forced seven straight turnovers during a 10-0 run to close the first half and used it again after the break to pull away.

Oklahoma earned its first road win against a Big 12 North foe since beating Kansas State 69-68 on Feb. 19, 2005.

The Wildcats were ready for it early, not giving ground to the Sooners, overcoming sloppy mistakes to keep it close. K-State just didn't have an answer for Oklahoma's 1-3-1 zone and struggled with its shooting to see its 11-game home winning streak end.

The Wildcats shot 32 percent and were 3-for-14 from 3-point range in the second half -- including five straight misses on one possession -- after going 5-for-11 in the first. Denis Clemente led Kansas State with 18 points and Fred Brown added 12.

Griffin and older brother Taylor combined for Oklahoma's first 19 points, but the rest of the Sooners missed 13 straight shots before Willie Warren hit a 3-pointer with just over a minute left in the half. The Griffin brothers shot a combined 9-of-15 and the rest of the team was 2-for-15, allowing Kansas State to take a 26-19 lead late in the half.

Oklahoma (15-1, 1-0 Big 12)

No.	Name	FG	3FG	FT	RB	PF	TP	A	BLK	S	MIN	
05	Tony Crocker	g	2-10	0-4	3-4	4	3	7	0	0	4	30
13	Willie Warren	g	4-6	2-2	0-2	2	3	10	2	0	3	38
20	Austin Johnson	g	2-9	1-3	1-2	6	3	6	5	1	1	36
23	Blake Griffin	f	13-24	0-0	3-9	15	4	29	3	1	1	38
32	Taylor Griffin	f	3-6	0-0	2-2	7	2	8	1	0	1	39
01	Ryan Wright	g	0-0	0-0	1-2	2	0	1	0	0	0	3
11	Omar Leary	g	0-1	0-0	0-0	0	1	0	0	0	0	3
21	Orlando Allen	g	0-0	0-0	0-0	0	0	0	0	0	0	1
34	Cade Davis	g	0-2	0-0	0-0	1	3	0	0	0	0	12
TEAM												
TOTALS												

	1st Half	2nd Half	Game
Field Goals	36.7	46.4	41.4
3-Point FG	20.0	50.0	33.3
Free Throws	50.0	44.4	47.6

Kansas State (11-4, 0-1 Big 12)

No.	Name	FG	3FG	FT	RB	PF	TP	A	BLK	S	MIN	
00	Jacob Pullen	g	3-14	2-11	0-0	3	2	8	5	0	1	30
21	Denis Clemente	g	6-15	2-6	4-5	5	3	18	3	0	1	33
15	Luis Colon	f	0-2	0-0	0-0	2	5	0	0	1	1	20
23	Dominique Sutton	f	1-2	1-2	0-0	3	2	3	0	0	2	20
42	Darren Kent	f	1-5	0-0	2-4	6	2	4	0	0	0	20
01	Fred Brown	g	4-12	3-6	1-2	1	0	12	1	0	0	24
31	Chris Merriewether	g	0-0	0-0	0-0	4	2	0	0	0	0	11
32	Jamar Samuels	g	3-4	0-0	1-3	5	4	7	0	1	1	17
33	Victor Ojeleye	g	0-0	0-0	0-0	0	0	0	0	0	0	0+
40	Ron Anderson	g	0-1	0-0	1-3	7	3	1	1	1	1	25
TEAM												
TOTALS												

	1st Half	2nd Half	Game
Field Goals	45.0	25.7	32.7
3-Point FG	45.5	21.4	32.0
Free Throws	50.0	54.5	52.9

Officials: Kipp Kissinger, Terry Oglesby, Kelly Groom
 Technical Fouls: Oklahoma-None, Kansas State-None.
 Attendance: 12,528 (11,158)

Score by Periods	1st	2nd	Total
Oklahoma	29	32	61
Kansas State	26	27	53

Points in the Paint: Oklahoma 42, Kansas State 14
 Points Off Turnovers: Kansas State 19, Oklahoma 16
 Second Chance Points: Oklahoma 19, Kansas State 11
 Fast Break Points: Oklahoma 11, Kansas State 9
 Bench Points: Kansas State 20, Oklahoma 1

January 13, 2009 • Allen Fieldhouse • Lawrence, Kan.



Kansas State	71
Kansas	87

LAWRENCE, Kan. -- Sherron Collins scored 19 of his 24 points in the second half, Tyshawn Taylor added 20 points and Kansas beat Kansas State 87-71 in its Big 12 opener.

It was the 18th consecutive conference opening win for the Jayhawks, who've won the last four Big 12 titles.

Kansas (12-4, 1-0) jumped on Kansas State at the start, scoring the game's first 18 points. But the Jayhawks got sloppy, letting Kansas State get within three before pulling away in the second half.

Cole Aldrich had 15 points for Kansas, which has won 34 straight games at Allen Fieldhouse and 37 of 39 meetings against Kansas State.

The Wildcats (11-5, 0-2) clawed their way back from the big early hole with pesky defense, but they couldn't keep Collins and Taylor out of the lane and had no answer for Aldrich inside.

Down 37-24 at the break, K-State used an 18-8 run capped by a three-point play by Denis Clemente to cut the lead to 45-42 with just over 15:02 to play. However, Brady Morningstar responded with a 3-pointer just seconds later and the Wildcats could get no closer the rest of the way.

Jacob Pullen led Kansas State with 13 points. In all, nine players scored points for the Wildcats, including three in double figures.

Luis Colon chipped in 12 points and six rebounds before fouling out, while Jamar Samuels added 11 points and six rebounds.

Kansas State (11-5, 0-2 Big 12)

No.	Name	FG	3FG	FT	RB	PF	TP	A	BLK	S	MIN	
00	Jacob Pullen	g	5-15	1-6	2-3	1	2	13	2	0	2	31
21	Denis Clemente	g	3-13	0-0	3-3	2	2	9	4	0	1	26
15	Luis Colon	f	5-8	0-0	2-3	6	5	12	0	0	0	16
23	Dominique Sutton	f	2-5	1-1	1-1	3	3	6	0	0	0	17
42	Darren Kent	f	1-2	1-1	0-0	2	2	3	1	0	0	9
01	Fred Brown	g	4-10	1-5	0-0	3	2	9	3	0	1	30
25	Buchi Awaji	g	2-3	1-1	0-0	2	0	5	0	0	1	12
31	Chris Merriewether	g	0-0	0-0	0-0	2	2	0	0	0	0	4
32	Jamar Samuels	g	2-5	0-1	7-10	6	5	11	0	2	0	30
33	Victor Ojeleye	g	0-0	0-0	0-0	0	0	0	0	0	0	1
40	Ron Anderson	g	1-3	0-1	1-2	8	2	3	0	1	0	24
TEAM												
TOTALS												

	1st Half	2nd Half	Game
Field Goals	32.1	44.4	39.1
3-Point FG	33.3	28.6	31.3
Free Throws	75.0	72.2	72.7

Kansas (12-4, 1-0 Big 12)

No.	Name	FG	3FG	FT	RB	PF	TP	A	BLK	S	MIN	
04	Sherron Collins	g	7-11	2-3	8-8	5	4	24	4	0	0	27
12	Brady Morningstar	g	2-7	2-4	0-1	0	1	6	3	0	1	34
15	Tyshawn Taylor	g	5-8	1-2	9-13	4	2	20	3	1	2	34
23	Mario Little	g	4-6	0-1	0-0	3	1	8	0	1	0	13
45	Cole Aldrich	c	5-6	0-0	5-5	8	4	15	1	2	0	28
14	Tyrel Reed	g	2-5	0-2	2-4	0	1	6	0	0	2	23
21	Markieff Morris	g	2-2	0-0	1-2	5	4	5	1	1	0	23
22	Marcus Morris	g	1-2	0-0	1-4	7	2	3	0	0	2	15
24	Travis Releford	g	0-1	0-0	0-0	0	1	0	0	0	1	3
32	Tyrone Appleton	g	0-0	0-0	0-0	0	0	0	0	0	0	0+
TEAM												
TOTALS												

	1st Half	2nd Half	Game
Field Goals	53.8	63.6	58.3
3-Point FG	25.0	75.0	41.7
Free Throws	53.8	79.2	70.3

Officials: John Higgins, Scott Thornley, Mike Thibodeaux
 Technical Fouls: Kansas State-None, Kansas-None.
 Attendance: 16,300

Score by Periods	1st	2nd	Total
Kansas State	24	47	71
Kansas	37	50	87

Points in the Paint: Kansas 42, Kansas State 36
 Points Off Turnovers: Kansas 18, Kansas State 14
 Second Chance Points: Kansas State 16, Kansas 8
 Fast Break Points: Kansas State 14, Kansas 10
 Bench Points: Kansas State 28, Kansas 14

INDIVIDUAL PLAYER HIGHS

#0 JACOB PULLEN

	Season	Career
Points	26, vs. Oakland (11/25/08)	26, vs. Oakland (11/25/08)
Field Goals	9, vs. Wagner (12/30/08)	9, vs. Wagner (12/30/08)
Field Goals Attempted	18, vs. Kentucky (11/28/08)	18, vs. Kentucky (11/28/08)
3-Pt. Field Goals	6, vs. Oakland (11/25/08)	6, vs. Oakland (11/25/08)
Free Throws	6, twice	10, vs. Kansas (1/30/08)
Free Throws Attempted	9, vs. Iowa (11/29/08)	11, vs. Rider (11/25/07)
Rebounds	8, at Oregon (12/7/08)	8, at Oregon (12/7/08)
Assists	11, vs. Gardner-Webb (12/14/08)	11, vs. Gardner-Webb (12/14/08)
Blocked Shots	n/a	1, vs. Missouri (2/16/08)
Steals	5, vs. Kentucky (11/28/08)	5, vs. Kentucky (11/28/08)
Minutes	38, twice	38, twice

#1 FRED BROWN

	Season	Career
Points	26, vs. Chicago State (1/5/09)	26, vs. Chicago State (1/5/09)
Field Goals	8, twice	9, vs. Xavier (12/31/07)
Field Goals Attempted	17, vs. Chicago State (1/5/09)	17, vs. Chicago State (1/5/09)
3-Pt. Field Goals	6, vs. Gardner-Webb (12/14/08)	6, vs. Gardner-Webb (12/14/08)
Free Throws	6, vs. Chicago State (1/5/09)	6, vs. Chicago State (1/5/09)
Free Throws Attempted	8, vs. Chicago State (1/5/09)	8, vs. Chicago State (1/5/09)
Rebounds	7, vs. Chicago State (1/5/09)	7, vs. Chicago State (1/5/09)
Assists	6, vs. SE Missouri State (11/16/08)	6, vs. SE Missouri State (11/16/08)
Blocked Shots	1, vs. Idaho State (1/3/09)	1, four times
Steals	2, vs. Chicago State (1/5/09)	4, vs. Wagner (12/29/07)
Minutes	33, vs. Idaho State (1/3/09)	33, vs. Idaho State (1/3/09)

#13 JUSTIN WERNER

	Season	Career
Points	11, vs. Idaho State (1/3/09)	11, vs. Idaho State (1/3/09)
Field Goals	3, vs. Idaho State (1/3/09)	3, vs. Idaho State (1/3/09)
Field Goals Attempted	6, twice	6, twice
3-Pt. Field Goals	3, vs. Idaho State (1/3/09)	3, vs. Idaho State (1/3/09)
Free Throws	2, vs. Idaho State (1/3/09)	2, vs. Idaho State (1/3/09)
Free Throws Attempted	2, twice	2, twice
Rebounds	3, vs. Idaho State (1/3/09)	3, vs. Idaho State (1/3/09)
Assists	1, four times	1, four times
Blocked Shots	1, vs. SE Missouri State (11/16/08)	1, vs. SE Missouri State (11/16/08)
Steals	2, vs. SE Missouri State (11/16/08)	2, vs. SE Missouri State (11/16/08)
Minutes	15, vs. SE Missouri State (11/16/08)	15, vs. SE Missouri State (11/16/08)

#15 LUIS COLON

	Season	Career
Points	18, vs. Southern Miss (12/11/08)	18, vs. Southern Miss (12/11/08)
Field Goals	9, vs. Southern Miss (12/11/08)	9, vs. Southern Miss (12/11/08)
Field Goals Attempted	9, vs. Southern Miss (12/11/08)	9, vs. Southern Miss (12/11/08)
3-Pt. Field Goals	n/a	n/a
Free Throws	4, vs. Florida A&M (11/14/08)	4, vs. Florida A&M (11/14/08)
Free Throws Attempted	6, vs. Wagner (12/30/08)	6, vs. Wagner (12/30/08)
Rebounds	11, vs. Southern Miss (12/11/08)	11, vs. Southern Miss (12/11/08)
Assists	2, four times	3, vs. Missouri (1/31/07)
Blocked Shots	2, twice	2, three times
Steals	1, three times	1, nine times
Minutes	27, vs. Southern Miss (12/11/08)	27, vs. Southern Miss (12/11/08)

#21 DENIS CLEMENTE

	Season	Career
Points	20, vs. Gardner-Webb (12/14/08)	24, twice
Field Goals	8, at Oregon (12/7/08)	9, vs. Boston College (2/7/07)
Field Goals Attempted	20, at Oregon (12/7/08)	19, vs. Kentucky (11/28/08)
3-Pt. Field Goals	4, vs. Gardner-Webb (12/14/08)	5, twice
Free Throws	9, vs. Florida A&M (11/14/08)	9, vs. Florida A&M (11/14/08)
Free Throws Attempted	10, vs. Florida A&M (11/14/08)	10, vs. Florida A&M (11/14/08)
Rebounds	8, vs. Centenary (12/20/08)	8, vs. Centenary (12/20/08)
Assists	8, vs. Oakland (11/25/08)	9, vs. Lehigh (12/9/06)
Blocked Shots	n/a	1, four times
Steals	2, three times	2, 14 times
Minutes	38, vs. Kentucky (11/28/08)	38, vs. Kentucky (11/28/08)

#23 DOMINIQUE SUTTON

	Season	Career
Points	21, vs. Wagner (12/30/08)	21, vs. Wagner (12/30/08)
Field Goals	7, vs. Wagner (12/30/08)	7, vs. Wagner (12/30/08)
Field Goals Attempted	11, twice	11, twice
3-Pt. Field Goals	1, twice	1, three times
Free Throws	6, vs. Wagner (12/30/08)	6, vs. Wagner (12/30/08)
Free Throws Attempted	8, vs. Wagner (12/30/08)	8, vs. Wagner (12/30/08)
Rebounds	10, vs. Wagner (12/30/08)	10, vs. Wagner (12/30/08)
Assists	6, vs. Southern Miss (12/11/08)	6, vs. Southern Miss (12/11/08)
Blocked Shots	1, twice	2, vs. Nebraska (2/6/08)
Steals	8, vs. Idaho State (1/3/09)	8, vs. Idaho State (1/3/09)
Minutes	34, vs. Southern Miss (12/11/08)	34, vs. Southern Miss (12/11/08)

#25 BUCHI AWAJI

	Season	Career
Points	11, vs. Idaho State (1/3/09)	11, vs. Idaho State (1/3/09)
Field Goals	4, vs. Idaho State (1/3/09)	4, vs. Idaho State (1/3/09)
Field Goals Attempted	9, vs. Idaho State (1/3/09)	9, vs. Idaho State (1/3/09)
3-Pt. Field Goals	3, vs. Idaho State (1/3/09)	3, vs. Idaho State (1/3/09)
Free Throws	6, vs. Chicago State (1/5/09)	6, vs. Chicago State (1/5/09)
Free Throws Attempted	7, vs. Chicago State (1/5/09)	7, vs. Chicago State (1/5/09)
Rebounds	4, twice	4, twice
Assists	4, vs. Gardner-Webb (12/14/08)	4, vs. Gardner-Webb (12/14/08)
Blocked Shots	n/a	n/a
Steals	1, four times	1, four times
Minutes	21, vs. Idaho State (1/3/09)	21, vs. Idaho State (1/3/09)

#31 CHRIS MERRIEWETHER

	Season	Career
Points	4, vs. Gardner-Webb (12/14/08)	4, vs. Gardner-Webb (12/14/08)
Field Goals	2, vs. Gardner-Webb (12/14/08)	2, vs. Gardner-Webb (12/14/08)
Field Goals Attempted	3, vs. Gardner-Webb (12/14/08)	3, vs. Gardner-Webb (12/14/08)
3-Pt. Field Goals	n/a	n/a
Free Throws	2, vs. Iowa (11/29/08)	2, twice
Free Throws Attempted	2, three times	2, six times
Rebounds	4, vs. Oklahoma (1/10/09)	5, twice
Assists	3, vs. SE Missouri State (11/16/08)	3, four times
Blocked Shots	1, vs. SE Missouri State (11/16/08)	2, vs. Winston-Salem State (12/22/07)
Steals	2, twice	2, three times
Minutes	22, at Oregon (12/7/08)	25, vs. Oklahoma State (2/9/08)

#32 JAMAR SAMUELS

	Season	Career
Points	20, vs. Gardner-Webb (12/14/08)	20, vs. Gardner-Webb (12/14/08)
Field Goals	7, vs. SE Missouri State (11/16/08)	7, vs. SE Missouri State (11/16/08)
Field Goals Attempted	10, vs. SE Missouri State (11/16/08)	10, vs. SE Missouri State (11/16/08)
3-Pt. Field Goals	n/a	n/a
Free Throws	8, twice	8, twice
Free Throws Attempted	11, vs. Gardner-Webb (12/14/08)	11, vs. Gardner-Webb (12/14/08)
Rebounds	8, three times	8, three times
Assists	6, vs. Centenary (12/20/08)	6, vs. Centenary (12/20/08)
Blocked Shots	3, twice	3, twice
Steals	2, three times	2, three times
Minutes	30, at Kansas (1/13/09)	30, at Kansas (1/13/09)

#33 VICTOR OJELEYE

	Season	Career
Points	7, vs. SE Missouri State (11/16/08)	7, vs. SE Missouri State (11/16/08)
Field Goals	3, vs. SE Missouri State (11/16/08)	3, vs. SE Missouri State (11/16/08)
Field Goals Attempted	6, vs. SE Missouri State (11/16/08)	6, vs. SE Missouri State (11/16/08)
3-Pt. Field Goals	n/a	n/a
Free Throws	1, twice	1, twice
Free Throws Attempted	4, vs. Florida A&M (11/14/08)	4, vs. Florida A&M (11/14/08)
Rebounds	4, twice	4, twice
Assists	1, twice	1, twice
Blocked Shots	1, vs. Chicago State (1/5/09)	1, vs. Chicago State (1/5/09)
Steals	n/a	n/a
Minutes	12, vs. SE Missouri State (11/16/08)	12, vs. SE Missouri State (11/16/08)

#40 RON ANDERSON

	Season	Career
Points	12, at Oregon (12/7/08)	14, vs. Wagner (12/29/07)
Field Goals	6, at Oregon (12/7/08)	6, at Oregon (12/7/08)
Field Goals Attempted	9, vs. Emporia State (11/19/08)	9, vs. Emporia State (11/19/08)
3-Pt. Field Goals	n/a	n/a
Free Throws	7, vs. Chicago State (1/5/09)	7, vs. Chicago State (1/5/09)
Free Throws Attempted	9, vs. Chicago State (1/5/09)	9, vs. Chicago State (1/5/09)
Rebounds	12, vs. Florida A&M (11/14/08)	12, twice
Assists	4, vs. Florida A&M (11/14/08)	3, vs. UCF (11/23/07)
Blocked Shots	2, twice	2, three times
Steals	2, three times	2, six times
Minutes	26, twice	28, vs. UCF (11/23/07)

#42 DARREN KENT

	Season	Career
Points	24, vs. Centenary (12/20/08)	24, vs. Centenary (12/20/08)
Field Goals	9, vs. Centenary (12/20/08)	9, vs. Centenary (12/20/08)
Field Goals Attempted	14, vs. Centenary (12/20/08)	14, vs. Centenary (12/20/08)
3-Pt. Field Goals	1, four times	3, vs. Iowa State (1/26/08)
Free Throws	9, twice	9, twice
Free Throws Attempted	12, vs. Chicago State (1/5/09)	12, vs. Chicago State (1/5/09)
Rebounds	12, twice	12, twice
Assists	4, vs. Emporia State (11/19/08)	4, three times
Blocked Shots	3, vs. Southern Miss (12/11/08)	3, vs. Southern Miss (12/11/08)
Steals	3, vs. Emporia State (11/19/08)	3, vs. Emporia State (11/19/08)
Minutes	29, vs. Kentucky (11/28/08)	29, vs. Kentucky (11/28/08)

THE LAST TIME...

INDIVIDUAL SCORING

K-State player scored 30 or more points:
33 by Michael Beasley vs. Colorado (3/4/08)

K-State player scored 35 or more points:
39 by Michael Beasley at Kansas (3/1/08)

K-State player scored 40 or more points:
^ 44 by Michael Beasley at Baylor (2/23/08)

K-State player made 15 or more field goals:
15 by Michael Beasley vs. Nebraska (2/6/08)

K-State player made 10 or more field goals:
10 by Michael Beasley vs. Texas A&M (3/14/08)

K-State player made 5 or more three-pointers:
6 by Fred Brown vs. Gardner-Webb (12/14/08)

K-State player made 10 or more free throws:
13 by Michael Beasley at Kansas (3/1/08)

Opponent player scored 30 or more points:
37 by Jodie Meeks of Kentucky (11/28/08)

Opponent player scored 35 or more points:
37 by Jodie Meeks of Kentucky (11/28/08)

Opponent player scored 40 or more points:
41 by Aleks Maric of Nebraska (2/13/07)

Opponent player scored 50 or more points:
51 by Doremus Bennerman of Siena (3/30/94)

Opponent player made 10 or more field goals:
13 by Blake Griffin of Oklahoma (1/10/09)

Opponent player made 5 or more three-pointers:
5 by Nick Stallings of Centenary (12/20/08)

Opponent player made 10 or more free throws:
11 by Jodie Meeks of Kentucky (11/28/08)

REBOUNDING

K-State player had 10 or more rebounds:
12 by Darren Kent vs. Chicago State (1/5/09)

K-State player had 15 or more rebounds:
17 by Michael Beasley vs. Missouri (2/16/08)

K-State player had 20 or more rebounds:
22 by Michael Beasley vs. Western Illinois (11/17/07)

Opponent player had 10 or more rebounds:
15 by Blake Griffin of Oklahoma (1/10/09)

Opponent player had 15 or more rebounds:
15 by Blake Griffin of Oklahoma (1/10/09)

Opponent player had 20 or more rebounds:
20 by Wayne Simien of Kansas (3/2/05)

OTHER STATISTICS

2 K-State players had 30+ points in same game
Michael Beasley (44) and Bill Walker (31) at Baylor (2/23/08)

2 K-State players had 20+ points in same game
Jacob Pullen (24) and Dominique Sutton (21) vs. Wagner (12/30/08)

K-State player had 20+ points and 20+ rebounds
28 pts, 22 rebs. by Michael Beasley vs. W. Illinois (11/17/07)

K-State player had 10 or more assists:
11 by Jacob Pullen vs. Gardner-Webb (12/14/08)

K-State player had 5 or more steals:
8 by Dominique Sutton vs. Idaho State (1/3/09)

K-State player had 5 or more blocked shots:
*8 by Jason Bennett vs. Chicago State (1/22/07)

Opponent player had 10 or more assists:
11 by Mike Trimboli of Vermont (3/14/07)

Opponent player had 5 or more steals:
5 by Mark Porter of Wagner (12/29/07)

Opponent player had 5 or more blocks:
5 by Kevin Durant of Texas (2/3/07)
5 by Connor Atchley of Texas (2/3/07)

TEAM SCORING

K-State scored 100 or more points:
107 vs. Gardner-Webb (12/14/08)

K-State scored 90 or more points:
107 vs. Gardner-Webb (12/14/08)

K-State scored under 50 points:
48 at California (11/29/06)

K-State scored under 40 points:
39 at North Carolina State (3/11/98)

K-State shot 60 percent or better from the floor:
61.5 (32-52) vs. Cleveland State (12/6/06)

K-State shot 50 percent or better from the floor:
53.7 (29-54) vs. Wagner (12/30/08)

K-State shot 70 percent or better from the 3-pt range:
75.0 (9-12) vs. Oregon State (12/22/02)

K-State made 40 or more field goals:
41 vs. Missouri (1/3/98)

K-State made 45 or more field goals:
49 vs. Morgan State (1/5/85)

K-State made 10 or more three-pointers:
11 vs. Idaho State (1/3/09)

K-State made 15 or more three-pointers:
15 vs. Nebraska (1/8/00)

K-State made 30 or more free throws:
35 vs. Chicago State (1/5/09)

Opponent scored 100 or more points:
103 by Xavier (12/31/07)

Opponent scored 90 or more points:
92 by Baylor (2/23/08)

Opponent scored under 50 points:
48 by Gardner-Webb (12/14/08)

Opponent scored under 40 points:
*25 by Savannah State (1/7/08)

Opponent shot 60 percent or better from the floor:
68.8 (22-32) by Kentucky (11/28/08)

Opponent shot 50 percent or better from the floor:
58.3 (28-48) by Kansas (1/13/09)

Opponent shot under 25 percent from the floor:
*15.5 (9-58) by Savannah State (1/7/08)

Opponent shot 60 percent or better from 3-pt range:
62.5 (5-8) by Kentucky (11/28/08)

Opponent made 40 or more field goals:
41 by Arizona (12/30/97)

Opponent made 45 or more field goals:
50 by Oklahoma (1/18/92)

Opponent made 10 or more three-pointers:
11 by Kansas (3/1/08)

Opponent made 15 or more three-pointers:
15 by Saint Louis (1/3/04)

Opponent made 30 or more free throws:
30 by Xavier (12/31/07)

REBOUNDING

K-State had 60 or more rebounds:
61 at Oregon State (12/6/03)

K-State had 50 or more rebounds:
53 vs. Florida A&M (11/14/08)

K-State had 25 or more offensive rebounds:
29 vs. Oklahoma State (2/9/08)

K-State had 30 or more defensive rebounds:
31 vs. SE Missouri State (11/16/08)

Opponent had 50 or more rebounds:
55 by Oregon State (12/6/03)

OTHER STATISTICS

K-State had 20 or more assists:
30 vs. Gardner-Webb (12/14/08)

K-State had 25 or more assists:
30 vs. Gardner-Webb (12/14/08)

K-State had 10 or more steals:
11 vs. Idaho State (1/3/09)

K-State had 15 or more steals:
16 vs. UT-San Antonio (11/29/99)

K-State had 5 or more blocked shots:
7 vs. Southern Miss (12/11/08)

K-State had 10 or more blocked shots:
11 vs. Missouri (2/16/08)

Opponent had 20 or more assists:
21 by Kansas (3/1/08)

Opponent had 25 or more assists:
26 by Kansas (2/4/02)

Opponent had 10 or more steals:
10 vs. Oklahoma (1/10/09)

Opponent had 15 or more steals:
15 by Kansas (3/1/08)

Opponent had 5 or more blocked shots:
5 by Kansas (1/13/09)

Opponent had 10 or more blocked shots:
12 by Texas (2/3/07)

MISCELLANEOUS

K-State had a 5 or more game winning streak:
6, Dec. 11, 2008 to Jan. 5, 2009

K-State had a 10 or more game winning streak:
10, Dec. 1, 1993 to Jan 5, 1994

K-State had a 15 or more game winning streak:
21, Dec. 19, 1958 to March 13, 1959

K-State had a 20 or more game winning streak:
21, Dec. 19, 1958 to March 13, 1959

NATIONAL RANKINGS

K-State beat a Top-25 team at home:
K-State 75, No. 10 Texas A&M 54 (1/19/08)

K-State beat a Top-10 team at home:
K-State 75, No. 10 Texas A&M 54 (1/19/08)

K-State beat a Top-5 team at home:
K-State 84, No. 2 Kansas 75 (1/30/08)

K-State beat a No. 1 team at home:
K-State 65, No. 1 Missouri 58 (2/8/90)

K-State beat a Top-25 team on the road:
K-State 73, No. 22 Texas 72 (2/3/07)

K-State beat a Top-10 team on the road:
K-State 68, No. 1 Kansas 64 (1/17/94)

K-State beat a No. 1 team on the road:
K-State 68, No. 1 Kansas 64 (1/17/94)

K-State was ranked in the AP Top 25:
No. 24 on Feb. 18, 2008

K-State was ranked in the AP Top 15:
No. 14 on Feb. 13, 1988

K-State was ranked in the AP Top 10:
No. 9 on March 17, 1973

K-State was ranked in the AP Top 5:
No. 3 on March 7, 1962

K-State was ranked No. 1 by AP:
March 14, 1959

*School record
^ Big 12 record

2008-09 Kansas State Men's Basketball
Kansas State Individual Game-by-Game (as of Jan 13, 2009)
All games

#00 Pullen, Jacob

Opponent	Date	gs	min	Total		3-Pointers		Free throws		Rebounds				pf	a	t/o	blk	stl	pts	avg	
				fg-fga	pct	3fg-fga	pct	ft-fga	pct	off	def	tot	avg								
FLORIDA A&M	11/14/08	*	30	6-15	.400	2-9	.222	3-3	1.000	2	0	2	2.0	1	5	2	0	2	17	17.0	
SE MISSOURI STATE	11/16/08	*	19	2-9	.222	0-2	.000	3-5	.600	0	1	1	1.5	2	6	2	0	1	7	12.0	
EMPORIA STATE	11/19/08	*	32	3-17	.176	1-7	.143	2-3	.667	1	2	3	2.0	0	5	5	0	1	9	11.0	
at Cleveland State	11/22/08	*	18	5-10	.500	3-7	.429	2-3	.667	0	2	2	2.0	3	2	2	0	1	15	12.0	
OAKLAND	11/25/08	*	32	8-17	.471	6-11	.545	4-4	1.000	1	1	2	2.0	1	5	4	0	3	26	14.8	
vs Kentucky	11/28/08	*	38	7-18	.389	5-13	.385	1-2	.500	1	0	1	1.8	3	1	2	0	5	20	15.7	
vs Iowa	11/29/08	*	38	7-14	.500	2-5	.400	6-9	.667	0	3	3	2.0	2	2	5	0	2	22	16.6	
at Oregon	12/07/08	*	28	2-13	.154	0-7	.000	0-0	.000	2	6	8	2.8	3	3	9	0	1	4	15.0	
SOUTHERN MISS	12/11/08	*	25	6-12	.500	2-7	.286	3-4	.750	1	5	6	3.1	3	2	2	0	2	17	15.2	
GARDNER-WEBB	12/14/08	*	28	5-9	.556	2-3	.667	2-4	.500	0	3	3	3.1	0	11	1	0	2	14	15.1	
CENTENARY	12/20/08	*	25	2-6	.333	1-3	.333	2-4	.500	0	1	1	2.9	3	2	3	0	2	7	14.4	
WAGNER	12/30/08	*	34	9-15	.600	4-5	.800	2-4	.500	1	3	4	3.0	3	3	2	0	2	24	15.2	
IDAHO STATE	1/3/09	*	21	2-4	.500	2-3	.667	6-7	.857	1	1	2	2.9	3	3	3	0	1	12	14.9	
CHICAGO STATE	1/5/09	*	26	4-10	.400	3-7	.429	1-2	.500	0	0	0	2.7	0	2	2	0	0	12	14.7	
OKLAHOMA	1/10/09	*	30	3-14	.214	2-11	.182	0-0	.000	0	3	3	2.7	2	5	4	0	1	8	14.3	
at Kansas	1-13-09	*	31	5-15	.333	1-6	.167	2-3	.667	1	0	1	2.6	2	2	0	0	2	13	14.2	
Totals			16	455	76-198	.384	36-106	.340	39-57	.684	11	31	42	2.6	31	59	48	0	28	227	14.2

Games played: 16
Minutes/game: 28.4
Points/game: 14.2
FG Pct: 38.4
3FG Pct: 34.0
FT Pct: 68.4

Rebounds/game: 2.6
Assists/game: 3.7
Turnovers/game: 3.0
Assist/turnover ratio: 1.2
Steals/game: 1.8

#01 Brown, Fred

Opponent	Date	gs	min	Total		3-Pointers		Free throws		Rebounds				pf	a	t/o	blk	stl	pts	avg	
				fg-fga	pct	3fg-fga	pct	ft-fga	pct	off	def	tot	avg								
FLORIDA A&M	11/14/08		17	2-6	.333	1-5	.200	0-0	.000	2	0	2	2.0	1	1	1	0	1	5	5.0	
SE MISSOURI STATE	11/16/08		25	8-14	.571	4-6	.667	1-2	.500	2	2	4	3.0	2	6	3	0	1	21	13.0	
EMPORIA STATE	11/19/08		19	5-8	.625	3-3	1.000	1-2	.500	0	1	1	2.3	1	0	1	0	0	14	13.3	
at Cleveland State	11/22/08		21	1-4	.250	0-1	.000	0-0	.000	0	0	0	1.8	0	1	4	0	0	2	10.5	
OAKLAND	11/25/08		19	3-8	.375	2-5	.400	0-0	.000	0	1	1	1.6	0	3	0	0	0	8	10.0	
vs Kentucky	11/28/08		17	1-5	.200	0-2	.000	2-2	1.000	0	0	0	1.3	2	0	1	0	1	4	9.0	
vs Iowa	11/29/08		8	1-3	.333	0-0	.000	0-0	.000	0	2	2	1.4	4	0	0	0	0	2	8.0	
at Oregon	12/07/08		16	4-7	.571	2-4	.500	0-0	.000	0	1	1	1.4	3	0	0	0	1	10	8.3	
SOUTHERN MISS	12/11/08		16	2-7	.286	2-5	.400	0-0	.000	0	0	0	1.2	5	0	0	0	0	6	8.0	
GARDNER-WEBB	12/14/08		20	6-9	.667	6-9	.667	0-0	.000	0	1	1	1.2	4	0	0	0	0	18	9.0	
CENTENARY	12/20/08		25	5-13	.385	2-8	.250	2-4	.500	0	1	1	1.2	2	2	2	0	1	14	9.5	
WAGNER	12/30/08		12	1-3	.333	1-3	.333	0-0	.000	0	0	0	1.1	1	0	3	0	1	3	8.9	
IDAHO STATE	1/3/09	*	33	3-12	.250	2-7	.286	0-0	.000	0	2	2	1.2	2	3	2	1	0	8	8.8	
CHICAGO STATE	1/5/09		27	8-17	.471	4-10	.400	6-8	.750	3	4	7	1.6	2	2	0	0	2	26	10.1	
OKLAHOMA	1/10/09		24	4-12	.333	3-6	.500	1-2	.500	1	0	1	1.5	0	1	5	0	0	12	10.2	
at Kansas	1-13-09		30	4-10	.400	1-5	.200	0-0	.000	0	3	3	1.6	2	3	2	0	1	9	10.1	
Totals			1	329	58-138	.420	33-79	.418	13-20	.650	8	18	26	1.6	31	22	24	1	9	162	10.1

Games played: 16
Minutes/game: 20.6
Points/game: 10.1
FG Pct: 42.0
3FG Pct: 41.8
FT Pct: 65.0

Rebounds/game: 1.6
Assists/game: 1.4
Turnovers/game: 1.5
Assist/turnover ratio: 0.9
Steals/game: 0.6
Blocks/game: 0.1

2008-09 Kansas State Men's Basketball
 Kansas State Individual Game-by-Game (as of Jan 13, 2009)
 All games

#13 Werner, Justin

Opponent	Date	gs	min	Total		3-Pointers		Free throws		Rebounds				pf	a	t/o	blk	stl	pts	avg	
				fg-fga	pct	3fg-fga	pct	ft-fta	pct	off	def	tot	avg								
FLORIDA A&M	11/14/08		9	1-2	.500	1-2	.500	1-2	.500	0	0	0	0.0	0	0	0	0	0	4	4.0	
SE MISSOURI STATE	11/16/08		15	0-6	.000	0-4	.000	0-0	.000	1	0	1	0.5	2	1	0	1	2	0	2.0	
EMPORIA STATE	11/19/08		4	0-0	.000	0-0	.000	0-0	.000	1	0	1	0.7	1	0	1	0	0	0	1.3	
at Cleveland State	11/22/08		1	0-0	.000	0-0	.000	0-0	.000	0	0	0	0.5	0	0	0	0	0	0	1.0	
OAKLAND	11/25/08		2	0-0	.000	0-0	.000	0-0	.000	0	0	0	0.4	0	0	1	0	0	0	0.8	
SOUTHERN MISS	12/11/08		1	0-0	.000	0-0	.000	0-0	.000	0	0	0	0.3	0	0	0	0	0	0	0.7	
GARDNER-WEBB	12/14/08		12	0-3	.000	0-3	.000	0-2	.000	0	0	0	0.3	1	1	2	0	1	0	0.6	
CENTENARY	12/20/08		5	0-1	.000	0-1	.000	0-0	.000	0	2	2	0.5	1	1	0	0	0	0	0.5	
WAGNER	12/30/08		2	1-1	1.000	0-0	.000	0-0	.000	0	0	0	0.4	0	0	0	0	0	2	0.7	
IDAHO STATE	1/3/09		11	3-6	.500	3-6	.500	2-2	1.000	0	3	3	0.7	0	1	0	0	0	11	1.7	
CHICAGO STATE	1/5/09		7	0-1	.000	0-1	.000	0-0	.000	0	0	0	0.6	1	0	0	0	0	0	1.5	
Totals			0	69	5-20	.250	4-17	.235	3-6	.500	2	5	7	0.6	6	4	4	1	3	17	1.5

Games played: 11
 Minutes/game: 6.3
 Points/game: 1.5
 FG Pct: 25.0
 3FG Pct: 23.5
 FT Pct: 50.0

Rebounds/game: 0.6
 Assists/game: 0.4
 Turnovers/game: 0.4
 Assist/turnover ratio: 1.0
 Steals/game: 0.3
 Blocks/game: 0.1

#15 Colon, Luis

Opponent	Date	gs	min	Total		3-Pointers		Free throws		Rebounds				pf	a	t/o	blk	stl	pts	avg	
				fg-fga	pct	3fg-fga	pct	ft-fta	pct	off	def	tot	avg								
FLORIDA A&M	11/14/08	*	10	1-3	.333	0-0	.000	4-5	.800	4	1	5	5.0	5	1	0	1	0	6	6.0	
SE MISSOURI STATE	11/16/08	*	18	1-4	.250	0-0	.000	2-4	.500	4	1	5	5.0	1	1	1	1	0	4	5.0	
EMPORIA STATE	11/19/08	*	15	3-6	.500	0-0	.000	0-0	.000	2	0	2	4.0	3	1	0	2	0	6	5.3	
at Cleveland State	11/22/08	*	10	0-0	.000	0-0	.000	1-2	.500	0	1	1	3.3	1	0	1	1	0	1	4.3	
OAKLAND	11/25/08	*	26	5-7	.714	0-0	.000	2-2	1.000	4	3	7	4.0	2	1	0	1	0	12	5.8	
vs Kentucky	11/28/08	*	12	3-3	1.000	0-0	.000	2-2	1.000	3	1	4	4.0	4	0	0	0	0	8	6.2	
vs Iowa	11/29/08	*	21	3-5	.600	0-0	.000	0-0	.000	3	6	9	4.7	2	2	1	0	0	6	6.1	
at Oregon	12/07/08	*	17	0-2	.000	0-0	.000	0-0	.000	1	3	4	4.6	1	2	1	1	0	0	5.4	
SOUTHERN MISS	12/11/08	*	27	9-9	1.000	0-0	.000	0-2	.000	3	8	11	5.3	4	0	0	2	0	18	6.8	
GARDNER-WEBB	12/14/08	*	21	1-4	.250	0-0	.000	2-3	.667	3	2	5	5.3	2	2	0	0	0	4	6.5	
CENTENARY	12/20/08	*	17	1-2	.500	0-0	.000	0-0	.000	2	1	3	5.1	2	2	0	0	1	2	6.1	
WAGNER	12/30/08	*	25	3-3	1.000	0-0	.000	3-6	.500	2	5	7	5.3	3	1	1	0	1	9	6.3	
IDAHO STATE	1/3/09	*	22	0-5	.000	0-0	.000	0-0	.000	2	4	6	5.3	5	1	1	0	0	0	5.8	
CHICAGO STATE	1/5/09	*	10	0-1	.000	0-0	.000	0-0	.000	1	0	1	5.0	5	0	1	0	0	0	5.4	
OKLAHOMA	1/10/09	*	20	0-2	.000	0-0	.000	0-0	.000	1	1	2	4.8	5	0	0	1	1	0	5.1	
at Kansas	1-13-09	*	16	5-8	.625	0-0	.000	2-3	.667	3	3	6	4.9	5	0	0	0	0	12	5.5	
Totals			16	287	35-64	.547	0-0	.000	18-29	.621	38	40	78	4.9	50	14	7	10	3	88	5.5

Games played: 16
 Minutes/game: 17.9
 Points/game: 5.5
 FG Pct: 54.7
 FT Pct: 62.1

Rebounds/game: 4.9
 Assists/game: 0.9
 Turnovers/game: 0.4
 Assist/turnover ratio: 2.0
 Steals/game: 0.2
 Blocks/game: 0.6

2008-09 Kansas State Men's Basketball
 Kansas State Individual Game-by-Game (as of Jan 13, 2009)
 All games

#21 Clemente, Denis

Opponent	Date	gs	min	Total		3-Pointers		Free throws		Rebounds				pf	a	t/o	blk	stl	pts	avg	
				fg-fga	pct	3fg-fga	pct	ft-fa	pct	off	def	tot	avg								
FLORIDA A&M	11/14/08	*	22	4-12	.333	2-8	.250	9-10	.900	0	2	2	2.0	2	1	2	0	0	19	19.0	
SE MISSOURI STATE	11/16/08	*	11	2-5	.400	0-0	.000	0-0	.000	2	0	2	2.0	3	4	1	0	1	4	11.5	
EMPORIA STATE	11/19/08	*	19	4-8	.500	0-2	.000	1-1	1.000	0	0	0	1.3	1	5	1	0	0	9	10.7	
at Cleveland State	11/22/08	*	24	5-10	.500	2-3	.667	4-5	.800	0	0	0	1.0	3	1	3	0	2	16	12.0	
OAKLAND	11/25/08	*	32	6-12	.500	5-10	.500	2-3	.667	0	3	3	1.4	2	8	1	0	1	19	13.4	
vs Kentucky	11/28/08	*	38	5-19	.263	1-3	.333	0-0	.000	1	2	3	1.7	0	2	3	0	1	11	13.0	
vs Iowa	11/29/08	*	12	1-1	1.000	0-0	.000	0-0	.000	0	0	0	1.4	5	0	1	0	0	2	11.4	
at Oregon	12/07/08	*	34	8-20	.400	2-8	.250	1-2	.500	1	3	4	1.8	4	0	4	0	0	19	12.4	
SOUTHERN MISS	12/11/08	*	28	3-10	.300	0-2	.000	0-0	.000	0	2	2	1.8	2	6	4	0	2	6	11.7	
GARDNER-WEBB	12/14/08	*	24	7-9	.778	4-6	.667	2-2	1.000	0	0	0	1.6	0	2	1	0	1	20	12.5	
CENTENARY	12/20/08	*	27	4-10	.400	1-3	.333	0-1	.000	2	6	8	2.2	3	1	2	0	1	9	12.2	
WAGNER	12/30/08	*	27	6-12	.500	2-5	.400	1-2	.500	0	2	2	2.2	3	4	1	0	2	15	12.4	
CHICAGO STATE	1/5/09	*	24	3-6	.500	1-4	.250	2-2	1.000	1	1	2	2.2	1	6	1	0	0	9	12.2	
OKLAHOMA	1/10/09	*	33	6-15	.400	2-6	.333	4-5	.800	2	3	5	2.4	3	3	3	0	1	18	12.6	
at Kansas	1-13-09	*	26	3-13	.231	0-0	.000	3-3	1.000	1	1	2	2.3	2	4	3	0	1	9	12.3	
Totals			15	381	67-162	.414	22-60	.367	29-36	.806	10	25	35	2.3	34	47	31	0	13	185	12.3

Games played: 15
 Minutes/game: 25.4
 Points/game: 12.3
 FG Pct: 41.4
 3FG Pct: 36.7
 FT Pct: 80.6

Rebounds/game: 2.3
 Assists/game: 3.1
 Turnovers/game: 2.1
 Assist/turnover ratio: 1.5
 Steals/game: 0.9

#23 Sutton, Dominique

Opponent	Date	gs	min	Total		3-Pointers		Free throws		Rebounds				pf	a	t/o	blk	stl	pts	avg	
				fg-fga	pct	3fg-fga	pct	ft-fa	pct	off	def	tot	avg								
FLORIDA A&M	11/14/08	*	18	5-7	.714	0-2	.000	3-5	.600	3	5	8	8.0	4	1	0	0	1	13	13.0	
SE MISSOURI STATE	11/16/08	*	26	5-9	.556	0-1	.000	2-4	.500	1	7	8	8.0	1	0	0	1	4	12	12.5	
EMPORIA STATE	11/19/08	*	30	6-11	.545	0-0	.000	2-3	.667	4	1	5	7.0	1	1	1	1	2	14	13.0	
at Cleveland State	11/22/08	*	31	1-3	.333	0-0	.000	2-2	1.000	0	5	5	6.5	2	1	3	0	2	4	10.8	
OAKLAND	11/25/08	*	30	3-8	.375	0-1	.000	3-3	1.000	4	5	9	7.0	0	1	4	0	3	9	10.4	
vs Kentucky	11/28/08	*	24	5-9	.556	1-2	.500	4-4	1.000	4	2	6	6.8	2	0	1	0	1	15	11.2	
vs Iowa	11/29/08	*	30	2-3	.667	0-0	.000	0-1	.000	2	1	3	6.3	4	0	3	0	0	4	10.1	
at Oregon	12/07/08	*	11	2-4	.500	0-0	.000	0-1	.000	2	1	3	5.9	2	0	2	0	0	4	9.4	
SOUTHERN MISS	12/11/08	*	34	2-7	.286	0-2	.000	0-0	.000	1	5	6	5.9	2	6	1	0	0	4	8.8	
GARDNER-WEBB	12/14/08	*	10	2-4	.500	0-1	.000	2-2	1.000	0	2	2	5.5	0	2	0	0	0	6	8.5	
CENTENARY	12/20/08		4	1-2	.500	0-1	.000	0-0	.000	0	1	1	5.1	0	0	1	0	0	2	7.9	
WAGNER	12/30/08	*	29	7-11	.636	1-1	1.000	6-8	.750	6	4	10	5.5	1	2	1	0	0	21	9.0	
IDAHO STATE	1/3/09	*	23	4-10	.400	0-0	.000	2-7	.286	1	2	3	5.3	4	1	2	0	8	10	9.1	
CHICAGO STATE	1/5/09	*	15	3-6	.500	0-1	.000	0-0	.000	1	3	4	5.2	4	1	1	0	0	6	8.9	
OKLAHOMA	1/10/09	*	20	1-2	.500	1-2	.500	0-0	.000	0	3	3	5.1	2	0	4	0	2	3	8.5	
at Kansas	1-13-09	*	17	2-5	.400	1-1	1.000	1-1	1.000	2	1	3	4.9	3	0	2	0	0	6	8.3	
Totals			15	352	51-101	.505	4-15	.267	27-41	.659	31	48	79	4.9	32	16	26	2	23	133	8.3

Games played: 16
 Minutes/game: 22.0
 Points/game: 8.3
 FG Pct: 50.5
 3FG Pct: 26.7
 FT Pct: 65.9

Rebounds/game: 4.9
 Assists/game: 1.0
 Turnovers/game: 1.6
 Assist/turnover ratio: 0.6
 Steals/game: 1.4
 Blocks/game: 0.1

2008-09 Kansas State Men's Basketball
 Kansas State Individual Game-by-Game (as of Jan 13, 2009)
 All games

#25 Awaji, Buchi

Opponent	Date	gs	min	Total		3-Pointers		Free throws		Rebounds				pf	a	t/o	blk	stl	pts	avg
				fg-fga	pct	3fg-fga	pct	ft-fa	pct	off	def	tot	avg							
FLORIDA A&M	11/14/08		12	1-4	.250	0-2	.000	0-0	.000	0	1	1	1.0	0	0	0	0	1	2	2.0
SE MISSOURI STATE	11/16/08		6	1-1	1.000	0-0	.000	0-0	.000	1	0	1	1.0	0	0	0	0	0	2	2.0
EMPORIA STATE	11/19/08		1	0-0	.000	0-0	.000	0-0	.000	0	0	0	0.7	0	0	0	0	0	0	1.3
OAKLAND	11/25/08		3	0-1	.000	0-1	.000	0-0	.000	0	0	0	0.5	0	1	0	0	0	0	1.0
vs Iowa	11/29/08		14	1-2	.500	1-1	1.000	1-2	.500	0	1	1	0.6	2	0	1	0	0	4	1.6
at Oregon	12/07/08		11	0-1	.000	0-0	.000	1-2	.500	1	3	4	1.2	2	0	1	0	0	1	1.5
SOUTHERN MISS	12/11/08		5	2-2	1.000	1-1	1.000	0-0	.000	0	0	0	1.0	1	0	1	0	0	5	2.0
GARDNER-WEBB	12/14/08		15	1-4	.250	0-2	.000	2-2	1.000	0	2	2	1.1	0	4	1	0	1	4	2.3
CENTENARY	12/20/08		15	1-1	1.000	0-0	.000	0-0	.000	0	0	0	1.0	0	2	0	0	1	2	2.2
WAGNER	12/30/08		3	0-1	.000	0-1	.000	0-0	.000	0	0	0	0.9	0	0	0	0	0	0	2.0
IDAHO STATE	1/3/09		21	4-9	.444	3-6	.500	0-0	.000	3	1	4	1.2	1	3	1	0	0	11	2.8
CHICAGO STATE	1/5/09		19	2-6	.333	0-4	.000	6-7	.857	1	2	3	1.3	1	0	0	0	0	10	3.4
at Kansas	1-13-09		12	2-3	.667	1-1	1.000	0-0	.000	1	1	2	1.4	0	0	0	0	1	5	3.5
Totals		0	137	15-35	.429	6-19	.316	10-13	.769	7	11	18	1.4	7	10	5	0	4	46	3.5

Games played: 13
 Minutes/game: 10.5
 Points/game: 3.5
 FG Pct: 42.9
 3FG Pct: 31.6
 FT Pct: 76.9

Rebounds/game: 1.4
 Assists/game: 0.8
 Turnovers/game: 0.4
 Assist/turnover ratio: 2.0
 Steals/game: 0.3

#31 Merriewether, Chris

Opponent	Date	gs	min	Total		3-Pointers		Free throws		Rebounds				pf	a	t/o	blk	stl	pts	avg
				fg-fga	pct	3fg-fga	pct	ft-fa	pct	off	def	tot	avg							
FLORIDA A&M	11/14/08		12	0-1	.000	0-0	.000	0-2	.000	1	2	3	3.0	3	2	1	0	0	0	0.0
SE MISSOURI STATE	11/16/08		16	0-1	.000	0-0	.000	0-0	.000	0	1	1	2.0	1	3	1	1	2	0	0.0
EMPORIA STATE	11/19/08		14	1-1	1.000	0-0	.000	0-0	.000	0	1	1	1.7	1	0	1	0	2	2	0.7
at Cleveland State	11/22/08		17	0-3	.000	0-0	.000	0-0	.000	1	0	1	1.5	0	0	1	0	1	0	0.5
OAKLAND	11/25/08		1	0-0	.000	0-0	.000	0-0	.000	0	0	0	1.2	0	0	0	0	0	0	0.4
vs Kentucky	11/28/08		4	0-0	.000	0-0	.000	0-0	.000	0	0	0	1.0	3	0	0	0	0	0	0.3
vs Iowa	11/29/08		20	0-0	.000	0-0	.000	2-2	1.000	1	2	3	1.3	2	0	0	0	0	2	0.6
at Oregon	12/07/08		22	1-1	1.000	0-0	.000	0-0	.000	0	1	1	1.3	5	1	0	0	1	2	0.8
SOUTHERN MISS	12/11/08		10	0-0	.000	0-0	.000	0-0	.000	0	0	0	1.1	0	1	1	0	0	0	0.7
GARDNER-WEBB	12/14/08		10	2-3	.667	0-0	.000	0-0	.000	1	0	1	1.1	4	1	2	0	0	4	1.0
CENTENARY	12/20/08		6	0-0	.000	0-0	.000	0-0	.000	0	2	2	1.2	1	0	1	0	0	0	0.9
WAGNER	12/30/08		9	0-0	.000	0-0	.000	1-2	.500	0	0	0	1.1	0	2	1	0	0	1	0.9
IDAHO STATE	1/3/09		5	0-0	.000	0-0	.000	0-0	.000	0	1	1	1.1	2	0	0	0	0	0	0.8
OKLAHOMA	1/10/09		11	0-0	.000	0-0	.000	0-0	.000	0	4	4	1.3	2	0	1	0	0	0	0.8
at Kansas	1-13-09		4	0-0	.000	0-0	.000	0-0	.000	0	2	2	1.3	2	0	0	0	0	0	0.7
Totals		0	161	4-10	.400	0-0	.000	3-6	.500	4	16	20	1.3	26	10	10	1	6	11	0.7

Games played: 15
 Minutes/game: 10.7
 Points/game: 0.7
 FG Pct: 40.0
 FT Pct: 50.0

Rebounds/game: 1.3
 Assists/game: 0.7
 Turnovers/game: 0.7
 Assist/turnover ratio: 1.0
 Steals/game: 0.4
 Blocks/game: 0.1

2008-09 Kansas State Men's Basketball
 Kansas State Individual Game-by-Game (as of Jan 13, 2009)
 All games

#32 Samuels, Jamar

Opponent	Date	gs	min	Total		3-Pointers		Free throws		Rebounds				pf	a	t/o	blk	stl	pts	avg	
				fg-fga	pct	3fg-fga	pct	ft-fta	pct	off	def	tot	avg								
FLORIDA A&M	11/14/08		21	4-6	.667	0-0	.000	3-4	.750	2	3	5	5.0	3	2	0	3	0	11	11.0	
SE MISSOURI STATE	11/16/08		26	7-10	.700	0-0	.000	2-6	.333	1	7	8	6.5	3	2	0	0	0	16	13.5	
EMPORIA STATE	11/19/08		25	5-8	.625	0-0	.000	1-9	.111	4	4	8	7.0	1	2	0	0	2	11	12.7	
at Cleveland State	11/22/08		28	5-8	.625	0-0	.000	5-6	.833	3	2	5	6.5	2	2	1	1	1	15	13.3	
OAKLAND	11/25/08		13	1-2	.500	0-0	.000	0-0	.000	1	2	3	5.8	4	1	2	0	1	2	11.0	
vs Kentucky	11/28/08		23	1-4	.250	0-0	.000	0-1	.000	1	2	3	5.3	5	0	1	1	1	2	9.5	
vs Iowa	11/29/08		17	4-8	.500	0-0	.000	5-8	.625	4	1	5	5.3	4	1	1	1	0	13	10.0	
at Oregon	12/07/08		26	3-6	.500	0-0	.000	8-8	1.000	1	1	2	4.9	1	0	1	2	0	14	10.5	
SOUTHERN MISS	12/11/08		4	0-1	.000	0-0	.000	0-0	.000	0	2	2	4.6	2	0	2	1	1	0	9.3	
GARDNER-WEBB	12/14/08		17	6-6	1.000	0-0	.000	8-11	.727	2	5	7	4.8	1	2	1	1	2	20	10.4	
CENTENARY	12/20/08	*	27	2-7	.286	0-0	.000	4-6	.667	5	3	8	5.1	3	6	1	3	0	8	10.2	
WAGNER	12/30/08		19	0-1	.000	0-0	.000	0-2	.000	1	3	4	5.0	3	1	0	1	0	0	9.3	
IDAHO STATE	1/3/09		20	5-6	.833	0-0	.000	5-8	.625	3	2	5	5.0	2	1	0	1	0	15	9.8	
CHICAGO STATE	1/5/09		13	3-5	.600	0-1	.000	4-6	.667	0	3	3	4.9	1	0	1	0	2	10	9.8	
OKLAHOMA	1/10/09		17	3-4	.750	0-0	.000	1-3	.333	2	3	5	4.9	4	0	0	1	1	7	9.6	
at Kansas	1-13-09		30	2-5	.400	0-1	.000	7-10	.700	2	4	6	4.9	5	0	2	2	0	11	9.7	
Totals			1	326	51-87	.586	0-2	.000	53-88	.602	32	47	79	4.9	44	20	13	18	11	155	9.7

Games played: 16
 Minutes/game: 20.4
 Points/game: 9.7
 FG Pct: 58.6
 3FG Pct: 0.0
 FT Pct: 60.2

Rebounds/game: 4.9
 Assists/game: 1.3
 Turnovers/game: 0.8
 Assist/turnover ratio: 1.5
 Steals/game: 0.7
 Blocks/game: 1.1

#33 Ojeleye, Victor

Opponent	Date	gs	min	Total		3-Pointers		Free throws		Rebounds				pf	a	t/o	blk	stl	pts	avg	
				fg-fga	pct	3fg-fga	pct	ft-fta	pct	off	def	tot	avg								
FLORIDA A&M	11/14/08		8	0-0	.000	0-0	.000	1-4	.250	1	2	3	3.0	0	1	0	0	0	1	1.0	
SE MISSOURI STATE	11/16/08		12	3-6	.500	0-0	.000	1-2	.500	1	3	4	3.5	4	0	0	0	0	7	4.0	
EMPORIA STATE	11/19/08		2	0-0	.000	0-0	.000	0-0	.000	0	1	1	2.7	0	0	0	0	0	0	2.7	
OAKLAND	11/25/08		2	0-0	.000	0-0	.000	0-0	.000	0	0	0	2.0	2	0	1	0	0	0	2.0	
GARDNER-WEBB	12/14/08		5	1-2	.500	0-0	.000	0-2	.000	0	4	4	2.4	0	0	0	0	0	2	2.0	
CENTENARY	12/20/08		2	0-0	.000	0-0	.000	0-0	.000	0	0	0	2.0	0	0	0	0	0	0	1.7	
WAGNER	12/30/08		4	0-1	.000	0-0	.000	0-0	.000	0	1	1	1.9	0	0	0	0	0	0	1.4	
IDAHO STATE	1/3/09		5	0-0	.000	0-0	.000	0-0	.000	0	0	0	1.6	0	0	0	0	0	0	1.3	
CHICAGO STATE	1/5/09		10	1-2	.500	0-0	.000	0-0	.000	1	2	3	1.8	0	1	1	1	0	2	1.3	
OKLAHOMA	1/10/09		0	0-0	.000	0-0	.000	0-0	.000	0	0	0	1.6	0	0	0	0	0	0	1.2	
at Kansas	1-13-09		1	0-0	.000	0-0	.000	0-0	.000	0	0	0	1.5	0	0	0	0	0	0	1.1	
Totals			0	51	5-11	.455	0-0	.000	2-8	.250	3	13	16	1.5	6	2	2	1	0	12	1.1

Games played: 11
 Minutes/game: 4.6
 Points/game: 1.1
 FG Pct: 45.5
 FT Pct: 25.0

Rebounds/game: 1.5
 Assists/game: 0.2
 Turnovers/game: 0.2
 Assist/turnover ratio: 1.0
 Blocks/game: 0.1

2008-09 Kansas State Men's Basketball
 Kansas State Individual Game-by-Game (as of Jan 13, 2009)
 All games

#40 Anderson, Ron

Opponent	Date	gs	min	Total		3-Pointers		Free throws		Rebounds				pf	a	t/o	blk	stl	pts	avg	
				fg-fga	pct	3fg-fga	pct	ft-fa	pct	off	def	tot	avg								
FLORIDA A&M	11/14/08		19	3-4	.750	0-0	.000	3-4	.750	3	9	12	12.0	1	4	2	0	1	9	9.0	
SE MISSOURI STATE	11/16/08		2	0-0	.000	0-0	.000	0-0	.000	0	1	1	6.5	0	0	0	0	0	0	4.5	
EMPORIA STATE	11/19/08		23	4-9	.444	0-0	.000	2-4	.500	5	5	10	7.7	1	0	1	0	2	10	6.3	
at Cleveland State	11/22/08		26	0-2	.000	0-0	.000	2-4	.500	3	4	7	7.5	1	2	2	2	0	2	5.3	
OAKLAND	11/25/08		22	1-2	.500	0-0	.000	1-4	.250	3	3	6	7.2	2	3	1	0	0	3	4.8	
vs Kentucky	11/28/08		15	0-2	.000	0-0	.000	0-0	.000	1	1	2	6.3	3	0	0	0	0	0	4.0	
vs Iowa	11/29/08		17	1-1	1.000	0-0	.000	1-6	.167	2	2	4	6.0	1	0	1	0	0	3	3.9	
at Oregon	12/07/08		20	6-7	.857	0-0	.000	0-3	.000	3	2	5	5.9	2	1	0	0	2	12	4.9	
SOUTHERN MISS	12/11/08		24	2-3	.667	0-0	.000	3-5	.600	1	2	3	5.6	2	2	0	1	0	7	5.1	
GARDNER-WEBB	12/14/08		17	3-4	.750	0-0	.000	1-2	.500	2	1	3	5.3	2	1	0	1	1	7	5.3	
CENTENARY	12/20/08		22	1-3	.333	0-0	.000	3-6	.500	2	5	7	5.5	1	2	1	0	2	5	5.3	
WAGNER	12/30/08		15	2-3	.667	0-0	.000	3-6	.500	5	2	7	5.6	2	1	1	0	0	7	5.4	
IDAHO STATE	1/3/09		22	3-4	.750	0-0	.000	2-6	.333	3	4	7	5.7	2	1	1	0	2	8	5.6	
CHICAGO STATE	1/5/09		26	2-3	.667	0-0	.000	7-9	.778	3	6	9	5.9	3	1	1	2	1	11	6.0	
OKLAHOMA	1/10/09		25	0-1	.000	0-0	.000	1-3	.333	4	3	7	6.0	3	1	3	1	1	1	5.7	
at Kansas	1-13-09		24	1-3	.333	0-1	.000	1-2	.500	5	3	8	6.1	2	0	2	1	0	3	5.5	
Totals			0	319	29-51	.569	0-1	.000	30-64	.469	45	53	98	6.1	28	19	16	8	12	88	5.5

Games played: 16
 Minutes/game: 19.9
 Points/game: 5.5
 FG Pct: 56.9
 3FG Pct: 0.0
 FT Pct: 46.9

Rebounds/game: 6.1
 Assists/game: 1.2
 Turnovers/game: 1.0
 Assist/turnover ratio: 1.2
 Steals/game: 0.8
 Blocks/game: 0.5

#42 Kent, Darren

Opponent	Date	gs	min	Total		3-Pointers		Free throws		Rebounds				pf	a	t/o	blk	stl	pts	avg	
				fg-fga	pct	3fg-fga	pct	ft-fa	pct	off	def	tot	avg								
FLORIDA A&M	11/14/08	*	22	2-7	.286	1-1	1.000	4-6	.667	3	3	6	6.0	4	1	1	1	1	9	9.0	
SE MISSOURI STATE	11/16/08	*	24	7-13	.538	0-2	.000	1-4	.250	5	7	12	9.0	1	0	0	0	0	15	12.0	
EMPORIA STATE	11/19/08	*	16	3-3	1.000	0-0	.000	1-2	.500	1	4	5	7.7	4	4	1	0	3	7	10.3	
at Cleveland State	11/22/08	*	24	4-7	.571	1-2	.500	5-6	.833	3	7	10	8.3	2	2	3	0	1	14	11.3	
OAKLAND	11/25/08	*	13	1-4	.250	0-1	.000	2-2	1.000	0	2	2	7.0	4	1	1	1	0	4	9.8	
vs Kentucky	11/28/08	*	29	2-6	.333	0-1	.000	8-10	.800	4	2	6	6.8	5	1	8	0	1	12	10.2	
vs Iowa	11/29/08	*	15	2-6	.333	0-1	.000	0-0	.000	1	2	3	6.3	3	0	3	0	0	4	9.3	
at Oregon	12/07/08	*	15	1-4	.250	0-0	.000	2-2	1.000	1	1	2	5.8	2	0	2	0	0	4	8.6	
SOUTHERN MISS	12/11/08	*	26	1-7	.143	0-1	.000	9-9	1.000	3	4	7	5.9	2	2	1	3	0	11	8.9	
GARDNER-WEBB	12/14/08	*	16	1-3	.333	0-0	.000	2-2	1.000	2	1	3	5.6	2	3	1	1	1	4	8.4	
CENTENARY	12/20/08	*	25	9-14	.643	1-1	1.000	5-6	.833	5	5	10	6.0	2	0	4	1	0	24	9.8	
WAGNER	12/30/08	*	21	0-3	.000	0-0	.000	0-0	.000	2	3	5	5.9	4	0	3	2	0	0	9.0	
IDAHO STATE	1/3/09	*	17	2-5	.400	1-1	1.000	3-4	.750	3	2	5	5.8	1	3	2	0	0	8	8.9	
CHICAGO STATE	1/5/09	*	23	2-9	.222	0-0	.000	9-12	.750	8	4	12	6.3	1	1	2	1	2	13	9.2	
OKLAHOMA	1/10/09	*	20	1-5	.200	0-0	.000	2-4	.500	4	2	6	6.3	2	0	0	0	0	4	8.9	
at Kansas	1-13-09	*	9	1-2	.500	1-1	1.000	0-0	.000	0	2	2	6.0	2	1	2	0	0	3	8.5	
Totals			16	315	39-98	.398	5-12	.417	53-69	.768	45	51	96	6.0	41	19	34	10	9	136	8.5

Games played: 16
 Minutes/game: 19.7
 Points/game: 8.5
 FG Pct: 39.8
 3FG Pct: 41.7
 FT Pct: 76.8

Rebounds/game: 6.0
 Assists/game: 1.2
 Turnovers/game: 2.1
 Assist/turnover ratio: 0.6
 Steals/game: 0.6
 Blocks/game: 0.6

2008-09 ROSTER

NUMERICAL

No	Name	Pos	Ht	Wt	Yr-Exp	Hometown (Schools)
0	Jacob Pullen	G	6-0	200	So.-1L	Maywood, Ill. (Proviso East)
1	Fred Brown	G	6-2	190	So.-1L	West Palm Beach, Fla. (William T. Dwyer)
13	Justin Werner*	G	6-3	190	Fr.-HS	Topeka, Kan. (Washburn Rural)
15	Luis Colón	C	6-10	265	Jr.-2L	Carolina, Puerto Rico (Krop [Fla.])
21	Denis Clemente	G	6-1	175	Jr.-TR	Bayamon, Puerto Rico (Calusa [Fla.] Prep/Univ. of Miami)
23	Dominique Sutton	F	6-5	210	So.-1L	Durham, N.C. (The Patterson [N.C.] School)
24	Curtis Kelly#	F	6-8	250	Jr.-TR	Queens, N.Y. (Rice/Univ. of Connecticut)
25	Onyebuchi [Buchi] Awaji	G	6-3	185	Jr.-TR	Los Angeles, Calif. (Loyola/Citrus College)
31	Chris Merriewether	G	6-3	210	Jr.-2L	Jacksonville, Fla. (Arlington Country Day)
32	Jamar Samuels	F	6-7	215	Fr.-RS	Washington, D.C. (The Patterson [N.C.] School)
33	Victor Ojeleye*	F	6-6	225	Fr.-HS	Ottawa, Kan. (Ottawa/The Patterson [N.C.] School)
40	Ron Anderson	F	6-8	255	So.-1L	Upper Marlboro, Md. (McCallie [Tenn.] School)
42	Darren Kent	F	6-11	230	Sr.-3L	Apple Valley, Minn. (Eastview)

ALPHABETICAL

No	Name	Pos	Ht	Wt	Yr-Exp	Hometown (Schools)
40	Ron Anderson	F	6-8	255	So.-1L	Upper Marlboro, Md. (McCallie [Tenn.] School)
25	Onyebuchi [Buchi] Awaji	G	6-3	185	Jr.-TR	Los Angeles, Calif. (Loyola/Citrus College)
1	Fred Brown	G	6-2	190	So.-1L	West Palm Beach, Fla. (William T. Dwyer)
21	Denis Clemente	G	6-1	175	Jr.-TR	Bayamon, Puerto Rico (Calusa [Fla.] Prep/Univ. of Miami)
15	Luis Colón	C	6-10	265	Jr.-2L	Carolina, Puerto Rico (Krop [Fla.])
24	Curtis Kelly#	F	6-8	250	Jr.-TR	Queens, N.Y. (Rice/Univ. of Connecticut)
42	Darren Kent	F	6-11	230	Sr.-3L	Apple Valley, Minn. (Eastview)
31	Chris Merriewether	G	6-3	210	Jr.-2L	Jacksonville, Fla. (Arlington Country Day)
33	Victor Ojeleye*	F	6-6	225	Fr.-HS	Ottawa, Kan. (Ottawa/The Patterson [N.C.] School)
0	Jacob Pullen	G	6-0	200	So.-1L	Maywood, Ill. (Proviso East)
32	Jamar Samuels	F	6-7	215	Fr.-RS	Washington, D.C. (The Patterson [N.C.] School)
23	Dominique Sutton	F	6-5	210	So.-1L	Durham, N.C. (The Patterson [N.C.] School)
13	Justin Werner*	G	6-3	190	Fr.-HS	Topeka, Kan. (Washburn Rural)

COACHING STAFF

Head Coach: Frank Martin, Second Season (Florida International, '93)

Associate Head Coach/Recruiting Coordinator: Dalonté Hill, Third Season (Charlotte, '01)

Assistant Coach: Brad Underwood, Third Season (Kansas State, '86)

Assistant Coach: Matt Figger, Second Season (Eastern Kentucky, '95)

Director of Basketball Operations: Andy Assaley, Third Season (Cincinnati, '96)

Director of Student-Athlete Development/Student Manager: Doug Edwards, First Season (Florida State, '07)

Strength and Conditioning Coach: Scott Greenawalt, Third Season (Muskingum College, '98)

Video Coordinator: Dylan Lockwood, Third Season (Cazenovia College, '05)

SUPPORT STAFF

Athletic Trainer: Mike Lopriore, First Season (Eastern Kentucky, '76)

Graduate Student Manager: Erik Pastrana, Second Season (Florida State, '07)

Administrative Assistant: Amanda Steffens, First Season (Kansas State, '08)

PRONUNCIATION

Andy ASSALEY	ASS-uh-lee
BUCHI AWAJI	BOO-chee Ah-wah-GEE
DENIS CLEMENTE	Den-NEE Kluh-MEN-tay
Luis COLON	CUH-loan
Victor OJELEYE	Oh-ZUH-lay
DALONTE Hill	Duh-LON-tay

*Walk-on

#Must sit out the 2008-09 season due to NCAA transfer rules.

RETURNING/LOST

Returning Starters (1)

Jacob Pullen

Starters Lost (4)

Michael Beasley
Clent Stewart
Bill Walker
Blake Young

Returning Lettermen (7)

Ron Anderson
Fred Brown
Luis Colón
Darren Kent
Chris Merriewether
Jacob Pullen
Dominique Sutton

Others Returning (2)

Denis Clemente
Jamar Samuels

Lettermen Lost (6)

Michael Beasley
James Franklin
Andre Gilbert
Clent Stewart
Bill Walker
Blake Young

BY POSITION

Forwards (6)

Ron Anderson
Luis Colón
Curtis Kelly
Darren Kent
Victor Ojeleye
Jamar Samuels

Guards (7)

Bushi Awaji
Fred Brown
Denis Clemente
Chris Merriewether
Jacob Pullen
Dominique Sutton
Justin Werner

BY HEIGHT

6-11 Darren Kent
6-10 Luis Colón
6-8 Ron Anderson
6-8 Curtis Kelly
6-7 Jamar Samuels
6-6 Victor Ojeleye
6-5 Dominique Sutton
6-3 Bushi Awaji
6-3 Chris Merriewether
6-3 Justin Werner
6-2 Fred Brown
6-1 Denis Clemente
6-0 Jacob Pullen