

2002 Game-by-Game

Game 1

Nebraska 48
Arizona State 10

Lincoln, Neb.
Aug. 24, 2002

Lincoln, Neb. — Jammal Lord opened his career as Nebraska's starting quarterback by rushing for a team-high 103 yards to lead No. 10/8 Nebraska to a 48-10 victory over Arizona State in the Black Coaches Association Classic. A Memorial Stadium crowd of 77,779 watched the Huskers record their 17th straight season-opening win. While Lord led a Nebraska offense that churned out 316 total yards, including 283 rushing yards, the Husker defense kept ASU at bay with just 83 rushing yards. Pat Ricketts helped stifle the Sun Devil passing game with three pass breakups to earn Big 12 Defensive Player-of-the-Week honors. The NU special teams also played a major role, led by senior place-kicker Josh Brown. The Foyil, Okla., native earned Big 12 Special Teams Player-of-the-Week honors by hitting a 40-yard field goal on NU's opening drive before blasting a 42-yard field goal in the fourth quarter. Brown was also a perfect 6-for-6 on PATs and forced touchbacks on seven of his nine kickoffs. NU also blocked a pair of Tim Parker punts that led to two easy touchdowns. Linebacker Demorrio Williams blocked the first punt in the third quarter that was scooped up by Scott Shanle, who raced six yards for a score. Lannie Hopkins blocked a second punt that set up a two-play, nine-yard drive capped by Dahrran Diedrick's two-yard plunge to give NU a 34-10 edge.

Scoring Summary

Arizona State	3	0	7	0	--	10
Nebraska	3	7	14	24	--	48

First Quarter

NU-Josh Brown 40 FG, 10:41
ASU-Mike Barth 33 FG, 2:12

Second Quarter

NU-Judd Davies 2 run (Brown kick), 12:52

Third Quarter

NU-Wilson Thomas 9 pass from Jammal Lord (Brown kick), 11:20
NU-Scott Shanle 6 blocked punt return (Brown kick), 9:38
ASU-Mike Williams 34 run (Barth kick), 3:41

Fourth Quarter

NU-Brown 42 FG, 10:21
NU-Dahrran Diedrick 2 run (Brown kick), 7:12
NU-Cory Ross 34 run (Brown kick), 2:10
NU-Fabian Washington 29 INT return (Brown kick), 1:55



Josh Brown hit two field goals of longer than 40 yards and hit six PATs to earn Big 12 Special Teams Player-of-the-Week honors.

Team Statistics	ASU	NU
First downs	17	19
Rushing att.-yards	30-83	59-283
Passes	41-17-1	13-5-0
Passing yards	175	33
Total att.-yards	71-258	72-316
Returns-yards	4-44	10-146
Sacks by	3-17	4-47
Punts-average	10-34.6	5-40.8
Fumbles-lost	1-0	0-0
Penalties-yards	5-63	6-42
Time of poss.	28:06	31:54

Individual Leaders

Rushing:

ASU: Mike Williams 12-77-1; Cornell Canidate 5-14-0; Chad Christensen 8-7-0; Hakim Hill 3-(-1)-0; Andrew Walter 2-(-14)-0
NU: Jammal Lord 17-103-0; Dahrran Diedrick 18-79-1; Cory Ross 3-44-1; Thunder Collins 10-22-0; Josh Davis 3-22-0; Judd Davies 3-7-1; Steve Kriewald 2-6-0; DeAntae Grixby 1-4-0; Mike Stuntz 2-(-4)-0

Passing:

ASU: Chad Christensen 16-6-0, 77, 0 TD; Andrew Walter 16-7-0, 46, 0 TD; Andy Goodenough 8-4-1, 52, 0 TD; Team 1-0-0, 0, 0 TD

NU: Jammal Lord 13-5-0, 33, 1 TD

Receiving:

ASU: Shaun McDonald 7-73-0; Derek Hagan 4-36-0; Cornell Canidate 2-15-0; Justin Taplin 1-25-0; Mike Pinkard 1-17-0; Daryl Lightfoot 1-15-0; Mike Williams 1-(-6)-0
NU: Wilson Thomas 3-8-1; Troy Hassebroek 2-25-0

Interceptions:

ASU: None
NU: Fabian Washington 1-29-1

Tackles (UT-AT-TT):

ASU: Jason Shivers 7-9-16; Riccardo Stewart 5-5-10
NU: Barrett Ruud 3-5-8; Ryon Bingham 1-5-6

Sacks:

ASU: Joey Smith 1-7; Riccardo Stewart 1-7; Nick Johnson 1-3
NU: Chris Kelsay 1.5-17; Demoine Adams 1-9; Justin Smith 0.5-9; Patrick Kabongo 0.5-8; Lannie Hopkins 0.5-4

Game 2

Nebraska 31
Troy State 16

Lincoln, Neb.
Aug. 31, 2002

Lincoln, Neb. — DeJuan Groce set a school record and tied the NCAA record by returning a pair of punts for touchdowns to lead the No. 9/8 Nebraska football team to a 31-16 win over Troy State in front of 77,831 fans in the 249th consecutive sellout at Memorial Stadium. Groce's first return gave NU a 14-0 lead in the second quarter with an electrifying 83-yard burst up the middle for the sixth-longest return in school history and the second-longest of his career. He added a near mirror 72-yard return in the third quarter to give the Huskers a 24-10 advantage. Along with his two mesmerizing returns to move his career total to four punt return touchdowns, Groce added a pair of first-quarter interceptions to set another career best on the night. For his efforts, he earned Big 12 Special Teams Player-of-the-Week and national player-of-the-week honors. Quarterback Jammal Lord added another solid performance by leading the Huskers with 92 yards and one touchdown on 23 rushing attempts, while adding 114 yards on 8-of-15 passing. Lord accounted for 206 total-offense yards on 38 attempts. I-back Dahrran Diedrick carried 15 times for 63 yards and his second touchdown of the season. Linebacker Demorrio Williams made his first career start and led the Husker defense with eight tackles. Chad Sievers, who played his first game at NU after missing the Arizona State game with an injury, added six tackles.

Scoring Summary

Troy State	0	3	7	6	--	16
Nebraska	7	7	14	3	--	31

First Quarter

NU-Jammal Lord 18 run (Josh Brown kick), 8:55

Second Quarter

NU-DeJuan Groce 83 punt return (Brown kick), 5:39

TSU-Thomas Olmstead 25 FG, 2:16

Third Quarter

TSU-Jermaine Richardson 6 run (Olmstead kick), 13:30

NU-Dahrran Diedrick 1 run (Brown kick), 6:31

NU-Groce 72 punt return (Brown kick), 1:50

Fourth Quarter

NU-Brown 34 FG, 6:46
TSU-Matt Ray 1 run (Olmstead kick failed), 0:10



DeJuan Groce tied a NCAA record with two punt return touchdowns to go along with two interceptions in the win over Troy State.

Team Statistics	TSU	NU
First downs	16	17
Rushing att.-yards	41-155	54-199
Passes	29-11-2	16-8-1
Passing yards	192	114
Total att.-yards	70-347	70-313
Returns-yards	5-67	6-210
Sacks by	0-0	1-9
Punts-average	8-33.8	6-46.2
Fumbles-lost	2-1	5-1
Penalties-yards	4-27	3-25
Time of poss.	25:40	34:20

Individual Leaders

Rushing:

TSU: Hansell Bearden 9-61-0; Jermaine Richardson 7-43-1; LeBarron Black 15-38-0; Andrew Amerson 1-12-0; Chris Cox 2-7-0; DeWhitt Betterson 2-2-0; Matt Ray 4-(-6)-1; Team 1-(-2)-0

NU: Jammal Lord 23-92-1; Dahrran Diedrick 15-63-1; Cory Ross 5-27-0; Marques Simmons 3-9-0; Josh Davis 2-8-0; Judd Davies 3-5-0; Mike Stuntz 1-1-0; Steve Kriewald 1-1-0; Ross Pilkington 1-(-7)-0

Passing:

TSU: Hansell Bearden 26-9-2, 153, 0 TD; Matt Ray 3-2-0, 39, 0 TD

NU: Jammal Lord 15-8-1, 114, 0 TD; 1-0-0, 0, 0 TD

Receiving:

TSU: Jason Samples 3-37-0; Andrew Amerson 3-30-0; Toris Rutledge 2-39-0; Heyward Skipper 1-60-0; Jermaine Richardson 1-19-0; Eric Felton 1-7-0

NU: Wilson Thomas 4-31-0; Jon Bowling 1-62-0; Dahrran Diedrick 1-11-0; Josh Davis 1-7-0; Cory Ross 1-3-0

Interceptions:

TSU: Rayshun Reed 1-32-0
NU: DeJuan Groce 2-5-0

Tackles (UT-AT-TT):

TSU: Derrick Ansley 5-5-10; Deloise Moore 6-2-8; Gordon Williams 3-5-8

NU: Demorrio Williams 4-4-8; Philip Bland 3-4-7; Chad Sievers 2-4-6

Sacks:

TSU: None
NU: Patrick Kabongo 1-9

2002 Game-by-Game

Game 3

Nebraska 44
Utah State 13

Lincoln, Neb.
Sept. 7, 2002

Lincoln, Neb. — Nebraska scored on five of its first six drives to race to a 31-7 second-quarter lead before finishing off Utah State with a 44-13 win in front of 78,176 fans in the 250th consecutive sellout at Memorial Stadium. Quarterback Jammal Lord rushed for two touchdowns and threw for two more scores in the first half to lead NU. Lord finished with 59 yards rushing and 105 yards on 6-of-12 passing. Lord's first touchdown pass was a 23-yard strike to Wilson Thomas to start and finish a one-play drive and give NU a 17-0 lead. On NU's first drive of the second quarter, Lord connected with true freshman tight end Matt Herian with a 33-yard score on the first catch of Herian's career. Lord followed with a pair of scoring runs, including a 28-yarder to give the Huskers a 37-7 halftime lead. Cornerback DeJuan Groce continued his strong play by pulling down two interceptions for the second straight game to earn Big 12 Defensive Player-of-the-Week honors. Place-kicker Josh Brown started NU's scoring with a 44-yard field goal, while Judd Davies and Cory Ross added touchdown runs. Dahrran Diedrick led NU with 93 yards rushing on 16 attempts. Kyle Larson helped Nebraska enjoy nearly a 20-yard field position edge by averaging 57.3 yards per punt, including a career-long 71-yarder.

Scoring Summary

Utah State	7	0	0	6	--	13
Nebraska	17	20	7	0	--	44

First Quarter

NU-Josh Brown 44 FG, 9:18
NU-Judd Davies 1 run (Brown kick), 5:55
NU-Wilson Thomas 23 pass from Jammal Lord (Brown kick), 4:30
USU-Kevin Curtis 26 pass from Jose Fuentes (Dane Kidman kick), 3:19

Second Quarter

NU-Matt Herian 33 pass from Jammal Lord (Brown kick), 14:55
NU-Lord 1 run (Brown kick), 12:22
NU-Lord 28 run (Team kick failed), 4:07

Third Quarter

NU-Cory Ross 13 run (Brown kick), 2:08

Fourth Quarter

USU-Kidman 29 FG, 13:21
USU-Kidman 43 FG, 5:45

Team Statistics

	USU	NU
First downs	19	20
Rushing att.-yards	30-70	54-288
Passes	44-19-3	15-8-0
Passing yards	251	130
Total att.-yards	74-321	69-418



Dahrran Diedrick became the 21st Husker to rush for 2,000 yards in his career, carrying 16 times for 93 yards against Utah State.

Team Statistics

	USU	NU
Returns-yards	7-86	9-148
Sacks by	2-13	6-40
Punts-average	8-40.6	4-57.3
Fumbles-lost	1-0	2-2
Penalties-yards	10-71	3-16
Time of poss.	30:50	29:10

Individual Leaders

Rushing:

USU: James Samuel 9-37-0; Richard Watson 8-25-0; Steve Mullins 1-24-0; David Fiefia 6-24-0; Jose Fuentes 6-(-40)-0

NU: Dahrran Diedrick 16-93-0; Jammal Lord 9-59-2; Josh Davis 7-51-0; Cory Ross 9-42-1; Judd Davies 4-14-1; Wilson Thomas 1-9-0; Marques Simmons 3-7-0; Steve Kriewald 1-6-0; Mike Stuntz 3-5-0; DeAntae Grixby 1-2-0

Passing:

USU: Jose Fuentes 38-16-3, 214, 1 TD; Jeff Crosbie 4-2-0, 32, 0 TD; Travis Cox 1-1-0, 5, 0 TD; Kevin Curtis 1-0-0, 0, 0 TD

NU: Jammal Lord 12-6-0, 105, 2 TD; Mike Stuntz 3-2-0, 25, 0 TD

Receiving:

USU: Kevin Curtis 6-102-1; Jerome Eason 2-27-0; Gary Coleman 2-25-0; James Samuel 2-22-0; Chris Stallworth 1-21-0; Chris Cooley 1-15-0; David Fiefia 1-14-0; Casey Poppinga 1-10-0; Joel Higginson 1-5-0

NU: Wilson Thomas 2-41-1; Ben Cornelsen 2-34-0; Ross Pilkington 2-20-0; Matt Herian 1-33-1; Dahrran Diedrick 1-2-0

Interceptions:

USU: None

NU: DeJuan Groce 2-21-0; Pat Ricketts 1-11-0

Tackles (UT-AT-TT):

USU: Robert Watts 5-4-9; Jesse Busta 5-3-8; Derrek Shank 5-3-8

NU: Scott Shanle 2-5-7; Demorrio Williams 3-3-6; Ryon Bingham 1-5-6

Sacks:

USU: Reggie Wilson 1-4; John Chick 0.5-5; Robert Watts 0.5-4

NU: Chris Kelsay 2-13; Titus Adams 1-8; Barrett Ruud 1-8; LeKevin Smith 1-6; T.J. Hollowell 1-5

Game 4

Penn State 40
Nebraska 7

State College, Pa.
Sept. 14, 2002

State College, Pa. — No. 8/7 Nebraska suffered its first loss of the season with a 40-7 setback to Penn State in front of a Beaver Stadium and Nebraska school-record crowd of 110,753. After a scoreless first quarter, Penn State got on the board first with Larry Johnson's seven-yard touchdown run with 12:45 left in the second quarter. The Huskers responded with an eight-play, 84-yard drive to tie the score with 10:04 left in the first half. After that, it was all Nittany Lions. A pair of Robbie Gould field goals gave PSU a 13-7 halftime lead. The Nittany Lions built the lead to 19-7 with a staggering 16-play, 80-yard drive that ate up 7:10 on the opening drive of the second half. The flood gates opened when Rich Gardner returned an interception 42 yards for a touchdown to give PSU a 26-7 lead just two minutes later. Penn State added another score minutes later on a three-play, 55-yard drive to give it a 33-7 advantage heading into the fourth quarter. Larry Johnson capped a 123-yard rushing performance with his second score of the night. Sophomore quarterback Zack Mills completed 19-of-31 passes for 259 yards, while adding 32 yards rushing to lead the Nittany Lions. He connected with Bryant Johnson on eight receptions for 147 yards, while Jammal Lord provided most of the offense for the Huskers, rushing for 111 yards on 14 carries, while completing 8-of-16 passes for 76 yards. Lord did have three of his passes intercepted in the second half.

Scoring Summary

Nebraska	0	7	0	0	--	7
Penn State	0	13	20	7	--	40

Second Quarter

PSU-Larry Johnson 7 run (Robbie Gould kick), 12:45

NU-Judd Davies 2 run (Josh Brown kick), 10:04

PSU-Gould 20 FG, 5:56

PSU-Gould 33 FG, 1:05

Third Quarter

PSU-Michael Robinson 8 run (pass failed), 7:50

PSU-Rich Gardner 42 interception return (Gould kick), 5:51

PSU-Robinson 11 run (Gould kick), 2:15

Fourth Quarter

PSU-L. Johnson 2 run (Gould kick), 6:19



Pat Ricketts led Nebraska with 10 tackles and two pass breakups in a loss at Penn State in front of a 110,753 fans at Beaver Stadium.

Team Statistics

	NU	PSU
First downs	18	24
Rushing att.-yards	45-252	43-217
Passes	16-8-3	31-19-0
Passing yards	76	259
Total att.-yards	61-328	74-476
Returns-yards	3-39	7-94
Sacks by	1-8	0-0
Punts-average	6-46.8	3-46.3
Fumbles-lost	1-0	0-0
Penalties-yards	7-60	3-20
Time of poss.	27:03	32:57

Individual Leaders

Rushing:

NU: Jammal Lord 14-111-0; Dahrran Diedrick 16-71-0; Cory Ross 7-27-0; Judd Davies 4-21-1; Ross Pilkington 3-14-0; Josh Davis 1-8-0

PSU: Larry Johnson 19-123-2; Michael Robinson 4-56-2; Zack Mills 14-32-0; Sean McHugh 2-6-0; Paul Jefferson 2-3-0

Passing:

NU: Jammal Lord 16-8-3, 76, 0 TD
PSU: Zack Mills 31-19-0, 259, 0 TD

Receiving:

NU: Ross Pilkington 2-29-0; Josh Davis 2-14-0; Aaron Golliday 1-16-0; Cory Ross 1-9-0; Ben Cornelsen 1-5-0; Wilson Thomas 1-3-0

PSU: Bryant Johnson 8-147-0; Larry Johnson 4-35-0; Casey Williams 3-42-0; Tony Johnson 3-32-0; Sean McHugh 1-3-0

Interceptions:

NU: None

PSU: Rich Gardner 1-42-1; Lavon Chisley 1-8-0; Chris Harrell 1-0-0

Tackles (UT-AT-TT):

NU: Pat Ricketts 5-5-10; Jerrell Pippens 5-3-8; Demorrio Williams 2-5-7

PSU: LaMar Stewart 8-0-8; Shawn Mayer 6-2-8; Derek Wake 5-0-5; Rich Gardner 4-1-5

Sacks:

NU: Chris Kelsay 1-8

PSU: None

2002 Game-by-Game

Game 5

Iowa State 36
Nebraska 14

Ames, Iowa
Sept. 28, 2002

Ames, Iowa — True freshman cornerback Fabian Washington intercepted two passes and forced one fumble, but it was not enough to help No. 20/19 Nebraska stop No. 19/21 Iowa State in a 36-14 loss in front of 51,888 fans at Jack Trice Stadium in Ames, Iowa. Washington, making his second career start, intercepted a pair of Seneca Wallace passes in the first half, including one leaping grab in the end zone to thwart an ISU scoring chance late in the second quarter. Despite Washington's big defensive plays, the Cyclones still managed to roll up 412 total yards against the Huskers. Wallace led the Cyclones with 220 passing yards with one score and 50 yards rushing with two more touchdowns. Michael Wagner added a potent threat on the ground with 107 rushing yards on 19 carries to help ISU amass 192 yards rushing on the day. Iowa State converted five NU turnovers, including four fumbles, into 17 points. The Cyclones used the turnovers to build a 19-7 halftime lead. NU's lone highlight came with a 90-yard touchdown pass from Jammal Lord to Ross Pilkington on NU's longest pass play since 1965. The Huskers ran just 19 offensive plays in the first half, compared to 50 plays for the Cyclones, while ISU kept possession for 20:14 in the first half. Despite the offensive struggles, NU trailed just 26-14 and had possession heading into the fourth quarter, but Brandon Brown's interception on the second play of the quarter gave ISU the ball at NU's 8-yard line, and Wallace scored on a seven-yard run two plays later to seal ISU's first victory against the Huskers since 1992.

Scoring Summary

Nebraska	0	7	7	0	--	14
Iowa State	3	16	7	10	--	36

First Quarter

ISU-Adam Benike 23 FG, 8:24

Second Quarter

ISU-Hiawatha Rutland 1 run (Benike kick), 14:57

NU-Ross Pilkington 90 pass from Jammal Lord (Josh Brown kick), 14:34

ISU-Benike 35 FG, 8:15

ISU-Lane Danielsen 3 pass from Seneca Wallace (pass failed), 2:48

Third Quarter

ISU-Wallace 1 run (Benike kick), 10:22

NU-Judd Davies 2 run (Brown kick), 3:28

Fourth Quarter

ISU-Wallace 7 run (Benike kick), 13:21

ISU-Benike 37 FG, 3:58



Fabian Washington intercepted two passes, forced one fumble, had one pass breakup and posted four solo tackles against Iowa State.

Team Statistics	NU	ISU
First downs	10	23
Rushing att.-yards	30-81	52-192
Passes	29-12-1	32-19-2
Passing yards	192	220
Total att.-yards	59-273	84-412
Returns-yards	11-150	5-72
Sacks by	0-0	2-11
Punts-average	5-47.2	2-26.5
Fumbles-lost	5-4	2-1
Penalties-yards	10-75	4-20
Time of poss.	22:29	37:31

Individual Leaders

Rushing:

NU: Dahrran Diedrick 8-28-0; Marques Simmons 1-17-0; Mike Stuntz 4-13-0; Cory Ross 9-42-1; Jammal Lord 11-28-0; Judd Davies 2-5-1

ISU: Michael Wagner 19-107-0; Seneca Wallace 7-50-2; Hiawatha Rutland 21-42-1; Joe Woodley 3-0-0; Team 1(-2)-0; Jammaul Montgomery 1(-5)-0

Passing:

NU: Jammal Lord 10-5-1, 120, 1 TD; Mike Stuntz 18-7-0, 72, 0 TD; Ross Pilkington 1-0-0, 0, 0 TD

ISU: Seneca Wallace 32-19-2, 220, 1 TD

Receiving:

NU: Wilson Thomas 5-49-0; Josh Davis 3-21-0; Cory Ross 2-14-0; Ross Pilkington 1-90-1; Marques Simmons 1-18-0

ISU: Lane Danielsen 9-111-1; Lance Young 4-45-0; Jammaul Montgomery 3-39-0; Jack Whitver 3-25-0

Interceptions:

NU: Fabian Washington 2-6-0

ISU: Brandon Brown 1-29-0

Tackles (UT-AT-TT):

NU: Patrick Kabongo 3-12-15; Pat Ricketts 6-6-12; T.J. Hollowell 3-7-10

ISU: Jordan Carstens 1-7-8; Nick Leaders 4-3-7; Brandon Brown 1-5-6

Sacks:

NU: None

ISU: Nick Leaders 2-11

Game 6

Nebraska 38
McNeese State 14

Lincoln, Neb.
Oct. 5, 2002

Lincoln, Neb. — Jammal Lord raced for a then-school quarterback record 218 yards rushing, while adding a career-high 151 yards passing to set a school record with 369 total offense yards, leading the Huskers to a 38-14 win over McNeese State. Playing before a crowd of 77,192 in the 251st consecutive sellout at Memorial Stadium, Lord reeled off scoring runs of 5, 57 and 56 yards on his way to the 15th-best single-game rushing total in school history. Lord became the first quarterback in NU history to go over 200 yards in a game on the ground, breaking Heisman Trophy winner Eric Crouch's mark of 191 yards at Missouri in 2001 and Tommie Frazier's 199-yard rushing effort against Florida in the 1996 Fiesta Bowl. Lord's 369 yards in total offense also surpassed Crouch's previous record of 360 yards set at Colorado in 2001. Lord added one touchdown pass, a 10-yarder to Troy Hassebroek, to have a hand in four NU scores. For the game, Lord completed 12-of-18 passes, and his effort helped drive an NU offense that churned out a season-high 444 yards on the ground and 595 yards in total offense. True freshman Mark LeFlore added the longest run of the season with his 64-yard touchdown run on his first career carry. LeFlore's high school teammate, true freshman David Horne, also supplied some punch in his first collegiate game, rushing 12 times for 81 yards. Place-kicker Josh Brown continued his strong play, connecting on a 22-yard field goal, while adding five PATs.

Scoring Summary

McNeese State	0	7	0	7	--	14
Nebraska	7	14	0	17	--	38

First Quarter

NU-Jammal Lord 5 run (Josh Brown kick), 6:20

Second Quarter

NU-Lord 57 run (Brown kick), 12:03

NU-Troy Hassebroek 10 pass from Lord (Brown kick), 6:34

MSU-Marcus Turner 43 pass from Ryan Corcoran (John Marino kick), 3:03

Fourth Quarter

NU-Brown 22 FG, 14:52

NU-Mark LeFlore 64 run (Brown kick), 12:33

MSU-Marcus Trahan 1 run (Marino kick), 8:37

NU-Lord 56 run (Brown kick), 7:04



Mark LeFlore raced for a 64-yard touchdown on the first carry of his Nebraska career in a 38-14 win over McNeese State.

Team Statistics	MSU	NU
First downs	21	26
Rushing att.-yards	43-121	52-444
Passes	36-15-0	18-12-1
Passing yards	234	151
Total att.-yards	79-355	70-595
Returns-yards	4-40	4-43
Sacks by	0-0	1-10
Punts-average	7-32.3	2-37.0
Fumbles-lost	0-0	2-0
Penalties-yards	3-15	5-66
Time of poss.	32:49	27:11

Individual Leaders

Rushing:

MSU: Vick King 13-35-0; Marcus Trahan 9-33-1; Jacob Prim 9-21-0; J. Martin 1-14-0; Luke Lawton 5-14-0; B.J. Sams 2-9-0; Scott Pendarvis 2-4-0; Andrew Robin 1-1-0; Michael Allen 1(-10)-0

NU: Jammal Lord 17-218-3; David Horne 12-81-0; Dahrran Diedrick 15-72-0; Mark LeFlore 1-64-1; Marcus Simmons 1-7-0; Mike Stuntz 1-4-0; Cory Ross 1-3-0; DeAntae Grixby 2-2-0; Judd Davies 2-1-0

Passing:

MSU: Scott Pendarvis 21-9-0, 90, 0 TD; Ryan Corcoran 14-6-0, 144, 1 TD; Michael Allen 1-0-0, 0, 0 TD

NU: Jammal Lord 18-12-1, 151, 1 TD

Receiving:

MSU: J. Martin 3-63-0; B.J. Sams 3-43-0; Marcus Turner 2-54-1; Andrew Robin 2-15-0; Britt Brodhead 1-23-0; Vick King 1-15-0; Jeff Hamilton 1-9-0; D. Oustalet 1-7-0; Jacob Prim 1-5-0

NU: Wilson Thomas 4-47-0; Ross Pilkington 3-54-0; Kyle Ringenberg 1-25-0; Jon Bowling 1-16-0; Troy Hassebroek 1-10-1; Ben Cornelien 1-7-0; David Home 1(-8)-0

Interceptions:

MSU: Chris White 1-0-0

NU: None

Tackles (UT-AT-TT):

MSU: Hadley Prince 10-2-12; Achille Fairchild 5-1-6

NU: Scott Shanle 5-5-10; Philip Bland 3-6-9

Sacks:

MSU: None

NU: Scott Shanle 1-10

2002 Game-by-Game

Game 7

Nebraska	24
Missouri	13

Lincoln, Neb.
Oct. 12, 2002

Lincoln, Neb. — The Nebraska offense rolled for 325 yards rushing, while the defense shut down Missouri in the second half in a 24-13 win over the Tigers. Playing in front of a 78,014 fans in the 252nd consecutive sellout at Memorial Stadium, the Huskers stretched their home winning streak to 26 games. Quarterback Jammal Lord led the Huskers in rushing for the sixth time with 98 yards on 17 carries, while freshman David Horne added 88 yards and his first career touchdown on 20 carries in his second collegiate game. While the Huskers pounded away at the Tigers on the ground, Nebraska's defense held Missouri to just 220 total yards. MU entered the game ranked 15th nationally averaging 441.4 yards per game. The Blackshirts frustrated Missouri quarterback Brad Smith all day, holding the freshman phenom to just 34 yards rushing and 123 yards passing. Smith, who ranked sixth nationally averaging 332 yards per game, produced less than half of that total with just 157 total yards on the afternoon. Smith and the Tigers did get off to a good start, rolling up 192 yards in the first half, but Lord's one-yard pass to tight end Aaron Golliday with 43 seconds left in the second quarter gave NU a 14-13 lead at the intermission. In the second half, Missouri never threatened, managing just 28 total yards against the stingy Blackshirts. DeJuan Groce put the exclamation point on the Husker victory with an 89-yard punt return for a touchdown with 7:24 left in the third quarter. It was Groce's third punt return touchdown of the season, tying Johnny Rodgers' school record set in 1971. Groce also won his second Big 12 Special Teams Player-of-the-Week honor of the season and third of his career. He was also the Big 12 Special Teams Player of the Week against Missouri in 2001.

Scoring Summary

Missouri	10	3	0	0	--	13
Nebraska	7	7	7	3	--	24

First Quarter

MU-Zack Abron 1 run (Mike Matheny kick), 12:14

NU-David Horne 5 run (Josh Brown kick), 4:17

MU-Matheny 22 FG, 0:04

Second Quarter

MU-Matheny 44 FG, 9:27

NU-Aaron Golliday 1 pass from Jammal Lord (Brown kick), 0:43



Aaron Golliday hauled in a touchdown pass to help Nebraska defeat Missouri, 24-13, at Memorial Stadium.

Third Quarter

NU-DeJuan Groce 89 punt return (Brown kick), 7:24

Fourth Quarter

NU-Brown 42 FG, 11:39

Team Statistics

	MU	NU
First downs	11	20
Rushing att.-yards	30-97	62-325
Passes	29-14-0	12-4-0
Passing yards	123	34
Total att.-yards	59-220	74-359
Returns-yards	2-29	8-225
Sacks by	2-19	4-14
Punts-average	8-47.8	6-27.2
Fumbles-lost	2-0	2-1
Penalties-yards	7-44	6-66
Time of poss.	27:02	32:58

Individual Leaders

Rushing:

MU: Zack Abron 12-65-1; Brad Smith 17-34-0; TEAM 1(-)-2-0

NU: Jammal Lord 17-98-0; David Horne 20-88-1; Dahrran Diedrick 14-61-0; Judd Davies 3-33-0; Thunder Collins 4-17-0; Cory Ross 1-14-0; Kyle Larson 1-8-0; Steve Kriewald 1-3-0; Marques Simmons 1-3-0

Passing:

MU: Brad Smith 29-14-0, 123, 0 TD;

NU: Jammal Lord 12-4-0, 34, 1 TD

Receiving:

MU: Justin Gage 7-47-0; Darius Outlaw 5-71-0; Sean Coffey 1-6-0; T.J. Leon 1(-)-1-0

NU: Ross Pilkington 1-17-0; Cory Ross 1-13-0; Dahrran Diedrick 1-3-0; Aaron Golliday 1-1-1

Interceptions:

MU: None

NU: None

Tackles (UT-AT-TT):

MU: Brandon Barnes 4-8-12; James Kinney 3-9-12; Sean Doyle 8-3-11

NU: Barrett Ruud 2-5-7; Trevor Johnson 2-5-7

Sacks:

MU: Nick Tarpoff 1-11; Keith Wright 1-8

NU: Demoine Adams 2-4; Lannie Hopkins 1-8; Trevor Johnson 0.5-1; Patrick Kabongo 0.5-0

Game 8

Oklahoma State	24
Nebraska	21

Stillwater, Okla.
Oct. 19, 2002

Stillwater, Okla. — True freshman David Horne erupted for the first 100-yard rushing game of his career, carrying 24 times for 125 yards, but it was not enough to stop Oklahoma State from defeating the Huskers, 24-21. Playing in front of 45,017 fans at Lewis Field in Stillwater, the Cowboys ended Nebraska's 36-game unbeaten streak against OSU, dating back to 1961. Running back Tatum Bell led a balanced Cowboy attack with 182 yards on 33 carries for the seventh-best rushing total by an opposing back in school history. Quarterback Josh Fields completed 17-of-27 passes for 192 yards, including 11 completions for 134 yards to receiver Rashaun Woods. In a close game played in cold and rainy conditions in Stillwater, Nebraska carried a 7-3 halftime lead after Dahrran Diedrick's two-yard scoring run with 8:19 left in the second quarter. The third quarter belonged to the Cowboys, who got a three-yard scoring run from Fields and a five-yard pass from Fields to Woods to give OSU a 17-7 heading into the fourth quarter. The Huskers tried to battle back, as Horne scored his second career touchdown on a two-yard plunge with 8:56 remaining. The Cowboys answered with a 12-yard pass from Fields to John Lewis to take a 24-14 lead with 4:30 left. Jammal Lord marched the Huskers 70 yards on 10 plays, scoring on a one-yard run with 2:06 left. Nebraska's on-side kick attempt failed and OSU ran out the clock to claim the victory.

Scoring Summary

Nebraska	0	7	0	14	--	21
Oklahoma State	0	3	14	7	--	24

Second Quarter

OSU-Luke Phillips 45 FG, 14:51

NU-Dahrran Diedrick 2 run (Josh Brown kick), 8:19

Third Quarter

OSU-Josh Fields 3 run (Phillips kick), 6:43

OSU-Rashaun Woods 5 pass from Fields (Phillips kick), 1:24

Fourth Quarter

NU-David Horne 2 run (Brown kick), 8:56

OSU-John Lewis 12 pass from Fields (Phillips kick), 4:30

NU-Jammal Lord 1 run (Brown kick), 2:06

Team Statistics

	NU	OSU
First downs	18	22
Rushing att.-yards	54-259	42-195



Scott Shanle notched eight tackles to help lead the Blackshirt defense, but it was not enough in a loss at Oklahoma State.

Team Statistics

	NU	OSU
Passes	14-7-0	27-17-0
Passing yards	110	192
Total att.-yards	68-369	69-387
Returns-yards	5-74	2-6
Sacks by	0-0	4-31
Punts-average	6-37.7	5-44.2
Fumbles-lost	2-1	2-1
Penalties-yards	6-55	5-30
Time of poss.	29:39	30:21

Individual Leaders

Rushing:

NU: David Horne 24-125-1; Jammal Lord 18-73-1; Mark LeFlore 1-29-0; Dahrran Diedrick 6-26-1; Judd Davies 5-6-0

OSU: Tatum Bell 33-182-0; Vernand Morency 5-6-0; Greg Jones 1-4-0; Josh Fields 3-3-1

Passing:

NU: Jammal Lord 14-7-0, 110, 0 TD;

OSU: Josh Fields 27-17-0, 192, 2 TD

Receiving:

NU: Ben Cornelsen 2-35-0; Troy Hassebroek 2-19-0; Matt Herian 1-44-0; Ross Pilkington 1-6-0; Jon Bowling 1-6-0

OSU: Rashaun Woods 11-134-1; Mike Denard 2-25-0; Billy Bajema 2-24-0; John Lewis 2-9-1

Interceptions:

NU: None

OSU: None

Tackles (UT-AT-TT):

NU: Philip Bland 7-3-10; Demorrio Williams 4-4-8; Scott Shanle 3-5-8

OSU: Craig Elbert 10-0-10; Kevin Williams 9-1-10; Darrent Williams 7-1-8

Sacks:

NU: None

OSU: Greg Richmond 1-14; Kevin Williams 1-8; Khreem Smith 1-7; Antonio Smith 1-2

2002 Game-by-Game

Game 9

Nebraska 38
Texas A&M 31
College Station, Texas
Oct. 26, 2002

College Station, Texas — Jammal Lord and David Horne each rushed for more than 100 yards to power a resilient Husker running game that rolled for 381 yards, helping the Huskers rebound from a 17-point deficit for a 38-31 win over Texas A&M. Playing in front of 81,054 fans at Kyle Field, NU produced its largest fourth-quarter comeback since the 1977 Liberty Bowl. The Huskers trailed 31-14 after Byron Jones' 66-yard fumble return for a touchdown gave the Aggies what seemed like a commanding lead. But Nebraska responded by rolling 68 yards in just three rushing plays capped by Horne's 21-yard touchdown run to cut the lead to 31-21 heading into the fourth quarter. Horne added another score to cap an 81-yard drive with 13:20 left, before powering his way for his fourth touchdown with 11:01 left to give Nebraska a 35-31 lead. Josh Brown added a field goal to boost the NU lead to 38-31. The Aggies tried to mount a comeback of their own, driving to the NU 9-yard line, but Philip Bland closed the book on Texas A&M with a diving interception in the endzone with 2:23 left to seal the victory and give the Huskers their fifth consecutive win in the state of Texas. Lord finished the night with 159 yards on an NU quarterback record 30 carries, while Horne added 128 yards on 24 carries. Dahrran Diedrick added a strong performance with 85 yards and a touchdown on 15 carries. Pat Ricketts led a stingy Blackshirt defense with 11 tackles and an interception, while Bland and Demorrio Williams contributed nine tackles apiece.

Scoring Summary

Nebraska 7 7 7 17 -- 38
Texas A&M 14 7 10 0 -- 31

First Quarter

NU-Dahrran Diedrick 12 run (Josh Brown kick), 12:09

A&M-Terrence Thomas 12 blocked punt return (Todd Pegram kick), 2:25

A&M-Joe Weber 9 pass from Dustin Long (Pegram kick), 0:49

Second Quarter

NU-David Horne 2 run (Brown kick), 7:44

A&M-Greg Porter 2 pass from Long (Pegram kick), 0:16

Third Quarter

A&M-Pegram 33 FG, 11:08

A&M-Byron Jones 66 fumble return (Pegram kick), 7:43



David Horne rushed for 128 yards and four touchdowns in Nebraska's 38-31 come-from-behind win at Texas A&M.

NU-Horne 21 run (Brown kick), 6:39
Fourth Quarter
NU-Horne 11 run (Brown kick), 13:20
NU-Horne 6 run (Brown kick), 11:01
NU-Brown 42 FG, 5:59

Team Statistics	NU	A&M
First downs	28	15
Rushing att.-yards	73-381	24-53
Passes	12-7-0	37-20-2
Passing yards	116	269
Total att.-yards	85-497	61-322
Returns-yards	10-149	5-106
Sacks by	2-18	0-0
Punts-average	3-33.7	5-33.0
Fumbles-lost	4-2	0-0
Penalties-yards	7-65	6-38
Time of poss.	33:50	26:10

Individual Leaders

Rushing:

NU: Jammal Lord 30-159-0; David Horne 24-128-4; Dahrran Diedrick 15-85-1; Judd Davies 3-14-0; Team 1-(-5)-0

A&M: Bethel Johnson 1-17-0; Derek Farmer 9-16-0; Dustin Long 7-13-0; Joe Weber 1-6-0; Oschlör Flemming 2-1-0

Passing:

NU: Jammal Lord 12-7-0, 116, 0 TD
A&M: Dustin Long 37-20-2, 269, 2 TD

Receiving:

NU: Wilson Thomas 4-59-0; Ross Pilkington 2-52-0; Mark LeFlore 1-5-0

A&M: Terrence Murphy 5-75-0; Greg Porter 4-59-1; Jamaar Taylor 3-59-0; Joe Weber 3-37-1; Bethel Johnson 3-28-0; Keith Joseph 1-8-0; Oschlör Flemming 1-3-0

Interceptions:

NU: Pat Ricketts 1-(-6)-0; Philip Bland 1-0-0

A&M: None

Tackles (UT-AT-TT):

NU: Pat Ricketts 5-6-11; Philip Bland 3-6-9; Demorrio Williams 3-6-9

A&M: Jaxson Appel 4-9-13; Brian Gamble 1-12-13; Linnis Smith 2-9-11

Sacks:

NU: Demorrio Williams 1-15; Ryon Bingham 0.5-2; Justin Smith 0.5-1

A&M: None

Game 10

Texas 27
Nebraska 24
Lincoln, Neb.
Nov. 2, 2002

Lincoln, Neb. — Jammal Lord broke his own Nebraska quarterback rushing record by rolling for 234 yards on 23 carries, but Nathan Vasher's interception of a Lord pass at the Texas 1-yard line with 10 seconds left ended NU's upset hopes in a 27-24 loss to the No. 7 Longhorns. Texas ended the Huskers' 26-game home winning streak in front of a school-record crowd of 78,268 at Memorial Stadium. Vasher's second interception of the game squelched any Husker attempt to tie or win the game after DeJuan Groce put Nebraska on the doorstep with a 44-yard punt return to the Texas 16-yard line with 34 seconds left. After Lord was held to no gain on first down, the Huskers were forced to kill the clock with a pass on second down because they had spent all of their timeouts. On third down, Lord tried to find Mark LeFlore along the East sideline but Vasher managed to drag a foot inbounds for a leaping interception. The play sealed UT's second straight win at Memorial Stadium and spoiled an outstanding individual effort by Lord, who tied Roger Craig's 234-yard performance against Florida State in 1981 for the 10th-best single-game rushing total in school history. Lord also completed 7-of-14 passes with two touchdowns, a two-yard pass to Jon Bowling and a 60-yard strike to Matt Herian. Chris Simms, Roy Williams and Ivan Williams all had career days for the Longhorns. Simms completed 29-of-47 passes for 419 yards, while Roy Williams had 13 catches for 161 yards and two scores, and Ivan Williams had six grabs for 111 yards.

Scoring Summary

Texas 3 3 14 7 -- 27
Nebraska 3 0 7 14 -- 24

First Quarter

NU-Josh Brown 48 FG, 10:46

UT-Dusty Mangum 25 FG, 0:17

Second Quarter

UT-Mangum 41 FG, 13:22

Third Quarter

NU-Jon Bowling 2 pass from Jammal Lord (Brown kick), 12:03

UT-Roy Williams 16 pass from Chris Simms (Mangum kick), 10:21

UT-Roy Williams 2 pass from Simms (Mangum kick), 0:49

Fourth Quarter

NU-Matt Herian 60 pass from Lord (Brown kick), 14:31

UT-Cedric Benson 3 run (Mangum kick), 3:24



Jammal Lord set an NU quarterback record with 234 yards rushing in the 27-24 loss to Texas.

NU-Dahrran Diedrick 2 run (Brown kick), 2:34

Team Statistics

	UT	NU
First downs	27	17
Rushing att.-yards	36-79	47-320
Passes	47-29-1	16-7-2
Passing yards	419	98
Total att.-yards	83-498	63-418
Returns-yards	7-68	7-163
Sacks by	2-14	3-24
Punts-average	6-37.3	4-45.5
Fumbles-lost	0-0	1-0
Penalties-yards	12-91	6-55
Time of poss.	35:24	24:36

Individual Leaders

Rushing:

UT: Cedric Benson 28-86-1; Ivan Williams 1-1-0; Chris Simms 7-(-8)-0

NU: Jammal Lord 23-234-0; Dahrran Diedrick 11-52-1; Josh Davis 2-33-0; David Horne 7-12-0; Steve Kriewald 1-3-0; DeAntae Grixby 1-1-0; Team 1-(-7)-0; Mark LeFlore 1-(-8)-0

Passing:

UT: Chris Simms 47-29-1, 419, 2 TD
NU: Jammal Lord 14-7-2, 98, 2 TD;

TEAM 2-0-0, 0, 0 TD

Receiving:

UT: Roy Williams 13-161-2; Ivan Williams 6-111-0; Tony Jeffery 3-35-0; Brock Edwards 2-63-0; B.J. Johnson 2-28-0; Brett Robin 2-20-0; Cedric Benson 1-1-0

NU: Mark LeFlore 2-9-0; Matt Herian 1-60-1; David Horne 1-11-0; Ross Pilkington 1-9-0; Josh Davis 1-7-0; Jon Bowling 1-2-1

Interceptions:

UT: Nathan Vasher 2-15-0

NU: Josh Bullocks 1-19-0

Tackles (UT-AT-TT):

UT: Reed Boyd 4-6-10; Rodrigue Wright 4-5-9; Derrick Johnson 6-2-8

NU: DeJuan Groce 12-3-15; Barrett Ruud 4-8-12

Sacks:

UT: Cory Redding 1-9; Rodrigue Wright 1-5

NU: Barrett Ruud 1-9; Jon Clanton 1-8; Ryon Bingham 1-7

2002 Game-by-Game

Game 11

Nebraska 45
Kansas 7

Lincoln, Neb.
Nov. 9, 2002

Lincoln, Neb. — Nebraska used big plays in all phases of the game to roll to a 45-7 win over Kansas in front of 77,351 fans in its 34th straight Homecoming victory. With the win, the Huskers clinched their 41st consecutive non-losing season and became bowl eligible for the 34th straight season. Nebraska got off to a fast start with Dahrran Diedrick's career-long 53-yard touchdown run to take a 7-0 lead less than four minutes into the contest. After KU answered with a 50-yard scoring strike from Jonas Weatherbie to Byron Gasaway to tie the score, David Horne unleashed back-to-back 30-yard runs, with the second one going to the end zone for a 14-7 lead. Nebraska never looked back in its 34th straight win over the Jayhawks. Jammal Lord, who became the third NU quarterback and just the 18th in NCAA history to rush and pass for 1,000 yards in the same season, found Wilson Thomas with a 27-yard scoring strike early in the second quarter and a 12-yard scoring pass to Aaron Golliday in the quarter before taking the rest of the day off. The Husker special teams joined in the scoring, as Lannie Hopkins blocked his second punt of the game, which Aaron Terpening returned 30 yards for his first career score. The Nebraska defense took care of the rest, forcing three turnovers and holding Kansas to just 224 total yards and just 71 yards on the ground. Fabian Washington led the Blackshirts with his fourth interception of the year to set a school freshman record. A season-high 111 Huskers played in the game.

Scoring Summary

Kansas	7	0	0	0	--	7
Nebraska	14	10	21	0	--	45

First Quarter

NU-Dahrran Diedrick 53 run (Josh Brown kick), 11:09

KU-Byron Gasaway 50 pass from Jonas Weatherbie (Johnny Beck kick), 10:20

NU-David Horne 30 run (Brown kick), 6:40

Second Quarter

NU-Wilson Thomas 27 pass from Jammal Lord (Brown kick), 9:13

NU-Brown 27 FG, 3:26

Third Quarter

NU-Aaron Golliday 12 pass from Jammal Lord (Brown kick), 13:03

NU-Aaron Terpening 30 blocked punt return (Brown kick), 11:52

NU-Josh Davis 4 run (Brown kick), 3:56



Troy Hassebroek became the first Nebraska football player to be honored as Homecoming king since the award began in 1975.

Team Statistics	KU	NU
First downs	12	19
Rushing att.-yards	36-71	56-352
Passes	31-10-2	5-15-1
Passing yards	153	62
Total att.-yards	67-224	71-414
Returns-yards	3-11	10-150
Sacks by	2-21	1-9
Punts-average	10-37.9	6-50.2
Fumbles-lost	6-1	2-0
Penalties-yards	6-54	7-60
Time of poss.	28:40	31:20

Individual Leaders

Rushing:

KU: Clark Green 15-47-0; Jon Weatherbie 2-16-0; Greg Heaggans 2-11-0; Haro McClendon 1-7-0; Austi Nwabuisi 1-3-0; Curtis Ansel 1-0-0; Brian Luke 8-(-11)-0

NU: David Horne 9-122-1; Dahrran Diedrick 12-107-1; Jammal Lord 13-74-0; Josh Davis 8-29-1; Cory Ross 5-17-0; Marques Simmons 4-13-0; Zach Giesselmann 1-1-0; Mark LeFlore 1-(-5)-0; Mike Stuntz 3-(-6)-0

Passing:

KU: Brian Luke 22-7-2, 79, 0 TD; Jonas Weatherbie 9-3-0, 74, 1 TD

NU: Jammal Lord 10-4-1, 59, 2 TD; Mike Stuntz 3-1-0, 3, 0 TD; Dahrran Diedrick 1-0-0, 0, 0 TD; Joe Chrisman 1-0-0, 0, 0 TD

Receiving:

KU: Byron Gasaway 4-79-1; Clark Green 3-41-0; Mark Simmons 1-14-0; Barry Goodrich 1-12-0; Derick Mills 1-7-0

NU: Wilson Thomas 2-40-1; Aaron Golliday 1-12-1; Josh Davis 1-7-0; Mark LeFlore 1-3-0

Interceptions:

KU: David McMillan 1-4-0

NU: Fabian Washington 1-0-0; Delrick Williams 1-34-0

Tackles (UT-AT-TT):

KU: Greg Cole 8-1-9; Johnny McCoy 5-4-9; Nick Reid 4-4-8

NU: Justin Smith 2-7-9; Trevor Johnson 4-3-7

Sacks:

KU: Nick Reid 2-21

NU: Titus Adams 1-9

Game 12

Kansas State 49
Nebraska 13

Manhattan, Kan.
Nov. 16, 2002

Manhattan, Kan. — Kansas State quarterback Ell Roberson produced the one of the top rushing performances by an opponent in Husker history to lead No. 11 Kansas State to a 49-13 victory over Nebraska in front of 52,221 fans at Wagner Field in Manhattan. Roberson rushed for 228 yards and three touchdowns on 29 carries for the third-highest yardage total in history against NU. He also raced for the second-longest run by an opponent in the Husker record books with his 91-yard burst in the first quarter to give the Wildcats a 14-0 lead. Darren Sproles added 155 yards and three scores, including a 70-yard touchdown run, to help the Wildcats rush for 415 yards. KSU's rushing mark was the ninth-highest total by the opposition in NU history. Despite Kansas State's big rushing numbers, Nebraska was still in position to win the game in the third quarter. Trailing 21-6 at the half, the Huskers narrowed the gap early in the third when Scott Shanle sacked Roberson and forced a fumble recovered by Trevor Johnson to give NU the ball at the KSU 35. Jammal Lord scored on a 35-yard run on the next play to cut KSU's lead to 21-13. Two plays later, Ryon Bingham forced a fumble by Sproles that was recovered by Josh Bullocks at Kansas State's 24. Nebraska drove to the KSU 11, but could not punch the ball in the end zone. Josh Brown missed a 28-yard field goal off the right upright, as NU came away empty handed. KSU marched 80 yards in seven plays and never looked back, scoring 28 unanswered points to close the game to hand NU its third-straight loss in Manhattan.

Scoring Summary

Nebraska	0	6	7	0	--	13
Kansas State	14	7	7	21	--	49

First Quarter

KSU-Ell Roberson 1 run (Joe Rheem kick), 10:05

KSU-Roberson 91 run (Rheem kick), 2:27

Second Quarter

NU-Josh Brown 27 FG, 10:53

KSU-Jerad Johnson 17 blocked punt return (Rheem kick), 5:05

NU-Brown 48 FG


Third Quarter

NU-Jammal Lord 35 run (Brown kick), 12:53

KSU-Darren Sproles 8 run (Rheem kick), 7:15

Fourth Quarter

KSU-Roberson 25 run (Rheem kick),



Chris Kelsay led the Huskers with 11 tackles in his return to action after missing five games with a hamstring injury.

12:45

KSU-Sproles 12 run (Rheem kick), 5:04

KSU-Sproles 70 run (Rheem kick), 2:11

Team Statistics

	NU	KSU
First downs	15	24
Rushing att.-yards	40-97	57-415
Passes	25-9-0	8-4-0
Passing yards	134	92
Total att.-yards	65-231	65-507
Returns-yards	10-213	3-30
Sacks by	4-16	5-36
Punts-average	9-35.9	4-41.0
Fumbles-lost	1-0	3-3
Penalties-yards	10-94	13-104
Time of poss.	27:30	32:30

Individual Leaders

Rushing:

NU: Jammal Lord 21-47-1; David Horne 9-23-0; Dahrran Diedrick 7-14-0; Judd Davies 3-13-0

KSU: Ell Roberson 29-228-3; Darren Sproles 21-155-3; Victor Mann 5-19-0; Travis Wilson 1-16-0; Team 1-(-3)-0

Passing:

NU: Jammal Lord 25-9-0, 134, 0 TD

KSU: Ell Roberson 8-4-0, 92, 0 TD

Receiving:

NU: Wilson Thomas 2-41-0; Troy Hassebroek 2-27-0; Ben Cornelsen 2-25-0; Matt Herian 1-28-0; Mark LeFlore 1-9-0; David Horne 1-4-0

KSU: James Terry 1-42-0; Thomas Hill 1-23-0; Taco Wallace 1-16-0; Derrick Evans 1-11-0

Interceptions:

NU: None

KSU: None

Tackles (UT-AT-TT):

NU: Chris Kelsay 5-6-11; Ryon Bingham 4-6-10; Barrett Ruud 3-6-9

KSU: Terence Newman 6-4-10; Tank Reese 4-3-7; Rashad Washington 4-3-7

Sacks:

NU: Trevor Johnson 1-5; Scott Shanle 1-5; Demoin Adams 1-4; Chris Kelsay 1-2

KSU: Bryan Hickman 1-13; Melvin Williams 1-6; Henry Bryan 1-6; Maurice Thurmond 1-2; Tank Reese 0.5-5; Andrew Shull 0.5-4

2002 Game-by-Game

Game 13

Colorado 28
Nebraska 13

Lincoln, Neb.
Nov. 29, 2002

Lincoln, Neb. — Nebraska owned a 13-7 lead early in the third quarter, but was unable to hang on, as No. 13 Colorado ran off 21 unanswered points for a 28-13 victory over the Huskers in front of 77,804 fans at Memorial Stadium. The Huskers held a 10-7 advantage at halftime thanks to an 80-yard touchdown strike from Jammal Lord to Matt Herian early in the second quarter and place-kicker Dale Endorf's 33-yard field goal. Endorf, who replaced first-team All-Big 12 kicker Josh Brown because of a suspension, kicked the first two field goals of his collegiate career, the second covering a team season-long 49 yards on Nebraska's opening possession of the second half to boost the Huskers. Herian hauled in two catches for 95 yards for a career-best in both categories. But it wasn't enough as the Buffaloes pounded their way for 253 yards on the ground, led by Brian Calhoun's 137 yards and Bobby Purify's 62 yards, in the absence of CU starter Chris Brown, who sat out with a bruised sternum. The Buffalo defense held NU to just 83 yards in the second half, while Colorado put up 204 yards, including 197 rushing yards after halftime. Dahrran Diedrick led Nebraska's ground attack with 96 yards, while fullback Judd Davies added a season-high 59 yards. Colorado was able to convert a pair of Husker turnovers into touchdowns, including a first-half interception by Lord and a fourth-quarter fumble by I-back David Horne. Lord finished the day with 53 yards rushing, while completing 6-of-17 passes for 119 yards.

Scoring Summary

Colorado	7	0	14	7	--	28
Nebraska	0	10	3	0	--	13

First Quarter

CU-Derek McCoy 40 pass from Robert Hodge (Patrick Brougham kick), 4:56

Second Quarter

NU-Matt Herian 80 pass from Jammal Lord (Dale Endorf kick), 11:52

NU-Endorf 33 FG, 1:50

Third Quarter


NU-Endorf 49 FG, 13:36

CU-Bobby Purify 2 run (Brougham kick), 7:25

CU-Brandon Drumm 1 run (Brougham kick), 3:23

Fourth Quarter

CU-Drumm 16 run (Brougham kick), 2:14



Dale Endorf connected on field goals of 33 and 49 yards and converted his only PAT kick in his Nebraska debut.

Team Statistics	CU	NU
First downs	21	18
Rushing att.-yards	53-253	46-215
Passes	23-12-0	17-6-1
Passing yards	122	119
Total att.-yards	76-375	63-334
Returns-yards	5-85	5-88
Sacks by	3-19	1-7
Punts-average	7-48.6	7-42.3
Fumbles-lost	3-1	3-1
Penalties-yards	6-58	3-35
Time of poss.	33:05	26:55

Individual Leaders

Rushing:

CU: Brian Calhoun 20-137-0; Bobby Purify 17-62-1; Brandon Drumm 4-33-2; Robert Hodge 7-17-0; Marcus Houston 3-6-0; TEAM 2-(-2)-0

NU: Dahrran Diedrick 13-96-0; Judd Davies 5-59-0; Jammal Lord 21-53-0; Horne 7-7-0

Passing:

CU: Robert Hodge 23-12-0, 122, 1 TD

NU: Jammal Lord 17-6-1, 119, 1 TD

Receiving:

CU: Derek McCoy 6-71-1; John Donahoe 2-16-0; Brandon Drumm 2-14-0; D.J. Hackett 1-11-0; Beau Williams 1-10-0

NU: Matt Herian 2-95-1; Kyle Ringenberg 1-15-0; Josh Davis 1-6-0; Dahrran Diedrick 1-3-0; David Horne 1-0-0

Interceptions:

CU: Phil Jackson 1-0-0

NU: None

Tackles (UT-AT-TT):

CU: Drew Wahlroos 3-7-10; Marques Harris 5-4-9; Donald Strickland 3-4-7; Tyler Brayton 2-5-7

NU: Philip Bland 8-5-13; Demorrio Williams 8-5-13; Barrett Ruud 6-4-10

Sacks:

CU: Kory Mossoni 1-10; Gabe Nyenhuis 1-5; Marques Harris 1-4

NU: Lannie Hopkins 1-7

A Tribute to Nebraska All-American Jake Young

Jake Young, a former All-American football player at Nebraska, was one of the nearly 200 people killed in a bomb attack in Bali, Indonesia, on Oct. 12, 2002.

The 34-year-old center on Coach Tom Osborne's team in the late 1980s was in Bali competing in a rugby tournament with his Hong Kong Football Club teammates. Young was scheduled to move back to Kansas City after working for the law firm of Clifford Chance in Hong Kong, the last two years.

Young's wife, Laura, and their 2-year-old son Wilson had already returned to the United States to move into their new home in Kansas City, Mo., where Jake was to begin work as a lawyer for Dickinson Financial Corp. on Oct. 16. Unfortunately, he never made it back home.

Young was well-loved by his Nebraska teammates and coaches, including offensive line coach Milt Tenopir.

"Jake was the most intense player that I have ever coached," Tenopir said. "His zest for the game was infectious for all his teammates. The relationship that Jake and I shared was more of a father-son type, than coach-player. We will all be better people because of Jake, and we will miss him greatly."

Nebraska head coach Frank Solich agreed.

"We feel great sorrow for Jake's family," Solich said. "He was an outstanding person and father. He had great character, was an excellent student and one of the best Husker centers of all time."

Young was a GTE/CoSIDA Academic All-American, while earning four letters from 1986 to 1989. He graduated with a degree in finance in 1989. As a senior, Young was a Lombardi semifinalist and earned the coveted NCAA Top Six Award. He was the third Husker center in the Tom Osborne era to be a two-time first-team All-American. A three-year starter, Young helped Nebraska to NCAA rushing titles in 1988 and 1989.


Young made the varsity team in his first week on campus and played guard for both the freshman and varsity teams in 1986. He was the first true freshman to letter on the offensive line since freshman eligibility was restored in 1972. He was inducted into the Nebraska Football Hall of Fame in 2000 and was a frequent visitor to his alma mater.

Young had worked for two Kansas City law firms from 1993 to 2000 following his graduation from law school at Nebraska in 1994. He then joined the Clifford Chance law firm in Hong Kong, where he practiced international law. He was a member of the Missouri and New York bars. He also served on the board of directors of the UNL Alumni Association.

The son of Jake Sr., and Barbara Young of Midland, Texas, Jake was an all-state offensive guard at Midland Lee High School for Coach Jack Tayrien. Jake has one sister, Erin Hoffman of Houston.

The Nebraska football team has chosen to honor Young's memory by wearing "Jake" stickers on their helmets throughout the season.

Young's family, working through the University of Nebraska Foundation and the NU Athletic Department have also established an endowed scholarship in Jake's honor to help future student-athletes. To contribute to the Jake Young Award, send contributions to 1111 Lincoln Mall, Lincoln, NE, 68508. To contribute to the Jake Young Memorial Fund, send contributions c/o Bank Midwest to 1100 Main St., Suite 215, Kansas City, MO, 64015.



2002 Nebraska Statistics

Team Results: 7-6/3-5 in Big 12 Conference

Date	Opponent	Site	Television	Attendance	Time/Result	Gametime AP	Current AP
						NU/Opp.	NU/Opp.
Aug. 24	Arizona State (BCA)	Lincoln, Neb.	ESPN	77,779	W, 48-10	10/	
Aug. 31	Troy State	Lincoln, Neb.	FOXSports.com	77,831	W, 31-16	9/	
Sept. 7	Utah State	Lincoln, Neb.	FOXSports.com	78,176	W, 44-13	9//	
Sept. 14	at Penn State	University Park, Pa.	ABC	110,753	L, 7-40	8/	/10
Sept. 28	at Iowa State	Ames, Iowa	ABC	51,888	L, 14-36	20/19	
Oct. 5	McNeese State	Lincoln, Neb.	FOXSports.com	77,192	W, 38-14	/	
Oct. 12	Missouri	Lincoln, Neb.	FOX PPV	78,014	W, 24-13	/	
Oct. 19	at Oklahoma State	Stillwater, Okla.	FSN Regional	45,017	L, 21-24	/	
Oct. 26	at Texas A&M	College Station, Texas	TBS	81,054	W, 38-31	/	
Nov. 2	Texas	Lincoln, Neb.	FSN Regional	78,268	L, 24-27	/7	/9
Nov. 9	Kansas (Homecoming)	Lincoln, Neb.		77,351	W, 45-7	/	
Nov. 16	at Kansas State	Manhattan, Kan.	FSN Regional	52,221	L, 13-49	/11	/6
Nov. 29	Colorado	Lincoln, Neb.	ABC	77,804	L, 13-28	/13	/14

Score by Quarters

Team	1st/Avg.	2nd/Avg.	3rd/Avg.	4th/Avg.	OT	Total/Avg.
Nebraska	65/5.0	109/8.4	94/7.2	92/7.1	0/0.0	360/27.7
Opponents	68/5.2	62/4.8	100/7.7	78/6.0	0/0.0	308/23.7

2002 Team Statistics

Total First Downs	245	252	Fumble Returns	1	3
By Rush	170	116	Yards	0	69
By Pass	59	118	Touchdowns	0	1
By Penalty	16	18	Fumbles-Lost	30/12	22/8
Total Offense	4,865	4,702	Total Turnovers	22	21
Average Per Game	374.2	361.7	3rd Down Conversions	69/188	75/202
Total Plays	890	932	Conversion Percentage	36.7%	37.1%
Average Per Play	5.5	5.0	4th Down Conversions	9/21	7/15
Rushing	3,496	2,001	Conversion Percentage	42.9%	46.7%
Yards gained rushing	3,929	2,366	Misc. Yards	0	69
Yards lost rushing	433	365	Penalties-Yards	79/714	84/635
Rushing Attempts	672	517	Average Per Game	6.1/54.9	6.5/48.8
Average Per Rush	5.2	3.9	Sacks By/Yards Lost	28/202	25/181
Average Per Game	268.9	153.9	Time of Possession/Game	29:09	30:51
TDs Rushing	29	23	Touchdowns	46	38
Passing Yardage	1,369	2,701	By Rush	29	23
Average Per Game	105.3	207.8	By Pass	11	11
Average Per Pass	6.3	6.5	By Return	6	4
Average Per Catch	14.0	13.1	PAT Kicks Made/Attempts	45/46	35/36
Attempts	218	415	PAT Run-Pass Made/Attempts	0/0	0/2
Completions	98	206	Field Goals Made/Attempts	13/17	15/19
Interceptions	10	13	Safeties	0	0
Touchdowns	11	11	Season Attendance	833,323 (75,757 average)	
NCAA Rating	105.18	106.79	Home	622,415 (77,802 average)	
Interceptions By	13	10	Away	340,933 (68,187 average)	
Yards	119	115			
Average	9.2	11.5			
Touchdowns	1	1			
Punting Average	41.9	39.0			
Number of Punts	69	83			
Yards	2,893	3,234			
Had Blocked	2	5			
Net Average	38.0	30.2			
Punt Returns	43	28			
Yards	728	268			
Average	16.9	9.6			
Touchdowns	5	2			
Kickoff Returns	43	22			
Yards	966	410			
Average	22.5	18.6			
Touchdowns	0	0			



Nebraska owns an NCAA-record 255 consecutive sellouts at Memorial Stadium in Lincoln, including a school-record 78,268 fans that watched the Huskers take on Texas on Nov. 2, 2002.

Nebraska Starters Game-By-Game

Husker Offense

Opponent	SE	LT	LG	C	RG	RT	TE	QB	FB	IB	WB	PK
Arizona State	Thomas	Incognito	Erickson	Garrison	Cody	Vili Waldrop	Golliday	Lord	Davies	Diedrick	Hassebroek	Brown
Troy State	Klem	Incognito	Erickson	Garrison	Cody	Vili Waldrop	Golliday	Lord	Davies	Diedrick	Bowling^	Brown
Utah State	Thomas	Incognito	Erickson	Garrison	Cody	Vili Waldrop	Golliday	Lord	Davies	Diedrick	Klem	Brown
Penn State	Thomas	Incognito	Erickson	Garrison	Cody	Vili Waldrop	Golliday	Lord	Davies	Diedrick	Hassebroek	Brown
Iowa State	Bowling^	Povendo	Erickson	Garrison	Cody	Vili Waldrop	Golliday	Lord	Davies	Diedrick	Kriewald^	Brown
McNeese St.	Thomas	Incognito	Erickson	Garrison	Cody	Vili Waldrop	Golliday	Lord	Davies	Diedrick	Hassebroek	Brown
Missouri	Thomas	Incognito	Erickson	Garrison	Cody	Vili Waldrop	Klem#	Lord	Ross#	Davis#	Hassebroek	Brown
Oklahoma St.	Thomas	Incognito	Erickson	Garrison	Cody	Vili Waldrop	LeFlore*	Lord	Davies	Diedrick	Klem	Brown
Texas A&M	Thomas	Incognito	Erickson	Garrison	Cody	Vili Waldrop	Golliday	Lord	Davies	Diedrick	Bowling^	Brown
Texas	Thomas	Incognito	Erickson	Garrison	Cody	Vili Waldrop	Golliday	Lord	Davies	Diedrick	Bowling^	Brown
Kansas	Thomas	Incognito	Erickson	Garrison	Cody	Vili Waldrop	Golliday	Lord	Davies	Diedrick	Hassebroek	Brown
Kansas State	Thomas	Incognito	Erickson	Garrison	Cody	Vili Waldrop	Golliday	Lord	Klem*	Diedrick	Hassebroek	Brown
Colorado	Thomas	Incognito	Erickson	Garrison	Cody	Vili Waldrop	Golliday	Lord	Davies	Diedrick	Hassebroek	Endorf

* - NU opened in three wideouts formation; ^ - NU opened in two tight end, full house backfield formation; # - NU opened in double wing formation

Husker Defense

Opponent	LR	NT	DT	RR	SLB	MLB	WLB	LCB	FS	ROV	RCB	P
Arizona State	Kelsay	Bingham	Clanton	D. Adams	Shanle	Ruud	Siegel*	Ricketts	Bland	McPherson	Groce	Larson
Troy State	Kelsay	Bingham	Clanton	D. Adams	Washington*	Ruud	Williams	Ricketts	Bland	McPherson	Groce	Larson
Utah State	Kelsay	Bingham	Clanton	D. Adams	Shanle	Ruud	Williams	Ricketts	Bland	Terpening	Groce	Larson
Penn State	Kelsay	Bingham	Clanton	D. Adams	Shanle	Ruud	Williams	Ricketts	Bland	Terpening	Groce	Larson
Iowa State	Kelsay	Bingham	Clanton	D. Adams	Washington*	Ruud	Williams	Ricketts	Bland	McPherson	Groce	Larson
McNeese St.	Kelsay	Bingham	Kabongo	T. Johnson	Shanle	Ruud	Williams	Washington	Bland	D. Bullocks	Groce	Larson
Missouri	T. Johnson	Bingham	Kabongo	D. Adams	Ricketts*	Ruud	Williams	Washington	Bland	McPherson	Groce	Larson
Oklahoma St.	T. Johnson	Bingham	Kabongo	D. Adams	Shanle	Ruud	Williams	Washington	J. Bullocks	Bland	Groce	Larson
Texas A&M	J. Smith	Bingham	Kabongo	T. Johnson	Shanle	Ruud	Williams	Washington	J. Bullocks	Bland	Groce	Larson
Texas	T. Johnson	Bingham	Kabongo	D. Adams	Shanle	Ruud	Williams	Washington	J. Bullocks	Bland	Groce	Larson
Kansas	J. Smith	Bingham	Kabongo	T. Johnson	Shanle	Ruud	Hollowell	Washington	Ricketts	Bland	Groce	Larson
Kansas State	Kelsay	Bingham	Kabongo	T. Johnson	Shanle	Ruud	Hollowell	Washington	Ricketts	Bland	Groce	Larson
Colorado	Kelsay	Bingham	Clanton	T. Johnson	Shanle	Ruud	Williams	Washington	J. Bullocks	Bland	Groce	Larson

* - NU opened the game in the nickel package.

Individual Statistics

Rushing (*-indicates touchdown scored)

Name	G/GS	Att.	Gain	Loss	Net	Avg. Play	Avg. Game	LP	TD
Lord, Jammal	13/13	234	1,612	283	1,329	5.7	102.2	57* (McNeese St.)	8
Diedrick, Dahrran	13/12	166	886	47	839	5.1	64.5	53* (Kansas)	6
Horne, David	8/0	112	619	33	586	5.2	73.2	30* (3 times)	7
Ross, Cory	12/1	35	188	4	184	5.3	15.3	34* (Arizona State)	2
Davies, Judd	13/12	37	179	1	178	4.8	13.7	23 (Colorado)	4
Davis, Josh	12/1	23	152	1	151	6.6	12.6	28 (Utah State)	1
LeFlore, Mark	12/1	4	93	13	80	20.0	6.7	64* (McNeese St.)	1
Simmons, Marques	12/0	13	57	1	56	4.3	4.7	13 (Iowa State)	0
Collins, Thunder	3/0	14	42	3	39	2.8	13.0	9 (Missouri)	0
Kriewald, Steve	13/1	6	19	0	19	3.2	1.5	6 (Utah State)	0
Stuntz, Mike	6/0	14	41	28	13	0.9	2.2	11 (Iowa State)	0
Thomas, Wilson	13/11	1	9	0	9	9.0	0.7	9 (Utah State)	0
Grixby, DeAntae	10/0	5	9	0	9	1.8	0.9	4 (Arizona State)	0
Larson, Kyle	13/13	1	8	0	8	8.0	0.6	8 (Missouri)	0
Pilkington, Ross	13/0	4	14	7	7	1.8	0.5	11 (Penn State)	0
Giesselmann, Zach	1/0	1	1	0	1	1.0	1.0	1 (Kansas)	0
Total	13	672	3,929	433	3,496	5.2	268.9	64* (McNeese St.)	29
Opponents	13	517	2,366	365	2,001	3.9	153.9	91* (Kansas State)	23

Passing

Name	G/GS	Att.	Comp.	Pct.	Yds.	Avg./Att.	Avg./Game	Int.	Int.	LP	TD	Pct.	NCAA Rating
Lord, Jammal	13/13	188	88	46.8	1,269	6.8	97.6	10	5.32	90*	11	5.85	112.18
Stuntz, Mike	6/0	25	10	40.0	100	4.0	16.7	0	0.00	18	0	0.00	73.60
TEAM	13/0	2	0	0.0	0	0.0	0.0	0	0.00	0	0	0.00	0.00
Chrisman, Joe	4/0	1	0	0.0	0	0.0	0.0	0	0.00	0	0	0.00	0.00
Diedrick, Dahrran	13/0	1	0	0.0	0	0.0	0.0	0	0.00	0	0	0.00	0.00
Pilkington, Ross	13/0	1	0	0.0	0	0.0	0.0	0	0.00	0	0	0.00	0.00
Total	13	218	98	45.0	1,369	6.3	105.3	10	4.59	90*	11	5.05	105.18
Opponents	13	415	206	49.6	2,701	6.5	207.8	13	3.13	60	11	2.65	106.79

Punting

Name	G/GS	No.	Yards	Avg.	Net Avg.	I20	TB	FC	Blk	1-19	20-29	30-39	40-49	50-59	60-69	70+	Long
Larson, Kyle	13/13	67	2,893	43.2	39.2	20	10	5	2	2	3	17	21	14	2	1	71
TEAM	13/0	2	0	0.0	0.0	0	0	0	0	0	0	0	0	0	0	0	69
Total	13	69	2,893	41.9	38.0	20	10	5	2	2	3	17	21	14	2	1	71
Opponents	13	83	3,234	39.0	30.2	15	10	0	5	5	7	24	28	13	3	0	69

Receiving (*-indicates touchdown scored)

Name	G/GS	No.	Yards	Avg.	LP	TD
Thomas, Wilson	13/11	27	319	11.8	28 (Texas A&M)	3
Pilkington, Ross	13/0	13	277	21.3	*90 (Iowa State)	1
Davis, Josh	12/1	9	62	6.9	12 (Iowa State)	0
Cornelsen, Ben	13/0	8	106	13.2	20 (Utah State)	1
Hassebroek, Troy	13/7	7	81	11.6	23 (Kansas State)	1
Herian, Matt	11/0	6	260	43.3	*80 (Colorado)	3
Ross, Cory	12/1	5	39	7.8	15 (Iowa State)	0
LeFlore, Mark	12/1	5	26	5.2	9 (Kansas State)	0
Bowling, Jon	12/4	4	86	21.5	62 (Troy State)	1
Diedrick, Dahrran	13/12	4	19	4.8	11 (Troy State)	0
Horne, David	8/0	4	7	1.8	11 (Texas)	0
Golliday, Aaron	13/11	3	29	9.7	16 (Penn State)	2
Ringenberg, Kyle	13/0	2	40	20.0	25 (McNeese St.)	0
Simmons, Marques	12/0	1	18	18.0	18 (Iowa St.)	0
Total	13	98	1,369	14.0	*90 (Iowa St.)	11
Opponents	13	206	2,701	13.1	60 (Troy St.)	11

Total Offense Leaders

Name	G/GS	Plays	Rush	Pass	Total	Avg./Play	Avg./Game
Lord, Jammal	13/13	422	1,329	1,269	2,598	6.2	199.8
Diedrick, Dahrran	13/12	167	839	0	839	5.0	64.5
Horne, David	8/0	112	586	0	586	5.2	73.2
Ross, Cory	12/1	35	184	0	184	5.3	15.3
Davies, Judd	13/12	37	178	0	178	4.8	13.7
Davis, Josh	12/1	23	151	0	151	6.6	12.6
Stuntz, Mike	6/0	39	13	100	113	2.9	18.8
LeFlore, Mark	12/1	4	80	0	80	20.0	6.7
Simmons, Marques	12/0	13	56	0	56	4.3	4.7
Collins, Thunder	3/0	14	39	0	39	2.8	13.0
Kriewald, Steve	13/1	6	19	0	19	3.2	1.5
Grixby, DeAntae	10/0	5	9	0	9	1.8	0.9
Thomas, Wilson	13/11	1	9	0	9	9.0	0.7
Larson, Kyle	13/13	1	8	0	8	8.0	0.6
Pilkington, Ross	13/0	5	7	0	7	1.4	0.5
Giesselmann, Zach	1/0	1	0	1	1	1.0	1.0
Total	13	890	3,496	1,369	4,865	5.5	374.2
Opponents	13	932	2,001	2,701	4,702	5.0	361.7

All-Purpose Leaders

Name	G/GS	Rush	Rec.	PR	KOR	Def.	Total	Avg./Game
Lord, Jammal	13/13	1,329	0	0	0	0	1,329	102.2
Davis, Josh	12/1	151	62	0	889	0	1,102	91.8
Diedrick, D.	13/12	839	19	0	0	0	858	66.0
Groce, DeJuan	13/13	0	0	630	0	26	656	50.5
Horne, David	8/0	586	7	0	0	0	593	74.1
Thomas, Wilson	13/11	9	319	0	0	0	328	25.2
Pilkington, Ross	13/0	7	277	0	0	0	284	21.8
Herian, Matt	11/0	0	260	0	0	0	260	23.6
Ross, Cory	12/1	184	39	25	0	0	248	20.7
Davies, Judd	13/12	178	0	0	0	0	178	13.7
Simmons, M.	12/0	56	18	3	42	0	119	9.9
Hassebroek, T.	13/7	0	81	0	29	0	110	8.5
LeFlore, Mark	12/1	80	26	0	0	0	106	8.8
Cornelsen, Ben	13/0	0	106	-3	0	0	103	7.9
Total	13	3,496	1,369	728	966	119	6,678	513.7
Opponents	13	2,001	2,701	268	410	115	5,495	422.7

Interceptions

Name	G/GS	No.	Yards	Avg.	LP	TD
Washington, F.	12/10	4	35	8.8	*29 (Arizona St.)	1
Groce, DeJuan	13/13	4	26	6.5	21	0
Ricketts, Pat	13/8	2	5	2.5	11	0
Williams, Del.	1/0	1	34	34.0	34 (Kansas)	0
Bland, Philip	13/13	1	0	0.0	0	0
Bullocks, Josh	12/4	1	19	19.0	19	0
Total	13	13	119	9.2	34 (Kansas)	1
Opponents	13	10	115	11.5	42	1

Fumble Returns

Name	G/GS	No.	Yards	Avg.	LP	TD
Hollowell, T.J.	13/2	1	0	0.0	0	0
Total	13	1	0	0.0	0	0
Opponents	13	3	69	23.0	66 (Texas A&M)	1

Punt Returns

Name	G/GS	No.	Yards	Avg.	LP	TD
Groce, DeJuan	13/13	35	630	18.0	89	3
Cornelsen, Ben	13/0	2	-3	-1.5	0	0
Terpening, Aaron	13/2	2	46	23.0	30	1
Ross, Cory	12/1	1	25	25.0	25	0
Williams, Dem.	13/10	1	11	11.0	7	0
Simmons, Marques	12/0	1	3	3.0	3	0
Hopkins, Lannie	12/0	1	10	10.0	10	0
Shanle, Scott	13/10	0	6	0.0	6	1
Total	13	43	728	16.9	89	5
Opponents	13	28	268	9.6	35	2

Kickoff Returns

Name	G/GS	No.	Yards	Avg.	LP	TD
Davis, Josh	12/1	37	889	24.0	53	0
Hassebroek, Troy	13/7	3	29	9.7	20	0
Simmons, Marques	12/0	2	42	21.0	22	0
Ringenberg, Kyle	13/0	1	6	6.0	6	0
Total	13	43	966	22.5	53	0
Opponents	13	22	410	18.6	39	0

Scoring

Name	G/GS	TD	PAT1	PAT2	FG	Saf.	TP
Brown, Josh	12/12	0	44-44	0-0	11-15	0	77
Lord, Jammal	13/13	8	0-0	0-0	0-0	0	48
Horne, David	8/0	7	0-0	0-0	0-0	0	42
Diedrick, Dahrran	13/12	6	0-0	0-0	0-0	0	36
Davies, Judd	13/12	4	0-0	0-0	0-0	0	24
Herian, Matt	11/0	3	0-0	0-0	0-0	0	18
Thomas, Wilson	13/11	3	0-0	0-0	0-0	0	18
Groce, DeJuan	13/13	3	0-0	0-0	0-0	0	18
Golliday, Aaron	13/11	2	0-0	0-0	0-0	0	12
Ross, Cory	12/1	2	0-0	0-0	0-0	0	12
Endorf, Dale	1/1	0	1-1	0-0	2-2	0	7
Davis, Josh	12/1	1	0-0	0-0	0-0	0	6
Hassebroek, Troy	13/7	1	0-0	0-0	0-0	0	6
Bowling, Jon	12/4	1	0-0	0-0	0-0	0	6
LeFlore, Mark	12/1	1	0-0	0-0	0-0	0	6
Pilkington, Ross	13/0	1	0-0	0-0	0-0	0	6
Terpening, Aaron	13/2	1	0-0	0-0	0-0	0	6
Washington, F.	12/10	1	0-0	0-0	0-0	0	6
Shanle, Scott	13/10	1	0-0	0-0	0-0	0	6
Total	13	46	45-46	0-0	13-17	0	360
Opponents	13	38	35-36	0-2	15-19	0	308

Field Goals

Name	Season	1-19	20-29	30-39	40-49	50+	Long
Brown, Josh	11-15	0-0	3-4	1-2	7-9	0-0	48
Endorf, Dale	2-2	0-0	0-0	1-1	1-1	0-0	49
Total	13-17	0-0	3-4	2-3	8-10	0-0	49
Opponents	15-19	0-0	6-6	5-5	4-7	0-1	45

Brown's FG Sequence: Arizona State (40*, 42*); Troy State (34*); Utah State (44*); Penn State (); Iowa State (); McNeese State (22*); Missouri (42*, 35); Oklahoma State (); Texas A&M (45, 42*); Texas (48*, 49); Kansas (27*); Kansas State (27*, 48*, 28)

Endorf's FG Sequence: Colorado (33*, 49*)

Opponent FG Sequence: Arizona State (33*); Troy State (25*); Utah State (29*, 43*); Penn State (20*, 33*); Iowa State (23*, 35*, 37*, 42); McNeese State (); Missouri (22*, 44*); Oklahoma State (45*); Texas A&M (41, 33*); Texas (25*, 41*, 44); Kansas (); Kansas State (); Colorado (51)

* - Good

Defensive Statistics

Player	G/S	UT	AT	TT	TFL	Sacks	Int-Yards	PBU	QB	[-- Fumbles --]		Block	Safety
									Hurry	Rec-Yards	Caused	Kick	
Bland, Philip	13/13	44	40	84	6-16	.	1-0	5	3	1-0	1	.	.
Williams, Demorrio	13/10	36	47	83	6-24	1.0-15	.	3	5	1-0	2	1 (P)	.
Buud, Barrett	13/13	35	47	82	12-36	2.0-17	.	4	12	.	2	.	.
Shanle, Scott	13/10	31	40	71	5-19	2.0-15	.	1	6	.	1	.	.
Bingham, Ryon	13/13	20	45	65	9-18	1.5-9	.	.	4	.	1	.	.
Kabongo, Patrick	13/7	12	50	62	9-25	2.0-17	.	2	5	.	1	.	.
Hollowell, T.J.	13/2	18	39	57	2-6	1.0-5	.	1	9	1-0	.	.	.
Groce, DeJuan	13/13	36	20	56	2-3	.	4-26	7	.	.	1	.	.
Ricketts, Pat	13/8	31	23	54	1-4	.	2-5	9	.	1-0	.	.	.
Johnson, Trevor	13/8	16	34	50	9-21	1.5-6	.	1	14	1-0	.	.	.
Smith, Justin	13/1	14	31	45	8-19	1.5-11	.	2	12
Clanton, Jon	13/6	14	28	42	4-14	1.0-8	.	.	9	.	2	.	.
Washington, Fabian	12/10	28	13	41	1-2	.	4-35	11	.	1-0	1	.	.
Bullocks, Josh	12/4	21	18	39	.	.	1-19	3	2	1-0	1	.	.
Smith, Le Kevin	13/0	15	22	37	5-10	1.0-6	.	.	3
Sievers, Chad	9/0	15	22	37	2-4	.	.	1	2	1-0	.	.	.
Adams, Demoine	13/8	13	21	34	9-23	3.5-17	.	1	6
Pippens, Jerrell	13/0	16	17	33
Kelsay, Chris	8/8	14	18	32	10-48	5.5-40	.	3	18
Adams, Titus	12/0	6	15	21	3-18	2.0-17	.	.	6
Bullocks, Daniel	11/1	5	10	15	1	.	.
Terpening, Aaron	13/2	3	12	15	2-1	.	.	.	1	.	.	1 (P)	.
Hopkins, Lannie	12/0	6	9	15	4-20	2.5-19	.	1	6	.	1	3 (3P)	.
Siegel, Shane	13/1	7	7	14	1-1
McPherson, Lornell	12/4	7	6	13	1-3
Buller, Chad	13/0	3	5	8
Cooper, Ira	13/0	3	4	7
Safranek, Steve	5/0	3	3	6	1
Simmons, Marques	12/0	3	3	6
Hassebroek, Troy	13/7	4	2	6	1-1
Burgess, Rodney	4/0	1	4	5	.	.	.	1
Evwaraye, Seppo	4/0	1	2	3
Kriewald, Steve	13/1	.	3	3
Thomas, Wilson	13/11	2	.	2
Toline, Tyler	3/0	1	1	2	1-3	1	.	.
Butler, Terrell	5/0	1	1	2
Grixby, DeAntae	10/0	.	1	1	1-1
Ringenberg, Kyle	13/0	.	1	1
Cornelsen, Ben	13/0	1	.	1
Tiedtke, Blake	3/0	.	1	1
Brown, Josh	12/12	.	1	1
Incognito, Richie	12/12	1	.	1
Larson, Kyle	13/13	1	.	1
Behrends, Matt	1/0	.	1	1	1-2	.	.	.	1
Burrow, Dan	3/0	1	.	1
White, Jay	2/0	.	1	1
Vili Waldrop, Dan	13/13	.	1	1
Huston, Kellen	6/0	.	1	1
O'Shea, Matt	1/0	.	1	1
Tagoai, Junior	13/0	.	1	1
Williams, Delrick	1/0	1-34
<u>Long, DeWayne</u>	<u>2/0</u>	<u>.</u>	<u>.</u>	<u>.</u>	<u>.</u>	<u>.</u>	<u>.</u>	<u>1</u>	<u>.</u>	<u>.</u>	<u>.</u>	<u>.</u>	<u>.</u>
Totals	13	489	672	1,161	115/342	28/202	13-119	57	125	8-0	16	5	0

Interceptions Caused: Titus Adams (Utah State, Kansas); Patrick Kabongo (Troy State); Barrett Ruud (Utah State); T.J. Hollowell (Utah State); J. Smith/Ryon Bingham (Texas A&M); Demoine Adams (Texas A&M); Philip Bland (Texas)

*Sacks included in Tackles for Loss; Key: P-blocked punt

Regular-Season Games Played

(players with no statistics, listed alphabetically, games/starts)

Player (GP/S); Jake Andersen (5/0), Peter Atha (2/0); Brandon Biodrowski (1/0); Cole Biodrowski (2/0); Joe Chrisman (4/0); Wes Cody (13/13); Will Dabbert (6/0); Mike Erickson (13/13); Gabe Fries (3/0); John Garrison (13/13); Garth Glissman (1/0); Kevin Guse (1/0); Jared Helming (1/0); Adam Ickes (4/0); Joel Jackson (1/0); Paul Kastl (12/0); Dusty Keiser (1/0); John Klem (13/3); Philip Kniep (1/0); John Knopp (1/0); Brandon Koch (5/0); Scott Koethe (13/0); David Kolowski (13/0); Nate Kolterman (13/0); Nathan Krug (2/0); Tim Liley (6/0); Derek Matteo (2/0); Jeff McBride (2/0); Mike McLaughlin (4/0); Tim Miller (4/0); Jack O'Halleran (2/0); Ryan Ommert (2/0); Phil Peetz (10/0); Nick Povendo (13/1); Seth Rexilius (1/0); Joey Robison (5/0); Matt Schroeder (1/0); Josh Sewell (5/0); Matt Shrader (1/0); Scott Siefken (1/0); Dusty Stamer (1/0); Curt Tomasevich (5/0); Tim Weltmer (1/0); Seth White (1/0); Kiffin Wigert (4/0); Andy Wingender (1/0); Matthew Woodward (1/0); Ben Zajicek (6/0).

Statistical Highs and Lows

Nebraska

<u>Category</u>	<u>High</u>	<u>Low</u>
Points Scored	48 (Arizona State)	7 (Penn State)
First Downs	28 (Texas A&M)	10 (Iowa State)
Rushing Attempts	73 (Texas A&M)	30 (Iowa State)
Rushing Yards	444 (McNeese State)	81 (Iowa State)
Passes Attempted	29 (Iowa State)	12 (Missouri, Texas A&M)
Passes Completed	12 (Iowa State, McNeese State)	4 (Missouri)
Had Intercepted	3 (Penn State)	0 (ASU, USU, MU, OSU, A&M, KSU)
Passing Yards	192 (Iowa State)	33 (Arizona State)
Total Plays	85 (Texas A&M)	59 (Iowa State)
Total Yards	595 (McNeese State)	231 (Kansas State)
Possession Time	34:20 (Troy State)	22:29 (Iowa State)
Fumbles	5 (Troy State, Iowa State)	0 (Arizona State)
Fumbles Lost	4 (Iowa State)	0 (ASU, PSU, UT, KU, KSU)
Turnovers	5 (Iowa State)	0 (Arizona State, Kansas State)
Turnover Margin	+3 (Kansas State)	-3 (Penn State)
Penalties	10 (Iowa State, Kansas State)	3 (Troy State, Utah State, Colorado)
Yards Penalized	94 (Kansas State)	16 (Utah State)
Sacks By-Yards Lost	6-40 (Utah State)	0-0 (Iowa State, Oklahoma State)
Tackles for Loss-Yards	4-47 (Arizona State)	4-11 (Oklahoma State)

Opponents

<u>Category</u>	<u>High</u>	<u>Low</u>
Points Scored	49 (Kansas State)	7 (Kansas)
First Downs	27 (Texas)	11 (Missouri)
Rushing Attempts	57 (Kansas State)	24 (Texas A&M)
Rushing Yards	415 (Kansas State)	53 (Texas A&M)
Passes Attempted	47 (Texas)	8 (Kansas State)
Passes Completed	29 (Texas)	4 (Kansas State)
Had Intercepted	3 (Utah State)	0 (PSU, MSU, MU, OSU, KSU, CU)
Passing Yards	419 (Texas)	65 (Kansas State)
Total Plays	84 (Iowa State)	59 (Missouri)
Total Yards	507 (Kansas State)	220 (Missouri)
Possession Time	37:31 (Iowa State)	25:40 (Troy State)
Fumbles	6 (Kansas)	0 (Penn State, McNeese State, Texas A&M, Texas)
Fumbles Lost	3 (Kansas State)	0 (ASU, USU, PSU, MSU, MU, A&M, UT)
Turnovers	3 (TSU, USU, ISU, KU, KSU)	0 (Penn State, McNeese State, Missouri)
Turnover Margin	+3 (Penn State)	-3 (Kansas State)
Penalties	13 (Kansas State)	3 (Penn State, McNeese State)
Yards Penalized	104 (Kansas State)	15 (McNeese State)
Sacks By-Yards Lost	5-36 (Kansas State)	0-0 (Troy St., Penn St., McNeese St., Texas A&M)
Tackles for Loss-Yards Lost	15-66 (Kansas State)	3-24 (Troy State); 8-20 (McNeese State)

Individual Highs

Most Rushing Attempts	30; Jammal Lord vs. Texas A&M (159 yards)
Most Net Rushing Yards	234; Jammal Lord vs. Texas (23 attempts)
Most Rushing TDs	4; David Horne vs. Texas A&M
Longest TD Run	64; Mark LeFlore vs. McNeese State
Longest Run, No TD	54; Jammal Lord vs. Texas
Most Pass Attempts	25; Jammal Lord vs. Kansas State
Most Completed Passes	12; Jammal Lord vs. McNeese State
Most Passing Yards	151; Jammal Lord vs. McNeese State
Longest TD Pass	90; Jammal Lord to Ross Pilkington vs. Iowa State
Longest Pass, No TD	62; Jammal Lord to Jon Bowling vs. Troy State
Most Pass Receptions	5; Wilson Thomas vs. Iowa State (49 yards)
Most Receiving Yards	95; Matt Herian vs. Colorado (2 receptions)
Most TD Receptions	1; seven players, 11 times
Most Total-Offense Attempts	46; Jammal Lord vs. Kansas State (181 yards)
Most Total-Offense Yards	369; Jammal Lord vs. McNeese State (35 attempts)
Most All-Purpose Attempts	30; Jammal Lord vs. Texas A&M (159 yards)
Most All-Purpose Yards	234; Jammal Lord vs. Texas (23 attempts)
Most Touchdowns Scored	4; David Horne vs. Texas A&M (4 rushes)
Most Field Goals Attempted	3; Josh Brown vs. Kansas State
Most Field Goals Made	2; Josh Brown vs. ASU (2 attempts); vs. KSU (3 attempts); Dale Endorf vs. CU (2 attempts)
Longest Field Goal Made	49; Dale Endorf vs. Colorado
Longest Field Goal Attempted	49; Josh Brown vs. Texas; Dale Endorf vs. Colorado
Most Interceptions	2; DeJuan Groce vs. Troy State and Utah State; Fabian Washington vs. Iowa State
Longest Interception TD Return	29; Fabian Washington vs. Arizona State
Longest Interception Return, No TD	34; Delrick Williams vs. Kansas
Longest Fumble TD Return	None

Nebraska Individual Highs, Continued

Longest Fumble Return, No TD None
Longest Punt Return, TD 89; DeJuan Groce vs. Missouri
Longest Punt Return, No TD 44; DeJuan Groce vs. Texas
Most Punt Return Yardage 155; DeJuan Groce vs. Troy State (2 returns, both touchdowns, ties NCAA record)
Longest Kickoff Return 53; Josh Davis vs. Kansas State
Most Kickoff Return Yardage 186; Josh Davis vs. Kansas State (7 attempts) (school record)
Most Punts 8; Kyle Larson vs. Kansas State
Highest Punting Average 57.3; Kyle Larson vs. Utah State (3 punts, 229 yards)
Longest Punt 71; Kyle Larson vs. Utah State
Most Total Tackles 15; Patrick Kabongo vs. Iowa State; DeJuan Groce vs. Texas
Most Solo Tackles 12; DeJuan Groce vs. Texas
Most Tackles for Loss 3; Barrett Ruud (13 yards) vs. Texas; Justin Smith (6 yards) vs. Texas A&M; Chris Kelsay (5 yards),
 Patrick Kabongo (3 yards) vs. Iowa State
Most Yards Lost 17; Chris Kelsay vs. Arizona State (2 TFL)
Most Quarterback Sacks 2; Chris Kelsay vs. Utah State (13 yards lost)
Most Yards Lost 17; Chris Kelsay vs. Arizona State (2 sacks)
Most Pass Breakups 3; Pat Ricketts vs. Arizona State; DeJuan Groce and Fabian Washington vs. Texas A&M
Most Blocked Field Goals None
Most Blocked Punts 2; Lannie Hopkins vs. Kansas
Most Blocked PAT None

Opponent Individual Highs

Most Yards Rushing 228; Ell Roberson, Kansas State (29 attempts)
Most Rushing Attempts 33; Tatum Bell, Oklahoma State (182 yards)
Most Yards Passing 419; Chris Simms, Texas (47 attempts)
Most Passing Attempts 47; Chris Simms, Texas (29 completions)
Most Pass Completions 29; Chris Simms, Texas (47 attempts)
Most Pass Receptions 13; Roy Williams, Texas (161 yards)
Most Yards Receiving 161; Roy Williams, Texas (13 receptions)

Opponent Individual Longest Plays

Rush 91; Ell Roberson, Kansas State (TD)
Pass 60; Hansell Bearden to Heyward Skipper, Troy State
Field Goal 45; Luke Phillips, Oklahoma State
Punt Return 35; Jeremy Bloom, Colorado
Kickoff Return 39; Nathan Vasher, Texas
Fumble Return 66; Byron Jones, Texas A&M (TD)
Interception Return 42; Rich Gardner, Penn State (TD)
Punt 69; Brock Harvey, Missouri

Nebraska Long Plays of 25 Yards or More (59)

Opponent	Runs (25)	Passes (12)	Returns (22)
Arizona State	34 Ross* 33 Lord		29 Washington (INT)* 28 Davis (KOR) 83 Groce (PR)* 72 Groce (PR)* 32 Davis (KOR) 42 Davis (KOR) 27 Groce (PR)
Troy State		62 Lord to Bowling	
Utah State	28 Lord* 28 Davis	33 Lord to Herian*	26 Davis (KOR) 41 Davis (KOR)
Penn State	27 Lord		
Iowa State		90 Lord to Pilkington*	
McNeese State	64 LeFlore* 57 Lord* 56 Lord* 26 Diedrick 35 Lord 30 Home	25 Lord to Ringenberg	
Missouri			89 Groce (PR)* 39 Davis (KOR) 28 Davis (KOR) 27 Davis (KOR)
Oklahoma St.	29 LeFlore 26 Lord	44 Lord to Herian	
Texas A&M	41 Lord 29 Diedrick	28 Lord to Thomas 30 Lord to Pilkington	26 Davis (KOR)
Texas	54 Lord 42 Lord 27 Diedrick	60 Lord to Herian*	46 Davis (KOR) 44 Groce (PR)
Kansas	53 Diedrick* 30 Home* 30 Home 25 Home 42 Lord	27 Lord to Thomas*	30 Terpening (BPR)* 25 Ross (PR) 34 Del. Williams (IR)
Kansas State	35 Lord*	28 Lord to Herian 25 Lord to Thomas	53 Davis (KOR) 31 Davis (KOR) 39 Davis (KOR)
Colorado	25 Diedrick	80 Lord to Herian*	

*-indicates touchdown scored

Opponent Long Plays of 25 Yards or More (43)

Opponent	Runs (12)	Passes (21)	Returns (10)
Arizona State	34 Williams*	25 Goodenough to Taplin	
Troy State		60 Bearden to Skipper 28 Bearden to Samples 33 Ray to Rutledge	32 Reed (INT)
Utah State		26 Fuentes to Curtis*	26 Robinson (KOR)
Penn State	35 L. Johnson 28 M. Robinson	26 B. Johnson	42 Gardner (INT)*
Iowa State	28 Wagner 30 Wallace 25 Wagner	34 Wallace to Danielsen 26 Wallace to Montgomery	29 B. Brown (INT) 31 T. Miller (PR)
McNeese State		43 Corcoran to Turner* 37 Corcoran to Martin 27 Corcoran to Sams	
Missouri	48 Abron	25 Fields to Woods	
Oklahoma St.	32 Bell	25 Long to Weber 31 Long to Murphy 35 Long to Porter	37 Johnson (KOR) 66 Jones (Fumble)*
Texas		49 Simms to I. Williams 46 Simms to Edwards 27 Simms to R. Williams 50 Weatherbie to Gasaway*	39 Vasher (KOR)
Kansas		42 Roberson to James	
Kansas State	91 Roberson* 70 Sproles* 25 Roberson		
Colorado	35 Calhoun	40 Hodge to McCoy*	38 Bloom (KOR) 35 Bloom (PR)

*-indicates touchdown scored

Bold - Indicates team best in each category

2002 Team Game-by-Game Statistics

Nebraska Game-by-Game (season highs in bold)

	<u>Rushing</u> <u>A/Yds./TD</u>	<u>Passing</u> <u>A-C-I/Y/TD</u>	<u>Total Off.</u> <u>Plays/Yds</u>	<u>First Downs</u> <u>T/R-Pa-Pe</u>	<u>Fumbles</u> <u>No./Lost</u>	<u>Sacks By/</u> <u>Yards Lost</u>
Arizona State	59/283/3	13-5-0/33/1	72/316	19/15-1-3	0/0	4/47
Troy State	54/199/2	16-8-1/114/0	70/313	17/12-4-1	5/1	1/9
Utah State	54/288/4	15-8-0/130/2	69/418	20/13-6-1	2/2	6/40
Penn State	45/252/1	16-8-3/76/0	61/328	18/14-4-0	1/0	1/8
Iowa State	30/81/1	29-12-1/192/1	59/273	10/4-6-0	5/4	0/0
McNeese State	52/444/4	18-12-1/151/1	70/595	26/16-10-0	2/0	1/10
Missouri	62/325/1	12-4-0/34/1	74/359	20/16-2-2	2/1	4/14
Oklahoma State	54/259/3	14-7-0/110/0	68/369	18/11-6-1	2/1	0/0
Texas A&M	73/381/5	12-7-0/116/0	85/497	28/23-5-0	4/2	2/18
Texas	47/320/1	16-7-1/98/2	63/418	17/12-3-2	1/0	3/24
Kansas	56/352/2	15-5-1/62/2	71/414	19/14-3-2	2/0	1/9
Kansas State	40/97/1	25-9-0/134/0	65/231	15/7-6-2	1/0	4/16
Colorado	46/215/0	17-6-1/119/1	63/334	18/13-3-2	3/1	1/7

Opponent Game-by-Game

	<u>Rushing</u> <u>A/Yds./TD</u>	<u>Passing</u> <u>A-C-I/Yds/TD</u>	<u>Total Off.</u> <u>Plays/Yds</u>	<u>First Downs</u> <u>T/R-Pa-Pe</u>	<u>Fumbles</u> <u>No./Lost</u>	<u>Sacks By/</u> <u>Yards Lost</u>
Arizona State	30/83/1	41-17-1/175/0	71/258	17/7-9-1	1/0	3/17
Troy State	41/155/2	29-11-2/192/0	70/347	16/11-5-0	2/1	0/0
Utah State	30/70/0	44-19-3/251/1	74/321	19/7-12-0	1/0	2/13
Penn State	43/217/4	31-19-0/259/0	74/476	24/12-11-1	0/0	0/0
Iowa State	52/192/3	32-19-2/220/1	84/412	23/12-8-3	2/1	2/11
McNeese State	43/121/1	36-15-0/234/1	79/355	21/7-11-3	0/0	0/0
Missouri	30/97/1	29-14-0/123/0	59/220	11/1-6-4	2/0	2/19
Oklahoma State	42/195/1	27-17-0/192/2	69/387	22/9-13-0	2/1	4/31
Texas A&M	24/53/0	37-20-2/269/2	61/322	15/5-9-1	0/0	0/0
Texas	36/79/1	47-29-1/419/2	83/498	27/6-20-1	0/0	2/14
Kansas	36/71/0	31-10-2/153/1	67/224	12/5-6-1	6/1	2/21
Kansas State	57/415/6	8-4-0/92/0	65/507	24/19-3-2	3/3	5/36
Colorado	53/253/3	23-12-0/122/1	76/375	21/15-5-1	3/1	3/19

Individual Game Rushing (Attempts/Yards/Touchdowns)

<u>Name</u>	<u>ASU</u>	<u>TSU</u>	<u>USU</u>	<u>PSU</u>	<u>ISU</u>	<u>MSU</u>	<u>MU</u>	<u>OSU</u>	<u>A&M</u>	<u>UT</u>	<u>KU</u>	<u>KSU</u>	<u>CU</u>
Collins	10/22/0	DNP	DNP	DNP	DNP	0/0/0	4/17/0	DNP	DNP	DNP	DNP	DNP	DNP
Davies	3/7/1	3/5/0	4/14/1	4/21/1	2/5/1	2/1/0	3/33/0	5/6/0	3/14/0	0/0/0	0/0/0	3/13/0	5/59/0
Davis	3/22/0	2/8/0	7/51/0	1/8/0	0/0/0	0/0/0	0/0/0	DNP	0/0/0	2/33/0	8/30/1	0/0/0	0/0/0
Diedrick	18/79/1	15/63/1	16/93/0	16/71/0	8/28/0	15/64/0	14/61/0	6/26/0	15/85/1	11/52/1	12/107/1	7/14/0	13/96/0
Giesselmann	DNP	DNP	DNP	DNP	DNP	DNP	DNP	DNP	DNP	DNP	1/1/0	DNP	DNP
Grixby	1/4/0	DNP	1/2/0	0/0/0	0/0/0	2/2/0	0/0/0	DNP	DNP	1/1/0	0/0/0	0/0/0	0/0/0
Horne	DNP	DNP	DNP	DNP	DNP	12/81/0	20/88/1	24/125/1	24/128/4	7/12/0	9/122/1	9/23/0	7/7/0
Kriewald	2/6/0	1/1/0	1/6/0	0/0/0	0/0/0	0/0/0	1/3/0	0/0/0	0/0/0	1/3/0	0/0/0	0/0/0	0/0/0
Larson	0/0/0	0/0/0	0/0/0	0/0/0	0/0/0	0/0/0	1/8/0	0/0/0	0/0/0	0/0/0	0/0/0	0/0/0	0/0/0
LeFlore	DNP	0/0/0	0/0/0	0/0/0	0/0/0	1/64/1	0/0/0	1/29/0	0/0/0	1/-8/0	1/-5-0	0/0/0	0/0/0
Lord	17/103/0	23/92/1	9/59/2	14/111/0	11/8/0	17/218/3	17/98/0	18/73/1	30/159/0	23/234/0	13/74/0	21/47/1	21/53/0
Pilkington	0/0/0	1/-7/0	0/0/0	3/14/0	0/0/0	0/0/0	0/0/0	0/0/0	0/0/0	0/0/0	0/0/0	0/0/0	0/0/0
Ross	3/44/1	5/27/0	9/42/1	7/27/0	4/10/0	1/3/0	1/14/0	0/0/0	0/0/0	0/0/0	5/17/0	DNP	0/0/0
Simmons	DNP	3/9/0	3/7/0	0/0/0	1/17/0	1/7/0	1/3/0	0/0/0	0/0/0	0/0/0	4/13/0	0/0/0	0/0/0
Stuntz	2/-4/0	1/1/0	3/5/0	DNP	4/13/0	1/4/0	DNP	DNP	DNP	DNP	3/-6/0	DNP	DNP
Thomas	0/0/0	0/0/0	1/9/0	0/0/0	0/0/0	0/0/0	0/0/0	0/0/0	0/0/0	0/0/0	0/0/0	0/0/0	0/0/0
TEAM	0/0/0	0/0/0	0/0/0	0/0/0	0/0/0	0/0/0	0/0/0	0/0/0	1/-5/0	1/-7/0	0/0/0	0/0/0	0/0/0
Team	59/283/2	54/199/2	54/288/4	45/252/1	30/81/1	52/444/4	62/325/1	54/259/3	73/381/5	47/320/1	56/352/3	40/97/1	46/215/0

Season and Career, Most Rushing Yards

<u>Player</u>	<u>2002</u>	<u>Career</u>
Joe Chrisman	none	8 vs. Texas Tech, 2000
Ben Cornelsen	none	36 at Baylor, 2001
Judd Davies	33 vs. Missouri	119 at Baylor, 2001
Josh Davis	51 vs. Utah State	same
Dahrran Diedrick	107 vs. Kansas	177 vs. Troy State, 2001
Zach Giesselmann	1 vs. Kansas	same
DeAntae Grixby	4 vs. Arizona State	47 at Texas Tech, 2000
David Horne	128 vs. Texas A&M	same
Paul Kastl	none	22 vs. Baylor, 2000
Steve Kriewald	6 vs. ASU, USU	28 at Missouri, 2001
Kyle Larson	8 vs. Missouri	same
Mark LeFlore	64 vs. McNeese State	same
Jammal Lord	234 vs. Texas	same
Robin Miller	none	11 vs. Iowa State, 2001
Ross Pilkington	14 vs. Penn State	same
Cory Ross	44 vs. Arizona State	same
Marques Simmons	17 vs. Iowa State	same
Mike Stuntz	13 vs. Iowa State	25 vs. Rice, 2001
Wilson Thomas	9 vs. Utah State	same
Andy Wingender	none	5 vs. Rice, 2001

*Indicates touchdown scored

Season and Career, Longest Run

<u>2002</u>	<u>Career</u>
none	8 vs. Texas Tech, 2000
none	36 at Baylor, 2001
23 vs. Colorado	57 vs. Baylor, 2000
28 vs. Utah State	same
*53 vs. Kansas	same
1 vs. Kansas	same
4 vs. Arizona State	13 at Missouri, 2001
30 vs. Missouri, Kansas (2)	same
none	8 (two times)
6 vs. Utah State	*24 at Colorado, 2001
8 vs. Missouri	same
64* vs. McNeese State	same
57* vs. McNeese State	same
none	10 vs. Iowa State, 2001
11 vs. Penn State	same
34* vs. Arizona State	same
13 vs. Iowa State	same
11 vs. Iowa State	25 vs. Rice, 2001
9 vs. Utah State	same
none	5 vs. Rice, 2001

Passing Game-by-Game (Attempts-Completions-Interceptions/Yards/Touchdowns)

Game	Lord	Stuntz	Chrisman	Diedrick
Arizona State	13-5-0/33/1	0-0-0/0/0	0-0-0/0/0	0-0-0/0/0
Troy State	15-8-1/114/0	1-0-0/0/0	0-0-0/0/0	0-0-0/0/0
Utah State	12-6-0/105/2	3-2-0/25/0	0-0-0/0/0	0-0-0/0/0
Penn State	16-8-3/76/0	DNP	DNP	0-0-0/0/0
Iowa State	10-5-1/120/1	18-7-0/72/0	0-0-0/0/0	0-0-0/0/0
McNeese State	18-12-1/151/1	0-0-0/0/0	0-0-0/0/0	0-0-0/0/0
Missouri	12-4-0/34/1	DNP	DNP	0-0-0/0/0
Oklahoma State	14-7-0/110/0	DNP	DNP	0-0-0/0/0
Texas A&M	12-7-0/116/0	DNP	DNP	0-0-0/0/0
Texas	14-7-2/98/2	DNP	DNP	0-0-0/0/0
Kansas	10-4-1/59/2	3-1-0/3/0	1-0-0/0/0	1-0-0/0/0
Kansas State	25-9-0/134/0	DNP	DNP	0-0-0/0/0
Colorado	17-6-1/119/1	DNP	DNP	0-0-0/0/0

Season and Career, Most Passing Yards

* indicates touchdown pass

Player	2002	Career
Jammal Lord	151 vs. McNeese State	same
Mike Stuntz	72 vs. Iowa State	same

Season and Career, Longest Pass

2002	Career
90 vs. Iowa State (Pilkington)	same
18 vs. Iowa State (Simmons)	*63 vs. Oklahoma, 2001

Receiving (Receptions/Yards/Touchdowns)

Name	ASU	TSU	USU	PSU	ISU	MSU	MU	OSU	A&M	UT	KU	KSU	CU
Bowling	0/0/0	1/62/0	0/0/0	0/0/0	0/0/0	1/16/0	0/0/0	1/6/0	0/0/0	1/2/1	0/0/0	0/0/0	DNP
Cornelsen	0/0/0	0/0/0	2/34/0	1/5/0	0/0/0	1/7/0	0/0/0	2/35/0	0/0/0	0/0/0	0/0/0	2/25/0	0/0/0
Davis	0/0/0	1/7/0	0/0/0	2/14/0	3/21/0	0/0/0	0/0/0	DNP	0/0/0	1/7/0	1/7/0	0/0/0	1/5/0
Diedrick	0/0/0	1/11/0	1/2/0	0/0/0	0/0/0	0/0/0	1/3/0	0/0/0	0/0/0	0/0/0	0/0/0	0/0/0	1/3/0
Golliday	0/0/0	0/0/0	0/0/0	1/16/0	0/0/0	0/0/0	1/1/1	0/0/0	0/0/0	0/0/0	1/12/1	0/0/0	0/0/0
T. Hassebroek	2/25/0	0/0/0	0/0/0	0/0/0	0/0/0	1/10/1	0/0/0	2/19/0	0/0/0	0/0/0	0/0/0	2/27/0	0/0/0
Herian	DNP	0/0/0	1/33/1	0/0/0	0/0/0	0/0/0	0/0/0	1/44/0	0/0/0	1/60/1	0/0/0	1/28/0	2/95/1
Horne	DNP	DNP	DNP	DNP	DNP	1/-8/0	0/0/0	0/0/0	0/0/0	1/11/0	0/0/0	1/4/0	1/0/0
LeFlore	0/0/0	0/0/0	0/0/0	0/0/0	0/0/0	0/0/0	0/0/0	0/0/0	1/5/0	2/9/0	1/3/0	1/9/0	0/0/0
Pilkington	0/0/0	0/0/0	2/20/0	2/29/0	1/90/1	3/54/0	1/17/0	1/6/0	2/52/0	1/9/0	0/0/0	0/0/0	0/0/0
Ringenberg	0/0/0	0/0/0	0/0/0	0/0/0	0/0/0	1/25/0	0/0/0	0/0/0	0/0/0	0/0/0	0/0/0	0/0/0	1/15/0
Ross	0/0/0	1/3/0	0/0/0	1/9/0	2/14/0	0/0/0	1/13/0	0/0/0	0/0/0	0/0/0	0/0/0	DNP	0/0/0
Simmons	DNP	0/0/0	0/0/0	0/0/0	1/18/0	0/0/0	0/0/0	0/0/0	0/0/0	0/0/0	0/0/0	0/0/0	0/0/0
Thomas	3/8/1	4/31/0	2/41/1	1/3/0	5/49/0	4/47/0	0/0/0	0/0/0	4/59/0	0/0/0	2/40/1	2/41/0	0/0/0
Team	5/33/1	8/114/0	8/130/2	8/76/0	12/192/1	12/151/1	4/34/1	7/110/0	7/116/0	7/98/2	5/62/2	9/134/0	6/119/1

Season and Career, Most Receiving Yards

Player	2002	Career
Jon Bowling	62 vs. Troy State	same
Ben Cornelsen	35 vs. Oklahoma State	same
Judd Davies	7 vs. Kansas	27 vs. Kansas, 2000
Josh Davis	21 vs. Iowa State	same
Dahrran Diedrick	11 vs. Troy State	12 vs. Kansas, 2000
Aaron Golliday	16 vs. Penn State	24 at Iowa, 1999
Troy Hassebroek	27 vs. Kansas State	same
Matt Herian	95 vs. Colorado	same
David Horne	11 vs. Texas	same
John Klem	none	9 vs. Rice, 2001
Paul Kastl	none	19 vs. Texas Tech, 2001
Steve Kriewald	none	3 at Kansas, 2001
Mark LeFlore	9 vs. Texas	same
Ross Pilkington	90 vs. Iowa State	same
Kyle Ringenberg	25 vs. McNeese State	30 at Kansas, 2001
Cory Ross	14 vs. Iowa State	same
Marques Simmons	18 vs. Iowa State	same
Wilson Thomas	59 vs. Texas A&M	109 at Colorado, 2001

Season and Career, Longest Catch

2002	Career
62 vs. Troy State	same
20 vs. Utah State	same
7 vs. Kansas	27 vs. Kansas, 2000
12 vs. Iowa State	same
11 vs. Troy State	12 vs. Kansas, 2000
16 vs. Penn State	24 at Iowa, 1999
23 vs. Kansas State	same
*80 vs. Colorado	same
11 vs. Texas	same
none	9 vs. Rice, 2001
none	19 vs. Texas Tech, 2001
none	3 at Kansas, 2001
9 vs. Kansas State	same
*90 vs. Iowa State	same
25 vs. McNeese State	same
15 vs. Iowa State	same
18 vs. Iowa State	same
28 vs. Texas A&M	78 vs. Colorado, 2001

*Indicates touchdown scored

Inside the 20 (Red Zone)

	NU	OPP
Times Penetrated Opponent 20	40	43
Total Scores	31	37
Touchdowns	25	26
Field Goals	6	11
Missed Field Goals	2	0
Turnovers	3	3
Lost on Downs	4	3
End of Half/Game	0	0
Scoring Percentage	.775	.860

Average Starting Field Position

	NU	OPP
Drives Started	181	178
Times Started Inside Own 20	32	38
Cumulative Starting Yardlines	6,208	4,669
Average Starting Field Position	34.3	28.6

Quarterback Drive Efficiency

Quarterback	Drives		Drives Ended By...			Efficiency	Red Zone
	Started	Scores	TDs	FGs	FGA		
Lord	158	51	38	13	17	.323	30-38
Stuntz	15	2	2	0	0	.133	1-2
Chrisman	1	0	0	0	0	.000	0-0
Glissman	1	0	0	0	0	.000	0-0
Team	175	53	40	13	17	.303	31-40

Tackles (Solos-Assists-Total)

<u>Name</u>	<u>ASU</u>	<u>TSU</u>	<u>USU</u>	<u>PSU</u>	<u>ISU</u>	<u>MSU</u>	<u>MU</u>	<u>OSU</u>	<u>A&M</u>	<u>UT</u>	<u>KU</u>	<u>KSU</u>	<u>CU</u>	<u>Total</u>
D. Adams	1-3-4	0-1-1	0-1-1	1-2-3	2-2-4	1-0-1	1-4-5	1-1-2	0-3-3	2-2-4	2-1-3	2-1-3	0-0-0	13-21-34
T. Adams	0-1-1	0-2-2	4-1-5	1-1-2	0-1-1	0-4-4	0-0-0	0-0-0	0-1-1	0-0-0	1-3-4	DNP	0-1-1	6-15-21
Behrends	DNP	DNP	DNP	DNP	DNP	DNP	DNP	DNP	DNP	DNP	0-1-1	DNP	DNP	0-1-1
Bingham	1-5-6	1-0-1	1-5-6	0-1-1	2-6-8	0-4-4	0-2-2	5-2-7	0-1-1	2-5-7	0-3-3	4-6-10	4-5-9	20-45-65
Bland	1-1-2	3-4-7	2-0-2	4-2-6	1-2-3	3-6-9	2-3-5	7-3-10	3-6-9	4-3-7	1-2-3	5-3-8	8-5-13	44-40-84
J. Brown	0-0-0	0-0-0	0-0-0	0-0-0	0-0-0	0-0-0	0-0-0	0-0-0	0-1-1	0-0-0	0-0-0	0-0-0	DNP	0-1-1
Buller	0-0-0	0-0-0	1-0-1	0-1-1	1-1-2	0-0-0	0-0-0	0-0-0	0-0-0	0-0-0	1-2-3	0-1-1	0-0-0	3-5-8
D. Bullocks	0-0-0	0-2-2	1-1-2	0-0-0	1-0-1	0-2-2	DNP	1-1-2	1-2-3	0-0-0	0-2-2	DNP	1-0-1	5-10-15
J. Bullocks	0-0-0	1-0-1	3-1-4	1-0-1	0-1-1	5-2-7	0-0-0	3-2-5	0-2-2	4-1-5	1-2-3	2-3-5	1-4-5	21-18-39
Burgess	0-0-0	0-0-0	0-1-1	DNP	DNP	DNP	DNP	DNP	DNP	DNP	1-3-4	0-0-0	DNP	1-4-5
D. Burrow	DNP	DNP	0-0-0	DNP	DNP	0-0-0	DNP	DNP	DNP	DNP	1-0-1	DNP	DNP	1-0-1
Butler	0-0-0	0-0-0	0-0-0	DNP	DNP	0-0-0	DNP	DNP	DNP	DNP	1-1-2	DNP	DNP	1-1-2
Clanton	1-2-3	2-2-4	0-1-1	2-0-2	0-1-1	0-2-2	1-4-5	1-1-2	1-3-4	2-1-3	1-4-5	0-2-2	3-5-8	14-28-42
Cooper	1-2-3	1-0-1	1-0-1	0-0-0	0-0-0	0-0-0	0-0-0	0-0-0	0-0-0	0-1-1	0-0-0	0-1-1	0-0-0	3-4-7
Cornelsen	0-0-0	0-0-0	1-0-1	0-0-0	0-0-0	0-0-0	0-0-0	0-0-0	0-0-0	0-0-0	0-0-0	0-0-0	0-0-0	1-0-1
Evwaraye	DNP	0-1-1	1-0-1	0-0-0	DNP	0-1-1	DNP	DNP	DNP	DNP	DNP	DNP	DNP	1-2-3
Grixby	0-0-0	DNP	0-0-0	0-0-0	0-0-0	0-0-0	0-0-0	DNP	DNP	0-0-0	0-1-1	0-0-0	0-0-0	0-1-1
Groce	2-1-3	0-1-1	0-1-1	4-1-5	3-3-6	1-0-1	2-2-4	5-2-7	1-2-3	12-3-15	2-1-3	2-1-3	2-2-4	36-20-56
T. Hassebroek	1-0-1	2-0-2	0-0-0	0-0-0	0-0-0	0-1-1	0-0-0	0-0-0	0-0-0	0-0-0	1-1-2	0-0-0	0-0-0	4-2-6
Hollowell	1-3-4	1-4-5	2-0-2	2-4-6	3-7-10	2-3-5	1-1-2	1-2-3	1-2-3	1-3-4	1-3-4	1-5-6	1-2-3	18-39-57
Hopkins	1-2-3	0-0-0	0-2-2	0-1-1	0-1-1	1-0-1	2-2-4	0-0-0	0-0-0	DNP	0-1-1	1-0-1	1-0-1	6-9-15
Huston	0-0-0	0-1-1	0-0-0	DNP	0-0-0	0-0-0	DNP	DNP	DNP	DNP	0-0-0	DNP	0-0-0	0-1-1
Incognito	0-0-0	0-0-0	0-0-0	0-0-0	1-0-1	0-0-0	0-0-0	0-0-0	0-0-0	0-0-0	0-0-0	0-0-0	0-0-0	1-0-1
T. Johnson	1-1-2	1-1-2	0-0-0	1-0-1	1-3-4	2-6-8	2-5-7	1-1-2	0-3-3	1-3-4	4-3-7	2-3-5	0-3-3	16-32-48
Kabongo	0-3-3	1-2-3	0-0-0	0-4-4	3-12-15	0-5-5	0-2-2	1-4-5	0-3-3	4-2-6	0-3-3	2-5-7	1-5-6	12-50-62
Kelsay	1-1-2	1-1-2	2-0-2	1-2-3	2-5-7	0-1-1	DNP	DNP	DNP	DNP	DNP	5-6-11	2-2-4	14-18-32
Kriewald	0-0-0	0-0-0	0-0-0	0-1-1	0-1-1	0-0-0	0-0-0	0-0-0	0-0-0	0-0-0	0-0-0	0-1-1	0-0-0	0-3-3
Larson	0-0-0	0-0-0	0-0-0	0-0-0	0-0-0	0-0-0	0-0-0	0-0-0	0-0-0	0-0-0	0-0-0	0-0-0	1-0-1	1-0-1
McPherson	2-2-4	2-1-3	0-0-0	0-0-0	0-0-0	3-1-4	0-0-0	0-0-0	DNP	0-1-1	0-1-1	0-0-0	0-0-0	7-6-13
O'Shea	DNP	DNP	DNP	DNP	DNP	DNP	DNP	DNP	DNP	DNP	0-1-1	DNP	DNP	0-1-1
Pippens	0-2-2	1-0-1	1-3-4	5-3-8	2-1-3	1-3-4	0-0-0	1-0-1	1-1-2	0-0-0	1-2-3	3-0-3	0-2-2	16-17-33
Ricketts	3-0-3	2-0-2	1-2-3	5-5-10	6-6-12	1-0-1	3-2-5	1-0-1	5-6-11	2-0-2	1-2-3	1-0-1	0-0-0	31-23-54
Ringenberg	0-0-0	0-0-0	0-0-0	0-0-0	0-0-0	0-0-0	0-0-0	0-0-0	0-1-1	0-0-0	0-0-0	0-0-0	0-0-0	0-1-1
Ruud	3-5-8	1-2-3	2-2-4	3-3-6	3-2-5	4-4-8	2-5-7	2-1-3	1-2-3	4-8-12	1-3-4	3-6-9	6-4-10	35-47-82
Safranek	2-0-2	0-0-0	1-3-4	DNP	DNP	0-0-0	DNP	DNP	DNP	DNP	0-0-0	DNP	DNP	3-3-6
S. Shanle	1-1-2	1-1-2	2-5-7	2-3-5	4-2-6	5-5-10	2-3-5	3-5-8	2-5-7	2-1-3	1-2-3	3-4-7	3-3-6	31-40-71
Siegel	1-0-1	0-1-1	1-1-2	0-1-1	1-0-1	0-0-0	1-0-1	0-0-0	0-0-0	1-1-2	2-3-5	0-0-0	0-0-0	7-7-14
Sievers	DNP	2-4-6	DNP	3-2-5	3-6-9	3-4-7	0-1-1	1-2-3	0-0-0	0-0-0	3-3-6	DNP	DNP	15-22-37
Simmons	DNP	1-0-1	0-0-0	0-1-1	0-0-0	0-0-0	0-0-0	0-0-0	1-0-1	0-0-0	1-0-1	0-1-1	0-1-1	3-3-6
J. Smith	0-3-3	1-1-2	1-1-2	0-0-0	0-1-1	1-3-4	1-4-5	3-4-7	2-2-4	1-2-3	2-7-9	1-1-2	1-1-2	14-30-44
L. Smith	1-1-2	2-0-2	3-1-4	2-2-4	1-1-2	1-3-4	0-2-2	1-1-2	0-1-1	1-2-3	2-3-5	1-3-4	0-2-2	15-22-37
Tagoai	0-0-0	0-0-0	0-0-0	0-0-0	0-0-0	0-0-0	0-0-0	0-0-0	0-0-0	0-0-0	0-1-1	0-0-0	0-0-0	0-1-1
Terpening	1-1-2	0-0-0	0-2-2	1-5-6	1-3-4	0-1-1	0-0-0	0-0-0	0-0-0	0-0-0	0-0-0	0-0-0	0-0-0	3-12-15
W. Thomas	0-0-0	0-0-0	0-0-0	1-0-1	1-0-1	0-0-0	0-0-0	0-0-0	0-0-0	0-0-0	0-0-0	0-0-0	0-0-0	2-0-2
Tiedtke	0-0-0	DNP	DNP	DNP	DNP	0-0-0	DNP	DNP	DNP	DNP	0-1-1	DNP	DNP	0-1-1
T. Toline	0-0-0	DNP	0-0-0	DNP	DNP	DNP	DNP	DNP	DNP	DNP	1-1-2	DNP	DNP	1-1-2
Vili Waldrop	0-0-0	0-0-0	0-0-0	0-0-0	0-0-0	0-0-0	0-0-0	0-0-0	0-0-0	0-0-0	0-1-1	0-0-0	0-0-0	0-1-1
Washington	1-1-2	0-1-1	DNP	1-0-1	4-0-4	2-0-2	2-1-3	4-2-6	5-2-7	4-1-5	0-3-3	1-1-2	4-1-5	28-13-41
J. White	DNP	DNP	0-0-0	DNP	DNP	DNP	DNP	DNP	DNP	DNP	0-1-1	DNP	DNP	0-1-1
D. Williams	1-2-3	4-4-8	3-3-6	2-5-7	3-2-5	1-2-3	2-1-3	4-4-8	3-6-9	2-5-7	1-5-6	2-3-5	8-5-13	36-47-83

Quarterback Sacks (Number/Yards)

<u>Name</u>	<u>ASU</u>	<u>TSU</u>	<u>USU</u>	<u>PSU</u>	<u>ISU</u>	<u>MSU</u>	<u>MU</u>	<u>OSU</u>	<u>A&M</u>	<u>UT</u>	<u>KU</u>	<u>KSU</u>	<u>CU</u>	<u>Total</u>
Kelsay	1.5/17	0/0	2/13	1/8	0/0	0/0	DNP	DNP	DNP	DNP	DNP	1/2	0/0	5.5/40
D. Adams	1/9	0/0	0/0	0/0	0/0	0/0	1.5/4	0/0	0/0	0/0	0/0	1/4	0/0	3.5/17
Hopkins	0.5/4	0/0	0/0	0/0	0/0	0/0	1/8	0/0	0/0	DNP	0/0	0/0	1/7	2.5/19
T. Adams	0/0	0/0	1/8	0/0	0/0	0/0	0/0	0/0	0/0	0/0	1/9	DNP	0/0	2/17
Kabongo	0.5/8	1/9	0/0	0/0	0/0	0/0	0.5/0	0/0	0/0	0/0	0/0	0/0	0/0	2/17
Ruud	0/0	0/0	1/8	0/0	0/0	0/0	0/0	0/0	0/0	1/9	0/0	0/0	0/0	2/17
S. Shanle	0/0	0/0	0/0	0/0	0/0	1/10	0/0	0/0	0/0	0/0	0/0	1/5	0/0	2/15
J. Smith	0.5/9	0/0	0/0	0/0	0/0	0/0	0.5/1	0/0	0.5/1	0/0	0/0	0/0	0/0	1.5/11
R. Bingham	0/0	0/0	0/0	0/0	0/0	0/0	0/0	0/0	0.5/2	1/7	0/0	0/0	0/0	1.5/9
T. Johnson	0/0	0/0	0/0	0/0	0/0	0/0	0.5/1	0/0	0/0	0/0	0/0	1/5	0/0	1.5/6
D. Williams	0/0	0/0	0/0	0/0	0/0	0/0	0/0	0/0	1/15	0/0	0/0	0/0	0/0	1/15
J. Clanton	0/0	0/0	0/0	0/0	0/0	0/0	0/0	0/0	0/0	1/8	0/0	0/0	0/0	1/8
L. Smith	0/0	0/0	1/6	0/0	0/0	0/0	0/0	0/0	0/0	0/0	0/0	0/0	0/0	1/6
<u>Hollowell</u>	<u>0/0</u>	<u>0/0</u>	<u>1/5</u>	<u>0/0</u>	<u>0/0</u>	<u>0/0</u>	<u>0/0</u>	<u>0/0</u>	<u>0/0</u>	<u>0/0</u>	<u>0/0</u>	<u>0/0</u>	<u>0/0</u>	<u>1/5</u>
Totals	4/47	1/9	6/40	1/8	0/0	1/10	4/14	0/0	2/18	3/24	1/9	4/16	1/7	28/202

Tackles for Loss (Number-Yards)

<u>Name</u>	<u>ASU</u>	<u>TSU</u>	<u>USU</u>	<u>PSU</u>	<u>ISU</u>	<u>MSU</u>	<u>MU</u>	<u>OSU</u>	<u>A&M</u>	<u>UT</u>	<u>KU</u>	<u>KSU</u>	<u>CU</u>	<u>Total</u>
Kelsay	2/17	1/3	2/13	1/8	3/5	0/0	DNP	DNP	DNP	DNP	DNP	1/2	0/0	10/48
Ruud	0/0	0/0	2/9	1/1	0/0	1/2	0/0	0/0	0/0	3/13	0/0	2/3	1/2	10/30
Kabongo	1/8	1/9	0/0	0/0	3/3	0/0	1/0	1/2	1/1	1/2	0/0	0/0	0/0	9/25
D. Adams	2/9	0/0	0/0	0/0	2/2	0/0	2/4	1/1	1/3	0/0	0/0	1/4	0/0	9/23
T. Johnson	2/7	1/2	0/0	0/0	2/3	1/1	1/1	0/0	0/0	0/0	1/2	1/5	0/0	9/21
J. Smith	1/9	0/0	0/0	0/0	0/0	0/0	1/1	0/0	3/6	1/1	2/2	0/0	0/0	8/19
Bingham	1/1	1/1	0/0	0/0	2/3	0/0	0/0	1/2	1/2	1/7	0/0	1/1	1/1	9/18
S. Shanle	0/0	1/1	0/0	0/0	1/1	1/10	0/0	1/2	0/0	0/0	0/0	1/5	0/0	5/19
Bland	0/0	0/0	1/1	1/5	1/5	0/0	1/1	0/0	1/1	0/0	0/0	0/0	1/3	6/16
D. Williams	0/0	1/1	0/0	0/0	0/0	0/0	0/0	0/0	1/15	0/0	1/1	1/1	2/6	6/24
L. Smith	1/1	0/0	2/7	0/0	0/0	0/0	0/0	0/0	0/0	0/0	1/1	0/0	1/1	5/10
T. Adams	0/0	0/0	1/8	1/1	0/0	0/0	0/0	0/0	0/0	0/0	1/9	DNP	0/0	3/18
Clanton	0/0	0/0	0/0	0/0	0/0	0/0	0/0	1/3	1/3	1/8	0/0	0/0	1/0	4/14
Hopkins	1/4	0/0	0/0	0/0	1/1	0/0	1/8	0/0	0/0	DNP	0/0	0/0	1/7	4/20
Hollowell	0/0	0/0	1/5	0/0	0/0	1/1	0/0	0/0	0/0	0/0	0/0	0/0	0/0	2/6
Sievers	DNP	1/3	DNP	1/1	0/0	0/0	0/0	0/0	0/0	0/0	0/0	DNP	DNP	2/4
Groce	0/0	0/0	0/0	0/0	0/0	0/0	1/2	1/1	0/0	0/0	0/0	0/0	0/0	2/3
Terpening	1/1	0/0	0/0	0/0	1/0	0/0	0/0	0/0	0/0	0/0	0/0	0/0	0/0	2/1
Ricketts	0/0	0/0	1/4	0/0	0/0	0/0	0/0	0/0	0/0	0/0	0/0	0/0	0/0	1/4
McPherson	0/0	1/3	0/0	0/0	0/0	0/0	0/0	0/0	DNP	0/0	0/0	0/0	0/0	1/3
Toline	0/0	DNP	0/0	DNP	DNP	DNP	DNP	DNP	DNP	DNP	1/3	DNP	DNP	1/3
Washington	0/0	0/0	0/0	0/0	0/0	0/0	1/2	0/0	0/0	0/0	0/0	0/0	0/0	1/2
Behrends	DNP	DNP	DNP	DNP	DNP	DNP	DNP	DNP	DNP	DNP	1/2	DNP	DNP	1/2
Grixby	0/0	0/0	0/0	0/0	0/0	0/0	0/0	0/0	0/0	0/0	1/1	0/0	0/0	1/1
T. Hassebroek	0/0	0/0	0/0	0/0	0/0	0/0	0/0	0/0	0/0	0/0	1/1	0/0	0/0	1/1
<u>Siegel</u>	<u>0/0</u>	<u>0/0</u>	<u>0/0</u>	<u>0/0</u>	<u>0/0</u>	<u>0/0</u>	<u>0/0</u>	<u>0/0</u>	<u>0/0</u>	<u>0/0</u>	<u>1/1</u>	<u>0/0</u>	<u>0/0</u>	<u>1/1</u>
Totals	12/63	7/23	10/47	5/16	11/33	4/14	6/19	4/11	6/31	7/31	8/23	7/21	6/20	93/352

Pancake Blocks

<u>Name</u>	<u>ASU</u>	<u>TSU</u>	<u>USU</u>	<u>PSU</u>	<u>ISU</u>	<u>MSU</u>	<u>MU</u>	<u>OSU</u>	<u>A&M</u>	<u>UT</u>	<u>KU</u>	<u>KSU</u>	<u>CU</u>	<u>Total</u>
Incognito	14	13	8	7	5	12	6	21	28	22	10	11	14	171
Garrison	6	7	14	14	5	12	7	12	20	11	8	16	8	140
Erickson	11	12	4	10	0	14	6	5	16	10	4	6	3	101
Cody	9	8	11	6	0	13	10	6	4	9	10	2	4	92
Vili Waldrop	3	6	7	6	5	6	3	7	24	6	5	5	8	91
Tagoa'i	10	1	12	1	2	8	7	7	18	3	10	1	11	91
Povendo	0	1	5	1	2	0	1	1	0	2	1	0	0	14
Kolterman	1	5	1	0	0	1	0	0	0	0	4	0	0	12
Sewell	4	1	4	DNP	DNP	2	DNP	DNP	DNP	DNP	0	DNP	DNP	11
Andersen	0	0	3	DNP	DNP	1	DNP	DNP	DNP	DNP	3	DNP	DNP	7
<u>Koethe</u>	<u>0</u>	<u>0</u>	<u>0</u>	<u>0</u>	<u>0</u>	<u>1</u>	<u>0</u>	<u>0</u>	<u>0</u>	<u>0</u>	<u>0</u>	<u>0</u>	<u>0</u>	<u>1</u>
Totals	58	54	69	45	19	70	40	59	110	63	55	41	48	731

2002 Big 12 Final Standings

North Division <u>Team</u>	Conference				Overall				<u>Bowl</u>	(AP/Coaches)
	<u>W</u>	<u>L</u>	<u>Pct.</u>	<u>PF-PA</u>	<u>W</u>	<u>L</u>	<u>Pct.</u>	<u>PF-PA</u>		<u>Natl. Rank</u>
Colorado	7	1	.875	281-175	9	4	.692	370-294	Alamo Bowl vs. Wisconsin	14/14
Kansas State	6	2	.750	342-91	10	2	.833	548-127	Holiday Bowl vs. Arizona State	6/6
Iowa State	4	4	.500	201-238	7	6	.538	388-362	Humanitarian Bowl vs. Boise State	
Nebraska	3	5	.375	192-215	7	6	.538	360-308	Independence Bowl vs. Ole Miss	
Missouri	2	6	.250	214-268	5	7	.417	360-352		
Kansas	0	8	.000	125-380	2	10	.167	248-507		

South Division <u>Team</u>	Conference				Overall				<u>Bowl</u>	(AP/Coaches)
	<u>W</u>	<u>L</u>	<u>Pct.</u>	<u>PF-PA</u>	<u>W</u>	<u>L</u>	<u>Pct.</u>	<u>PF-PA</u>		<u>Natl. Rank</u>
Oklahoma	6	2	.750	305-154	11	2	.846	507-202	Rose Bowl vs. Washington State	8/8
Texas	6	2	.750	235-160	10	2	.833	404-192	Cotton Bowl vs. LSU	9/9
Texas Tech	5	3	.625	298-286	8	5	.615	482-424	Tangerine Bowl vs. Clemson	
Oklahoma State	5	3	.625	256-230	7	5	.583	413-333	Houston Bowl vs. Southern Miss	
Texas A&M	3	5	.375	266-245	6	6	.500	345-280		
Baylor	1	7	.125	93-366	3	9	.250	202-496		

Big 12 Championship Game: Oklahoma 29, Colorado 7

Big 12 Team Statistics (national ranking)

Rushing Offense

<u>No.</u>	<u>Team</u>	<u>G</u>	<u>Att.</u>	<u>Yards</u>	<u>Avg.</u>	<u>TD</u>	<u>Avg./Game</u>
1.	Nebraska (4)	13	672	3,496	5.2	29	268.9
2.	Kansas State (5)	12	609	3,214	5.3	49	267.8
3.	Colorado (7)	13	608	3,136	5.2	27	241.2
4.	Oklahoma (31)	13	545	2,522	4.6	32	194.0
5.	Missouri (38)	12	494	2,204	4.5	27	183.7
6.	Iowa State (62)	13	513	1,885	3.7	29	145.0
7.	Oklahoma State (63)	12	408	1,736	4.3	23	144.7
8.	Texas (71)	12	479	1,649	3.4	21	137.4
9.	Kansas (84)	12	472	1,515	3.2	18	126.2
10.	Texas A&M (92)	12	421	1,418	3.4	16	118.2
11.	Baylor (105)	12	447	1,241	2.8	16	103.4
12.	Texas Tech (107)	13	358	1,300	3.6	14	100.0

Passing Offense

<u>No.</u>	<u>Team</u>	<u>G</u>	<u>Att.</u>	<u>Comp.</u>	<u>Int.</u>	<u>Pct.</u>	<u>Yds.</u>	<u>Avg.</u>	<u>TD</u>	<u>Yds./Game</u>
1.	Texas Tech (2)	13	718	476	14	66.3	4,980	6.9	45	383.1
2.	Texas A&M (20)	12	425	219	19	51.5	3,216	7.6	25	268.0
3.	Oklahoma St. (27)	12	414	222	14	53.6	3,104	7.5	30	258.7
4.	Texas (35)	12	376	225	11	59.8	2,982	7.9	24	248.5
5.	Iowa State (41)	13	412	235	18	57.0	3,178	7.7	15	244.5
6.	Baylor (48)	12	400	224	22	56.0	2,778	6.9	10	231.5
7.	Missouri (65)	12	380	204	7	53.7	2,438	6.4	17	203.2
8.	Oklahoma (70)	13	390	223	11	57.2	2,588	6.6	26	199.1
9.	Kansas (78)	12	430	200	13	46.5	2,286	5.3	13	190.5
10.	Kansas St. (100)	12	195	109	6	55.9	1,851	9.5	13	154.2
11.	Colorado (104)	13	298	154	9	51.7	1,907	6.4	14	146.7
12.	Nebraska (112)	13	218	98	10	45.0	1,369	6.3	11	105.3

Total Offense

<u>No.</u>	<u>Team</u>	<u>G</u>	<u>Att.</u>	<u>Yards</u>	<u>Avg./Att.</u>	<u>TD</u>	<u>Avg./Game</u>
1.	Texas Tech (4)	13	1,076	6,280	5.8	59	483.1
2.	Kansas State (17)	12	804	5,065	6.3	62	422.1
3.	Oklahoma St. (32)	12	822	4,840	5.9	53	403.3
4.	Oklahoma (40)	13	935	5,110	5.5	58	393.1
5.	Iowa State (44)	13	925	5,063	5.5	44	389.5
6.	Colorado (46)	13	906	5,043	5.6	41	387.9
7.	Missouri (47)	12	874	4,642	5.3	44	386.8
8.	Texas A&M (49)	12	846	4,634	5.5	41	386.2
9.	Texas (50)	12	855	4,631	5.4	45	385.9
10.	Nebraska (61)	13	890	4,865	5.5	40	374.2
11.	Baylor (96)	12	847	4,019	4.7	26	337.9
12.	Kansas (105)	12	902	3,801	4.2	31	316.8

Net Punting

<u>No.</u>	<u>Team</u>	<u>Punts</u>	<u>Yds.</u>	<u>Ret.</u>	<u>Yds.</u>	<u>Opp.</u>	<u>Net</u>
1.	Colorado (2)	66	3,128	34	351		42.1
2.	Kansas State (6)	47	1,905	20	110		38.2
3.	Nebraska (9)	69	2,893	28	268		38.0
4.	Missouri (19)	67	2,844	29	371		36.9
5.	Texas A&M (30)	68	2,931	36	477		36.1
6.	Oklahoma (37)	73	2,774	26	176		35.6
7.	Kansas (43)	85	3,489	41	494		35.2
8.	Oklahoma State (46)	64	2,654	34	401		35.2
9.	Iowa State (66)	64	2,494	31	313		34.1
10.	Texas (67)	65	2,536	29	328		34.0
11.	Texas Tech (76)	46	1,778	17	231		33.6
12.	Baylor (117)	86	2,991	45	706		26.6

Kickoff Returns

<u>No.</u>	<u>Team</u>	<u>G</u>	<u>No.</u>	<u>Yds.</u>	<u>TD</u>	<u>Avg.</u>
1.	Texas (2)	12	16	399	0	24.9
2.	Kansas State (9)	12	17	409	1	24.1
3.	Colorado (22)	13	26	592	0	22.8
4.	Nebraska (25)	13	43	966	0	22.5
5.	Missouri (43)	12	48	1,003	0	20.9
6.	Oklahoma (59)	13	28	560	0	20.0
7.	Texas A&M (66)	12	36	711	0	19.8
8.	Kansas (74)	12	52	1,016	1	19.5
9.	Oklahoma State (92)	12	36	694	0	19.3
10.	Texas Tech (99)	13	49	904	1	18.4
11.	Iowa State (107)	13	47	828	0	17.6
12.	Baylor (115)	12	64	1,043	0	16.3

Punt Returns

<u>No.</u>	<u>Team</u>	<u>G</u>	<u>No.</u>	<u>Yds.</u>	<u>TD</u>	<u>Avg.</u>
1.	Nebraska (3)	13	43	728	5	16.9
2.	Oklahoma (9)	13	43	640	4	14.9
3.	Kansas State (13)	12	45	648	5	14.4
4.	Texas (17)	12	35	493	2	14.1
5.	Oklahoma State (19)	12	38	522	1	13.7
6.	Colorado (23)	13	32	427	2	13.3
7.	Missouri (24)	12	27	353	1	13.1
8.	Texas Tech (28)	13	53	677	2	12.8
9.	Iowa State (48)	13	35	385	3	11.0
10.	Texas A&M (85)	12	29	242	1	8.3
11.	Baylor (93)	12	27	216	0	8.0
12.	Kansas (105)	12	19	124	0	6.5

Scoring Offense

No.	Team	G	TD	XP	2XP	DXP	FG	Saf.	Pts.	Avg.
1.	Kansas State (2)	12	74	61	3	1	11	1	548	45.7
2.	Oklahoma (5)	13	66	57	3	0	14	3	507	39.0
3.	Texas Tech (7)	13	64	55	5	0	11	0	482	37.1
4.	Oklahoma St. (16)	12	56	52	1	1	7	0	413	34.4
5.	Texas (17)	12	51	50	0	0	16	0	404	33.7
6.	Missouri (37)	12	48	43	0	0	9	1	360	30.0
7.	Iowa State (41)	13	48	45	1	0	17	1	388	29.8
8.	Texas A&M (48)	12	45	39	0	0	12	0	345	28.8
9.	Colorado (49)	13	48	41	4	0	11	0	370	28.5
10.	Nebraska (54)	13	46	45	0	0	13	0	360	27.7
11.	Kansas (96)	12	33	23	2	0	7	1	248	20.7
12.	Baylor (115)	12	26	17	4	0	7	0	202	16.8

Turnover Margin

No.	Team	Gained			Lost			Game	Mar.
		Fum	Int.	Tot.	Fum	Int.	Tot.		
1.	Oklahoma (10)	11	22	33	5	11	16	1.31	+17
2.	Texas (11)	11	21	32	6	11	17	1.25	+15
3.	Missouri (14)	12	12	24	5	7	12	1.00	+12
4.	Kansas St. (19)	13	19	32	16	6	22	0.83	+10
5.	Colorado (40)	12	14	26	11	9	20	0.46	+6
6.	Texas A&M (51)	14	16	30	9	19	28	0.17	+2
7.	Iowa State (60)	17	10	27	9	18	27	0.00	0
8.	Nebraska (68)	8	13	21	12	10	22	-0.08	-1
9.	Okla. St. (69)	8	11	19	6	14	20	-0.08	-1
10.	Kansas (91)	5	12	17	13	13	26	-0.75	-9
11.	Texas Tech (97)	3	12	15	14	14	28	-1.00	-13
12.	Baylor (115)	10	8	18	13	22	35	-1.42	-17

Rushing Defense

No.	Team	G	Att.	Yards	Avg./Att.	TD	Avg./Game
1.	Kansas State (3)	12	420	887	2.1	6	73.9
2.	Oklahoma (25)	13	475	1,506	3.2	9	115.8
3.	Texas A&M (36)	12	468	1,571	3.4	14	130.9
4.	Texas (39)	12	425	1,605	3.8	9	133.8
5.	Oklahoma State (49)	12	496	1,764	3.6	23	147.0
6.	Nebraska (57)	13	517	2,001	3.9	23	153.9
7.	Baylor (67)	12	440	1,963	4.5	31	163.6
8.	Missouri (75)	12	511	2,013	3.9	22	167.8
9.	Colorado (77)	13	507	2,188	4.3	23	168.3
10.	Texas Tech (85)	13	519	2,254	4.3	28	173.4
11.	Iowa State (87)	13	544	2,287	4.2	26	175.9
12.	Kansas (114)	12	533	3,075	5.8	34	256.2

Scoring Defense

No.	Team	G	TD	XP	2XP	DXP	FG	Saf.	Pts.	Avg.
1.	Kansas State (1)	12	16	14	0	1	5	0	127	10.6
2.	Oklahoma (6)	13	25	21	2	0	9	0	202	15.5
3.	Texas (8)	12	25	18	3	0	6	0	192	16.0
4.	Colorado (39)	13	39	31	0	0	9	1	294	22.6
5.	Texas A&M (41)	12	34	27	2	0	15	0	280	23.3
6.	Nebraska (45)	13	38	35	0	0	15	0	308	23.7
7.	Oklahoma St. (73)	12	45	31	3	0	8	1	333	27.8
8.	Iowa State (77)	13	47	44	0	0	12	0	362	27.8
9.	Missouri (81)	12	44	35	4	0	15	0	352	29.3
10.	Texas Tech (93)	13	57	50	2	0	8	2	424	32.6
11.	Baylor (114)	12	67	58	0	0	12	0	496	41.3
12.	Kansas (115)	12	67	57	4	0	12	2	507	42.2

Pass Efficiency Defense

No.	Team	Att.	Cmp.	Int.	Pct.	Yds.	TD	Effic.
1.	Kansas State (5)	361	163	19	45.2	2,040	9	90.3
2.	Oklahoma (9)	398	189	22	47.5	2,355	12	96.1
3.	Texas (10)	354	173	21	48.9	1,954	16	98.3
4.	Nebraska (26)	415	206	13	49.6	2,701	11	106.8
5.	Colorado (30)	429	242	14	56.4	2,576	14	111.1
6.	Texas A&M (44)	401	229	16	57.1	2,490	17	115.3
7.	Iowa State (49)	394	225	10	57.1	2,420	15	116.2
8.	Oklahoma St. (65)	452	252	11	55.8	3,098	20	123.1
9.	Texas Tech (82)	416	238	12	57.2	3,035	25	132.6
10.	Missouri (90)	426	253	12	59.4	3,391	19	135.3
11.	Baylor (107)	382	235	8	61.5	2,900	30	147.0
12.	Kansas (109)	302	167	12	55.3	2,594	27	149.0

Total Defense

No.	Team	G	Att.	Yards	Avg./Att.	TD	Avg./Game
1.	Kansas State (1)	12	781	2,927	3.7	15	243.9
2.	Texas (12)	12	779	3,559	4.6	25	296.6
3.	Oklahoma (13)	13	873	3,861	4.4	21	297.0
4.	Texas A&M (35)	12	869	4,061	4.7	31	338.4
5.	Nebraska (55)	13	932	4,702	5.0	34	361.7
6.	Iowa State (56)	13	938	4,707	5.0	41	362.1
7.	Colorado (60)	13	936	4,764	5.1	37	366.5
8.	Oklahoma State (87)	12	948	4,862	5.1	43	405.2
9.	Baylor (88)	12	822	4,863	5.9	61	405.2
10.	Texas Tech (93)	13	935	5,529	5.7	53	406.8
11.	Missouri (107)	12	937	5,404	5.8	41	450.3
12.	Kansas (112)	12	835	5,669	6.8	61	472.4

Big 12 Individual Statistics (NU players-national rank)

Total Offense

No.	Player	G	Rush	Pass	Plays	Total	Yds./G
1.	Kingsbury, Kliff, TT	13	-84	4,642	765	4,558	350.6
2.	Smith, Brad, MU	12	1,029	2,333	559	3,362	280.2
3.	Wallace, Senace, IS	13	354	3,138	516	3,492	268.6
4.	Whittemore, Bill, KU	9	549	1,666	442	2,215	246.1
5.	Simms, Chris, UT	12	-103	2,938	433	2,835	236.2
6.	Fields, Josh, OS	12	-73	2,835	412	2,762	230.2
7.	Roberson, Ell, KS	11	969	1,365	331	2,334	212.2
8.	Long, Dustin, TA	12	13	2,509	382	2,522	210.2
9.	Lord, Jammal, NU (57)	13	1,329	1,269	422	2,598	199.8
10.	Hybl, Nate, OU	13	-40	2,298	391	2,258	173.7

Pass Efficiency

No.	Player	G	Att.	Cmp.	Int.	Pct.	Yards	TD	Effic.
1.	Simms, Chris, UT	12	368	220	11	.598	2,938	24	142.4
2.	Kingsbury, Kliff, TT	13	669	447	12	.668	4,642	42	142.2
3.	Fields, Josh, OS	12	368	205	9	.557	2,835	29	141.5
4.	Roberson, Ell, KS	11	147	80	4	.544	1,365	6	140.4
5.	Hybl, Nate, OU	13	334	190	8	.569	2,298	22	131.6
6.	Long, Dustin, TA	12	333	177	16	.532	2,509	19	125.7
7.	Wallace, Senaca, IS	13	405	231	18	.570	3,138	14	124.6
8.	Hodge, Robert, CU	12	245	131	6	.535	1,547	12	117.8
9.	Smith, Brad, MU	12	366	196	6	.536	2,333	15	117.3
10.	Karas, Aaron, BU	11	251	150	13	.598	1,792	6	117.3

Rushing

No.	Name	G	Att.	Yards	Avg./Att.	TD	Avg./Game
1.	Brown, Chris, CU	11	275	1,744	6.3	18	158.5
2.	Griffin, Quentin, OU	13	257	1,740	6.8	14	133.8
3.	Sproles, Darren, KS	12	216	1,347	6.2	16	112.2
4.	Benson, Cedric, UT	12	293	1,247	4.3	11	103.9
5.	Lord, Jammal, NU (33)	13	234	1,329	5.7	8	102.2
6.	Bell, Tatum, OS	10	162	936	5.8	10	93.6
7.	Roberson, Ell, KS	11	184	969	5.3	13	88.1
8.	Smith, Brad, MU	12	193	1,029	5.3	7	85.8
9.	Farmer, Derek, TA	10	172	739	4.3	7	73.9
10.	Abron, Zack, MU	11	176	758	4.3	15	68.9

Receptions Per Game

No.	Name	G	Rec.	Yards	TD	Rec./Game
1.	Woods, Rashaun, OS	12	98	1,531	16	8.2
2.	Henderson, Taurean, TT	13	90	577	5	6.9
3.	Gage, Justin, MU	12	82	1,075	9	6.8
4.	Welker, Wes, TT	13	83	1,034	6	6.4
5.	Newhouse, Reggie, BU	12	75	1,140	3	6.2
6.	Williams, Roy, UT	11	60	1,000	11	5.5
7.	Danielson, Lane, IS	12	59	1,026	3	4.9
8.	Paige, Anton, TT	10	48	565	7	4.8
9.	Peters, Mickey, TT	12	57	663	7	4.8
10.	Taylor, Jamar, TA	10	44	760	3	4.4

Receiving Yards Per Game

No.	Name	G	Rec.	Yards	TD	Yds./Game
1.	Woods, Rashaun, OS	12	98	1,531	16	127.6
2.	Newhouse, Reggie, BU	12	75	1,140	3	95.0
3.	Williams, Roy, UT	11	60	1,000	11	90.9
4.	Gage, Justin, MU	12	82	1,075	9	89.6
5.	Danielsen, Lane, IS	12	59	1,026	3	85.5
6.	Welker, Wes, TT	13	83	1,034	6	79.5
7.	Taylor, Jamar, TA	10	44	760	3	76.0
8.	Johnson, Bethel, TA	12	40	718	8	59.8
9.	Paige, Anton, TT	10	48	565	7	56.5
10.	Porter, Greg, TA	12	75	669	4	55.8

Scoring

No.	Name	G	TD	EX	FG	Pts.	Pts./Game
1.	Brown, Chris, CU	11	18	0	0	108	9.8
2.	Abron, Zack, MU	11	17	0	0	102	9.3
3.	Sproles, Darren, KS	12	16	1	0	98	8.2
4.	Mangum, Dusty, UT	12	0	49	16	97	8.1
5.	Woods, Rashaun, OS	12	16	0	0	96	8.0
6.	Griffin, Quentin, OU	13	17	0	0	102	7.8
7.	Rheem, Joe, KS	10	0	49	9	76	7.6
8.	DiCarlo, Trey, OU	13	0	54	14	96	7.4
9.	Whittemore, Bill, KU	9	11	0	0	66	7.3
10.	Roberson, Ell, KS	11	13	1	0	80	7.3

Kickoff Returns

No.	Name	G	No.	Yds.	TD	Avg.
1.	Sneed, Roderick, CU	12	17	468	0	27.5
2.	Meeks, Vincent, TT	11	12	311	1	25.9
3.	Heaggans, Greg, KU	12	28	691	1	24.7
4.	Mitchell, Shirdonya, MU	10	16	385	0	24.1
5.	Davis, Josh, NU (28)	12	37	889	0	24.0
6.	Massey, Chris, OS	12	19	443	0	23.3
7.	Young, Lance, IS	13	25	530	0	21.2
8.	Thomas, Terrence, TA	12	12	252	0	21.0
9.	Johnson, Bethel, TA	12	12	252	0	21.0
10.	Roberson, Tyrone, MU	9	11	224	0	20.4

Punt Returns

No.	Name	G	No.	Yds.	TD	Avg.
1.	Groce, DeJuan, NU (3)	13	35	630	3	18.0
2.	Bloom, Jeremy, CU	12	20	336	2	16.8
3.	Newman, Terence, KS	12	22	358	2	16.3
4.	Perkins, Antonio, OU	12	34	487	2	14.3
5.	Vasher, Nathan, UT	10	25	356	1	14.2
6.	James, Marcus, MU	11	24	327	1	13.6
7.	Welker, Wes, TT	13	52	665	2	12.8
8.	Johnson, Bethel, TA	12	12	139	0	11.6
9.	Davis-Bryant, T., OS	12	27	307	0	11.4
10.	Sproles, Darren, KS	12	15	154	0	10.3

All-Purpose Yards

No.	Name	G	Rush	Rec.	KR	PR	Total	Yds./Game
1.	Brown, Chris, CU	11	1,744	40	0	0	1,787	162.2
2.	Griffin, Quentin, OU	13	1,740	259	0	0	1,999	153.8
3.	Welker, Wes, TT	13	214	1,034	5	665	1,918	147.5
4.	Sproles, Darren, KS	12	1,347	99	61	154	1,661	138.4
5.	Woods, Rashaun, OS	12	0	1,531	0	0	1,531	127.6
6.	Benson, Cedric, UT	12	1,247	90	0	0	1,337	111.4
7.	Henderson, T., TT	13	733	577	27	0	1,337	102.8
8.	Lord, Jammal, NU (99)	13	1,329	0	0	0	1,329	102.2
9.	Green, Clark, KU	12	813	408	0	0	1,221	101.8
10.	Bell, Tatum, OS	10	936	60	0	0	996	99.6

Field Goals

No.	Name	G	FG	FGA	Pct.	FG/Game
1.	Mangum, Dusty, UT	12	16	24	66.7	1.33
2.	Benike, Adam, IS	13	16	22	72.7	1.23
3.	Pegram, Todd, TA	11	12	21	57.1	1.09
4.	DiCarlo, Trey, OU	13	14	19	73.7	1.08
5.	Brown, Josh, NU (67)	12	11	15	73.3	0.92
6.	Rheem, Joe, KS	10	9	12	75.5	0.90
7.	Treece, Robert, TT	13	11	17	64.7	0.85
8.	Brougham, Patrick, TT	13	11	25	44.0	0.85
9.	Matheny, Mike, MU	12	9	13	69.2	0.75
10.	Beck, Johnny, KU	11	7	17	41.2	0.64

Punting

No.	Name (min. 3.6 punts/game)	G	Punts	Yards	Avg.
1.	Mariscal, Mark, CU	13	61	2,941	48.2
2.	Scates, Cody, TA	12	67	2,931	43.7
3.	Larson, Kyle, NU (10)	13	67	2,833	43.2
4.	Harvey, Brock, MU	10	54	2,295	42.5
5.	Yelk, Tony, IS	13	45	1,907	42.4
6.	Brown, Travis, KS	12	41	1,734	42.3
7.	Ansel, Curtis, KU	12	82	3,459	42.2
8.	Farden, Cole, OS	12	53	2,192	41.4
9.	Bradford, Brian, UT	12	60	2,424	40.4
10.	Greathouse, Clinton, TT	13	45	1,778	39.5

Interceptions Per Game

No.	Name	G	Int.	Yards	TD	Int./Game
1.	Walker, Bobby, KS	10	5	177	3	0.5
2.	Johnson, Remuise, KU	12	6	7	0	0.5
3.	Strait, Derrick, OU	13	6	175	1	0.5
4.	Pearson, Dakarai, UT	12	5	53	0	0.4
5.	Newman, Terence, KS	12	5	21	0	0.4
6.	Appel, Jaxson, TA	10	4	46	0	0.4
7.	Vasher, Nathan, UT	10	4	3	0	0.4
8.	Everage, Brandon, OU	13	5	92	0	0.4
9.	Jones, R.J., MU	11	4	39	0	0.4
10.	Jones, Byron, TA	12	4	117	1	0.3