



K-STATE

2008-09 MEN'S BASKETBALL



K-State is proud of its partnership with
1st Battalion, 7th Field Artillery Regiment

SCHEDULE/RESULTS

NOVEMBER

9	WASHBURN (Exh.)	W, 81-57	Webcast
14	FLORIDA A&M	W, 96-57	FSKC
16	SE MISSOURI STATE	W, 88-68	Webcast
19	EMPORIA STATE	W, 82-60	FSKC
22	at Cleveland State	W, 69-59	
25	OAKLAND	W, 83-64	FSKC
28	vs. Kentucky%	L, 72-74	ESPNU
29	vs. Iowa%	L, 63-65	

DECEMBER

7	at Oregon&	L, 70-75	FSN
11	SOUTHERN MISS@	W, 74-55	FSKC
14	GARDNER-WEBB	W, 107-48	Webcast
20	CENTENARY	W, 73-51	Webcast
30	WAGNER	W, 82-53	FSKC

JANUARY

3	IDAHO STATE	W, 83-57	FSKC
5	CHICAGO STATE	W, 99-68	FSKC
10	6/6 OKLAHOMA*	L, 53-61	B12 Network
13	at Kansas*	L, 71-87	B12 Network
17	at Nebraska*	L, 51-73	B12 Network
21	rv/23 BAYLOR*	L, 65-83	ESPN2
24	at Colorado*	W, 77-75 (OT)	B12 Network
28	rv/rv MISSOURI*	W, 88-72	FSKC
31	at 11/12 Texas*	W, 85-81 (OT)	B12 Network

FEBRUARY

3	IOWA STATE*	W, 65-50	FSKC
7	at Texas A&M*	W, 65-60	B12 Network
11	TEXAS TECH*	W, 85-73	ESPNU
14	16/16 KANSAS*	L, 74-85	ABC
17	NC CENTRAL	W, 95-49	Webcast
21	at Iowa State*	W, 50-46	FSKC
25	at 11/8 Missouri*	L, 74-94	ESPNU
28	NEBRASKA*	7 p.m.	B12 Network

MARCH

3	at Oklahoma State*	6:30 p.m.	ESPN2
7	COLORADO*	12:30 p.m.	B12 Network
11-14	Big 12 Championship\$		ESPN/Plus
19-22	NCAA First/Second Rounds		CBS
26-29	NCAA Regionals		CBS

APRIL

4-6	NCAA Final Four#		CBS
-----	------------------	--	-----

% Findlay Toyota Las Vegas Invitational (Las Vegas, Nev.)
& Big 12/Pac-10 Hardwood Series (Eugene, Ore.)
@ To be played at Sprint Center (Kansas City, Mo.)
\$ Phillips 66 Big 12 Championship (Oklahoma City, Okla.)
NCAA Final Four (Detroit, Mich.)

FSN Kansas City is broadcast throughout the state and Kansas City area
FSKC broadcasts can also be found on ESPN Full Court and ESPN360
Big 12 Network is ESPN regional television

K-STATE SPORTS INFORMATION

1800 College Avenue
Bramlage Coliseum, Suite 37
Manhattan, KS 66502

Men's Basketball Contact: Tom Gilbert
Office: 785.532.7979 | Cell: 785.587.7868
Email: tgilbert@ksu.edu
Website: www.k-statesports.com

GAME INFORMATION

Kansas State (19-9) vs. Nebraska (16-10)

Date: Saturday, February 28, 2009

Tipoff: 7:05 p.m. CT

Location: Manhattan, Kan.

Arena: Bramlage Coliseum (1988)

Capacity: 12,528

Series: K-State leads 122-93 (K-State is 71-30 at home)

Television: Big 12 Network/ESPN Full Court/ESPN360.com

Dave Armstrong (play-by-play)

Jon Sundvold (analyst)

Steve Kurtenbach (producer)

Kevin Shank (director)

Channels: Metro (Kansas City), KSNT (Topeka), KMTW (Wichita)

Radio: K-State Sports Network (29-station); Yahoo! Internet Radio;

Sirius Satellite 121

Wyatt Thompson (play-by-play)

Stan Weber (analyst)

Tickets: Sold out. It is the third sell out of the season at home.



PROJECTED KANSAS STATE STARTERS

21 DENIS CLEMENTE

6-1 ■ 175 ■ Jr. ■ Bayamon, Puerto Rico
Univ. of Miami (Fla.)

PTS	REB	AST	MIN
15.3	2.6	3.2	28.7



PG

NOTES: A starter in 26 games... Has scored in double figures team-best 18 times... Has led in scoring team-best 11 times, including 7 times in Big 12 play... Team's top scorer (4th overall) in Big 12 play (18.4 ppg)... Has scored double figures in 11 of 13 Big 12 games... Posted 33 points, including 22 in the second half, at No. 11 Missouri (2/25)... Named *ESPN.com* and Big 12 Player of the Week after averaging 27 points on 54.8 percent shooting in wins over Missouri (1/28) and No. 11 Texas (1/31)... Tied Big 12 mark with 44 vs. Texas... Has scored in double figures 35 times with 2 30-point and 7 20-point games.

0 JACOB PULLEN

6-0 ■ 200 ■ So. ■ Maywood, Ill.
Proviso East (Ill.) HS

PTS	REB	AST	MIN
13.4	2.5	3.3	29.9



SG

NOTES: Has seen time in all 61 games in his career with 42 starts... Has the team's longest games played streak... Paces team in a number of categories, including 3-pointers, assists, steals and minutes, while is second in scoring and field goals... Has tallied double figures in 17 games and led in scoring 8 times... Averaging 8.3 points in last 3 contests after averaging 15.8 points in previous 4... Topped 20 points for 6th time with 22 vs. No. 16 Kansas (2/14) on 5-of-11 shooting... Led with 16 points at Texas A&M (2/7)... Totaled 23 points vs. Missouri (1/28)... Collected first double-double vs. Gardner-Webb (12/14).

23 DOMINIQUE SUTTON

6-5 ■ 210 ■ So. ■ Durham, N.C.
The Patterson (N.C.) School

PTS	REB	STL	MIN
7.6	5.1	1.1	22.5



SF

NOTES: Has seen action in 35 consecutive games dating back to last season... A starter in 26 games... Has scored in double figures 10 times, including career-high 21 points vs. Wagner (12/30)... Ranks second in steals, third in minutes and fourth in rebounding... Led team with 16 points vs. NCCU (2/17) with 8 boards... Posted 12 points vs. Texas Tech (2/11)... Had second double-double vs. Iowa State (2/3) with 13 points and 10 boards... Tallied 10 points vs. Idaho State (1/3), while tying single-game mark with 8 steals... Had career night vs. Wagner with first double-double with career-high 21 points and 10 rebounds.

42 DARREN KENT

6-11 ■ 230 ■ Sr. ■ Apple Valley, Minn.
Eastview (Minn.) HS

PTS	REB	AST	MIN
8.9	5.6	1.4	21.7



PF

NOTES: Team's lone senior has started 27 games... Has seen time in 90 career games... Has scored in double figures 13 times, including 7 times in Big 12 play... Wearing a protective mask after breaking his nose at Iowa State (2/21)... Posted 8 points and 6 rebounds in 29 minutes vs. Cyclones... Tallied 12 points vs. No. 16 Kansas (2/14) with team-high 4 assists... Stellar vs. Texas Tech (2/11) with team-high 18 points on 8-of-10 shooting with 6 boards, 4 assists and 2 steals... Missed double-doubles in wins vs. Iowa State and Texas A&M... Had 4th double-double vs. Chicago State (1/5) with career-tying 12 rebounds.

15 LUIS COLÓN

6-10 ■ 265 ■ Jr. ■ Carolina, Puerto Rico
Krop (Fla.) HS

PTS	REB	AST	MIN
5.1	5.3	0.6	19.5



C

NOTES: One of only 2 Wildcats (Pullen) to start all 28 games... Has connected on 50 percent from the field... Has scored in double figures 5 times, while he has grabbed 5 or more rebounds in 15 games... Notched second double-double vs. NCCU (2/17) with 12 points and career-high 12 rebounds... Had 9 boards each vs. Iowa State (2/3) and Texas Tech (2/11)... Tallied 10 points at Colorado (1/24)... Collected 8 points and 10 rebounds vs. Baylor (1/21)... Posted 12 points at Kansas (1/13) with 6 boards... Earned career night vs. Southern Miss (12/11) with high 18 points and 11 boards to post his first double-double.

PROJECTED NEBRASKA STARTERS

No.	Name	Position	Height	Weight	Class	Points	Rebounds	Assists	Minutes
4	Steve Harley	G	5-11	180	Sr.	10.5	3.5	2.0	30.7
5	Sek Henry	G	6-3	200	Jr.	8.3	3.3	2.2	25.8
11	Ade Dagunduro	G	6-5	200	Sr.	12.2	4.2	1.5	25.2
24	Cookie Miller	G	5-7	165	So.	7.1	2.2	3.6	28.3
32	Chris Balham	F	6-8	235	Jr.	2.2	2.5	0.1	11.0

GENERAL INFORMATION										
<p>Location: Manhattan, Kan. Founded: 1863 Enrollment: 23,520 Nickname: Wildcats School Colors: Purple (PMS 268) and White Affiliation: NCAA Division I Conference: Big 12 Arena: Bramlage Coliseum (1988) Capacity: 12,528 President: Dr. Jon Wefald (Pacific Lutheran '59) Athletics Director: Bob Krause (Western Illinois '67)</p> <p>BASKETBALL HISTORY First Year of Basketball: 1902 All-Time Record: 1,432-1,035 (.580) Overall Postseason Record: 33-34 (.493) NCAA Tournament Appearances: 23 NCAA Tournament Record: 28-27 (.509) Final Four Appearances: 4 (1948, 1951, 1958, 1964) Last NCAA Appearance: 2008 (Lost to Wisconsin in 2nd Rd.) NIT Appearances: 6 NIT Record: 5-7 (.417) Last NIT Appearance: 2007 (Lost to DePaul in 2nd Rd.) Regular Season Conference Championships: 17 (1917, 1919, 1948, 1950, 1951, 1956, 1958, 1959, 1960, 1961, 1963, 1964, 1968, 1970, 1972, 1973, 1977) Conference Tournament Titles: 2 (1977, 1980)</p> <p>BASKETBALL STAFF Head Coach: Frank Martin (Florida International '93) Record at K-State: 40-21 (.656)/Second Year Career Record: 40-21 (.656)/Second Year Associate Head Coach: Dalonte Hill (Charlotte '01) Assistant Coach: Brad Underwood (Kansas State '86) Assistant Coach: Matt Figger (Eastern Kentucky '95) Director of Operations: Andy Assaley (Cincinnati '96) Director of Development: Doug Edwards (Florida State '07) Strength Coach: Scott Greenawalt (Muskogum '98) Video Coordinator: Dylan Lockwood (Cazenovia '05) Athletic Trainer: Mike Lopriore (Eastern Kentucky '76)</p> <p>2007-08 REVIEW 2007-08 Overall Record: 21-12 (Home: 15-2, Away: 3-5, Neutral: 3-5) 2007-08 Big 12 Record: 10-6 (3rd) (Home: 7-1, Away: 3-5) Starters Returning/Lost: 1/4 Letterwinners Returning/Lost: 7/6 Newcomers: 5 Roster Breakdown: 1 Senior/6 Juniors/4 Sophomores/3 Freshmen Returning Scoring: 27 percent (703 points) Returning Field Goals: 28 percent (257 field goals) Returning Rebounding: 26 percent (357 rebounds) Returning Assists: 41 percent (210 assists) Returning Minutes: 36 percent (2419 minutes)</p> <p>MEDIA POLICIES</p> <p>Coach Frank Martin Availability: Martin will be available for interviews twice weekly during the season (typically Tuesdays and Thursdays) via a teleconference. Please contact Tom Gilbert for dates and times of these teleconferences as well as phone numbers. In addition, Martin will be available for television interviews 30 minutes prior to practice twice a week on the Bramlage Coliseum floor. Contact Tom Gilbert for dates and times.</p> <p>Player Availability: All player interviews MUST be arranged through the SID office. During the season, players are available to the media twice a week. To arrange an interview before or after practice, please call Tom Gilbert at least one day in advance. Players will not be available for game-day interviews until the postgame press conference.</p> <p>Postgame Interviews: Kansas State's locker room is closed. Media will be asked to submit a list of player requests to Tom Gilbert with five minutes remaining. Coach Frank Martin and requested players will be available in the designated interview room near the top of the Bramlage Coliseum tunnel. Requested players will first be made available for a short period time. Martin will be available following his postgame radio obligations.</p>										
KANSAS STATE BENCH										
<div>1</div> <div>FRED BROWN</div> <div>6-2 ■ 190 ■ So. ■ West Palm Beach, Fla. Dwyer (Fla.) HS</div> <table><tr><td>PTS</td><td>REB</td><td>AST</td><td>MIN</td></tr><tr><td>8.9</td><td>1.5</td><td>1.5</td><td>21.1</td></tr></table> <div><div>G</div></div>	PTS	REB	AST	MIN	8.9	1.5	1.5	21.1	<p>NOTES: A potent 3-point threat, where he ranks in the Big 12's top-15 in both 3-point field goal percentage (43.7) and 3-pointers (52)... Ranks 3rd in 3-point percentage (43.8) in Big 12-only games... Has at least one 3-pointer in 22 games, including 2+ 15 times... Has scored in double figures 10 times... Had 9 points at Texas A&M (2/7), including a game-clinching trey with 43 seconds left... Scored 13 points, including game-winning 3-pointer with 18.6 seconds left in OT, at Texas (1/31)... Had personal Big 12-high 17 points vs. Missouri (1/28)... Posted 3rd 20-point game with high 26 points vs. Chicago State (1/5).</p>	
PTS	REB	AST	MIN							
8.9	1.5	1.5	21.1							
<div>13</div> <div>JUSTIN WERNER</div> <div>6-3 ■ 190 ■ Fr. ■ Topeka, Kan. Washburn Rural (Fla.) HS</div> <table><tr><td>PTS</td><td>REB</td><td>AST</td><td>MIN</td></tr><tr><td>1.2</td><td>0.6</td><td>0.4</td><td>6.0</td></tr></table> <div><div>G</div></div>	PTS	REB	AST	MIN	1.2	0.6	0.4	6.0	<p>NOTES: A first-year walk-on in the program... Has seen action in 13 games this year, including 2 Big 12 games... Saw first official action vs. Florida A&M (11/14) with 4 points... Tallied career-high 11 points vs. Idaho State (1/3) with 3 rebounds... Played season-high 15 minutes vs. SE Missouri State (11/16)... A two-year letterman at Washburn Rural High, where he led team to the Class 6A sub-state title game... Averaged 19.0 points on 47.1 percent shooting with 3.7 rebounds, 1.7 assists and 1.2 steals... Comes from a very athletic family... Parents both swam at Illinois, while sister, Sandy, played volleyball at K-State.</p>	
PTS	REB	AST	MIN							
1.2	0.6	0.4	6.0							
<div>24</div> <div>CURTIS KELLY</div> <div>6-8 ■ 250 ■ Jr. ■ Queens, N.Y. Univ. of Connecticut</div> <table><tr><td>PTS</td><td>REB</td><td>AST</td><td>MIN</td></tr><tr><td>--</td><td>--</td><td>--</td><td>--</td></tr></table> <div><div>F</div></div>	PTS	REB	AST	MIN	--	--	--	--	<p>NOTES: Sitting out the 2008-09 season after transferring from the University of Connecticut in the off-season... A two-year letterman for the Huskies, where he helped the squad back to the NCAA Tournament in 2007-08... Averaged 2.4 points on 50 percent shooting in his two-year career with 2.2 rebounds, 0.5 blocks and 0.3 assists in 8.5 minutes per game... Scored in double figures twice, including a season-high 13 points against Morgan State (11/7/07)... A four-year letterman at Rice High in New York City, where he was named the <i>New York Post</i> and <i>New York Daily News</i> Player of the Year as a senior.</p>	
PTS	REB	AST	MIN							
--	--	--	--							
<div>25</div> <div>BUCHI AWAJI</div> <div>6-3 ■ 185 ■ Jr. ■ Los Angeles, Calif. Citrus (Calif.) College</div> <table><tr><td>PTS</td><td>REB</td><td>AST</td><td>MIN</td></tr><tr><td>3.7</td><td>1.5</td><td>0.7</td><td>10.0</td></tr></table> <div><div>G</div></div>	PTS	REB	AST	MIN	3.7	1.5	0.7	10.0	<p>NOTES: Has seen action in 20 games, averaging 10 minutes off the bench... Has played double-digit minutes 10 games... Had 7 points at No. 11 Missouri (2/25) in 7 minutes... Totaled 7 points at Iowa State (2/21) on 3-of-5 shooting, including a crucial trey right before halftime... Had season-high 12 points vs. NCCU (2/17) on 5-of-7 shooting with 3 rebounds and 2 assists... Scored in double figures in back-to-back games, including 10 vs. Chicago State (1/5)... Tallied 11 points vs. Idaho State (1/3) in season-high 21 minutes... A transfer from Citrus College, where he led team to first state title with 35-1 record.</p>	
PTS	REB	AST	MIN							
3.7	1.5	0.7	10.0							
<div>31</div> <div>CHRIS MERRIEWETHER</div> <div>6-3 ■ 210 ■ Jr. ■ Jacksonville, Fla. Arlington (Fla.) Country Day HS</div> <table><tr><td>PTS</td><td>REB</td><td>AST</td><td>MIN</td></tr><tr><td>0.9</td><td>1.4</td><td>0.7</td><td>9.3</td></tr></table> <div><div>G</div></div>	PTS	REB	AST	MIN	0.9	1.4	0.7	9.3	<p>NOTES: The former walk-on earned a scholarship for the 2008-09 season... Described as team's "Enerziger Bunny"... Has seen time in 65 games in career, including 26 of 28 this season... Posted career-high 5 points vs. Texas Tech (2/11) with 4 boards and 2 assists... Collected 2 points vs. Missouri (1/28) with 3 boards... Earned first start of the season at Nebraska (1/17), scoring 4 points to go with 5 rebounds and 2 assists in 20 minutes... Grabbed 4 boards vs. Oklahoma (1/10)... Scored 4 points vs. Gardner-Webb (12/14)... Played season-high 22 minutes at Oregon (12/7)... Has taken 14 charges in career.</p>	
PTS	REB	AST	MIN							
0.9	1.4	0.7	9.3							
<div>32</div> <div>JAMAR SAMUELS</div> <div>6-7 ■ 215 ■ RFr. ■ Washington, D.C. The Patterson (N.C.) School</div> <table><tr><td>PTS</td><td>REB</td><td>AST</td><td>MIN</td></tr><tr><td>8.8</td><td>4.9</td><td>1.1</td><td>20.3</td></tr></table> <div><div>F</div></div>	PTS	REB	AST	MIN	8.8	4.9	1.1	20.3	<p>NOTES: Averaging over 20 minutes per game despite starting just 2 games... Has posted double figures in 13 games... Leads team in blocks (27) and field goal percentage (53.6) and fifth in scoring... Collected first double-double at Iowa State (2/21) with 13 points and career-high 10 rebounds... Posted 14 points vs. NCCU (2/17) on 6-of-8 shooting with 6 rebounds... Scored personal Big 12 high 18 points vs. Missouri (1/28) with 6 boards and 4 assists... Tallied 11 points and 6 boards at Kansas (1/13) in 30 minutes... Paced with 15 points vs. Idaho State (1/3)... Scored career-high 20 points vs. Gardner-Webb (12/14).</p>	
PTS	REB	AST	MIN							
8.8	4.9	1.1	20.3							
<div>33</div> <div>VICTOR OJELEYE</div> <div>6-6 ■ 225 ■ Fr. ■ Ottawa, Kan. The Patterson (N.C.) School</div> <table><tr><td>PTS</td><td>REB</td><td>AST</td><td>MIN</td></tr><tr><td>1.1</td><td>1.1</td><td>0.1</td><td>4.0</td></tr></table> <div><div>F</div></div>	PTS	REB	AST	MIN	1.1	1.1	0.1	4.0	<p>NOTES: A first-year walk-on in the Wildcat program... Has seen action in 14 games... Has seen time in 4 Big 12 games... Tallied 2 points and 3 rebounds vs. Chicago State (1/5)... Was solid off bench vs. SE Missouri (11/16), totaling 7 points and 4 rebounds in 12 minutes... Scored first point vs. Florida A&M (11/14) to go with 3 rebounds... Spent a postgraduate year at The Patterson (N.C.) School after stellar career at Ottawa High... Owns most every Ottawa scoring and rebounding mark, including career points (1,070) and rebounds (596)... Averaged 26.5 points, 12.1 rebounds and 2.3 blocks as a senior.</p>	
PTS	REB	AST	MIN							
1.1	1.1	0.1	4.0							
<div>40</div> <div>RON ANDERSON</div> <div>6-8 ■ 255 ■ So. ■ Upper Marlboro, Md. The McCallie (Tenn.) School</div> <table><tr><td>PTS</td><td>REB</td><td>AST</td><td>MIN</td></tr><tr><td>4.8</td><td>5.5</td><td>1.1</td><td>18.6</td></tr></table> <div><div>F</div></div>	PTS	REB	AST	MIN	4.8	5.5	1.1	18.6	<p>NOTES: Has seen action in 58 games, including 38 straight contests, in career with 6 starts... Ranks second on team in field goal percentage (51.1), while he is third in rebounding and fourth in steals and blocks... Has scored in double figures 4 times... Grabbed team-high 10 rebounds at No. 11 Missouri (2/25)... Notched second double-double vs. NCCU (2/17) with season-tying 12 points and 10 boards... Posted 5 points at Texas A&M (2/7) with 7 boards and career-best 3 steals... Was solid at Texas (1/31) with 7 points and team-high 9 boards in career-high 33 minutes... Tallied double-double vs. Emporia State (11/19).</p>	
PTS	REB	AST	MIN							
4.8	5.5	1.1	18.6							
<div>FRANK MARTIN</div> <div>Head Coach ■ Second Season Florida International, '93</div> <table><tr><td>WINS</td><td>LOSSES</td><td>WIN%</td><td>YRS</td></tr><tr><td>40</td><td>21</td><td>65.6</td><td>1+</td></tr></table> <div><div>HC</div></div>		WINS	LOSSES	WIN%	YRS	40	21	65.6	1+	<p>NOTES: His 40 wins are the second-most by a head coach in his first 2 years, trailing Lon Kruger (45)... Posted third win over a Top 25 team and first on the road at Texas (1/31)... Became just second rookie coach in school history to lead his team to NCAA Tournament and first to win first NCAA game in 2007-08... One of eight first-year coaches nationally take team to NCAA Tournament and one of three to do so in first year as a collegiate head coach... His 21 wins were second-most with a rookie coach... Just third coach in school history to post 20 win in first year... Signed a new 5-year contract in the off-season.</p>
WINS	LOSSES	WIN%	YRS							
40	21	65.6	1+							
PRONUNCIATION GUIDE										
BUCHI AWAJI		BOO-chee Ah-wah-GEE								
DENIS CLEMENTE		Den-NEE Kluh-MEN-tay								
Luis COLÓN		CUH-loan								
Chris MERRIEWETHER		MERRY-weather								
Victor OJELEYE		Oh-ZUH-lay								

2008-09 STATS COMPARISON



Record	19-9	16-10
Conference	7-6	6-7
Sagarin Rating	45	70
AP/USA Today-ESPN Ranking	RV/nr	nr/nr
Current Streak	L1	L2
Scoring Average	76.4	64.0
Opponent Scoring Average	65.8	58.6
Scoring Margin	+10.6	+5.4
Field Goal Percentage	44.0	43.9
Opponent Field Goal Percentage	40.7	42.1
3-Point Field Goal Percentage	36.5	36.9
Opponent 3-Point Field Goal Percentage	34.7	33.3
3-Point Field Goal Average	6.9	6.7
3-Point Field Goal Attempts Average	18.9	18.0
Free Throws Made Per Game	15.9	12.9
Free Throw Percentage	64.5	68.1
Opponent Free Throw Percentage	70.8	69.2
Rebounding Average	39.7	28.6
Rebounding Margin	+6.8	-5.4
Turnovers Average	14.1	11.6
Opponent Turnover Average	17.2	17.4
Assists Average	14.3	13.2
Blocks Average	3.0	1.8
Steals Average	7.0	8.7

GAME PREVIEW

Kansas State (19-9, 7-6 Big 12) returns from a two-game road swing on Saturday, as the Wildcats play host to Nebraska (16-10, 6-7 Big 12) at Bramlage Coliseum beginning at 7:05 p.m. The university will pay tribute to two of its greatest players at halftime of the contest with the jersey retirements of All-Americans **Willie Murrell** (1962-64) and **Mitch Richmond** (1986-88). The pair will join the likes of fellow All-Americans **Rolando Blackman**, **Bob Boozer**, **Ernie Barrett**, **Mike Evans**, **Dick Knostman**, **Lon Kruger**, **Jack Parr** and **Chuckie Williams** to have their jerseys lifted to the rafters. The Wildcats will continue pursuit of their 20th win of its season and in the process attempt to become the first team to win 20 or more games in three consecutive years since it was done in the 1979-80, 1980-81 and 1981-82 seasons. K-State ran into a buzzsaw on Wednesday, as No. 11/8 Missouri set or tied opponent highs in eight categories in posting a 94-74 win. It was the most points allowed an opponent since Xavier scored 101 on Dec. 31, 2007 and the most allowed in a Big 12 game since Kansas scored 97 on Feb. 7, 2007. Despite the loss, the team has still won seven of its last nine games, including six of the last eight in league play, since a four-game losing streak from Jan. 10-21. The loss snapped a streak of four consecutive road conference victories, the longest since the 1979-80 season.

Kansas State could not sweep the season series from Missouri, as the Tigers enacted revenge from their earlier defeat with a convincing 20-point win at home on Wednesday. The squad set or tied opponent highs for points (94), field goals (28), free throws (33), free throws attempted (43), rebounds (47), offensive rebounds (20), points in a half (55) and fewest turnovers (20). It was the most point scored by the Tigers in the series since also scoring 94 back in 1955, while it was the largest margin of victory since an 89-59 win in 1998. Junior **Denis Clemente** single-handedly kept the Wildcats in the game with **33 points** on 12-of-19 field goals, including 4-of-7 from 3-point range. It marked the team-leading 11th time he has led the squad in scoring, while it was the team-best 18th time he has scored in double figures. The 33-point effort was his second-highest output of the season and the highest since tying the Big 12 single-game record with 44 points against No. 11 Texas on Jan. 31.

K-State remains the definition of balance with seven different leading scorers, nine different assist leaders and seven different rebounding leaders. Right now, six players are averaging seven or more points, while five players are averaging four or more rebounds. There have been 94 double-digit scoring games by 10 players. Of the 10 players, six have registered double figures 10 or more times.

The Wildcats have been a solid team defensively, allowing just **65.8 points on 40.7 percent shooting**, including 34.7 percent from 3-point range. The team is forcing an average of 17.2 turnovers per game, while **averaging 20.1 points off those turnovers**.

The contest against Nebraska will be televised on the **Big 12 Network** (*Metro Sports - Kansas City, KSNT - Topeka, KMTW - Wichita*), with **Dave Armstrong** (play-by-play) and **Jon Sundvold** (analyst) calling the action. Fans will also be able to watch the game on the **Full Court** package as well as **ESPN360.com**. Information on these outlets can be found at <http://proxy.espn.go.com/ncb/fullcourt/>.

Fans will also be able to listen to the audio broadcast on the K-State Sports Network (*Yahoo! Internet Radio; Sirius Satellite 121*) with **Wyatt Thompson** (play-by-play) and **Stan Weber** (analyst).

TICKET INFORMATION

► Sold out. It is the third sell out of the season for Kansas State.

DIGGING OUT

Kansas State became just the second school in Big 12 history to rally from 0-4 start to get back to at least .500 in league play. **Iowa State did it first in 2004-05, rallying from a 0-5 start to win seven in a row and eventually finish 9-7 in conference action**. Two other squads (Missouri - 2006-07 and Nebraska - 2007-08) both started 0-4 and came to within one game of getting back to .500 in league play before finishing 7-9. In the previous 10 occasions, **no other Wildcat team in school history has ever rallied back to .500 after starting 0-4 in league play**. The previous best finish after such a start came in 1983-84 when K-State finished Big Eight play with a 5-9 mark.

QUITE A TURNAROUND

After starting Big 12 play with four straight losses, Kansas State has seemed to have found its groove again with wins in seven of its last nine league games. The Wildcats have **averaged 73.7 points on 42 percent shooting, including 39.2 percent from 3-point range**, in the last nine Big 12 games after averaging 60 points on 38.4 percent shooting, including 29 percent from beyond the arc, in the first four league contests. During this stretch, the team is also forcing twice as many turnovers (135-56) than the previous four contests, while scoring 60 more points off those turnovers (120-40). The defensive numbers have also improved with the Wildcats holding the **nine foes to an average of 70.7 points on 41.5 percent shooting** compared to 76 points on 51 percent shooting in the first four league games.

BACK ON TRACK

Despite its early struggles in Big 12 play, K-State is still averaging nearly 77 points points per game. The team has scored 70 or more points in 20 of 28 games, including 80 or more points 12 times. The squad has posted four games of 90 or more points, including a 107-point output against Gardner-Webb on Dec. 14, which ranks as the most in a non-conference game since 1994 and the highest point total since the Wildcats scored 111 against Missouri on Jan. 3, 1998. The four 90-point games are the **most since the 1997-98 season (five)**.

The 2,139 points are the fourth-most through 28 games in school history, trailing the 1986-87 (2,232), 2007-08 (2,228) and 1987-88 (2,150) teams and just ahead of the 1997-98 (2,135) squad. The current 76.4 scoring average is just outside school's all-time top-5. This year's team is on pace to top 2,400 points for the third year in a row for the first time in school history. Prior to the 2006-07 season, the squad had scored 2,000 or more points in a season just four times in the previous 12 years. The **12 80-point games tie three other teams for the fifth-most in school history**.

Since **Frank Martin's** arrival in 2007, K-State has shown the ability to score points, totaling two of the most prolific scoring teams in school history. Last year, the Wildcats set the school mark with 2,574 points, while also posting the second-most field goals attempted (2,067) and the third-most field goals (916) and 3-point field goals made (210) as well as the third-highest scoring average (78.0).

IMPROVING D

K-State has shown the ability to play solid defense as well, holding its 28 opponents thus far to an average of 65.8 points per game. The Wildcats have held 17 foes to less than 70 points, including 12 to 60 points or less. The 1,843 points yielded are the second-fewest through 28 games in the last 25 seasons and fewest since the 1998-99 team allowed just 1,753 points. This year, **15 foes have been held to below 40 percent shooting**, while 12 have been held to below 30 percent from 3-point range. Despite allowing 70.5 points during Big 12 play, the team had held two of the more potent offenses - Oklahoma and Missouri - to 15 or more points under their averages.

MEDIA INFORMATION

Big 12 Conference Call: The Big 12 Conference men's basketball coaches will participate in a weekly media-only teleconference during the 2008-09 season. The calls begin with one call in December, followed by a weekly teleconferences beginning in January. The schedule is as follows:

Monday, Dec. 15	Monday, Feb. 16
Thursday, Jan. 8	Monday, Feb. 23
Monday, Jan. 12	Monday, March 2
Monday, Jan. 19	Monday, March 9
Monday, Jan. 26	Monday, March 16*
Monday, Feb. 2	
Monday, Feb. 9	

*For those coaches whose teams advance to the NCAA Tournament and postseason NIT. Times are TBA.

The teleconferences with each Big 12 head basketball coach start at 10 a.m. CST during the season. **Please contact the Big 12 office for the call-in and replay phone numbers**. The call can also be heard live and on replay via the Internet by visiting the Big 12 website at www.big12sports.com.

Time	Coach
10:00 a.m.	Bill Self, Kansas
10:10 a.m.	Mark Turgeon, Texas A&M
10:20 a.m.	Travis Ford, Oklahoma State
10:30 a.m.	Scott Drew, Baylor
10:40 a.m.	Mike Anderson, Missouri
10:50 a.m.	Bob Knight, Texas Tech
11:00 a.m.	Jeff Bzdelik, Colorado
11:10 a.m.	Frank Martin, Kansas State
11:20 a.m.	Jeff Capel, Oklahoma
11:30 a.m.	Doc Sadler, Nebraska
11:40 a.m.	Rick Barnes, Texas
11:50 a.m.	Greg McDermott, Iowa State

K-STATE SPORTS NETWORK

The 2008-09 season will be the fourth year of a 10-year partnership between Learfield and K-State Athletics that grants K-State Sports Properties the exclusive marketing and broadcast rights for all Wildcat teams. The network distributes its digital-quality audio stream via satellite to affiliates across Kansas and Missouri.

City	Call Letters	Station
Beloit	KVSV	1190 AM
Chanute	KINZ	95.3 FM
Clay Center	KCLY	100.9 FM
Coffeyville	KGGF	690 AM
Colby	KXXX	790 AM
Dodge City	KSKZ	98.1 FM
Emporia	KVOE	101.7 FM
Goodland	KKCI	102.5 FM
Great Bend	KZLS	107.9 FM
Hiawatha	KNZA	103.9 FM
Hutchinson	KUNZA	103.9 FM
Junction City	KJCK	1420 AM
Junction City	KBLS	102.5 AM
Kansas City	WHB	810 AM
Liberal	KSCB	1270 AM
Manhattan	KMAN	1350 AM
Manhattan	KMKF	101.5 FM
Marysville	KNDY	1570 AM
Norton	KQNK	1530 AM
Norton	KQNK	106.7 FM
Phillipsburg	KKAN	1490 AM
Phillipsburg	KQMA	92.5 FM
Russell	KRSL	990 AM
Salina	KSAL	1150 AM
Scott City	KSKL	94.5 FM
Seneca	KMZA	92.1 FM
Topeka	KDVV	100.3 FM
Wichita	KFTI	1070 AM
Winfield	KKLE	1550 AM

FRANK MARTIN SHOW

Hosted by the "Voice of the Wildcats," **Wyatt Thompson**, the Frank Martin Radio Show airs from 7-8 p.m. on the K-State Sports Network. The show is held at Carlos O'Kelly's Mexican Cafe at the Manhattan Town Center Mall and is open to the public.

Tentative radio show schedule for 2008-09 is as follows:
Mondays: Nov. 24, Dec. 1, Dec. 8, Dec. 15, Dec. 29, Jan. 12, Jan. 19, Jan. 26, Feb. 2, Feb. 9, Feb. 16, Feb. 23, March 9.
Tuesdays: Jan. 6.

ASSOCIATED PRESS TOP 25

Poll released Feb. 23

Rk	Team	Record	Pts.
1.	Pittsburgh (69)	25-2	1,797
2.	Connecticut (1)	25-2	1,692
3.	Oklahoma (2)	25-2	1,643
4.	North Carolina	24-3	1,556
5.	Memphis	24-3	1,543
6.	Louisville	21-5	1,403
7.	Duke	22-5	1,228
8.	Marquette	23-4	1,169
9.	Michigan State	21-5	1,136
10.	Villanova	22-5	1,125
11.	Missouri	23-4	1,094
12.	Clemson	22-4	1,050
13.	Wake Forest	20-5	992
14.	Arizona State	21-5	869
15.	Kansas	22-5	812
16.	Purdue	21-6	765
17.	Gonzaga	21-5	661
18.	LSU	23-4	541
19.	Xavier	22-5	413
20.	Illinois	22-6	364
21.	Washington	20-7	291
22.	UCLA	20-7	268
23.	Florida State	21-6	217
24.	Butler	23-4	192
25.	Texas	18-8	162

Others Receiving Votes: Utah 108, West Virginia 96, Syracuse 53, Arizona 33, Dayton 21, Creighton 21, Utah State 16, Florida 14, California 11, Siena 9, South Carolina 8, Penn State 8, Saint Mary's 5, Davidson 3, Minnesota 3, **KANSAS STATE 3**, Brigham Young 2, American 1, Kentucky 1, Maryland 1.

ESPN/USA TODAY TOP 25

Poll released Feb. 23

Rk	Team	Record	Pts.
1.	Pittsburgh (30)	25-2	774
2.	Connecticut (1)	25-2	721
3.	Oklahoma	25-2	691
4.	Memphis	24-3	682
5.	North Carolina	24-3	668
6.	Louisville	21-5	585
7.	Duke	22-5	559
8.	Missouri	23-4	517
9.	Michigan State	21-5	511
10.	Marquette	23-4	471
11.	Arizona State	21-5	434
12.	Villanova	22-5	428
13.	Clemson	22-4	424
14.	Wake Forest	20-5	411
15.	Kansas	22-5	355
16.	Purdue	21-6	261
17.	Gonzaga	21-5	257
18.	LSU	23-4	239
19.	UCLA	20-7	202
20.	Illinois	22-6	197
21.	Washington	20-7	178
22.	Xavier	22-5	175
23.	Butler	23-4	75
24.	Texas	18-8	55
25.	Florida State	21-6	52

Others Receiving Votes: Utah 22, Utah State 22, Dayton 21, Syracuse 18, Florida 16, Penn State 10, Arizona 9, California 7, West Virginia 7, Brigham Young 6, South Carolina 5, Saint Mary's 4, Boston College 3, Creighton 2, Kentucky 1.

Bold - 2008-09 Opponent

DIVERSE OFFENSE

Unlike last season when consensus All-American **Michael Beasley** paced the squad at 26.2 points per game, the 2008-09 team has shown a lot more diversity with its scoring output thus far.

Through 28 games, all 12 players have totaled double-digit points with eight scoring in triple digits. The duo of junior **Denis Clemente** and sophomore **Jacob Pullen** are averaging in double figures led by Clemente's 15.3 points per game. Six players are averaging seven or more points, including senior **Darren Kent** (8.9 ppg.), sophomore **Fred Brown** (8.9 ppg.), redshirt freshman **Jamar Samuels** (8.8 ppg.) and sophomore **Dominique Sutton** (7.8 ppg.). Since statistics became available in 1950, there has been just one team - the 1955-56 squad - to have six players average eight or more points in a season.

There have already been seven different leading scorers in 28 games, including a league-best six players with 20-point outings. In all, there have been **94 double-digit scoring games** with Clemente doing it a team-best 18 times. Ten players have scored in double figures with six of those players doing it 10 or more times.

BACKCOURT PLAY HAS BEEN KEY

A big key to Kansas State's hopes this season has been the play of its three primary guards - **Fred Brown**, **Denis Clemente** and **Jacob Pullen**. The trio represent nearly half of the team's point (1,019), field goals (355) and field goals attempted (865) total this season as well as over 85 percent of the 3-point field goals (163).

The play of these three guards has been key to the team's fortunes this year. In the **19 wins**, the trio is averaging **37.1 points** on 43.3 percent (245-of-566) shooting from the field, including 41.9 percent (121-of-289) from 3-point range. The squad is **2-0 when all three players score in double figures**, while they are **11-1 when both Clemente and Pullen score 10 or more points**. In the nine losses, the trio averages **34.8 points** on 36.8 percent (110-of-299) shooting, including just 30.4 percent (42-of-138) from beyond the arc.

The **trio became the first in school history to each tally 50 or more 3-pointers in a single season** since the inception of the 3-point line. They are also just the third threesome to each post 40 or more treys, joining the group of **Will Scott** (70), **Mitch Richmond** (46) and **Steve Henson** (42) in 1987-88 and **Brian Henson** (48), **Askia Jones** (45) and **Anthony Beane** (42) in 1992-93.

REBOUNDING STILL A STRENGTH

Most critics wondered how Kansas State would replace two of the best Big 12 rebounders - **Michael Beasley** and **Bill Walker** - after the duo helped the program average 41.3 rebounds a year ago. The duo plus departed seniors **Clent Stewart** and **Blake Young** averaged over 25 boards per game. Despite their absence, rebounding continues to be a strength with seven players averaging at least two boards per game.

Through 28 games, K-State is averaging 39.7 rebounds, including a Big 12-best 16.0 on the offensive end, with five players averaging four or more boards. The team ranks among the best in the Big 12 in four categories, including first in overall rebounds and offensive rebounds, second in margin (+6.8) and third in rebounding defense (32.9). Five players - **Ron Anderson**, **Luis Colon**, **Darren Kent**, **Jamar Samuels** and **Dominique Sutton** - have grabbed double-digit rebounds 13 times with Kent averaging a team-best 5.6 boards per game. Kent has a team-leading four double-doubles thus far this season, while Anderson, Colon and Sutton each has two and Samuels has one.

PRESSURE IS THE KEY

Pressure has been a big key for the Wildcats so far, as the team has scored **563 points** (almost 30 percent of season total of 2,139 points) off 481 opponent turnovers. The squad has also outscored its foes, 290-183, on fast-break opportunities. Kansas State has scored 20 or more points off turnovers in 14 of the team's 28 games, including 30 or more points twice with a season-best 41 against Gardner-Webb. **In its 19 wins, the squad has outscored its foes, 425-209 (22.4 ppg.)**, in points off turnovers with an average of 17.8 turnovers. In contrast, the team has been outscored 174-138 (15.3 ppg.) in points off turnovers in its nine losses with an average of 15.9 turnovers. In all, the Wildcats have forced nine foes into 20 or more turnovers. The squad is averaging 7.0 steals per game with seven players grabbing 10 or more this year led by **Jacob Pullen's** 44 steals.

DYNAMIC DUO

After dominating the paint a year ago with the likes of **Michael Beasley** and **Bill Walker**, Kansas State's strength has shifted to the backcourt where the Wildcats start two of the best at their positions in junior **Denis Clemente** and sophomore **Jacob Pullen**.

The duo, which has started 26 of 28 games, have combined for **771 points** on 40.5 percent shooting (265-of-654), including 36.0 percent from 3-point range (111-of-308), with 175 of the team's 399 assists. Clemente ranks first on the team in scoring at 15.3 points per game on 43.2 percent shooting with team-highs in field goals made (140) and free throw percentage (77.9). He is second to Pullen in assists (83) and minutes (747) and third in 3-point field goals (50) and steals (23). Pullen is second in scoring at 13.4 points per game on 37.9 percent shooting with team-highs in 3-point field goals made (61), assists (92), steals (44) and minutes (838).

The two have scored in double figures 12 times in the same game (team is 11-1) with a combined 36 points against Florida A&M, 31 against Cleveland State and Kentucky, 45 against Oakland, 34 against Gardner-Webb, 39 against Wagner, 32 against Colorado, 33 against Missouri, 28 against Iowa State, 30 against Texas A&M, 27 against Texas Tech and 48 against Kansas. Clemente has led in scoring a team-best 11 times with a Big 12 record-tying 44 points against Texas, while Pullen, who is second to Clemente with 17 double-figure games, posted a career-best 26 against Oakland.

CLEMENTE EARNS HONORS

Junior **Denis Clemente** was named the *ESPN.com* National Player of the Week as well as the Phillips 66 Big 12 Player of the Week Feb. 2. In wins over Missouri and No. 11 Texas, he averaged 27.0 points on 54.8 percent shooting (17-of-31), including 77.8 percent (7-of-9) from 3-point range, with 5.0 assists, 1.5 rebounds and 1.0 steals in 31.0 minutes per game. He also went a perfect 13-of-13 from the free throw line, including a stellar 10-of-10 in the last five minutes against the Longhorns. He is the first K-State player to earn Big 12 Player of the Week honors this season and the first since **Michael Beasley** won it for a third time on March 9, 2008. He is the first guard to win the honor since **Galen Morrison** won it on Jan. 10, 2000.

CLEMENTE'S BIG DAY

Junior **Denis Clemente** tied **Michael Beasley's** Big 12 single-game record for points with his career-best 44 points against Texas on Jan. 31. He went 13-of-25 from the field, including a perfect 6-of-6 from 3-point range, and 12-of-12 from the free throw line. He scored the first 17 points of the second half for the Wildcats, including five straight 3-point field goals. He tied Beasley for the fifth-most points in school history, including the second-most in a conference game. It marked just the 12th 40-point game in school history, including just the eighth in a conference game. It was the most points by a guard since Askia Jones broke the school mark with 62 points against Fresno State on March 24, 1994. The 44 points were also the most by a single player in Erwin Center history, surpassing the 43 by Texas' **Reggie Freeman** against Fresno State on Dec. 14, 1996.

NOBODY'S PERFECT

Junior **Denis Clemente** saw his streak of 29 consecutive free throws end against Iowa State on Feb. 3. It had started in the Big 12 opener against Oklahoma on Jan. 10 and had run through seven consecutive games before ending on his second attempt of the second half at the 10:57 mark. He has been stellar from the line, connecting on a team-best 77.9 percent (67-of-86) overall for the season and **77.6 percent (45-of-58) in Big 12 play**. Before missing three on Feb. 3 against Iowa State, he had connected on 33 of his last 34 attempts. He is an impressive 20-of-24 from the line in the last five minutes.

BROWN FROM OUTSIDE

Sophomore **Fred Brown** has emerged as a dangerous threat from the outside for the Wildcats, as he ranks fourth in the Big 12 in 3-point field goal percentage (43.7) and 14th in 3-point field goals (52). He has at least one 3-pointer in 22 games, including two or more 15 times. He ranks fourth in the Big 12 in 3-point percentage in league-only games at 43.8 percent (21-of-48). He has also hit big 3-point shots at critical moments, knocking down an arching trey with 18.6 seconds left in overtime in the win at No. 11 Texas then hitting the clinching 3-pointer with 43 seconds left in the victory at Texas A&M. He has scored in double figures 10 times, including two 20-point outings against SE Missouri (21) and Chicago State (26).

KENT STEPPING UP AS A SENIOR

One of the bright spots for the Wildcats this season has been the play of **Darren Kent**. Kent, the team's only senior, has been a force on the boards, **ranking first with 5.6 rebounds per game**. He is averaging 8.9 points on 42.3 percent shooting (83-of-196) to go with 1.4 assists and 0.6 blocks in 21.7 minutes per game. His improvement has been evident this year, as he has already scored in double figures in 13 games, including seven times in Big 12 play, and totaled 249 points. In contrast, he came into the year with 104 career points and just one double-figure scoring game. Kent has also totaled his **four career double-doubles all this season**, which leads the squad. He turned in a career day against Centenary on Dec. 20 with career-highs in points (24), field goals (nine) and field goals attempted (14).

SAMUELS A SPARK OFF THE BENCH

Redshirt freshman **Jamar Samuels** has provided a spark off the bench, averaging over 20 minutes per contest despite just two starts this season. He is fifth in scoring at 8.8 points on a team-best 53.6 percent shooting with 4.9 rebounds, 1.1 assists and 1.0 blocks in 20.3minutes per game. He ties for third with 13 double-figure scoring games, including a season-high 20 points against Gardner-Webb on Dec. 14. He scored in double figures in four straight games to start the season and tallied 10 or more points in 10 of the first 16 contests. He collected his **first double-double against Iowa State** on Feb. 21 with a team-best 13 points and a career-high 10 rebounds. Samuels was sensational against Missouri on Jan. 28, collecting a personal **Big 12-high 18 points** on 7-of-9 shooting with six rebounds, four assists and two blocks in 24 minutes.

SUTTON STEALS THE SHOW

After getting a late start to his time at K-State, sophomore **Dominique Sutton** has become an all-around factor for the Wildcats this season. One of five Wildcats shooting 45 percent or better from the field, he is averaging **7.6 points, 5.1 rebounds, 1.1 steals and 1.0 assists in 22.5 minutes per game**. He posted double figures for the third time in five games against N.C. Central on Feb. 17 with a team-high 16 points on 5-of-6 shooting to go with eight rebounds. He has now scored in double figures 10 times this season. Sutton collected his second double-double of the season against Iowa State on Feb. 3 and first in Big 12 play with 13 points and a career-tying 10 rebounds. Sutton tied the school single-game record for steals against Idaho State on Jan. 3 with eight, matching a mark set by **Lynn Smith** against South Dakota on Nov. 29, 1986 then followed by **Elliot Hatcher** against Wichita State on Jan. 2, 1996. He posted a **career night against Wagner on Dec. 30** with highs in six categories, including points (21), boards (10), field goals (7) and field goals attempts (11).

COLON A FORCE IN THE MIDDLE

A starter in the post all season, junior **Luis Colon** is finally coming into his own this year. He is averaging 5.1 points on 50.0 percent shooting with 5.3 rebounds in 19.5 minutes per game. He, along with sophomore **Jacob Pullen**, are the only Wildcats to start in all 28 games this season, while he has seen action in 34 games in a row. Like Kent, Colon's improvement has been dramatic this season. He has already surpassed his career totals for points (87) and rebounds (84) in his previous two years combined. He has **scored in double figures five times this season**, while has collected double-figure rebounds three times after never doing it in the previous 57 games. He collected his second double-double of the season and first since Southern Miss on Dec. 11 with 12 points and career-high 12 rebounds against N.C. Central. He had a **career night against Southern Miss**, posting a career-high 18 points and 11 rebounds en route to becoming the first Wildcat since 2002 to go 9-of-9 from the field.

HOME SWEET HOME

Bramlage Coliseum has become a strong homecourt advantage for Kansas State in its 21 years of existence, as the Wildcats have posted a **242-87 (.734) record since its opening in 1988**. The team has earned 10 or more home wins in 16 of its 21 seasons, including a **school-record tying 14 in 1998-99, 2006-07 and 2007-08**. The Wildcats have been **even better in the last eight years at home** with the team **tallying double-digit victories each season**. In the win over Iowa State, the squad **posted its 100th home win since the 2001-02 season, where the record currently stands at 102-30 (.773) in that span**. It is the longest stretch of consecutive seasons with 10 or more home wins since the program did it 10 years in row from 1972-82 and posted a record of 122-18 (.871) at Ahearn Field House.

K-STATE TO RETIRE TWO JERSEYS

Kansas State Director of Athletics **Bob Krause** announced Jan. 20 that the school will retire the jerseys of basketball greats **Willie Murrell** (1962-64) and **Mitch Richmond** (1986-88) in a halftime ceremony during the Nebraska game on Saturday, Feb. 28, 2009.

The duo becomes the fourth class of jersey retirements following those of **Bob Boozer, Ernie Barrett and Jack Parr** in 2005, **Mike Evans, Lon Kruger and Chuckie Williams** in 2006 and **Rolando Blackman and Dick Knostman** in 2007. The criteria for determining the honor includes statistical achievement, conference and national records, honors received (i.e., all-conference, All-America, Academic All-America, etc.), character and sportsmanship.

One of just 11 players to earn first team All-America honors, Murrell was a two-year letterman for head coach **Tex Winter** from 1962-64. He guided the Wildcats to a 38-16 record, including a pair of Big Eight titles and a Final Four appearance in 1964.

The 6-foot-6 native of Taft, Okla., Murrell is one of just six players in K-State history to average a double-double for his career, averaging 20.6 points and 10.7 rebounds in 54 career games. He was twice named an All-American during his record-setting senior season in 1964 and was also a two-time first team All-Big Eight selection. His career averages in scoring and rebounding still rank among the top-5 in school history, including third in rebounding (10.7 rpg.) and fifth in scoring (20.6 ppg.).

Murrell averaged 25.3 points during the Wildcats' run through the 1964 NCAA Tournament, including a 29-point, 13-rebound effort in the national semifinals against UCLA on March 20, en route to earning recognition to the All-Midwest Regional Tournament team and the All-Final Four squad. He is the only player to ever record a double-double in a Final Four game and the only one ever named to an All-Final Four team. His 29 points against the Bruins are the most in a Final Four game in school history.

One of the most recognizable players in Kansas State history, **Mitch Richmond** was a two-year letterman for coach **Lon Kruger** from 1986-88. He helped guide the Wildcats to a 45-20 record, including a pair of NCAA Tournaments and a trip to the 1988 NCAA Elite Eight.

The 6-foot-5 native of Fort Lauderdale, Fla., Richmond assembled perhaps the greatest two-year playing career in school history. He is one of just 20 players in school history to top 1,000 points, while he ranks eighth on the all-time scoring list with 1,327 points and fourth in career scoring average (20.7 ppg.). His 1,327 points are the most by a player in a two-year career. He still ranks among the top 10 in 21 single-game, season and/or career statistical categories at K-State.

As a senior, he led the Wildcats to a school-record tying 25 wins, a second-place finish in the Big Eight and a rousing trip through the NCAA Tournament that led Kansas State to an Elite Eight appearance. He broke the then single-season scoring mark by pouring in 786 points. Fellow All-American **Michael Beasley** broke the record in 2007-08 with 866 points. He averaged 22.6 points on 51.4 percent shooting in 1987-88 with 6.3 rebounds and 3.7 assists en route to earning second team All-America honors from UPI, Basketball Weekly, The Sporting News and U.S. Basketball Writers of America (USBWA). He was also named first team All-Big Eight and first team All-District by the National Association of Basketball Coaches (NABC).

Following graduation, Richmond won a spot on the 1988 U.S. Olympic Basketball Team and was a first-round draft pick (fifth selection) by the Golden State Warriors. He became one of the premier shooting guards in the NBA, appearing in six NBA All-Star games, and being named the most valuable player of the 1995 NBA All-Star game. He also earned second team All-NBA honors in 1994, 1995 and 1997 and third team honors in 1996 and 1998 with the Sacramento Kings.

Richmond is one of just six players in NBA history to average 21.0 or more points in each of his first 10 seasons (**Kareem Abdul-Jabbar, Allen Iverson, Michael Jordan, Shaquille O'Neal and Oscar Robertson**). He was named the NBA's Rookie of the Year in 1989 after averaging 22.0 points per game. After three seasons with Golden State, he spent six years with Sacramento before being traded to Washington following the 1998 season. He retired following his 14th season after helping the Lakers win a NBA title in 2002.

BIG 12 STANDINGS

Team	Conference		Overall	
	W	L	W	L
Kansas	12	1	23	5
Oklahoma	11	2	25	3
Missouri	11	2	24	4
Texas	8	5	19	8
Kansas State	7	6	19	9
Oklahoma State	7	6	18	9
Texas A&M	6	7	20	8
Nebraska	6	7	16	10
Baylor	4	9	16	11
Iowa State	3	10	14	14
Texas Tech	2	11	12	16
Colorado	1	12	9	18

UPCOMING SCHEDULE

Saturday, Feb. 28
Iowa State at Texas A&M, 12:30 p.m.
Oklahoma at Texas Tech, 2:30 p.m.
Colorado at Baylor, 3 p.m.
Texas at Oklahoma State, 5 p.m.
Nebraska at Kansas State, 7 p.m.

Sunday, March 1
Missouri at Kansas, 1 p.m.

Monday, March 2
Baylor at Texas, 8 p.m.

Tuesday, March 3
Kansas State at Oklahoma State, 6:30 p.m.

Wednesday, March 4
Iowa State at Nebraska, 6:30 p.m.
Texas A&M at Colorado, 7 p.m.
Oklahoma at Missouri, 8 p.m.
Kansas at Texas Tech, 8:30 p.m.

Saturday, March 7
Colorado at Kansas State, 12:30 p.m.
Texas Tech at Iowa State, 12:30 p.m.
Missouri at Texas A&M, 1 p.m.
Oklahoma State at Oklahoma, 2:30 p.m.
Texas at Kansas, 3 p.m.
Nebraska at Baylor, 3 p.m.

PRESEASON COACHES POLL

Team (First Place Votes)	Points
1. Oklahoma (3)	109
2. Texas (4)	107
3. Baylor (2)	103
Kansas (3)	103
5. Texas A&M	79
6. Oklahoma State	69
7. Missouri	51
8. Kansas State	50
9. Nebraska	49
10. Texas Tech	39
11. Iowa State	20
12. Colorado	13

Eleven points were awarded for first place, 10 for second, etc. Coaches are not permitted to vote for their own team.

PRESEASON ALL-BIG 12 TEAM

Name, School	Team
Curtis Jerrells, G, Sr.	Baylor
Sherron Collins, G, Jr.	Kansas
Blake Griffin, F, So.	Oklahoma
A.J. Abrams, G, Sr.	Texas
Damion James, F/G, Jr.	Texas

Player of the Year: Blake Griffin, Oklahoma
Newcomer of the Year: Mario Little, Kansas
Freshman of the Year: Willie Warren, Oklahoma

NCAA/BIG 12 RANKINGS

(as of Thursday, February 26)

Team Category	Stat	NCAA	Big 12
Scoring Offense	76.4	46	7th
Scoring Defense	65.8	100	7th
Scoring Margin	+ 10.6	22	4th
Free Throw Pct.	64.5	282	12th
Field Goal Pct.	44.0	145	9th
Field Goal Pct. Def.	40.7	51	4th
3-Pt. FG Pct.	36.5	89	7th
3-Pt. FG Pct. Def.	34.7	200	7th
Rebounding	39.7	--	1st
Rebounding Defense	32.9	--	3rd
Rebounding Margin	+ 6.8	15	2nd
Blocked Shots	3.0	178	9th
Assists	14.3	86	6th
Steals	7.1	116	6th
Turnover Margin	+ 3.2	22	3rd
Assist/Turnover Ratio	1.0	97	9th
Offensive Rebounds	16.0	--	1st
Defensive Rebounds	23.6	--	10th
Defensive Rebound %	68.7	--	5th
Offensive Rebound %	42.0	--	1st
3-Pt. FG Made	6.9	113	7th

Individual - Big 12 Rankings

Scoring	Avg./G
11. Denis Clemente	15.3
20. Jacob Pullen	13.4

Rebounding	Avg./G
14. Darren Kent	5.6
16. Ron Anderson	5.5
19. Luis Colon	5.3
20. Dominique Sutton	5.1

Field Goal Percentage	Pct.
10. Denis Clemente	43.2

Assists	Avg./G
11. Jacob Pullen	3.3
12. Denis Clemente	3.2

Free Throw Percentage	Pct.
9. Denis Clemente	77.9
11. Darren Kent	77.7

Steals	Avg./G
7. Jacob Pullen	1.6

3-Point FG Percentage	Pct.
4. Fred Brown	43.7
12. Denis Clemente	40.0

3-Point FG Made	Avg./G
11. Jacob Pullen	2.2
14. Denis Clemente	1.9

Blocked Shots	Avg./G
10. Jamar Samuels	1.0

Assist-to-Turnover Ratio	Ratio
13. Denis Clemente	1.3
14. Jacob Pullen	1.1

Offensive Rebounds	Avg./G
7. Darren Kent	2.5
9. Ron Anderson	2.4
12. Jamar Samuels	2.2
14. Luis Colon	2.1

NEBRASKA UPDATE

Nebraska enters Saturday's game with a 16-10 overall record and 6-7 mark in Big 12 play after dropping a 57-55 heartbreaker to Texas A&M at home on Tuesday night. The Cornhuskers led by as many as 18 points in the second half before the Aggies made their rally. The squad shot 48.5 percent in the first half to lead by 13, but made just five field goals on 25 percent shooting in the second half. Senior **Ade Dagunduro** was the lone player in double figures with 16 points.

The Cornhuskers are averaging 64.0 points through 26 games on 43.9 percent shooting, including 36.9 percent from 3-point range, with 28.6 rebounds, 13.2 assists, 8.7 steals and 1.8 blocks per game. They are one of the top defensive teams in the Big 12, allowing just 58.6 points on 42.1 percent shooting, including 33.3 percent from 3-point range.

A balanced Nebraska squad is led by **Ade Dagunduro**, who averages 12.2 points on 52.3 percent shooting with a team-best 4.2 rebounds, 1.5 assists and 1.2 steals in 25.2 minutes per game. Fellow senior **Steve Harley** is second in scoring at 10.5 points per game on 40.3 percent shooting, while junior guard **Sek Henry** is third at 8.3 percent per game on 46.2 percent shooting. Senior **Paul Velender** has a team-best 58 3-point field goals to go with a 7.7 points per game average. Sophomore **Cookie Miller** averages 7.1 points per contest.

The Huskers are led by third-year head coach **Doc Sadler**, who has posted a 53-37 mark at the helm. He has a 101-55 record in five years as a coach, which includes a two-year stint at UTEP (2004-06). Sadler is 3-2 against K-State with both losses coming on road.

SERIES INFORMATION

K-State and Nebraska will meeting for the 216th time on Saturday with the Wildcats holding a 122-93 mark in the all-time series. The 215 meetings are the third-most against one opponent, while the 122 wins are the second-most against a foe. K-State is **71-30 in games played at home in the series**, including wins in 12 of the last 14 meetings. The Wildcats have a slight 14-12 edge since the inception of the Big 12, including 10 wins in the last 12 match-ups. K-State won last year's meeting at home by a score of 74-59.

Last 5 meetings:

1-27-07	K-State 61-45	Manhattan
2-13-07	Nebraska 74-63	Lincoln
2-6-08	K-State 74-59	Manhattan
2-20-08	Nebraska 71-64	Lincoln
1-17-09	Nebraska 73-51	Lincoln

SOLID NON-CONFERENCE SEASON

Kansas State's win against North Carolina Central on Feb. 17 gave the team **12 non-conference wins, including a perfect 11-0 mark at home**. The **12 non-conference wins tie the 1985-86 team for the second-most in school history** and the most since the 1993-94 squad tallied a school-record 13. It marks the first time the team has posted consecutive seasons of at least 10 non-conference wins since the 1992-93 and 1993-94 seasons. The Wildcats have won at least 10 non-league contests four times in the last five seasons.

RECRUITING CLASS PRAISED

The four-man recruiting class that Kansas State pulled down on Nov. 12 has been rated among the best in the country. The class, which includes McDonald's All-American and ESPN100 prospect **Wally Judge**, has been rated the 17th-best class by ESPN Scouts, Inc., as well as 21st- best class by *Rivals.com*. The quartet includes Judge, fellow high school teammate **Rodney McGruder**, Dallas (Texas) point guard **Nick Russell** and prep school forward **Jordan Henriquez**. Judge recently became the fourth Wildcat to be named a McDonald's All-American, joining **Tom Freeman** (1976), **Deryl Cunningham** (1990) and **Michael Beasley** (2007).

YOUNG 'CATS

Kansas State enters the 2008-09 season with one its youngest teams in recent history, as senior forward **Darren Kent** is the lone senior on a roster of 13 players. When you factor in that four of the six juniors are either transfers from another Division I school or a junior college, the Wildcats are one of the youngest teams in its history. Dating back to the 1981-82 season, there has been just one team - the 1983-84 squad which had no seniors - with fewer seniors on its roster. The 1996-97 also had just one senior on its roster.

MARTIN INKS STELLAR CLASS

Kansas State head coach **Frank Martin** announced the signing of four high school seniors to National Letters of Intent on the second day of the fall signing period on Nov. 13.

The four-man recruiting class, which was ranked 16th nationally by ESPN Scouts, Inc. and 21st by *Rivals.com*, includes prep school standout **Jordan Henriquez** (*Winchendon [Mass.] School/Port Chester, N.Y.*) and high school seniors **Wally Judge** (*Arlington (Fla.) Country Day/Washington, D.C.*), **Rodney McGruder** (*Arlington (Fla.) Country Day/Washington, D.C.*) and **Nick Russell** (*Grace Preparatory Academy/Arlington, Texas*).

The headliner of this class, **Wally Judge** is a 6-foot-9, 220-pound power forward originally from Washington, D.C., who is entering his second year at Arlington Country Day in Jacksonville, Fla. Considered one of the top power forwards in the high school ranks, Judge was rated as a top 25 recruit by several recruiting services, including the No. 17 prospect by ESPN Scouts, Inc. and No. 23 prospect in the *Rivals150* by *Rivals.com*. He was also rated as an ESPN100 recruit. In addition, he is ranked among the top-10 at his position, including No. 6 by ESPN Scouts, Inc. and No. 9 by *Rivals.com*.

Judge is in his second year at Florida powerhouse, Arlington Country Day in Jacksonville, where he helped the Apaches to their fourth consecutive Class 2A state title with a 24-6 record in 2007-08. Judge averaged 17 points and 11 rebounds and was named second team Class 2A All-State by the Florida Sports Writers Association.

A teammate of Judge at Arlington Country Day, **Rodney McGruder** is considered one of the best shooting guards in the country. The 6-foot-4, 190-pound guard is rated among the top players in the country, including the No. 89 overall prospect by ESPN Scouts, Inc. and No. 91 prospect in the *Rivals150* by *Rivals.com*. McGruder is also ranked among the top-35 at the position by a number of outlets, including No. 23 by *Rivals.com* and No. 31 by ESPN Scouts, Inc.

McGruder transferred to Arlington Country Day in the off-season from Archbishop Carroll High School in Washington, D.C. As a junior, he averaged 21.1 points, 10.4 rebounds and 3.1 steals in leading the Lions to a 16-10 overall record and an appearance in the Washington Catholic Athletic Conference (WCAC) semifinals in 2007-08. He was named to the *Washington Post* All-Met first team.

One of the top point guard prospects in the country, **Nick Russell** comes to K-State from Grace Preparatory Academy in Arlington, Texas. The 6-foot-4, 185-pound guard is rated among the top players in the country, including the No. 89 overall prospect by ESPN Scouts, Inc. and No. 114 prospect in the *Rivals150* by *Rivals.com*. Russell is also ranked among the top-40 at his position by a number of outlets, including No. 20 by *Rivals.com* and No. 36 by ESPN Scouts, Inc. In addition, he is rated the No. 4 player in the state of Texas for the Class of 2009 by *TexasHoops.com*.

Russell helped Grace Prep to a 26-12 overall record, including a 7-3 mark in league play, as a junior in 2006-07. He helped the Lions to a runner-up finish at the TAPPS (Texas Association of Private and Parachial Schools) Class 5A state tournament, where they lost to Midland Christian, 74-60. Russell averaged 23 points, six assists and five rebounds as a junior. He was named first team TAPPS Class 5A all-state as well as co-most valuable player of the District 1-5A and first team all-district.

Jordan Henriquez comes to Kansas State from The Winchendon School in Winchendon, Mass., where he is playing a postgraduate year in 2008-09. The 6-foot-11, 220-pound center from New Rochelle, N.Y. signed with the Wildcats this past May after finishing his career at Port Chester High School in Port Chester, N.Y. As a senior, he led the team to an 18-6 record and an 8-0 mark in league play en route to a runner-up finish at the Section I Championship. In averaging a team-best 15.3 points, Henriquez scored in double figures in 21 of 22 games in 2007-08, including six 20-point contests.

The recruiting class will join a loaded Kansas State squad in 2009-10, as the Wildcats will return all but one player. They will be joined by junior forward **Curtis Kelly**, who is sitting out the 2008-09 season after transferring from University of Connecticut this past summer.

2008-09 RESULTS

OVERALL RECORD: 19-9 (Home: 14-3, Away: 5-4, Neutral: 0-2)

BIG 12 RECORD: 7-6 (Home: 3-3, Away: 4-3)

Date	Opponent	W/L	Score	Record	KSU High Points	KSU High Rebounds	KSU High Assists	Attendance
Nov. 9	Washburn \$	W	81-57	--	Pullen 21	Kent 9	Clemente 5	7,733
Nov. 14	Florida A&M	W	96-57	1-0	Clemente 19	Anderson 12	Pullen 5	9,070
Nov. 16	SE Missouri State ^	W	88-68	2-0	Brown 21	Kent 12	Brown/Pullen 6	8,109
Nov. 19	Emporia State	W	82-60	3-0	Brown/Sutton 14	Anderson 10	Clemente/Pullen 5	8,083
Nov. 22	at Cleveland State	W	69-59	4-0	Clemente 16	Kent 10	Anderson/Kent/Pullen/Samuels 2	2,827
Nov. 25	Oakland ^	W	83-64	5-0	Pullen 26	Sutton 9	Clemente 8	8,356
Nov. 28	vs. Kentucky%	L	72-74	5-1	Pullen 20	Kent/Sutton 6	Clemente 2	5,000
Nov. 29	vs. Iowa%	L	63-65	5-2	Pullen 22	Colon 9	Colon/Pullen 2	2,000
Dec. 7	at Oregon#	L	70-75	5-3	Clemente 19	Pullen 8	Pullen 3	8,256
Dec. 11	Southern Miss@	W	74-55	6-3	Colon 18	Colon 11	Clemente/Sutton 6	6,054
Dec. 14	Gardner-Webb	W	107-48	7-3	Clemente/Samuels 20	Samuels 7	Pullen 11	8,112
Dec. 20	Centenary	W	73-51	8-3	Kent 24	Kent 10	Samuels 6	8,861
Dec. 30	Wagner	W	82-53	9-3	Pullen 24	Sutton 10	Clemente 4	7,304
Jan. 3	Idaho State	W	83-57	10-3	Samuels 15	Anderson 7	Awaji/Brown/Kent/Pullen 3	7,446
Jan. 5	Chicago State	W	99-68	11-3	Brown 26	Kent 12	Clemente 6	5,381
Jan. 10	6/6 Oklahoma*	L	53-61	11-4, 0-1	Clemente 18	Anderson 7	Pullen 5	12,528
Jan. 13	at Kansas*	L	71-87	11-5, 0-2	Pullen 13	Anderson 8	Clemente 4	16,300
Jan. 17	at Nebraska*	L	51-73	11-6, 0-3	Clemente 14	Anderson/Merriewether 5	Merriewether 2	11,736
Jan. 21	rv/23 Baylor*	L	65-83	11-7, 0-4	Clemente 17	Colon 10	Pullen 3	9,386
Jan. 24	at Colorado*	W	77-75 (OT)	12-7, 1-4	Pullen 17	Kent 7	Clemente 7	6,061
Jan. 28	rv/rv Missouri*	W	88-72	13-7, 2-4	Pullen 23	Sutton 8	Clemente 7	9,665
Jan. 31	at 11/12 Texas*	W	85-81 (OT)	14-7, 3-4	Clemente 44	Anderson 9	Clemente/Anderson 3	16,727
Feb. 3	Iowa State*	W	65-50	15-7, 4-4	Clemente 15	Sutton 10	Clemente 2	9,489
Feb. 7	at Texas A&M*	W	65-60	16-7, 5-4	Pullen 16	Kent 9	Clemente 3	10,367
Feb. 11	Texas Tech*	W	85-73	17-7, 6-4	Kent 18	Colon 9	Pullen 6	9,941
Feb. 14	16/16 Kansas*	L	74-85	17-8, 6-5	Clemente 26	Sutton 6	Kent 4	12,528
Feb. 17	North Carolina Central	W	95-49	18-8	Sutton 16	Colon 12	Pullen 7	7,681
Feb. 21	at Iowa State*	W	50-46	19-8, 7-5	Samuels 13	Samuels 10	Clemente 4	11,922
Feb. 25	at 8/11 Missouri*	L	74-94	19-9, 7-6	Clemente 33	Anderson 10	Clemente 3	14,825
Feb. 28	Nebraska*							
March 3	at Oklahoma State*							
March 7	Colorado*							
March 11	TBA!							

\$ – Exhibition
^ – Preliminary rounds of the Findlay Toyota Las Vegas Invitational
% – Findlay Toyota Las Vegas Invitational (Las Vegas, Nev.)
– Big 12/Pac-10 Hardwood Series
@ – To be played at Sprint Center (Kansas City, Mo.)
* – Big 12 Conference game
! – Phillips 66 Big 12 Conference Tournament (Oklahoma City, Okla.)

ATTENDANCE/RECORD SUMMARY

	G	W-L	Total	Average	High
Home	17	14-3	147,994	8,706	12,528 twice
Big 12	6	3-3	63,537	10,590	12,528 twice
Away	9	5-4	99,021	11,002	16,727 at Texas (1/31/09)
Big 12	7	4-3	88,938	12,705	16,727 at Texas (1/31/09)
Neutral	2	0-2	7,000	3,500	5,000 vs. Kentucky (11/28/08)
Total	28	19-9	254,015	9,072	16,727 at Texas (1/31/09)
Big 12	13	7-6	151,475	11,652	16,727 at Texas (1/31/09)

KANSAS STATE WIN/LOSS MARGIN

	1	2	3	4	5	6	7	8	9	10	11	12	13	14	15	16	17	18	19	20-24	25+
Wins (19)		1		2	1					1		1			1	1			2	3	6
Losses (9)		2			1			1			1					1			1	2	

2008-09 STATISTICS

SEASON BOX SCORE

OVERALL RECORD: 19-9 (Home: 14-3, Away: 5-4, Neutral: 0-2)

No	Player	GP	GS	Min	Avg	TOTAL			3-PTS			FT	FTA	Pct	REBOUNDS										PF	FO	A	TO	Blk	Stl	Pts	Avg
						FG	FGA	Pct	3FG	FGA	Pct				Off	Def	Tot	Avg														
21	Denis Clemente	26	26	747	28.7	140	324	.432	50	125	.400	67	86	.779	18	50	68	2.6	61	1	83	65	0	23	397	15.3						
00	Jacob Pullen	28	28	838	29.9	125	330	.379	61	183	.333	63	87	.724	19	52	71	2.5	59	0	92	81	2	44	374	13.4						
42	Darren Kent	28	27	608	21.7	83	196	.423	10	31	.323	73	94	.777	71	87	158	5.6	79	4	38	56	16	15	249	8.9						
01	Fred Brown	28	2	592	21.1	90	211	.427	52	119	.437	16	28	.571	10	32	42	1.5	45	1	41	37	2	18	248	8.9						
32	Jamar Samuels	28	2	569	20.3	82	153	.536	1	3	.333	81	137	.591	61	75	136	4.9	76	2	30	31	27	18	246	8.8						
23	Dominique Sutton	28	26	631	22.5	81	167	.485	5	21	.238	46	70	.657	56	88	144	5.1	68	2	28	46	4	32	213	7.6						
15	Luis Colon	28	28	545	19.5	60	120	.500	0	0	.000	23	50	.460	59	88	147	5.3	79	6	17	19	16	9	143	5.1						
40	Ron Anderson	28	0	520	18.6	45	88	.511	0	1	.000	43	87	.494	66	88	154	5.5	52	0	31	29	12	20	133	4.8						
25	Buchi Awaji	20	0	199	10.0	24	54	.444	10	27	.370	16	20	.800	14	15	29	1.5	11	0	13	7	0	6	74	3.7						
54	Abdul Herrera	4	0	18	4.5	2	4	.500	0	0	.000	1	4	.250	3	2	5	1.3	0	0	1	0	3	0	5	1.3						
13	Justin Werner	14	0	84	6.0	5	23	.217	4	19	.211	3	6	.500	2	6	8	0.6	7	0	6	4	1	3	17	1.2						
33	Victor Ojeleye	14	0	56	4.0	6	14	.429	0	0	.000	4	10	.400	3	13	16	1.1	6	0	2	2	1	0	16	1.1						
31	Chris Merriewether	26	1	243	9.3	7	19	.368	0	0	.000	10	13	.769	14	23	37	1.4	39	1	17	17	1	9	24	0.9						
TM	TEAM														53	43	96	3.4	0			0			0							
	TOTAL	28				750	1703	.440	193	529	.365	446	692	.645	449	662	1111	39.7	582	17	399	394	85	197	2139	76.4						
	OPPONENTS	28				593	1457	.407	162	467	.347	495	699	.708	302	619	921	32.9	596	-	340	481	74	170	1843	65.8						

SCORE BY PERIODS:	1st	2nd	OT	Total
Kansas State	990	1128	21	2139
Opponents	803	1025	15	1843

DEADBALL REBOUNDS:	Off	Def	Total
Kansas State	109	17	126
Opponents	87	22	109

BIG 12 CONFERENCE-ONLY SEASON BOX SCORE

BIG 12 RECORD: 7-6 (Home: 3-3, Away: 4-3)

No	Player	GP	GS	Min	Avg	TOTAL			3-PTS			FT	FTA	Pct	REBOUNDS										PF	FO	A	TO	Blk	Stl	Pts	Avg
						FG	FGA	Pct	3FG	FGA	Pct				Off	Def	Tot	Avg														
21	Denis Clemente	13	13	425	32.7	82	190	.432	30	71	.423	45	58	.776	11	29	40	3.1	32	0	43	40	0	12	239	18.4						
00	Jacob Pullen	13	13	421	32.4	54	154	.351	25	89	.281	26	33	.788	8	21	29	2.2	29	0	33	34	2	19	159	12.2						
42	Darren Kent	13	12	317	24.4	45	103	.437	6	19	.316	22	29	.759	29	40	69	5.3	42	3	20	24	6	6	118	9.1						
01	Fred Brown	13	0	290	22.3	35	86	.407	21	48	.438	4	10	.400	3	16	19	1.5	16	0	19	17	1	8	95	7.3						
32	Jamar Samuels	13	1	265	20.4	30	67	.448	1	2	.500	34	54	.630	32	30	62	4.8	40	1	8	17	11	6	95	7.3						
23	Dominique Sutton	13	12	290	22.3	28	67	.418	3	9	.333	14	24	.583	25	38	63	4.8	39	2	12	23	1	11	73	5.6						
15	Luis Colon	13	13	268	20.6	25	57	.439	0	0	.000	5	17	.294	21	44	65	5.0	39	3	3	11	6	5	55	4.2						
25	Buchi Awaji	7	0	53	7.6	6	15	.400	3	6	.500	6	7	.857	7	3	10	1.4	4	0	1	2	0	2	21	3.0						
40	Ron Anderson	13	0	229	17.6	13	34	.382	0	1	.000	11	24	.458	26	35	61	4.7	29	0	11	16	5	8	37	2.8						
31	Chris Merriewether	12	1	85	7.1	3	9	.333	0	0	.000	5	5	1.000	10	13	23	1.9	13	0	5	7	0	2	11	0.9						
33	Victor Ojeleye	4	0	2	0.5	0	2	.000	0	0	.000	0	0	.000	0	0	0	0.0	0	0	0	0	0	0	0	0.0						
13	Justin Werner	2	0	5	2.5	0	1	.000	0	0	.000	0	0	.000	0	0	0	0.0	0	0	0	0	0	0	0	0.0						
TM	TEAM														30	21	51	3.9	0			0			0							
	TOTAL	13				321	785	.409	89	245	.363	172	261	.659	202	290	492	37.8	283	9	155	191	32	79	903	69.5						
	OPPONENTS	13				303	683	.444	86	212	.406	248	347	.715	142	304	446	34.3	256	-	179	191	40	82	940	72.3						

SCORE BY PERIODS:	1st	2nd	OT	Total
Kansas State	391	491	21	903
Opponents	404	521	15	940

DEADBALL REBOUNDS:	Off	Def	Total
Kansas State	35	5	40
Opponents	42	12	54

Opponent	W/L	FG-FGA	Pct.	3pt-3A	Pct.	FT-FTA	Pct.	OR	DR	Tot	PF	AST	TO	BLK	STL	1H	2H	OT	PTS
at KANSAS STATE	W	29-67	43.3	7-29	24.1	31-45	68.9	24	29	53	24	19	9	5	7	48	48	--	96
Florida A&M		20-59	33.9	3-20	15.0	14-25	56.0	12	19	31	33	9	13	1	2	20	37	--	57
at KANSAS STATE	W	36-78	46.2	4-15	26.7	12-27	44.4	19	31	50	20	23	8	4	11	39	49	--	88
SE Missouri State		23-67	34.3	8-24	33.3	14-20	70.0	16	31	47	21	11	21	2	4	16	52	--	68
at KANSAS STATE	W	34-71	47.9	4-12	33.3	10-24	41.7	18	22	40	14	18	12	3	12	40	42	--	82
Emporia State		24-56	42.9	3-14	21.4	9-11	81.8	11	25	36	18	13	26	3	3	34	26	--	60
KANSAS STATE	W	21-47	44.7	6-13	46.2	21-28	75.0	13	23	36	15	11	20	4	9	35	34	--	69
at Cleveland State		21-56	37.5	3-14	21.4	14-18	77.8	14	16	30	22	12	16	3	12	23	36	--	59
at KANSAS STATE	W	28-61	45.9	13-29	44.8	14-20	70.0	16	20	36	17	24	15	2	8	39	44	--	83
Oakland		21-59	35.6	4-15	26.7	18-21	85.7	17	21	38	20	11	22	1	4	25	39	--	64
KANSAS STATE	L	24-66	36.4	7-21	33.3	17-21	81.0	16	10	26	27	4	16	1	10	23	49	--	72
vs. Kentucky		22-32	68.8	5-8	62.5	25-35	71.4	3	29	32	20	12	31	3	9	37	37	--	74
KANSAS STATE	L	22-45	48.9	3-7	42.9	16-30	53.3	14	22	36	29	5	16	3	2	25	38	--	63
vs. Iowa		16-44	36.4	7-19	36.8	26-37	70.3	13	17	30	24	9	11	0	6	36	29	--	65
KANSAS STATE	L	27-65	41.5	4-19	21.1	12-18	66.7	17	22	39	25	7	20	3	5	38	32	--	70
at Oregon		22-46	47.8	9-20	45.0	22-31	71.0	6	22	28	18	14	19	2	14	35	40	--	75
KANSAS STATE	W	27-58	46.6	5-18	27.8	15-20	75.0	10	30	40	23	19	12	7	5	41	33	--	74
Southern Miss		15-48	31.3	3-11	27.3	22-28	78.6	6	25	31	19	10	15	3	3	26	29	--	55
at KANSAS STATE	W	37-62	59.7	12-24	50.0	21-32	65.6	12	26	38	16	30	9	4	9	59	48	--	107
Gardner-Webb		16-52	30.8	6-21	28.6	10-18	55.6	14	17	31	26	11	26	1	3	28	20	--	48
at KANSAS STATE	W	26-59	44.1	5-17	29.4	16-27	59.3	18	27	45	18	18	15	4	8	33	40	--	73
Centenary		16-44	36.4	7-23	30.4	12-20	60.0	6	19	25	21	12	20	6	6	21	30	--	51
at KANSAS STATE	W	29-54	53.7	8-15	53.3	16-30	53.3	18	26	44	20	14	13	3	6	44	38	--	82
Wagner		17-49	34.7	6-21	28.6	13-19	68.4	11	15	26	20	8	17	3	5	21	32	--	53
at KANSAS STATE	W	26-61	42.6	11-23	47.8	20-34	58.8	18	23	42	22	17	12	2	11	40	43	--	83
Idaho State		18-44	40.9	3-9	33.3	18-26	69.2	7	22	29	25	7	19	3	7	22	35</		

2008-09 POINTS-REBOUNDS-ASSISTS

Opponent	0 Jacob Pullen	1 Fred Brown	13 Justin Werner	15 Luis Colon	21 Denis Clemente	23 Dominique Sutton	25 Buchi Awaji	31 Chris Merriewether	32 Jamar Samuels	33 Victor Ojeleye	40 Ron Anderson	42 Darren Kent	54 Abdul Herrera
Florida A&M	17-2-5	5-2-1	4-0-0	6-5-1	19-2-1	13-8-1	2-1-0	0-3-2	11-5-2	1-3-1	9-12-4	9-6-1	INJ
SE Missouri State ^	7-1-6	21-4-6	0-1-1	4-5-1	4-2-4	12-8-0	2-1-0	0-1-3	16-8-2	7-4-0	0-1-0	15-12-0	INJ
Emporia State	9-3-5	14-1-0	0-1-0	6-2-1	9-0-5	14-5-1	0-0-0	2-1-0	11-8-2	0-1-0	10-10-0	7-5-4	INJ
at Cleveland State	15-2-2	2-0-1	0-0-0	1-1-0	16-0-1	4-5-1	CD	0-1-0	15-5-2	CD	2-7-2	14-10-2	INJ
Oakland ^	26-2-5	8-1-3	0-0-0	12-7-1	19-3-8	9-9-1	0-0-1	0-0-0	2-3-1	0-0-0	3-6-3	4-2-1	0-1-0
vs. Kentucky%	20-1-1	4-0-0	CD	8-4-0	11-3-2	15-6-0	CD	0-0-0	2-3-0	CD	0-2-0	12-6-0	0-0-0
vs. Iowa%	22-3-2	2-2-0	CD	6-9-2	2-0-0	4-3-0	4-1-0	2-3-0	13-5-1	CD	3-4-0	4-3-0	1-2-0
at Oregon#	4-8-3	10-1-0	CD	0-4-2	19-4-0	4-3-0	1-4-0	2-1-1	14-2-0	CD	12-5-1	4-2-0	CD
Southern Miss@	17-6-2	6-0-0	0-0-0	18-11-0	6-2-6	4-6-6	5-0-0	0-0-1	0-2-0	CD	7-3-2	11-7-2	CD
Gardner-Webb	14-3-11	18-1-0	0-0-1	4-5-2	20-0-2	6-2-2	4-2-4	4-1-1	20-7-2	2-4-0	7-3-1	4-3-3	4-2-1
Centenary	7-1-2	14-1-2	0-2-1	2-3-2	9-8-1	2-1-0	2-0-2	0-2-0	8-8-6	0-0-0	5-7-2	24-10-0	CD
Wagner	24-4-3	3-0-0	2-0-0	9-7-1	15-2-4	21-10-2	0-0-0	1-0-2	0-4-1	0-1-0	7-7-1	0-5-0	CD
Idaho State	12-2-3	8-2-3	11-3-1	0-6-1	INJ	10-3-1	11-4-3	0-1-0	15-5-1	0-0-0	8-7-1	8-5-3	---
Chicago State	12-0-2	26-7-2	0-0-0	0-1-0	9-2-6	6-4-1	10-3-0	CD	10-3-0	2-3-1	11-9-1	13-12-1	---
Oklahoma*	8-3-5	12-1-1	CD	0-2-0	18-5-3	3-3-0	CD	0-4-0	7-5-0	0-0-0	1-7-1	4-6-0	---
at Kansas*	13-1-2	9-3-3	CD	12-6-0	9-2-4	6-3-0	5-2-0	0-2-0	11-6-0	0-0-0	3-8-0	3-2-1	---
at Nebraska*	6-2-0	4-1-0	0-0-0	4-4-0	14-2-1	0-1-0	0-2-0	4-5-2	3-2-1	CD	6-5-0	10-3-1	---
Baylor*	9-1-3	0-0-1	CD	8-10-1	17-2-1	12-4-2	0-1-1	0-0-0	8-6-0	CD	0-0-0	11-3-2	---
at Colorado*	17-1-2	5-1-2	CD	10-4-1	15-3-7	5-5-1	0-1-0	0-0-0	8-5-0	CD	4-3-1	13-7-3	---
Missouri*	23-2-4	17-4-3	CD	6-6-1	10-0-7	8-8-1	CD	2-3-1	18-6-4	CD	0-4-2	4-2-1	---
at Texas*	4-2-2	13-2-1	CD	2-3-0	44-3-3	4-4-0	CD	0-1-0	6-7-0	CD	7-9-3	5-7-2	---
Iowa State*	13-1-1	3-2-1	CD	2-9-0	15-7-2	13-10-1	CD	0-3-0	9-3-1	CD	0-1-1	10-9-0	---
at Texas A&M*	16-3-2	9-1-2	CD	4-2-0	14-0-3	0-3-1	CD	0-1-0	4-4-1	CD	5-7-0	13-9-0	---
Texas Tech*	12-2-6	8-1-3	0-0-0	2-9-0	15-1-2	12-4-3	2-0-0	5-4-2	5-3-1	0-0-0	6-2-2	18-6-4	---
Kansas*	22-3-2	2-1-1	CD	3-5-0	26-5-3	7-6-3	CD	0-0-0	0-1-0	CD	2-4-1	12-2-4	---
UNC Central	9-7-4	12-1-4	0-1-2	12-12-0	SUS	16-8-0	12-3-2	2-0-2	14-6-2	4-0-0	12-10-2	2-1-0	---
at Iowa State*	8-4-2	4-1-0	CD	0-3-0	9-5-4	1-5-0	7-2-0	CD	13-10-0	CD	0-1-0	8-6-0	---
at Missouri*	8-4-2	9-1-1	CD	2-2-0	33-5-3	2-7-0	7-2-0	0-0-0	3-4-0	0-0-0	3-10-0	7-7-2	---
Nebraska*													
at Oklahoma State*													
Colorado*													

Starters in BOLD

* Big 12 Conference Game

^ – Preliminary rounds of the Findlay Toyota Las Vegas Invitational

% – Findlay Toyota Las Vegas Invitational (Las Vegas, Nev.)

– Big 12/Pac-10 Hardwood Series

@ – To be played at Sprint Center (Kansas City, Mo.)

! – Phillips 66 Big 12 Conference Tournament (Oklahoma City, Okla.)

CD – Did Not Play-Coach's Decision

INJ – Did Not Play-Injury

SUS – Did Not Play-Suspension

2008-09 FIRSTS

Opponent	First Points	How	Time	First Sub	Time
Florida A&M	Dominique Sutton	Tip-in	19:20	Anderson/Brown/Samuels	16:37
SE Missouri State ^	Jacob Pullen	Lay-up	19:32	Jamar Samuels	17:18
Emporia State	Darren Kent	Free Throw	18:45	Brown/Merriewether	18:45
at Cleveland State	Denis Clemente	Lay-up	18:18	Ron Anderson	19:11
Oakland ^	Jacob Pullen	Jumper	19:39	Fred Brown	17:19
vs. Kentucky%	Luis Colon	Lay-up	19:26	Brown/Samuels	16:41
vs. Iowa%	Jacob Pullen	Free Throw	18:09	Jamar Samuels	18:09
at Oregon	Denis Clemente	Jumper	18:26	Fred Brown	18:09
Southern Miss@	Luis Colon	Jumper	19:30	Anderson/Merriewether	16:16
Gardner-Webb	Luis Colon	Jumper	19:41	Anderson/Samuels	16:20
Centenary	Jacob Pullen	Lay-up	17:29	Dominique Sutton	16:57
Wagner	Denis Clemente	Jumper	19:06	Anderson/Brown/Samuels	16:33
Idaho State	Jacob Pullen	3-pointer	19:23	Jamar Samuels	17:31
Chicago State	Jacob Pullen	Lay-up	18:26	Fred Brown	16:56
Oklahoma*	Darren Kent	Free Throw	19:08	Jamar Samuels	17:32
at Kansas*	Darren Kent	3-pointer	13:52	Fred Brown	17:50
at Nebraska*	Jamar Samuels	Jumper	19:15	Anderson/Sutton	16:38
Baylor*	Luis Colon	Tip-in	16:09	Merriewether/Samuels	17:00
at Colorado*	Dominique Sutton	Jumper	19:39	Brown/Samuels	17:20
Missouri*	Luis Colon	Lay-up	18:13	Fred Brown	17:33
at Texas*	Luis Colon	Jumper	19:19	Ron Anderson	18:41
Iowa State*	Darren Kent	Jumper	19:02	Chris Merriewether	17:26
at Texas A&M*	Luis Colon	Jumper	18:17	Ron Anderson	17:13
Texas Tech*	Denis Clemente	3-pointer	19:42	Anderson/Brown/Merriewether	16:21
Kansas*	Jacob Pullen	3-pointer	15:31	Anderson/Brown	15:31
UNC Central	Luis Colon	Jumper	19:45	Merriewether/Samuels	15:25
at Iowa State*	Darren Kent	Jumper	19:38	Ron Anderson	16:01
at Missouri*	Jacob Pullen	3-pointer	19:10	Ron Anderson	17:51
Nebraska*					
at Oklahoma State*					
Colorado*					

2008-09 SUPERLATIVES

INDIVIDUAL

Category	Kansas State	Opponent
Points Scored	44 - Denis Clemente at Texas (1/31/09)	37 - Jodie Meeks, Kentucky (11/28/08)
Field Goals	13 - Denis Clemente at Texas (1/31/09)	13 - Blake Griffin, Oklahoma (1/10/09)
Field Goals Attempted	25 - Denis Clemente at Texas (1/31/09)	25 - Kenard Moore, SE Missouri State (11/16/08)
		25 - David Holston, Chicago State (1/5/09)
Highest FG Percentage (min. 5 made)	100.0 (9-of-9) - Luis Colon vs. Southern Miss (12/11/08)	83.3 (5-of-6) - Carl Montgomery, Chicago State (1/5/09)
	100.0 (6-of-6) - Jamar Samuels vs. Gardner-Webb (12/14/08)	
Highest FG Percentage (min. 10 made)	63.2 (12-of-19) - Denis Clemente at Missouri (2/25/09)	64.7 (11-of-17) - Jodie Meeks, Kentucky (11/28/08)
3-Point Field Goals Made	6 - Jacob Pullen vs. Oakland (11/25/08)	9 - LaceDarius Dunn, Baylor (1/21/09)
	6 - Fred Brown vs. Gardner-Webb (12/14/08)	
	6 - Denis Clemente at Texas (1/31/09)	
3-Point Field Goals Attempted	13 - Jacob Pullen vs. Kentucky (11/28/08)	17 - Kenard Moore, SE Missouri State (11/16/08)
3-Point Field Goal Percentage (min. 4 made)	100.0 (6-of-6) - Denis Clemente at Texas (1/31/09)	75.0 (9-of-12) - LaceDarius Dunn, Baylor (1/21/09)
Free Throws	12 - Denis Clemente at Texas (1/31/09)	11 - Jodie Meeks, Kentucky (11/28/08)
		11 - Jeff Peterson, Iowa (11/29/08)
Free Throws Attempted	12 - Darren Kent vs. Chicago State (1/5/09)	13 - Jodie Meeks, Kentucky (11/28/08)
	12 - Denis Clemente at Texas (1/31/09)	13 - Gary Johnson, Texas (1/31/09)
Free Throw Percentage (min. 5 made)	100.0 (9-of-9) - Darren Kent vs. Southern Miss (12/11/08)	100.0 (5-of-5) - J'Nathan Bullock, Cleveland State (11/22/08)
	100.0 (8-of-8) - Jamar Samuels at Oregon (12/7/08)	100.0 (5-of-5) - Keith Benson, Oakland (11/25/08)
	100.0 (12-of-12) - Denis Clemente at Texas (1/31/09)	100.0 (9-of-9) - Jeremy Wise, Southern Miss (12/11/08)
	100.0 (6-of-6) - Dominique Sutton vs. NC Central (2/17/09)	100.0 (8-of-8) - Sherron Collins, Kansas (1/13/09)
		100.0 (6-of-6) - Leo Lyons, Missouri (1/28/09)
		100.0 (8-of-8) - Justin Mason, Texas (1/31/09)
		100.0 (5-of-5) - Cole Aldrich, Kansas (2/14/09)
		100.0 (8-of-8) - Craig Brackins, Iowa State (2/21/09)
		100.0 (9-of-9) - Leo Lyons, Missouri (2/25/09)
Free Throw Percentage (min. 10 made)	100.0 (12-of-12) - Denis Clemente at Texas (1/31/09)	91.7 (11-of-12) - Jeff Peterson, Iowa (11/29/08)
Offensive Rebounds	8 - Darren Kent vs. Chicago State (1/5/09)	7 - Blake Griffin, Oklahoma (1/10/09)
Defensive Rebounds	9 - Ron Anderson vs. Florida A&M (11/14/08)	11 - LaMont Russell, SE Missouri State (11/16/08)
Total Rebounds	12 - Darren Kent vs. SE Missouri State (11/16/08)	17 - LaMont Russell, SE Missouri State (11/16/08)
	12 - Ron Anderson vs. Florida A&M (11/14/08)	
	12 - Darren Kent vs. Chicago State (1/5/09)	
	12 - Luis Colon vs. NC Central (2/17/09)	
Assists	11 - Jacob Pullen vs. Gardner-Webb (12/14/08)	9 - Justin Mason, Texas (1/31/09)
		9 - John Roberson, Texas Tech (2/11/09)
Blocked Shots	3 - Jamar Samuels vs. Florida A&M (11/14/08)	5 - Chinemelu Elonu, Texas A&M (2/7/09)
	3 - Darren Kent vs. Southern Miss (12/11/08)	
	3 - Jamar Samuels vs. Centenary (12/20/08)	
Steals	8 - Dominique Sutton vs. Idaho State (1/3/09)	5 - Ryan Anderson, Nebraska (1/17/09)
Minutes Played	39 - Jacob Pullen at Texas (1/31/09)	45 - Cory Higgins, Colorado (1/24/09)

TEAM

K-State High	K-State Low	Category	Opponent High	Opponent Low
107 vs. Gardner-Webb (12/14/08)	50 at Iowa State (2/21/09)	Points Scored	94 Missouri (2/25/09)	46 Iowa State (2/21/09)
37 vs. Gardner-Webb (12/14/08)	17 at Nebraska (1/17/09)	Field Goals	28 Kansas (1/13/09)	15 Southern Miss (12/11/08)
			28 Baylor (1/21/09)	
			28 Missouri (2/25/09)	
78 vs. SE Missouri State (11/16/08)	41 at Nebraska (1/17/09)	Field Goals Attempted	67 SE Missouri State (11/16/08)	32 Kentucky (11/28/08)
60.3 vs. NC Central (2/17/09)	32.7 vs Oklahoma (1/10/09)	FG Percentage	68.8 Kentucky (11/28/08)	30.2 Iowa State (2/21/09)
13 vs. Oakland (11/25/08)	3 vs. Iowa (11/29/08)	3-Point Field Goals Made	13 Baylor (1/21/09)	2 Chicago State (1/5/09)
	3 at Nebraska (1/17/09)			2 Iowa State (2/21/09)
	3 at Iowa State (2/21/09)			
29 vs. Florida A&M (11/14/08)	7 vs. Iowa (11/29/08)	3-Point Field Goals Attempted	24 SE Missouri State (11/16/08)	8 Kentucky (11/28/08)
66.7 at Texas (1/31/09)	20.0 at Iowa State (2/21/09)	3-Point Field Goal Percentage	71.0 Oregon (12/7/08)	11.8 Chicago State (1/5/09)
				11.8 Iowa State (2/21/09)
35 vs. Chicago State (1/5/09)	6 vs. Missouri (1/28/09)	Free Throws	33 Missouri (2/25/09)	8 NC Central (2/17/09)
46 vs. Chicago State (1/5/09)	10 vs. Missouri (1/28/09)	Free Throws Attempted	43 Missouri (2/25/09)	11 Emporia State (11/19/08)
	10 at Texas A&M (2/7/09)			
81.8 vs. Baylor (1/21/09)	41.7 vs. Emporia State (11/19/08)	Free Throw Percentage	85.7 Oakland (11/25/08)	47.6 Oklahoma (1/10/09)
			85.7 Iowa State (2/21/09)	
24 vs. Florida A&M (11/14/08)	11 vs. Texas Tech (2/11/09)	Offensive Rebounds	20 Missouri (2/25/09)	3 Kentucky (11/28/08)
35 vs. Iowa State (2/3/09)	10 vs. Kentucky (11/28/08)	Defensive Rebounds	31 SE Missouri State (11/16/08)	15 Wagner (12/30/08)
				15 NC Central (2/17/09)
53 vs. Florida A&M (11/14/08)	26 vs. Kentucky (11/28/08)	Total Rebounds	47 SE Missouri State (11/16/08)	22 Nebraska (1/17/09)
			47 Missouri (2/25/09)	22 NC Central (2/17/09)
29 vs. Iowa (11/29/08)	11 vs. NC Central (2/17/09)	Fouls	33 Florida A&M (11/14/08)	13 Iowa State (2/21/09)
29 at Texas (1/31/09)				
2 vs. Kentucky (11/28/08)	0 13 times	Fouled Out	3 Florida A&M (11/14/08)	0 10 times
2 at Texas (1/31/09)				
30 vs. Gardner-Webb (12/14/08)	4 vs. Kentucky (11/28/08)	Assists	19 Baylor (1/21/09)	7 Idaho State (1/3/09)
			19 Kansas (2/14/09)	
25 at Nebraska (1/17/09)	8 vs. SE Missouri State (11/16/08)	Turnovers	31 Kentucky (11/28/08)	10 Missouri (2/25/09)
7 vs. Southern Miss (12/11/08)	1 vs. Kentucky (11/28/08)	Blocked Shots	9 Texas A&M (2/7/09)	0 Iowa (11/29/08)
	1 at Colorado (1/24/09)			0 NC Central (2/17/09)
	1 vs. Iowa State (2/3/09)			
	1 at Missouri (2/25/09)			
12 vs. Emporia State (11/19/08)	2 vs. Iowa (11/29/08)	Steals	14 Oregon (12/7/08)	1 Iowa State (2/3/09)
				1 Texas A&M (2/7/09)
59 (1st) vs. Gardner-Webb (12/14/08)	19 (1st) at Iowa State (2/21/09)	Points/Half	55 (1st) Missouri (2/25/09)	16 (1st) SE Missouri State (11/16/08)
62.5 (1st) vs. Wagner (12/30/08)	23.3 (1st) vs. Kentucky (11/28/08)	FG Percentage/Half	82.4 (2nd) Colorado (1/24/09)	17.2 (1st) SE Missouri State (11/16/08)

2008-09 SUPERLATIVES

WILDCAT STARTING LINEUPS (W-I)

Guard	Guard	Forward	Forward	Forward	2008-09	Games
Denis Clemente	Jacob Pullen	Dominique Sutton	Darren Kent	Luis Colon	16-7	1-10, 12-16, 18-25, 27-28
Denis Clemente	Jacob Pullen	Jamar Samuels	Darren Kent	Luis Colon	1-0	11
Jacob Pullen	Fred Brown	Dominique Sutton	Darren Kent	Luis Colon	2-0	13, 26
Denis Clemente	Jacob Pullen	Chris Merriewether	Jamar Samuels	Luis Colon	0-1	17

MISCELLANEOUS	K-STATE	OPPONENTS
3-second violations	3	1
5-second violations	4	6
10-second violations	3	0
Lane violations	3	1
Defensive goal tending	8	2
Offensive goal tending	1	0
Shot clock expired	0	8
4-point plays	1	2
Jump balls controlled	13	15
Technical fouls (players)	3	3
Technical fouls (bench)	0	1
Points in the Paint	907	642
Points off turnovers	563	383
Second Chance Points	449	274
Fast Break Points	290	183
Bench Points	740	534

SCORING LEADERS	'08-09	CAREER
Denis Clemente	11	11
Jacob Pullen	8	9
Fred Brown	3	3
Jamar Samuels	3	3
Darren Kent	2	2
Dominique Sutton	2	2
Luis Colon	1	1

REBOUNDING LEADERS	'08-09	CAREER
Ron Anderson	8	8
Darren Kent	7	8
Dominique Sutton	6	7
Luis Colon	5	5
Jamar Samuels	2	2
Chris Merriewether	1	1
Jacob Pullen	1	1

ASSIST LEADERS	'08-09	CAREER
Denis Clemente	14	14
Jacob Pullen	12	28
Darren Kent	3	4
Ron Anderson	2	2
Fred Brown	2	2
Jamar Samuels	2	2
Buchi Awaji	1	1
Chris Merriewether	1	1
Dominique Sutton	1	1

SEASON-HIGH POINTS
44, Denis Clemente at Texas (1/31/09)
33, Denis Clemente at Missouri (2/25/09)
26, Jacob Pullen vs. Oakland (11/25/08)
26, Fred Brown vs. Chicago State (1/5/09)
26, Denis Clemente vs. Kansas (2/14/09)
24, Darren Kent vs. Centenary (12/20/08)
24, Jacob Pullen vs. Wagner (12/30/08)
23, Jacob Pullen vs. Missouri (1/28/09)
22, Jacob Pullen vs. Iowa (11/29/08)
22, Jacob Pullen vs. Kansas (2/14/09)

SEASON-HIGH REBOUNDS
12, Ron Anderson vs. Florida A&M (11/14/08)
12, Darren Kent vs. SE Missouri State (11/16/08)
12, Darren Kent vs. Chicago State (1/5/09)
12, Luis Colon vs. NC Central (2/17/09)
11, Luis Colon vs. Southern Miss (12/11/08)

SEASON-HIGH ASSISTS
11, Jacob Pullen vs. Gardner-Webb (12/14/08)

SEASON-HIGH STEALS
8, Dominique Sutton vs. Idaho State (1/3/09)

DOUBLE-FIGURE SCORING	'08-09	CAREER
Denis Clemente	18	35
Jacob Pullen	17	34
Darren Kent	13	14
Jamar Samuels	13	13
Dominique Sutton	10	13
Fred Brown	10	12
Luis Colon	5	5
Ron Anderson	4	7
Buchi Awaji	3	3
Justin Werner	1	1

DOUBLE-DIGIT REBOUNDS	'08-09	CAREER
Ron Anderson	4	5
Darren Kent	4	4
Luis Colon	3	3
Dominique Sutton	2	2
Jamar Samuels	1	1

DOUBLE-DOUBLES	'08-09	CAREER
Darren Kent (points-rebounds)	4	4
Ron Anderson (points-rebounds)	2	2
Luis Colon (points-rebounds)	2	2
Dominique Sutton (points-rebounds)	2	2
Jacob Pullen (points-assists)	1	1
Jamar Samuels (points-rebounds)	1	1

DUNKS	'08-09	CAREER
Jamar Samuels	15	15
Dominique Sutton	9	16
Darren Kent	6	9
Ron Anderson	3	3
Buchi Awaji	2	2

FITS IN LAST 5 MINUTES	'08-09	CAREER
Denis Clemente	20-24	20-24
Jamar Samuels	15-22	15-22
Jacob Pullen	12-18	30-45
Darren Kent	8-8	8-12
Dominique Sutton	5-6	7-9
Ron Anderson	4-9	13-23
Fred Brown	4-9	7-15
Chris Merriewether	4-4	6-10
Victor Ojeleye	3-8	3-8
Justin Werner	2-4	2-4
Abdul Herrera	0-2	0-2
Luis Colon	0-5	2-10

CHARGES DRAWN	'08-09	CAREER
Jacob Pullen	12	20
Darren Kent	7	14
Dominique Sutton	7	10
Jamar Samuels	6	6
Denis Clemente	5	5
Luis Colon	5	5
Chris Merriewether	3	14
Ron Anderson	3	9
Buchi Awaji	2	2
Justin Werner	1	1

INDIVIDUAL STREAKS	
Jacob Pullen/Games Played	61
Ron Anderson/Games Played	38
Dominique Sutton/Games Played	35
Luis Colon/Games Played	34
Darren Kent/Games Played	34


LEADS AND DEFICITS	'08-09
Largest Halftime Lead	31
Largest Halftime Lead Blown	3
Largest Halftime Deficit	14
Largest Halftime Deficit Overcome in win	5
Largest Lead	62
Largest Lead Blown	16
Largest Deficit	32
Largest Deficit Overcome for victory	8

K-STATE'S RECORD WHEN...

At home	14-3
On road	5-4
At neutral sites	0-2
In overtime	2-0
In games decided by 3 points or less	1-2
In games decided by 4-5 points	3-1
In games decided by 6-10 points	1-1
In games decided by 11-20 points	6-3
In games decided by 20-plus points	8-2
vs. Top 25 teams	1-4
vs. Top 10 teams	0-1
Scoring first	12-4
Leading at half	17-2
Tied at half	1-0
Trailing at half	1-7
Leading with 10:00 remaining	18-0
Trailing with 10:00 remaining	1-9
Tied with 10:00 remaining	0-0
Leading with 5:00 remaining	19-0
Trailing with 5:00 remaining	0-9
Tied with 5:00 remaining	0-0
KSU shoots 50% or better	4-0
KSU shoots less than 50%	14-9
KSU shoots better than opponent	16-1
KSU shoots same as opponent	0-0
Opponent shoots 50% or better	1-5
Opponent shoots less than 50%	17-4
KSU out-rebounds opponent	16-7
Opponent out-rebounds KSU	3-2
KSU equals opponent in rebounds	0-0
KSU shoots 70% or better from FT Line	7-3
KSU has more FT attempts	12-1
Opponent has more FT attempts	7-8
KSU equals opponent in FT attempts	0-0
KSU shoots 40% or better from 3-pt range	9-2
KSU has more turnovers than opponent	1-6
KSU has less turnovers than opponent	17-3
KSU equals opponent in turnovers	1-0
KSU scores 100-plus points	1-0
KSU scores 90 or more points	3-0
KSU scores 80-89 points	8-0
KSU scores 70-79 points	3-5
KSU scores 60-69 points	3-2
KSU scores 50-59 points	1-2
KSU scores less than 50 points	0-0
Opponent scores 100-plus points	0-0
Opponent scores 90 or more points	0-1
Opponent scores 80-89 points	1-3
Opponent scores 70-79 points	3-3
Opponent scores 60-69 points	5-2
Opponent scores 50-59 points	7-0
Opponent scores less than 50 points	3-0
On Mondays	1-0
On Tuesdays	4-1
On Wednesdays	3-2
On Thursdays	2-0
On Fridays	1-1
On Saturdays	7-4
On Sundays	2-1
In November	5-2
In December	4-1
In January	5-4
In February	5-2
In March	0-0
On ABC	0-1
On Big 12 Network	3-3
On ESPN	0-0
On ESPN2	0-1
On ESPNU	1-2
On FOX Sports Net	0-1
On FOX Sports Kansas City	10-0

MISCELLANEOUS	
Current streak	Lost 1
Home court streak	Won 1
Neutral court streak	Lost 3
Road streak	Lost 1
Consecutive games with a 3-point FG	28
All-Time Record	1,432-1,035

SEASON RECAPS

November 9, 2008 • Bramlage Coliseum • Manhattan, Kan. (Exhibition)			
	Washburn		57
	Kansas State		81

MANHATTAN, Kan. -- Sophomore guard Jacob Pullen led all scorers with 21 points, as Kansas State defeated Washburn, 81-57, in a men's exhibition basketball at Bramlage Coliseum. The Wildcats have now won seven straight exhibitions and 11 of the last 13.

Pullen finished the contest 7-of-15 from the field, including 4-of-5 from beyond the three-point line. He also added four rebounds to his final stat line. Joining Pullen in double figures were junior guard Denis Clemente and senior forward Darren Kent. Clemente tallied 12 points and a game-high five assists in his debut in a K-State uniform. Kent added 10 points and game-highs of nine rebounds and four blocks off the bench.

Despite a frigid start from the field by both teams, K-State pieced together a 36-24 lead at the half. Pullen tallied 10 points at the intermission, while sophomore Dominique Sutton added eight. The Wildcats were able to hold the Ichabods to an 18.5 field goal percentage in the first half, including 0-of-5 from beyond the arc.

After a three from Pullen opened the second half to give the Wildcats a 39-24 lead, the Ichabods closed to within 11 on back-to-back jumpers by Darnell Kimble and DeAndre Eggins. Kansas State recovered and used a 15-4 run over the next 3:54 to push the advantage to 54-32 with 14:06 to play. K-State took its largest lead of the game at 25 on a Clemente fast break lay-up with 5:18 to play.

Washburn was led by Eggins with 13 points, as the Ichabods had 12 of the 13 players to see the floor register at least one point.

Washburn													
No.	Name	FG	3FG	FT	RB	PF	TP	A	BLK	S	MIN		
03	Mario Scott	g	1-6	0-0	3-4	3	2	5	2	0	0	28	
22	DeAndre Eggins	g	3-8	0-2	7-9	1	2	13	0	0	0	20	
15	Paul Byers	f	1-3	0-1	0-0	1	5	2	2	0	2	12	
20	Lekheythan Malone	f	2-6	0-2	1-2	2	4	5	1	0	0	18	
21	Darnell Kimble	f	1-5	0-0	1-2	0	5	3	1	0	0	14	
10	William McNeill		2-6	0-1	0-0	0	2	4	1	0	4	16	
12	Moriba DeCoteau		0-1	0-0	1-2	3	1	1	0	2	1	11	
14	Logan Stutz		1-4	0-1	4-5	3	0	6	1	0	1	20	
23	Jeremie Hart		2-4	0-0	3-6	1	2	7	0	0	1	14	
24	Jonathan Leopaul		0-3	0-0	2-4	3	4	2	1	0	1	18	
33	Nate Daniels		3-7	2-3	0-0	3	0	8	0	1	0	20	
40	Garrett Love		0-0	0-0	0-0	0	0	0	0	0	0	3	
44	Steve Feighny		0-1	0-0	1-3	2	2	1	0	0	1	6	
TEAM							9						
TOTALS			16-54	2-10	23-37	31	29	57	9	3	11	200	

Field Goals	1st Half	2nd Half	Game
3-Point FG	18.5	40.7	29.6
Free Throws	0.0	40.0	20.0
	70.0	52.9	62.2


Kansas State													
No.	Name	FG	3FG	FT	RB	PF	TP	A	BLK	S	MIN		
00	Jacob Pullen	g	7-15	4-5	3-3	4	4	21	1	0	0	29	
21	Denis Clemente	g	5-14	1-3	1-1	6	2	12	5	0	0	27	
15	Luis Colon	f	4-10	0-0	0-0	8	2	8	0	1	0	16	
23	Dominique Sutton	f	2-4	0-1	4-6	5	2	8	0	0	3	25	
40	Ron Anderson	f	2-5	0-0	3-5	8	2	7	4	0	2	23	
01	Fred Brown		2-3	0-1	0-0	0	3	4	0	1	0	8	
13	Justin Werner		0-1	0-1	0-0	0	0	0	0	0	0	5	
25	Buchi Awaji		0-1	0-0	0-0	2	2	0	0	0	2	7	
31	Chris Merriewether		1-2	0-1	0-0	1	4	2	0	1	0	12	
32	Jamar Samuels		3-4	0-0	3-11	4	4	9	0	1	0	23	
33	Victor Ojeleye		0-0	0-0	0-0	0	0	0	0	0	0	2	
42	Darren Kent		3-6	0-0	4-5	9	3	10	4	4	1	23	
TEAM							5						
TOTALS			29-65	5-12	18-31	52	28	81	14	7	8	200	

Field Goals	1st Half	2nd Half	Game
3-Point FG	30.3	59.4	44.6
Free Throws	37.5	50.0	41.7
	54.2	71.4	58.1

Officials: John Higgins, Dan Nowakowski, John Moore
Technical Fouls: Washburn-None. Kansas State-None.
Attendance: 7,733

Score by Periods	1st	2nd	Total
Washburn	24	33	57
Kansas State	36	45	81

Points in the Paint: Kansas State 40, Washburn 24
Points Off Turnovers: Kansas State 24, Washburn 19
Second Chance Points: Kansas State 24, Washburn 4
Fast Break Points: Kansas State 16, Washburn 16
Bench Points: Washburn 29, Kansas State 25

November 14, 2008 • Bramlage Coliseum • Manhattan, Kan.			
	Florida A&M		57
	Kansas State		96

MANHATTAN, Kan. -- Junior guard Denis Clemente had 19 points and sophomore guard Jacob Pullen added 17, helping Kansas State open the post-Michael Beasley era with an easy 96-57 win over Florida A&M at Bramlage Coliseum.

K-State hounded the Rattlers into poor shots and dominated the offensive glass to jump out to leads of 17-2 and 30-4 on its way to winning its 12th straight home opener. The Wildcats shot just 7-for-29 from 3-point range, but made up for it with 24 offensive boards, including 17 in the first half.

Sophomore forward Dominique Sutton had 13 points, redshirt freshman forward Jamar Samuels added 11 and sophomore forward Ron Anderson had 12 rebounds for Kansas State.

K-State scored 40 of its 96 points in the paint, while it scored 23 points off 13 Florida A&M turnovers. The squad shot 43.3 percent from the field, including 46.9 percent in the second half. The team also converted on 31-of-45 attempts from the charity stripe.

Florida A&M had never beaten a Big 12 opponent in 10 tries and found itself overmatched and overwhelmed against the bigger, more athletic Wildcats. The Rattlers shot 33 percent, including 3-for-20 on 3-pointers, and were out-rebounded 53-31. Dunnell Webb led the Rattlers with 15 points.

Florida A&M (0-1)													
No.	Name	FG	3FG	FT	RB	PF	TP	A	BLK	S	MIN		
15	Brandon Bryant	g	2-12	2-7	4-4	1	1	10	2	0	0	23	
24	Joe Ballard	g	1-4	0-1	1-2	1	2	3	2	0	0	19	
03	Lamar Twitty	f	2-8	0-1	1-2	3	5	5	1	0	1	20	
05	Josh Davis	f	1-2	0-1	0-0	3	2	2	0	0	0	15	
32	Larry Jackson	f	1-2	0-0	2-5	8	4	4	0	1	0	19	
01	Dunnell Webb		6-10	0-1	3-5	5	3	15	0	0	1	29	
10	Byron Taylor		1-3	0-2	0-0	0	0	1	2	2	0	12	
12	Dale Hughes		2-8	1-7	1-2	1	0	6	0	0	0	26	
21	Cecil Bent		2-4	0-0	1-2	3	5	5	1	0	0	10	
23	Darryl Demps		0-0	0-0	0-2	0	1	0	0	0	0	4	
25	David Buchanan		1-3	0-0	0-0	1	4	2	1	0	0	10	
42	Yannick Crowder		1-3	0-0	1-1	0	5	3	0	0	0	13	
TEAM							5						
TOTALS			20-59	3-20	14-25	31	33	57	9	1	2	200	

Field Goals	1st Half	2nd Half	Game
3-Point FG	33.3	34.4	33.9
Free Throws	8.3	25.0	15.0
	50.0	56.5	56.0

Kansas State (1-0)													
No.	Name	FG	3FG	FT	RB	PF	TP	A	BLK	S	MIN		
00	Jacob Pullen	g	6-15	2-9	3-3	2	1	17	5	0	2	30	
21	Denis Clemente	g	4-12	2-8	9-10	2	2	19	1	0	0	22	
15	Luis Colon	f	1-3	0-0	4-5	5	5	6	1	1	0	10	
23	Dominique Sutton	f	5-7	0-2	3-5	8	4	13	1	0	1	18	
42	Darren Kent	f	2-7	1-1	4-6	6	4	9	1	1	1	22	
01	Fred Brown		2-6	1-5	0-0	2	1	5	1	0	1	17	
13	Justin Werner		1-2	1-2	1-2	0	0	4	0	0	0	9	
25	Buchi Awaji		1-4	0-2	0-0	1	0	2	0	0	1	12	
31	Chris Merriewether		0-1	0-0	0-2	3	3	0	2	0	0	12	
32	Jamar Samuels		4-6	0-0	3-4	5	3	11	2	3	0	21	
33	Victor Ojeleye		0-0	0-0	1-4	3	0	1	1	0	0	8	
40	Ron Anderson		3-4	0-0	3-4	12	1	9	4	0	1	19	
TEAM							4						
TOTALS			29-67	7-29	31-45	53	24	96	19	5	7	200	

Field Goals	1st Half	2nd Half	Game
3-Point FG	40.0	46.9	43.3
Free Throws	25.0	23.1	24.1
	72.7	65.2	68.9

Officials: Mark Whitehead, Andrew Walton, Eric Curry
Technical Fouls: Florida A&M-Dunnell Webb. Kansas State-Jamar Samuels.
Attendance: 9,070

Score by Periods	1st	2nd	Total
Florida A&M	20	37	57
Kansas State	48	48	96

Points in the Paint: Kansas State 40, Florida A&M 18
Points Off Turnovers: Kansas State 23, Florida A&M 5
Second Chance Points: Kansas State 22, Florida A&M 11
Fast Break Points: Kansas State 19, Florida A&M 2
Bench Points: Florida A&M 33, Kansas State 32

November 16, 2008 • Bramlage Coliseum • Manhattan, Kan.			
	SE Missouri State		68
	Kansas State		88

MANHATTAN, Kan. -- Senior forward Darren Kent recorded his first career double-double with career-highs in both points (15) and rebounds (12) to help Kansas State beat the undermanned and overmatched SE Missouri State 88-68 at Bramlage Coliseum.

Kent came alive early in the second half, scoring nine of his 15 points in the first 10 minutes of the second half.

Sophomore guard Fred Brown paced the Wildcats with 21 points on 8-of-14 shooting, including 4-of-6 from 3-point range. 18 of his 21 points came in the second half, as he went 7-of-8 from the field, including 4-of-5 from beyond the arc. Samuels added 16 points on 7-of-10 shooting to go with eight boards, while sophomore forward Dominique Sutton chipped in 12 points and four steals.

The Wildcats (2-0) took an early 11-0 lead during the first five minutes. Israel Kirk made a layup with 14:53 to play in the first half to give the Redhawks (0-2) their first score.

Midway through the first half, the Wildcats went on a 12-0 run to take a 31-6 lead. Redshirt freshman forward Jamar Samuels, who scored six points during the stretch, highlighted the run with a pair of two-handed dunks.


The Redhawks' guard Kenard Moore prevented the Wildcats from extending their lead to much greater than 20, scoring 26 of his 31 points in the second half. His 31 led all scorers.

SE Missouri State (0-1)													
No.	Name	FG	3FG	FT	RB	PF	TP	A	BLK	S	MIN		
02	Jaycen Herring	g	3-11	0-2	1-1	4	5	7	0	0	0	19	
05	Bijon Jones	g	0-3	0-1	1-2	3	2	1	4	0	0	34	
24	Johnny Hill	g	2-10	0-1	1-3	5	4	5	3	0	1	30	
03	Israel Kirk	f	2-6	0-0	2-2	4	3	6	0	0	1	21	
45	Jajuan Maxwell	f	5-8	2-3	1-2	10	4	13	1	2	1	30	
00	Kenard Moore		9-25	6-17	7-8	1	0	31	1	0	1	35	
34	LaMont Russell		2-4	0-0	1-2	17	3	5	2	0	0	31	
TEAM							3						
TOTALS			23-67	8-24	14-20	47	21	68	11	2	4	200	

Field Goals	1st Half	2nd Half	Game
3-Point FG	17.2	47.4	34.3
Free Throws	18.2	46.2	33.3
	66.7	71.4	70.0

Kansas State (1-0)												
No.	Name		FG	3FG	FT	RB	PF	TP	A	BLK	S	MIN
00	Jacob Pullen	g	2-9	0-2	3-5	1	2	7	6	0	1	19
21	Denis Clemente	g	2-5	0-0	0-0	2	3	4	4	0	1	11
15	Luis Colon	f	1-4	0-0	2-4	5	1	4	1	1	0	18
23	Dominique Sutton	f	5-9	0-1	2-4	8	1	12	0	1	4	26
42	Darren Kent	f	7-13	0-2	1-4	12	1	15	0	0	0	24
01	Fred Brown		8-14	4-6	1-2	4	2	21	6	0	1	25
13	Justin Werner		0-6	0-4	0-0	1	2	0	1	1	2	15
25	Buchi Awaji		1-1	0-0	0-0	1	0	2	0	0	0	6
31	Chris Mernwether		0-1	0-0	0-0	1	1	0	3	1	2	16
32	Jamar Samuels		7-10	0-0	2-6	8	3	16	2	0	0	26
33	Victor Ojeyele		3-6	0-0	1-2	4	4	7	0	0	0	12
40	Ron Anderson		0-0	0-0	0-0	1	0	0	0	0	0	2
TEAM			2									
TOTALS			36-78	4-15	12-27	50	20	88	23	4	11	200

SEASON RECAPS

November 19, 2008 • Bramlage Coliseum • Manhattan, Kan.		
	Emporia State	60
	Kansas State	82

MANHATTAN, Kan. -- Junior guard Fred Brown and sophomore forward Dominique Sutton scored 14 points apiece to lead Kansas State over Emporia State 82-60 at Bramlage Coliseum.

The Wildcats (3-0) also got 11 points from redshirt freshman forward Jamar Samuels and 10 points from sophomore forward Ron Anderson, who pulled in a game-high 10 rebounds. It marked the first double-double of Anderson's career.

Robert Moores led Division II Emporia State (1-1) with 12 points. Lamar Wilbern and Adam Holthaus added 10 apiece.

The Hornets took a 14-13 lead midway through the first half on a basket by Wilbern. Kansas State responded late in the period with a 20-4 run, including 11 points by Brown, and led 40-34 at halftime.

In the second half, the Wildcats went on a 13-1 run midway through the period to put the game out of reach with a 69-50 lead.

Kansas State connected on 47.9 percent from the field, including 50 percent in the second half. The Wildcats scored 30 points off 26 Emporia State turnovers.

Emporia State (1-1)												
No.	Name	FG	3FG	FT	RB	PF	TP	A	BLK	S	MIN	
21	Dustin Andrews	g	4-5	0-1	0-0	1	3	8	5	0	1	25
22	Matt Boswell	g	1-4	0-2	3-4	4	3	5	0	1	0	21
24	Lamar Wilbern	g	4-13	0-2	2-2	5	2	10	4	0	0	31
31	Jeremiah Box	f	4-11	1-3	0-1	3	1	9	0	1	0	22
20	Shang Ping	c	0-1	0-0	0-0	0	4	0	0	0	0	11
11	Spencer Allen	f	1-4	0-1	0-0	5	3	2	0	0	1	23
12	Robert Moores	g	5-9	2-5	0-0	0	1	12	4	0	0	32
33	Alex Pyle	1-1	0-0	0-0	1	0	2	0	0	0	1	6
40	Doug Moore	1-1	0-0	0-0	2	1	2	0	0	0	0	6
50	Adam Holthaus	3-7	0-0	4-4	9	0	10	0	1	0	0	23
TEAM		6										
TOTALS		24-56	3-14	9-11	36	18	60	13	3	3	200	
		1st Half		2nd Half		Game						
Field Goals		50.0		36.7		42.9						
3-Point FG		28.6		14.3		21.4						
Free Throws		85.7		75.0		81.8						

Kansas State (3-0)												
No.	Name	FG	3FG	FT	RB	PF	TP	A	BLK	S	MIN	
00	Jacob Pullen	g	3-17	1-7	2-3	3	0	9	5	0	1	32
21	Denis Clemente	g	4-8	0-2	1-1	0	1	9	5	0	0	19
15	Luis Colon	f	3-6	0-0	0-0	2	3	6	1	2	0	15
23	Dominique Sutton	f	6-11	0-0	2-3	5	1	14	1	1	2	30
42	Darren Kent	f	3-3	0-0	1-2	5	4	7	4	0	3	16
01	Fred Brown	5-8	3-3	1-2	1	1	14	0	0	0	0	19
13	Justin Werner	0-0	0-0	0-0	1	1	0	0	0	0	0	4
25	Buchi Awaji	0-0	0-0	0-0	0	0	0	0	0	0	0	1
31	Chris Merriewether	1-1	0-0	0-0	1	1	2	0	0	0	2	14
32	Jamar Samuels	5-8	0-0	1-9	8	1	11	2	0	0	2	25
33	Victor Ojeleye	0-0	0-0	0-0	1	0	0	0	0	0	0	2
40	Ron Anderson	4-9	0-0	2-4	10	1	10	0	0	0	2	23
TEAM		3										
TOTALS		34-71	4-12	10-24	40	14	82	18	3	12	200	
		1st Half		2nd Half		Game						
Field Goals		45.7		50.0		47.9						
3-Point FG		42.9		20.0		33.3						
Free Throws		38.5		45.5		41.7						

Officials: Ted Hillary, Steve Olson, Kipp Kissingner
Technical Fouls: Emporia State-None. Kansas State-None.
Attendance: 8,083

Score by Periods	1st	2nd	Total
Emporia State	34	26	60
Kansas State	40	42	82

Points in the Paint: Kansas State 52, Emporia State 28
Points Off Turnovers: Kansas State 30, Emporia State 6
Second Chance Points: Kansas State 18, Emporia State 15
Fast Break Points: Kansas State 17, Emporia State 10
Bench Points: Kansas State 37, Emporia State 28

November 22, 2008 • Wolstein Center • Cleveland, Ohio		
	Kansas State	69
	Cleveland State	59

CLEVELAND, Ohio -- Junior guard Denis Clemente scored 16 points as Kansas State took an early lead and held off a late Cleveland State rally to win 69-59 at the Wolstein Center.

It marked the Wildcats' first win at a Horizon League school in six tries and was their first non-conference road victory since North Dakota State on Dec. 9, 2006.

K-State (4-0) closed the first half with a 15-3 rally to go up 35-23 at halftime. The Wildcats shot 50 percent in the first frame, while holding the Vikings to just 21.4 percent shooting.

Cleveland State (1-2) got to within three on Eric Schiele's layup with 11:34 left. But Jamar Samuels made a pair of free throws and Darren Kent hit a 3-pointer for Kansas State and the Vikings couldn't get as close again.

K-State shot 44.7 percent from the field, including 46.2 percent from beyond the arc. The squad, which had struggled from the free throw line in its first three games, connected on a season-high 75 percent, including 81.8 percent in the second half.

Samuels and Jacob Pullen each scored 15 points, and Kent added 14 points and 10 rebounds for the Wildcats. It marked Kent's second double-double in the last three games.

Norris Cole scored 17 points, J'Nathan Bullock had 11 and D'Aundray Brown 10 for Cleveland State, which shot 53.6 percent in the second half to close the gap.

Kansas State (4-0)												
No.	Name	FG	3FG	FT	RB	PF	TP	A	BLK	S	MIN	
00	Jacob Pullen	g	5-10	3-7	2-3	2	3	15	2	0	1	18
21	Denis Clemente	g	5-10	2-3	4-5	0	3	16	1	0	2	24
15	Luis Colon	f	0-0	0-0	1-2	1	1	1	0	1	1	10
23	Dominique Sutton	f	1-3	0-0	2-2	5	2	4	1	0	2	31
42	Darren Kent	f	4-7	1-2	5-6	10	2	14	2	1	0	25
01	Fred Brown	1-4	0-1	0-0	0	0	2	1	0	0	0	21
13	Justin Werner	0-0	0-0	0-0	0	0	0	0	0	0	0	+
31	Chris Merriewether	0-3	0-0	0-0	1	1	0	0	0	0	1	17
32	Jamar Samuels	5-8	0-0	5-6	5	2	15	2	1	1	1	28
40	Ron Anderson	0-2	0-0	2-4	7	1	2	2	2	0	0	26
TEAM		5										
TOTALS		21-47	6-13	21-28	36	15	69	11	4	9	200	
		1st Half		2nd Half		Game						
Field Goals		50.0		40.7		44.7						
3-Point FG		50.0		42.9		45.2						
Free Throws		70.6		81.8		75.0						

Cleveland State (1-2)												
No.	Name	FG	3FG	FT	RB	PF	TP	A	BLK	S	MIN	
11	Cedric Jackson	g	1-12	0-5	3-4	1	4	5	8	0	2	32
30	Norris Cole	g	7-16	2-5	1-3	2	1	17	0	0	3	35
32	D'Aundray Brown	f	3-9	0-1	4-4	8	2	10	1	1	1	34
35	J'Nathan Bullock	f	3-8	0-0	5-5	6	4	11	1	1	4	25
42	Chris Moore	c	3-4	0-0	1-2	6	3	7	1	1	0	32
02	Eric Schiele	2-3	1-2	0-0	0	1	5	0	0	0	1	11
05	Jeremy Montgomery	0-0	0-0	0-0	0	1	0	1	0	0	1	3
21	George Tandy	1-2	0-0	0-0	3	3	2	0	0	0	0	18
22	Josh McCoy	0-1	0-1	0-0	0	0	0	0	0	0	0	2
23	Daitwan Eppinger	0-0	0-0	0-0	1	0	0	0	0	0	0	1
45	Renard Fields	1-1	0-0	0-0	1	2	2	0	0	0	0	4
51	Joe Latas	0-0	0-0	0-0	0	1	0	0	0	0	0	3
TEAM		2										
TOTALS		21-56	3-14	14-18	30	22	59	12	3	12	200	
		1st Half		2nd Half		Game						
Field Goals		21.4		53.6		37.5						
3-Point FG		12.5		33.3		21.4						
Free Throws		76.9		80.0		77.8						

Officials: Duke Edsell, Kelly Groom, Brad Ferr
Technical Fouls: Kansas State-None. Cleveland State-None.
Attendance: 2,827

Score by Periods	1st	2nd	Total
Kansas State	35	34	69
Cleveland State	23	36	59

Points in the Paint: Kansas State 28, Cleveland State 22
Points Off Turnovers: Cleveland State 24, Kansas State 17
Second Chance Points: Kansas State 13, Cleveland State 13
Fast Break Points: Kansas State 6, Cleveland State 6
Bench Points: Kansas State 19, Cleveland State 9

November 25, 2008 • Bramlage Coliseum • Manhattan, Kan.		
	Oakland	64
	Kansas State	83

MANHATTAN, Kan. -- Sophomore guard Jacob Pullen recorded a career-high 26 points as Kansas State beat Oakland, 83-64, at Bramlage Coliseum to go 5-0 for the first time since 2004.

Junior guard Denis Clemente added a season-high 19 points and junior forward Luis Colon finished with a career-best 12 for the Wildcats, who scored 27 points off Oakland turnovers.

Junior guard Johnathon Jones led the Grizzlies (1-4) with 16 points. Erik Kangas and Drew Maynard scored 11 apiece.

K-State led 39-25 at halftime and staged a 16-7 run midway through the second period to take a 64-41. Clemente stole the ball and passed to Pullen, who capped the run with one of his six 3-pointers.

The Wildcats shot 45 percent from 3-point range after averaging 30 percent through their first four games. The 13 three-point field goals were the most since the team had 15 against Nebraska in 2000. Oakland made 4-of-15, or 27 percent, from beyond the arc.

Kansas State scored more than 80 points for the fourth time this season. The team has scored 80 or more points in four of its first five games for the first time since the 1997-98 season and for just the ninth time in school history.

K-State connected on 45.9 percent from the field, including 53.6 percent in the second half. The team was remarkably efficient with 24 assists to 28 field goals made.

Oakland out-rebounded K-State, 38-36, becoming the first foe to do so this season.

Oakland (1-4)																						
No.	Name		FG	3FG	FT	RB	PF	TP	A	BLK	S	MIN										
04	Will Hudson	f	2-4	0-0	2-4	3	2	6	0	1	0	27										
22	Blake Cushingberry	g	0-4	0-0	0-0	4	1	0	0	0	1	16										
23	Johnathon Jones	g	7-18	0-2	2-2	3	0	16	5	0	0	37										
30	Erik Kangas	g	3-10	2-6	3-3	7	4	11	2	0	0	32										
34	Keith Benson	c	1-6	0-0	5-5	6	5	7	0	0	1	24										
12	Matt Samuels		4-6	0-0	1-1	0	1	9	3	0	2	15										
20	Ilija Milutinovic		0-0	0-0	2-2	2	1	2	0	0	0	7										
31	Drew Maynard		3-6	2-3	3-4	7	3	11	1	0	0	29										
45	Dan Waterstradt		1-5	0-0	0-0	3	3	2	0	0	0	13										
TEAM						3																
TOTALS			21-59		4-15		18-21		38		20		64		11		1		4		200	
			1st Half				2nd Half				Game											
Field Goals			35.7				35.5				35.6											
3-Point FG			25.0				28.6				26.7											
Free Throws			50.0				100.0				85.7											

SEASON RECAPS

November 28, 2008 • Las Vegas Invitational • Orleans Arena • Las Vegas, Nev.

	Kansas State	72
	Kentucky	74

LAS VEGAS, Nev. -- Sophomore Jacob Pullen paced four Wildcats in double figures with a team-high 20 points, as Kansas State dropped a 74-72 decision to Kentucky in a semifinal game at the Findlay Toyota Las Vegas Invitational at the Orleans Arena.

Junior guard Jodie Meeks led the attack for Kentucky with a game-high 37 points to along with six rebounds and four steals for the Wildcats (3-2). Sophomore forward Patrick Patterson notched a double-double with 14 points and 10 rebounds, while junior guard Ramon Harris chipped in 12 points, four rebounds and two steals.

Meeks outscored Kansas State (5-1) by himself in the first half, 24-23. For the game, he went 11-of-17 from the field, 11-of-13 from the free-throw line for Kentucky (3-2), which next plays West Virginia in the championship game Saturday night.

K-State had a chance to tie with a 3-pointer with 13 seconds left, but Dominique Sutton lost his dribble and turned the ball over with six seconds left. Meeks was fouled with three seconds and converted two free throws.

Kentucky, which turned the ball over 31 times, built a 54-37 lead with 12:28 to go in the game, but Kansas State went on a 22-7 run.

Jacob Pullen led Kansas State with 20 points and five steals. Sutton added a career-high 15 points and Darren Kent had 12 for Kansas State, which plays Iowa in the third-place game on Saturday at 6:30 p.m. CT. After scoring a career-high 26 points in a win over Oakland on Tuesday night, Pullen has now tallied 20 or more points in consecutive games for the first time in his career.

After Kansas State jumped to a 16-7 advantage, Kentucky went on a 14-0 run and led at halftime 37-23.

Kentucky is now 8-0 all-time in the series.

Kansas State (5-1)												
No.	Name	FG	3FG	FT	RB	PF	TP	A	BLK	S	MIN	
00	Jacob Pullen	g	7-18	5-13	1-2	1	3	20	1	0	5	38
21	Denis Clemente	g	5-19	1-3	0-0	3	0	11	2	0	1	38
15	Luis Colon	f	3-3	0-0	2-2	4	4	8	0	0	0	12
23	Dominique Sutton	f	5-9	1-2	4-4	6	2	15	0	0	1	24
42	Darren Kent	f	2-6	0-1	8-10	6	5	12	1	0	1	29
01	Fred Brown	f	1-5	0-2	2-2	0	2	4	0	0	1	17
31	Chris Merriewether	f	0-0	0-0	0-0	0	3	0	0	0	0	4
32	Jamar Samuels	f	1-4	0-0	0-1	3	5	2	0	1	1	23
40	Ron Anderson	f	0-2	0-0	0-0	2	3	0	0	0	0	15
TEAM												1
TOTALS		24-66	7-21	17-21	26	27	72	4	1	10	200	

	1st Half	2nd Half	Game
Field Goals	23.3	47.2	36.4
3-Point FG	30.0	36.4	33.3
Free Throws	75.0	84.6	81.0

Kentucky (3-2)												
No.	Name	FG	3FG	FT	RB	PF	TP	A	BLK	S	MIN	
13	Michael Porter	g	1-2	1-2	2-2	3	2	5	5	0	0	36
22	Ramon Harris	g	3-3	0-0	6-9	4	3	12	1	0	2	39
23	Jodie Meeks	g	11-17	4-6	11-13	6	2	37	2	0	4	39
21	Perry Stevenson	f	0-2	0-0	1-2	3	4	1	1	2	1	28
54	Patrick Patterson	f	6-7	0-0	2-5	10	3	14	1	1	0	27
01	Darius Miller	f	1-1	0-0	3-4	2	5	5	1	0	1	14
03	Kevin Galloway	f	0-0	0-0	0-0	0	0	0	0	0	0	1
34	DeAndre Liggins	f	0-0	0-0	0-0	0	0	0	0	0	0	2
55	Josh Harrellson	f	0-0	0-0	0-0	4	1	0	1	0	1	14
TEAM												0
TOTALS		22-32	5-8	25-35	32	20	74	12	3	9	200	

	1st Half	2nd Half	Game
Field Goals	76.5	60.0	68.8
3-Point FG	71.4	0.0	62.5
Free Throws	75.0	70.4	71.4

Officials: Roger Ayers, Raymie Styons, William Humes
Technical Fouls: Kansas State-None. Kentucky-None.
Attendance: 5,000

Score by Periods	1st	2nd	Total
Kansas State	23	49	72
Kentucky	37	37	74

Points in the Paint: Kentucky 28, Kansas State 24
Points Off Turnovers: Kansas State 26, Kentucky 14
Second Chance Points: Kansas State 18, Kentucky 3
Fast Break Points: Kentucky 8, Kansas State 6
Bench Points: Kansas State 6, Kentucky 5

November 29, 2008 • Las Vegas Invitational • Orleans Arena • Las Vegas, Nev.

	Kansas State	63
	Iowa	65

LAS VEGAS, Nev. -- Cyrus Tate's layup at the buzzer lifted Iowa over Kansas State 65-63 in the third-place game of the Findlay Toyota Las Vegas Invitational at the Orleans Arena.

Tate, who had 10 points and seven rebounds, hit an uncontested layup on the left side beating the final horn. Also for Iowa (6-1), Jeff Peterson led with 18 points and six assists. He also went 11-of-12 from the free-throw line.

Prior to Tate's layup, Kansas State's Jamar Samuels, who scored 13 points, converted a layup with seven seconds to tie it after the Wildcats trailed by as many as 13 points in the second half.

Jacob Pullen led Kansas State (5-2) with a game-high 22 points. Pullen has now scored 20 or more points in three consecutive games for the first time in his career. Samuels, who had 13 in the game, has scored in double figures in five of his first seven games.

Iowa never trailed in the first half, once building a 13-point edge, before leading 36-25 at halftime.

After the Wildcats made their second-half run of 24-10, there were eight lead changes and five ties.

Kansas State set season-lows in five categories, including points (63), field goals attempted (45), 3-point field goals made (three) and attempted (seven) and steals (two).

Kansas State (5-2)												
No.	Name	FG	3FG	FT	RB	PF	TP	A	BLK	S	MIN	
00	Jacob Pullen	g	7-14	2-5	6-9	3	2	22	2	0	2	38
21	Denis Clemente	g	1-1	0-0	0-0	0	5	2	0	0	0	12
15	Luis Colon	f	3-5	0-0	0-0	9	2	6	2	0	0	21
23	Dominique Sutton	f	2-3	0-0	0-1	3	4	4	0	0	0	30
42	Darren Kent	f	2-6	0-1	0-0	3	3	4	0	0	0	15
01	Fred Brown	f	1-3	0-0	0-0	2	4	2	0	0	0	8
25	Buchi Awaji	f	1-2	1-1	1-2	1	2	4	0	0	0	14
31	Chris Merriewether	f	0-0	0-0	2-2	3	2	2	0	0	0	20
32	Jamar Samuels	f	4-8	0-0	5-8	5	4	13	1	1	0	17
40	Ron Anderson	f	1-1	0-0	1-6	4	1	3	0	0	0	17
54	Abdul Herrera	f	0-2	0-0	1-2	2	0	1	0	2	0	8
TEAM												1
TOTALS		22-45	3-7	16-30	36	29	63	5	3	2	200	

	1st Half	2nd Half	Game
Field Goals	47.1	50.0	48.9
3-Point FG	50.0	33.3	42.9
Free Throws	41.2	69.2	53.3

Iowa (6-1)												
No.	Name	FG	3FG	FT	RB	PF	TP	A	BLK	S	MIN	
01	Anthony Tucker	g	1-11	1-7	0-1	7	3	3	0	0	0	28
05	Matt Gatens	g	2-4	1-1	0-0	1	5	5	1	0	0	18
30	Jeff Peterson	g	3-7	1-2	11-12	2	1	18	6	0	1	38
24	Aaron Fuller	f	2-5	0-1	3-5	7	3	7	0	0	2	29
44	Cyrus Tate	f	2-5	0-0	6-10	7	3	10	0	0	0	28
15	Devan Bawinkel	f	1-3	1-3	0-0	0	0	3	0	0	1	13
20	Andrew Brommer	f	1-2	0-0	0-1	3	5	2	0	0	0	13
32	Jermain Davis	f	2-4	2-3	2-4	2	0	8	1	0	0	16
23	Jake Kelly	f	2-3	1-2	4-4	0	3	9	1	0	2	14
50	Jarryd Cole	f	0-0	0-0	0-0	0	1	0	0	0	0	3
TEAM												1
TOTALS		16-44	7-19	26-37	30	24	65	9	0	6	200	

	1st Half	2nd Half	Game
Field Goals	41.7	30.0	36.4
3-Point FG	54.5	12.5	36.8
Free Throws	66.7	72.7	70.3

Officials: Roger Ayers, Bernard Clinton, Mike Eades
Technical Fouls: Kansas State-None. Iowa-None.
Attendance: 2,000

Score by Periods	1st	2nd	Total
Kansas State	25	38	63
Iowa	36	29	65

Points in the Paint: Kansas State 34, Iowa 16
Points Off Turnovers: Iowa 16, Kansas State 10
Second Chance Points: Kansas State 19, Iowa 12
Fast Break Points: Iowa 4, Kansas State 2
Bench Points: Kansas State 25, Iowa 22

December 7, 2008 • McArthur Court • Eugene, Ore.

	Kansas State	70
	Oregon	75

EUGENE, Ore. -- Denis Clemente led Kansas State with 19 points, but Oregon held off the Wildcats, 75-70, at McArthur Court in a Big 12/Pac-10 Hardwood Series match-up.

Clemente was one of four Wildcats in double figures as Jamar Samuels had 14 points, Ron Anderson pitched in 12 and Fred Brown 10. It marked the seventh time in eight games that at least four players have scored in double figures.

K-State shot 42 percent for the game but turned the ball over 20 times on the night. The team posted season-lows for 3-pointers (four) and 3-point field goals (21.2).

K-State (5-3) took a 38-35 lead at halftime as Clemente hit a running three pointer just as time expired in the first 20 minutes.

The Wildcats took a 40-37 lead early in the second half but the Ducks then went on a 10-0 run to retake the lead, capped by a three-pointer from Tajuan Porter. Down 54-46, Kansas State battled back several times in the second half and a Samuels free throw with 2:48 remaining closed the gap to one at 69-68.

With the Ducks ahead, 71-68, Clemente drew an offensive foul with :29 remaining to negate a made field goal and Oregon sealed the win with four free throws down the stretch.

Porter scored a season-high 28-points to lead the Ducks, while Garrett Sim added 16 points and LeKendric Longmire had 13 for the 4-4 Ducks.

Kansas State (5-3)												
No.	Name	FG	3FG	FT	RB	PF	TP	A	BLK	S	MIN	
00	Jacob Pullen	g	2-13	0-7	0-0	8	3	4	3	0	1	28
21	Denis Clemente	g	8-20	2-8	1-2	4	4	19	0	0	0	34
15	Luis Colon	f	0-2	0-0	0-0	4	1	0	2	1	0	17
23	Dominique Sutton	f	2-4	0-0	0-1	3	2	4	0	0	0	11
42	Darren Kent	f	1-4	0-0	2-2	2	2	4	0	0	0	15
01	Fred Brown	f	4-7	2-4	0-0	1	3	10	0	0	1	16
25	Buchi Awaji	f	0-1	0-0	1-2	4	2	1	0	0	0	11
31	Chris Merriewether	f	1-1	0-0	0-0	1	5	2	1	0	1	22
32	Jamar Samuels	f	3-6	0-0	8-8	2	1	14	0	2	0	26
40	Ron Anderson	f	6-7	0-0	0-3	5	2	12	1	0	2	20
TEAM												5
TOTALS		27-65	4-19	12-18	39	25	70	7	3	5	200	

	1st Half	2nd Half	Game
Field Goals	40.6	42.4	41.5
3-Point FG	30.8	0.0	21.1
Free Throws	66.7	66.7	66.7

Oregon (4-4)												
No.	Name	FG	3FG	FT	RB	PF	TP	A	BLK	S	MIN	
03	Garrett Sim	g	6-9	2-3	2-2	6	2	16	3	0	0	31
12	Tajuan Porter	g	8-13	6-9	6-8	1	1	28	0	0	3	33
13	Churchill Odis	f	1-3	0-2	4-5	2	4	6	6	0	2	31
24	LeKendric Longmire	f	5-8	1-1	2-2	4	4	13	1	0	1	24
42	Josh Crittite	c	1-2	0-0	0-1	3	3	2	1	1	3	17
14	Matthew Humphrey	f	0-3	0-2	4-6	4	0	4	1	0	2	22
22	Drew Wiley	f	0-3	0-3	1-2	2	2	1	1	1	1	14
32	Teondre Williams	f	1-3	0-0	0-1	0	2	2	0	0	0	8
34	Kamryn Brown	f	0-2	0-0	3-4	2	0	3	1	0	2	20
TEAM												4
TOTALS		22-46	9-20	22-31	28	18	75	14	2	14	200	

	1st Half	2nd Half	Game
Field Goals	44.0	52.4	47.8
3-Point FG	30.8	71.4	45.0
Free Throws	69.2	72.2	71.0

SEASON RECAPS

December 11, 2008 • Sprint Center • Kansas City, Mo.			
	Southern Miss		55
	Kansas State		74

KANSAS CITY, Mo. -- Luis Colon made all nine of his shots and set career highs with 18 points and 11 rebounds as Kansas State beat Southern Mississippi, 74-55, at the Sprint Center.

Kansas State (6-3) had struggled in its three previous games, losing to Kentucky, Iowa and Oregon by a combined nine points.

But the Wildcats took care of Southern Miss (4-4) early, opening with an 11-2 run and overcoming a sloppy stretch midway through first half to start the rout.

Jacob Pullen added 17 points for Kansas State, while Darren Kent, who went 9-of-9 from the free throw line, had 11 points.

Southern Miss had four missed shots and two turnovers in the first 4 1/2 minutes, then missed its final six shots as Kansas State closed the first half with a 15-1 run. The Golden Eagles were 8-for-27 in the first half to trail 41-26 and shot 31 percent overall.

Courtney Beasley led Southern Miss with 16 points and leading scorer Jeremy Wise had 11 on 1-of-8 shooting.

Kansas State held Southern Miss to a season-low 55 points on 31.3 percent shooting, including 27.3 percent from 3-point range. It also marked a season-low for an opponent in points, field goals made (15), 3-point field goals made (3) and field goal percentage.


Southern Miss (4-4)													
No.	Name	FG	3FG	FT	RB	PF	TP	A	BLK	S	MIN		
01	Courtney Beasley	g	6-11	1-2	3-4	7	4	16	1	0	0	30	
03	Jeremy Wise	g	1-8	0-3	9-9	4	1	11	5	0	0	39	
15	R.L. Horton	g	2-11	1-2	6-6	6	2	11	3	1	2	39	
23	Craig Craft	g	2-6	1-4	2-2	8	1	7	0	0	1	34	
32	Andre Stephens	f	3-8	0-0	2-7	1	4	8	0	1	0	27	
00	Rodney McCauley	g	0-3	0-0	0-0	0	4	0	1	0	0	18	
20	Gustavo Lino	g	1-1	0-0	0-0	0	0	2	0	1	0	4	
33	Cory Smith	g	0-0	0-0	0-0	1	3	0	0	0	0	9	
TEAM													
TOTALS			15-48	3-11	22-28	31	19	55	10	3	3	200	
			1st Half		2nd Half		Game						
Field Goals			29.6		33.3		31.3						
3-Point FG			40.0		16.7		27.3						
Free Throws			88.9		73.7		78.6						

Kansas State (6-3)													
No.	Name	FG	3FG	FT	RB	PF	TP	A	BLK	S	MIN		
00	Jacob Pullen	g	6-12	2-7	3-4	6	3	17	2	0	2	25	
21	Denis Clemente	g	3-10	0-2	0-0	2	2	6	6	0	2	28	
15	Luis Colon	f	9-9	0-0	0-2	11	4	18	0	2	0	27	
23	Dominique Sutton	f	2-7	0-2	0-0	6	2	4	6	0	0	34	
42	Darren Kent	f	1-7	0-1	9-9	7	2	11	2	3	0	26	
01	Fred Brown	g	2-7	2-5	0-0	0	5	6	0	0	0	16	
13	Justin Werner	g	0-0	0-0	0-0	0	0	0	0	0	0	1	
25	Buchi Awaji	g	2-2	1-1	0-0	0	1	5	0	0	0	5	
31	Chris Merriewether	g	0-0	0-0	0-0	0	0	0	1	0	0	10	
32	Jamar Samuels	g	0-1	0-0	0-0	2	2	0	0	1	1	4	
40	Ron Anderson	g	2-3	0-0	3-5	3	7	2	0	1	0	24	
TEAM													
TOTALS			27-58	5-18	15-20	40	23	74	19	7	5	200	
			1st Half		2nd Half		Game						
Field Goals			50.0		42.3		46.6						
3-Point FG			36.4		14.3		27.8						
Free Throws			62.5		83.3		75.0						

Officials: Steve Welmer, Tom O'Neill, David Hall
Technical Fouls: Southern Miss-None. Kansas State-None.
Attendance: 6,054

Score by Periods	1st	2nd	Total
Southern Miss	26	29	55
Kansas State	41	33	74

Points in the Paint: Kansas State 34, Southern Miss 20
Points Off Turnovers: Southern Miss 16, Kansas State 15
Second Chance Points: Kansas State 15, Southern Miss 1
Fast Break Points: Kansas State 6, Southern Miss 5
Bench Points: Kansas State 18, Southern Miss 2

December 14, 2008 • Bramlage Coliseum • Manhattan, Kan.			
	Gardner-Webb		48
	Kansas State		107

MANHATTAN, Kan. -- Jamar Samuels and Denis Clemente each scored 20 points - career highs for both - and Kansas State blew out Gardner-Webb 107-48.

The 107 points was the most scored by the Wildcats since they beat Missouri 111-56 in 1998. The 59-point margin of victory ranks as the third-highest in school history and most since defeating Savannah State by 60 points in 2008.

Fred Brown and Jacob Pullen had 18 and 14 points respectively for the Wildcats (7-3). In all, 12 of the team's 13 players had at least one field goal.

Jonathan Moore led the Bulldogs (2-7) with 12 points. Kansas State pulled away early, going on a 17-0 run midway through the first half to take a 32-10 lead. Gardner-Webb's Joshua Henley made a free throw to end a scoring drought that lasted about six minutes.

Kansas State went on a 20-2 run midway through the second half, ending with a 3-pointer from Brown, to take a 88-39 lead. Brown made three 3-pointers during that stretch.

The Wildcats led 59-28 at halftime, using their pressure defense to score 21 points off 13 Bulldog turnovers. The 59 points was the most in a first half in nearly 17 years since the Wildcats scored 62 against Delaware State on Dec. 7, 1991.


Gardner-Webb (2-7)													
No.	Name	FG	3FG	FT	RB	PF	TP	A	BLK	S	MIN		
04	Grayson Flittner	g	4-10	1-6	0-0	1	2	9	2	0	0	20	
23	Aaron Linn	g	0-4	0-1	0-0	5	4	0	1	0	0	17	
35	Jonathan Moore	g	4-7	0-1	4-4	2	0	12	2	0	0	21	
25	Nate Blank	f	1-3	1-1	1-1	1	2	4	1	0	0	15	
42	Auryn MacMillian	c	2-2	0-0	1-2	1	4	5	2	0	0	14	
02	Joshua Henley	g	0-1	0-0	1-4	5	4	1	0	0	2	27	
03	Josh Maggard	g	1-6	0-2	0-0	2	1	2	0	0	0	13	
11	Brandon Jackson	g	0-1	0-0	1-2	0	2	1	2	0	1	8	
12	Anton Silver	g	2-8	2-6	0-0	1	1	6	1	0	0	19	
13	Matt Maden	g	0-0	0-0	0-0	0	1	0	0	1	0	7	
24	Takayo Siddle	g	0-1	0-0	0-0	0	0	0	0	0	0	5	
30	Lu Donovan	g	0-0	0-0	0-1	2	2	0	0	0	0	4	
32	Roy Hinson	g	0-4	0-1	1-2	5	1	1	0	0	0	13	
33	Dillon Boggs	g	2-5	2-3	1-2	2	2	7	0	0	0	17	
TEAM													
TOTALS			16-52	6-21	10-18	31	26	48	11	1	3	200	
			1st Half		2nd Half		Game						
Field Goals			40.7		20.0		30.8						
3-Point FG			33.3		22.2		28.6						
Free Throws			40.0		61.5		55.6						

Kansas State (7-3)													
No.	Name	FG	3FG	FT	RB	PF	TP	A	BLK	S	MIN		
00	Jacob Pullen	g	5-9	2-3	2-4	3	0	14	11	0	2	28	
21	Denis Clemente	g	7-9	4-6	2-2	0	0	20	2	0	1	24	
15	Luis Colon	f	1-4	0-0	2-3	5	2	4	2	0	0	21	
23	Dominique Sutton	f	2-4	0-1	2-2	2	0	6	2	0	0	10	
42	Darren Kent	f	1-3	0-0	2-2	3	2	4	3	1	1	16	
01	Fred Brown	g	6-9	6-9	0-0	1	4	18	0	0	0	20	
13	Justin Werner	g	0-3	0-3	0-2	0	1	0	1	0	1	12	
25	Buchi Awaji	g	1-4	0-2	2-2	2	0	4	4	0	1	15	
31	Chris Merriewether	g	2-3	0-0	0-0	1	4	4	1	0	0	10	
32	Jamar Samuels	g	6-6	0-0	8-11	7	1	20	2	1	2	17	
33	Victor Ojeleye	g	1-2	0-0	0-2	4	0	2	0	0	0	5	
40	Ron Anderson	g	3-4	0-0	1-2	3	2	7	1	1	1	17	
54	Abdul Herrera	g	2-2	0-0	0-0	2	0	4	1	1	0	5	
TEAM													
TOTALS			37-62	12-24	21-32	38	16	107	30	4	9	200	
			1st Half		2nd Half		Game						
Field Goals			60.0		59.3		59.7						
3-Point FG			50.0		50.0		50.0						
Free Throws			78.6		55.6		65.6						

Officials: Steve Welmer, Eddie Jackson, John Moore
Technical Fouls: Gardner-Webb-None. Kansas State-None.
Attendance: 8,112

Score by Periods	1st	2nd	Total
Gardner-Webb	28	20	48
Kansas State	59	48	107

Points in the Paint: Kansas State 48, Gardner-Webb 16
Points Off Turnovers: Kansas State 41, Gardner-Webb 6
Second Chance Points: Kansas State 16, Gardner-Webb 7
Fast Break Points: Kansas State 21, Gardner-Webb 8
Bench Points: Kansas State 59, Gardner-Webb 18

December 20, 2008 • Bramlage Coliseum • Manhattan, Kan.			
	Centenary		51
	Kansas State		73

MANHATTAN, Kan. -- Senior Darren Kent had a career afternoon, as he scored a career-high 24 points and grabbed 10 rebounds as Kansas State defeated road-weary Centenary 73-51 on Saturday.

Kent, who grabbed his third double-double of the season, also finished with career-highs in both field goals made (nine) and field goals attempted (14). For the diverse Wildcats, Kent was the team's seventh different leading scorer so far this season.

Kent keyed an important 13-1 run to end the first half, scoring 11 points in the last 4:23 to break a 20-all tie and give the Wildcats a 33-21 lead at the break.

Fred Brown added 14 points for the Wildcats (8-3). Nick Stallings had a game-high 27 points to lead the Gents (2-10).

Kansas State scored 24 points off 20 Centenary turnovers. Late free throws by the Wildcats buried Centenary, which dropped to 0-9 in true road games.

The Gents haven't played at home yet this season and won't see their own floor until they host Oakland on Jan. 8.

Centenary (2-10)													
No.	Name		FG	3FG	FT	RB	PF	TP	A	BLK	S	M	
01	Nick Stallings	g	9-13	5-7	4-6	7	2	27	2	1	0	40	
03	Anthony Gatlin	g	2-6	1-3	2-2	3	0	7	0	0	0	20	
11	Chase Adams	g	1-8	1-8	1-5	3	4	4	3	0	1	20	
15	Jerry Redus	g	2-8	0-1	0-0	3	2	4	6	2	1	30	
30	Garrald Bonham	f	1-2	0-0	2-2	1	5	4	0	1	3	10	
05	Travis Hill		0-1	0-1	0-0	0	2	0	1	0	0	20	
20	David Perez		0-2	0-2	0-0	1	0	0	0	0	0	10	
32	Brandon Harris		1-3	0-0	2-3	4	4	4	0	2	1	20	
44	Maxx Nakwaasah		0-1	0-1	1-2	1	1	1	0	0	0	30	
TEAM			3										
TOTALS			16-44	7-23	12-20	25	21	51	12	6	6	20	
			1st Half		2nd Half		Game						
Field Goals			31.8		40.9		36.4						
3-Point FG			30.0		30.8		30.4						
Free Throws			80.0		53.3		60.0						

SEASON RECAPS

December 30, 2008 • Bramlage Coliseum • Manhattan, Kan.		
	Wagner	53
	Kansas State	82

MANHATTAN, Kan. -- Sophomore forward Dominique Sutton scored a career-high 21 points and grabbed 10 rebounds for his first double-double as Kansas State defeated Wagner 82-53.

Sutton became the sixth different Wildcat to score 20 or more points this season, which leads the Big 12.

Sophomore guard Jacob Pullen had 24 points, his fourth 20-point game in the last eight games, and Denis Clemente added 15 for the Wildcats (9-3), while Joey Mundweiler led Wagner (7-4) with 17.

Kansas State went 5-for-5 from 3-point range in a 24-2 run to open the game. The Seahawks missed their first 10 shots and did not get bucket until Jamal Smith's layup with 10:21 remaining in the first period.

Mundweiler had seven points in a 14-1 run that closed the deficit to 18 midway through the second half, but Ron Anderson's two free throws ignited a 9-0 run for the Wildcats.

Wagner (7-4)												
No.	Name	FG	3FG	FT	RB	PF	TP	A	BLK	S	MIN	
05	Joey Mundweiler	g	6-19	3-13	2-3	1	0	17	1	0	0	33
13	Doug Elwell	g	0-0	0-0	0-0	0	1	0	0	0	0	9
20	Jamal Smith	f	3-9	0-1	3-4	2	4	9	1	0	1	32
33	Justin Drummond	f	3-9	1-3	3-6	2	2	10	3	1	3	39
34	Llewchean Radford	f	0-3	0-1	2-3	8	5	2	1	1	0	27
03	Tyler Murray		4-5	2-3	3-3	1	1	13	1	0	0	14
10	T.J. Czeski		0-0	0-0	0-0	0	0	0	0	0	0	2
11	Chris Martin		0-1	0-0	0-0	0	0	0	0	0	0	7
12	Clayfeli Harris		0-0	0-0	0-0	0	5	0	0	1	0	5
22	Clifton Spiller		1-2	0-0	0-0	4	1	2	0	0	0	12
55	Michael Orock		0-1	0-0	0-0	0	1	0	1	0	1	20
TEAM					8							
TOTALS			17-49	6-21	13-19	26	20	53	8	3	5	200

	1st Half	2nd Half	Game
Field Goals	30.4	38.5	34.7
3-Point FG	16.7	33.3	28.6
Free Throws	75.0	63.6	68.4

Kansas State (9-3)												
No.	Name	FG	3FG	FT	RB	PF	TP	A	BLK	S	MIN	
00	Jacob Pullen	g	9-15	4-5	2-4	4	3	24	3	0	2	34
21	Denis Clemente	g	6-12	2-5	1-2	2	3	15	4	0	2	27
15	Luis Colon	f	3-3	0-0	3-6	7	3	9	1	0	1	25
23	Dominique Sutton	f	7-11	1-1	6-8	10	1	21	2	0	0	29
42	Darren Kent	f	0-3	0-0	0-0	5	4	0	0	2	0	21
01	Fred Brown		1-3	1-3	0-0	0	1	3	0	0	1	12
13	Justin Werner		1-1	0-0	0-0	0	0	2	0	0	0	2
25	Buchi Awaji		0-1	0-1	0-0	0	0	0	0	0	0	3
31	Chris Merriewether		0-0	0-0	1-2	0	1	2	2	0	0	9
32	Jamar Samuels		0-1	0-0	0-2	4	3	0	1	1	0	19
33	Victor Ojeleye		0-1	0-0	0-0	1	0	0	0	0	0	4
40	Ron Anderson		2-3	0-0	3-6	7	2	7	1	0	0	15
TEAM					4							
TOTALS			29-54	8-15	16-30	44	20	82	14	3	6	200

	1st Half	2nd Half	Game
Field Goals	62.5	46.7	53.7
3-Point FG	75.0	28.6	53.3
Free Throws	57.1	50.0	53.3

Officials: Dan Chrisman, Brad Ferrie, John Moore
Technical Fouls: Wagner-None. Kansas State-None.
Attendance: 7,304

Score by Periods	1st	2nd	Total
Wagner	21	32	53
Kansas State	44	38	82

Points in the Paint: Kansas State 32, Wagner 12
Points Off Turnovers: Kansas State 23, Wagner 12
Second Chance Points: Kansas State 21, Wagner 8
Fast Break Points: Kansas State 12, Wagner 6
Bench Points: Kansas State 15, Wagner 13

January 3, 2009 • Bramlage Coliseum • Manhattan, Kan.		
	Idaho State	57
	Kansas State	83

MANHATTAN, Kan. -- Redshirt freshman Jamar Samuels scored 15 points to lead Kansas State to a 83-57 win over Idaho State.

Samuels was one of five Wildcats in double figures and one of eight to score at least eight points, as the team ran its homecourt winning streak to 10 games.

Jacob Pullen added 12 for the Wildcats (10-3), while fellow sophomore Dominique Sutton added 10 points and a school-record tying eight steals. Sutton tied two other Wildcats for the most steals in a single game in K-State history.

Matt Stucki and Phyllip Taylor led the Bengals (4-11) with 13 and 10 points, respectively.

The Bengals struck first on a layup by Stucki, but back-to-back 3-pointers by Pullen gave the Wildcats the lead for good.

After falling behind 25-13, Idaho State narrowed the gap to eight, but scored just five points in the final 9:30.

Kansas State ended the half on an 8-1 run to take a 40-22 lead into intermission.

Stucki opened the second half with a pair of free throws, but Kansas State responded with a 9-1 run to push its lead to 49-25.

The Bengals got within 18 on a 9-3 run midway through the half, but two free throws by Pullen extinguished the comeback attempt.

Idaho State (4-11)												
No.	Name	FG	3FG	FT	RB	PF	TP	A	BLK	S	MIN	
01	Amorow Morgan	g	2-6	0-0	4-4	4	5	8	3	0	1	23
02	Kai Bay	g	2-6	2-6	0-1	2	2	6	0	1	0	20
31	Matt Stucki	g	3-9	0-1	7-8	1	1	13	3	1	0	31
25	Chron Tatum	f	2-3	0-0	0-0	5	3	4	0	0	0	18
33	Devidas Busma	c	1-1	0-0	1-2	3	5	3	0	0	0	15
03	Phyllip Taylor		4-7	1-2	1-1	2	1	10	1	0	1	14
04	Lucas Steijn		0-1	0-0	1-2	1	2	1	0	0	0	13
12	Sherrod Baldwin		0-2	0-0	2-2	0	3	2	0	1	2	18
20	Donnie Carson		1-1	0-0	0-2	4	0	2	0	0	2	14
21	Demetrius Monroe		1-4	0-0	1-2	2	0	3	0	0	0	13
23	Austin Kilpatrick		0-0	0-0	0-0	0	1	0	0	0	0	1
32	Felix Caspari		2-4	0-0	1-2	3	2	5	0	0	0	15
54	Tom Taylor		0-0	0-0	0-0	0	0	0	0	0	1	5
TEAM					2							
TOTALS			18-44	3-9	18-26	29	25	57	7	3	7	200

	1st Half	2nd Half	Game
Field Goals	33.3	47.8	40.9
3-Point FG	50.0	20.0	33.3
Free Throws	66.7	70.6	69.2

Kansas State (10-3)												
No.	Name	FG	3FG	FT	RB	PF	TP	A	BLK	S	MIN	
00	Jacob Pullen	g	2-4	2-3	6-7	2	3	12	3	0	1	21
01	Fred Brown	g	3-12	2-7	0-0	2	2	8	3	1	0	33
15	Luis Colon	f	0-5	0-0	0-0	6	5	0	1	0	0	22
23	Dominique Sutton	f	4-10	0-0	2-7	3	4	10	1	0	8	23
42	Darren Kent	f	2-5	1-1	3-4	5	1	8	3	0	0	32
13	Justin Werner		3-6	3-6	2-2	3	0	11	1	0	0	11
25	Buchi Awaji		4-9	3-6	0-0	4	1	11	3	0	0	21
31	Chris Merriewether		0-0	0-0	0-0	1	2	0	0	0	0	5
32	Jamar Samuels		5-6	0-0	5-8	5	2	15	1	1	0	20
33	Victor Ojeleye		0-0	0-0	0-0	0	0	0	0	0	0	5
40	Ron Anderson		3-4	0-0	2-6	7	2	8	1	0	2	22
TEAM					4							
TOTALS			26-61	11-23	20-34	42	22	83	17	2	11	200

	1st Half	2nd Half	Game
Field Goals	40.7	44.1	42.6
3-Point FG	58.3	36.4	47.8
Free Throws	55.0	64.3	58.8

Officials: Rick Randall, Hal Lusk, Greg Rennegarbe
Technical Fouls: Idaho State-None. Kansas State-Dominique Sutton.
Attendance: 7,446

Score by Periods	1st	2nd	Total
Idaho State	22	35	57
Kansas State	40	43	83

Points in the Paint: Kansas State 24, Idaho State 22
Points Off Turnovers: Kansas State 28, Idaho State 7
Second Chance Points: Kansas State 13, Idaho State 9
Fast Break Points: Kansas State 13, Idaho State 4
Bench Points: Kansas State 45, Idaho State 23

January 5, 2009 • Bramlage Coliseum • Manhattan, Kan.		
	Chicago State	68
	Kansas State	99

MANHATTAN, Kan. -- Sophomore Fred Brown scored a game-high 26 points off the bench to lead Kansas State to its sixth straight win in a 99-68 victory over Chicago State.

Brown led season-high six players in double figures for Kansas State, while senior Darren Kent collected his fourth double-double of the season with 13 points and a career-high 12 rebounds. Jacob Pullen added 12 points for the Wildcats (11-3).

David Holston led Chicago State (8-8) with 18 points. John Cantrell and Carl Montgomery added 12 points each.

K-State set season-highs for free throws made (35) and free throws attempted (46), including hitting on 87 percent (20-of-23) in the second half. The 46 attempts were 10 short of the school record of 56 set against Purdue on Dec. 1, 1958.

The Cougars kept the game close in the first half before a basket by Pullen sparked a 22-2 run that put Chicago State away for good.

Leading 49-31 at halftime, K-State made the most of the Cougars' foul trouble in the second period. Chicago State committed its 10th team foul with 15:52 left to play and the team capitalized on the opportunity, hitting 20-of-23 free throw attempts.

Chicago State (8-8)												
No.	Name	FG	3FG	FT	RB	PF	TP	A	BLK	S	MIN	
01	Mike Wilson	g	3-9	0-3	4-4	5	4	10	1	0	0	25
03	David Holston	g	7-25	2-11	2-2	4	0	18	5	0	2	35
23	John Cantrell	g	2-12	0-2	8-10	5	1	12	0	0	2	28
21	Carl Montgomery	f	5-6	0-0	2-8	4	5	12	0	2	0	22
34	Tawrence Walton	f	0-0	0-0	0-0	0	5	0	0	0	0	10
02	Steve Martin		0-0	0-0	0-0	2	1	0	0	0	0	6
04	Brandon Smith		0-0	0-0	0-0	0	0	0	0	0	0	5
13	Nemanja Stankovic		0-2	0-0	0-0	3	4	0	2	0	0	19
20	Christian Wall		3-6	0-1	4-4	5	3	10	0	0	0	16
25	Kabangu Kasamba		1-1	0-0	2-2	2	2	4	3	0	1	15
32	Marquis Young		0-0	0-0	0-0	0	1	0	0	0	0	6
35	Hajji Martin		1-3	0-0	0-0	3	2	1	0	0	0	9
44	Pawel Kielbasa		0-0	0-0	0-0	0	1	0	0	0	0	4
TEAM					6							
TOTALS			22-64	2-17	22-30	39	30	68	12	2	5	200

	1st Half	2nd Half	Game
Field Goals	28.1	40.6	34.4
3-Point FG	8.3	20.0	11.8
Free Throws	80.0	66.7	73.3

Kansas State (11-3)												
No.	Name		FG	3FG	FT	RB	PF	TP	A	BLK	S	MIN
00	Jacob Pullen	g	4-10	3-7	1-2	0	0	12	2	0	0	26
21	Denis Clemente	g	3-6	1-4	2-2	2	1	9	6	0	0	24
15	Luis Colon	f	0-1	0-0	0-0	1	5	0	0	0	0	10
23	Darmon Sutton	f	3-6	0-1	0-0	4	4	6	1	0	0	15
42	Rennie Kent	f	2-9	0-0	9-12	12	1	13	1	1	2	23
01	Fred Brown		8-17	4-10	6-8	7	2	26	2	0	2	27
13	Justin Werner		0-1	0-1	0-0	0	1	0	0	0	0	7
25	Buchi Awaji		2-6	0-4	4-7	3	1	10	0	0	0	19
32	Jamar Samuels		3-5	0-1	6-6	3	1	10	0	0	2	13
33	Victor Ojeyeye		1-2	0-0	0-0	3	0	2	1	1	0	10
40	Ron Anderson		2-3	0-0	7-9	9	3	11	1	2	1	26
TEAM			3									
TOTALS			28-66	8-28	35-46	47	19	99	14	4	7	200

Points in the Paint: Nebraska 20, Kansas State 14
Points Off Turnovers: Nebraska 34, Kansas State 1
Second Chance Points: Kansas State 7, Nebraska 1
Fast Break Points: Nebraska 4, Kansas State 0
Bench Points: Nebraska 33, Kansas State 20

SEASON RECAPS

January 21, 2009 • Bramlage Coliseum • Manhattan, Kan.		
	rv/23 Baylor	83
	Kansas State	65

MANHATTAN, Kan. -- Sophomore guard LaceDarius Dunn tied a school record with nine 3-pointers while scoring 33 points to lead No. 23 Baylor past Kansas State 83-65.

Curtis Jerrells had 18 points and Quincy Acy and Kevin Rogers each had 12 for the Bears (15-3, 3-1 Big 12), who led the entire way against the Wildcats.

Junior Denis Clemente had 17 points for Kansas State (11-7, 0-4 Big 12), which has lost its first four conference games for the first time since the 1996-97 season. Sophomore Dominique Sutton scored 12 points and senior Darren Kent added 11 for the Wildcats. Junior Luis Colon led all Wildcats with 10 rebounds to go with eight points.

The nine 3-pointers by Dunn raised his team-leading total to 61 and tied the record set by David Hamilton in 1995. Dunn came within five of his career-high 38 points, which he scored against Texas Tech on March 8, 2008.

The Bears connected on 13 attempts from outside the arc.

Baylor (15-3, 3-1 Big 12)												
No.	Name	FG	3FG	FT	RB	PF	TP	A	BLK	S	MIN	
00	Curtis Jerrells	g	5-12	2-5	6-7	3	4	18	5	0	0	34
05	Henry Dugat	g	1-4	1-2	0-0	2	3	3	3	0	0	18
45	Tweety Carter	g	2-7	1-3	0-0	2	1	5	8	0	2	35
04	Quincy Acy	f	5-6	0-0	2-4	9	1	12	0	0	1	37
23	Kevin Rogers	f	4-7	0-0	4-5	11	2	12	3	0	0	38
24	LaceDarius Dunn		11-14	9-12	2-2	5	3	33	0	1	1	32
50	Josh Lomers		0-0	0-0	0-0	0	2	0	0	0	0	6
TEAM												
TOTALS			28-50	13-22	14-18	33	16	83	19	1	4	200

	1st Half	2nd Half	Game
Field Goals	53.6	59.1	56.0
3-Point FG	54.5	63.6	59.1
Free Throws	0.0	87.5	77.8


Kansas State (11-7, 0-4 Big 12)												
No.	Name	FG	3FG	FT	RB	PF	TP	A	BLK	S	MIN	
00	Jacob Pullen	g	2-8	2-6	3-4	1	3	9	3	0	1	35
21	Denis Clemente	g	7-19	1-7	2-2	2	2	17	1	0	4	34
15	Luis Colon	f	4-13	0-0	0-0	10	2	8	1	0	0	34
23	Dominique Sutton	f	5-8	0-0	2-3	4	5	12	2	0	0	31
42	Darren Kent	f	5-9	1-1	0-0	3	2	11	2	0	2	23
01	Fred Brown	0-1	0-1	0-0	0	0	0	1	0	0	0	9
25	Buchi Awaji	0-0	0-0	0-0	1	0	0	1	0	0	0	7
31	Chris Merriewether	0-0	0-0	0-0	0	0	0	0	0	0	0	3
32	Jamar Samuels	3-4	0-0	2-2	6	3	8	0	0	0	0	20
40	Ron Anderson	0-0	0-0	0-0	0	0	0	0	0	0	0	4
TEAM												
TOTALS			26-64	4-15	9-11	29	17	65	11	0	7	200

	1st Half	2nd Half	Game
Field Goals	36.0	43.6	40.6
3-Point FG	33.3	16.7	26.7
Free Throws	100.0	77.8	81.8

Officials: John Higgins, Duke Edsall, Mike Thibodeaux
 Technical Fouls: Baylor-None, Kansas State-None.
 Attendance: 9,386

Score by Periods	1st	2nd	Total
Baylor	29	32	61
Kansas State	26	27	53

Points in the Paint: Kansas State 40, Baylor 24
 Points Off Turnovers: Baylor 9, Kansas State 8
 Second Chance Points: Kansas State 18, Baylor 12
 Fast Break Points: Baylor 13, Kansas State 6
 Bench Points: Baylor 33, Kansas State 8

January 24, 2009 • Coors Events Center • Boulder, Colo.		
	Kansas State	77
	Colorado	75

BOULDER, Colo. -- Kansas State held off a late rally by Colorado in overtime, as the Wildcats snapped a four-game losing streak to start Big 12 play with a 77-75 win at the Coors Events Center.

It was the first overtime in the series since 1996 and the team held on to win for the seventh time in eight meetings against the Buffaloes in overtime, including the first since 1993.

Kansas State posted Big 12 highs for points, field goals (26), field goal percentage (46.4), assists (17) and free throws (18) in snapping its longest skid to start conference play since 1996-97.

Jacob Pullen scored five of his team-high 17 points for Kansas State in overtime, while teammate Denis Clemente scored all of his 15 points after halftime. It marked the seventh time this season that backcourt duo have scored in double figures in the same game and the team is 7-0 in those contests. Darren Kent scored in double figures for the third straight game with 13 points to go with a team-high seven rebounds and Luis Colon added 10 points.

Dwight Thorne scored a career-high 30 points for Colorado (8-10, 0-4) which has lost four straight.

Thorne hit one of his five 3-pointers with 10 seconds remaining in regulation to send it into overtime tied at 67-all. He then hit a 3-pointer with 6.3 seconds left in overtime to pull Colorado within 75-74, but Kent's two free throws with 5.2 seconds left sealed the win.

The two teams were tied at 26-all at the half. The Wildcats led 19-10 with just over 12 minutes to play before the Buffaloes used a 14-2 run to take the lead at 24-21.

Kansas State (12-7, 1-4 Big 12)												
No.	Name	FG	3FG	FT	RB	PF	TP	A	BLK	S	MIN	
00	Jacob Pullen	g	7-12	2-6	1-2	1	3	17	2	0	2	30
21	Denis Clemente	g	4-10	3-6	4-4	3	3	15	7	0	1	37
15	Luis Colon	f	4-5	0-0	2-5	4	3	10	1	1	0	31
23	Dominique Sutton	f	2-5	0-0	1-2	5	4	5	1	0	2	31
42	Darren Kent	f	3-5	1-1	6-7	7	4	13	3	0	0	23
01	Fred Brown	2-9	1-6	0-1	1	1	5	2	0	1	0	30
25	Buchi Awaji	0-1	0-0	0-0	1	0	0	0	0	0	0	4
31	Chris Merriewether	0-0	0-0	0-0	0	1	0	0	0	0	0	2
32	Jamar Samuels	2-6	0-0	4-6	5	2	8	0	0	0	0	25
40	Ron Anderson	2-3	0-0	0-1	3	1	4	1	0	0	0	12
TEAM												
TOTALS			26-56	7-19	18-28	31	22	77	17	1	6	225

	1st Half	2nd Half	OT	Game
Field Goals	37.0	54.2	60.0	46.4
3-Point FG	28.6	50.0	0.0	36.8
Free Throws	50.0	76.9	57.1	64.3

Colorado (8-10, 0-4 Big 12)												
No.	Name		FG	3FG	FT	RB	PF	TP	A	BLK	S	MIN
01	Nate Tomlinson	g	2-4	1-2	1-2	0	5	6	1	0	1	23
11	Cory Higgins	g	3-6	0-1	6-7	5	12	12	3	0	4	45
12	Dwight Thorne II	g	8-12	5-6	9-11	4	3	30	3	0	0	40
31	Jerry Jackson-Wilson	f	5-8	0-0	4-6	6	4	14	0	0	3	37
33	Austin Dufault	f	4-6	0-1	1-2	4	1	9	1	0	1	37
14	Javon Coney		1-3	1-2	1-2	4	2	4	3	0	0	27
24	Levi Knutson		0-2	0-1	0-0	0	0	0	1	0	0	7
34	Casey Crawford		0-1	0-1	0-0	0	2	0	2	0	2	11
55	Trey Eckloff		0-0	0-0	0-0	0	2	0	0	0	0	3
TEAM						4						
TOTALS			23-42	7-14	22-30	27	75	12	2	10	225	

	1st Half	2nd Half	OT	Game
Field Goals	33.3	82.4	40.0	54.8
3-Point FG	14.3	83.3	50.0	50.0
Free Throws	73.3	88.9	50.0	73.3

Officials: Mark Whitehead, Terry Davis, Brad Ferrie
 Technical Fouls: Kansas State-None, Colorado-None.
 Attendance: 6,061

Score by Periods	1st	2nd	OT	Total
Kansas State	26	41	10	77
Colorado	26	41	8	75

Points in the Paint: Kansas State 28, Colorado 22
 Points Off Turnovers: Kansas State 21, Colorado 18
 Second Chance Points: Kansas State 14, Colorado 4
 Fast Break Points: Colorado 4, Kansas State 2
 Bench Points: Kansas State 17, Colorado 4

January 28, 2009 • Bramlage Coliseum • Manhattan, Kan.		
	rv/rv Missouri	72
	Kansas State	88

MANHATTAN, Kan. -- Sophomore Jacob Pullen had 23 points, redshirt freshman Jamar Samuels added 18 and Kansas State used a swarming defense to beat Missouri 88-72.

Coming off its first conference win on Saturday, Kansas State (13-7, 2-4 Big 12) came out with a swagger, getting the crowd into it early and never letting up. The Wildcats have now won seven of the last nine against the Tigers, including five in a row at home. The team scored 29 points off 17 Missouri turnovers.

The Wildcats disrupted Missouri's offense with traps early and solved the Tigers' full-court pressure late to build a 13-point half-time lead.

Unlike Saturday, when Colorado rallied to force overtime, Kansas State poured it on, earning a decisive win over a Missouri team off to its best start in 14 years. The Wildcats shot 12-of-22 from 3-point range and held the nation's third-best scoring team 13 points below its average. In contrast, K-State topped the 80-point mark for the ninth time this season and scored a Big 12-high 88 points, while shooting 53 percent from the field.

Pullen was 5-for-8 from 3-point range and sophomore Fred Brown was 5-for-6 to finish with 17 points. Junior Denis Clemente added 10 points and a team-high seven assists.

DeMarre Carroll led Missouri (17-4, 4-2) with 19 points and Matt Lawrence added 17.

Missouri (17-4, 4-2 Big 12)															
No.	Name		FG	3FG	FT	RB	PF	TP	A	BLK	S	MIN			
04	J.T. Tiller	g	1-7	0-1	2-4	4	3	4	2	1	1	24			
11	Zaire Taylor	g	2-5	1-3	1-2	5	1	6	7	0	1	34			
24	Kim English	g	2-6	1-3	1-2	1	0	6	1	1	0	15			
01	DeMarre Carroll	f	7-13	1-1	4-7	5	3	19	2	1	2	33			
15	Keith Ramsey	f	1-3	0-0	0-0	2	3	2	1	1	0	21			
03	Miguel Paul	1	1-2	1-1	0-0	0	2	3	1	0	0	10			
05	Leo Lyons	3	3-9	1-1	6-6	5	2	13	2	0	1	18			
12	Marcus Denmon	0	0-5	0-2	0-0	2	0	0	0	0	0	12			
21	Laurence Bowers	1	1-1	0-0	0-0	3	0	2	0	0	0	3			
23	Justin Safford	0	0-0	0-0	0-0	0	2	0	0	0	0	4			
33	Matt Lawrence	6	10-10	5-7	0-0	0	0	17	1	0	1	26			
TEAM						8									
TOTALS			24	61	10	19	14	21	35	16	72	17	4	6	200

	1st Half	2nd Half	Game
Field Goals	46.2	34.3	39.3
3-Point FG	50.0	55.6	52.6
Free Throws	44.4	83.3	66.7

Kansas State (13-7, 2-4 Big 12)												
No.	Name		FG	3FG	FT	RB	PF	TP	A	BLK	S	MIN
00	Jacob Pullen	g	9-16	5-8	0-0	2	0	23	4	0	2	35
21	Denis Clemente	g	4-6	1-3	1-1	0	4	10	7	0	1	24
15	Luis Colon	f	3-5	0-0	0-0	6	2	6	1	0	0	21
23	Dominique Sutton	f	3-7	0-1	2-3	8	3	8	1	0	1	30
42	Darren Kent	f	2-7	0-3	0-0	2	3	4	1	1	0	21
01	Fred Brown		6-11	5-6	0-0	4	1	17	3	1	1	22
31	Chris Merriewether		1-2	0-0	0-0	3	0	2	1	0	0	7
32	Jamar Samuels		7-9	1-1	3-5	6	1	18	4	2	0	24
40	Ron Anderson		0-3	0-0	0-1	4	0	2	1	0	0	16
TEAM						4						
TOTALS			35-66	12-22	6-10	39	18	88	24	5	5	200

	1st Half	2nd Half	Game
Field Goals	48.7	59.3	53.0
3-Point FG	41.7	70.0	54.5
Free Throws	60.0	60.0	60.0

Officials: Ted Hillary, Gerry Pollard, John Hampton
 Technical Fouls: Missouri-None, Kansas State-None.
 Attendance: 9,665

Score by Periods	1st	2nd	Total
Missouri	33	39	72
Kansas State	46	42	88

Points in the Paint: Kansas State 42, Missouri 24
 Points Off Turnovers: Kansas State 29, Missouri 14
 Second Chance Points: Kansas State 16, Missouri 10
 Fast Break Points: Kansas State 12, Missouri 11
 Bench Points: Kansas State 37, Missouri 35

SEASON RECAPS

January 31, 2009 • Erwin Center • Austin, Texas				
	Kansas State			85
	11/12	Texas	OT	81

AUSTIN, Texas -- Denis Clemente tied a Big 12 record with 44 points, leading Kansas State to an 85-81 overtime upset of No. 11 Texas, ending the Longhorns' 19-game home winning streak.

Clemente tied the conference mark set last season by former Wildcat Michael Beasley. He went 6-of-6 on 3-pointers and his last two free throws with 6.9 seconds left in overtime put the game away. Fred Brown had given Kansas State the lead with a 3-pointer with 18.6 seconds left.

Brown finished with 13 points for the Wildcats (14-7, 3-4).

Texas had rallied from 17 points down in the second half to send the game into overtime. Damion James scored 19 points to lead the Longhorns (15-5, 4-2).

K-State led 63-46 with 7:01 to play when Clemente and Brown combined for eight straight points before Texas started to rally. Abrams hit a 3-pointer, converted a 3-point play and then struck again from long range as Texas cut it to 69-64 with 3:01 left.

Withering ball pressure by Texas defenders and misfires by Kansas State shooters kept the comeback going on a steady pace. The Longhorns finally made it 74-74 to send it to overtime when Justin Mason powered in the lane for a layup with 9 seconds left.

Kansas State opened the overtime with four straight points on free throws by Clemente and a layup by Ron Anderson before Texas answered with baskets from Damion James and Mason.

Texas' Gary Johnson tied it 79-79 with a free throw before Brown made the long 3-pointer from the left wing. He let the shot go with just 4 seconds left on the shot clock.

Clemente was 13-of-25 from the field and Kansas State shot 38 percent, but the Wildcats went 23-of-35 from the free throw line and forced 20 turnovers.

Kansas State (14-7, 3-4 Big 12)												
No.	Name	FG	3FG	FT	RB	PF	TP	A	BLK	S	MIN	
00	Jacob Pullen	g	1-13	1-5	1-2	2	2	4	2	0	2	39
21	Denis Clemente	g	13-25	6-6	12-12	3	3	44	3	0	1	38
15	Luis Colon	f	1-1	0-0	0-2	3	4	2	0	0	1	12
23	Dominique Sutton	f	2-6	0-0	0-0	4	5	4	0	0	3	20
42	Darren Kent	f	2-5	0-0	1-2	7	5	5	2	2	1	27
01	Fred Brown		5-8	3-4	0-2	2	2	13	1	0	1	26
31	Chris Merriewether		0-0	0-0	0-0	1	0	0	0	0	0	5
32	Jamar Samuels		1-7	0-0	4-6	7	3	6	0	1	1	25
40	Ron Anderson		1-3	0-0	5-9	9	4	7	3	0	1	33
TEAM											4	
TOTALS		26-68	10-15	23-35	42	28	85	11	3	11	225	

	1st Half	2nd Half	OT	Game
Field Goals	33.3	41.9	50.0	38.2
3-Point FG	28.6	100.0	100.0	66.7
Free Throws	80.0	69.2	50.0	65.7

Texas (15-5, 4-2 Big 12)												
No.	Name	FG	3FG	FT	RB	PF	TP	A	BLK	S	MIN	
03	A.J. Abrams	g	5-21	4-14	1-1	4	5	15	2	0	1	39
24	Justin Mason	g	5-8	0-0	2-3	4	4	12	9	0	1	33
01	Gary Johnson	f	4-8	0-0	8-13	6	4	16	0	0	1	36
05	Damion James	f	6-15	0-0	7-10	12	4	19	1	1	2	39
32	Connor Atchley	c	0-0	0-2	1-2	3	2	1	1	0	2	21
04	Dugus Balbay		0-0	0-0	1-2	0	1	1	1	1	0	14
21	Matt Hill		0-0	0-0	0-0	1	1	0	0	0	0	3
34	Dexter Pittman		4-5	0-0	0-1	6	3	8	0	0	0	15
50	Varez Ward		2-4	0-1	5-7	4	5	9	1	0	1	24
53	Clint Chapman		0-0	0-0	0-0	0	0	0	0	0	0	1
TEAM											4	
TOTALS		26-63	4-17	25-39	44	29	81	14	4	6	225	

	1st Half	2nd Half	OT	Game
Field Goals	32.0	53.3	25.0	41.3
3-Point FG	16.7	37.5	0.0	23.5
Free Throws	50.0	81.0	37.5	64.1

Officials: Duke Edsall, Kelly Self, Kelly Groom
Technical Fouls: Kansas State-None. Texas-None.
Attendance: 16,727

Score by Periods	1st	2nd	OT	Total
Kansas State	32	42	11	85
Colorado	22	52	7	81

Points in the Paint: Texas 32, Kansas State 18
Points Off Turnovers: Kansas State 15, Texas 13
Second Chance Points: Kansas State 12, Texas 10
Fast Break Points: Texas 12, Kansas State 11
Bench Points: Kansas State 26, Texas 18

February 3, 2009 • Bramlage Coliseum • Manhattan, Kan.				
	Iowa State			50
	Kansas State			65

MANHATTAN, Kan. -- Sophomore Dominique Sutton had 13 points and 10 rebounds, and Kansas State relied on its defense to grind out a 65-50 win over Iowa State. It marked the second double-double of the season for Sutton and first since the Wagner game.

Kansas State (15-7, 4-4 Big 12) struggled against the stingy Cyclone defense, going 4-for-19 from 3-point range after hitting 29-for-46 from the arc the previous three games. The Wildcats, who started league play with four consecutive defeats, have now clawed their way back to .500 in Big 12 play with four straight wins.

But the Wildcats made up for it with tough defense of their own. They held Iowa State (12-10, 1-6) to 32 percent shooting and leading scorer Craig Brackens to 14 points on 6-of-20 shooting. The 50 points were the fewest allowed a Big 12 opponent this season and the lowest in a league regular season game since holding Nebraska to just 45 on Jan. 27, 2007. The Wildcats have now held 12 foes to below 40 percent shooting, while 10 opponents have been held to below 30 percent shooting from 3-point range.

James Vanderbeken also scored 14 for the Cyclones, who have lost six straight to Kansas State and five straight overall.

Junior Denis Clemente, who scored a Big 12-record 44 points against Texas, finished with 15 points on 4-of-13 shooting for the Wildcats to lead four players in double figures. Sophomore Jacob Pullen chipped in 13 points, while senior Darren Kent posted a near double-double with 10 points and nine rebounds.

Iowa State (12-10, 1-6 Big 12)												
No.	Name	FG	3FG	FT	RB	PF	TP	A	BLK	S	MIN	
05	Lucca Staiger	g	2-7	1-5	0-0	1	2	5	0	0	0	27
10	Diante Garrett	g	2-13	0-3	4-6	2	1	8	6	0	1	38
22	Bryan Petersen	g	1-2	1-2	0-0	6	1	3	1	0	0	30
21	Craig Brackens	f	6-20	0-5	2-2	9	4	14	1	0	0	35
41	Justin Hamilton	c	2-4	0-0	0-2	4	2	4	0	0	0	22
00	Charles Boozer		0-0	0-0	0-0	1	0	0	1	0	1	3
01	Dominique Buckley		0-0	0-0	0-0	0	0	0	0	0	0	3
03	Sean Haluska		1-4	0-2	0-0	2	4	2	1	0	0	19
15	Alex Thompson		0-0	0-0	0-0	0	0	0	0	0	0	3
23	Jamie Vanderbeken		4-5	3-4	3-4	3	4	14	0	0	0	20
24	Cameron Lee		0-0	0-0	0-0	0	2	0	0	0	0	0+
TEAM											5	
TOTALS		18-55	5-21	9-14	32	21	50	9	1	1	200	

	1st Half	2nd Half	Game
Field Goals	30.8	34.5	32.7
3-Point FG	22.2	25.0	23.8
Free Throws	66.7	62.5	64.3

Kansas State (15-7, 4-4 Big 12)												
No.	Name	FG	3FG	FT	RB	PF	TP	A	BLK	S	MIN	
00	Jacob Pullen	g	5-12	1-5	2-2	1	2	13	1	0	2	24
21	Denis Clemente	g	4-13	2-5	5-8	7	1	15	2	0	0	33
15	Luis Colon	f	1-4	0-0	0-2	9	1	2	0	0	0	29
23	Dominique Sutton	f	5-8	0-2	3-6	10	1	13	1	0	1	31
42	Darren Kent	f	4-10	0-4	2-2	9	4	10	0	1	0	29
01	Fred Brown		1-5	1-3	0-0	2	1	3	1	0	1	25
31	Chris Merriewether		0-2	0-0	0-0	3	1	0	0	0	0	7
32	Jamar Samuels		3-5	0-0	3-5	3	4	9	1	0	1	13
40	Ron Anderson		0-0	0-0	0-0	1	0	1	0	0	0	9
TEAM											4	
TOTALS		23-59	4-19	15-25	49	15	65	7	1	5	200	

	1st Half	2nd Half	Game
Field Goals	30.3	50.0	39.0
3-Point FG	23.1	16.7	21.1
Free Throws	50.0	64.7	60.0

Officials: Mark Whitehead, Verne Harris, Mike Thibodeaux
Technical Fouls: Iowa State-None. Kansas State-None.
Attendance: 9,489

Score by Periods	1st	2nd	Total
Iowa State	22	28	50
Kansas State	27	38	65

Points in the Paint: Kansas State 24, Iowa State 16
Points Off Turnovers: Kansas State 9, Iowa State 8
Second Chance Points: Kansas State 8, Iowa State 0
Fast Break Points: Kansas State 8, Iowa State 2
Bench Points: Iowa State 16, Kansas State 12

February 7, 2009 • Reed Arena • College Station, Texas				
	Kansas State			65
	Texas A&M			60

COLLEGE STATION, Texas -- Sophomore Jacob Pullen scored 16 points and had one of two key 3-pointers late to lead Kansas State to a 65-60 win over Texas A&M.

The win is the fifth straight for the Wildcats (16-7, 5-4 Big 12) who have made an impressive turnaround from an 0-4 start in Big 12 play. They became just the second team in Big 12 history to get above .500 in league play after starting with four straight losses and the first since Iowa State in 2004-05.

K-State also snapped a three-game losing streak to Texas A&M in College Station and won its first game in Reed Arena since a 53-48 victory on Jan. 6, 2001. The team has now won three straight conference road games for just the second time in the Big 12 era and the first time since the 2006-07 season.

The Aggies (17-7, 3-6) had cut the lead to one thanks to a 7-2 run before Pullen and Fred Brown scored consecutive 3-pointers to give Kansas State a 64-57 lead with less than a minute to play.

Texas A&M's Donald Sloan hit a 3-pointer after that, but Pullen made one of two free throws and the Wildcats held on for the win.

Junior Denis Clemente, who recently scored 44 against Texas, had 12 of his 14 points in the last 13 minutes. The Wildcats moved to 10-0 on the season when both Clemente and Pullen scored in double figures. Senior Darren Kent added 13 points and a team-high nine rebounds.

The Aggies were led by Josh Carter who had 14 points.


Kansas State (16-7, 5-4 Big 12)												
No.	Name	FG	3FG	FT	RB	PF	TP	A	BLK	S	MIN	
00	Jacob Pullen	g	6-11	3-7	1-2	3	2	16	2	0	0	35
21	Denis Clemente	g	5-16	2-8	2-2	0	1	14	3	0	0	35
15	Luis Colon	f	2-2	0-0	0-0	2	4	4	0	0	0	13
23	Dominique Sutton	f	0-4	0-0	0-0	3	4	0	1	1	0	20
42	Darren Kent	f	5-12	1-3	2-2	9	3	13	0	0	0	32
01	Fred Brown		3-5	3-4	0-0	1	1	9	2	0	0	22
31	Chris Merriewether		0-1	0-0	0-0	1	1	0	0	0	0	6
32	Jamar Samuels		1-8	0-0	2-3	4	3	4	1	1	1	19
40	Ron Anderson		2-6	0-0	1-1	7	4	5	0	0	3	18
TEAM											7	
TOTALS		24-65	9-22	8-10	37	23	65	9	2	4	200	

	1st Half	2nd Half	Game
Field Goals	28.1	45.5	36.9
3-Point FG	25.0	60.0	40.9
Free Throws	100.0	75.0	80.0

Texas A&M (17-7, 3-6 Big 12)												
No.	Name	FG	3FG	FT	RB	PF	TP	A	BLK	S	MIN	
03	Derrick Roland	g	3-5	0-1	0-0	4	1	6	0	3	0	31
15	Donald Sloan	g	4-9	1-3	3-4	4	3	12	2	0	0	29
23	Josh Carter	g	5-15	2-9	2-2	8	0	14	6	0	1	35
00	Bryan Davis	f	0-2	0-0	5-7	5	4	5	0	1	0	19
41	Chinemelu Elonu	f	3-6	0-0	3-7	10	1	9	1	5	0	33
05	Dash Harris		0-0	0-0	3-4	1	2	3	1	0	0	11
10	David Loubeau		1-3	0-0	3-6	4	3	5	0	0	0	23
11	B.J. Holmes		2-7	2-4	0-0	2	0	6	0	0	0	13
45	Nathan Walkup		0-0	0-0	0-0	0	4	0	0	0	0	6
TEAM					2							
TOTALS			18-47	5-17	19-30	40	18	60	10	9	1	200

Points in the Paint: Kansas State 52, NC Central 18
Points Off Turnovers: Kansas State 32, NC Central 10
Second Chance Points: Kansas State 25, NC Central 9
Fast Break Points: Kansas State 16, NC Central
Bench Points: Kansas State 44, NC Central 12

SEASON RECAPS

February 21, 2009 • Hilton Coliseum • Ames, Iowa		
	Kansas State	50
	Iowa State	46

AMES, Iowa -- Redshirt freshman forward Jamar Samuels notched his first career double-double with 13 points and 10 rebounds as Kansas State rallied to beat Iowa State 50-46 at Hilton Coliseum.

It was the lowest point total in a victory in nearly 16 years since K-State beat Nebraska, 47-45, in the first round of the 1993 Big Eight Tournament at Kemper Arena on March 12, while it was the lowest on an opponent floor since the inception of the shot clock and the lowest since the Wildcats topped Nebraska, 41-39, in a Big Eight Tournament play-in game at the Devaney Center on March 6, 1984.

K-State posted its fourth consecutive win on the road, its longest such streak since 1979-80, while it won for the eighth time in nine games since starting league play 0-4. It also marked the first time this year that the team came back to win after trailing at halftime.

Junior Denis Clemente added nine points for the Wildcats, who held Iowa State star Craig Brackins to just six points.

K-State scored a season-low 50 points on 33.3 percent shooting, but also held Iowa State to an opponent low 46 points on a season-low 30.2 percent shooting, including just 25 percent after halftime.

Clemente gave the Wildcats their biggest lead 49-43, on a 3 with 1:19 to go, but Iowa State's Lucca Staiger answered with a 3. The Cyclones got the ball back with 25 seconds left after a Kansas State miss, but Brackins missed a long 3 and the Wildcats clinched it at the line.

Kansas State (19-8, 7-5) trailed by as much as 10 before taking the lead midway through the second half.

Brackins had 24 points to lead Iowa State (13-14, 2-10), but he shot just 1-of-9 in the second half. The Cyclones lost for the ninth time in 10 games and fell below .500.

Kansas State (19-8, 7-5 Big 12)												
No.	Name	FG	3FG	FT	RB	PF	TP	A	BLK	S	MIN	
00	Jacob Pullen	g	4-11	0-4	0-0	4	3	8	2	1	0	30
21	Denis Clemente	g	3-11	2-6	1-2	5	2	9	4	0	1	31
15	Luis Colon	f	0-3	0-0	0-0	3	2	0	0	0	1	13
23	Dominique Sutton	f	0-0	0-0	1-2	5	3	1	0	0	0	16
42	Darren Kent	f	2-7	0-0	4-4	6	2	8	0	0	1	29
01	Fred Brown		2-8	0-3	0-0	1	2	4	0	0	0	28
25	Buchi Awaji		3-5	1-2	0-0	2	0	7	0	0	0	15
32	Jamar Samuels		4-7	0-0	5-7	10	3	13	0	2	2	26
40	Ron Anderson		0-2	0-0	0-0	1	1	0	0	1	0	12
TEAM							2					
TOTALS			18-54	3-15	11-15	39	18	50	6	4	5	200

Field Goals	1st Half	2nd Half	Game
	26.7	41.7	33.3
3-Point FG	20.0	20.0	20.0
Free Throws	66.7	75.0	73.3

Iowa State (13-14, 2-10 Big 12)												
No.	Name	FG	3FG	FT	RB	PF	TP	A	BLK	S	MIN	
05	Lucca Staiger	g	2-9	1-7	0-0	3	0	5	0	0	1	20
10	Diante Garrett	g	3-11	0-1	3-4	2	3	9	2	0	1	37
22	Bryan Petersen	g	1-3	1-2	0-0	6	2	3	2	0	0	31
21	Craig Brackins	f	8-23	0-5	8-8	9	2	24	2	2	0	39
23	Jamie Vanderbeken	f	0-3	0-2	0-0	3	3	0	2	0	0	33
00	Charles Boozer		1-1	0-0	1-2	7	0	3	0	0	1	19
01	Dominique Buckley		0-1	0-0	0-0	1	0	0	0	0	0	3
03	Sean Haluska		0-1	0-0	0-0	0	2	0	0	2	0	10
41	Justin Hamilton		1-1	0-0	0-0	0	1	2	0	0	0	8
TEAM							6					
TOTALS			16-53	2-17	12-14	37	13	46	8	4	3	200

Field Goals	1st Half	2nd Half	Game
	34.5	25.0	30.2
3-Point FG	0.0	18.2	11.8
Free Throws	100.0	80.0	85.7

Officials: Dan Chrisman, Rick Randall, Greg Rennegarbe
Technical Fouls: Kansas State-None. Iowa State-None.
Attendance: 11,922

Score by Periods	1st	2nd	Total
Kansas State	19	31	50
Iowa State	24	22	46

Points in the Paint: Kansas State 20, Iowa State 18
Points Off Turnovers: Kansas State 12, Iowa State 6
Second Chance Points: Kansas State 14, Iowa State 13
Fast Break Points: Kansas State 2, Iowa State 0
Bench Points: Kansas State 24, Iowa State 5

February 25, 2009 • Mizzou Arena • Columbia, Mo.		
	Kansas State	74
	11/8 Missouri	94

COLUMBIA, Mo. -- DeMarre Carroll had 21 points and a career-best 14 rebounds, helping the Tigers run their record to 17-0 at home with a 94-74 win over Kansas State at Mizzou Arena.

J.T. Tiller added 15 points, six rebounds and six assists and Leo Lyons and reserve Lawrence Bowers both had 16 points for the Tigers, who have won seven straight since losing 88-72 at K-State.

Denis Clemente scored all but 11 of his 33 points in the second half for Kansas State (19-9, 7-6), which shot 37 percent with 21 turnovers and got eight points from Jacob Pullen, who had 23 points in the first meeting. The Wildcats trailed by a season-worst 32 points in the second half and also hit program lows for points allowed in a half (55) and overall.

Kansas State trailed by only four with about 7 minutes to go in the first half before losing contact. The Wildcats, who had won seven of the last nine games in the series, got as close as 16 points in the second half before Missouri pulled away again.

Missouri led 55-32 at halftime as Lawrence was 3-for-3 from 3-point range, while Tiller and Bowers had 10 points. Bowers was 5-for-6 from the field over the last 3:12, including an alley-oop dunk from Miguel Paul and two putbacks in the final 6 seconds.

Missouri converted 11 turnovers into 15 points while allowing no points on its three turnovers. The Wildcats shot 35.5 percent and were 2-for-10 from 3-point range.

Kansas State (19-9, 7-6 Big 12)												
No.	Name	FG	3FG	FT	RB	PF	TP	A	BLK	S	MIN	
00	Jacob Pullen	g	2-12	2-9	2-2	4	2	8	2	0	1	35
21	Denis Clemente	g	12-19	4-7	5-7	5	2	33	3	0	1	36
15	Luis Colon	f	1-3	0-0	0-1	2	2	2	0	1	0	12
23	Dominique Sutton	f	0-4	0-1	2-4	7	3	2	0	0	0	21
42	Darren Kent	f	3-8	1-1	0-0	7	5	7	2	0	0	18
01	Fred Brown		4-9	1-4	0-0	1	1	9	1	0	2	23
25	Buchi Awaji		1-3	1-2	4-5	2	4	7	0	0	0	7
31	Chris Merriewether		0-0	0-0	0-0	0	1	0	0	0	0	3
32	Jamar Samuels		1-3	0-0	1-2	4	4	3	0	0	0	20
33	Victor Ojeleye		0-1	0-0	0-0	0	0	0	0	0	0	0
40	Ron Anderson		1-5	0-0	1-4	10	4	3	0	0	0	25
TEAM							7					
TOTALS			25-67	9-24	15-25	49	28	74	8	1	4	200

	1st Half	2nd Half	Game
Field Goals	35.3	39.4	37.3
3-Point FG	20.0	50.0	37.5
Free Throws	54.5	64.3	60.0

Missouri (24-4, 11-2 Big 12)												
No.	Name	FG	3FG	FT	RB	PF	TP	A	BLK	S	MIN	
04	J.T. Tiller	g	4-10	1-1	6-7	6	3	15	6	0	1	25
11	Zaire Taylor	g	0-3	0-2	0-0	2	4	0	1	0	2	23
24	Kim English	g	1-6	0-2	0-0	3	1	2	1	0	1	14
01	DeMarre Carroll	f	7-13	0-1	7-12	14	1	21	3	0	1	28
05	Leo Lyons	f	3-5	1-1	9-9	5	4	16	1	1	1	19
03	Miguel Paul		0-4	0-1	2-3	2	4	2	2	1	2	13
12	Marcus Denmon		1-3	0-0	4-4	2	2	6	0	1	2	17
13	Michael Anderson		0-1	0-0	0-0	0	0	1	0	0	0	3
15	Keith Ramsey		0-1	0-0	0-0	1	1	0	0	1	0	9
21	Laurence Bowers		7-9	0-0	2-2	6	0	16	0	1	0	15
23	Justin Safford		1-1	0-0	1-2	1	0	3	0	0	2	7
25	Jarrett Sutton		0-0	0-0	0-0	0	0	0	0	0	0	0+
32	Steve Moore		0-0	0-0	0-0	1	0	0	0	0	0	3
33	Matt Lawrence		4-10	3-5	2-4	3	1	13	1	0	1	24
TEAM							1					
TOTALS			28-66	5-13	33-43	47	21	94	16	5	13	200

Field Goals	1st Half	2nd Half	Game
	41.5	44.0	42.4
3-Point FG	50.0	20.0	38.5
Free Throws	85.0	69.6	76.7

Officials: David Hall, Hal Lusk, Terry Davis
Technical Fouls: Kansas State-None. Missouri-None.
Attendance: 14,825

Score by Periods	1st	2nd	Total
Kansas State	32	42	74
Missouri	55	39	94

Points in the Paint: Missouri 42, Kansas State 28
Points Off Turnovers: Missouri 27, Kansas State 7
Second Chance Points: Missouri 22, Kansas State 14
Fast Break Points: Kansas State 12, Kansas State 12
Bench Points: Missouri 40, Kansas State 22

INDIVIDUAL PLAYER HIGHS

#0 JACOB PULLEN

	Season	Career
Points	26, vs. Oakland (11/25/08)	26, vs. Oakland (11/25/08)
Field Goals	9, twice	9, twice
Field Goals Attempted	18, vs. Kentucky (11/28/08)	18, vs. Kentucky (11/28/08)
3-Pt. Field Goals	6, vs. Oakland (11/25/08)	6, vs. Oakland (11/25/08)
Free Throws	8, vs. Kansas (2/14/09)	10, vs. Kansas (1/30/08)
Free Throws Attempted	10, vs. Kansas (2/14/09)	11, vs. Rider (11/25/07)
Rebounds	8, at Oregon (12/7/08)	8, at Oregon (12/7/08)
Assists	11, vs. Gardner-Webb (12/14/08)	11, vs. Gardner-Webb (12/14/08)
Blocked Shots	1, twice	1, three times
Steals	5, vs. Kentucky (11/28/08)	5, vs. Kentucky (11/28/08)
Minutes	39, at Texas (1/31/09)	39, at Texas (1/31/09)

#1 FRED BROWN

	Season	Career
Points	26, vs. Chicago State (1/5/09)	26, vs. Chicago State (1/5/09)
Field Goals	8, twice	9, vs. Xavier (12/31/07)
Field Goals Attempted	17, vs. Chicago State (1/5/09)	17, vs. Chicago State (1/5/09)
3-Pt. Field Goals	6, vs. Gardner-Webb (12/14/08)	6, vs. Gardner-Webb (12/14/08)
Free Throws	6, vs. Chicago State (1/5/09)	6, vs. Chicago State (1/5/09)
Free Throws Attempted	8, vs. Chicago State (1/5/09)	8, vs. Chicago State (1/5/09)
Rebounds	7, vs. Chicago State (1/5/09)	7, vs. Chicago State (1/5/09)
Assists	6, vs. SE Missouri State (11/16/08)	6, vs. SE Missouri State (11/16/08)
Blocked Shots	1, twice	1, five times
Steals	2, three times	4, vs. Wagner (12/29/07)
Minutes	33, vs. Idaho State (1/3/09)	33, vs. Idaho State (1/3/09)

#13 JUSTIN WERNER

	Season	Career
Points	11, vs. Idaho State (1/3/09)	11, vs. Idaho State (1/3/09)
Field Goals	3, vs. Idaho State (1/3/09)	3, vs. Idaho State (1/3/09)
Field Goals Attempted	6, twice	6, twice
3-Pt. Field Goals	3, vs. Idaho State (1/3/09)	3, vs. Idaho State (1/3/09)
Free Throws	2, vs. Idaho State (1/3/09)	2, vs. Idaho State (1/3/09)
Free Throws Attempted	2, twice	2, twice
Rebounds	3, vs. Idaho State (1/3/09)	3, vs. Idaho State (1/3/09)
Assists	2, vs. NC Central (2/17/09)	2, vs. NC Central (2/17/09)
Blocked Shots	1, vs. SE Missouri State (11/16/08)	1, vs. SE Missouri State (11/16/08)
Steals	2, vs. SE Missouri State (11/16/08)	2, vs. SE Missouri State (11/16/08)
Minutes	15, vs. SE Missouri State (11/16/08)	15, vs. SE Missouri State (11/16/08)

#15 LUIS COLON

	Season	Career
Points	18, vs. Southern Miss (12/11/08)	18, vs. Southern Miss (12/11/08)
Field Goals	9, vs. Southern Miss (12/11/08)	9, vs. Southern Miss (12/11/08)
Field Goals Attempted	13, vs. Baylor (1/21/09)	13, vs. Baylor (1/21/09)
3-Pt. Field Goals	n/a	n/a
Free Throws	4, vs. Florida A&M (11/14/08)	4, vs. Florida A&M (11/14/08)
Free Throws Attempted	7, vs. NC Central (2/17/09)	7, vs. NC Central (2/17/09)
Rebounds	12, vs. NC Central (2/17/09)	12, vs. NC Central (2/17/09)
Assists	2, four times	3, vs. Missouri (1/31/07)
Blocked Shots	2, three times	2, four times
Steals	2, vs. NC Central (2/17/09)	2, vs. NC Central (2/17/09)
Minutes	34, vs. Baylor (1/21/09)	34, vs. Baylor (1/21/09)

#21 DENIS CLEMENTE

	Season	Career
Points	44, at Texas (1/31/09)	44, at Texas (1/31/09)
Field Goals	13, at Texas (1/31/09)	13, at Texas (1/31/09)
Field Goals Attempted	25, at Texas (1/31/09)	25, at Texas (1/31/09)
3-Pt. Field Goals	6, at Texas (1/31/09)	6, at Texas (1/31/09)
Free Throws	12, at Texas (1/31/09)	12, at Texas (1/31/09)
Free Throws Attempted	12, at Texas (1/31/09)	12, at Texas (1/31/09)
Rebounds	8, vs. Centenary (12/20/08)	8, vs. Centenary (12/20/08)
Assists	8, vs. Oakland (11/25/08)	9, vs. Lehigh (12/9/06)
Blocked Shots	n/a	1, four times
Steals	4, vs. Baylor (1/21/09)	4, vs. Baylor (1/21/09)
Minutes	38, twice	38, twice

#23 DOMINIQUE SUTTON

	Season	Career
Points	21, vs. Wagner (12/30/08)	21, vs. Wagner (12/30/08)
Field Goals	7, vs. Wagner (12/30/08)	7, vs. Wagner (12/30/08)
Field Goals Attempted	11, twice	11, twice
3-Pt. Field Goals	1, three times	1, four times
Free Throws	6, twice	6, twice
Free Throws Attempted	8, vs. Wagner (12/30/08)	8, vs. Wagner (12/30/08)
Rebounds	10, twice	10, twice
Assists	6, vs. Southern Miss (12/11/08)	6, vs. Southern Miss (12/11/08)
Blocked Shots	1, four times	2, vs. Nebraska (2/6/08)
Steals	8, vs. Idaho State (1/3/09)	8, vs. Idaho State (1/3/09)
Minutes	34, vs. Southern Miss (12/11/08)	34, vs. Southern Miss (12/11/08)

#25 BUCHI AWAJI

	Season	Career
Points	12, vs. NC Central (2/17/09)	12, vs. NC Central (2/17/09)
Field Goals	5, vs. NC Central (2/17/09)	5, vs. NC Central (2/17/09)
Field Goals Attempted	9, vs. Idaho State (1/3/09)	9, vs. Idaho State (1/3/09)
3-Pt. Field Goals	3, vs. Idaho State (1/3/09)	3, vs. Idaho State (1/3/09)
Free Throws	6, vs. Chicago State (1/5/09)	6, vs. Chicago State (1/5/09)
Free Throws Attempted	7, vs. Chicago State (1/5/09)	7, vs. Chicago State (1/5/09)
Rebounds	4, twice	4, twice
Assists	4, vs. Gardner-Webb (12/14/08)	4, vs. Gardner-Webb (12/14/08)
Blocked Shots	n/a	n/a
Steals	1, six times	1, six times
Minutes	21, twice	21, twice

#31 CHRIS MERRIEWETHER

	Season	Career
Points	5, vs. Texas Tech (2/11/09)	5, vs. Texas Tech (2/11/09)
Field Goals	2, vs. Gardner-Webb (12/14/08)	2, vs. Gardner-Webb (12/14/08)
Field Goals Attempted	3, twice	3, twice
3-Pt. Field Goals	n/a	n/a
Free Throws	3, vs. Texas Tech (2/11/09)	3, vs. Texas Tech (2/11/09)
Free Throws Attempted	3, vs. Texas Tech (2/11/09)	3, vs. Texas Tech (2/11/09)
Rebounds	5, at Nebraska (1/17/09)	5, three times
Assists	3, vs. SE Missouri State (11/16/08)	3, four times
Blocked Shots	1, vs. SE Missouri State (11/16/08)	2, vs. Winston-Salem State (12/22/07)
Steals	2, twice	2, three times
Minutes	22, at Oregon (12/7/08)	25, vs. Oklahoma State (2/9/08)

#32 JAMAR SAMUELS

	Season	Career
Points	20, vs. Gardner-Webb (12/14/08)	20, vs. Gardner-Webb (12/14/08)
Field Goals	7, twice	7, twice
Field Goals Attempted	10, vs. SE Missouri State (11/16/08)	10, vs. SE Missouri State (11/16/08)
3-Pt. Field Goals	1, vs. Missouri (1/28/09)	1, vs. Missouri (1/28/09)
Free Throws	8, twice	8, twice
Free Throws Attempted	11, vs. Gardner-Webb (12/14/08)	11, vs. Gardner-Webb (12/14/08)
Rebounds	10, at Iowa State (2/21/09)	10, at Iowa State (2/21/09)
Assists	6, vs. Centenary (12/20/08)	6, vs. Centenary (12/20/08)
Blocked Shots	3, twice	3, twice
Steals	2, five times	2, five times
Minutes	30, at Kansas (1/13/09)	30, at Kansas (1/13/09)

#33 VICTOR OJELEYE

	Season	Career
Points	7, vs. SE Missouri State (11/16/08)	7, vs. SE Missouri State (11/16/08)
Field Goals	3, vs. SE Missouri State (11/16/08)	3, vs. SE Missouri State (11/16/08)
Field Goals Attempted	6, vs. SE Missouri State (11/16/08)	6, vs. SE Missouri State (11/16/08)
3-Pt. Field Goals	n/a	n/a
Free Throws	2, vs. NC Central (2/17/09)	2, vs. NC Central (2/17/09)
Free Throws Attempted	4, vs. Florida A&M (11/14/08)	4, vs. Florida A&M (11/14/08)
Rebounds	4, twice	4, twice
Assists	1, twice	1, twice
Blocked Shots	1, vs. Chicago State (1/5/09)	1, vs. Chicago State (1/5/09)
Steals	n/a	n/a
Minutes	12, vs. SE Missouri State (11/16/08)	12, vs. SE Missouri State (11/16/08)

#40 RON ANDERSON

	Season	Career
Points	12, twice	14, vs. Wagner (12/29/07)
Field Goals	6, at Oregon (12/7/08)	6, at Oregon (12/7/08)
Field Goals Attempted	9, vs. Emporia State (11/19/08)	9, vs. Emporia State (11/19/08)
3-Pt. Field Goals	n/a	n/a
Free Throws	7, vs. Chicago State (1/5/09)	7, vs. Chicago State (1/5/09)
Free Throws Attempted	9, twice	9, twice
Rebounds	12, vs. Florida A&M (11/14/08)	12, twice
Assists	4, vs. Florida A&M (11/14/08)	3, vs. UCF (11/23/07)
Blocked Shots	2, twice	2, three times
Steals	3, at Texas A&M (2/7/09)	3, at Texas A&M (2/7/09)
Minutes	33, at Texas (1/31/09)	33, at Texas (1/31/09)

#42 DARREN KENT

	Season	Career
Points	24, vs. Centenary (12/20/08)	24, vs. Centenary (12/20/08)
Field Goals	9, vs. Centenary (12/20/08)	9, vs. Centenary (12/20/08)
Field Goals Attempted	14, vs. Centenary (12/20/08)	14, vs. Centenary (12/20/08)
3-Pt. Field Goals	1, nine times	3, vs. Iowa State (1/26/08)
Free Throws	9, twice	9, twice
Free Throws Attempted	12, vs. Chicago State (1/5/09)	12, vs. Chicago State (1/5/09)
Rebounds	12, twice	12, twice
Assists	4, three times	4, five times
Blocked Shots	3, vs. Southern Miss (12/11/08)	3, vs. Southern Miss (12/11/08)
Steals	3, vs. Emporia State (11/19/08)	3, vs. Emporia State (11/19/08)
Minutes	32, at Texas A&M (2/7/09)	32, at Texas A&M (2/7/09)

THE LAST TIME...

INDIVIDUAL SCORING

K-State player scored 30 or more points:

33 by Denis Clemente at Missouri (2/25/09)

K-State player scored 35 or more points:

^ 44 by Denis Clemente at Texas (1/31/09)

K-State player scored 40 or more points:

^ 44 by Denis Clemente at Texas (1/31/09)

K-State player made 15 or more field goals:

15 by Michael Beasley vs. Nebraska (2/6/08)

K-State player made 10 or more field goals:

12 by Denis Clemente at Missouri (2/25/09)

K-State player made 5 or more three-pointers:

6 by Denis Clemente at Texas (1/31/09)

K-State player made 10 or more free throws:

12 by Denis Clemente at Texas (1/31/09)

Opponent player scored 30 or more points:

30 by Dwight Thorne II of Colorado (1/24/09)

Opponent player scored 35 or more points:

37 by Jodie Meeks of Kentucky (11/28/08)

Opponent player scored 40 or more points:

41 by Aleks Maric of Nebraska (2/13/07)

Opponent player scored 50 or more points:

51 by Doremus Bennerman of Siena (3/30/94)

Opponent player made 10 or more field goals:

33 by LaceDarius Dunn of Baylor (1/21/09)

Opponent player made 5 or more three-pointers:

5 by Nick Okorie of Texas Tech (2/11/09)

Opponent player made 10 or more free throws:

11 by Jodie Meeks of Kentucky (11/28/08)

REBOUNDING

K-State player had 10 or more rebounds:

10 by Ron Anderson at Missouri (2/25/09)

K-State player had 15 or more rebounds:

17 by Michael Beasley vs. Missouri (2/16/08)

K-State player had 20 or more rebounds:

22 by Michael Beasley vs. Western Illinois (11/17/07)

Opponent player had 10 or more rebounds:

14 by DeMarre Carroll of Missouri (2/25/09)

Opponent player had 15 or more rebounds:

15 by Blake Griffin of Oklahoma (1/10/09)

Opponent player had 20 or more rebounds:

20 by Wayne Simien of Kansas (3/2/05)

OTHER STATISTICS

2 K-State players had 30+ points in same game

Michael Beasley (44) and Bill Walker (31) at Baylor (2/23/08)

2 K-State players had 20+ points in same game

Denis Clemente (26) and Jacob Pullen (22) vs. Kansas (2/14/09)

K-State player had 20+ points and 20+ rebounds

28 pts, 22 rebs. by Michael Beasley vs. W. Illinois (11/17/07)

K-State player had 10 or more assists:

11 by Jacob Pullen vs. Gardner-Webb (12/14/08)

K-State player had 5 or more steals:

8 by Dominique Sutton vs. Idaho State (1/3/09)

K-State player had 5 or more blocked shots:

*8 by Jason Bennett vs. Chicago State (1/22/07)

Opponent player had 10 or more assists:

11 by Mike Trimboli of Vermont (3/14/07)

Opponent player had 5 or more steals:

5 by Ryan Anderson of Nebraska (1/17/09)

Opponent player had 5 or more blocks:

5 by Chinemelu Elonu of Texas A&M (2/7/09)

TEAM SCORING

K-State scored 100 or more points:

107 vs. Gardner-Webb (12/14/08)

K-State scored 90 or more points:

95 vs. N.C. Central (2/17/09)

K-State scored under 50 points:

48 at California (11/29/06)

K-State scored under 40 points:

39 at North Carolina State (3/11/98)

K-State shot 60 percent or better from the floor:

60.3 (35-58) vs. NC Central (2/17/09)

K-State shot 50 percent or better from the floor:

60.3 (35-58) vs. NC Central (2/17/09)

K-State shot 70 percent or better from the 3-pt range:

75.0 (9-12) vs. Oregon State (12/22/02)

K-State made 40 or more field goals:

41 vs. Missouri (1/3/98)

K-State made 45 or more field goals:

49 vs. Morgan State (1/5/85)

K-State made 10 or more three-pointers:

10 at Texas (1/31/09)

K-State made 15 or more three-pointers:

15 vs. Nebraska (1/8/00)

K-State made 30 or more free throws:

35 vs. Chicago State (1/5/09)

Opponent scored 100 or more points:

103 by Xavier (12/31/07)

Opponent scored 90 or more points:

94 by Missouri (2/25/09)

Opponent scored under 50 points:

46 by Iowa State (2/21/09)

Opponent scored under 40 points:

*25 by Savannah State (1/7/08)

Opponent shot 60 percent or better from the floor:

68.8 (22-32) by Kentucky (11/28/08)

Opponent shot 50 percent or better from the floor:

56.8 (25-44) by Kansas (2/14/09)

Opponent shot under 25 percent from the floor:

*15.5 (9-58) by Savannah State (1/7/08)

Opponent shot 60 percent or better from 3-pt range:

66.7 (8-12) by Kansas (2/14/09)

Opponent made 40 or more field goals:

41 by Arizona (12/30/97)

Opponent made 45 or more field goals:

50 by Oklahoma (1/18/92)

Opponent made 10 or more three-pointers:

10 by Missouri (1/28/09)

Opponent made 15 or more three-pointers:

15 by Saint Louis (1/3/04)

Opponent made 30 or more free throws:

30 by Xavier (12/31/07)

REBOUNDING

K-State had 60 or more rebounds:

61 at Oregon State (12/6/03)

K-State had 50 or more rebounds:

53 vs. Florida A&M (11/14/08)

K-State had 25 or more offensive rebounds:

29 vs. Oklahoma State (2/9/08)

K-State had 30 or more defensive rebounds:

35 vs. Iowa State (2/3/09)

Opponent had 50 or more rebounds:

55 by Oregon State (12/6/03)

OTHER STATISTICS

K-State had 20 or more assists:

21 vs. NC Central (2/17/09)

K-State had 25 or more assists:

30 vs. Gardner-Webb (12/14/08)

K-State had 10 or more steals:

11 at Texas (1/31/09)

K-State had 15 or more steals:

16 vs. UT-San Antonio (11/29/99)

K-State had 5 or more blocked shots:

5 vs. Missouri (1/28/09)

K-State had 10 or more blocked shots:

11 vs. Missouri (2/16/08)

Opponent had 20 or more assists:

21 by Kansas (3/1/08)

Opponent had 25 or more assists:

26 by Kansas (2/4/02)

Opponent had 10 or more steals:

13 by Missouri (2/25/09)

Opponent had 15 or more steals:

15 by Kansas (3/1/08)

Opponent had 5 or more blocked shots:

5 by Missouri (2/25/09)

Opponent had 10 or more blocked shots:

12 by Texas (2/3/07)

MISCELLANEOUS

K-State had a 5 or more game winning streak:

6, Jan. 24, 2009 to Feb. 11, 2009

K-State had a 10 or more game winning streak:

10, Dec. 1, 1993 to Jan 5, 1994

K-State had a 15 or more game winning streak:

21, Dec. 19, 1958 to March 13, 1959

K-State had a 20 or more game winning streak:

21, Dec. 19, 1958 to March 13, 1959

NATIONAL RANKINGS

K-State beat a Top-25 team at home:

K-State 75, No. 10 Texas A&M 54 (1/19/08)

K-State beat a Top-10 team at home:

K-State 75, No. 10 Texas A&M 54 (1/19/08)

K-State beat a Top-5 team at home:

K-State 84, No. 2 Kansas 75 (1/30/08)

K-State beat a No. 1 team at home:

K-State 65, No. 1 Missouri 58 (2/8/90)

K-State beat a Top-25 team on the road:

K-State 85, No. 11 Texas 81 OT (1/31/09)

K-State beat a Top-10 team on the road:

K-State 68, No. 1 Kansas 64 (1/17/94)

K-State beat a No. 1 team on the road:

K-State 68, No. 1 Kansas 64 (1/17/94)

K-State was ranked in the AP Top 25:

No. 24 on Feb. 18, 2008

K-State was ranked in the AP Top 15:

No. 14 on Feb. 13, 1988

K-State was ranked in the AP Top 10:

No. 9 on March 17, 1973

K-State was ranked in the AP Top 5:

No. 3 on March 7, 1962

K-State was ranked No. 1 by AP:

March 14, 1959

**School record*

^ Big 12 record

2008-09 Kansas State Men's Basketball
Kansas State Individual Game-by-Game (as of Feb 25, 2009)
All games

#00 Pullen, Jacob

Opponent	Date	gs	min	Total		3-Pointers		Free throws		Rebounds				pf	a	t/o	blk	stl	pts	avg	
				fg-fga	pct	3fg-fga	pct	ft-fa	pct	off	def	tot	avg								
FLORIDA A&M	11/14/08	*	30	6-15	.400	2-9	.222	3-3	1.000	2	0	2	2.0	1	5	2	0	2	17	17.0	
SE MISSOURI STATE	11/16/08	*	19	2-9	.222	0-2	.000	3-5	.600	0	1	1	1.5	2	6	2	0	1	7	12.0	
EMPORIA STATE	11/19/08	*	32	3-17	.176	1-7	.143	2-3	.667	1	2	3	2.0	0	5	5	0	1	9	11.0	
at Cleveland State	11/22/08	*	18	5-10	.500	3-7	.429	2-3	.667	0	2	2	2.0	3	2	2	0	1	15	12.0	
OAKLAND	11/25/08	*	32	8-17	.471	6-11	.545	4-4	1.000	1	1	2	2.0	1	5	4	0	3	26	14.8	
vs Kentucky	11/28/08	*	38	7-18	.389	5-13	.385	1-2	.500	1	0	1	1.8	3	1	2	0	5	20	15.7	
vs Iowa	11/29/08	*	38	7-14	.500	2-5	.400	6-9	.667	0	3	3	2.0	2	2	5	0	2	22	16.6	
at Oregon	12/07/08	*	28	2-13	.154	0-7	.000	0-0	.000	2	6	8	2.8	3	3	9	0	1	4	15.0	
SOUTHERN MISS	12/11/08	*	25	6-12	.500	2-7	.286	3-4	.750	1	5	6	3.1	3	2	2	0	2	17	15.2	
GARDNER-WEBB	12/14/08	*	28	5-9	.556	2-3	.667	2-4	.500	0	3	3	3.1	0	11	1	0	2	14	15.1	
CENTENARY	12/20/08	*	25	2-6	.333	1-3	.333	2-4	.500	0	1	1	2.9	3	2	3	0	2	7	14.4	
WAGNER	12/30/08	*	34	9-15	.600	4-5	.800	2-4	.500	1	3	4	3.0	3	3	2	0	2	24	15.2	
IDAHO STATE	1/3/09	*	21	2-4	.500	2-3	.667	6-7	.857	1	1	2	2.9	3	3	3	0	1	12	14.9	
CHICAGO STATE	1/5/09	*	26	4-10	.400	3-7	.429	1-2	.500	0	0	0	2.7	0	2	2	0	0	12	14.7	
OKLAHOMA	1/10/09	*	30	3-14	.214	2-11	.182	0-0	.000	0	3	3	2.7	2	5	4	0	1	8	14.3	
at Kansas	1/13/09	*	31	5-15	.333	1-6	.167	2-3	.667	1	0	1	2.6	2	2	0	0	2	13	14.2	
at Nebraska	1/17/09	*	29	1-7	.143	0-5	.000	4-4	1.000	0	2	2	2.6	3	0	4	1	1	6	13.7	
BAYLOR	1/21/09	*	35	2-8	.250	2-6	.333	3-4	.750	0	1	1	2.5	3	3	1	0	1	9	13.4	
at Colorado	1/24/09	*	30	7-12	.583	2-6	.333	1-2	.500	0	1	1	2.4	3	2	4	0	2	17	13.6	
MISSOURI	1/28/09	*	35	9-16	.563	5-8	.625	0-0	.000	1	1	2	2.4	0	4	5	0	2	23	14.1	
at Texas	1/31/09	*	39	1-13	.077	1-5	.200	1-2	.500	1	1	2	2.4	2	2	7	0	2	4	13.6	
IOWA STATE	2/3/09	*	24	5-12	.417	1-5	.200	2-2	1.000	0	1	1	2.3	2	1	2	0	2	13	13.6	
at Texas A&M	2/7/09	*	35	6-11	.545	3-7	.429	1-2	.500	1	2	3	2.3	2	2	3	0	0	16	13.7	
TEXAS TECH	2/11/09	*	31	4-12	.333	2-8	.250	2-2	1.000	1	1	2	2.3	1	6	1	0	2	12	13.6	
KANSAS	2/14/09	*	37	5-11	.455	4-9	.444	8-10	.800	0	3	3	2.4	4	2	1	0	3	22	14.0	
NC CENTRAL	2/17/09	*	23	3-7	.429	3-5	.600	0-0	.000	1	3	4	2.4	3	7	3	0	0	9	13.8	
at Iowa State	2/21/09	*	30	4-11	.364	0-4	.000	0-0	.000	2	2	4	2.5	3	2	1	1	0	8	13.6	
at Missouri	02-25-09	*	35	2-12	.167	2-9	.222	2-2	1.000	1	3	4	2.5	2	2	1	0	1	8	13.4	
Totals			28	838	125-330	.379	61-183	.333	63-87	.724	19	52	71	2.5	59	92	81	2	44	374	13.4

Games played: 28
Minutes/game: 29.9
Points/game: 13.4
FG Pct: 37.9
3FG Pct: 33.3
FT Pct: 72.4

Rebounds/game: 2.5
Assists/game: 3.3
Turnovers/game: 2.9
Assist/turnover ratio: 1.1
Steals/game: 1.6
Blocks/game: 0.1

2008-09 Kansas State Men's Basketball
Kansas State Individual Game-by-Game (as of Feb 25, 2009)
All games

#01 Brown, Fred

Opponent	Date	gs	min	Total		3-Pointers		Free throws		Rebounds				pf	a	t/o	blk	stl	pts	avg
				fg-fga	pct	3fg-fga	pct	ft-fa	pct	off	def	tot	avg							
FLORIDA A&M	11/14/08		17	2-6	.333	1-5	.200	0-0	.000	2	0	2	2.0	1	1	1	0	1	5	5.0
SE MISSOURI STATE	11/16/08		25	8-14	.571	4-6	.667	1-2	.500	2	2	4	3.0	2	6	3	0	1	21	13.0
EMPORIA STATE	11/19/08		19	5-8	.625	3-3	1.000	1-2	.500	0	1	1	2.3	1	0	1	0	0	14	13.3
at Cleveland State	11/22/08		21	1-4	.250	0-1	.000	0-0	.000	0	0	0	1.8	0	1	4	0	0	2	10.5
OAKLAND	11/25/08		19	3-8	.375	2-5	.400	0-0	.000	0	1	1	1.6	0	3	0	0	0	8	10.0
vs Kentucky	11/28/08		17	1-5	.200	0-2	.000	2-2	1.000	0	0	0	1.3	2	0	1	0	1	4	9.0
vs Iowa	11/29/08		8	1-3	.333	0-0	.000	0-0	.000	0	2	2	1.4	4	0	0	0	0	2	8.0
at Oregon	12/07/08		16	4-7	.571	2-4	.500	0-0	.000	0	1	1	1.4	3	0	0	0	1	10	8.3
SOUTHERN MISS	12/11/08		16	2-7	.286	2-5	.400	0-0	.000	0	0	0	1.2	5	0	0	0	0	6	8.0
GARDNER-WEBB	12/14/08		20	6-9	.667	6-9	.667	0-0	.000	0	1	1	1.2	4	0	0	0	0	18	9.0
CENTENARY	12/20/08		25	5-13	.385	2-8	.250	2-4	.500	0	1	1	1.2	2	2	2	0	1	14	9.5
WAGNER	12/30/08		12	1-3	.333	1-3	.333	0-0	.000	0	0	0	1.1	1	0	3	0	1	3	8.9
IDAHO STATE	1/3/09	*	33	3-12	.250	2-7	.286	0-0	.000	0	2	2	1.2	2	3	2	1	0	8	8.8
CHICAGO STATE	1/5/09		27	8-17	.471	4-10	.400	6-8	.750	3	4	7	1.6	2	2	0	0	2	26	10.1
OKLAHOMA	1/10/09		24	4-12	.333	3-6	.500	1-2	.500	1	0	1	1.5	0	1	5	0	0	12	10.2
at Kansas	1/13/09		30	4-10	.400	1-5	.200	0-0	.000	0	3	3	1.6	2	3	2	0	1	9	10.1
at Nebraska	1/17/09		16	1-1	1.000	1-1	1.000	1-2	.500	0	1	1	1.6	0	0	1	0	0	4	9.8
BAYLOR	1/21/09		9	0-1	.000	0-1	.000	0-0	.000	0	0	0	1.5	0	1	0	0	0	0	9.2
at Colorado	1/24/09		30	2-9	.222	1-6	.167	0-1	.000	0	1	1	1.5	1	2	1	0	1	5	9.0
MISSOURI	1/28/09		22	6-11	.545	5-6	.833	0-0	.000	0	4	4	1.6	1	3	1	1	1	17	9.4
at Texas	1/31/09		26	5-8	.625	3-4	.750	0-2	.000	0	2	2	1.6	2	1	0	0	1	13	9.6
IOWA STATE	2/3/09		25	1-5	.200	1-3	.333	0-0	.000	1	1	2	1.6	1	1	0	0	1	3	9.3
at Texas A&M	2/7/09		22	3-5	.600	3-4	.750	0-0	.000	0	1	1	1.6	1	2	1	0	0	9	9.3
TEXAS TECH	2/11/09		18	2-6	.333	2-5	.400	2-3	.667	0	1	1	1.6	1	3	1	0	1	8	9.2
KANSAS	2/14/09		17	1-1	1.000	0-0	.000	0-0	.000	1	0	1	1.6	4	1	1	0	0	2	8.9
NC CENTRAL	2/17/09	*	27	5-9	.556	2-3	.667	0-0	.000	0	1	1	1.5	0	4	3	0	2	12	9.0
at Iowa State	2/21/09		28	2-8	.250	0-3	.000	0-0	.000	0	1	1	1.5	2	0	1	0	0	4	8.9
at Missouri	02-25-09		23	4-9	.444	1-4	.250	0-0	.000	0	1	1	1.5	1	1	3	0	2	9	8.9
Totals		2	592	90-211	.427	52-119	.437	16-28	.571	10	32	42	1.5	45	41	37	2	18	248	8.9

Games played: 28
Minutes/game: 21.1
Points/game: 8.9
FG Pct: 42.7
3FG Pct: 43.7
FT Pct: 57.1

Rebounds/game: 1.5
Assists/game: 1.5
Turnovers/game: 1.3
Assist/turnover ratio: 1.1
Steals/game: 0.6
Blocks/game: 0.1

2008-09 Kansas State Men's Basketball
Kansas State Individual Game-by-Game (as of Feb 25, 2009)
All games

#13 Werner, Justin

Opponent	Date	gs	min	Total		3-Pointers		Free throws		Rebounds				pf	a	t/o	blk	stl	pts	avg
				fg-fga	pct	3fg-fga	pct	ft-fa	pct	off	def	tot	avg							
FLORIDA A&M	11/14/08		9	1-2	.500	1-2	.500	1-2	.500	0	0	0	0.0	0	0	0	0	0	4	4.0
SE MISSOURI STATE	11/16/08		15	0-6	.000	0-4	.000	0-0	.000	1	0	1	0.5	2	1	0	1	2	0	2.0
EMPORIA STATE	11/19/08		4	0-0	.000	0-0	.000	0-0	.000	1	0	1	0.7	1	0	1	0	0	0	1.3
at Cleveland State	11/22/08		1	0-0	.000	0-0	.000	0-0	.000	0	0	0	0.5	0	0	0	0	0	0	1.0
OAKLAND	11/25/08		2	0-0	.000	0-0	.000	0-0	.000	0	0	0	0.4	0	0	1	0	0	0	0.8
SOUTHERN MISS	12/11/08		1	0-0	.000	0-0	.000	0-0	.000	0	0	0	0.3	0	0	0	0	0	0	0.7
GARDNER-WEBB	12/14/08		12	0-3	.000	0-3	.000	0-2	.000	0	0	0	0.3	1	1	2	0	1	0	0.6
CENTENARY	12/20/08		5	0-1	.000	0-1	.000	0-0	.000	0	2	2	0.5	1	1	0	0	0	0	0.5
WAGNER	12/30/08		2	1-1	1.000	0-0	.000	0-0	.000	0	0	0	0.4	0	0	0	0	0	2	0.7
IDAHO STATE	1/3/09		11	3-6	.500	3-6	.500	2-2	1.000	0	3	3	0.7	0	1	0	0	0	11	1.7
CHICAGO STATE	1/5/09		7	0-1	.000	0-1	.000	0-0	.000	0	0	0	0.6	1	0	0	0	0	0	1.5
at Nebraska	1/17/09		2	0-0	.000	0-0	.000	0-0	.000	0	0	0	0.6	0	0	0	0	0	0	1.4
TEXAS TECH	2/11/09		3	0-1	.000	0-0	.000	0-0	.000	0	0	0	0.5	0	0	0	0	0	0	1.3
NC CENTRAL	2/17/09		10	0-2	.000	0-2	.000	0-0	.000	0	1	1	0.6	1	2	0	0	0	0	1.2
Totals		0	84	5-23	.217	4-19	.211	3-6	.500	2	6	8	0.6	7	6	4	1	3	17	1.2

Games played: 14
Minutes/game: 6.0
Points/game: 1.2
FG Pct: 21.7
3FG Pct: 21.1
FT Pct: 50.0

Rebounds/game: 0.6
Assists/game: 0.4
Turnovers/game: 0.3
Assist/turnover ratio: 1.5
Steals/game: 0.2
Blocks/game: 0.1

2008-09 Kansas State Men's Basketball
Kansas State Individual Game-by-Game (as of Feb 25, 2009)
All games

#15 Colon, Luis

Opponent	Date	gs	min	Total		3-Pointers		Free throws		Rebounds				pf	a	t/o	blk	stl	pts	avg	
				fg-fga	pct	3fg-fga	pct	ft-fla	pct	off	def	tot	avg								
FLORIDA A&M	11/14/08	*	10	1-3	.333	0-0	.000	4-5	.800	4	1	5	5.0	5	1	0	1	0	6	6.0	
SE MISSOURI STATE	11/16/08	*	18	1-4	.250	0-0	.000	2-4	.500	4	1	5	5.0	1	1	1	1	0	4	5.0	
EMPORIA STATE	11/19/08	*	15	3-6	.500	0-0	.000	0-0	.000	2	0	2	4.0	3	1	0	2	0	6	5.3	
at Cleveland State	11/22/08	*	10	0-0	.000	0-0	.000	1-2	.500	0	1	1	3.3	1	0	1	1	0	1	4.3	
OAKLAND	11/25/08	*	26	5-7	.714	0-0	.000	2-2	1.000	4	3	7	4.0	2	1	0	1	0	12	5.8	
vs Kentucky	11/28/08	*	12	3-3	1.000	0-0	.000	2-2	1.000	3	1	4	4.0	4	0	0	0	0	8	6.2	
vs Iowa	11/29/08	*	21	3-5	.600	0-0	.000	0-0	.000	3	6	9	4.7	2	2	1	0	0	6	6.1	
at Oregon	12/07/08	*	17	0-2	.000	0-0	.000	0-0	.000	1	3	4	4.6	1	2	1	1	0	0	5.4	
SOUTHERN MISS	12/11/08	*	27	9-9	1.000	0-0	.000	0-2	.000	3	8	11	5.3	4	0	0	2	0	18	6.8	
GARDNER-WEBB	12/14/08	*	21	1-4	.250	0-0	.000	2-3	.667	3	2	5	5.3	2	2	0	0	0	4	6.5	
CENTENARY	12/20/08	*	17	1-2	.500	0-0	.000	0-0	.000	2	1	3	5.1	2	2	0	0	1	2	6.1	
WAGNER	12/30/08	*	25	3-3	1.000	0-0	.000	3-6	.500	2	5	7	5.3	3	1	1	0	1	9	6.3	
IDAHO STATE	1/3/09	*	22	0-5	.000	0-0	.000	0-0	.000	2	4	6	5.3	5	1	1	0	0	0	5.8	
CHICAGO STATE	1/5/09	*	10	0-1	.000	0-0	.000	0-0	.000	1	0	1	5.0	5	0	1	0	0	0	5.4	
OKLAHOMA	1/10/09	*	20	0-2	.000	0-0	.000	0-0	.000	1	1	2	4.8	5	0	0	1	1	0	5.1	
at Kansas	1/13/09	*	16	5-8	.625	0-0	.000	2-3	.667	3	3	6	4.9	5	0	0	0	0	12	5.5	
at Nebraska	1/17/09	*	29	2-3	.667	0-0	.000	0-2	.000	0	4	4	4.8	2	0	2	1	1	4	5.4	
BAYLOR	1/21/09	*	34	4-13	.308	0-0	.000	0-0	.000	3	7	10	5.1	2	1	2	0	0	8	5.6	
at Colorado	1/24/09	*	31	4-5	.800	0-0	.000	2-5	.400	2	2	4	5.1	3	1	1	1	0	10	5.8	
MISSOURI	1/28/09	*	21	3-5	.600	0-0	.000	0-0	.000	1	5	6	5.1	2	1	0	0	0	6	5.8	
at Texas	1/31/09	*	12	1-1	1.000	0-0	.000	0-2	.000	1	2	3	5.0	4	0	1	0	1	2	5.6	
IOWA STATE	2/3/09	*	29	1-4	.250	0-0	.000	0-2	.000	3	6	9	5.2	1	0	1	0	0	2	5.5	
at Texas A&M	2/7/09	*	13	2-2	1.000	0-0	.000	0-0	.000	0	2	2	5.0	4	0	0	0	0	4	5.4	
TEXAS TECH	2/11/09	*	22	1-5	.200	0-0	.000	0-0	.000	3	6	9	5.2	5	0	0	2	0	2	5.3	
KANSAS	2/14/09	*	16	1-3	.333	0-0	.000	1-2	.500	3	2	5	5.2	2	0	1	0	1	3	5.2	
NC CENTRAL	2/17/09	*	26	5-9	.556	0-0	.000	2-7	.286	4	8	12	5.5	0	0	1	1	2	12	5.4	
at Iowa State	2/21/09	*	13	0-3	.000	0-0	.000	0-0	.000	1	2	3	5.4	2	0	1	0	1	0	5.2	
at Missouri	02-25-09	*	12	1-3	.333	0-0	.000	0-1	.000	0	2	2	5.3	2	0	2	1	0	2	5.1	
Totals			28	545	60-120	.500	0-0	.000	23-50	.460	59	88	147	5.3	79	17	19	16	9	143	5.1

Games played: 28
Minutes/game: 19.5
Points/game: 5.1
FG Pct: 50.0
FT Pct: 46.0

Rebounds/game: 5.3
Assists/game: 0.6
Turnovers/game: 0.7
Assist/turnover ratio: 0.9
Steals/game: 0.3
Blocks/game: 0.6

2008-09 Kansas State Men's Basketball
Kansas State Individual Game-by-Game (as of Feb 25, 2009)
All games

#21 Clemente, Denis

Opponent	Date	gs	min	Total		3-Pointers		Free throws		Rebounds				pf	a	t/o	blk	stl	pts	avg	
				fg-fga	pct	3fg-fga	pct	ft-fla	pct	off	def	tot	avg								
FLORIDA A&M	11/14/08	*	22	4-12	.333	2-8	.250	9-10	.900	0	2	2	2.0	2	1	2	0	0	19	19.0	
SE MISSOURI STATE	11/16/08	*	11	2-5	.400	0-0	.000	0-0	.000	2	0	2	2.0	3	4	1	0	1	4	11.5	
EMPORIA STATE	11/19/08	*	19	4-8	.500	0-2	.000	1-1	1.000	0	0	0	1.3	1	5	1	0	0	9	10.7	
at Cleveland State	11/22/08	*	24	5-10	.500	2-3	.667	4-5	.800	0	0	0	1.0	3	1	3	0	2	16	12.0	
OAKLAND	11/25/08	*	32	6-12	.500	5-10	.500	2-3	.667	0	3	3	1.4	2	8	1	0	1	19	13.4	
vs Kentucky	11/28/08	*	38	5-19	.263	1-3	.333	0-0	.000	1	2	3	1.7	0	2	3	0	1	11	13.0	
vs Iowa	11/29/08	*	12	1-1	1.000	0-0	.000	0-0	.000	0	0	0	1.4	5	0	1	0	0	2	11.4	
at Oregon	12/07/08	*	34	8-20	.400	2-8	.250	1-2	.500	1	3	4	1.8	4	0	4	0	0	19	12.4	
SOUTHERN MISS	12/11/08	*	28	3-10	.300	0-2	.000	0-0	.000	0	2	2	1.8	2	6	4	0	2	6	11.7	
GARDNER-WEBB	12/14/08	*	24	7-9	.778	4-6	.667	2-2	1.000	0	0	0	1.6	0	2	1	0	1	20	12.5	
CENTENARY	12/20/08	*	27	4-10	.400	1-3	.333	0-1	.000	2	6	8	2.2	3	1	2	0	1	9	12.2	
WAGNER	12/30/08	*	27	6-12	.500	2-5	.400	1-2	.500	0	2	2	2.2	3	4	1	0	2	15	12.4	
CHICAGO STATE	1/5/09	*	24	3-6	.500	1-4	.250	2-2	1.000	1	1	2	2.2	1	6	1	0	0	9	12.2	
OKLAHOMA	1/10/09	*	33	6-15	.400	2-6	.333	4-5	.800	2	3	5	2.4	3	3	3	0	1	18	12.6	
at Kansas	1/13/09	*	26	3-13	.231	0-0	.000	3-3	1.000	1	1	2	2.3	2	4	3	0	1	9	12.3	
at Nebraska	1/17/09	*	36	5-14	.357	2-5	.400	2-2	1.000	0	2	2	2.3	3	1	3	0	0	14	12.4	
BAYLOR	1/21/09	*	34	7-19	.368	1-7	.143	2-2	1.000	1	1	2	2.3	2	1	3	0	4	17	12.7	
at Colorado	1/24/09	*	37	4-10	.400	3-6	.500	4-4	1.000	3	0	3	2.3	3	7	4	0	1	15	12.8	
MISSOURI	1/28/09	*	24	4-6	.667	1-3	.333	1-1	1.000	0	0	0	2.2	4	7	4	0	1	10	12.7	
at Texas	1/31/09	*	38	13-25	.520	6-6	1.000	12-12	1.000	0	3	3	2.3	3	3	3	0	1	44	14.3	
IOWA STATE	2/3/09	*	33	4-13	.308	2-5	.400	5-8	.625	2	5	7	2.5	1	2	2	0	0	15	14.3	
at Texas A&M	2/7/09	*	35	5-16	.313	2-8	.250	2-2	1.000	0	0	0	2.4	1	3	0	0	0	14	14.3	
TEXAS TECH	2/11/09	*	25	7-11	.636	1-4	.250	0-0	.000	0	1	1	2.3	4	2	4	0	0	15	14.3	
KANSAS	2/14/09	*	37	9-18	.500	4-8	.500	4-10	.400	2	3	5	2.4	2	3	1	0	1	26	14.8	
at Iowa State	2/21/09	*	31	3-11	.273	2-6	.333	1-2	.500	0	5	5	2.5	2	4	3	0	1	9	14.6	
at Missouri	02-25-09	*	36	12-19	.632	4-7	.571	5-7	.714	0	5	5	2.6	2	3	7	0	1	33	15.3	
Totals			26	747	140-324	.432	50-125	.400	67-86	.779	18	50	68	2.6	61	83	65	0	23	397	15.3

Games played: 26
Minutes/game: 28.7
Points/game: 15.3
FG Pct: 43.2
3FG Pct: 40.0
FT Pct: 77.9

Rebounds/game: 2.6
Assists/game: 3.2
Turnovers/game: 2.5
Assist/turnover ratio: 1.3
Steals/game: 0.9

2008-09 Kansas State Men's Basketball
Kansas State Individual Game-by-Game (as of Feb 25, 2009)
All games

#23 Sutton, Dominique

Opponent	Date	gs	min	Total		3-Pointers		Free throws		Rebounds				pf	a	t/o	blk	stl	pts	avg	
				fg-fga	pct	3fg-fga	pct	ft-fla	pct	off	def	tot	avg								
FLORIDA A&M	11/14/08	*	18	5-7	.714	0-2	.000	3-5	.600	3	5	8	8.0	4	1	0	0	1	13	13.0	
SE MISSOURI STATE	11/16/08	*	26	5-9	.556	0-1	.000	2-4	.500	1	7	8	8.0	1	0	0	1	4	12	12.5	
EMPORIA STATE	11/19/08	*	30	6-11	.545	0-0	.000	2-3	.667	4	1	5	7.0	1	1	1	1	2	14	13.0	
at Cleveland State	11/22/08	*	31	1-3	.333	0-0	.000	2-2	1.000	0	5	5	6.5	2	1	3	0	2	4	10.8	
OAKLAND	11/25/08	*	30	3-8	.375	0-1	.000	3-3	1.000	4	5	9	7.0	0	1	4	0	3	9	10.4	
vs Kentucky	11/28/08	*	24	5-9	.556	1-2	.500	4-4	1.000	4	2	6	6.8	2	0	1	0	1	15	11.2	
vs Iowa	11/29/08	*	30	2-3	.667	0-0	.000	0-1	.000	2	1	3	6.3	4	0	3	0	0	4	10.1	
at Oregon	12/07/08	*	11	2-4	.500	0-0	.000	0-1	.000	2	1	3	5.9	2	0	2	0	0	4	9.4	
SOUTHERN MISS	12/11/08	*	34	2-7	.286	0-2	.000	0-0	.000	1	5	6	5.9	2	6	1	0	0	4	8.8	
GARDNER-WEBB	12/14/08	*	10	2-4	.500	0-1	.000	2-2	1.000	0	2	2	5.5	0	2	0	0	0	6	8.5	
CENTENARY	12/20/08		4	1-2	.500	0-1	.000	0-0	.000	0	1	1	5.1	0	0	1	0	0	2	7.9	
WAGNER	12/30/08	*	29	7-11	.636	1-1	1.000	6-8	.750	6	4	10	5.5	1	2	1	0	0	21	9.0	
IDAHO STATE	1/3/09	*	23	4-10	.400	0-0	.000	2-7	.286	1	2	3	5.3	4	1	2	0	8	10	9.1	
CHICAGO STATE	1/5/09	*	15	3-6	.500	0-1	.000	0-0	.000	1	3	4	5.2	4	1	1	0	0	6	8.9	
OKLAHOMA	1/10/09	*	20	1-2	.500	1-2	.500	0-0	.000	0	3	3	5.1	2	0	4	0	2	3	8.5	
at Kansas	1/13/09	*	17	2-5	.400	1-1	1.000	1-1	1.000	2	1	3	4.9	3	0	2	0	0	6	8.3	
at Nebraska	1/17/09		4	0-1	.000	0-1	.000	0-0	.000	1	0	1	4.7	0	0	2	0	1	0	7.8	
BAYLOR	1/21/09	*	31	5-8	.625	0-0	.000	2-3	.667	2	2	4	4.7	5	2	1	0	0	12	8.1	
at Colorado	1/24/09	*	31	2-5	.400	0-0	.000	1-2	.500	2	3	5	4.7	4	1	2	0	2	5	7.9	
MISSOURI	1/28/09	*	30	3-7	.429	0-1	.000	2-3	.667	4	4	8	4.9	3	1	1	0	1	8	7.9	
at Texas	1/31/09	*	20	2-6	.333	0-0	.000	0-0	.000	2	2	4	4.8	5	0	0	0	3	4	7.7	
IOWA STATE	2/3/09	*	31	5-8	.625	0-2	.000	3-6	.500	2	8	10	5.0	1	1	0	0	1	13	8.0	
at Texas A&M	2/7/09	*	20	0-4	.000	0-0	.000	0-0	.000	0	3	3	5.0	4	1	2	1	0	0	7.6	
TEXAS TECH	2/11/09	*	21	5-7	.714	1-1	1.000	1-2	.500	1	3	4	4.9	3	3	0	0	0	12	7.8	
KANSAS	2/14/09	*	28	3-10	.300	0-0	.000	1-1	1.000	4	2	6	5.0	3	3	4	0	1	7	7.8	
NC CENTRAL	2/17/09	*	26	5-6	.833	0-0	.000	6-6	1.000	2	6	8	5.1	2	0	3	1	0	16	8.1	
at Iowa State	2/21/09	*	16	0-0	.000	0-0	.000	1-2	.500	2	3	5	5.1	3	0	3	0	0	1	7.8	
at Missouri	02-25-09	*	21	0-4	.000	0-1	.000	2-4	.500	3	4	7	5.1	3	0	2	0	0	2	7.6	
Totals			26	631	81-167	.485	5-21	.238	46-70	.657	56	88	144	5.1	68	28	46	4	32	213	7.6

Games played: 28
Minutes/game: 22.5
Points/game: 7.6
FG Pct: 48.5
3FG Pct: 23.8
FT Pct: 65.7

Rebounds/game: 5.1
Assists/game: 1.0
Turnovers/game: 1.6
Assist/turnover ratio: 0.6
Steals/game: 1.1
Blocks/game: 0.1

2008-09 Kansas State Men's Basketball
Kansas State Individual Game-by-Game (as of Feb 25, 2009)
All games

#25 Awaji, Buchi

Opponent	Date	gs	min	Total		3-Pointers		Free throws		Rebounds				pf	a	t/o	blk	stl	pts	avg
				fg-fga	pct	3fg-fga	pct	ft-fa	pct	off	def	tot	avg							
FLORIDA A&M	11/14/08		12	1-4	.250	0-2	.000	0-0	.000	0	1	1	1.0	0	0	0	0	1	2	2.0
SE MISSOURI STATE	11/16/08		6	1-1	1.000	0-0	.000	0-0	.000	1	0	1	1.0	0	0	0	0	0	2	2.0
EMPORIA STATE	11/19/08		1	0-0	.000	0-0	.000	0-0	.000	0	0	0	0.7	0	0	0	0	0	0	1.3
OAKLAND	11/25/08		3	0-1	.000	0-1	.000	0-0	.000	0	0	0	0.5	0	1	0	0	0	0	1.0
vs Iowa	11/29/08		14	1-2	.500	1-1	1.000	1-2	.500	0	1	1	0.6	2	0	1	0	0	4	1.6
at Oregon	12/07/08		11	0-1	.000	0-0	.000	1-2	.500	1	3	4	1.2	2	0	1	0	0	1	1.5
SOUTHERN MISS	12/11/08		5	2-2	1.000	1-1	1.000	0-0	.000	0	0	0	1.0	1	0	1	0	0	5	2.0
GARDNER-WEBB	12/14/08		15	1-4	.250	0-2	.000	2-2	1.000	0	2	2	1.1	0	4	1	0	1	4	2.3
CENTENARY	12/20/08		15	1-1	1.000	0-0	.000	0-0	.000	0	0	0	1.0	0	2	0	0	1	2	2.2
WAGNER	12/30/08		3	0-1	.000	0-1	.000	0-0	.000	0	0	0	0.9	0	0	0	0	0	0	2.0
IDAHO STATE	1/3/09		21	4-9	.444	3-6	.500	0-0	.000	3	1	4	1.2	1	3	1	0	0	11	2.8
CHICAGO STATE	1/5/09		19	2-6	.333	0-4	.000	6-7	.857	1	2	3	1.3	1	0	0	0	0	10	3.4
at Kansas	1/13/09		12	2-3	.667	1-1	1.000	0-0	.000	1	1	2	1.4	0	0	0	0	1	5	3.5
at Nebraska	1/17/09		2	0-0	.000	0-0	.000	0-0	.000	1	1	2	1.4	0	0	0	0	1	0	3.3
BAYLOR	1/21/09		7	0-2	.000	0-0	.000	0-0	.000	1	0	1	1.4	0	1	0	0	0	0	3.1
at Colorado	1/24/09		4	0-1	.000	0-0	.000	0-0	.000	1	0	1	1.4	0	0	0	0	0	0	2.9
TEXAS TECH	2/11/09		6	0-1	.000	0-1	.000	2-2	1.000	0	0	0	1.3	0	0	0	0	0	2	2.8
NC CENTRAL	2/17/09		21	5-7	.714	2-3	.667	0-0	.000	1	2	3	1.4	0	2	0	0	1	12	3.3
at Iowa State	2/21/09		15	3-5	.600	1-2	.500	0-0	.000	1	1	2	1.4	0	0	1	0	0	7	3.5
at Missouri	02-25-09		7	1-3	.333	1-2	.500	4-5	.800	2	0	2	1.5	4	0	1	0	0	7	3.7
Totals		0	199	24-54	.444	10-27	.370	16-20	.800	14	15	29	1.5	11	13	7	0	6	74	3.7

Games played: 20
Minutes/game: 10.0
Points/game: 3.7
FG Pct: 44.4
3FG Pct: 37.0
FT Pct: 80.0

Rebounds/game: 1.5
Assists/game: 0.7
Turnovers/game: 0.4
Assist/turnover ratio: 1.9
Steals/game: 0.3

2008-09 Kansas State Men's Basketball
Kansas State Individual Game-by-Game (as of Feb 25, 2009)
All games

#31 Merriewether, Chris

Opponent	Date	gs	min	Total		3-Pointers		Free throws		Rebounds				pf	a	t/o	blk	stl	pts	avg
				fg-fga	pct	3fg-fga	pct	ft-fla	pct	off	def	tot	avg							
FLORIDA A&M	11/14/08		12	0-1	.000	0-0	.000	0-2	.000	1	2	3	3.0	3	2	1	0	0	0	0.0
SE MISSOURI STATE	11/16/08		16	0-1	.000	0-0	.000	0-0	.000	0	1	1	2.0	1	3	1	1	2	0	0.0
EMPORIA STATE	11/19/08		14	1-1	1.000	0-0	.000	0-0	.000	0	1	1	1.7	1	0	1	0	2	2	0.7
at Cleveland State	11/22/08		17	0-3	.000	0-0	.000	0-0	.000	1	0	1	1.5	0	0	1	0	1	0	0.5
OAKLAND	11/25/08		1	0-0	.000	0-0	.000	0-0	.000	0	0	0	1.2	0	0	0	0	0	0	0.4
vs Kentucky	11/28/08		4	0-0	.000	0-0	.000	0-0	.000	0	0	0	1.0	3	0	0	0	0	0	0.3
vs Iowa	11/29/08		20	0-0	.000	0-0	.000	2-2	1.000	1	2	3	1.3	2	0	0	0	0	2	0.6
at Oregon	12/07/08		22	1-1	1.000	0-0	.000	0-0	.000	0	1	1	1.3	5	1	0	0	1	2	0.8
SOUTHERN MISS	12/11/08		10	0-0	.000	0-0	.000	0-0	.000	0	0	0	1.1	0	1	1	0	0	0	0.7
GARDNER-WEBB	12/14/08		10	2-3	.667	0-0	.000	0-0	.000	1	0	1	1.1	4	1	2	0	0	4	1.0
CENTENARY	12/20/08		6	0-0	.000	0-0	.000	0-0	.000	0	2	2	1.2	1	0	1	0	0	0	0.9
WAGNER	12/30/08		9	0-0	.000	0-0	.000	1-2	.500	0	0	0	1.1	0	2	1	0	0	1	0.9
IDAHO STATE	1/3/09		5	0-0	.000	0-0	.000	0-0	.000	0	1	1	1.1	2	0	0	0	0	0	0.8
OKLAHOMA	1/10/09		11	0-0	.000	0-0	.000	0-0	.000	0	4	4	1.3	2	0	1	0	0	0	0.8
at Kansas	1/13/09		4	0-0	.000	0-0	.000	0-0	.000	0	2	2	1.3	2	0	0	0	0	0	0.7
at Nebraska	1/17/09	*	20	1-1	1.000	0-0	.000	2-2	1.000	3	2	5	1.6	4	2	3	0	1	4	0.9
BAYLOR	1/21/09		3	0-0	.000	0-0	.000	0-0	.000	0	0	0	1.5	0	0	1	0	0	0	0.9
at Colorado	1/24/09		2	0-0	.000	0-0	.000	0-0	.000	0	0	0	1.4	1	0	0	0	0	0	0.8
MISSOURI	1/28/09		7	1-2	.500	0-0	.000	0-0	.000	1	2	3	1.5	0	1	1	0	0	2	0.9
at Texas	1/31/09		5	0-0	.000	0-0	.000	0-0	.000	1	0	1	1.5	0	0	0	0	0	0	0.9
IOWA STATE	2/3/09		7	0-2	.000	0-0	.000	0-0	.000	1	2	3	1.5	1	0	0	0	0	0	0.8
at Texas A&M	2/7/09		6	0-1	.000	0-0	.000	0-0	.000	1	0	1	1.5	1	0	0	0	0	0	0.8
TEXAS TECH	2/11/09		16	1-3	.333	0-0	.000	3-3	1.000	3	1	4	1.6	1	2	0	0	1	5	1.0
KANSAS	2/14/09		1	0-0	.000	0-0	.000	0-0	.000	0	0	0	1.5	0	0	0	0	0	0	0.9
NC CENTRAL	2/17/09		12	0-0	.000	0-0	.000	2-2	1.000	0	0	0	1.5	4	2	1	0	1	2	1.0
at Missouri	02-25-09		3	0-0	.000	0-0	.000	0-0	.000	0	0	0	1.4	1	0	1	0	0	0	0.9
Totals		1	243	7-19	.368	0-0	.000	10-13	.769	14	23	37	1.4	39	17	17	1	9	24	0.9

Games played: 26
Minutes/game: 9.3
Points/game: 0.9
FG Pct: 36.8
FT Pct: 76.9

Rebounds/game: 1.4
Assists/game: 0.7
Turnovers/game: 0.7
Assist/turnover ratio: 1.0
Steals/game: 0.3
Blocks/game: 0.0

2008-09 Kansas State Men's Basketball
Kansas State Individual Game-by-Game (as of Feb 25, 2009)
All games

#32 Samuels, Jamar

Opponent	Date	gs	min	Total		3-Pointers		Free throws		Rebounds				pf	a	t/o	blk	stl	pts	avg
				fg-fga	pct	3fg-fga	pct	ft-fa	pct	off	def	tot	avg							
FLORIDA A&M	11/14/08		21	4-6	.667	0-0	.000	3-4	.750	2	3	5	5.0	3	2	0	3	0	11	11.0
SE MISSOURI STATE	11/16/08		26	7-10	.700	0-0	.000	2-6	.333	1	7	8	6.5	3	2	0	0	0	16	13.5
EMPORIA STATE	11/19/08		25	5-8	.625	0-0	.000	1-9	.111	4	4	8	7.0	1	2	0	0	2	11	12.7
at Cleveland State	11/22/08		28	5-8	.625	0-0	.000	5-6	.833	3	2	5	6.5	2	2	1	1	1	15	13.3
OAKLAND	11/25/08		13	1-2	.500	0-0	.000	0-0	.000	1	2	3	5.8	4	1	2	0	1	2	11.0
vs Kentucky	11/28/08		23	1-4	.250	0-0	.000	0-1	.000	1	2	3	5.3	5	0	1	1	1	2	9.5
vs Iowa	11/29/08		17	4-8	.500	0-0	.000	5-8	.625	4	1	5	5.3	4	1	1	1	0	13	10.0
at Oregon	12/07/08		26	3-6	.500	0-0	.000	8-8	1.000	1	1	2	4.9	1	0	1	2	0	14	10.5
SOUTHERN MISS	12/11/08		4	0-1	.000	0-0	.000	0-0	.000	0	2	2	4.6	2	0	2	1	1	0	9.3
GARDNER-WEBB	12/14/08		17	6-6	1.000	0-0	.000	8-11	.727	2	5	7	4.8	1	2	1	1	2	20	10.4
CENTENARY	12/20/08	*	27	2-7	.286	0-0	.000	4-6	.667	5	3	8	5.1	3	6	1	3	0	8	10.2
WAGNER	12/30/08		19	0-1	.000	0-0	.000	0-2	.000	1	3	4	5.0	3	1	0	1	0	0	9.3
IDAHO STATE	1/3/09		20	5-6	.833	0-0	.000	5-8	.625	3	2	5	5.0	2	1	0	1	0	15	9.8
CHICAGO STATE	1/5/09		13	3-5	.600	0-1	.000	4-6	.667	0	3	3	4.9	1	0	1	0	2	10	9.8
OKLAHOMA	1/10/09		17	3-4	.750	0-0	.000	1-3	.333	2	3	5	4.9	4	0	0	1	1	7	9.6
at Kansas	1/13/09		30	2-5	.400	0-1	.000	7-10	.700	2	4	6	4.9	5	0	2	2	0	11	9.7
at Nebraska	1/17/09	*	15	1-2	.500	0-0	.000	1-3	.333	1	1	2	4.8	3	1	5	1	0	3	9.3
BAYLOR	1/21/09		20	3-4	.750	0-0	.000	2-2	1.000	3	3	6	4.8	3	0	1	0	0	8	9.2
at Colorado	1/24/09		25	2-6	.333	0-0	.000	4-6	.667	1	4	5	4.8	2	0	0	0	0	8	9.2
MISSOURI	1/28/09		24	7-9	.778	1-1	1.000	3-5	.600	4	2	6	4.9	1	4	0	2	0	18	9.6
at Texas	1/31/09		25	1-7	.143	0-0	.000	4-6	.667	5	2	7	5.0	3	0	1	1	1	6	9.4
IOWA STATE	2/3/09		13	3-5	.600	0-0	.000	3-5	.600	2	1	3	4.9	4	1	2	0	1	9	9.4
at Texas A&M	2/7/09		19	1-8	.125	0-0	.000	2-3	.667	3	1	4	4.9	3	1	1	1	1	4	9.2
TEXAS TECH	2/11/09		15	2-5	.400	0-0	.000	1-1	1.000	1	2	3	4.8	4	1	2	0	0	5	9.0
KANSAS	2/14/09		16	0-2	.000	0-0	.000	0-1	.000	0	1	1	4.6	1	0	1	1	0	0	8.6
NC CENTRAL	2/17/09		25	6-8	.750	0-0	.000	2-8	.250	1	5	6	4.7	1	2	3	1	2	14	8.8
at Iowa State	2/21/09		26	4-7	.571	0-0	.000	5-7	.714	5	5	10	4.9	3	0	1	2	2	13	9.0
at Missouri	02-25-09		20	1-3	.333	0-0	.000	1-2	.500	3	1	4	4.9	4	0	1	0	0	3	8.8
Totals		2	569	82-153	.536	1-3	.333	81-137	.591	61	75	136	4.9	76	30	31	27	18	246	8.8

Games played: 28
Minutes/game: 20.3
Points/game: 8.8
FG Pct: 53.6
3FG Pct: 33.3
FT Pct: 59.1

Rebounds/game: 4.9
Assists/game: 1.1
Turnovers/game: 1.1
Assist/turnover ratio: 1.0
Steals/game: 0.6
Blocks/game: 1.0

2008-09 Kansas State Men's Basketball
Kansas State Individual Game-by-Game (as of Feb 25, 2009)
All games

#33 Ojeleye, Victor

Opponent	Date	gs	min	Total		3-Pointers		Free throws		Rebounds				pf	a	t/o	blk	stl	pts	avg
				fg-fga	pct	3fg-fga	pct	ft-fta	pct	off	def	tot	avg							
FLORIDA A&M	11/14/08		8	0-0	.000	0-0	.000	1-4	.250	1	2	3	3.0	0	1	0	0	0	1	1.0
SE MISSOURI STATE	11/16/08		12	3-6	.500	0-0	.000	1-2	.500	1	3	4	3.5	4	0	0	0	0	7	4.0
EMPORIA STATE	11/19/08		2	0-0	.000	0-0	.000	0-0	.000	0	1	1	2.7	0	0	0	0	0	0	2.7
OAKLAND	11/25/08		2	0-0	.000	0-0	.000	0-0	.000	0	0	0	2.0	2	0	1	0	0	0	2.0
GARDNER-WEBB	12/14/08		5	1-2	.500	0-0	.000	0-2	.000	0	4	4	2.4	0	0	0	0	0	2	2.0
CENTENARY	12/20/08		2	0-0	.000	0-0	.000	0-0	.000	0	0	0	2.0	0	0	0	0	0	0	1.7
WAGNER	12/30/08		4	0-1	.000	0-0	.000	0-0	.000	0	1	1	1.9	0	0	0	0	0	0	1.4
IDAHO STATE	1/3/09		5	0-0	.000	0-0	.000	0-0	.000	0	0	0	1.6	0	0	0	0	0	0	1.3
CHICAGO STATE	1/5/09		10	1-2	.500	0-0	.000	0-0	.000	1	2	3	1.8	0	1	1	1	0	2	1.3
OKLAHOMA	1/10/09		0	0-0	.000	0-0	.000	0-0	.000	0	0	0	1.6	0	0	0	0	0	0	1.2
at Kansas	1/13/09		1	0-0	.000	0-0	.000	0-0	.000	0	0	0	1.5	0	0	0	0	0	0	1.1
TEXAS TECH	2/11/09		1	0-1	.000	0-0	.000	0-0	.000	0	0	0	1.3	0	0	0	0	0	0	1.0
NC CENTRAL	2/17/09		4	1-1	1.000	0-0	.000	2-2	1.000	0	0	0	1.2	0	0	0	0	0	4	1.2
at Missouri	02-25-09		0	0-1	.000	0-0	.000	0-0	.000	0	0	0	1.1	0	0	0	0	0	0	1.1
Totals		0	56	6-14	.429	0-0	.000	4-10	.400	3	13	16	1.1	6	2	2	1	0	16	1.1

Games played: 14
Minutes/game: 4.0
Points/game: 1.1
FG Pct: 42.9
FT Pct: 40.0

Rebounds/game: 1.1
Assists/game: 0.1
Turnovers/game: 0.1
Assist/turnover ratio: 1.0
Blocks/game: 0.1

2008-09 Kansas State Men's Basketball
Kansas State Individual Game-by-Game (as of Feb 25, 2009)
All games

#40 Anderson, Ron

Opponent	Date	gs	min	Total		3-Pointers		Free throws		Rebounds				pf	a	t/o	blk	stl	pts	avg
				fg-fga	pct	3fg-fga	pct	ft-fa	pct	off	def	tot	avg							
FLORIDA A&M	11/14/08		19	3-4	.750	0-0	.000	3-4	.750	3	9	12	12.0	1	4	2	0	1	9	9.0
SE MISSOURI STATE	11/16/08		2	0-0	.000	0-0	.000	0-0	.000	0	1	1	6.5	0	0	0	0	0	0	4.5
EMPORIA STATE	11/19/08		23	4-9	.444	0-0	.000	2-4	.500	5	5	10	7.7	1	0	1	0	2	10	6.3
at Cleveland State	11/22/08		26	0-2	.000	0-0	.000	2-4	.500	3	4	7	7.5	1	2	2	2	0	2	5.3
OAKLAND	11/25/08		22	1-2	.500	0-0	.000	1-4	.250	3	3	6	7.2	2	3	1	0	0	3	4.8
vs Kentucky	11/28/08		15	0-2	.000	0-0	.000	0-0	.000	1	1	2	6.3	3	0	0	0	0	0	4.0
vs Iowa	11/29/08		17	1-1	1.000	0-0	.000	1-6	.167	2	2	4	6.0	1	0	1	0	0	3	3.9
at Oregon	12/07/08		20	6-7	.857	0-0	.000	0-3	.000	3	2	5	5.9	2	1	0	0	2	12	4.9
SOUTHERN MISS	12/11/08		24	2-3	.667	0-0	.000	3-5	.600	1	2	3	5.6	2	2	0	1	0	7	5.1
GARDNER-WEBB	12/14/08		17	3-4	.750	0-0	.000	1-2	.500	2	1	3	5.3	2	1	0	1	1	7	5.3
CENTENARY	12/20/08		22	1-3	.333	0-0	.000	3-6	.500	2	5	7	5.5	1	2	1	0	2	5	5.3
WAGNER	12/30/08		15	2-3	.667	0-0	.000	3-6	.500	5	2	7	5.6	2	1	1	0	0	7	5.4
IDAHO STATE	1/3/09		22	3-4	.750	0-0	.000	2-6	.333	3	4	7	5.7	2	1	1	0	2	8	5.6
CHICAGO STATE	1/5/09		26	2-3	.667	0-0	.000	7-9	.778	3	6	9	5.9	3	1	1	2	1	11	6.0
OKLAHOMA	1/10/09		25	0-1	.000	0-0	.000	1-3	.333	4	3	7	6.0	3	1	3	1	1	1	5.7
at Kansas	1/13/09		24	1-3	.333	0-1	.000	1-2	.500	5	3	8	6.1	2	0	2	1	0	3	5.5
at Nebraska	1/17/09		17	2-2	1.000	0-0	.000	2-3	.667	1	4	5	6.1	1	0	1	0	1	6	5.5
BAYLOR	1/21/09		4	0-0	.000	0-0	.000	0-0	.000	0	0	0	5.7	0	0	0	0	0	0	5.2
at Colorado	1/24/09		12	2-3	.667	0-0	.000	0-1	.000	2	1	3	5.6	1	1	1	0	0	4	5.2
MISSOURI	1/28/09		16	0-3	.000	0-0	.000	0-1	.000	2	2	4	5.5	4	2	0	1	0	0	4.9
at Texas	1/31/09		33	1-3	.333	0-0	.000	5-9	.556	2	7	9	5.7	4	3	2	0	1	7	5.0
IOWA STATE	2/3/09		9	0-0	.000	0-0	.000	0-0	.000	0	1	1	5.5	0	1	1	0	0	0	4.8
at Texas A&M	2/7/09		18	2-6	.333	0-0	.000	1-1	1.000	3	4	7	5.5	4	0	2	0	3	5	4.8
TEXAS TECH	2/11/09		17	3-5	.600	0-0	.000	0-0	.000	1	1	2	5.4	1	2	0	0	1	6	4.8
KANSAS	2/14/09		17	1-1	1.000	0-0	.000	0-0	.000	2	2	4	5.3	4	1	2	1	1	2	4.7
NC CENTRAL	2/17/09		21	4-7	.571	0-0	.000	4-4	1.000	4	6	10	5.5	0	2	2	1	1	12	5.0
at Iowa State	2/21/09		12	0-2	.000	0-0	.000	0-0	.000	1	0	1	5.3	1	0	0	1	0	0	4.8
at Missouri	02-25-09		25	1-5	.200	0-0	.000	1-4	.250	3	7	10	5.5	4	0	2	0	0	3	4.8
Totals		0	520	45-88	.511	0-1	.000	43-87	.494	66	88	154	5.5	52	31	29	12	20	133	4.8

Games played: 28
Minutes/game: 18.6
Points/game: 4.8
FG Pct: 51.1
3FG Pct: 0.0
FT Pct: 49.4

Rebounds/game: 5.5
Assists/game: 1.1
Turnovers/game: 1.0
Assist/turnover ratio: 1.1
Steals/game: 0.7
Blocks/game: 0.4

2008-09 Kansas State Men's Basketball
Kansas State Individual Game-by-Game (as of Feb 25, 2009)
All games

#42 Kent, Darren

Opponent	Date	gs	min	Total		3-Pointers		Free throws		Rebounds				pf	a	t/o	blk	stl	pts	avg	
				fg-fga	pct	3fg-fga	pct	ft-flt	pct	off	def	tot	avg								
FLORIDA A&M	11/14/08	*	22	2-7	.286	1-1	1.000	4-6	.667	3	3	6	6.0	4	1	1	1	1	9	9.0	
SE MISSOURI STATE	11/16/08	*	24	7-13	.538	0-2	.000	1-4	.250	5	7	12	9.0	1	0	0	0	0	15	12.0	
EMPORIA STATE	11/19/08	*	16	3-3	1.000	0-0	.000	1-2	.500	1	4	5	7.7	4	4	1	0	3	7	10.3	
at Cleveland State	11/22/08	*	24	4-7	.571	1-2	.500	5-6	.833	3	7	10	8.3	2	2	3	0	1	14	11.3	
OAKLAND	11/25/08	*	13	1-4	.250	0-1	.000	2-2	1.000	0	2	2	7.0	4	1	1	1	0	4	9.8	
vs Kentucky	11/28/08	*	29	2-6	.333	0-1	.000	8-10	.800	4	2	6	6.8	5	1	8	0	1	12	10.2	
vs Iowa	11/29/08	*	15	2-6	.333	0-1	.000	0-0	.000	1	2	3	6.3	3	0	3	0	0	4	9.3	
at Oregon	12/07/08	*	15	1-4	.250	0-0	.000	2-2	1.000	1	1	2	5.8	2	0	2	0	0	4	8.6	
SOUTHERN MISS	12/11/08	*	26	1-7	.143	0-1	.000	9-9	1.000	3	4	7	5.9	2	2	1	3	0	11	8.9	
GARDNER-WEBB	12/14/08	*	16	1-3	.333	0-0	.000	2-2	1.000	2	1	3	5.6	2	3	1	1	1	4	8.4	
CENTENARY	12/20/08	*	25	9-14	.643	1-1	1.000	5-6	.833	5	5	10	6.0	2	0	4	1	0	24	9.8	
WAGNER	12/30/08	*	21	0-3	.000	0-0	.000	0-0	.000	2	3	5	5.9	4	0	3	2	0	0	9.0	
IDAHO STATE	1/3/09	*	17	2-5	.400	1-1	1.000	3-4	.750	3	2	5	5.8	1	3	2	0	0	8	8.9	
CHICAGO STATE	1/5/09	*	23	2-9	.222	0-0	.000	9-12	.750	8	4	12	6.3	1	1	2	1	2	13	9.2	
OKLAHOMA	1/10/09	*	20	1-5	.200	0-0	.000	2-4	.500	4	2	6	6.3	2	0	0	0	0	4	8.9	
at Kansas	1/13/09	*	9	1-2	.500	1-1	1.000	0-0	.000	0	2	2	6.0	2	1	2	0	0	3	8.5	
at Nebraska	1/17/09		30	4-10	.400	0-1	.000	2-4	.500	2	1	3	5.8	3	1	4	1	0	10	8.6	
BAYLOR	1/21/09	*	23	5-9	.556	1-1	1.000	0-0	.000	3	0	3	5.7	2	2	1	0	2	11	8.7	
at Colorado	1/24/09	*	23	3-5	.600	1-1	1.000	6-7	.857	1	6	7	5.7	4	3	2	0	0	13	8.9	
MISSOURI	1/28/09	*	21	2-7	.286	0-3	.000	0-0	.000	0	2	2	5.6	3	1	4	1	0	4	8.7	
at Texas	1/31/09	*	27	2-5	.400	0-0	.000	1-2	.500	3	4	7	5.6	5	2	2	2	1	5	8.5	
IOWA STATE	2/3/09	*	29	4-10	.400	0-4	.000	2-2	1.000	1	8	9	5.8	4	0	2	1	0	10	8.6	
at Texas A&M	2/7/09	*	32	5-12	.417	1-3	.333	2-2	1.000	5	4	9	5.9	3	0	1	0	0	13	8.8	
TEXAS TECH	2/11/09	*	25	8-10	.800	1-2	.500	1-2	.500	1	5	6	5.9	2	4	2	1	2	18	9.2	
KANSAS	2/14/09	*	31	5-13	.385	0-2	.000	2-2	1.000	1	1	2	5.8	5	4	1	0	0	12	9.3	
NC CENTRAL	2/17/09	*	5	1-2	.500	0-1	.000	0-0	.000	1	0	1	5.6	0	0	0	0	0	2	9.0	
at Iowa State	2/21/09	*	29	2-7	.286	0-0	.000	4-4	1.000	2	4	6	5.6	2	0	2	0	1	8	9.0	
at Missouri	02-25-09	*	18	3-8	.375	1-1	1.000	0-0	.000	6	1	7	5.6	5	2	1	0	0	7	8.9	
Totals			27	608	83-196	.423	10-31	.323	73-94	.777	71	87	158	5.6	79	38	56	16	15	249	8.9

Games played: 28
Minutes/game: 21.7
Points/game: 8.9
FG Pct: 42.3
3FG Pct: 32.3
FT Pct: 77.7

Rebounds/game: 5.6
Assists/game: 1.4
Turnovers/game: 2.0
Assist/turnover ratio: 0.7
Steals/game: 0.5
Blocks/game: 0.6

2008-09 Kansas State Men's Basketball
Kansas State Individual Game-by-Game (as of Feb 25, 2009)
All games

#54 Herrera, Abdul

Opponent	Date	gs	min	Total		3-Pointers		Free throws		Rebounds				pf	a	t/o	blk	stl	pts	avg
				fg-fga	pct	3fg-fga	pct	ft-fta	pct	off	def	tot	avg							
OAKLAND	11/25/08		5	0-0	.000	0-0	.000	0-2	.000	1	0	1	1.0	0	0	0	0	0	0	0.0
vs Kentucky	11/28/08		0	0-0	.000	0-0	.000	0-0	.000	0	0	0	0.5	0	0	0	0	0	0	0.0
vs Iowa	11/29/08		8	0-2	.000	0-0	.000	1-2	.500	1	1	2	1.0	0	0	0	2	0	1	0.3
GARDNER-WEBB	12/14/08		5	2-2	1.000	0-0	.000	0-0	.000	1	1	2	1.3	0	1	0	1	0	4	1.3
Totals		0	18	2-4	.500	0-0	.000	1-4	.250	3	2	5	1.3	0	1	0	3	0	5	1.3

Games played: 4
Minutes/game: 4.5
Points/game: 1.3
FG Pct: 50.0
FT Pct: 25.0

Rebounds/game: 1.3
Assists/game: 0.3
Assist/turnover ratio: 99.9
Blocks/game: 0.8

#TM TEAM

Opponent	Date	gs	min	Total		3-Pointers		Free throws		Rebounds				pf	a	t/o	blk	stl	pts	avg
				fg-fga	pct	3fg-fga	pct	ft-fta	pct	off	def	tot	avg							
FLORIDA A&M	11/14/08		0	0-0	.000	0-0	.000	0-0	.000	3	1	4	4.0	0	0	0	0	0	0	0.0
SE MISSOURI STATE	11/16/08		0	0-0	.000	0-0	.000	0-0	.000	1	1	2	3.0	0	0	0	0	0	0	0.0
EMPORIA STATE	11/19/08		0	0-0	.000	0-0	.000	0-0	.000	0	3	3	3.0	0	0	0	0	0	0	0.0
at Cleveland State	11/22/08		0	0-0	.000	0-0	.000	0-0	.000	3	2	5	3.5	0	0	0	0	0	0	0.0
OAKLAND	11/25/08		0	0-0	.000	0-0	.000	0-0	.000	2	0	2	3.2	0	0	0	0	0	0	0.0
vs Kentucky	11/28/08		0	0-0	.000	0-0	.000	0-0	.000	1	0	1	2.8	0	0	0	0	0	0	0.0
vs Iowa	11/29/08		0	0-0	.000	0-0	.000	0-0	.000	0	1	1	2.6	0	0	0	0	0	0	0.0
at Oregon	12/07/08		0	0-0	.000	0-0	.000	0-0	.000	5	0	5	2.9	0	0	0	0	0	0	0.0
SOUTHERN MISS	12/11/08		0	0-0	.000	0-0	.000	0-0	.000	1	2	3	2.9	0	0	0	0	0	0	0.0
GARDNER-WEBB	12/14/08		0	0-0	.000	0-0	.000	0-0	.000	1	4	5	3.1	0	0	0	0	0	0	0.0
CENTENARY	12/20/08		0	0-0	.000	0-0	.000	0-0	.000	2	0	2	3.0	0	0	0	0	0	0	0.0
WAGNER	12/30/08		0	0-0	.000	0-0	.000	0-0	.000	1	3	4	3.1	0	0	0	0	0	0	0.0
IDAHO STATE	1/3/09		0	0-0	.000	0-0	.000	0-0	.000	2	2	4	3.2	0	0	0	0	0	0	0.0
CHICAGO STATE	1/5/09		0	0-0	.000	0-0	.000	0-0	.000	1	2	3	3.1	0	0	0	0	0	0	0.0
OKLAHOMA	1/10/09		0	0-0	.000	0-0	.000	0-0	.000	5	3	8	3.5	0	0	0	0	0	0	0.0
at Kansas	1/13/09		0	0-0	.000	0-0	.000	0-0	.000	1	1	2	3.4	0	0	0	0	0	0	0.0
at Nebraska	1/17/09		0	0-0	.000	0-0	.000	0-0	.000	4	2	6	3.5	0	0	0	0	0	0	0.0
BAYLOR	1/21/09		0	0-0	.000	0-0	.000	0-0	.000	1	1	2	3.4	0	0	0	0	0	0	0.0
at Colorado	1/24/09		0	0-0	.000	0-0	.000	0-0	.000	1	0	1	3.3	0	0	0	0	0	0	0.0
MISSOURI	1/28/09		0	0-0	.000	0-0	.000	0-0	.000	2	2	4	3.4	0	0	0	0	0	0	0.0
at Texas	1/31/09		0	0-0	.000	0-0	.000	0-0	.000	2	2	4	3.4	0	0	0	0	0	0	0.0
IOWA STATE	2/3/09		0	0-0	.000	0-0	.000	0-0	.000	2	2	4	3.4	0	0	0	0	0	0	0.0
at Texas A&M	2/7/09		0	0-0	.000	0-0	.000	0-0	.000	4	3	7	3.6	0	0	0	0	0	0	0.0
TEXAS TECH	2/11/09		0	0-0	.000	0-0	.000	0-0	.000	0	2	2	3.5	0	0	0	0	0	0	0.0
KANSAS	2/14/09		0	0-0	.000	0-0	.000	0-0	.000	2	0	2	3.4	0	0	0	0	0	0	0.0
NC CENTRAL	2/17/09		0	0-0	.000	0-0	.000	0-0	.000	0	1	1	3.3	0	0	0	0	0	0	0.0
at Iowa State	2/21/09		0	0-0	.000	0-0	.000	0-0	.000	1	1	2	3.3	0	0	0	0	0	0	0.0
at Missouri	02-25-09		0	0-0	.000	0-0	.000	0-0	.000	5	2	7	3.4	0	0	0	0	0	0	0.0
Totals		0	0	0-0	.000	0-0	.000	0-0	.000	53	43	96	3.4	0	0	0	0	0	0	0.0

Games played: 28

Rebounds/game: 3.4

2008-09 ROSTER

NUMERICAL

No	Name	Pos	Ht	Wt	Yr-Exp	Hometown (Schools)
0	Jacob Pullen	G	6-0	200	So.-1L	Maywood, Ill. (Proviso East)
1	Fred Brown	G	6-2	190	So.-1L	West Palm Beach, Fla. (William T. Dwyer)
13	Justin Werner*	G	6-3	190	Fr.-HS	Topeka, Kan. (Washburn Rural)
15	Luis Colón	C	6-10	265	Jr.-2L	Carolina, Puerto Rico (Krop [Fla.])
21	Denis Clemente	G	6-1	175	Jr.-TR	Bayamon, Puerto Rico (Calusa [Fla.] Prep/Univ. of Miami)
23	Dominique Sutton	F	6-5	210	So.-1L	Durham, N.C. (The Patterson [N.C.] School)
24	Curtis Kelly#	F	6-8	250	Jr.-TR	Queens, N.Y. (Rice/Univ. of Connecticut)
25	Onyebuchi [Buchi] Awaji	G	6-3	185	Jr.-TR	Los Angeles, Calif. (Loyola/Citrus College)
31	Chris Merriewether	G	6-3	210	Jr.-2L	Jacksonville, Fla. (Arlington Country Day)
32	Jamar Samuels	F	6-7	215	Fr.-RS	Washington, D.C. (The Patterson [N.C.] School)
33	Victor Ojeleye*	F	6-6	225	Fr.-HS	Ottawa, Kan. (Ottawa/The Patterson [N.C.] School)
40	Ron Anderson	F	6-8	255	So.-1L	Upper Marlboro, Md. (McCallie [Tenn.] School)
42	Darren Kent	F	6-11	230	Sr.-3L	Apple Valley, Minn. (Eastview)

ALPHABETICAL

No	Name	Pos	Ht	Wt	Yr-Exp	Hometown (Schools)
40	Ron Anderson	F	6-8	255	So.-1L	Upper Marlboro, Md. (McCallie [Tenn.] School)
25	Onyebuchi [Buchi] Awaji	G	6-3	185	Jr.-TR	Los Angeles, Calif. (Loyola/Citrus College)
1	Fred Brown	G	6-2	190	So.-1L	West Palm Beach, Fla. (William T. Dwyer)
21	Denis Clemente	G	6-1	175	Jr.-TR	Bayamon, Puerto Rico (Calusa [Fla.] Prep/Univ. of Miami)
15	Luis Colón	C	6-10	265	Jr.-2L	Carolina, Puerto Rico (Krop [Fla.])
24	Curtis Kelly#	F	6-8	250	Jr.-TR	Queens, N.Y. (Rice/Univ. of Connecticut)
42	Darren Kent	F	6-11	230	Sr.-3L	Apple Valley, Minn. (Eastview)
31	Chris Merriewether	G	6-3	210	Jr.-2L	Jacksonville, Fla. (Arlington Country Day)
33	Victor Ojeleye*	F	6-6	225	Fr.-HS	Ottawa, Kan. (Ottawa/The Patterson [N.C.] School)
0	Jacob Pullen	G	6-0	200	So.-1L	Maywood, Ill. (Proviso East)
32	Jamar Samuels	F	6-7	215	Fr.-RS	Washington, D.C. (The Patterson [N.C.] School)
23	Dominique Sutton	F	6-5	210	So.-1L	Durham, N.C. (The Patterson [N.C.] School)
13	Justin Werner*	G	6-3	190	Fr.-HS	Topeka, Kan. (Washburn Rural)

COACHING STAFF

Head Coach: Frank Martin, Second Season (Florida International, '93)

Associate Head Coach/Recruiting Coordinator: Dalonté Hill, Third Season (Charlotte, '01)

Assistant Coach: Brad Underwood, Third Season (Kansas State, '86)

Assistant Coach: Matt Figger, Second Season (Eastern Kentucky, '95)

Director of Basketball Operations: Andy Assaley, Third Season (Cincinnati, '96)

Director of Student-Athlete Development/Student Manager: Doug Edwards, First Season (Florida State, '07)

Strength and Conditioning Coach: Scott Greenawalt, Third Season (Muskingum College, '98)

Video Coordinator: Dylan Lockwood, Third Season (Cazenovia College, '05)

SUPPORT STAFF

Athletic Trainer: Mike Lopriore, First Season (Eastern Kentucky, '76)

Graduate Student Manager: Erik Pastrana, Second Season (Florida State, '07)

Administrative Assistant: Amanda Steffens, First Season (Kansas State, '08)

PRONUNCIATION

Andy ASSALEY	ASS-uh-lee
BUCHI AWAJI	BOO-chee Ah-wah-GEE
DENIS CLEMENTE	Den-NEE Kluh-MEN-tay
Luis COLON	CUH-loan
Victor OJELEYE	Oh-ZUH-lay
DALONTE Hill	Duh-LON-tay

*Walk-on

#Must sit out the 2008-09 season due to NCAA transfer rules.

RETURNING/LOST

Returning Starters (1)

Jacob Pullen

Starters Lost (4)

Michael Beasley

Clent Stewart

Bill Walker

Blake Young

Returning Lettermen (7)

Ron Anderson

Fred Brown

Luis Colón

Darren Kent

Chris Merriewether

Jacob Pullen

Dominique Sutton

Others Returning (2)

Denis Clemente

Jamar Samuels

Lettermen Lost (6)

Michael Beasley

James Franklin

Andre Gilbert

Clent Stewart

Bill Walker

Blake Young

BY POSITION

Forwards (6)

Ron Anderson

Luis Colón

Curtis Kelly

Darren Kent

Victor Ojeleye

Jamar Samuels

Guards (7)

Bushi Awaji

Fred Brown

Denis Clemente

Chris Merriewether

Jacob Pullen

Dominique Sutton

Justin Werner

BY HEIGHT

6-11 Darren Kent

6-10 Luis Colón

6-8 Ron Anderson

6-8 Curtis Kelly

6-7 Jamar Samuels

6-6 Victor Ojeleye

6-5 Dominique Sutton

6-3 Bushi Awaji

6-3 Chris Merriewether

6-3 Justin Werner

6-2 Fred Brown

6-1 Denis Clemente

6-0 Jacob Pullen