

NEBRASKA'S MEET-BY-MEET RESULTS

Overall: 29-10 | Big Ten: 16-4 | Home: 9-1 | Away: 5-2 | Neutral: 15-7 | vs. Top 25: 11-10

Date	Teams	Total	Vault	Bars	Beam	Floor	Result/Record
Jan. 15	Nebraska	195.700	49.000	49.425	48.250	49.025	W/1-0
	#18 Penn State	192.900	48.025	48.975	48.775	47.125	
Jan. 21	#10 Nebraska	196.050	49.175	49.100	48.500	49.275	1st/4/4-0
	at Rutgers	194.200	48.525	48.050	48.800	48.825	2nd/4
	Brown	190.650	48.150	47.950	46.275	48.275	3rd/4
	West Chester	190.475	48.000	46.625	47.550	48.300	4th/4
Jan. 28	#12 Nebraska	194.800	49.100	48.600	48.475	48.625	L/4-1
	at #10 Michigan	197.225	49.450	49.250	49.275	49.250	
Feb. 3	#20 Nebraska	194.450	49.275	49.100	48.075	48.000	3rd/4/5-3
	at #1 Oklahoma	197.675	49.275	49.550	49.550	49.300	1st/4
	#8 Denver	194.500	47.975	48.400	49.125	49.000	2nd/4
	Texas Woman's	193.000	48.825	48.275	47.575	48.325	4th/4
Feb. 5	#20 Nebraska	196.825	49.050	49.325	49.050	49.400	W/6-3
	#22 Iowa	195.725	48.775	49.050	48.775	49.125	
Feb. 11	#19 Nebraska	196.550	49.050	49.200	49.225	49.075	W/7-3
	at Minnesota	194.900	48.550	49.050	48.125	49.175	
GymQuarters Invitational							
Feb. 17	#16 Nebraska	197.125	49.250	49.200	49.125	49.550	1st/4/10-3
	at Lindenwood	194.000	48.450	48.375	48.600	48.575	2nd/4
	Brown	193.350	47.725	48.500	48.450	48.675	3rd/4
	Seattle Pacific	191.000	48.725	46.800	48.250	47.225	4th/4
Masters Classic							
Feb. 25	#15 Nebraska	197.175	49.150	49.325	49.275	49.425	1st/4/13-3
	#19 California	196.400	49.050	48.925	49.275	49.150	2nd/4
	#24 Utah State	196.200	48.875	49.125	49.125	49.075	3rd/4
	Southeast Missouri	190.325	47.700	47.275	46.675	48.675	4th/4
B1G Five Meet							
March 11	#13 Nebraska	196.650	49.175	49.425	48.725	49.325	1st/5/17-3
	at #19 Illinois	196.450	48.850	48.975	49.175	49.450	2nd/5
	#24 Ohio State	195.350	49.050	48.875	48.475	48.950	3rd/5
	Michigan State	194.650	48.675	48.425	48.400	49.150	4th/5
	Maryland	193.375	48.675	48.850	47.425	48.425	5th/5
Big Ten Championships							
March 18	#13 Nebraska	196.475	49.175	49.175	49.150	48.975	4th/10/23-6
	#9 Michigan	197.300	49.350	49.125	49.400	49.425	1st/10
	#20 Illinois	196.875	49.000	49.225	49.275	49.375	2nd/10
	#16 Iowa	196.725	49.075	49.150	49.400	49.100	3rd/10
	#24 Ohio State	195.525	48.975	48.975	48.575	49.000	5th/10
	Michigan State	195.200	48.350	48.650	48.725	49.475	T-6th/10
	Penn State	195.200	48.600	49.100	48.800	48.700	T-6th/10
	Minnesota	195.175	49.050	49.125	47.850	49.150	8th/10
	at Rutgers	194.700	48.675	48.500	48.625	48.900	9th/10
	Maryland	193.625	48.925	47.500	48.575	48.625	10th/10
NCAA Lincoln Regional							
April 1	#14 Nebraska	196.625	49.250	49.225	49.250	48.900	2nd/6/27-7
	#2 LSU	197.450	49.375	49.400	49.175	49.500	1st/6
	#11 Boise State	196.150	48.950	49.250	49.050	48.900	3rd/6
	Minnesota	195.575	48.950	49.000	48.750	48.875	4th/6
	#25 Arizona	195.500	48.825	48.775	49.000	48.900	5th/6
	Iowa State	195.250	48.875	49.025	48.375	48.975	6th/6
NCAA Semifinal II							
April 14	#14 Nebraska	197.2125	49.2500	49.2500	49.3000	49.4125	4th/6/29-10
	#2 LSU	198.2750	49.5625	49.4125	49.5875	49.7125	1st/6
	#3 Florida	197.8125	49.5125	49.4250	49.3875	49.4875	2nd/6
	#6 Alabama	197.6000	49.3625	49.4875	49.3625	49.3875	3rd/6
	#7 Michigan	196.4625	48.9750	49.3000	48.8125	49.3750	5th/6
	#10 Georgia	195.8000	48.9125	49.1625	48.5000	49.2250	6th/6

GYMNAST BIOS



JENNIE LAENG

5-7 | Senior | AA
West Middlesex, Pa.
Olympic Dreams Gymnastics
Kennedy Catholic High School
(Pronounced LANG)

Regional Qualifying Scores

V	UB	BB	FX	AA
9.845	9.850	9.815	9.865	39.345

2017 NOTES

- Finished 10th in the all-around with a score of 39.3750 at the NCAA Semifinal (4/14), while tying a season high on beam with a score of 9.875
- Honored as one of three Nebraska Heart & Soul Award winners across all Nebraska sports, NU Life Skills' most prestigious individual award
- Received a Nebraska Outstanding Scholar Award, which is presented to student-athletes in their final season of eligibility or who are graduating in May 2017 while carrying a 3.90 or better GPA
- Tied for fifth on vault with a 9.85 at the NCAA Lincoln Regional (4/1)
- Named Academic All-Big Ten on March 22
- Earned a spot on the Big Ten All-Championships Team for the third-consecutive year on uneven bars after tying for second on the event with a score of 9.90 at the conference meet (3/18), while tying a career high with a 39.400 in the all-around
- Named first-team All-Big Ten on March 13
- Named Big Ten Co-Gymnast of the Week on March 13
- Won all-around title with a career-high 39.400 at the B1G Five meet (3/11)
- Tied a career high and set a new season high with a 9.925 to finish second on floor at the Masters Classic (2/25)
- Earned all-around title with a 39.350, while winning the bars title with a 9.875 at GymQuarters Invitational (2/17)
- Won all-around title with a 39.325 and shared vault crown with a 9.85 at Minnesota (2/11)
- Tied a career high and set a new season high with a 9.90 on vault at Oklahoma (2/3) to finish second overall
- Won the all-around title with a 39.350 against Penn State (1/15) and shared the bars title with a 9.925
- Named to the preseason Big Ten Gymnasts to Watch list

CAREER HIGHS

- Vault:** 9.90 (3 times, last at Oklahoma, 2/3/17)
- Bars:** 9.95 (at Big Ten Championships, 3/21/15)
- Beam:** 9.90 (2 times, last at Penn State, 1/16/16)
- Floor:** 9.925 (2 times, last at Masters Classic, 2/25/17)
- All-Around:** 39.400 (2 times, last at Big Ten Championships, 3/18/17)

SEASON HIGHS

- Vault:** 9.90 (at Oklahoma, 2/3)
- Bars:** 9.925 (vs. Penn State, 1/15)
- Beam:** 9.875 (2 times, last at NCAA Semifinal, 4/14)
- Floor:** 9.925 (at Masters Classic, 2/25)
- All-Around:** 39.400 (2 times, last at Big Ten Championships, 3/18)

2017 MEET-BY-MEET

Date	Meet	Vault	Bars	Beam	Floor	All-Around
1/15	Penn State	9.75	9.925	9.85	9.825	39.350
1/21	at Rutgers Quad	9.825	--	9.45	9.825	--
1/28	at Michigan	9.825	9.775	9.75	9.775	39.125
2/3	at Oklahoma Quad	9.90	9.375	9.05	--	--
2/5	Iowa	9.85	9.875	9.725	9.85	39.300
2/11	at Minnesota	9.85	9.80	9.85	9.825	39.325
2/17	at GymQuarters Invitational	9.875	9.875	9.70	9.90	39.350
2/25	Masters Classic	9.775	9.10	9.80	9.925	38.600
3/11	at B1G Five	9.825	9.80	9.875	9.90	39.400
3/18	at Big Ten Championships	9.825	9.90	9.825	9.85	39.400
4/1	NCAA Lincoln Regional	9.85	9.85	9.175	9.825	38.700
4/14	at NCAA Semifinal	9.800	9.825	9.875	9.875	39.3750
Season Highs		9.90	9.925	9.875	9.925	39.400

CAREER INDIVIDUAL EVENT TITLES

Meet	Date	Event	Score
vs. Lindenwood	1/9/15	UB	9.875
vs. Iowa	2/7/15	UB	9.90
at Big Ten Championships	3/21/15	UB	9.95
at Arizona State	1/8/16	V	9.825
at Arizona State	1/8/16	UB	9.85
at Arizona State	1/8/16	BB	9.825
at Arizona State	1/8/16	FX	9.825
at Arizona State	1/8/16	AA	39.350
at Penn State	1/16/16	UB	9.875
vs. Michigan	1/29/16	V	9.85
vs. Michigan	1/29/16	UB	9.925
at Iowa 2/6/16	V	9.875	
vs. Minnesota	2/12/16	V	9.875
vs. Utah State	3/6/16	BB	9.875
at B1G Five	3/12/16	FX	9.925
vs. Penn State	1/15/17	UB	9.925
vs. Penn State	1/15/17	AA	39.350
at Minnesota	2/11/17	V	9.85
at Minnesota	2/11/17	AA	39.325
at GymQuarters Invitational	2/17/17	UB	9.875
at GymQuarters Invitational	2/17/17	AA	39.350
at B1G Five	3/11/17	AA	39.400



ASHLEY LAMBERT

5-0 | Senior | AA
Newport News, Va.
World Class Gymnastics
Menchville High School

Regional Qualifying Scores

V	UB	BB	FX	AA
9.855	9.850	--	9.890	--

2017 NOTES

- Earned second-team All-America honors on vault after finishing tied for fifth in both the NCAA Semifinal II and both sessions combined (4/14), tying a season high with a 9.90, while garnering second-team honors after tying for eighth on floor exercise in the second semifinal session with a score of 9.9125
- Named Academic All-Big Ten on March 22
- Named first-team All-Big Ten on March 13
- Won vault title with a 9.85 at the B1G Five meet (3/11), while finishing tied for second on floor with a 9.90
- Earned bars title with a career-high 9.90 at the Masters Classic (2/25)
- Won vault title with a season-high 9.90 at the GymQuarters Invitational (2/17)
- Named Big Ten Event Specialist of the Week on Feb. 13
- Won bars title with a score of 9.875 and won vault title with a 9.85 at Minnesota (2/11)
- Named Big Ten Co-Event Specialist of the Week on Feb. 6
- Won floor title against Iowa (2/5) with a season-high 9.925
- Won all-around (39.200), vault (9.875) and floor (9.90) titles at Rutgers (1/21)

CAREER HIGHS

- Vault:** 10.00 (2 times, last at Rutgers, 1/24/15)
- Bars:** 9.90 (at Masters Classic, 2/25/17)
- Beam:** 9.825 (2 times, last at Masters Classic, 2/27/16)
- Floor:** 9.95 (at UCLA, 2/21/15)
- All-Around:** 39.375 (vs. Penn State, 1/17/15)

SEASON HIGHS

- Vault:** 9.90 (2 times, last at NCAA Semifinal, 4/14)
- Bars:** 9.90 (at Masters Classic, 2/25)
- Beam:** 9.625 (at Rutgers, 1/21)
- Floor:** 9.925 (vs. Iowa, 2/5)
- All-Around:** 39.200 (at Rutgers, 1/21)

2017 MEET-BY-MEET

Date	Meet	Vault	Bars	Beam	Floor	All-Around
1/15	Penn State	9.825	9.875	9.60	--	--
1/21	at Rutgers Quad	9.875	9.80	9.625	9.90	39.200
1/28	at Michigan	9.85	--	--	--	--
2/3	at Oklahoma Quad	9.80	9.80	--	--	--
2/5	Iowa	9.80	9.85	--	9.925	--
2/11	at Minnesota	9.85	9.875	--	9.875	--
2/17	at GymQuarters Invitational	9.90	9.675	--	9.90	--
2/25	Masters Classic	9.85	9.90	--	9.875	--
3/11	at B1G Five	9.85	9.85	--	9.90	--
3/18	at Big Ten Championships	9.80	--	--	9.70	--
4/1	NCAA Lincoln Regional	9.825	9.80	--	9.575	--
4/14	at NCAA Semifinal	9.900	9.8875	--	9.9125	--
Season Highs		9.90	9.90	9.625	9.925	39.200

CAREER INDIVIDUAL EVENT TITLES

Meet	Date	Event	Score
at Iowa	1/24/14	V	9.90
vs. Lindenwood	1/9/15	V	9.875
vs. Lindenwood	1/9/15	FX	9.825
vs. Lindenwood	1/9/15	AA	39.175
vs. Penn State	1/17/15	V	10.00
vs. Penn State	1/17/15	UB	9.85
at Rutgers	1/24/15	V	10.00
vs. Iowa	2/7/15	V	9.925
at UCLA	2/21/15	FX	9.95
at B1G Five	3/14/15	V	9.90
at Rutgers	1/21/17	V	9.875
at Rutgers	1/21/17	FX	9.90
at Rutgers	1/21/17	AA	39.200
vs. Iowa	2/5/17	FX	9.925
at Minnesota	2/11/17	V	9.85
at Minnesota	2/11/17	UB	9.875
at GymQuarters Invitational	2/17/17	V	9.90
Masters Classic	2/25/17	UB	9.90
at B1G Five	3/11/17	V	9.85

GYMNAST BIOS

**DANIELLE BREEN**

5-4 | Junior | AA

Ames, Iowa

Triad Gymnastics

Gilbert High School

Regional Qualifying Scores

V	UB	BB	FX	AA
--	9.815	9.870	--	--

2017 NOTES

- Earned second-team All-America honors after finishing tied for sixth on beam at the NCAA Semifinal (4/14) with a score of 9.90
- Earned a Sam Foltz Hero 27 Leadership Award, which was presented to 27 student-athletes across all Nebraska's sports that exhibit strong leadership qualities, commitment to service and ability to encourage/empower peers
- Scored a career-high 9.95 on beam at the NCAA Lincoln Regional (4/1) to win the event title
- Named Academic All-Big Ten on March 22 as one of 12 winter honorees across eight sports and the only women's gymnast to sport a perfect GPA
- Named second-team All-Big Ten on March 13
- Finished tied for second on floor with a career-high-tying 9.90 at the B1G Five meet (3/11)
- Won beam title and tied a career high with a 9.925 at the GymQuarters Invitational (2/17)
- Tied a season high and finished second on beam with a 9.875 at Minnesota (2/11)
- Won first event title of the season and tied a season high with a 9.875 on beam against Iowa (2/5)
- Set a new season high with a 9.875 on beam at Oklahoma (2/3) to finish tied for fourth on the event, and tied a season high with a 9.825 on bars
- Tied for fourth on bars with a season-high 9.825 and tied for fifth on beam with a 9.825 at Michigan (1/28)
- Finished third on beam with a 9.825 against Penn State (1/15)

CAREER HIGHS

- **Vault:** 9.90 (at Big Ten Championships, 3/19/16)
- **Bars:** 9.90 (at Big Ten Championships, 3/19/16)
- **Beam:** 9.95 (at NCAA Lincoln Regional, 4/1/17)
- **Floor:** 9.90 (2 times, last at B1G Five, 3/11/17)
- **All-Around:** 39.500 (at Big Ten Championships, 3/19/16)

SEASON HIGHS

- **Bars:** 9.825 (5 times, last at NCAA Semifinal, 4/14)
- **Beam:** 9.95 (at NCAA Lincoln Regional, 4/1)
- **Floor:** 9.90 (at B1G Five, 3/11)

2017 MEET-BY-MEET

Date	Meet	Vault	Bars	Beam	Floor	All-Around
1/15	Penn State	--	9.775	9.825	9.775	--
1/21	at Rutgers Quad	--	9.775	9.775	--	--
1/28	at Michigan	--	9.825	9.825	--	--
2/3	at Oklahoma Quad	--	9.825	9.875	8.975	--
2/5	Iowa	--	9.80	9.875	--	--
2/11	at Minnesota	--	9.80	9.875	--	--
2/17	at GymQuarters Invitational	--	9.825	9.925	--	--
2/25	Masters Classic	--	--	9.875	9.10	--
3/11	at B1G Five	--	9.825	9.80	9.90	--
3/18	at Big Ten Championships	--	9.80	9.85	9.825	--
4/1	NCAA Lincoln Regional	--	9.15	9.95	9.75	--
4/14	at NCAA Semifinal	--	9.825	9.900	9.850	--
Season Highs		--	9.825	9.95	9.90	--

CAREER INDIVIDUAL EVENT TITLES

Meet	Date	Event	Score
Masters Classic	2/27/16	V	9.875
Masters Classic	2/27/16	BB	9.90
Masters Classic	2/27/16	AA	39.475
vs. Utah State	3/6/16	BB	9.875
at B1G Five	3/12/16	AA	39.475
at B1G Five	3/12/16	BB	9.925
vs. Iowa	2/5/17	BB	9.875
at GymQuarters Invitational	2/17/17	BB	9.925
NCAA Lincoln Regional	4/1/17	BB	9.95

**ABBIE EPPERSON**

5-2 | Junior | AA

Allen, Texas

Metroplex Gymnastics

Allen High School/Maryland

Regional Qualifying Scores

V	UB	BB	FX	AA
9.790	9.555	9.550	--	--

2017 NOTES

- Tied a season high with a 9.825 on beam at the NCAA Semifinal (4/14)
- Set a career high with a 9.925 on bars to finish tied for second at the B1G Five meet (3/11)
- Tied a season high with a score of 9.825 on beam at the Masters Classic (2/25)
- Scored a season-high 9.825 on beam at the GymQuarters Invitational (2/17)
- Posted a season-high score of 9.825 on vault at Oklahoma (2/3)
- Saw first action of season at Rutgers (1/21), posting scores of 9.775 on vault, 9.825 on bars and 9.825 on floor

CAREER HIGHS

- **Vault:** 9.90 (at Big Ten Championships, 3/21/15)*
- **Bars:** 9.925 (at B1G Five, 3/11/17)
- **Beam:** 9.85 (3 times, last at B1G Five, 3/12/16)*
- **Floor:** 9.85 (2 times, last at Big Ten Championships, 3/19/16)*
- **All-Around:** 38.975 (at Minnesota, 1/16/16)*

*Scored while competing for Maryland

SEASON HIGHS

- **Vault:** 9.825 (2 times, last at B1G Five, 3/11)
- **Bars:** 9.925 (at B1G Five, 3/11)
- **Beam:** 9.825 (3 times, last at NCAA Semifinal, 4/14)
- **Floor:** 9.825 (at Rutgers, 1/21)
- **All-Around:** 38.700 (at B1G Five, 3/11)

2017 MEET-BY-MEET

Date	Meet	Vault	Bars	Beam	Floor	All-Around
1/15	Penn State	--	--	--	--	--
1/21	at Rutgers Quad	9.775	9.825	--	9.825	--
1/28	at Michigan	9.775	8.475	9.275	9.775	37.300
2/3	at Oklahoma Quad	9.825	--	9.625	9.65	--
2/5	Iowa	9.675	--	--	--	--
2/11	at Minnesota	9.70	--	--	--	--
2/17	at GymQuarters Invitational	9.80	9.825	9.825	--	--
2/25	Masters Classic	9.70	9.825	9.825	--	--
3/11	at B1G Five	9.825	9.925	9.225	9.725	38.700
3/18	at Big Ten Championships	9.775	9.825	9.80	--	--
4/1	NCAA Lincoln Regional	--	9.85	9.725	--	--
4/14	at NCAA Semifinal	--	9.8375	9.825	--	--
Season Highs		9.825	9.925	9.825	9.825	38.700

CAREER INDIVIDUAL EVENT TITLES

Meet	Date	Event	Score
at Iowa*	1/30/15	V	9.85
at Iowa*	1/30/15	UB	9.90
at Texas Woman's*	3/1/15	V	9.85
at Pittsburgh*	1/10/16	UB	9.875
vs. Arkansas*	2/19/16	UB	9.80

*Event titles won competing for Maryland

GYMNAST BIOS

**GRACE WILLIAMS**

5-1 | Junior | AA

Linden, Mich.

Twistars USA

Brighton High School

Regional Qualifying Scores

V	UB	BB	FX	AA
--	--	9.850	9.805	--

2017 NOTES

- Tied for third on beam with a score of 9.90 at the NCAA Lincoln Regional (4/1)
- Named Academic All-Big Ten on March 22
- Won beam title and tied a career high with a 9.95 at the B1G Five meet (3/11)
- Set a new season high with a 9.875 on floor and finished second on beam with a 9.85 at the GymQuarters Invitational (2/17)
- Won first event title of the season with a season-high 9.875 on beam against Iowa (2/5)
- Tied for second on beam with a score of 9.85 at Rutgers (1/21)

CAREER HIGHS

- **Vault:** 9.90 (at B1G Five, 3/14/15)
- **Bars:** 9.925 (vs. Utah State, 3/6/16)
- **Beam:** 9.95 (2 times, last at B1G Five, 3/11/17)
- **Floor:** 9.925 (at Iowa, 2/6/16)
- **All-Around:** 39.500 (vs. Michigan, 1/29/16)

SEASON HIGHS

- **Vault:** 9.825 (at NCAA Lincoln Regional, 4/1)
- **Beam:** 9.95 (at B1G Five, 3/11)
- **Floor:** 9.875 (at GymQuarters Invitational, 2/17)

2017 MEET-BY-MEET

Date	Meet	Vault	Bars	Beam	Floor	All-Around
1/15	Penn State	--	--	9.175	9.75	--
1/21	at Rutgers Quad	--	--	9.85	--	--
1/28	at Michigan	--	--	9.30	--	--
2/3	at Oklahoma Quad	--	--	9.675	9.80	--
2/5	Iowa	--	--	9.875	9.825	--
2/11	at Minnesota	--	--	9.80	9.675	--
2/17	at GymQuarters Invitational	--	--	9.85	9.875	--
2/25	Masters Classic	--	--	9.85	9.825	--
3/11	at B1G Five	9.775	--	9.95	9.825	--
3/18	at Big Ten Championships	--	--	9.825	9.675	--
4/1	NCAA Lincoln Regional	9.825	--	9.90	--	--
4/14	at NCAA Semifinal	9.7875	--	9.8375	--	--
Season Highs		9.825	--	9.95	9.875	--

CAREER INDIVIDUAL EVENT TITLES

Meet	Date	Event	Score
vs. Lindenwood	1/9/15	BB	9.80
vs. Penn State	1/17/15	BB	9.925
at Rutgers	1/24/15	FX	9.90
at B1G Five	3/14/15	V	9.90
at Arizona State	1/8/16	UB	9.85
at Arizona State	1/8/16	BB	9.825
at Penn State	1/16/16	BB	9.925
vs. Rutgers	1/23/16	UB	9.875
vs. Rutgers	1/23/16	BB	9.90
vs. Michigan	1/29/16	BB	9.95
at Iowa	2/6/16	FX	9.925
vs. Minnesota	2/12/16	BB	9.90
vs. Utah State	3/6/16	UB	9.925
vs. Utah State	3/6/16	BB	9.875
at B1G Five	3/12/16	UB	9.875
Big Ten Championships	3/19/16	BB	9.925
at NCAA Iowa City Regional	4/2/16	BB	9.90
vs. Iowa	2/5/17	BB	9.875
at B1G Five	3/11/17	BB	9.95

**SIENNA CROUSE**

5-3 | Sophomore | AA

Fargo, N.D.

American Gold Gymnastics

Fargo South High School

Regional Qualifying Scores

V	UB	BB	FX	AA
9.810	9.890	--	9.855	--

2017 NOTES

- Earned first-team All-America honors on vault after finishing fourth in NCAA Semifinal II as well as both sessions combined (4/14) with a career-high 9.9125
- Finished tied for second on bars with a 9.90 at the NCAA Lincoln Regional (4/1)
- Named Academic All-Big Ten on March 22
- Earned a spot on the Big Ten All-Championships Team after tying for third on vault with a career-high 9.875 at the Big Ten Championships (3/18)
- Named second-team All-Big Ten on March 13
- Won first-career vault title with a 9.85 at the B1G Five meet (3/11)
- Posted a then-personal-best 9.85 on vault to finish tied for second at the Masters Classic (2/25)
- Tied for first on bars with a score of 9.875 at Minnesota (2/11)
- Won the bars title with a 9.90 and set a career high on floor with a 9.90 to finish second against Iowa (2/5)
- Finished third with a 9.875 on bars at Michigan (1/28)
- Won bars title with a 9.85 at Rutgers (1/21)
- Won event titles on bars (9.925), floor (9.85) and in the all-around (39.350) against Penn State (1/15) in her first-career all-around performance
- Named to the preseason Big Ten Gymnasts to Watch list

CAREER HIGHS

- **Vault:** 9.9125 (at NCAA Semifinal, 4/14/17)
- **Bars:** 9.925 (vs. Penn State, 1/15/17)
- **Beam:** 9.80 (vs. Penn State, 1/15/17)
- **Floor:** 9.90 (vs. Iowa, 2/5/17)
- **All-Around:** 39.350 (vs. Penn State, 1/15/17)

SEASON HIGHS

- **Vault:** 9.9125 (at NCAA Semifinal, 4/14)
- **Bars:** 9.925 (vs. Penn State, 1/15)
- **Beam:** 9.80 (vs. Penn State, 1/15)
- **Floor:** 9.90 (vs. Iowa, 2/5)
- **All-Around:** 39.350 (vs. Penn State, 1/15)

2017 MEET-BY-MEET

Date	Meet	Vault	Bars	Beam	Floor	All-Around
1/15	Penn State	9.775	9.925	9.80	9.85	39.350
1/21	at Rutgers Quad	9.80	9.85	--	9.875	--
1/28	at Michigan	9.725	9.875	9.775	9.225	38.600
2/3	at Oklahoma Quad	9.75	9.90	9.75	9.75	39.150
2/5	Iowa	9.70	9.90	9.775	9.90	39.275
2/11	at Minnesota	9.75	9.875	9.375	9.85	38.850
2/17	at GymQuarters Invitational	9.775	9.85	--	9.85	--
2/25	Masters Classic	9.85	9.85	--	9.85	--
3/11	at B1G Five	9.85	9.90	--	--	--
3/18	at Big Ten Championships	9.875	9.525	--	--	--
4/1	NCAA Lincoln Regional	9.80	9.90	--	9.85	--
4/14	at NCAA Semifinal	9.9125	9.325	--	9.750	--
Season Highs		9.9125	9.925	9.80	9.90	39.350

CAREER INDIVIDUAL EVENT TITLES

Meet	Date	Event	Score
vs. Penn State	1/15/17	UB	9.925
vs. Penn State	1/15/17	FX	9.85
vs. Penn State	1/15/17	AA	39.350
at Rutgers	1/21/17	UB	9.85
vs. Iowa	2/5/17	UB	9.90
at Minnesota	2/11/17	UB	9.875
at B1G Five	3/11/17	V	9.85

GYMNAST BIOS



CATELYN OREL
5-3 | Sophomore | AA
Blue Springs, Mo.
GAGE
Blue Springs South High School

CAREER HIGHS


- **Vault:** 9.80 (vs. Michigan, 1/29/16)
- **Bars:** 9.925 (vs. Utah State, 3/6/16)
- **Beam:** 9.775 (at Iowa, 2/6/16)
- **Floor:** 9.875 (2 times, last vs. Minnesota, 2/12/16)
- **All-Around:** 39.250 (vs. Michigan, 1/29/16)

2017 MEET-BY-MEET

Date	Meet	Vault	Bars	Beam	Floor	All-Around
1/15	Penn State	--	--	--	--	--
1/21	at Rutgers Quad	--	--	--	--	--
1/28	at Michigan	--	--	--	--	--
2/3	at Oklahoma Quad	--	--	--	--	--
2/5	Iowa	--	--	--	--	--
2/11	at Minnesota	--	--	--	--	--
2/17	at GymQuarters Invitational	--	--	--	--	--
2/25	Masters Classic	--	--	--	--	--
3/11	at B1G Five	--	--	--	--	--
3/18	at Big Ten Championships	--	--	--	--	--
4/1	NCAA Lincoln Regional	--	--	--	--	--
4/14	NCAA Semifinal	--	--	--	--	--
Season Highs		--	--	--	--	--

CAREER INDIVIDUAL EVENT TITLES

Meet	Date	Event	Score
vs. Utah State	3/6/16	UB	9.925



MEGAN SCHWEIHOFFER
5-0 | Sophomore | AA
China, Mich.
Hunt's Gymnastics Academy
St. Clair High School
(Pronounced SHWY-hof-er)

Regional Qualifying Scores

V	UB	BB	FX	AA
9.830	9.860	9.515	9.850	--

2017 NOTES

- Tied for 13th on floor at the NCAA Semifinal (4/14) with a score of 9.8875
- Finished tied for fifth on vault with a score of 9.85 at the NCAA Lincoln Regional (4/1)
- Named Academic All-Big Ten on March 22
- Named second-team All-Big Ten on March 13
- Finished tied for second with a career-high 9.925 on bars at the B1G Five meet (3/11)
- Won vault title and tied a career high with a 9.90, while finishing second on floor with a career-high 9.925 at the GymQuarters Invitational (2/17)
- Set a season high and claimed beam title with a 9.90 against Minnesota (2/11)
- Won bars title with a career-high 9.90 against Iowa (2/5)
- Won bars title at Rutgers (1/21) with a 9.85 while scoring a 39.125 in her first-career all-around performance
- Tied for third with a 9.875 against Penn State (1/15) in her first-career bars performance

CAREER HIGHS

- **Vault:** 9.90 (2 times, last at GymQuarters Invitational, 2/17/17)
- **Bars:** 9.925 (at B1G Five, 3/11/17)
- **Beam:** 9.925 (at B1G Five, 3/12/16)
- **Floor:** 9.925 (at GymQuarters Invitational, 2/17/17)
- **All-Around:** 39.125 (at Rutgers, 1/21/17)

SEASON HIGHS

- **Vault:** 9.90 (at GymQuarters Invitational, 2/17)
- **Bars:** 9.925 (at B1G Five, 3/11)
- **Beam:** 9.90 (at Minnesota, 2/11)
- **Floor:** 9.925 (at GymQuarters Invitational, 2/17)
- **All-Around:** 39.125 (at Rutgers, 1/21)


2017 MEET-BY-MEET

Date	Meet	Vault	Bars	Beam	Floor	All-Around
1/15	Penn State	9.75	9.875	9.175	--	--
1/21	at Rutgers Quad	9.85	9.85	9.575	9.85	39.125
1/28	at Michigan	9.80	9.30	--	9.625	--
2/3	at Oklahoma Quad	9.85	9.80	--	9.825	--
2/5	Iowa	9.825	9.90	9.325	9.85	38.900
2/11	at Minnesota	9.80	9.45	9.90	9.85	39.000
2/17	at GymQuarters Invitational	9.90	--	9.825	9.925	--
2/25	Masters Classic	9.775	9.875	9.60	--	--
3/11	at B1G Five	9.825	9.925	9.25	9.80	38.800
3/18	at Big Ten Championships	9.80	9.80	--	9.875	--
4/1	NCAA Lincoln Regional	9.85	--	--	9.75	--
4/14	at NCAA Semifinal	9.85	--	--	9.8875	--
Season Highs		9.90	9.925	9.90	9.925	39.125

CAREER INDIVIDUAL EVENT TITLES

Meet	Date	Event	Score
at Arizona State	1/8/16	BB	9.825
vs. Rutgers	1/23/16	V	9.90
at B1G Five	3/12/16	BB	9.925
at Rutgers	1/21/17	UB	9.85
vs. Iowa	2/5/17	UB	9.90
at Minnesota	2/11/17	BB	9.90
at GymQuarters Invitational	2/17/17	V	9.90

GYMNAST BIOS



KELLI CHUNG
 5-1 | Redshirt Freshman | AA
 Torrance, Calif.
 Gym-Max
 Torrance High School

2017 NOTES

- Named Academic All-Big Ten on March 22

2017 MEET-BY-MEET

Date	Meet	Vault	Bars	Beam	Floor	All-Around
1/15	Penn State	--	--	--	--	--
1/21	at Rutgers Quad	--	--	--	--	--
1/28	at Michigan	--	--	--	--	--
2/3	at Oklahoma Quad	--	--	--	--	--
2/5	Iowa	--	--	--	--	--
2/11	at Minnesota	--	--	--	--	--
2/17	at GymQuarters Invitational	--	--	--	--	--
2/25	Masters Classic	--	--	--	--	--
3/11	at B1G Five	--	--	--	--	--
3/18	at Big Ten Championships	--	--	--	--	--
4/1	NCAA Lincoln Regional	--	--	--	--	--
4/14	at NCAA Semifinal	--	--	--	--	--
Season Highs		--	--	--	--	--



KAMI SHOWS
 5-5 | Redshirt Freshman | AA
 Winchester, Calif.
 SCEGA
 Vista Murrieta High School
 (Pronounced Cam-EE)

2017 NOTES

- Named Academic All-Big Ten on March 22
- Earned exhibition spots on bars against Michigan (1/28), Iowa (2/5) and Minnesota (2/11) and at the Masters Classic (2/25)

2017 MEET-BY-MEET

Date	Meet	Vault	Bars	Beam	Floor	All-Around
1/15	Penn State	--	--	--	--	--
1/21	at Rutgers Quad	--	--	--	--	--
1/28	at Michigan	--	--	--	--	--
2/3	at Oklahoma Quad	--	--	--	--	--
2/5	Iowa	--	--	--	--	--
2/11	at Minnesota	--	--	--	--	--
2/17	at GymQuarters Invitational	--	--	--	--	--
2/25	Masters Classic	--	--	--	--	--
3/11	at B1G Five	--	--	--	--	--
3/18	at Big Ten Championships	--	--	--	--	--
4/1	NCAA Lincoln Regional	--	--	--	--	--
4/14	at NCAA Semifinal	--	--	--	--	--
Season Highs		--	--	--	--	--



MEGAN KUO
 5-3 | Redshirt Freshman | AA
 Arcadia, Calif.
 Gym-Max
 Arcadia High School
 (Pronounced QUO)

2017 NOTES

- Earned a Sam Foltz Hero 27 Leadership Award, which was presented to 27 student-athletes across all Nebraska's sports that exhibit strong leadership qualities, commitment to service and ability to encourage/empower peers
- Named Academic All-Big Ten on March 22

2017 MEET-BY-MEET

Date	Meet	Vault	Bars	Beam	Floor	All-Around
1/15	Penn State	--	--	--	--	--
1/21	at Rutgers Quad	--	--	--	--	--
1/28	at Michigan	--	--	--	--	--
2/3	at Oklahoma Quad	--	--	--	--	--
2/5	Iowa	--	--	--	--	--
2/11	at Minnesota	--	--	--	--	--
2/17	at GymQuarters Invitational	--	--	--	--	--
2/25	Masters Classic	--	--	--	--	--
3/11	at B1G Five	--	--	--	--	--
3/18	at Big Ten Championships	--	--	--	--	--
4/1	NCAA Lincoln Regional	--	--	--	--	--
4/14	at NCAA Semifinal	--	--	--	--	--
Season Highs		--	--	--	--	--



ALEXA CLARK
 5-3 | Freshman | AA
 Golden, Colo.
 Colorado Gymnastics Institute
 Golden High School

2017 MEET-BY-MEET

Date	Meet	Vault	Bars	Beam	Floor	All-Around
1/15	Penn State	--	--	--	--	--
1/21	at Rutgers Quad	--	--	--	--	--
1/28	at Michigan	--	--	--	--	--
2/3	at Oklahoma Quad	--	--	--	--	--
2/5	Iowa	--	--	--	--	--
2/11	at Minnesota	--	--	--	--	--
2/17	at GymQuarters Invitational	--	--	--	--	--
2/25	Masters Classic	--	--	--	--	--
3/11	at B1G Five	--	--	--	--	--
3/18	at Big Ten Championships	--	--	--	--	--
4/1	NCAA Lincoln Regional	--	--	--	--	--
4/14	at NCAA Semifinal	--	--	--	--	--
Season Highs		--	--	--	--	--

GYMNAST BIOS



SIERRA HASSEL

5-3 | Freshman | AA
Johnston, Iowa
Triad Gymnastics
Johnston High School

Season Averages

V	UB	BB	FX	AA
--	--	9.800	9.083	--

2017 NOTES


- Took fifth place on beam with a career-high 9.875 at the NCAA Lincoln Regional (4/1)
- Finished tied for fourth with a 9.85 in her first-career beam performance at the B1G Five meet (3/11)
- Saw action on floor against Penn State (1/15), at Michigan (1/28) and at Oklahoma (2/3)
- Earned exhibition spots on beam in Nebraska's meet against Iowa (2/5) and on beam and floor at the Masters Classic (2/25)

CAREER/SEASON HIGHS

- **Beam:** 9.875 (at NCAA Lincoln Regional, 4/1)
- **Floor:** 9.65 (at Michigan, 1/28)

2017 MEET-BY-MEET

Date	Meet	Vault	Bars	Beam	Floor	All-Around
1/15	Penn State	--	--	--	9.075	--
1/21	at Rutgers Quad	--	--	--	--	--
1/28	at Michigan	--	--	--	9.65	--
2/3	at Oklahoma Quad	--	--	--	8.525	--
2/5	Iowa	--	--	--	--	--
2/11	at Minnesota	--	--	--	--	--
2/17	at GymQuarters Invitational	--	--	--	--	--
2/25	Masters Classic	--	--	--	--	--
3/11	at B1G Five	--	--	9.85	--	--
3/18	at Big Ten Championships	--	--	9.75	--	--
4/1	NCAA Lincoln Regional	--	--	9.875	--	--
4/14	at NCAA Semifinal	--	--	9.825	--	--
Season Highs		--	--	9.875	9.65	--



LAURA OH

5-0 | Freshman | AA
Shoreview, Minn.
Midwest Gymnastics
Mounds View High School

2017 MEET-BY-MEET

Date	Meet	Vault	Bars	Beam	Floor	All-Around
1/15	Penn State	--	--	--	--	--
1/21	at Rutgers Quad	--	--	--	--	--
1/28	at Michigan	--	--	--	--	--
2/3	at Oklahoma Quad	--	--	--	--	--
2/5	Iowa	--	--	--	--	--
2/11	at Minnesota	--	--	--	--	--
2/17	at GymQuarters Invitational	--	--	--	--	--
2/25	Masters Classic	--	--	--	--	--
3/11	at B1G Five	--	--	--	--	--
3/18	at Big Ten Championships	--	--	--	--	--
4/1	NCAA Lincoln Regional	--	--	--	--	--
4/14	at NCAA Semifinal	--	--	--	--	--
Season Highs		--	--	--	--	--



TAYLOR HOUCHIN

5-3 | Freshman | AA
Republic, Mo.
Gold Medal Gyms
Republic High School
(Pronounced HOW-chin)

Regional Qualifying Scores

V	UB	BB	FX	AA
9.880	9.835	9.795	9.845	39.220

2017 NOTES

- Finished 11th in the all-around with a score of 39.3625 while tying her career high with a 9.875 on bars at the NCAA Semifinal (4/14)
- Finished tied for second on vault with a 9.90 and led Nebraska with a third-place finish in the all-around with a score of 39.250 at the NCAA Lincoln Regional (4/1)
- Named Big Ten Freshman of the Year by the conference's coaches following the Big Ten Championships
- Earned a spot on the Big Ten All-Championships team after tying for third on vault with a score of 9.875 at the Big Ten Championships (3/18)
- Named first-team All-Big Ten on March 13
- Named Big Ten Gymnast of the Week and Big Ten Freshman of the Week on Feb. 27
- Set a Nebraska freshman record with a 39.650 in the all-around and tied a Nebraska freshman record with a 9.95 on floor at the Masters Classic (2/25)
- Won four event titles and set or tied career highs in all five events at the Masters Classic (2/25)
- Won floor title with a career-high 9.95 at the GymQuarters Invitational (2/17), tying a Nebraska freshman record for the event and marking NU's highest score on any event this season
- Named Big Ten Freshman of the Week on Feb. 6
- Won first-career all-around title (39.350) and took vault title (9.875) against Iowa (2/5)
- Tied a career high with a score of 9.90 on vault to finish tied for second at Oklahoma (2/3)
- Named Big Ten Freshman of the Week on Jan. 16
- Won vault title (9.90) and posted scores of 9.825 on bars and floor against Penn State (1/15) in her first collegiate competition

CAREER/SEASON HIGHS

- **Vault:** 9.90 (4 times, last at NCAA Lincoln Regional, 4/1)
- **Bars:** 9.875 (2 times, last at NCAA Semifinal, 4/14)
- **Beam:** 9.925 (at Masters Classic, 2/25)
- **Floor:** 9.95 (2 times, last at Masters Classic, 2/25)
- **All-Around:** 39.650 (at Masters Classic, 2/25)

2017 MEET-BY-MEET

Date	Meet	Vault	Bars	Beam	Floor	All-Around
1/15	Penn State	9.90	9.825	--	9.825	--
1/21	at Rutgers Quad	9.825	9.175	9.675	9.775	38.450
1/28	at Michigan	9.85	9.825	9.825	9.80	39.300
2/3	at Oklahoma Quad	9.90	9.775	9.15	--	--
2/5	Iowa	9.875	9.80	9.80	9.875	39.350
2/11	at Minnesota	9.80	9.85	9.80	9.55	39.000
2/17	at GymQuarters Invitational	9.675	9.825	9.70	9.95	39.150
2/25	Masters Classic	9.90	9.875	9.925	9.95	39.650
3/11	at B1G Five	--	--	--	--	--
3/18	at Big Ten Championships	9.875	9.85	9.85	9.725	39.300
4/1	NCAA Lincoln Regional	9.90	9.825	9.80	9.725	39.250
4/14	at NCAA Semifinal	9.7375	9.875	9.8625	9.8875	39.3625
Season Highs		9.90	9.875	9.925	9.95	39.650

CAREER INDIVIDUAL EVENT TITLES

Meet	Date	Event	Score
vs. Penn State	1/15/17	V	9.90
vs. Iowa	2/5/17	V	9.875
vs. Iowa	2/5/17	AA	39.350
at GymQuarters Invitational	2/17/17	FX	9.95
Masters Classic	2/25/17	V	9.90
Masters Classic	2/25/17	BB	9.925
Masters Classic	2/25/17	FX	9.95
Masters Classic	2/25/17	AA	39.650

SCORE SHEETS

NEBRASKA 195.700, #18 PENN STATE 192.900 JAN. 15

NCAA Women's Gymnastics Score Sheet

Page: 1

Team: Home Nebraska Visitor Penn State
 Date 1/15/2017 3:22:16PM Place Devaney Center (Lincoln, Neb.) Attendance 2,213

Name	1	2	3	4	ND	AVG	Name	1	2	3	4	ND	AVG
1 Sienna Crouse	103	9.70	9.85			9.775	1 Jessica Jones	124	9.65	9.80			9.725
2 Ashley Lambert	109	9.80	9.85			9.825	2 Gianna LaGuardia	125	9.80	9.80			9.800
3 Megan Schwehofer	112	9.75	9.75			9.750	3 Sabrina Garcia	122	8.80	9.10			8.950
4 Taylor Houchin	106	9.90	9.90			9.900	4 Emma Silson	132	9.00	9.15			9.075
5 Jennie Laeng	108	9.70	9.80			9.750	5 Briannah Tsang	134	9.75	9.85			9.800
6 Taylor Houchin							6 Kristen Politz	128	9.60	9.65			9.625

Vault Score: 49.000 Running Score: 49.000 Vault Score: 48.025 Running Score: 97.000

Name	1	2	3	4	ND	AVG	Name	1	2	3	4	ND	AVG
1 Taylor Houchin	106	9.80	9.85			9.825	1 Nicole Medvitz	127	9.80	9.80			9.800
2 Danielle Breen	100	9.75	9.80			9.775	2 Jessica Jones	124	9.80	9.80			9.800
3 Ashley Lambert	109	9.85	9.90			9.875	3 Gianna LaGuardia	125	9.75	9.70			9.725
4 Sienna Crouse	103	9.90	9.90			9.925	4 Kristen Politz	128	9.65	9.60			9.675
5 Megan Schwehofer	112	9.85	9.90			9.875	5 Briannah Tsang	134	9.85	9.70			9.775
6 Jennie Laeng	108	9.90	9.95			9.925	6 Sabrina Garcia	122	9.25	9.30			9.275

Bars Score: 49.425 Running Score: 98.425 Bars Score: 48.975 Running Score: 48.975

Name	1	2	3	4	ND	AVG	Name	1	2	3	4	ND	AVG
1 Ashley Lambert	109	9.65	9.55			9.600	1 Briannah Tsang	134	9.60	9.65			9.625
2 Sienna Crouse	103	9.85	9.75			9.800	2 Sabrina Garcia	122	9.80	9.75			9.775
3 Megan Schwehofer	112	9.25	9.10			9.175	3 Kristen Politz	128	9.85	9.75			9.800
4 Jennie Laeng	108	9.85	9.85			9.850	4 Tess McCracken	126	9.70	9.75		0.10	9.625
5 Danielle Breen	100	9.75	9.90			9.825	5 Peyton Schuller	131	9.65	9.70			9.675
6 Grace Williams	114	9.20	9.15			9.175	6 Nicole Medvitz	127	9.90	9.90			9.900

Beam Score: 48.250 Running Score: 146.675 Beam Score: 48.775 Running Score: 192.900

Name	1	2	3	4	ND	AVG	Name	1	2	3	4	ND	AVG
1 Danielle Breen	100	9.75	9.80			9.775	1 Jessica Jones	124	8.00	8.00			8.000
2 Grace Williams	114	9.75	9.75			9.750	2 Kristen Politz	128	9.70	9.80			9.750
3 Taylor Houchin	106	9.80	9.85			9.825	3 Peyton Schuller	131	9.80	9.70			9.750
4 Jennie Laeng	108	9.90	9.75			9.825	4 Sabrina Garcia	122	9.80	9.80			9.800
5 Sienna Crouse	103	9.85	9.85			9.850	5 Briannah Tsang	134	9.80	9.85			9.825
6 Sierra Hassel	109	9.05	9.10			9.075	6 Emma Silson	132	0.00	0.00			0.000

Floor Score: 49.025 Running Score: 195.700 Floor Score: 47.125 Running Score: 144.125

Final Score: 195.700 Final Score: 192.900

All Arounders	Crouse	Laeng	Garcia	Politz	Tsang
VT	9.775	9.750	9.950	9.625	9.800
UB	9.925	9.925	9.275	9.675	9.775
BB	9.800	9.850	9.775	9.800	9.625
FX	9.850	9.825	9.800	9.750	9.825
AA	39.350	39.350	37.800	39.050	39.025

Judges: *VT Carol Ledtke *UB Brevet Carol Baland *BB Brevet Carol Baland *FX Brevet Winifred Ann Witten Brevet
 *Head Judge VT UB BB FX

#10 NEBRASKA 196.050, 1st/4 at RUTGERS QUAD JAN. 21

NCAA Women's Gymnastics Score Sheet

Page: 2

Team: Visitor Nebraska Visitor West Chester
 Date 1/21/2017 9:01:22PM Place Livingston Gym Attendance 709

Name	1	2	3	4	ND	AVG	Name	1	2	3	4	ND	AVG
1 Sienna Crouse	41	9.85	9.75			9.800	1 Rose Wortman	65	9.55	9.50			9.525
2 Abbie Epperson	42	9.80	9.75			9.775	2 Kristen Torres	63	9.00	8.90			8.950
3 Megan Schwehofer	46	9.65	9.65			9.650	3 Sam Engle	56	9.70	9.60			9.650
4 Ashley Lambert	45	9.90	9.85			9.875	4 Meghan Chan	53	9.55	9.55			9.550
5 Jennie Laeng	44	9.75	9.90			9.825	5 Selena Swanger	62	9.60	9.50			9.550
6 Taylor Houchin	43	9.80	9.85			9.825	6 Majesta Valentine	64	9.70	9.75			9.725

Vault Score: 49.175 Running Score: 196.050 Vault Score: 48.000 Running Score: 96.300

Name	1	2	3	4	ND	AVG	Name	1	2	3	4	ND	AVG
1 Taylor Houchin	43	9.15	9.20			9.175	1 Bella D'Orazio	54	9.50	9.40			9.450
2 Danielle Breen	40	9.80	9.75			9.775	2 Jordan Miranda	59	9.40	9.50			9.450
3 Ashley Lambert	45	9.80	9.80			9.800	3 Sydney Powers	61	9.00	9.10			9.050
4 Abbie Epperson	42	9.80	9.85			9.825	4 Selena Swanger	62	9.00	9.30			9.150
5 Sienna Crouse	41	9.90	9.60			9.850	5 Myranda Marshall	58	9.50	9.55			9.525
6 Megan Schwehofer	46	9.85	9.85			9.850	6 Majesta Valentine	64	8.85	8.90			8.875

Bars Score: 49.100 Running Score: 49.100 Bars Score: 46.625 Running Score: 142.925

Name	1	2	3	4	ND	AVG	Name	1	2	3	4	ND	AVG
1 Taylor Houchin	43	9.70	9.65			9.675	1 Meghan Chan	53	9.70	9.90			9.800
2 Ashley Lambert	45	9.65	9.60			9.625	2 Rose Wortman	65	9.50	9.50			9.500
3 Megan Schwehofer	46	9.50	9.65			9.575	3 Rachel Blair	50	8.90	9.00			8.900
4 Jennie Laeng	44	9.55	9.35			9.450	4 Selena Swanger	62	8.90	9.60			9.600
5 Danielle Breen	40	9.75	9.80			9.775	5 Emily Loughery	57	9.75	9.60			9.675
6 Grace Williams	47	9.65	9.65			9.650	6 Majesta Valentine	64	9.70	9.80			9.750

Beam Score: 48.500 Running Score: 97.600 Beam Score: 47.550 Running Score: 190.475

Name	1	2	3	4	ND	AVG	Name	1	2	3	4	ND	AVG
1 Taylor Houchin	43	9.80	9.75			9.775	1 Kristen Torres	63	9.20	9.45		0.10	9.225
2 Abbie Epperson	42	9.85	9.80			9.825	2 Cassie Hageman	56	9.55	9.60			9.575
3 Megan Schwehofer	46	9.85	9.85			9.850	3 Madi Brent	52	9.60	9.70			9.650
4 Jennie Laeng	44	9.85	9.80			9.825	4 Emily Loughery	57	9.65	9.60		0.10	9.625
5 Sienna Crouse	41	9.90	9.85			9.875	5 Selena Swanger	62	9.75	9.70			9.725
6 Ashley Lambert	45	9.90	9.90			9.900	6 Majesta Valentine	64	9.80	9.85			9.825

Floor Score: 49.275 Running Score: 146.875 Floor Score: 48.300 Running Score: 48.300

Final Score: 196.050 Final Score: 190.475

All Arounders	Houchin	Lambert	Schwehofer	Swanger	Valentine
VT	9.825	9.675	9.850	9.550	9.725
UB	9.175	9.600	9.850	9.150	8.675
BB	9.675	9.625	9.675	9.600	9.750
FX	9.775	9.900	9.850	9.725	9.825
AA	38.450	39.200	39.125	38.025	38.175

Judges: *VT Paul Wang *UB Regina National Rebecca Oppenheimer *BB Jennifer Spryng *FX Brevet Kodyna Rinaldi National
 *Head Judge VT UB BB FX

#10 MICHIGAN 197.225, #12 NEBRASKA 194.800 JAN. 28

NCAA Women's Gymnastics Score Sheet

Page: 1

Team: Home Michigan Visitor Nebraska
 Date 1/28/2017 5:43:51PM Place Crisler Center Attendance 4,378

Name	1	2	3	4	ND	AVG	Name	1	2	3	4	ND	AVG
1 Maddy Osman	108	9.75	9.65			9.700	1 Sienna Crouse	124	9.75	9.70			9.725
2 Nicole Artz	100	9.85	9.80			9.825	2 Abbie Epperson	125	9.80	9.75			9.775
3 Paige Zazicki	111	9.90	9.85			9.875	3 Megan Schwehofer	134	9.80	9.80			9.800
4 Talia Chiarelli	102	9.90	9.85			9.875	4 Ashley Lambert	130	9.85	9.85			9.850
5 Emma McLean	106	9.90	9.90			9.900	5 Jennie Laeng	129	9.80	9.85			9.825
6 Olivia Karas	104	10.00	9.95			9.975	6 Taylor Houchin	127	9.90	9.80			9.850

Vault Score: 49.450 Running Score: 49.450 Vault Score: 49.100 Running Score: 97.700

Name	1	2	3	4	ND	AVG	Name	1	2	3	4	ND	AVG
1 Lexi Funk	103	9.75	9.80			9.775	1 Taylor Houchin	127	9.80	9.85			9.825
2 Emma McLean	106	9.80	9.80			9.800	2 Danielle Breen	121	9.80	9.85			9.825
3 Lauren Martinez	105	9.70	9.70			9.700	3 Abbie Epperson	125	8.50	8.45			8.475
4 Polina Shchenikova	110	9.80	9.85			9.825	4 Sienna Crouse	124	9.90	9.85			9.875
5 Nicole Artz	100	9.95	9.90			9.925	5 Megan Schwehofer	134	9.35	9.25			9.300
6 Paige Zazicki	111	9.90	9.95			9.925	6 Jennie Laeng	129	9.85	9.70			9.775

Bars Score: 49.250 Running Score: 98.700 Bars Score: 48.600 Running Score: 48.600

Name	1	2	3	4	ND	AVG	Name	1	2	3	4	ND	AVG
1 Olivia Karas	104	9.80	9.80			9.800	1 Taylor Houchin	127	9.85	9.80			9.825
2 Paige Zazicki	111	9.85	9.85			9.850	2 Abbie Epperson	125	9.30	9.25			9.27

SCORE SHEETS

#20 NEBRASKA 196.825, #22 IOWA 195.725 FEB. 5

NCAA Women's Gymnastics Score Sheet

Page: 1

Team: Home Nebraska Visitor Iowa
Date: 2/05/2017 3:11:08PM Place: Devaney Center (Lincoln, Neb.) Attendance: 2,236

Name	1	2	3	4	ND	AVG	Name	1	2	3	4	ND	AVG
1 Sienna Crouse	103	9.75	9.65			9.70	1 Maria Ortiz	132	9.70	9.75			9.725
2 Abbie Epperson	104	9.65	9.70			9.675	2 Angel Metcalf	130	9.70	9.70			9.700
3 Megan Schwehofer	112	9.80	9.85			9.825	3 Charlotte Sullivan	136	9.65	9.60			9.625
4 Ashley Lambert	108	9.85	9.75			9.800	4 Rose Plorkowski	133	9.80	9.85			9.825
5 Jennie Laeng	108	9.85	9.85			9.850	5 Mollie Drenth	123	9.80	9.85			9.825
6 Taylor Houchin	106	9.85	9.90			9.875	6 Melissa Zurawski	139	9.65	9.75			9.700

Vault Score: 49.050 Running Score: 49.050 Vault Score: 48.775 Running Score: 97.825

Name	1	2	3	4	ND	AVG	Name	1	2	3	4	ND	AVG
1 Taylor Houchin	106	9.80	9.80			9.800	1 Lexi Mura	131	9.75	9.75			9.750
2 Danielle Breen	100	9.85	9.75			9.800	2 Clair Kaji	127	9.80	9.80			9.800
3 Ashley Lambert	109	9.85	9.85			9.850	3 Angel Metcalf	130	9.65	9.80			9.825
4 Sienna Crouse	103	9.90	9.90			9.900	4 Charlotte Sullivan	136	9.75	9.85			9.800
5 Megan Schwehofer	112	9.90	9.90			9.900	5 Mollie Drenth	123	9.80	9.75			9.775
6 Jennie Laeng	108	9.85	9.90			9.875	6 Melissa Zurawski	139	9.80	9.90			9.850

Bars Score: 49.325 Running Score: 98.375 Bars Score: 49.050 Running Score: 49.050

Name	1	2	3	4	ND	AVG	Name	1	2	3	4	ND	AVG
1 Taylor Houchin	106	9.85	9.75			9.800	1 Savannah Borman	120	9.80	9.80			9.800
2 Sienna Crouse	103	9.75	9.80			9.775	2 Charlotte Sullivan	136	9.65	9.80			9.625
3 Grace Williams	114	9.90	9.85			9.875	3 Lexi Mura	131	9.85	9.80			9.825
4 Jennie Laeng	108	9.80	9.65			9.725	4 Clair Kaji	127	9.75	9.80			9.775
5 Megan Schwehofer	112	9.25	9.40			9.325	5 Mollie Drenth	123	9.80	9.70			9.750
6 Danielle Breen	100	9.85	9.90			9.875	6 Angel Metcalf	130	8.95	8.95			8.950

Beam Score: 49.050 Running Score: 147.425 Beam Score: 48.775 Running Score: 195.725

Name	1	2	3	4	ND	AVG	Name	1	2	3	4	ND	AVG
1 Grace Williams	114	9.75	9.90			9.825	1 Nicole Chow	122	9.80	9.85			9.825
2 Megan Schwehofer	112	9.85	9.85			9.850	2 Lanie Snyder	123	9.85	9.85			9.850
3 Jennie Laeng	108	9.90	9.80			9.850	3 Angel Metcalf	130	9.80	9.75			9.775
4 Taylor Houchin	106	9.85	9.90			9.875	4 Mollie Drenth	123	9.80	9.85			9.825
5 Sienna Crouse	103	9.90	9.90			9.900	5 Melissa Zurawski	139	9.80	9.75			9.775
6 Ashley Lambert	109	9.90	9.95			9.925	6 Clair Kaji	127	9.85	9.85			9.850

Floor Score: 49.400 Running Score: 196.825 Floor Score: 49.125 Running Score: 146.950

Final Score: 196.825 Final Score: 195.725

VT	Crouse	Houchin	Laeng	Schwehofer	Drenth	Metcalf
VT	9.700	9.875	9.850	9.825	9.825	9.700
UB	9.900	9.800	9.875	9.900	9.775	9.825
BB	9.775	9.800	9.725	9.325	9.750	8.950
FX	9.900	9.875	9.850	9.850	9.825	9.775
AA	39.275	39.350	39.500	38.900	39.175	38.250

Judges: VT: *Maria Ortiz* *UB: *Evelyn Chandler* *BB: *Evelyn Chandler* *FX: *Jessie Johnson*
Head Judge: *Laura O'Neil*
Level 10: *Laura O'Neil* Level 10: *Laura O'Neil* Level 10: *Sybil Lane* National:

#19 NEBRASKA 196.550, MINNESOTA 194.900 FEB. 11

NCAA Women's Gymnastics Score Sheet

Page: 1

Team: Home University of Minnesota Women's Gymnastics Visitor University of Nebraska
Date: 2/11/2017 5:02:32PM Place: Minneapolis, Minn. Attendance: 1,771

Name	1	2	3	4	ND	AVG	Name	1	2	3	4	ND	AVG
1 Kristen Quaglia		9.65	9.65			9.650	1 Sienna Crouse		9.75	9.75			9.750
2 Hannah Hitchcock		9.70	9.65			9.675	2 Abbie Epperson		9.65	9.75			9.700
3 Ciara Gardner		9.75	9.75			9.750	3 Megan Schwehofer		9.80	9.80			9.800
4 Baillie Holst		9.60	9.70			9.650	4 Ashley Lambert		9.80	9.90			9.850
5 Abby DeMuse		9.80	9.70			9.750	5 Jennie Laeng		9.85	9.85			9.850
6 Bailey Abernathy		9.70	9.75			9.725	6 Taylor Houchin		9.80	9.80			9.800

Vault Score: 48.550 Running Score: 48.550 Vault Score: 49.050 Running Score: 98.250

Name	1	2	3	4	ND	AVG	Name	1	2	3	4	ND	AVG
1 Rachel Cutler		9.55	9.50			9.525	1 Taylor Houchin		9.85	9.85			9.850
2 Rachel Rowland		9.80	9.75			9.775	2 Danielle Breen		9.80	9.80			9.800
3 Julia Huerbert		9.75	9.80			9.775	3 Ashley Lambert		9.90	9.85			9.875
4 Hannah Hitchcock		9.80	9.75			9.775	4 Sienna Crouse		9.85	9.90			9.875
5 Ivy Lu		9.90	9.85			9.875	5 Megan Schwehofer		9.40	9.50			9.450
6 Baillie Holst		9.85	9.85			9.850	6 Jennie Laeng		9.80	9.80			9.800

Bars Score: 49.050 Running Score: 97.600 Bars Score: 49.200 Running Score: 49.200

Name	1	2	3	4	ND	AVG	Name	1	2	3	4	ND	AVG
1 Abby DeMuse		9.00	8.70			8.850	1 Taylor Houchin		9.80	9.80			9.800
2 Rachel Cutler		9.00	9.05			9.025	2 Sienna Crouse		9.50	9.25			9.375
3 Julia Huerbert		9.75	9.85			9.700	3 Grace Williams		9.80	9.80			9.800
4 Baillie Holst		9.80	9.65			9.725	4 Jennie Laeng		9.80	9.80			9.800
5 Ciara Gardner		9.85	9.90			9.875	5 Megan Schwehofer		9.90	9.90			9.900
6 Katlin Rahon		9.85	9.75			9.800	6 Danielle Breen		9.85	9.90			9.875

Beam Score: 48.125 Running Score: 145.725 Beam Score: 49.225 Running Score: 196.550

Name	1	2	3	4	ND	AVG	Name	1	2	3	4	ND	AVG
1 Rachel Cutler		9.75	9.75			9.750	1 Grace Williams		9.60	9.75			9.675
2 Baillie Holst		9.80	9.75			9.775	2 Megan Schwehofer		9.80	9.80			9.800
3 Ciara Gardner		9.90	9.90			9.900	3 Jennie Laeng		9.85	9.90			9.825
4 Abby DeMuse		9.85	9.85			9.850	4 Taylor Houchin		9.80	9.70			0.10
5 Bailey Abernathy		9.85	9.85			9.850	5 Sienna Crouse		9.85	9.85			9.850
6 Katlin Rahon		9.80	9.80			9.800	6 Ashley Lambert		9.85	9.90			9.875

Floor Score: 49.175 Running Score: 194.900 Floor Score: 49.075 Running Score: 147.325

Final Score: 194.900 Final Score: 196.550

VT	Gardner	Holst	Crouse	Houchin	Laeng	Schwehofer
VT	9.750	9.650	9.750	9.800	9.850	9.800
UB	9.775	9.850	9.875	9.850	9.800	9.450
BB	9.875	9.725	9.375	9.800	9.850	9.900
FX	9.900	9.775	9.850	9.550	9.825	9.850
AA	39.300	39.000	38.850	39.000	39.225	39.000

Judges: VT: *Karin Ederer* *UB: *Linda Thorberg* *BB: *Linda Thorberg* *FX: *Karin Ederer*
Head Judge: *Karin Ederer*
Level 10: *Kat Scovena* National: *Sandra Holmquist* National: *Kat Scovena* National: *Sandra Holmquist* National:

#16 NEBRASKA 197.125, 1st/4 at GYMQUARTERS INVITATIONAL FEB. 17

NCAA Women's Gymnastics Score Sheet

Page: 2

Team: Visitor Lindenwood Visitor Nebraska
Date: 2/17/2017 3:53:56PM Place: St. Charles, Mo. (Family Arena) Attendance: 425

Name	1	2	3	4	ND	AVG	Name	1	2	3	4	ND	AVG
1 Maya Davis	106	9.55	9.60			9.575	1 Sienna Crouse	144	9.75	9.80			9.775
2 Ryan Henry	109	9.65	9.70			9.675	2 Abbie Epperson	145	9.80	9.80			9.800
3 Breanna Franklin	107	9.60	9.70			9.650	3 Megan Schwehofer	154	9.85	9.95			9.900
4 Aubree Horn	110	9.70	9.75			9.725	4 Ashley Lambert	150	9.90	9.90			9.900
5 Kierstin Sokolowski	118	9.80	9.85			9.825	5 Jennie Laeng	149	9.90	9.85			9.875
6 Katy Oswald	115	9.10	9.30			9.200	6 Taylor Houchin	147	9.70	9.65			9.675

Vault Score: 48.450 Running Score: 48.450 Vault Score: 49.250 Running Score: 197.125

Name	1	2	3	4	ND	AVG	Name	1	2	3	4	ND	AVG
1 Katie Bailey	101	9.65	9.60			9.625	1 Taylor Houchin	147	9.85	9.80			9.825
2 Ryan Henry	109	9.50	9.55			9.525	2 Danielle Breen	141	9.80	9.85			9.825
3 Andavea Alexander	100	9.65	9.65			9.650	3 Ashley Lambert	150	9.60	9.75			9.675
4 Kierstin Sokolowski	118	9.85	9.75			9.700	4 Abbie Epperson	145	9.80	9.85			9.825
5 Aubree Horn	110	9.85	9.75			9.800	5 Sienna Crouse	144	9.80	9.90			9.850
6 Mackenzie Chavez	104	9.60	9.60			9.600	6 Jennie Laeng	149	9.85	9.90			9.875

Bars Score: 48.375 Running Score: 96.825 Bars Score: 49.200 Running Score: 49.200

Name	1	2	3	4	ND	AVG	Name	1	2	3	4	ND	AVG
1 Andavea Alexander	100	9.45	9.65			9.550	1 Taylor Houchin	147					

SCORE SHEETS

#13 NEBRASKA 196.650, 1st/5 at B1G FIVE MARCH 11

NCAA Women's Gymnastics Score Sheet

Page: 2

Team: Visitor		Michigan State				Visitor		Nebraska					
Date	3/11/2017	4:40:10PM	Place	Champaign, Ill. (State Farm Center)	Attendance	2,478							
Name	1	2	3	4	ND	AVG	Name	1	2	3	4	ND	AVG
1]Roya Shirley	154	9.70	9.70			9.700	1]Abbie Epperson	165	9.80	9.85			9.825
2]Alexandra Hoyer	147	9.75	9.65			9.700	2]Grace Williams	176	9.75	9.80			9.775
3]Anna Gamelo	144	9.75	9.70			9.725	3]Megan Schwehofer	174	9.85	9.80			9.825
4]Elena Lagoski	150	9.75	9.75			9.750	4]Ashley Lambert	170	9.85	9.85			9.850
5]Nicola Deans	141	9.80	9.80			9.800	5]Sienna Crouse	164	9.85	9.85			9.850
6]Gabriella Douglas	142					9.400	6]Jennie Laeng	169	9.80	9.85			9.825

Vault Score: **48.675** Running Score: **48.675** Vault Score: **49.175** Running Score: **98.500**

Name	1	2	3	4	ND	AVG	Name	1	2	3	4	ND	AVG
1]Roya Shirley	154	9.75	9.70			9.725	1]Danielle Breen	161	9.85	9.80			9.825
2]Elena Lagoski	150	9.80	9.75			9.775	2]Ashley Lambert	170	9.85	9.85			9.850
3]Kira Frederick	143	9.70	9.70			9.700	3]Abbie Epperson	165	9.90	9.95			9.925
4]Nicola Deans	141	8.10	8.40			8.250	4]Sienna Crouse	164	9.85	9.95			9.900
5]Lindsey Lemke	151	9.85	9.80			9.825	5]Megan Schwehofer	174	9.80	9.85			9.825
6]Hailee Westney	155	9.50	9.30			9.400	6]Jennie Laeng	169	9.80	9.80			9.800

Bars Score: **48.425** Running Score: **97.100** Bars Score: **49.425** Running Score: **147.925**

Name	1	2	3	4	ND	AVG	Name	1	2	3	4	ND	AVG
1]Victoria Hueth	148	9.80	9.75			9.775	1]Sierra Hassel	168	9.85	9.85			9.850
2]Alexandra Hoyer	147	9.75	9.70			9.725	2]Abbie Epperson	165	9.25	9.20			9.225
3]Roya Shirley	154	9.05	9.00			9.025	3]Megan Schwehofer	174	9.25	9.25			9.250
4]Hailee Westney	155	9.80	9.90			9.850	4]Jennie Laeng	169	9.90	9.85			9.875
5]Gabriella Douglas	142	9.25	9.30			9.275	5]Grace Williams	176	9.95	9.95			9.950
6]Kira Frederick	143	9.75	9.80			9.775	6]Danielle Breen	161	9.75	9.85			9.800

Beam Score: **48.400** Running Score: **145.500** Beam Score: **48.725** Running Score: **196.650**

Name	1	2	3	4	ND	AVG	Name	1	2	3	4	ND	AVG
1]Lindsey Lemke	151	9.85	9.80			9.825	1]Grace Williams	176	9.80	9.85			9.825
2]Alexandra Hoyer	147	9.80	9.75			9.775	2]Danielle Breen	161	9.90	9.90			9.900
3]Molly Hoerner-O'Malley	146	9.80	9.75			9.775	3]Megan Schwehofer	174	9.80	9.80			9.800
4]Gabriella Douglas	142	9.75	9.85			9.800	4]Abbie Epperson	165	9.80	9.85		0.10	9.725
5]Elena Lagoski	150	9.95	9.80			9.875	5]Jennie Laeng	169	9.90	9.90			9.900
6]Kira Frederick	143	9.85	9.90			9.875	6]Ashley Lambert	170	9.90	9.90			9.900

Floor Score: **49.150** Running Score: **194.650** Floor Score: **49.325** Running Score: **49.325**

Final Score: **194.650** Final Score: **196.650**

Name	1	2	3	4	ND	AVG	Name	1	2	3	4	ND	AVG
1]Epperson						9.825	1]Laeng						9.825
2]Schwehofer						9.925	3]Hassel						9.850
4]Williams						9.925	5]Crouse						9.850
6]Lambert						9.825	8]Laeng						9.800
8]Hoyer						9.700	10]Shirley						9.700
10]Gamel						9.700	12]Douglas						9.700
12]Frederick						9.700	14]Hoyer						9.700
14]Hoyer						9.700	16]Frederick						9.700
16]Frederick						9.700	18]Hoyer						9.700
18]Hoyer						9.700	20]Frederick						9.700
20]Frederick						9.700	22]Hoyer						9.700
22]Hoyer						9.700	24]Frederick						9.700
24]Frederick						9.700	26]Hoyer						9.700
26]Hoyer						9.700	28]Frederick						9.700
28]Frederick						9.700	30]Hoyer						9.700
30]Hoyer						9.700	32]Frederick						9.700
32]Frederick						9.700	34]Hoyer						9.700
34]Hoyer						9.700	36]Frederick						9.700
36]Frederick						9.700	38]Hoyer						9.700
38]Hoyer						9.700	40]Frederick						9.700
40]Frederick						9.700	42]Hoyer						9.700
42]Hoyer						9.700	44]Frederick						9.700
44]Frederick						9.700	46]Hoyer						9.700
46]Hoyer						9.700	48]Frederick						9.700
48]Frederick						9.700	50]Hoyer						9.700
50]Hoyer						9.700	52]Frederick						9.700
52]Frederick						9.700	54]Hoyer						9.700
54]Hoyer						9.700	56]Frederick						9.700
56]Frederick						9.700	58]Hoyer						9.700
58]Hoyer						9.700	60]Frederick						9.700
60]Frederick						9.700	62]Hoyer						9.700
62]Hoyer						9.700	64]Frederick						9.700
64]Frederick						9.700	66]Hoyer						9.700
66]Hoyer						9.700	68]Frederick						9.700
68]Frederick						9.700	70]Hoyer						9.700
70]Hoyer						9.700	72]Frederick						9.700
72]Frederick						9.700	74]Hoyer						9.700
74]Hoyer						9.700	76]Frederick						9.700
76]Frederick						9.700	78]Hoyer						9.700
78]Hoyer						9.700	80]Frederick						9.700
80]Frederick						9.700	82]Hoyer						9.700
82]Hoyer						9.700	84]Frederick						9.700
84]Frederick						9.700	86]Hoyer						9.700
86]Hoyer						9.700	88]Frederick						9.700
88]Frederick						9.700	90]Hoyer						9.700
90]Hoyer						9.700	92]Frederick						9.700
92]Frederick						9.700	94]Hoyer						9.700
94]Hoyer						9.700	96]Frederick						9.700
96]Frederick						9.700	98]Hoyer						9.700
98]Hoyer						9.700	100]Frederick						9.700
100]Frederick						9.700	102]Hoyer						9.700
102]Hoyer						9.700	104]Frederick						9.700
104]Frederick						9.700	106]Hoyer						9.700
106]Hoyer						9.700	108]Frederick						9.700
108]Frederick						9.700	110]Hoyer						9.700
110]Hoyer						9.700	112]Frederick						9.700
112]Frederick						9.700	114]Hoyer						9.700
114]Hoyer						9.700	116]Frederick						9.700
116]Frederick						9.700	118]Hoyer						9.700
118]Hoyer						9.700	120]Frederick						9.700
120]Frederick						9.700	122]Hoyer						9.700
122]Hoyer						9.700	124]Frederick						9.700
124]Frederick						9.700	126]Hoyer						9.700
126]Hoyer						9.700	128]Frederick						9.700
128]Frederick						9.700	130]Hoyer						9.700
130]Hoyer						9.700	132]Frederick						9.700
132]Frederick						9.700	134]Hoyer						9.700
134]Hoyer						9.700	136]Frederick						9.700
136]Frederick						9.700	138]Hoyer						9.700
138]Hoyer						9.700	140]Frederick						9.700
140]Frederick						9.700	142]Hoyer						9.700
142]Hoyer						9.700	144]Frederick						9.700
144]Frederick						9.700	146]Hoyer						9.700
146]Hoyer						9.700	148]Frederick						9.700
148]Frederick						9.700	150]Hoyer						9.700
150]Hoyer						9.700	152]Frederick						