

BRANDON UBEL

DYLAN TALLEY

ANDRE ALMEIDA



2012-13

NEBRASKA

M E N ' S B A S K E T B A L L

NEBRASKA BASKETBALL



HENDRICKS TRAINING COMPLEX



The everyday home of Nebraska basketball, the 84,000-square foot Hendricks Training Complex opened in October of 2011, and is one of the nation's premier basketball facilities. The two-level facility features the Bus Whitehead Court for practices, as well as a spacious team meeting and film room, the Neal and Jamie Hawks Players Lounge with player amenities, including three

65-inch televisions and a pair of 103-inch televisions, a custom built leather couch, a video wall, personalized lockers with iPads and displays and hot and cold tubs in the locker room. The facility also includes a 5,000-square foot weight room, a nutrition oasis and expanded medical facilities. The Bus Whitehead Court includes a court-and-a-half of space with balcony viewing from the coaches offices, a 103-inch TV for coaching and instruction and acoustically treated walls for better communication inside the gym.



2012-13 NEBRASKA CORNHUSKERS

BASKETBALL QUICK FACTS

Head Coach	Tim Miles
Alma Mater.....	University of Mary, 1989
Record at Nebraska	0-0 (First season)
Career Record.....	283-220 (17 seasons)
Assistant Coaches.....	Chris Harriman (Augusta State, 2003)
.....	Ben Johnson (Minnesota, 2005)
.....	Craig Smith (North Dakota, 1996)
Strength Coach.....	Tim Wilson
Director of Basketball Operations	Jayden Olson
Video Coordinator	Gregory Eaton
Athletic Trainer.....	R.J. Pietig
Associate Media Relations Director/MBB Contact	Shamus McKnight
Devaney Center Equipment Manager	Pat Norris
Men's Basketball Secretary.....	Kim Whitmore
Basketball Office Phone.....	(402) 472-2265
Basketball Office Fax.....	(402) 472-2575
Basketball Press Row Phone.....	(402) 472-2279
Basketball Office Mailing Address	236 Hendricks Training Complex, P.O. Box 880611, Lincoln, NE 68588-0611

TEAM INFORMATION

2011-12 Record	12-18 (9-8 H, 3-9 A, 0-1 N)
Big Ten Record (Finish)	4-14 (t-11th)
Big Ten Championship	0-1, lost to Purdue, 61-79
Postseason.....	None
Starters Returning/Lost	1/4
Lettermen Returning/Lost.....	8/9
Newcomers.....	8

TEAM INFORMATION

Starters Returning (1):

Brandon Ubel, 6-10, 235, Sr., F (30 starts), 6.7 ppg, 5.3 rpg, 38 blocks, 51.7 FG%.

Other Lettermen Returning (7):

Dylan Talley, 6-5, 214, Jr., G, 8.9 ppg, 3.3 rpg.; **Andre Almeida**, 6-11, 314, Sr., C (2 starts in 2010-11); 5.2 ppg, 3.3 rpg.; 55.8 FG%; 39 blocks.; **Ray Gallegos**, 6-2, 181, Jr., G (1 start in 2010-11), 2.8 ppg, 1.0 rpg.; **David Rivers**, 6-7, 191, So., G/F, 1.1 ppg, 0.8 rpg.; **Kye Kurkowski**, 6-10, 214, So., F (2 games); **Trevor Menke**, 5-11, 177, So., G (3 games); **Jordan Tyrance**, 6-3, 195, So., G/F, (2 games).

Starters Lost (4):

Toney McCray, 21 starts, 9.9 ppg, 4.6 rpg.; **Brandon Richardson**, 30 starts, 7.0 ppg, 3.1 rpg, 3.3 apg; **Bo Spencer**, G, 29 starts, 15.4 ppg, 3.3 apg, 2.6 rpg; **Caleb Walker**, G, 29 starts, 6.8 ppg, 4.0 rpg.

Other Lettermen Lost (5):

Jorge Brian Diaz, 6-11, 244, C; **Mike Fox**, 6-4, 205, F; **Corey Hilliard Jr.**, 6-1, 183, Fr., G; **Josiah Moore**, 6-5, 200, Fr., G; **Christopher Niemann**, 6-11, 275, C

Newcomers (8):

Deverell Biggs, 6-0, 174, Jr., G; **Benny Parker**, 5-9, 164, Fr., G; **Max Ritchie**, 6-4, 179, Fr., G; **Terran Petteway**, 6-6, 200, So., G/F; **Mike Peltz**, 6-2, 199, Jr., G; **Sergej Vucetic**, 7-1, 236, Fr., C; **Shavon Shields**, 6-6, 214, Fr., G/F; **Walter Pitchford**, 6-10, 229; So.; F.

#-Walk-on student-athlete; \$-redshirted in 2011-12; ^-transfer student-athlete, not eligible until 2013-14 season

THIS IS NEBRASKA..... 1-38

This is Nebraska Basketball.....	2-3
Magical Experience	4-5
Hendricks Training Complex	6-11
Husker Power	12-13
Athletic Medicine	14-15
Sports Nutrition.....	15
Media Exposure.....	16-17
Husker Equipment.....	18-19
Athletic Facilities.....	20-21
NBA Connection.....	22-23
History of Nebraska Basketball.....	24-25
Academic Success.....	26-27
Academic Experience/Life Skills	28-29
University of Nebraska Campus.....	30-31
Lincoln and Omaha – The Good Life.....	32-33
National Powers	34-35
Nebraska and the Big Ten.....	36-37
Nebraska and the Olympics.....	38

2012-13 SEASON OUTLOOK..... 39-46

Nebraska Alphabetical/Numerical Rosters	40
Team Breakdown	41
Season Preview	42-44
Schedule.....	45
Compliance Guidelines for Boosters	46

THE 2012-13 HUSKERS..... 47-66

Andre Almeida.....	48
Dylan Talley	49
Brandon Ubel	50-51
Ray Gallegos	52
Kye Kurkowski.....	53
Trevor Menke	54
David Rivers.....	55
Jordan Tyrance	56
Deverell Biggs	57
Benny Parker	58
Terran Petteway.....	59
Walter Pitchford	60
Shavon Shields.....	61
Sergej Vucetic.....	62
Max Ritchie.....	63
Mike Peltz.....	63
Career Game-by-Game Stats	64-66
Student Managers/Trainers.....	66

THE COACHING STAFF..... 67-76

Head Coach Tim Miles	68-70
Assistant Coach Chris Harriman	71
Assistant Coach Ben Johnson	72
Assistant Coach Craig Smith	73
Director of Basketball Operations Jayden Olson	74
Video Coordinator Gregory Eaton	74
Strength Coach Tim Wilson	74
Husker Basketball Support Staff	75
Bank of the West Nebraska Basketball Show	76

ADMINISTRATION..... 77-84

University Administration.....	78
Board of Regents	79
Athletic Director Tom Osborne.....	80
Special Assistant to the Chancellor Shawn Eichorst	81
Senior Administration.....	82
Support Staff	83-84

OPPONENTS..... 85-116

Big Ten Composite Schedule	86
Southern/Valparaiso.....	87
Nebraska-Omaha/Tulane.....	88
Kent State/Wake Forest.....	89
USC/Creighton	90
Oregon/Jacksonville State	91
Central Michigan/UTEP/Arkansas-Pine Bluff	92
Nicholls State/Ohio State	93
Wisconsin/Michigan.....	94
Michigan State/Purdue.....	95
Penn State/Illinois.....	96
Northwestern/Minnesota	97
Indiana/Iowa	98
Postseason Tournament Dates	99
Big Ten Conference	100
Series Records vs. Big Ten Opponents	101-102
Series vs. Non-Conference Opponents	103-113
Nebraska vs. All Opponents.....	114-115
Nebraska vs. All Conferences.....	115
Husker All-Time Exhibition Results.....	115

2011-12 SEASON IN REVIEW..... 117-134

Season Review.....	118-119
Senior Bios.....	120-121
Statistics	122
Results	123
Game-by-Game Comparison	124
Team/Individual Highs and Lows	125
Box Scores	126-134

RECORD BOOK..... 135-160

Career/Single-Game Scoring Leaders	136
Individual Records	137-139
Team Records	140-141
Single-Season Top 10 Lists (overall)	142
Career Top 10 Lists	143
Single-Season Top 10 Lists (by class)	144-145
Team Season Bests	146-148
Annual Statistical Leaders.....	149-150
Year-by-Year Team Statistics	151-152
Devaney Center Records	153-156
Conference Tournament Results/Records	157-158
Postseason Records and Results.....	159-160

HISTORY..... 61-200

The History of Nebraska Basketball	162-165
Nebraska Lettermen	166-168
Husker Award Winners/All-Americans	169-170
1,000-Point Club	171-174
Nebraska Basketball – A to Z	175-176
Nebraska Basketball Hall of Fame	177
Husker Coaching Ledger	178
Year-by-Year Summary.....	179
All-Time Results.....	180-199

MEDIA/FAN INFORMATION..... 201-208

Athletic Directory	202
Media Outlets.....	203
Media Policies	204-205
Devaney Center Maps and Regulations.....	206
Huskers on Radio and Television	207
Nebraska TV/Radio Roster	208

THIS IS NEBRASKA BASKETBALL

“Now is the best time in history to be the men’s basketball coach at the University of Nebraska.”

COACH TIM MILES

New Nebraska coach Tim Miles has built a reputation on turning programs into winners at all levels of basketball. At Colorado State, he turned a program that won nine games in his first season to three straight postseason appearances, including the school’s first NCAA bid in nine years. He takes over a Husker program that is spending \$200 million in basketball facilities opening by the fall of 2013 and has joined the Big Ten, considered the best basketball conference in the country.



1 Miles and his new staff began the summer by holding youth camps and clinics at the Devaney Center and at the Hendricks Training Complex.

2 The new NCAA legislation allowed Miles and the Husker coaching staff an opportunity to work with the players for eight weeks during the summer.

3 Miles welcomed nearly 30 former players back to town for the Rebounders Club golf outing in 2012. In addition, the Huskers will hold a reunion weekend for former players during the upcoming season.

4 Tim Miles turned around a Colorado State program, leading the Rams to the school’s first NCAA berth in nine years in 2012.

5 Miles gets some instructions from Husker baseball coach Darin Erstad prior to throwing out the first pitch at a Husker baseball game.



Scan to learn more about the Nebraska basketball program at ThisisNebraska.com

WHAT THEY'RE SAYING ABOUT TIM MILES

"He understands it's guys in T-shirts and shorts running around playing a game. He's highly competitive, but he can also tell the difference between the phony guys and the type of players you can count on...You gotta be able to differentiate between the fluff and the substance. Tim understands substance."

- BO RYAN

Wisconsin Head Coach

"He didn't come with a silver spoon and a Carolina or Kentucky or Duke hat. He's earned his spurs. Sometimes that's the best way to get where you want to go."

- STEVE FISHER

San Diego State Head Coach

"He's great in regard with X's and O's. He's great with his players. He's terrific with the fans. I just think he's a great choice."

- LON KRUGER

Oklahoma Head Coach

"Tim understands basketball, and he understands what it's going to take to compete in the Big Ten. He's done an unbelievable job of rebuilding programs."

- GREG MCDERMOTT

Creighton Head Coach

"Tim has always done a good job with his program wherever he has been. He's a high-energy guy who gets his kids to play hard."

- DARRIN HANSEN

Nebraska-Omaha Head Coach

"With their new facilities and energetic coach, the Huskers have received interest from high-major recruits who might not have considered the program even a year ago. The buzz surrounding basketball in Lincoln is growing."

- MYRON MEDCALF

ESPN.com

"The Huskers may have made the hire of the season in landing former Colorado State coach Tim Miles, a noted turnaround specialist known for tweeting at halftime of his team's games."

- ANDY GLOCKNER

SI.com



Top: Chris Harriman joins the Husker staff after spending the past four seasons at Saint Louis University.

Middle: A former standout at two Big Ten programs, Ben Johnson comes to Nebraska following four years at Northern Iowa.

Bottom: Craig Smith has been with Tim Miles at nearly every stop during his coaching career. Smith was the top assistant on Miles' Colorado State staff for the past four years.



MAGICAL EXPERIENCE

Husker fans have created an intimidating environment for visiting teams since the Bob Devaney Sports Center opened 36 years ago. The Huskers own an all-time record of 436-141 (.756) in the building, including a 273-35 (.887) mark vs. non-conference opponents.

In his first six months, Coach Miles has worked hard to improve the atmosphere at home games, especially among the students on the Nebraska campus. He has hosted the Red Zone members at the Hendricks Training Complex and has been active on campus in courting Husker students to enhance the Huskers' homecourt advantage.





“When you look at everything, it’s important to know there are elements in place here to be successful, and I think the most important one is the intensity of the interest of the fans. The fan base is phenomenal, and that’s good because at the end of the day, this is a place where we can blow up men’s basketball ... everybody else has been successful ... it’s our time!”

COACH TIM MILES



HENDRICKS TRAINING COMPLEX



The new home for the Nebraska basketball program, the Hendricks Training Complex was officially opened on Oct. 13, 2011. The 80,000-square foot facility located adjacent to the Bob Devaney Sports Center includes practice facilities with a court and a half, expanded team locker rooms and player lounges as well as areas for strength and conditioning, nutrition and athletic medicine. The two-level facility is named for Tom and Mary Hendricks of Pipe Creek, Texas, and their children, Jennifer and Brandon, for their lead gift in the project.





5



6



7

1 Members of the Hendricks and Whitehead families join Husker coaches and administrators in the ribbon-cutting ceremony of the Hendricks Training Complex on Oct. 13, 2011.

2 The Hendricks Training Complex is an 80,000-square foot training facility located adjacent to the Bob Devaney Sports Center.

3 Athletic Director Tom Osborne speaks at the ribbon-cutting ceremony for the opening of the Hendricks Training Complex in October of 2011. The facility is the training home for the Husker men's and women's basketball and wrestling programs.


4 One of the highlights of the Hendricks Training Complex is the details inside the building. The facility features two video walls as well as a granite basketball in the main lobby which was imported from China and weighs 5,500 pounds.

5 The grand lobby of the Hendricks Training Complex features a two-story abstract net sculpture made of acrylic, metal and an interactive material called sensistile.

6 The men's basketball office features an expansive lobby area as well as individual offices for each coach and support staff. The area also has a balcony that overlooks the Bus Whitehead Practice Court that can hold up to a dozen visitors for observing practice.

7 The men's basketball conference room features an advanced video system with high-definition projector and screens, views overlooking the Bus Whitehead Practice Court and a custom-made conference table that is a replica of the court.

BUS WHITEHEAD COURT



Named for one of the legendary players in program history, the Bus Whitehead Court features a court and a half for the team to practice, an auxiliary training room as well as a 103-inch plasma screen for teaching during drills. The court is named for Bus Whitehead, a two-time all-conference performer who led the Huskers to consecutive Big Seven titles in 1949 and 1950 and is a member of the Nebraska Basketball Hall of Fame.



Located next to the Bus Whitehead Court, the Nebraska men's basketball team room features 24 theater-style seats with built-in tables, a high-definition video system with a 120-inch video screen and treated walls to enhance the extensive built-in sound system.

NEAL & JAMIE HAWKS PLAYERS LOUNGE



The Neal and Jamie Hawks Players Lounge is the perfect place to relax after a practice. The area features over 400 inches of high-definition TVs, leather couches that can seat more than a dozen players and a custom-created pool table, as well as a kitchen area to store or prepare food. The team area also includes a locker room with built in iPads for each player, a hydro area that features cold and hot tanks and showers with the ability to play music through built-in speakers.





5



6



7

1 The Neal and Jamie Hawks Players Lounge features a custom leather couch as well as over 400 inches of televisions, as the room features a pair of 103-inch and three 65-inch screens, all with access to cable, DirecTV and the film system built into the facility.

2 The custom pool table inside the lounge features a custom felt court graphic, while the sound system in the room features 25 speakers through the team area.

3-4 The players' corridor heading to the Neal and Jamie Hawks Players Lounge connects the past with the present with a wall honoring past letterwinners as well as an interactive lighting system that features 3-D basketballs that capture motion down the hallway.

5 The men's locker room is highlighted by 20 custom wood lockers that feature iPads in each locker as well as custom back-lit displays and personalized lock boxes for safety. The room also features a Terazzo flooring display in the center of the room.

6 The hydro area has extra-large hot and cold tanks while the hot tank can be changed into a custom cold tank. The area also features tiled walls and a pair of 65-inch televisions and custom surround sound.

7 The Neal and Jamie Hawks Players Lounge also has a built-in kitchen area as well as an 8x13-foot video wall that can be programmed to watch one game or as many as nine games at once.

HUSKER POWER

The model strength and conditioning program in the nation, Husker Power plays a major role in the continuing success of Nebraska athletics. Nebraska's strength program was the first in the nation, and with 12 staff members is one of the most comprehensive strength and conditioning organizations in the country.

The Hendricks Training Complex features a new 5,000-square foot weightroom that is used by the men's basketball team on a daily basis. Along with the athletic training room and locker room, it is just steps away from the practice court.





THREE REASONS FOR SUCCESS Program

The Husker Power Strength and Conditioning Program is geared for maximum improvement of performance on the basketball court. Each athlete receives his own individual computerized program each year.

Supervision

The Husker Power staff has eight full-time strength and conditioning specialists and four interns. Basketball strength coach Tim Wilson is devoted to working directly with the men's basketball program to help Husker athletes prepare for a successful career on the court. Prior to working at Nebraska, he worked with the Milwaukee Bucks for 11 years and at the University of Oregon.

Facilities

The Charles and Romona Myers Performance Center in the Osborne Athletic Complex is the finest all-around athletic facility in the nation, providing athletes with all the tools necessary to achieve at the highest level. Nebraska basketball players now have the Hendricks Training Complex, which opened in October of 2011. The facility has a 5,000-square foot weight room featuring five transformer machines and a strength wall.



Tim Wilson
*Men's Basketball
Strength Coach*

“The University of Nebraska strength and development program is the model for others in the country.”

- PHILLIP HAGE

Editor, Physician and Sports Medicine Magazine

ATHLETIC MEDICINE

Providing expert care to nearly 600 Husker student-athletes, Nebraska features one of the most well-trained and highly skilled athletic medicine staffs in the country.

Under the guidance of Director of Athletic Medicine Dr. Lonnie Albers, Head Athletic Trainer, Physical Therapist Jerry Weber and Men's Basketball Athletic Trainer R.J. Pietig, the 2012-13 Husker athletic medicine staff consists of five doctors, two therapist/athletic trainers, eight athletic trainers and six graduate assistant athletic trainers.

Nebraska's team of orthopaedists is led by Chief of Staff Dr. Pat Clare, a nationally respected orthopaedic surgeon with more than 30 years of service to Husker athletics.





R.J. Pietig
Men's Basketball
Athletic Trainer


1-3 Husker student-athletes have the benefit of using state-of-the-art equipment for rehabilitation and injury prevention at both the Bob Devaney Sports Center and the Osborne Complex. The training room at the Devaney Center was renovated in 2011, tripling its previous size.

4-6 Nebraska basketball players are cared for on a daily basis by Athletic Trainer R.J. Pietig, who works to keep athletes physically prepared for practice and games, and provides expert care in rehabilitation services.

7 To help Husker basketball players stay healthy throughout the season, the Husker locker room also features custom-built large hot and cold tubs.

8 In addition to the athletic medicine center at the Devaney Center, student-athletes have access to the finest equipment and rehab area in the country at the Osborne Complex on campus.





SPORTS NUTRITION

Making solid nutritional choices helps an athlete become stronger and improves game-day performance. NU Sports Nutritionists Lindsey Remmers and Scott Trausch work with all 23 of Nebraska's sports by educating athletes on topics such as gaining weight, losing body fat, staying hydrated, increasing energy and supplement use.



1 The Lewis Training Table was remodeled in the fall of 2010 and is a great location for athletes to utilize the training they receive from the sports nutrition staff.

2 At the Nutritional Oasis at the Hendricks Training Complex, basketball players can grab a drink or light snack to help recharge between classes and workouts.

3 The sports nutrition staff keeps the area at the Landing stocked with quality nutritional products for athletes.

4 Student-athletes are given expert direction in how to make smart dietary choices to stay in peak shape during the season.



HUSKER BASKETBALL IN THE MEDIA

One of the most media-savvy coaches in college basketball Tim Miles has quickly become popular around college basketball for both his insight and his sense of humor. At Colorado State, he won a regional Emmy for the The Mtn. documentary of the Rams' program. Miles is also consistently rated as one of the top coaches nationally to follow on Twitter (@CoachMiles) as he provides his unique insight, including halftime tweets.

Nebraska basketball will continue to be in the national spotlight this season as every home game will be televised or streamed on BTN.com, including over 20 games broadcast nationally. Every game will be broadcast on a 29-station radio network and carried for free on Huskers.com, with select broadcasts on Sirius XM Satellite Radio.



facebook

Follow Coach Miles and the Husker Basketball Program on Twitter and Facebook at:

Twitter.com/CoachMiles
Twitter.com/HuskerHoops
Facebook.com/Huskers




Tim Miles does a sideline interview with Damon Benning of the Big Ten Network.





1



2



5



3



4



6



7



8



- 1 Tim Miles meets the media during his introductory press conference on March 24, 2012.
- 2-6 Miles has been on the go since taking over the Husker job in March. Some of the media stops he has made included the Sports Nightly set, talking with reporters during the Rebounders Club Golf outing, making an appearance on the CBS College Sports set at the Final Four and talking with Kent Pavelka following his initial press conference at Nebraska.
- 6-7 Bo Spencer and Caleb Walker talk with the Big Ten Network following games in the 2011-12 season, as nearly every Husker game is televised or broadcast live on the Internet.
- 8 Brandon Ubel conducts a feature interview following one of the Huskers' summer workouts.

HUSKER EQUIPMENT

Nebraska student-athletes are fitted with the finest adidas equipment and clothing as part of the apparel manufacturer's lucrative sponsorship deal with the Nebraska Athletic Department. From head to toe, Husker athletes receive the newest gear to not only look sharp, but to also have the latest technology at their disposal.

Nebraska Basketball wears the adidas Revolution 30 Basketball Uniform; the lightest and most technologically advanced uniforms in basketball and the same uniforms worn by all 30 NBA teams. Designed and developed by adidas, the uniforms are 30 percent lighter and dry twice as fast to help enhance player performance by keeping the athletes cooler, dryer and more comfortable on the court.

Devaney Center Equipment Manager Pat Norris works closely with an on-campus adidas representative to make sure Husker basketball players have everything they need to represent the University in a proper manner. From warmups to workout gear and shoes to winter coats, Norris orders the best fitting, most appropriate gear for the Huskers every season, so they can look their best on and off the court.



Pat Norris
*Devaney Center
Equipment Manager*






HOME OF CHAMPIONS

BOB DEVANEY SPORTS CENTER



PINNACLE BANK ARENA
OPENING 2013-14




THE NATION'S FINEST FACILITIES



Nebraska's top facilities are not limited to the men's basketball program. Nearly every Husker sport enjoys a venue that ranks among the nation's best. Nebraska is dedicated to providing its athletes top-notch game-day and practice atmospheres in every sport.

Between 2009 and 2014, Nebraska is spending over \$127 million in new facilities, including the Student Life Center, the Hendricks Training Complex, an expansion of Memorial Stadium and a renovation of the Bob Devaney Sports Center as well as an indoor facility for baseball and softball.



Top: The Osborne Athletic Complex provides Nebraska student-athletes with the nation's best training facilities.

Middle: The Bob Devaney Sports Center (left) will undergo a massive reconfiguration for 2013, when the Husker volleyball team makes the Devaney Center its new home. The Devaney Center Track hosted the 2012 Big Ten Championships and is one of the fastest tracks in the country; and Hawks Field (right), home of the perennial power Husker baseball team.


Left: Memorial Stadium has been packed for more than 320 consecutive home games - a continuing NCAA record. Approximately 85,000 fill Memorial Stadium each game, with an electric game-day atmosphere that includes giant HuskerVision replay boards and ribbon boards spanning the east and west balconies.

NBA CONNECTION

Nebraska players have enjoyed significant professional success following their careers as Huskers. Nebraska has had 26 players drafted by teams in the National Basketball Association, including three first-round picks during the 1990s.

Mikki Moore has made a name for himself, spending 13 years in the NBA after being an undrafted free agent out of Nebraska. Moore, who led the NBA in shooting percentage in 2006-07, has played in 564 career games and helped his teams to three playoff appearances.

With former NBA veterans Eric Piatkowski, Tyronn Lue and Erick Strickland playing in the league in the last few years, Nebraska has been well represented at the highest level of basketball.



1 Tyronn Lue played for seven teams during his 11-year NBA career. During that time, he won two World Championship rings with Kobe Bryant, Shaquille O'Neill and the L.A. Lakers and played beside one of the greatest players in NBA history, Michael Jordan, with the Washington Wizards. He is currently in his fourth year on the Boston Celtics staff and is beginning his second year as an assistant coach for the 2011-12 Eastern Conference runner-up.

2 During his 13 years in the league, Mikki Moore has played with nine teams. Moore was the first non-drafted player to lead the league in field-goal percentage, as he hit 60.9 percent from the floor for New Jersey in 2006-07. He spent part of the 2011-12 season with the Golden State Warriors.

3 Eric Piatkowski played 13 seasons in the NBA and set the L.A. Clippers' club record for 3-pointers made. He retired following the 2007-08 campaign. Following his playing career, he served as a color analyst for Nebraska television games on Fox Sports Midwest for two seasons.

4 Erick Strickland played nine years in the NBA after entering the league as an undrafted free agent, appearing in over 500 career games with six teams.

5 Rich King was a 1991 first-round draft pick after helping NU to a school-record 26 wins and an NCAA Tournament appearance as a senior.

6 Nebraska's all-time leading scorer, Dave Hoppen was the second pick of the 1988 expansion draft by the Charlotte Hornets and spent six seasons in the NBA.

7 Husker great Stu Lantz played eight years in the NBA, twice averaging more than 18 points per game for a season. He has been the Los Angeles Lakers' color commentator on TV since 1987.

8 Fans at the Devaney Center can check out an exhibit with the memorabilia for all former Huskers who played in the NBA.



Through the years, Nebraska has had 26 players drafted by teams in the National Basketball Association.

In the 1990s, Nebraska had three first-round selections in the NBA Draft. Rich King was the 14th selection in 1991, Eric Piatkowski was picked 15th overall in 1994 and Tyronn Lue, who entered the draft following his junior season, was selected 23rd overall in 1998.

HUSKERS IN THE NBA			
1949	Claude Retherford, St. Louis Bombers	1990	Eric Johnson, Jazz
1950	Bus Whitehead, Chicago Stag	1991	Rich King, SuperSonics
1951	Bob Pierce, Indianapolis Olympians	1994	Eric Piatkowski, Suns
1952	Jim Buchanan, Celtics	1996	Tony Farmer, Warriors
1954	Bill Johnson, Celtics	1998	Erick Strickland, Bucks
1960	Herschell Turner, Syracuse Nationals	1998	Tyronn Lue, Hawks
1966	Grant Simmons, Bullets	1999	Verson Hamilton, Rockets
1967	Willie Campbell, SuperSonics		Mikki Moore, Nets
1968	Stuart Lantz, Lakers		
	Tom Baack, Pistons		

HUSKERS IN THE NBA DRAFT

The first NBA draft of collegiate players was held following the 1947-48 season, but the league did not begin to keep records of team-by-team draft lists until 1952. Here is a list of the 26 Cornhusker players drafted by the NBA since 1949:

1949	Claude Retherford, St. Louis Bombers	1979	Carl McPipe, Philadelphia 76ers (5th)
1950	Bus Whitehead, Chicago Stags (7th)	1981	Andre Smith, Cleveland Cavaliers (7th)
1951	Bob Pierce, Indianapolis Olympians (5th)	1982	Jack Moore, K.C. Kings (9th)
1952	Jim Buchanan, Boston Celtics (6th)	1985	Curtis Moore, Portland Trailblazers (6th)
1954	Bill Johnson, Boston Celtics (11th)	1986	Dave Hoppen, Atlanta Hawks (3rd)
1960	Herschell Turner, Syracuse Nationals (6th)	1991	Rich King, Seattle SuperSonics (1st/14th pick)
1966	Grant Simmons, Washington Bullets (12th)	1994	Eric Piatkowski, Indiana Pacers (1st/15th pick)
1967	Willie Campbell, Seattle SuperSonics (15th)	1998	Tyronn Lue, Denver Nuggets (1st/23rd pick)
1968	Stuart Lantz, Houston Rockets (3rd)	1999	Verson Hamilton, Houston Rockets (2nd/50th pick)
1970	Tom Baack, Detroit Pistons (10th)		
1971	Marvin Stewart, Philadelphia 76ers (2nd)		
1972	Leroy Chalk, Boston Celtics (13th)		
	Chuck Jura, Chicago Bulls (3rd)		
	Mike Peterson, Portland Trail Blazers (16th)		
1974	Brendy Lee, Atlanta Hawks (10th)		
1976	Jerry Fort, Boston Celtics (3rd)		


Note: Nate Branch was drafted by the American Basketball Association's Oakland franchise in 1967; Stuart Lantz was drafted by Oakland in 1968; Marvin Stewart was drafted by the New York Nets in 1971; and Chuck Jura was selected by the Utah Stars in 1972.



4



5



6



7



8

HUSKER CENTURY



Three numbers for Nebraska men's basketball and three on the women's side have been retired. Eric Piatkowski was the most recent honoree to have his number retired in 2006.

Entering the 117th year of Husker basketball, the Nebraska program has collected nearly 1,400 wins and 23 all-time postseason appearances.

The Huskers are looking to build on two of the strongest decades in school history. Nebraska has averaged more than 18 wins per season over the past quarter century, while making 15 postseason tournaments during that span. Thirteen of the school's 25 1,000-point scorers have also played for the Huskers since 1990.



HUSKER PROGRAM QUICK FACTS

- The Cornhuskers own 1,399 all-time victories, including 12 20-win seasons. Nebraska's last 20-win season came in 2007-08, as Coach Doc Sadler led NU to a 20-13 record and the second round of the National Invitation Tournament.
- Nebraska has made 23 appearances in the postseason, including six NCAA berths and 17 trips to the NIT. All but two of the postseason appearances have come since 1980.
- Overall, 25 Huskers have topped the 1,000-point mark in program history, most recently Ryan Anderson in 2010. Herschell Turner was the first to accomplish the feat in 1960.
- Dave Hoppen owns the school record with 2,167 points between 1983 and 1986. He is the only 2,000-point scorer in school history.



1911-12 Nebraska Cornhuskers



Milton "Bus" Whitehead



Eric Piatkowski



Danny Nee, Nebraska's all-time winningest coach

1897-1906

Nebraska posted a 59-26 (.694) record in its first decade of basketball, including three perfect seasons. In those 10 years, the Huskers were coached by Frank Lehmer, T.P. Hewitt, E. Berry, Fred Morrell, Walter Hiltner and R.G. Clapp.

1907-16

The last five teams of the Huskers' second decade all posted winning records. The 1911-12 team won the school's first Missouri Valley Conference title and then repeated as champs in 1912-13 and 1913-14.

1917-1926

Nebraska fashioned its first-ever 20-win season in 1919-20, finishing 22-2 and setting a school record for wins that stood until 1990-91. During the decade, Nebraska was 111-71 (.610) and had six winning campaigns.

1927-1936

NU opened the decade in the Nebraska Coliseum, but finished under .500 at home in 1925-26. In 1928-29, Nebraska joined Missouri, Kansas, Kansas State, Iowa State and Oklahoma to form the Big Six Conference.

1937-1946

Nebraska's record of 65-120 (.351) in the decade was its worst ever. Twice, in 1943-44 and 1944-45, the Huskers mustered only two wins. Sid Held and Don Fitz earned first-team All-Big Six honors in 1940-41.

1947-1956

The Huskers were 102-141 (.420) in the decade. However, the 1948-49 team tied for first in the Big Seven Conference and beat Oklahoma to advance to the NCAA District Tournament. Claude Retherford was a first-team All-Big Seven pick that season and led the team in scoring. In 1949-50, Bus Whitehead earned first-team all-conference honors as Nebraska tied Kansas and Kansas State for the Big Seven championship.

1957-66

The Huskers' 20-5 record in 1965-66 was their first 20-win season since 1919-20. Stuart Lantz, who finished second to KU's Jo Jo White in the Sophomore-of-the-Year balloting, would go on to become a third-round NBA draft pick. For the decade, NU was 102-142 (.418).

1967-1976

Nebraska finished above .500 for the decade with a 147-111 (.570) record. Marvin Stewart was the first player to average 20 points in a season in 1970-71. The Huskers opened the Bob Devaney Sports Center in the 1976-77 season. Jerry Fort earned three straight first-team all-conference awards from 1974 to 1976.

1977-1986

The Cornhuskers posted a 175-119 (.595) record in the decade, including a 15-14 ledger in 1976-77, the first season at the Bob Devaney Sports Center. In 1977-78, the Huskers earned their second postseason tournament bid and first since 1966-67, advancing to the second round of the NIT. NU posted 20 wins twice during the decade (1977-78, 1982-83).

1987-1996

The Huskers enjoyed their most successful decade, winning 20-or-more games five times. Nebraska advanced to the NCAA Tournament four times, won its first-ever Phillips 66 Big Eight Tournament trophy in 1994 and captured the NIT Championship in 1996. For the decade NU was 185-131 (.585).

1997-2006

Nebraska continued its success while starting its second century of play. The Huskers added a pair of 20-win seasons as NU was also one of just 15 schools to appear in nine consecutive postseason tournaments from 1991 to 1999.

2007-2012

Nebraska posted back-to-back winning seasons to open the frame, including adding the program's 12th 20-win campaign. Under Doc Sadler, Nebraska made three postseason appearances. Aleks Maric was an all-conference selection in 2007-08 and the first Husker ever with 1,600 points and 1,000 rebounds. Nebraska joined the Big Ten Conference and played its first season during the 2011-12 campaign.

2012

Tim Miles was named Nebraska's 26th head coach on March 24, 2012, after leading Colorado State to three straight postseason appearances, including the 2012 NCAA Tournament. The Huskers will play their 37th and final season at the Bob Devaney Sports Center in 2012-13.




Joe Cipriano led the Husker basketball program for 17 seasons and finished his NU coaching career with a school-record 253 wins.

"It takes a special person to be able to sell yourself and sell your program. Some people have it and some people don't. Everyone that I know who's met Coach Miles thinks he has it. I like the way he's going after some of the top guys out there to sell himself and sell the program. He's opened the door to some first-tier players and seems ready to take this program to the next level. He has the formula, the staff, the facilities and the backing of the university and the athletic department. Put all that together and everyone feels pretty good about the future direction of the Nebraska program."

- DAVE HOPPEN

Nebraska's all-time leading scorer



Nebraska's winningest team in program history, the 1990-91 Cornhusker squad won 26 games and had a pair of eventual first-round NBA selections.



Dave Hoppen is Nebraska's all-time leading scorer and helped the Huskers to four straight postseason appearances.



Nebraska won the 1994 Big Eight Tournament title on its way to a fourth consecutive NCAA Tournament bid.

ACADEMIC SUCCESS





The success of Nebraska student-athletes reaches far beyond athletic competition. More Husker student-athletes have been selected to CoSIDA Academic All-America teams (299) than any other school in the nation, and Nebraska has produced more NCAA Top Eight Award winners (16) than any other school. As it enters its second season of Big Ten Conference competition in 2012-13, Nebraska continues to set the standard for the approximately 1,400 NCAA member institutions.

ACADEMIC TRADITION GROWS IN 2011-12

Husker student-athletes produced another stellar year at the University of Nebraska, continuing NU's tradition of academic success. Nebraska increased its nation-leading total of CoSIDA Academic All-Americans across all sports to 299 with a Big Ten Conference-leading eight honorees in 2011-12. A total of 190 Husker student-athletes captured academic All-Big Ten honors, while Huskers earned 667 spots on the Nebraska Scholar-Athlete Honor Roll during the fall and spring semesters.

ACADEMIC ALL-AMERICANS

ALL SPORTS AS OF AUGUST 2012

	299
	233
	183
	175

The Nebraska football team led an impressive showing in the classroom for the Huskers, as Austin Cassidy, Rex Burkhead and Sean Fisher all claimed CoSIDA Academic All-America honors. Cassidy, who became the 24th Husker football player in history to be a two-time academic All-American, earned first-team honors as a senior safety. Cassidy was joined on the first team by Burkhead, who rolled to 1,357 rushing yards as a junior I-back in 2011. Fisher, a junior linebacker, added second-team CoSIDA Academic All-America accolades. A total of 47 Husker football players earned bachelor's degrees in 2011-12, while 27 Huskers earned academic All-Big Ten awards.

Track and field All-Americans Tyler Hitchler and Ashley Miller led an impressive season for Coach Gary Pepin's program. Hitchler, an All-American on and off the track during his career, claimed Nebraska's Male Student-Athlete-of-the-Year award. A first-team All-American in the discus in 2012, Hitchler was also NU's male recipient of the Big Ten Medal of Honor. A two-time Nebraska Student-Athlete HERO Leadership Award winner and a four-time member of the Nebraska Student-Athlete Advisory Committee, Hitchler was accepted into medical school at the University of Nebraska Medical Center. Miller, a three-time All-American on the track, was a co-captain of both the NU women's cross country and track and field teams in 2011-12. The 2011 CoSIDA Academic All-American was NU's female recipient of the Big Ten Medal of Honor and the women's track and field team's Big Ten Sportsmanship Award winner. The track and field program added a trio of 2012 CoSIDA Academic All-Americans, led by senior Bjorn Barrefors who became just the 13th Husker in history across all sports to be a three-time academic All-American. The multi-eventer from Stockholm, Sweden, was joined on the 2012 first team by senior Nate Polacek, who earned a spot on the academic All-America team for the second straight season. Junior distance runner Brett Grieb added a third-team CoSIDA Academic All-America award.

The Husker basketball team placed five members on the 2011-12 Academic All-Big Ten team, including two-time selection Brandon Ubel. Nebraska was third among all Big Ten programs in Academic All-Big Ten selections in 2011-12. Senior Brandon Richardson was chosen as basketball's sportsmanship nominee for his contributions on and off the court for Nebraska basketball.

Top left: Nebraska Student-Athletes of the Year Ashley Miller (left) and Tyler Hitchler (right) earned multiple All-America awards for the Husker track and field program.

Bottom left: Toney McCray earned his degree in sociology in May of 2012, after helping the Huskers to a pair of postseason appearances during his Husker career.





Top: Brandon Richardson received his degree in May of 2012. Since 2001, nearly 80 percent of Husker basketball players who have finished their eligibility have received their degrees.

Bottom: Graduation ceremonies at the Bob Devaney Sports Center. A school-record 155 Husker student-athletes earned their degrees during the 2011-12 academic year.

NEBRASKA'S 2011-12 ACADEMIC HIGHLIGHTS

- 299 All-Time CoSIDA Academic All-Americans across all sports (leads nation)
 - 102 Football Academic All-Americans (leads all sports, all time)
 - 36 Volleyball Academic All-Americans (leads all women's sports, all time)
 - 29 Softball Academic All-Americans (No. 2 among all women's sports, all time)
- Eight CoSIDA Academic All-Americans (5 first-team, 2 second-team, 1 third-team)
 - First-Team: Rex Burkhead (Football), Austin Cassidy (Football), Tucker Lane (Wrestling), Bjorn Barrefors (Men's Track & Field), Nate Polacek (Men's Track & Field)
 - Second-Team: Sean Fisher (Football), Josh Ihnen (Wrestling)
 - Third-Team: Brett Grieb (Men's Track & Field)
- Four NCAA Postgraduate Scholarship Winners (\$7,500)
 - Tucker Lane (Wrestling); Nikki Haget (Softball); Tyler Hitchler (Track & Field); Ashley Miller (Track & Field/Cross Country)
- 190 Academic All-Big Ten Selections Across All Sports (3.0 GPA)
- 667 Student-Athletes Honored on the Nebraska Scholar-Athlete Fall and Spring Honor Rolls (3.0 GPA or above)
- 92 Student-Athletes Earned Perfect 4.0 GPAs in either the Fall or Spring Semester
- School-Record 155 Student-Athletes Earned Degrees from August 2011 through May 2012 (August 2011--16; December 2011--57; May 2012--82)
- Male Student-Athlete of the Year - Tyler Hitchler, Men's Track & Field (Nutrition Science)
- Female Student-Athlete of the Year - Ashley Miller, Women's Track & Field/Cross Country (Dietetics)
- Men's Herman Award Winner - Men's Golf (3.509 GPA in 2011)
- Women's Herman Award Winner - Women's Tennis (3.644 GPA in 2011)
- Life Skills Team Award Winners - Football, Women's Swimming & Diving

ACADEMIC EXPERIENCE



NEBRASKA'S ATHLETIC/ACADEMIC COUNSELING - A NATIONAL LEADER

From the day student-athletes decide the University of Nebraska is the right place to be, the athletic academic counseling unit provides personal and academic support to ensure that student-athletes will get the most out of their years as Huskers. Featuring one of the most innovative and comprehensive academic support systems in the country, Nebraska is dedicated to helping its student-athletes become outstanding leaders in their chosen fields. The academic support team is comprised of 13 full-time staff members and a tutorial staff of approximately 75 tutors addressing all subject areas.

Academic Counseling

Eight academic counselors and three assistant academic counselors are in place to monitor daily academic progress, receive consistent course feedback, assist with the advising/registration process and monitor continuing eligibility and progress toward graduation. Essentially, academic counselors assist student-athletes in navigating the University of Nebraska system.

Tutorial Support

A tremendous resource for all academic abilities, unlimited tutorial support is available from day one up to college graduation. Subject and mentor tutors help provide academic support and study strategies to be successful. Supplemental Instruction, a sub-component of the tutorial program, provides targeted group review sessions to help ease the transition to college academics while improving study strategies and building academic self-esteem.

Study Hall

Nebraska's study hall program is housed in the D.J. Sokol Enrichment Center within the Student Life Complex. Student-athletes attend a supervised, flex-time study hall that features day, evening and weekend hours. Each student-athlete is required to complete a specific number of study hours each week as determined by their academic counselor and/or coach. In addition, weekly study hall reports

are provided to the coaching staff. Additional performance-based or tutor-based study hall may also be determined by the academic counselor.

Mentoring

Many student-athletes meet with a mentor on a weekly basis to assist in making a smooth transition from high school to college. Mentors collect syllabi, gather and report academic progress information and teach academic success strategies.

Educational Assessments

Assessments are administered upon the request of the student-athlete, academic counselor, or coach to determine student strengths and areas for improvement. Results allow academic counselors to develop a personalized academic support program and to determine if more in-depth testing is warranted. When additional assessments are necessary, referrals are made to a consulting psychologist who conducts the assessments. If it is determined that a student-athlete has a learning disability, appropriate accommodations are made through the Office of Services for Students with Disabilities.

Student-Athlete Orientation

The academic staff coordinates New Student-Athlete Orientation to help newcomers adjust to the multiple demands of being a college student-athlete. Presentations are made by academic counselors, compliance officials, NU faculty and administrators, business/community professionals and student-athletes.

Personal Counseling

Student-athletes will find a supportive and caring environment at Nebraska. Transitional issues, stress management, time management, academic focus and problem resolution are all addressed in a proactive manner throughout the year. If necessary, counseling referrals are also made to designated practitioners.

Computer Resources

Student-athletes enjoy a new state-of-the-art computer lab and technology center with 58 computers and professional supervision. Laptops are also available during team travel. Student-athletes have the benefit of ongoing education and assistance from a full-time computer technician.



LIFE SKILLS

The Nebraska Life Skills program is committed to providing proactive education, resources and support throughout college and beyond, best preparing Husker student-athletes for life after sports. Services foster transition, retention, responsible decision-making, leadership, volunteerism and career development.

Nebraska has long been considered a pioneer in life skills support and programming. In 1998, Nebraska was one of five Division I schools nationally to win the prestigious Program of Excellence Award recognizing a strong commitment to total person development. In 2005, Keith Zimmer, Associate A.D. for Life Skills, was the recipient of the Dr. Gene Hooks Award recognizing him as the top life skills administrator in the country.

LIFE SKILLS COMPONENTS

Proactive Education

Husker Life Seminar – All incoming student-athletes complete a 13-week fall semester seminar addressing a variety of life skills topics ranging from leadership to money to relationships and study skills. **Team Workshops** – Campus and community experts facilitate team-specific life skills education workshops. **Student-Athlete Assemblies** – Meetings featuring remarks from Athletic Director Tom Osborne and nationally recognized life skills trainers.

Personalized Support/Individual Sessions

Resume Development – Each student-athlete is assigned a Life Skills counselor who assists in the creation of a personalized resume for the student-athlete. Periodic follow-up meetings will take place through graduation to ensure a well-rounded college experience and marketability to realize career goals.

Community Outreach

Nebraska student-athletes combine to impact over 100,000 people statewide on an annual basis. **Team Service Requirement** – Each team participates in a minimum of two service projects per year. **School Outreach** – Individuals participate in numerous school outreach campaigns in both classroom and assembly settings. **Hospital Visits** – Huskers are frequent hospital visitors providing cheer and encouragement to a variety of patients.

Miscellaneous Outreach – Outreach requests are received daily from the entire state requesting involvement from Husker student-athletes. **Mentoring Programs** – Typically requires one hour of service per week serving as a youth mentor.

Leadership/Citizenship

Life Skills promotes leadership development and provides recognition opportunities for extraordinary citizenship. **Student-Athlete Advisory Committee** – Elected team representatives from each of the 23 sports serve as the “voice” of the entire student-athlete population discussing student-athlete welfare, legislation and service events. **HERO Leadership Award** – Individual recognition to Huskers who have consistently went above and beyond serving as an exemplary role-model. **Heart and Soul Award** – Presented annually to the top senior student-athlete leaders for extraordinary service throughout their college careers. **Life Skills Award of Excellence** – Presented to the single men’s and women’s team with the highest point total in the life skills team competition.

Career Commitment

In addition to the creation of a personalized resume and game plan, the following career resources are available to every Husker. **Student-Athlete Career Fair** – Attended by approximately 25 companies. **Networking Night** – Former Husker student-athletes and other professionals thriving in their chosen career fields share valuable insights with sophomore student-athletes. **Assessments** – On-line assessments to help individuals discover talents and match with a major and career. **Practical Experience** – Programs in place to facilitate shadowing and internship placements. **Job Preparation** – Expert advice on cover letter writing, interviewing skills and evaluating the job offer.

Postgraduate Assistance

Commitment to helping student-athletes pursue postgraduate plans and scholarships. **Career Nights** – Learn from the experts to gain valuable insight on timelines, application procedures, entrance requirements, personal essays and more. **Scholarships** – Seniors in their final season of athletic eligibility can apply for numerous postgraduate awards.



- 1 Every athlete who letters in a varsity sport and graduates from Nebraska is recognized in the Hall of Distinction.
- 2 Dylan Talley works with one of the tutors in the Student Life Complex. Senior Associate A.D. Dennis Leblanc and his staff keep track of the Huskers' classroom performance.
- 3 Max Ritchie, Andre Almeida and Jordan Tyrance were some of the players on hand to welcome students at Big Red Welcome this fall.
- 4 Husker athletes, such as Dylan Talley, routinely participate in Life Skills events outside the classroom and campus, giving the athletes a chance to view the world from a different perspective.
- 5 Brandon Ubel serves on the Student-Athlete Advisory Committee, providing a voice for Husker-student athletes on campus.
- 6 Andre Almeida signs an autograph at the JDRF Walk for a Cure.

LEADING THE WAY



As one of the nation's premier public institutions, the University of Nebraska is committed to undergraduate learning and world-class research. Quality instruction is emphasized in Nebraska's 157 undergraduate majors, which are spread through nine undergraduate colleges.

Nebraska, which officially joined the Big Ten Conference on July 1, 2011, is a member of the Committee on Institutional Cooperation, a consortium of Big Ten universities and the University of Chicago, which has generated unique opportunities for students and faculty by sharing expertise, leveraging resources and collaborating on programs.

The University of Nebraska was chartered by the Nebraska Legislature in 1869 as the state's public university and land-grant institution. Founded in Lincoln, the University of Nebraska was expanded in 1968 into a state educational system now comprising four campuses under the guidance of a Board of Regents and a central administration.

To discover more about the University of Nebraska visit unl.edu. To learn more about Nebraska athletics, visit Huskers.com and ThisIsNebraska.com.



“The Big Ten is a historically prestigious and stable academic community of scholars and students. The Big Ten, known for its athletic prowess, is highly regarded for its academic and research enterprises. There is nothing but upside for UNL to join the Big Ten.”

HARVEY PERLMAN

*University of Nebraska Chancellor
at the June 11, 2010, press conference
announcing UNL’s move to the Big Ten Conference*

Opposite page: The Bell Tower on campus is a focal point for students and alumni, often serving as a central meeting location on football game days.

Top right: The Nebraska Student Union is the meeting place on campus where students can spend a little down time between classes. It has study areas and a food court.

Middle right: Named for UNL alumni Irene and Winslow Van Brunt, the Van Brunt Visitors Center is located at the gateway to the city campus. The UNL Van Brunt Visitors Center offers resources and information for visitors to the UNL campus, and is utilized extensively for recruiting new students by the UNL Office of Admissions, which has offices and staff located in the building.

Middle right: The Esther L. Kaufmann Center houses the Jeffery S. Raikes School of Computer Science and Management.

Bottom Right: The new, 30,000-square foot Jackie Gaughan Multicultural Center is the nation’s largest multicultural center attached to a student union.

WELCOME TO LINCOLN, NEBRASKA

Featuring the advantages of an urban setting, the city of Lincoln is home to the University of Nebraska campus, and is only minutes away from the scenic beauty and wide open spaces of America's Heartland. Living in Lincoln enables Nebraska student-athletes to enjoy the benefits of city life, while residing in a community that consistently ranks among the nation's best in overall quality of life.

- Also known as the Star City, Lincoln sports a population of more than 260,000, making it the third largest city in the Big Ten.
- Lincoln was voted the No. 2 U.S. City in Quality of Life in the Gallup-Healthways Well-Being Index in 2011.
- Forbes.com ranked Lincoln as one of the nation's "Most Livable Cities" while ranking it fifth-best for business and careers in 2010. Forbes also ranked Lincoln as the fifth-safest city in the United States.
- The city of Lincoln consistently lists one of the lowest crime rates in the nation.
- Lincoln's Public School system was recently ranked as one of the top five in the nation by Expansion Management magazine.
- With more than 6,000 acres of parks, including 10 lakes, 11 municipal swimming pools, more than 80 miles of biking and hiking trails and 12 public golf courses, Lincoln offers more park land per capita than any other city in the United States.
- Lincoln is a three-hour drive away from Kansas City, as well as a day trip to Chicago, Minneapolis and Denver.



Canopy Street is an eight-block expansion of Lincoln's popular Historic Haymarket District, which will include over \$498 million of private and public investment, including the new 15,300-seat Pinnacle Bank Arena, over 6,000 new parking stalls, a new hotel, retail, office and several housing options.



The state capital of Nebraska, Lincoln is a growing city that features activities for citizens of all ages and interests. Lincoln is a scenic city including the Sunken Gardens in the middle of town. The Sunken Gardens features an annual floral display of more than 30,000 plants. The Haymarket District is full of entertainment and dining options and is just blocks from campus. The historic state capitol building provides the centerpiece of the downtown area, and famed "O" Street provides numerous options for nightlife and entertainment for students.



OMAHA



Nebraska's largest city, Omaha, is less than an hour's drive from Lincoln and has a population of nearly 800,000. Omaha is home to CenturyLink Center (top), TD Ameritrade Park (below), the NCAA College World Series, the world-renowned Henry Doorly Zoo (bottom) and the Joslyn Art Museum (bottom).



PROMINENT PEOPLE WITH NEBRASKA TIES

Grover Cleveland Alexander, Baseball Hall of Fame pitcher • **Fred Astaire, dancer and actor** • Max Baer, boxer • Marlon Brando, Academy Award-winning actor • William Jennings Bryan, U.S. Secretary of State, U.S. Representative, Democratic Party nominee for president 1896, 1900, and 1908 • **Warren Buffett, investor; Forbes Magazine's 2008 Richest Man in the World** • Richard N. Cabela, entrepreneur, founder of Cabela's sporting store • **Johnny Carson, comedian** • Joba Chamberlain, Professional baseball player for the New York Yankees • Dick Cheney, 46th U.S. Vice-president • Brian Duensing, Professional baseball player for the Minnesota Twins • Henry Fonda, Academy Award-winning actor • Bob Gibson, Baseball Hall of Fame pitcher for St. Louis Cardinals • Alex Gordon, Professional baseball player for the Kansas City Royals • **Amy Heidemann, Karmin lead singer** • **Marg Helgenberger, actress** • Peter Kiewit, contractor, investor and philanthropist • Jaime King, actress • Ted Kooser, Poet Laureate of the United States and Pulitzer Prize winner • Larry the Cable Guy, comedian • **Malcolm X, civil rights leader** • Nick Nolte, actor, producer • Edwin Perkins, inventor of Kool-Aid, philanthropist • **Andy Roddick, tennis star, 2003 U.S. Open Champion** • Gale Sayers, Football Hall of Fame running back for the Chicago Bears • Elliott Smith, singer-songwriter • Hilary Swank, 2-time Academy Award-winning actress • **Gabrielle Union, actress** • **James Valentine, Maroon 5 guitarist** • Paula Zahn, Former News anchor for CNN



NEBRASKA'S NATIONAL POWER

One of the nation's premier athletic programs, Nebraska is dedicated to and successful in all 23 of its varsity sports. Nebraska has won a total of 24 team national championships since 1970. In 2011-12, 10 Husker teams finished among the top 25 in their respective sports.

The Husker football team led a list of 14 Husker squads that advanced to NCAA postseason competition in 2011-12, as Bo Pelini's team made a New Year's Day appearance in the 2012 Capital One Bowl. The national power Husker bowling team took third at the 2012 NCAA Championships. The NU women's gymnastics team finished eighth nationally after claiming its first Big Ten title. The NU wrestling team notched its fifth straight top-16 NCAA finish by tying for ninth at nationals, while the men's gymnasts added a No. 10 NCAA finish. The NU men's track and field team contributed a tie for 11th at the

NCAA Outdoor Championships - the team's best finish since 2003. The tradition-rich volleyball program won the school's first-ever Big Ten title in any sport while finishing 12th nationally. The NU women's tennis team produced the best season in school history in 2012, posting a school-record 24 wins and No. 16 final ITA ranking. The Husker women's basketball team ran to the second-highest win total in school history with 24 victories, while adding a runner-up finish in their first Big Ten Tournament.

While Nebraska's teams performed at the high levels, individual Husker athletes also earned national honors. Overall in 2011-12, 30 Husker student-athletes combined to capture 39 All-America awards across all sports. As a testament to Nebraska's national recruiting prowess, the All-Americans came to NU from 12 states and five foreign countries.



Outside hitter Gina Mancuso captured first-team AVCA All-America honors while helping the Nebraska volleyball team to the school's first-ever Big Ten Conference championship in 2011. The tradition-rich Nebraska volleyball team has won three NCAA titles in its history, while capturing four conference titles in the past five seasons.

Top: Chad Wright claimed the national title in the men's discus at the 2012 NCAA Outdoor Track and Field Championships. The sophomore from Kingston, Jamaica, earned his second All-America award while becoming the 77th NCAA individual champion in the history of the Husker track and field program.

Bottom: The Nebraska women's track and field team captured the 2012 Big Ten Indoor title. It was NU's 104th track and field conference crown in history. The Husker men added a pair of top-25 NCAA team finishes in 2012, including a tie for 11th at the NCAA outdoor meet.



NEBRASKA'S TOP 25 NATIONAL FINISHES IN 2011-12

Bowling	3rd
Women's Gymnastics	8th
Wrestling	9th (Tie)
Men's Gymnastics	10th
Men's Outdoor Track & Field	11th (Tie)
Volleyball	12th
Women's Tennis	16th
Women's Basketball	17th
Men's Indoor Track & Field	23rd (Tie)
Football	24th

Top left: The Nebraska women's gymnastics team captured its first Big Ten title while finishing eighth at the 2012 NCAA Championships. Sophomore Emily Wong was the Big Ten all-around champion, while Jessie DeZiel was the Big Ten Freshman of the Year. Dan Kendig added Big Ten Coach-of-the-Year honors to the Husker hardware haul, which included eight NCAA All-America awards in 2012.



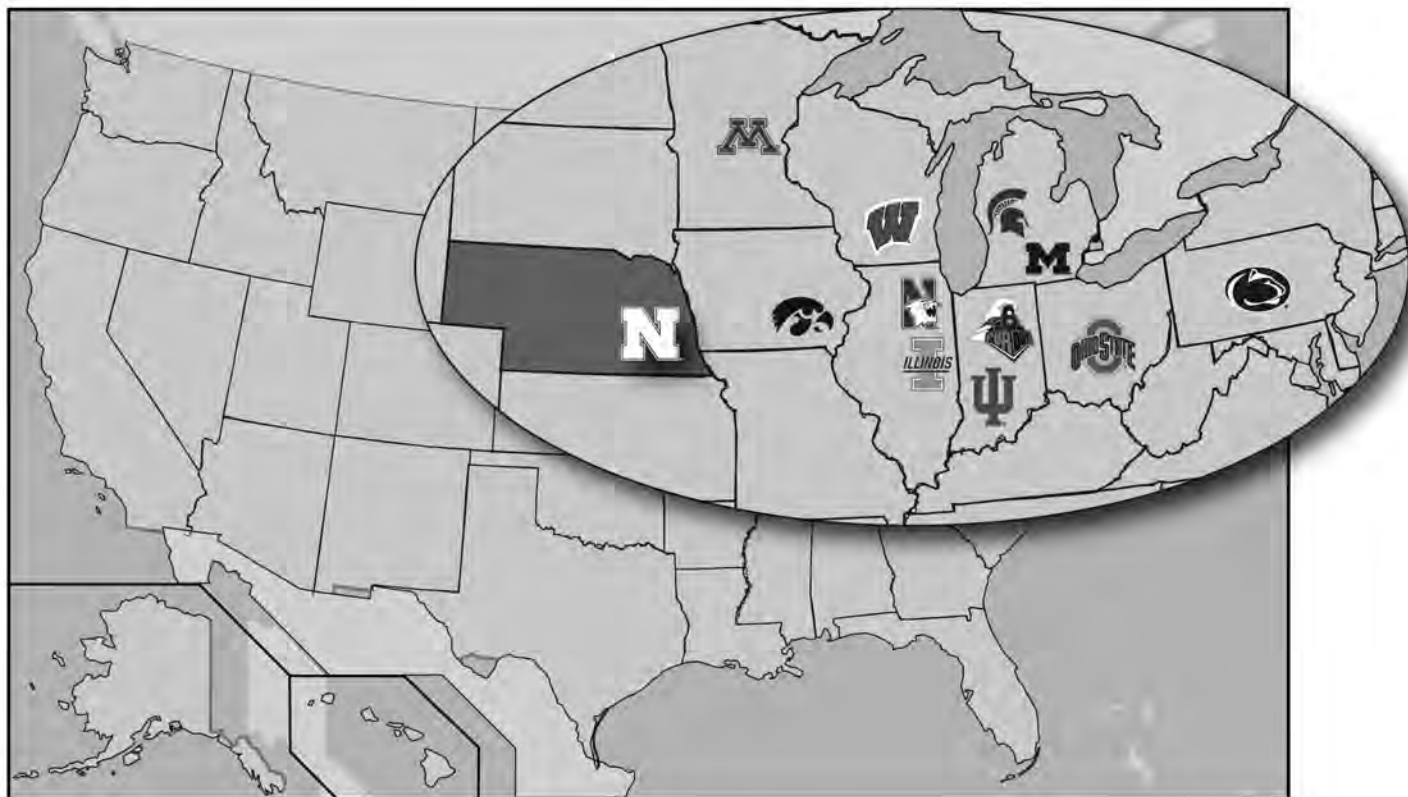
Middle left: Mary Weatherholt powered Nebraska to the best women's tennis season in school history in 2012. The All-Big Ten pick from Prairie Village, Kan., earned a trip to the NCAA Singles Championship, after leading NU to the second round of the NCAA Tournament and a final No. 16 national ranking.

Bottom left: James Green captured All-America honors for the Nebraska wrestling team in 2012. The 157-pound freshman from New Jersey helped the Huskers to a tie for ninth at the NCAA Championships for their fifth consecutive top-16 finish at nationals.

Top right: Jordan Hooper became the first sophomore in Nebraska women's basketball history to earn AP All-America honors after claiming a first-team All-Big Ten award for the Huskers in 2012. Hooper, an Alliance, Neb., native became the first sophomore in Husker history to reach 1,000 career points.

Bottom right: Lavonte David captured first-team All-America honors after claiming the Big Ten's Butkus-Fitzgerald Linebacker-of-the-Year award in 2011. The native of Miami, Fla., was chosen by the Tampa Bay Buccaneers in the second round of the 2012 NFL Draft.

BIG RED IN THE BIG TEN



On July 1, 2011, the University of Nebraska became an official member of the Big Ten Conference, increasing the Big Ten's membership to 12 institutions for the first time in conference history. The addition of Nebraska marked the Big Ten's first expansion since Penn State University joined the conference in June of 1990. The Big Ten Conference is a union of 12 world-class academic institutions – who share a common mission of research, graduate, professional and undergraduate teaching and public service. The conference's 100-plus years of history, strong tradition of competitive intercollegiate athletic programs, vast and passionate alumni base, and consistent leadership in innovations position the Big Ten and its entire community firmly on the Big Stage.

The Big Ten has sustained a comprehensive set of shared practices and policies that enforce the priority of academics and emphasize the values of integrity, fairness and competitiveness in all aspects of its student-athletes' lives, with the ultimate goal of ensuring that each individual has the opportunity to live a Big Life.

BIG TEN CONFERENCE HIGHLIGHTS

- Big Ten universities provide approximately \$136 million in direct financial aid to nearly 10,000 men and women student-athletes who compete for 25 championships.
- Conference institutions sponsor broad-based athletic programs with 298 teams. Other than the Ivy League, the Big Ten has the most broad-based athletic programs in the United States.
- Big Ten fans are some of the nation's most supportive, with nearly 10 million patrons attending conference home contests for football, men's and women's basketball and volleyball during 2011-12. In 2011, the Big Ten set new records for overall football attendance and surpassed the six-million mark for all games for the first time. During the 2011 volleyball campaign, the Big Ten led the nation with a total attendance of nearly 420,000. The Big Ten led the country in average attendance for the 36th straight season.

BIG

- Over the last 33 seasons, the conference has ranked either No. 1 or No. 2 nationally in football, men's basketball and wrestling attendance.
- The Big Ten leads all conferences with more than 4.5 million living alumni and 320,000 undergraduate students
- Based on the U.S. Census projected population for 2010, the nine-state Big Ten region accounts for approximately 70 million people, which ranks second only to the Big East and well ahead of the ACC, SEC, Pac-10 and Big 12.

BIG TEN NETWORK

Headquartered in Chicago, the Big Ten Network is the first internationally distributed television network dedicated to covering one of America's premier collegiate conferences.

With more than 350 live sports events, and virtually all of them in high definition, the Big Ten Network is the ultimate destination for Big Ten fans and alumni across the country. The network is on the air 24 hours a day, 365 days a year.

The network is available to an estimated 80 million households, through agreements with more than 300 cable/satellite affiliates.





Nebraska Athletic Director Tom Osborne (left) joined Big Ten Commissioner James Delany (middle) and UNL Chancellor Harvey Perlman (right) as the Huskers were announced as the newest member of the league starting on July 1, 2011.

BIG TEN NETWORK FACTS

- The Big Ten's media agreements with CBS, ABC/ESPN, Fox and BTN provide the conference with its greatest television exposure ever.
- In 2006, the Big Ten created the first national conference-owned television network devoted to the athletic and academic programs of a single conference. The Big Ten Network launched on Aug. 30, 2007, and became the first new network in cable or satellite television history to reach 30 million homes in its first 30 days.
- Since the current media agreements began in 2007-08, every home football and men's basketball game has been produced while women's basketball has received more coverage than any other conference.
- The Big Ten's new media agreements have resulted in the broadcast of nearly 1,000 events nationally and regionally on an annual basis, compared to 300 events in the final year of the previous agreements.

BIG TEN BASKETBALL

- Big Ten programs have combined for 10 men's NCAA basketball titles in their history and four programs have played in the national title game since 2002.
- Big Ten Conference teams have made 42 Final Four appearances, including Ohio State in 2012. Over the last eight seasons, the Big Ten and the Big East are the only conference to send at least six teams to the Final Four in that span.
- Since 2000, the Big Ten Conference has sent 10 teams to the Final Four, second only to the ACC in that span.
- Big Ten Conference teams have combined for 331 victories in the NCAA Tournament.
- The Big Ten has led the nation in men's basketball attendance every year since 1978, and had six teams ranked in the top-25 nationally in attendance in 2011-12.
- The Big Ten was the only conference to have two first-team All-Americans in 2011-12. It was the second straight season where the Big Ten was the only conference to produce multiple consensus first-team All-Americans.
- The Big Ten annually places an average of eight basketball teams in postseason tournaments and has totaled 56 NCAA Tournament berths since 2001. Last year, the Big Ten was second among all conferences with six NCAA bids, while four of those teams reached the Sweet 16.



The United Center in Chicago will host the 2013 Big Ten Tournament.




Conseco Fieldhouse in Indianapolis will host the 2014 Big Ten Men's Basketball Tournament.

FROM NEBRASKA TO THE OLYMPICS

While Nebraska has placed several players in the NBA in recent years, the summer of 2012 saw a pair of former Huskers make their Olympic debuts, becoming the first Husker basketball players to appear in the Olympics.

Ade Dagunduro, who played at Nebraska from 2007 to 2009, made his debut for Nigeria, helping the African nation earn its first-ever Olympic berth. Dagunduro played in just two games in London, as he suffered a hyper extended knee in Nigeria's second game. At Nebraska, Dagunduro started 63 games, averaging 10.8 points per game on 51 percent shooting in helping Nebraska to a pair of postseason appearances. As a senior, he was a third-team All-Big 12 performer, leading the Huskers in scoring (12.8 ppg), rebounding (4.4 rpg) and field-goal percentage (52.0 percent) as Nebraska posted its first .500 record in conference play since 1999. In his first season, he was named to the Big 12 all-newcomer team, averaging 8.9 points and 3.6 rebounds per game. Dagunduro is playing the 2012-13 season in Rome.

Aleks Maric, who played at NU from 2005 to 2008, was selected for the Australian Olympic team. He played in all six games, as Australia reached the quarterfinals before falling to the United States. Maric had eight points and four rebounds in a win over Russia. During his NU career, Maric led the Huskers in both scoring and rebounding in his final two seasons. A two-time All-Big 12 performer, he totaled 1,630 points to rank fifth on NU's career scoring list and is second in school history with 1,015 rebounds. He set 19 school or conference records while at Nebraska, and he ranks in the top 10 in school history in points, rebounds and blocked shots. Maric is playing professionally in Russia during the 2012-13 season.




Ade Dagunduro (top) made his debut with the Nigerian National Team in 2012, while Aleks Maric (below) has been a mainstay in the Australian program for the last several years.



Nebraska was one of only eight Division I programs with multiple basketball Olympians in London. Only Duke, Wake Forest and Arizona State produced more 2012 Olympians than Nebraska.

Duke, Wake Forest and Arizona State produced more 2012 Olympians than Nebraska.

2012-13 SEASON OUTLOOK



2012-13 NEBRASKA CORNHUSKERS

NUMERICAL ROSTER

No.	VL	Name	Pos.	Ht.	Wt.	Yr.	Hometown (High School/Other School)
1		Deverell Biggs	G	6-0	174	Jr.	Omaha, Neb. (Central/Seward County CC)
2	*	David Rivers	G/F	6-7	191	So.	Little Rock, Ark. (Hall)
3		Benny Parker	G	5-9	164	Fr.	Kansas City, Kan. (Sumner Academy)
4		Max Ritchie	G	6-4	179	Fr.	Nebraska City, Neb.
5		Terran Petteway	G/F	6-6	200	So.	Galveston, Texas (Ball/Texas Tech)
10	*	Trevor Menke	G	5-11	176	So.	Beatrice, Neb. (Beatrice)
11	*	Jordan Tyrance	G	6-3	195	So.	Lincoln, Neb. (Southwest)
12		Mike Peltz	G	6-2	199	Jr.	Alliance, Neb. (Alliance/Western Nebraska CC)
13	***	Brandon Ubel	F	6-10	234	Sr.	Overland Park, Kan. (Blue Valley West)
14		Sergej Vucetic	C	7-1	236	Fr.	Vrbas, Serbia (Prva Sportska Kosarkaska Gimnazija/AIM [Mich.] Prep)
15	**	Ray Gallegos	G	6-2	181	Jr.	Salt Lake City, Utah (West Jordan)
24	*	Dylan Talley	G	6-5	216	Sr.	Camden, N.J. (Life Center Academy/Binghamton Univ./Blinn College)
31		Shavon Shields	G/F	6-6	214	Fr.	Olathe, Kan. (Northwest)
32	*	Andre Almeida	C	6-11	314	Sr.	Sao Paulo, Brazil (Escola Sao Jose dos Padres de Sion/Arizona Western College)
35		Walter Pitchford	F	6-10	229	So.	Grand Rapids, Mich. (East Lansing Summit Christian/Florida)
44	*	Kye Kurkowski	F	6-11	214	So.	Grant, Neb. (Perkins County)

ALPHABETICAL ROSTER

No.	VL	Name	Pos.	Ht.	Wt.	Yr.	Hometown (High School/Other School)
32	*	Almeida, Andre	C	6-11	314	Sr.	Sao Paulo, Brazil (Escola Sao Jose dos Padres de Sion/Arizona Western College)
1		Biggs, Deverell	G	6-0	174	Jr.	Omaha, Neb. (Central/Seward County CC)
15	**	Gallegos, Ray	G	6-2	181	Jr.	Salt Lake City, Utah (West Jordan)
44	*	Kurkowski, Kye	F	6-11	214	So.	Grant, Neb. (Perkins County)
10	*	Menke, Trevor	G	5-11	176	So.	Beatrice, Neb. (Beatrice)
3		Parker, Benny	G	5-9	164	Fr.	Kansas City, Kan. (Sumner Academy)
12		Peltz, Mike	G	6-2	199	Jr.	Alliance, Neb. (Alliance/Western Nebraska CC)
5		Petteway, Terran	G/F	6-6	200	So.	Galveston, Texas (Ball/Texas Tech)
35		Pitchford, Walter	F	6-10	229	So.	Grand Rapids, Mich. (East Lansing Summit Christian/Florida)
4		Ritchie, Max	G	6-4	179	Fr.	Nebraska City, Neb.
2	*	Rivers, David	G/F	6-7	191	So.	Little Rock, Ark. (Hall)
31		Shields, Shavon	G/F	6-6	214	Fr.	Olathe, Kan. (Northwest)
24	*	Talley, Dylan	G	6-5	216	Sr.	Camden, N.J. (Life Center Academy/Binghamton Univ./Blinn College)
11	*	Tyrance, Jordan	G	6-3	195	So.	Lincoln, Neb. (Southwest)
13	***	Ubel, Brandon	F	6-10	234	Sr.	Overland Park, Kan. (Blue Valley West)
14		Vucetic, Sergej	C	7-1	236	Fr.	Vrbas, Serbia (Prva Sportska Kosarkaska Gimnazija/AIM [Mich.] Prep)

COACHES AND STAFF

Head Coach: Tim Miles (University of Mary, 1989)

0-0 in first season at Nebraska

283-220 in 17 seasons as head coach

Assistant Coaches:

Ben Johnson (Minnesota, 2005)

Craig Smith (North Dakota, 1996)

Chris Harriman (Augusta State, 2003)

Director of Operations: Jayden Olsen

Video Coordinator: Gregory Eaton

Basketball Strength Coach: Tim Wilson

Equipment Manager: Pat Norris

Assistant Athletic Trainer: R.J. Pietig



Sophomore David Rivers saw action in 19 games in 2011-12 and is one of eight returning letterwinners for the Huskers in 2012-13.

ROSTER BREAKDOWN

LETTERMEN RETURNING

Name, Yr., Pos.	Exp.	G-GS	MP-Avg.	FG-FGA (FG%)	3FG-3FGA (3FG%)	FT-FTA (FT%)	Reb.-Avg.	A	TO	B	S	TP-Avg.
Brandon Ubel, Sr., F	3VL	30-30	847 (28.2)	74-143 (.517)	5-20 (.250)	47-57 (.825)	160-5.3	38	29	9	13	200-6.7
Dylan Talley, Sr., G	1VL	25-1	594 (23.8)	74-183 (.404)	38-103 (.369)	36-44 (.818)	83-3.3	44	40	9	26	222-8.9
Andre Almeida, Sr., C*	1VL	30-3	447 (14.9)	67-120 (.558)	0-0 (.000)	23-43 (.535)	100-3.3	26	44	39	7	157-5.2
Ray Gallegos, Jr., G*	2VL	25-1	294 (11.8)	30-93 (.323)	6-42 (.143)	4-7 (.571)	25-1.0	8	13	4	9	70-2.8
David Rivers, So., G	1VL	19-0	158 (8.3)	7-30 (.233)	2-19 (.105)	4-10 (.500)	16-0.8	5	8	2	5	20-1.1
Jordan Tyrance, So., G	1VL	2-0	6 (3.0)	0-0 (.000)	0-0 (.000)	1-2 (.500)	2-1.0	0	0	0	0	1-0.5
Kye Kurkowski, So., F	1VL	2-0	3 (1.5)	0-0 (.000)	0-0 (.000)	0-0 (.000)	0-0.0	0	0	0	0	0-0.0
Trevor Menke, So., F	1VL	3-0	7 (2.3)	0-1 (.000)	0-1 (.000)	0-0 (.000)	0-0.0	0	0	0	0	0-0.0

*-2010-11 stats, redshirted in 2011-12

LETTERMEN LOST

Name, Pos.	Exp.	G-GS	MP-Avg.	FG-FGA (FG%)	3FG-3FGA (3FG%)	FT-FTA (FT%)	Reb.-Avg.	A	TO	B	S	TP-Avg.
Bo Spencer, G	1 VL	30-29	976-32.5	153-373 (.410)	63-185 (.341)	92-105 (.876)	77-2.6	98	89	4	39	461-15.4
Toney McCray, G	3 VL	30-21	818-27.3	112-252 (.444)	33-102 (.324)	40-55 (.727)	138-4.6	38	67	12	30	297-9.9
Brandon Richardson, G	4 VL	30-30	929-31.0	65-164 (.396)	26-73 (.356)	53-64 (.828)	92-3.1	98	53	4	54	209-7.0
Caleb Walker, G	2 VL	30-29	756-25.2	78-172 (.453)	19-70 (.271)	30-49 (.612)	119-4.0	35	45	6	16	205-6.8
Jorge Brian Diaz, C	3 VL	16-9	436-27.3	57-121 (.471)	0-1 (.000)	24-36 (.667)	69-4.3	10	24	31	6	138-8.6
Josiah Moore, G	1 VL	15-1	114-7.6	10-22 (.455)	4-14 (.286)	4-6 (.667)	8-0.5	4	4	1	3	28-1.9
Mike Fox, F	3 VL	23-0	222-9.7	13-35 (.371)	4-10 (.400)	1-2 (.500)	23-1.0	7	5	0	3	31-1.3
Corey Hilliard Jr., G	1 VL	12-0	51-4.3	3-9 (.333)	0-1 (.000)	3-7 (.429)	5-0.4	2	8	0	0	9-0.8
Christopher Niemann, C	2 VL	24-0	133-5.5	3-16 (.188)	0-0 (.000)	0-0 (.000)	23-1.0	2	13	0	3	6-0.3

2012-13 NEWCOMERS

Name, Pos.	Exp.	Ht.	Wt.	Hometown (Last School)	Worth Noting
Deverell Biggs, G	Jr.-JC	6-0	174	Omaha, Neb. (Seward [Kan] CC)	1st-team NJCAA All-American/14.6 ppg, 3.1 apg., 3.3 spg, 3.7 rpg./Jayhawk West & Region VI POY
Benny Parker, G	Fr.-HS	5-9	164	Kansas City, Kan. (Sumner Academy)	24.8 ppg, 6.2 apg., 3.9 spg; 1st-team Kansas Class 4A Team
!Terran Petteway, G/F	So.-TR	6-6	200	Galveston, Texas (Texas Tech)	Played in 27 games at TTU, averaging 3.3 ppg, 2.1 rpg; Averaged 27 ppg, 9 rpg, 3.5 apg at Ball HS
!Walter Pitchford, F	So.-TR	6-10	229	Grand Rapids, Mich. (Florida)	Played in 13 games at UF; Averaged 17.4 ppg, 9.5 rpg and 4.5 bpg at East Lansing Summit Christian
%Max Ritchie, G	Fr.-HS	6-4	179	Nebraska City, Neb.	Honorable-Mention All-State in 2011-12.
%Mike Peltz, G	Jr.-JC	6-2	199	Alliance, Neb. (Western Nebraska CC)	Averaged 7.5 points, 6.2 assists, 4.9 rebounds at Western Nebraska CC
Shavon Shields, G/F	Fr.-HS	6-6	214	Olathe, Kan. (Northwest)	21.2 ppg 8.5 rpg, 3.0 apg; First-team Kansas Class 6A Team in 2011-12
Sergej Vucetic, C	Fr.-HS	7-1	236	Vrbas, Serbia (AIM [Mich.] Prep)	Averaged 19.0 ppg and 9.5 rpg at AIM Prep; Tallest player at Nebraska since 1990-91

! - will sit out 2012-13 season due to NCAA Transfer rules; %-Walk-on student-athlete

ROSTER BY CLASS

Seniors (3)

Andre Almeida, Dylan Talley, Brandon Ubel

Juniors (3)

Deverell Biggs, Ray Gallegos, Mike Peltz

Sophomores (6)

Kye Kurkowski, Trevor Menke, Walter Pitchford, Terran Petteway, David Rivers, Jordan Tyrance

Freshman (4)

Benny Parker, Max Ritchie, Shavon Shields, Sergej Vucetic

ROSTER BY STATE/COUNTRY

Arkansas (1):

David Rivers

Kansas (3):

Benny Parker, Shavon Shields, Brandon Ubel

Michigan (1):

Walter Pitchford

Nebraska (6):

Deverell Biggs, Kye Kurkowski, Trevor Menke, Mike Peltz, Max Ritchie, Jordan Tyrance

New Jersey (1):

Dylan Talley

Texas (1):

Terran Petteway

Utah (1):

Ray Gallegos

Brazil (1):

Andre Almeida

Serbia (1):

Sergej Vucetic

PRONUNCIATION GUIDE

Brandon Ubel	YOU-bell
Ray Gallegos	GUY-eh-goes
Andre Almeida	AL-may-duh
Terran Petteway.....	tur-RAHN PET-eh-way
Jordan Tyrance	ty-RANCE
Shavon Shields.....	sha-VON
Sergej Vucetic.....	SIR-gay vu-che-tich
Trevor Menke	Men-key

HUSKERS USHER IN NEW ERA IN 2012-13



Senior Brandon Ubel led the Huskers in rebounding (5.3 rpg) and field goal percentage (51.7 percent) during the 2011-12 season.

Throughout his coaching career, Tim Miles has built his reputation on rebuilding basketball programs.

At Southwest Minnesota State, he took a team that had one winning season in the previous decade and led them to the Division II Elite Eight in four seasons. At North Dakota State, he took a program from the Division II level to the Division I level, putting the Bison in position to earn an NCAA Tournament bid in their first season of eligibility. Most recently, he guided a Colorado State program from seven wins in 2007-08 to 20 wins and the school's first NCAA appearance in nine years in 2011-12.

As Miles embarks on his first season at the helm of the Husker program, he looks to create a foundation for success in the future. While the style has varied at each level, the philosophy based on solid fundamentals and hard work has remained constant.

"When people see Nebraska under my watch, I hope they see a team that plays hard, that plays together and plays smart on offense," Miles said. "The greatest compliment a coach can have is that his team doesn't look like they need a coach," Miles said. "Hopefully, we get to that point sometime during our season where our guys become a well-functioning team that understands the game plan and can execute it extremely well."

Miles and his staff got to start the transition during the summer, as new NCAA rules allowed teams to practice during the summer months, giving the new Husker coach a head start on his first season.

"The summer work was vital to everyone across the country," Miles said. "For us, it gave us more time with our players and as we start practice, there is not as much new stuff that we have to introduce because it was introduced in the summer. It will make that transition a little more seamless."

After losing four starters from a team that went 12-18 in its first Big Ten season, Miles has worked tirelessly to help replenish the Huskers' talent, adding two Division I transfers who will be eligible in 2013-14 as part of an eight-player recruiting class.

Although the Huskers return eight letterwinners from last year, only five have seen significant action during their time at Nebraska. While the lack of depth is often a negative, it also helps to quickly firm up a playing rotation.

"Every guy that plays this year will have a chance to play a lot and to contribute to the success of this team," Miles said. "When you are thin in numbers, it may relax the players because they know they are going to get a chance, and a second and third chance.

"Many times, that takes the pressure off and allows you ways to improve. We want our guys to improve in all areas and find a way to be a successful team that can go out and win games."

Throughout the offseason, Miles has relied on his three seniors - Andre Almeida, Dylan Talley and Brandon Ubel - to help change the culture of Husker basketball.

FRONTCOURT

The Huskers' frontcourt could be a strong point for the 2012-13 squad. Nebraska returns Brandon Ubel, who started every game in 2011-12, and regains the services of Andre Almeida, who missed all of last season after a knee injury. In addition, freshman Sergej Vucetic and sophomore Kye Kurkowski will battle for playing time.

The lone returning starter for the Huskers, Brandon Ubel provides a calming influence. The 6-foot-10 forward averaged 6.7 points and a team-high 5.3 rebounds per game despite playing out of position because of injuries. He reached double figures seven times, including a career-high

17-point effort against Iowa. Ubel played some of his best basketball down the stretch, averaging 9.3 points on 68 percent shooting, 5.0 rebounds and 1.8 assists per game in the Huskers' final six contests. He will be counted on to play a leading role as a senior.

"Brandon is a leader and someone we are going to rely on," Miles said. "He is a player who can play multiple positions and has a lot of versatility for our system. More importantly, he is a leader and one of the most dependable kids in our program. He will not only provide valuable leadership to our young players, but also reach out beyond the parameters of our team and through the community and across the state."

Andre Almeida was sorely missed last season, as he was forced to redshirt because of a knee injury. The 6-foot-11, 314-pounder is healthy and provides the Huskers with interior size after playing in 30 contests and averaging 5.2 points on 56 percent shooting, 3.3 rebounds and a team-high 1.3 blocked shots per game in 2010-11. He was sixth in the Big 12 in blocked shots in just 15 minutes per game. Almeida, who scored 20 points in his Husker debut, showed the ability to play well in big games, scoring 10 points and grabbing seven rebounds in a two-point loss at Kansas, and adding 10 points and grabbing five rebounds in a win over No. 3 Texas.

"I'm excited about Andre and his potential," Miles said. "He's gotten better and better over the summer and fall, and I believe he is going to have a good season for us. If we are successful, we are going to need him to have a good season."

Sophomore Kye Kurkowski gives the Huskers another returnee in the post. The walk-on appeared in two games last season and has worked hard to add bulk to his 6-foot-10 frame since he arrived on campus. He has added 25 pounds

since arriving at Nebraska and could be in line to make a significant contribution this year.

"Kye possesses good athleticism for his size and a nice touch around the basket," Miles said. "He has continued to work hard on his physicality and improving his strength, and he will add to our depth inside."

The lone freshman among the Huskers' post players, Vucetic comes to Nebraska after spending the 2011-12 season at AIM Prep in Michigan, where he averaged 19.5 points and 12 points per game. The Serbian played in one of the top youth programs in Europe, and the 7-foot-1 center is the tallest player in the Husker program in over 20 years.

"Sergej has a great mind for the game and an excellent skill level," Miles said. "As he continues to improve physically and work on his strength and conditioning, he has a chance to have a very bright future in this program before his career is over at Nebraska."

Another newcomer who won't make his Husker debut until next season is sophomore Walter Pitchford, who transferred from the University of Florida and will sit out this season. The 6-foot-10, 229-pounder played in 13 games for the Gators as a true freshman last season after averaging 17.4 points, 9.5 rebounds and 4.5 blocks per game at East Lansing (Mich.) Summit Christian Academy.

"Walt is a dynamic athlete with a lot of natural talent, as well as a dynamic personality," Miles said. "He has a chance this year to learn what we are trying to do and work on improving his skill set. If he does those things, Walt has a chance to be a special player."

BACKCOURT

The Huskers will have two new starters in the backcourt, as Nebraska has to replace 2011-12 starters Brandon Richardson and Bo Spencer, who combined for 22.4 points and 6.6 assists per game. Junior Ray Gallegos, who redshirted last year, and sophomore Trevor Menke are the incumbents entering the season, while newcomers Deverell Biggs, Benny Parker and Mike Peltz could all bid for playing time.

Gallegos, who could see time at guard or on the wing, was a valuable backup during his first two years in the program and used last season to get stronger and improve his overall game. He averaged 2.8 points and 1.0 rebounds per game as a sophomore in 2010-11, but has been one of the Huskers' top performers in the offseason. Gallegos showed glimpses of his potential in 2010-11 averaging 10.6 ppg during a three-game stretch to close non-conference play, including a career-high 14-point effort against Grambling.

Sophomore Trevor Menke is the Huskers' most experienced lead guard entering the 2012-13 season. He is in his third year in the Nebraska program and played in three games in 2011-12, including NU's Big Ten Tournament opener. He possesses an advanced understanding of the offense and was rewarded for his efforts by earning a scholarship in August.

"We awarded Trevor a scholarship because of the hard work he does on the floor and in the classroom," Miles said. "He earned his way on scholarship and pushes everyone in the gym to work harder. Trevor truly cares about Nebraska basketball and wants us to be successful because it matters to him."

Junior college transfer Deverell Biggs was the first player to sign with Nebraska after Miles was hired in March, and gives the Huskers a potential difference-maker in the backcourt. The 6-foot guard earned first-team NJCAA All-America honors at Seward (Kan.) County Community College last season, averaging 14.6 points, 3.1 assists, 3.3 steals and

3.7 rebounds per game to help the school to a third-place national finish. Biggs honed his craft at Omaha Central, where he was a two-time first-team All-Nebraska performer. He was the unanimous 2010 Nebraska High School Player of the Year as a senior, when he averaged 21.8 points and 4.8 rebounds per game in guiding the Eagles to a state crown.

"Deverell is a difference-maker because he is a skilled playmaker who makes his teammates better," Miles said. "Offensively, he knows how to score and is very hard to guard and also has the athletic ability to make plays on the defensive end."

Freshman Benny Parker has an opportunity to earn significant playing time early in his career after a decorated high school career. A first-team all-state selection at Sumner Academy in Kansas City, Parker averaged 24.8 points, 6.2 assists and 3.9 steals per game en route to winning the DiRenna Award, representing the top player in the Kansas City metro area. He started all four years in high school, totaling 1,468 points, 375 assists and 355 steals in leading Sumner Academy to a pair of state crowns.

"Benny possesses a lot of quickness and is an excellent on-the-ball defender," Miles said. "His biggest strength is that he can dictate the pace with his speed and when he attacks, it has the potential to change the whole complexion of the team."

A late addition to the Husker roster, junior walk-on Mike Peltz will try to make a bid for playing time. Peltz spent the last two seasons at Western Nebraska Community College, ranking among the national leaders in assists at 6.2 per game, while adding 7.5 points and 4.9 rebounds per game in

RETURNING TEAM STATS

Pct. of scoring	24 (443/1,827)
Pct. of rebounds	69 (261/901)
Pct. of field goals made	23.9 (155/649)
Pct. of field goals attempted	23.5 (357/1,521)
Pct. of 3-point FG made	23.2 (45/194)
Pct. of 3-point FG attempted	23.9 (143/599)
Pct. of free throws made	26.3 (88/335)
Pct. of free throws attempted	25.9 (113/437)
Pct. of assists	22.8 (87/331)
Pct. of steals	22.2 (44/198)
Pct. of blocked shots	25.6 (20/78)
Pct. of minutes	26.7 (1,615/6,050)

RETURNING STAT LEADERS

Points per game	Dylan Talley – 8.9
Rebounds per game	Brandon Ubel – 5.3
Assists per game	Dylan Talley – 1.8
Steals per game	Dylan Talley – 1.0
Blocked Shots per game	Dylan Talley – 0.4
Games Started	Brandon Ubel – 30
Minutes Played	Brandon Ubel – 847
Field Goals Made	Brandon Ubel/Dylan Talley – 74
Field Goal Pct.	Brandon Ubel – 51.7
Free Throws Made	Brandon Ubel – 47
Free Throw Pct.	Brandon Ubel – 82.5
3-Pointers Made	Dylan Talley – 36
3-Point Field Goal Pct.	Dylan Talley – 36.9

NOTE: All statistics based on returning player stats and percentage of overall team totals from 2011-112.



Dylan Talley is Nebraska's top returning scorer at 8.9 points per game. The Camden, N.J., native reached double figures 11 times in his first season as a Husker.



Ray Gallegos returns after redshirting in 2011-12. He is one of the Huskers' most experienced players, appearing in 55 career contests.

helping the program to its first national ranking since 2005. Peltz was a two-year captain at WNCC and guided an attack that featured five players who averaged double figures last season.

"Mike is a valuable addition to our program," Miles said. "He is a very smart player who understands the game well and is good for the style we want to play."

WINGS

The Huskers will have a different look on the wing this winter, as Nebraska looks to replace both of its starters at the position from last year. Senior Dylan Talley is the Huskers' top returning scorer at the position and could be poised for a breakout year, while veterans David Rivers and Jordan Tyrance provide experience. Freshman Shavon Shields heads a group of newcomers who could make a bid for early playing time.

One of three seniors on the roster, Talley returns as the Huskers' top returning scorer, averaging 8.9 points, 3.3 rebounds and 1.8 assists per game in his first season at Nebraska. He was Nebraska's top reserve last season and came off the bench to score double figures in 11 contests, including a season-high 18 points against Oregon. Talley shot 37 percent from 3-point range, despite battling a thigh injury that sidelined him for five games during the year. He closed the year on a high note with 16 points at Minnesota and 10 points against Purdue, and he is healthy to begin his senior year.

"Dylan will be a guy that our team looks to for leadership, not only because of his experience, but also because of his competitiveness on the court," Miles said. "He is ready to compete physically and mentally, and has the ability to score. I expect Dylan to have a much improved season."

David Rivers was one of the beneficiaries of the Huskers' injuries in 2011-12, as he had an opportunity to get valuable experience. He made 19 appearances and averaged nearly nine minutes per game off the bench. His best effort came against South Dakota State, when he set season bests in both points (eight) and rebounds (five) in 18 minutes of action. Rivers has worked hard in the weight room, adding

nearly 20 pounds from last season and has the length to play significant minutes on the wing as a sophomore.

"David has a lot of athleticism, but also cares about his role on the team and helping us be successful," Miles said. "He has worked hard on opening up and being more of a communicator on the court, and as he gets more comfortable, it will only help his confidence on the court."

One returnee who could surprise people and earn playing time is sophomore walk-on Jordan Tyrance. He has seen limited duty in his first two years in the program, making two appearances as a sophomore and seeing just six minutes of playing time. The 6-foot-3 guard has made strides in the offseason and the Huskers' depth at the position could force him into action.

"Jordan is a good athlete and is a very active player," Miles said. "As someone who has grown up in Lincoln, he is invested in this program and has worked hard to become a contributor to our team."

One freshman who could make a push for significant playing time is Shavon Shields, who averaged 21.2 points, 8.5 rebounds and 3.0 assists per contest at Olathe (Kan.) Northwest High School last year. A first-team all-state performer as a senior, he shot 60 percent from the floor, including 40 percent from 3-point range. Shields possesses good size and has impressed teammates and the coaches with his poise on the court.

"Shavon has a lot of talent, but also a great mind for the game," Miles said. "He knows how to win and makes plays that shows a high basketball IQ. He has a great maturity that you don't often see in freshmen."

Freshman Max Ritchie will add depth in his first season as a Husker. A four-year starter at Nebraska City High School, he totaled over 1,000 career points and averaged 20 points, six rebounds and four assists per game as a senior. Ritchie has been one of NU's hardest workers in the offseason, adding 15 pounds since arriving on campus in June.

"Max is a hard worker who keeps improving and has a great mind for the game," Miles said. "He loves being in the gym, and you see that in the effort and hustle he shows on the court."

Nebraska's final newcomer on the wing is Terran Petteway, who will sit out this season after transferring from Texas Tech and will have three years of eligibility remaining beginning in 2013-14. He played in 27 games as a true freshman, making 11 starts and averaged 3.3 points and 2.1 rebounds per game. Petteway had a season-high 13 points against DePaul and grabbed 10 rebounds in an overtime loss to Texas. He was a prolific scorer at Galveston Ball High School, averaging 27 points and nine rebounds per game en route to District MVP honors.

"Terran is a great player in transition and getting to the basket, and we are going to use this year to work on improving his outside shooting and learning our system," Miles said. "If he makes the strides we think he can this year, he will be a very good player for us."



Senior Andre Almeida returns after missing all of the 2011-12 season. Almeida averaged 5.2 points, 3.3 rebounds and 1.3 blocks per game in 2010-11, ranking sixth in the Big 12 in blocked shots.

2012-13 SCHEDULE

Date	Opponent	Location	Time	Television/Internet
Wednesday, Nov. 7	Midland University (exhibition)	Devaney Center	7 p.m.	BTN or BTN.com
Sunday, Nov. 11	Southern	Devaney Center	6 p.m.	BTN or BTN.com
<i>Joe Cipriano Nebraska Classic</i>				
Thursday, Nov. 15	Valparaiso	Devaney Center	8 p.m.	BTN or BTN.com
Sunday, Nov. 18	Nebraska-Omaha	Devaney Center	2 p.m.	BTN or BTN.com
Wednesday, Nov. 21	Tulane	Devaney Center	7 p.m.	BTN or BTN.com
Saturday, Nov. 24	Kent State	Devaney Center	8 p.m.	BTN or BTN.com
<i>at ACC/Big Ten Challenge Presented by Dick's Sporting Goods</i>				
Tuesday, Nov. 27	at Wake Forest	Winston-Salem, N.C.	8:15 p.m.	ESPNU
Monday, Dec. 3	USC	Devaney Center	7 p.m.	BTN or BTN.com
Thursday, Dec. 6	Creighton	Devaney Center	7 p.m.	ESPN3.com
Saturday, Dec. 15	at Oregon	Eugene, Ore.	3:30 p.m.	Root (FSN Northwest)
Tuesday, Dec. 18	Jacksonville State	Devaney Center	8 p.m.	BTN or BTN.com
<i>at WestStar Bank Don Haskins Sun Bowl Invitational</i>				
Saturday, Dec. 22	vs. Central Michigan	El Paso, Texas	6 p.m.	
Sunday, Dec. 23	vs. UTEP/Arkansas Pine Bluff	El Paso, Texas	6/8 p.m.	
Saturday, Dec. 29	Nicholls State	Devaney Center	2 p.m.	BTN or BTN.com
Wednesday, Jan. 2	at Ohio State #	Columbus, Ohio	5:30 p.m.	BTN
Sunday, Jan. 6	Wisconsin # ^	Devaney Center	TBA	BTN
Wednesday, Jan. 9	at Michigan #	Ann Arbor, Mich.	6 p.m.	BTN
Sunday, Jan. 13	at Michigan State # &	East Lansing, Mich.	TBA	BTN
Wednesday, Jan. 16	Purdue #	Devaney Center	8 p.m.	BTN
Saturday, Jan. 19	at Penn State #	State College, Pa.	Noon	ESPNU
Tuesday, Jan. 22	Illinois #	Devaney Center	7:30 p.m.	BTN
Saturday, Jan. 26	Northwestern #	Devaney Center	2 p.m.	ESPNU
Tuesday, Jan. 29	at Minnesota #	Minneapolis, Minn.	8 p.m.	BTN
Saturday, Feb. 2	Ohio State #	Devaney Center	6 p.m.	BTN
Saturday, Feb. 9	Penn State #	Devaney Center	8 p.m.	ESPNU
Wednesday, Feb. 13	at Indiana #	Bloomington, Ind.	6 p.m.	BTN
Saturday, Feb. 16	Michigan State #	Devaney Center	7 p.m.	BTN
Thursday, Feb. 21	Iowa #	Devaney Center	8 p.m.	ESPN or ESPN2
Tuesday, Feb. 26	at Wisconsin #	Madison, Wis.	8 p.m.	BTN
Saturday, March 2	at Illinois #	Champaign, Ill.	2 p.m./4:15 p.m.	BTN
Wednesday, March 6	Minnesota #	Devaney Center	8 p.m.	BTN
Saturday, March 9	at Iowa #	Iowa City, Iowa	1:15 p.m.	BTN
Thurs.-Sun., March 14-17	at Big Ten Tournament	Chicago, Ill.	TBA	BTN, ESPN, ESPN2, CBS
<i>at NCAA Tournament</i>				
Tues.-Wed., March 19-20	First Four	Dayton, Ohio	TBA	CBS, TBS, TNT, TruTV
Thurs.-Sun., March 21-14	Second/Third Rounds	Various Sites	TBA	CBS, TBS, TNT, TruTV
Thurs.-Fri., March 28-29	NCAA Regional Semifinals	Various Sites	TBA	CBS, TBS, TNT, TruTV
Sat.-Sun., March 30-31	NCAA Regional Finals	Various Sites	TBA	CBS
Saturday, April 4	National Semifinals	Atlanta, Ga.	TBA	CBS
Monday, April 6	National Championship Game	Atlanta, Ga.	TBA	CBS

All times listed are Central; Dates and times are subject to change, check Huskers.com for updated information. All games carried on the Husker Sports Network and on Huskers.com.
 # - Big Ten Conference games; ^ - Sunday, Jan. 6, 2013, BTN start time TBD no later than Monday, Dec. 31, 2012; & - Sunday, Jan. 13, 2013, BTN start time TBD no later than Monday, Jan. 7, 2013.

REGULAR-SEASON SCHEDULE NOTES

◆ Nebraska will host the Joe Cipriano Nebraska Classic at the Devaney Center, taking on Valparaiso, Nebraska-Omaha, Tulane and Kent State from Nov. 15 to Nov. 24. The event honors the many contributions of Joe Cipriano to the Nebraska basketball program, as he served as the Huskers' head coach from 1963 until 1980, when he died of cancer just four days short of the start of his 18th season. His teams at Nebraska posted a 253-197 record and made three postseason appearances.

◆ The Huskers begin the 2012-13 season with five straight home games, the first time that has occurred for the Huskers since the 2006-07 season. In all, the Huskers will play 18 regular-season home games in the final year of the Bob Devaney Sports Center.

◆ Nebraska's non-conference slate features five teams that Nebraska also faced in 2011-12 (Wake Forest, Creighton, USC, Oregon and Central Michigan). The Huskers will face all five in a six-game stretch from Nov. 27 to Dec. 22.

◆ Nebraska will make its first appearance in the WestStar Bank Don Haskins Sun Bowl Invitational since 1985. Nebraska is the first Big Ten team to participate in the tournament since 2003. New head coach Tim Miles is familiar with the tournament, as his Colorado State team won the 2011 event.

◆ Nebraska is guaranteed to face at least two programs for the first time in 2012-13, as the Huskers will take on Jacksonville State on Dec. 18 and Nicholls State on Dec. 29. In addition, Nebraska could meet up with UTEP in the WestStar Bank Don Haskins Sun Bowl Invitational.

◆ In Big Ten action, Nebraska's four single-play opponents for the 2012-13 season include Northwestern (home), Purdue (home), Michigan (away) and Indiana (away).

◆ The Big Ten Tournament returns to Chicago for the first time since 2007 this March, as the 2013 tournament will be played at the United Center. It is the eighth time that Chicago has hosted the event since 1998.

NEBRASKA COMPLIANCE GUIDELINES

The University of Nebraska Athletic Department takes great pride in abiding by the National Collegiate Athletic Association (NCAA) and the Big Ten Conference rules and guidelines that govern Division I competition. For the benefit of the many alumni, fans and booster club members who are so active in supporting and assisting the Huskers throughout the year, we would like to remind everyone of a few definitions and rules that apply to all athletic representatives and boosters.

NCAA PRINCIPLES

Institutional Control

It is the responsibility of the University of Nebraska to control its intercollegiate athletic program in compliance with the rules and regulations of the NCAA and the Big Ten Conference.

Responsibility

The University of Nebraska's responsibility for the conduct of its program includes responsibility for the actions of its staff members and for the actions of any other individual, booster or organization engaged in activities promoting the athletic interests of the institution.

Compliance

The University of Nebraska must monitor its program to assure compliance and to identify and report to the NCAA instances in which compliance has not been achieved. An institution found to have violated NCAA rules is subject to disciplinary and corrective actions as determined by the NCAA.

DEFINITIONS

Q: What is a booster?

A: Someone who belongs to a University of Nebraska athletic booster club; promotes or makes financial donations to the athletic department or a specific Husker team; assists in the recruitment of prospective student-athletes; employs, gives benefits to, or provides services to a student-athlete, a prospective student-athlete or the relative/friends of either. REPRESENTATIVE OF ATHLETIC INTERESTS (I.E., BOOSTERS), NCAA BYLAW 13

Q: What is a Prospective Student-Athlete?

A: A prospective student-athlete is a student who has started classes for the ninth grade or above, including students in prep schools and junior colleges as well as students who have officially withdrawn from a four-year institution and plan to transfer to another institution. In addition, a student who has not started classes for the ninth grade becomes a prospective student-athlete if the institution or a Nebraska booster provides the individual or the individual's relatives or friends with any financial assistance or benefits that the institution does not provide to prospective students in general. A good rule of thumb is to treat ALL STUDENTS as prospects.

Q: What is a Student-Athlete?

A: A student-athlete is a student whose enrollment was solicited by a member of the Nebraska athletic staff or other representative of athletic interests with a view toward the student's ultimate participation in the intercollegiate athletic program. A student begins status as a student-athlete with enrollment in the summer prior to the initial date of full-time enrollment or the first semester of full-time enrollment, whichever is earlier.

Q: What is a contact?

A: Contact is ANY face-to-face encounter between a prospect, or the prospect's parent or legal guardian, and a Nebraska staff member or athletic representative during which any dialogue occurs.

Q: What is recruiting?

A: Recruiting is any solicitation of a prospect or a prospect's family member (or guardian) by an institutional staff member or by an athletic representative of the institution, for the purpose of securing the prospect's enrollment and ultimate participation in Nebraska's intercollegiate athletic program.

GUIDELINES

Q: What constitutes impermissible contact by a Booster?

A: Phone calls to prospects (9th to 12th grade) and their relatives placed for recruiting purposes (questions about the athletic program at UNL must be directed to the coach); writing, paging, text messages or instant messages to a prospect to encourage UNL attendance; contact with a prospect at a high school or club contest; contact with a prospect

via any form of social media (e.g. Twitter, Facebook); contact with a prospect or his/her coach, principal, or counselor to evaluate the prospect; visiting the prospect's educational institution to pick up videotape or transcripts for evaluation purposes; contacting a prospect to congratulate him/her for signing a National Letter of Intent to attend UNL; giving anything of value to a prospect to induce him/her to attend UNL; contact of any kind while the prospect is on the UNL campus for an official or unofficial visit. RECRUITING CONTACTS, NCAA BYLAW 13

Q: What are the rules of employment for a student-athlete?

A: A student-athlete may be employed during the academic year or summer vacation period; receive compensation equal to the going rate for similar services in the locale; receive compensation only for work performed; receive benefits provided to all other employees; teach sport-related individual skill instruction or fee-for-lesson sessions. A student-athlete may not conduct personal sport camps or promote, market, advertise or endorse a commercial business or product.

Only benefits that are authorized by NCAA legislation shall be provided to and accepted by a student-athlete. It is not permissible for a student-athlete to receive a benefit that is the result of a "special" arrangement by an institutional employee, booster, employer or fan. EMPLOYMENT, NCAA BYLAW 12

Q: What are non-permissible benefits?

A: Free or reduced-fee housing/rent including the use of vacation or seasonal homes; free or reduced-fee meals; loans or cash advances in pay or salary; tuition costs or school supply expenses; gifts or presents of any type regardless of the occasion or purpose; use of telephone for long distance or use of telephone cards and cell phones; free use of any motor vehicle, boat or recreational vehicle; free use of services (i.e., automobile repair, hair care, laundry, copying, faxing, etc.); free or reduced-fee memberships at golf courses, health clubs, etc. (This list is not exhaustive. Only benefits that are authorized by NCAA legislation shall be provided to and accepted by a student-athlete. It is not permissible for a student-athlete to receive a benefit that is the result of a "special" arrangement by an institutional employee, booster, employer or fan.) BENEFITS AND PREFERENTIAL TREATMENT, NCAA BYLAW 16

Q: What type of promotional activities may the student-athlete be permitted to participate?

A: Charitable, educational or non-profit promotions and events with requested approval from the Athletic Compliance Office prior to the event.

Q: What types of promotional activities are not permissible?


A: Any fundraising activity that supports a high school organization or group that assists prospective-aged students; use of his/her name or picture; or appear to promote or market a commercial business or product. PROMOTIONAL ACTIVITIES, NCAA BYLAW 12

NOTICE OF NCAA PROBATION

From 2007 to 2010 the University of Nebraska unintentionally reimbursed student-athletes for recommended textbooks as well as required textbooks through a failure to properly administer and monitor book scholarships. Only reimbursement for required books is permissible under NCAA rules. As a result the NCAA placed the University of Nebraska on two-year probation, beginning in January 2012. The NCAA did not impose additional penalties such as the loss of scholarships, forfeiture of games or a ban on postseason play. Rather, as a condition of probation we will continue to educate student-athletes and staff thoroughly on NCAA bylaws and will notify prospective student-athletes of our probationary status.

For further information regarding NCAA Guidelines for Athletic Representatives, please contact the athletic compliance office at (402) 472-2042 or 1-(800) 927-7220. Inquiries may also be mailed to: Athletic Compliance Office, One Memorial Stadium, P.O. Box 880219, Lincoln, NE, 68588-0219. Fax: (402) 472-4609 or e-mail compliance@huskers.com.

2012-13 HUSKERS



**BRANDON
UBEL**

**DYLAN
TALLEY**

**ANDRE
ALMEIDA**



ANDRE ALMEIDA

#32

SR. | CENTER | 6-11 | 314 | SAO PAULO, BRAZIL | ESCOLA SAO JOSE DOS PADRES DE SION | ARIZONA WESTERN

2012-13 (Outlook)

The return of fifth-year senior Andre Almeida (pronounced AL-may-duh) gives the Huskers a physical presence they sorely missed last year. The 6-foot-11, 314-pounder was Nebraska's primary backup post player two seasons ago, averaging 5.2 points, 3.3 rebounds and 1.3 blocks per game in just 15 minutes per contest. He suffered a knee injury in the 2011 Big 12 Tournament and the recovery took longer than expected. He finally returned to practice full time in February, but redshirted in 2011-12.

He showed flashes in his first season at Nebraska, coming off the bench for 10 points and seven rebounds in a loss at No. 3 Kansas and adding 10 points and five rebounds in 15 minutes in a win over No. 3 Texas. Almeida uses his size well for positioning and the coaching staff is excited to see what a healthy Almeida brings to the Huskers in 2012-13.

2011-12 (Redshirt)

Almeida redshirted, as he recovered from a knee injury suffered in the 2011 Big 12 Tournament.

2010-11 (Junior)

Almeida gave the Huskers a solid interior presence in his first season at Nebraska. He appeared in 30 contests, averaging 5.2 points on 56 percent shooting, 3.3 rebounds and 1.3 blocks per game in just under 15 minutes of action per contest. He finished sixth in the Big 12 in blocked shots and helped the Huskers rank seventh nationally in field goal defense and lead the Big 12 in scoring defense.

Almeida, who had 12 games with at least two blocks, provided his biggest contributions at the offensive end. He reached double figures five times, including a career-high 20 points in his debut against South Dakota. In that game, he connected on nine of 12 shots and became only the second Husker newcomer in the last 40 years to score 20 or more points in a debut. He also pulled down seven rebounds against USD, one of nine games with five or more caroms. That was one of three games he reached double figures before conference action, as he had 11 points and six rebounds in 22 minutes against Alcorn State and 10 points, four rebounds and



four blocks against North Dakota.

In conference action, he enjoyed his best performances in some of the Huskers' biggest games. At No. 3 Kansas, Almeida nearly helped the Huskers upset the Jayhawks, coming off the bench for 10 points and seven rebounds. He keyed NU's win over No. 3 Texas, hitting all five shots from the field and adding five rebounds and two blocks against a talented Longhorn front line en route to Big 12 Rookie-of-the-Week honors.

Before Nebraska

Almeida was one of the nation's top junior college big men playing at Arizona Western College for Coach Kelly Green for two seasons. Almeida averaged 13.7 points, 8.5 rebounds and 4.0 blocks per game in his two-year junior college career.

A 2010 NJCAA Division I third-team All-American, Almeida averaged 13.6 points, 9.2 rebounds and 4.5 blocks per contest in 2009-10. He ranked seventh nationally in shooting percentage at 67.3 percent (140-of-208) and fifth in blocked shots (4.5 per game) despite sitting out the final six games after having his appendix removed. A first-team all-league and all-region selection, he had a season-high 30-point effort against Glendale Community College. Almeida also totaled 11 double-doubles on the year. Defensively, he had a pair of 15-rebound games and four games with seven or more blocked shots. Almeida also chipped in 57 assists and 29 steals in helping Arizona Western to a 24-8 record, including a

16-point victory over eventual national champion Howard College. Arizona Western was ranked as high as 13th nationally before Almeida was sidelined.

Almeida led AWC to a 26-6 record as a freshman, including an 18-4 mark in conference action, to finish 17th in NJCAA Division I. Almeida averaged 13.8 points while leading the nation in field-goal percentage by connecting on 71 percent (184-of-261) from the floor. He also led the league in blocked shots with 3.5 per game (112 total) while adding 7.9 rebounds and 1.6 assists per contest.

Almeida, who had 11 double-doubles, was honored as a second-team All-American and a first-team all-conference and all-region selection. He was also named the Arizona Community College Athletic Conference Player of the Year.

He attended Escola Sao Jose dos Padres de Sion High School and was a member of the Brazilian Junior National Team. He started for Brazil in the 2009 World University games, averaging 10.6 points per game on 62 percent shooting along with five rebounds and one block per game.

Personal

Andre is the son of Ernani Almeida and Gisleine Almeida and was born on Sept. 9, 1988. He has one sister, Fernanda. Andre grew up playing soccer until he was 10 years old. He is a double major in sociology and ethnic studies and is on track to graduate from Nebraska in May of 2013.

CAREER HIGHS

Points	20, vs. South Dakota (11/12/10)
Rebounds	7, three times (last, 1/15/11)
Field Goals	9, vs. South Dakota (11/12/10)
Free Throws	4, vs. North Dakota (1/3/11)
3-point FG	None
Assists	4, vs. UAPB (11/15/10)
Steals	2, two times (last, 12/18/10)
Blocks	5, vs. Savannah State (1/5/11)
Minutes	22, vs. Alcorn State

CAREER HONORS

- ◆ Big 12 Rookie of the Week (2/21/11)
- ◆ Ranked sixth in Big 12 in blocked shots (1.3/game) in 2010-11
- ◆ Ranked sixth in blocked shots on NU's junior single-season chart
- ◆ Was the second Husker newcomer in the last 40 years to score 20 points in his debut
- ◆ 2010 Big 12 Commissioner's Fall Honor Roll

MISC. STATISTICS

Category	2011-12	Career
Double-Figure Scoring	0	5
Double-Figure Rebounding	0	0
Double-Figure Assists	0	0
Double-Doubles	0	0
Led Team in Scoring	0	1
Led Team in Rebounding	0	3
Led Team in Assists	0	2
20+ Point Games	0	1
30+ Point Games	0	0

ALMEIDA'S CAREER STATS

vs. All Opponents

Year	G-GS	MP-Avg.	FG-FGA	Pct.	3FG-3FGA	Pct.	FT-FTA	Pct.	Rebounds					TP-Avg.		
									O-D	Tot.-Avg.	F-DQ	A	TO		B	S
2010-11	30-3	447-14.9	67-120	.558	0-0	.000	23-43	.535	36-64	100-3.3	67-0	26	44	39	7	157-5.2
2011-12		Redshirt														
Total	30-3	447-14.9	67-120	.558	0-0	.000	23-43	.535	36-64	100-3.3	67-0	26	44	39	7	157-5.2

vs. Conference Opponents

Year	G-GS	MP-Avg.	FG-FGA	Pct.	3FG-3FGA	Pct.	FT-FTA	Pct.	Rebounds					TP-Avg.		
									O-D	Tot.-Avg.	F-DQ	A	TO		B	S
2010-11	15-1	198-13.2	29-59	.492	0-0	.000	6-17	.353	20-24	44-2.9	36-0	13	19	12	1	64-4.3
2011-12		Redshirt														
TOTAL	15-1	198-13.2	29-59	.492	0-0	.000	6-17	.353	20-24	44-2.9	36-0	13	19	12	1	64-4.3



DYLAN TALLEY

#24

SR. | GUARD | 6-5 | 216 | CAMDEN, N.J. | LIFE CENTER ACADEMY/BINGHAMTON UNIV. /BLINN COLLEGE

2012-13 (Outlook)

After playing more of a complimentary role in his first season at Nebraska, senior Dylan Talley will be looked to as one of the leaders of the 2012-13 Huskers. With four senior starters a year ago, Talley was the Huskers' sixth man, averaging 8.9 points per game in 25 games. The 6-foot-5 guard was third on the team in scoring and topped all Big Ten reserves in scoring despite missing five games and being hampered in others because of a thigh injury.

The Husker coaching staff believes that Talley will be a much improved player for the Huskers this season, citing his experience in the program, his improved health and the strides he has made since the end of last season.

2011-12 (Junior)

Talley provided the Huskers with a scorer off the bench in his first season in the program. He was third on the team in scoring at 8.9 points per game while adding 3.3 rebounds and 1.9 assists per game in just under 24 minutes of action. The 6-foot-5 guard was a solid shooter from long range, hitting 37 percent from 3-point range and led all Big Ten bench reserves in points per game. Talley reached double figures 11 times in 2011-12 despite making only one start and missing five games with a thigh injury.

Talley enjoyed an impressive debut against South Dakota on Nov. 11 with 10 points and team highs in both rebounds (nine) and assists (five), beginning a stretch where he averaged 12.4 points, 5.0 rebounds and 3.0 assists over his first five games. He had 15 points in 18 minutes against Rhode Island on Nov. 20 and came off the bench for 18 points, including four 3-pointers, along with four assists, four rebounds and had a career-high three steals against Oregon on Nov. 23.

Talley had 12 points against South Dakota State on Nov. 26, but suffered a thigh bruise which would hamper him for the next six weeks. He had four points in his next two games before bouncing back against Florida Gulf Coast on Dec. 7 with

14 points, including four 3-pointers. He provided the winning margin in the 51-50 victory win on a jumper with 10.6 seconds remaining. He played just eight minutes against TCU before missing the next five games with the injury.

Talley returned to action against Illinois on Jan. 7 and quickly regained his scoring form, reaching double figures four times and scoring at least seven points in nine straight games. He scored 10 of his 12 points against Penn State on Jan. 11 in the second half while grabbing five rebounds and collecting two steals. He reached double figures for the second time in Big Ten play against Indiana on Jan. 18, scoring eight of his 10 points in the final 5:19, as the Huskers erased an 11-point deficit. He also had five rebounds and a pair of blocked shots in the upset of the No. 11 Hoosiers. Talley continued his late-game heroics against Iowa on Jan. 26, scoring all nine of his points in the final 10:48, helping the Huskers overcome a seven-point deficit, and his jumper with 3:26 left capped a 12-2 spurt to put the Huskers up 68-63. Against Northwestern on Feb. 2, he totaled 13 points, including 3-of-4 from 3-point range, in 27 minutes for his highest-scoring outburst since Dec. 7. He topped NU in scoring for the first time in Big Ten action with 12 points and added three rebounds at Penn State on Feb. 11.

Following the Penn State game, Talley averaged 5.0 points per game on 33 percent shooting over the next four games before breaking out at Minnesota on March 3. He hit 5-of-10 shots and matched his season high with four 3-pointers as part of a 16-point, five-assist effort against the Golden Gophers. He reached double figures for the second straight game against Purdue in the first round of the Big Ten Tournament, adding 10 points in the loss to the Boilermakers.

Before Nebraska

Talley was one of the top junior college players in the country, earning honorable-mention All-America honors at Blinn (Texas) College. Talley ranked sixth nationally and led Region XIV in scoring at 23.0 points per

game on 49 percent shooting while also chipping in 5.9 rebounds, 3.8 assists and 1.5 steals per game for Coach Tra Arnold. The 6-foot-5 guard was a first-team all-region pick. He ranked among the region leaders in free throw percentage (77.6 percent), 3-point shooting percentage (40.0) and assists per game. The Buccaneers went 19-13 in 2010-11 and reached the second round of the Region XIV Tournament. Talley was rated as the No. 11 recruit nationally by the website JucoRecruiting.com, the highest of any Big Ten recruit in the class of 2011.

Talley spent his freshman year at Binghamton University, where he was named the America East Conference Rookie of the Year. He averaged 11.8 points, 3.7 rebounds and 2.1 assists per game playing for former Temple great Mark Macon. A five-time America East Rookie of the Week, Talley led all conference freshmen by averaging 13.5 points per game in conference action. He finished the year 13th in the league in scoring and 14th in field goal percentage during the conference season. Talley reached double figures in 17 of 26 contests as a freshman, including a season-high 25-point effort at Maryland-Baltimore County.

He played high school ball at Life Center Academy in Burlington, N.J., totaling over 2,000 points in his career. As a senior, he averaged 16.2 points, 4.0 assists and 2.0 steals per game, as he shot 46 percent from the field and 39 percent from 3-point range in helping LCA to a 17-9 record. As a junior, he led LCA to a 20-8 mark by averaging 16.6 points, 4.6 rebounds and 2.6 assists per contest.

Personal

Dylan is the son of Louis Guess and Yvette Talley and the grandson of Conrad Talley. He chose Nebraska over a host of schools including LSU, Gonzaga, Colorado, Tennessee, USC and Seton Hall. Dylan, who was born on Dec. 28, 1989, is a sociology major and is on track to graduate next May.

CAREER HIGHS

Points	18, vs. Oregon (11/23/11)
Rebounds	9, two times (last, 1/18/12)
Field Goals	6, vs. Rhode Island (11/20/11)
Free Throws	6, vs. Oregon (11/23/11)
3-point FG	4, three times (last, 3/3/12)
Assists	5, two times (3/3/12)
Steals	3, two times (2/25/12)
Blocks	2, vs. Indiana (11/18/12)
Minutes	31, vs. Oregon (11/23/11)

CAREER HONORS

- ◆ Big Ten's Leading reserve scorer in 2011-12 (8.9 ppg).
- ◆ 2009-10 America East Rookie of the Year

MISC. STATISTICS

Category	2011-12	Career*
Double-Figure Scoring	11	28
Double-Figure Rebounding	0	0
Double-Figure Assists	0	0
Double-Doubles	0	0
Led Team in Scoring	2	8
Led Team in Rebounding	3	4
Led Team in Assists	2	8
20+ Point Games	0	3
30+ Point Games	0	0

*- includes career at Binghamton

TALLEY'S CAREER STATS

vs. All Opponents

Year	G-GS	MP-Avg.	FG-FGA	Pct.	3FG-3FGA	Pct.	FT-FTA	Pct.	Rebounds					TP-Avg.		
									O-D	Tot.-Avg.	F-DQ	A	TO		B	S
2009-10*	26-14	761-29.3	109-274	.398	28-93	.301	61-88	.693	23-74	97-3.7	48-1	55	71	9	16	307-11.8
2011-12	25-1	594-23.8	74-183	.404	38-103	.369	36-44	.818	19-64	83-3.3	53-1	44	40	9	26	222-8.9
TOTAL	25-1	594-23.8	74-183	.404	38-103	.369	36-44	.818	19-64	83-3.3	53-1	44	40	9	26	222-8.9
All*	51-15	1355-26.6	183-457	.400	66-196	.337	97-132	.735	42-138	180-3.5	101-2	99	111	18	42	529-10.4

vs. Conference Opponents

Year	G-GS	MP-Avg.	FG-FGA	Pct.	3FG-3FGA	Pct.	FT-FTA	Pct.	Rebounds					TP-Avg.		
									O-D	Tot.-Avg.	F-DQ	A	TO		B	S
2009-10*	12-2	335-27.9	58-133	.436	15-46	.326	31-44	.705	13-31	44-3.7	20-0	31	31	4	2	162-13.5
2011-12	15-0	370-24.7	43-108	.398	22-63	.349	22-27	.815	12-38	50-3.3	31-1	24	23	5	17	130-8.7
TOTAL	15-0	370-24.7	43-108	.398	22-63	.349	22-27	.815	12-38	50-3.3	31-1	24	23	5	17	130-8.7
All*	27-2	705-26.1	101-241	.419	37-109	.339	53-71	.746	25-69	94-3.5	51-1	55	54	9	19	292-10.8

*-includes year at Binghamton

BRANDON UBEL

#13

SR. | FORWARD | 6-10 | 234 | OVERLAND PARK, KAN. | BLUE VALLEY WEST HS



CAREER HIGHS

Points	17, vs. Iowa (2/29/11)
Rebounds	11, vs. Fla. Gulf Coast (12/7/11)
Field Goals	7, vs. Iowa (2/29/12)
Free Throws	7, vs. Alcorn State (12/17/11)
3-point FG	2, three times (last, 2/27/10)
Assists	5, two times (last, 2/2/12)
Steals	2, three times (last, 3/3/12)
Blocks	2, four times (last, 11/30/11)
Minutes	42, at USC (11/14/11)

CAREER HONORS

- ◆ 2012 Academic All-Big Ten
- ◆ 2011 First-Team Academic All-Big 12
- ◆ 2009 Big 12 Commissioner's Fall Honor Roll

MISC. STATISTICS

Category	2011-12	Career
Double-Figure Scoring	7	18
Double-Figure Rebounding	1	1
Double-Figure Assists	0	0
Double-Doubles	1	1
Led Team in Scoring	3	5
Led Team in Rebounding	13	20
Led Team in Assists	3	3
20+ Point Games	0	0
30+ Point Games	0	0

UBEL'S CAREER STATS

vs. All Opponents

Year	G-GS	MP-Avg.	FG-FGA	Pct.	3FG-3FGA	Pct.	FT-FTA	Pct.	Rebounds					TP-Avg.		
									O-D	Tot.-Avg.	F-DQ	A	TO	B	S	
2009-10	32-16	507-15.8	46-112	.411	11-21	.524	39-49	.796	27-36	63-2.0	51-1	3	41	5	7	142-4.4
2010-11	32-13	644-20.1	63-122	.516	7-28	.250	61-77	.792	35-82	117-3.7	73-3	19	33	9	10	194-6.1
2011-12	30-30	847-28.2	74-143	.517	5-20	.250	47-57	.825	75-85	160-5.3	75-0	38	29	9	13	200-6.7
TOTAL	94-59	1998-21.3	183-377	.485	23-69	.333	147-183	.803	137-203	340-3.6	199-4	60	103	23	30	536-5.7

vs. Conference Opponents

Year	G-GS	MP-Avg.	FG-FGA	Pct.	3FG-3FGA	Pct.	FT-FTA	Pct.	Rebounds					TP-Avg.		
									O-D	Tot.-Avg.	F-DQ	A	TO	B	S	
2009-10	15-5	205-13.7	15-40	.375	4-6	.667	11-14	.786	10-19	29-1.9	26-1	2	15	1	4	45-3.0
2010-11	16-2	315-19.7	22-51	.431	3-14	.214	34-37	.919	17-37	54-3.4	39-2	6	14	2	4	81-5.1
2011-12	18-18	490-27.2	48-85	.565	1-7	.143	19-24	.792	40-46	86-4.8	49-0	22	16	3	8	116-6.4
TOTAL	49-25	1010-20.6	85-176	.483	8-27	.296	64-75	.853	67-102	169-3.4	114-3	30	45	6	16	242-4.9

2012-13 (Outlook)

Senior Brandon Ubel (pronounced YOU-bell) is the unquestioned veteran of the 2012-13 Huskers. The senior has made a team-high 59 starts as a Husker, while the rest of the 2012-13 squad have totaled eight starts at Nebraska.

Last season, injuries to Jorge Brian Diaz and Andre Almeida forced Ubel to play out of position, as he started at center where he averaged 6.7 points and a team-high 5.3 rebounds per game despite giving up size to nearly every center in the conference. He set personal bests in nearly every offensive category, while playing some of his best basketball in the final weeks of the season. He averaged 9.3 points on 68 percent shooting, 5.0 rebounds and 1.8 assists per game in Nebraska's final six contests.

With the return of Andre Almeida and the addition of freshman Sergej Vucetic, Ubel should be able to move back to his forward spot, where he can take advantage of his shooting range that extends to the perimeter. Expect to see Ubel potentially flourish in Coach Tim Miles' motion offensive system.

2011-12 (Junior)

One of two Huskers to start every game in 2011-12, Ubel was a steady performer for the Huskers. He averaged 6.7 points and a team-high 5.3 rebounds per game, ranking 13th in the Big Ten in rebounding. Ubel equalled the Huskers' highest rebounding average since All-Big 12 center Aleks Maric averaged 10.2 rebounds per game in 2007-08. Ubel finished third in the Big Ten in offensive rebounding at 2.5 per game and had nine games with at least four offensive boards. He was solid from the free throw line, hitting 83 percent from the charity stripe during his junior season.

Ubel closed out his junior season by playing some of the best basketball of his career, averaging 9.3 points on 68 percent shooting, 5.0 rebounds and 1.8 assists per game in the Huskers final six contests.

He reached double figures in scoring seven times this season, including a career-high 17 points against Iowa on Feb. 28, on a perfect 7-of-7 shooting from the floor. It



was the second time this season he set a career best in points, as he had 15 points in a loss to Oregon on Nov. 23. In that game he hit 5-of-7 shots and was a perfect 4-of-4 from the foul line. He followed up with 12 points and eight rebounds against South Dakota State on Nov. 26. Ubel collected his first career double-double on Dec. 7 against Florida Gulf Coast, scoring 10 points and grabbing a career-high 11 rebounds in a one-point win. That began a string of three double-figure efforts in four games, as he also had 13 points and eight rebounds against Alcorn State on Dec. 17 and 11 points and seven rebounds against Central Michigan on Dec. 20.

In Big Ten action, he has started at center and averaged 6.4 points per game while shooting a team-high 57 percent from the floor while pacing the Huskers with 4.8 rebounds per game. He reached double figures in points twice, including 13 points in the loss at No. 6 Michigan State on Feb. 25. He also had a solid game against No. 11 Wisconsin on Dec. 27, when he had eight points and nine rebounds. He also had nine rebounds in performances against Northwestern (Feb. 2) and No. 22 Michigan (Feb. 8) and led the Huskers with eight points and eight rebounds in a loss to No. 6 Ohio State on Jan. 21.

2010-11 (Sophomore)

Ubel was one of the Huskers' most improved players, averaging 6.1 points and 3.7 rebounds per game. He appeared in all 32 games, including 13 starts, and improved his field goal shooting to 52 percent after shooting 41 percent as a freshman. He also led the Husker post players by shooting 79 percent from the free throw line. Ubel reached double figures seven times after accomplishing the feat twice as a freshman.

He closed the season playing some of his best basketball, averaging 10.0 points on 58 percent shooting and 6.3 rebounds over the Huskers' final four games. He started the stretch with 11 points and matched his season high with nine rebounds. In the Big 12 Tournament opener against Oklahoma State, he had 11 points, including seven straight, to help NU erase a 14-point deficit, and six rebounds. That effort earned him a start in NU's NIT opener when he had nine points and six rebounds against eventual NIT champ Wichita State.

Ubel started 10 of the Huskers' first 12 games in the post and enjoyed several solid efforts early. He had 10 points in 16 minutes against Vanderbilt in the Honda Puerto Rico Tipoff and had seven points and nine rebounds the following day against Davidson. Against Jackson State, Ubel chipped in 10 points on 4-of-6 shooting and five rebounds before coming

back and with 14 points on 6-of-7 shooting against Alcorn State.

Ubel was a solid reserve in conference action, averaging 5.1 points and 3.4 rebounds per game while shooting 91.9 percent from the foul line. He had seven rebounds in a home loss to Kansas State, one of five games where he snared at least five rebounds. His effort on the offensive end keyed a one-point win at Oklahoma, as he scored nine points in 24 minutes off the bench, one of five league contests where he scored at least seven points.

2009-10 (Freshman)

Ubel started 16 contests while playing in 32 games as a true freshman. He was one of three freshman post players to see action, averaging 4.4 points and 2.0 rebounds in 15.8 minutes per contest. He was one of five freshmen to earn a starting assignment during the season and one of a school-record three freshmen to start in a game when he joined Jorge Brian Diaz and Ray Gallegos in the lineup against BYU.

On the season, the youngster hit 41.1 percent from the field, including an impressive 52.4 percent (11-of-21) from 3-point range. Ubel also hit a solid 79.6 percent (39-of-49) from the free throw line.

Ubel started his career on a strong note with 12 points and two blocked shots in the season opener against USC Upstate. He came back four games later to produce 10

points on 4-of-6 shooting in a road win over Pac-10 foe USC and then added 13 points against Southern Utah in late December.

After struggling through much of the first half of the Big 12 slate, Ubel sparked the Huskers in a narrow loss at No. 1 Kansas and again in a victory over Texas Tech. He posted six points on a pair of 3-pointers to help the Huskers take a four-point lead with less than 16 minutes remaining at Allen Fieldhouse against the Jayhawks. It was one of three games he had a pair of treys. Ubel added a pair of 3s and posted a career-high 14 points on 5-of-6 shooting over 20 minutes in a double-overtime win against the Red Raiders.

Before Nebraska

Ubel joined the Huskers after a great senior season on the court. He was rewarded by being named one of five players on the Class 6A (largest classification) all-state first team by the Kansas Basketball Coaches Association. Under Coach Donnie Campbell, Ubel earned the accolade after averaging 17.7 points and 7.6 rebounds per game, both team highs and among the conference leaders. As a senior, Ubel shot 51 percent inside the arc and an outstanding 80 percent (109-of-136) at the charity stripe. Ranked among the top 80 high school forwards in the country by Scout.com,

Ubel showed range that extends out to the 3-point line, where he hit 21-of-64 (33 percent) as a senior. He also added 1.5 blocked shots, 1.5 steals and 1.3 assists per contest as a senior.

As a junior, he helped Blue Valley West to the first round of the state tournament and a 15-8 record while posting nearly 16 points and six rebounds per game. He hit 55 percent from the floor and 88 percent at the charity line. His team also won the Class 6A state title during his sophomore season, posting an 18-7 record.

During the 2008 summer AAU circuit, Ubel began to come into his own, averaging close to 20 points and eight rebounds per game for the Wedman Pumas.

Personal

Brandon is the son of Doug and Lynette Ubel and has one sister, Kayla. Brandon was born on Aug. 29, 1991. Ubel is a broadcasting major at Nebraska and is on pace to graduate in four years in May. Brandon drew interest from Marquette and Stanford and was offered scholarships from Drake, Illinois State and Utah State before choosing NU. At Blue Valley West, he was an honor roll student and a member of the National Honor Society. His older sister was a middle distance runner for the Husker track and field program.





RAY GALLEGOS

#15

JR. | GUARD | 6-2 | 181 | SALT LAKE CITY, UTAH | WEST JORDAN HS

2012-13 (Outlook)

Ray Gallegos (pronounced GUY-eh-goes) has put himself in position to be one of the biggest beneficiaries of the Huskers' new offensive system under Tim Miles this season.

A two-year letterwinner who played in 25 games in 2010-12, Gallegos redshirted last season to work on his strength and to improve his offensive skills after averaging just 2.8 points per game on 32 percent shooting. The work seems to have paid dividends, as he is significantly stronger and has become a more consistent scoring threat during summer practices and in fall workouts. Gallegos possesses the athleticism to see time at either guard spot, and his continued improvement on the offensive end could put him in position to make significant contributions this year.

2011-12 (Redshirt)

Gallegos redshirted the 2011-12 season to add strength and refine his offensive game.

2010-11 (Sophomore)

Gallegos was a valuable member of the Huskers' rotation, appearing in 25 games as Nebraska advanced to the NIT. He averaged 2.8 points and 1.0 rebounds per game while serving as a backup shooting guard. Gallegos earned extensive playing time early in the season, playing at least 12 minutes in 10 of the Huskers' 14 non-conference games. Gallegos helped key the Huskers' 11-game win streak by averaging 5.0 points per game on 40 percent shooting. He enjoyed his best stretch at the close of non-conference play, averaging 10.6 points per game in a three-game stretch, highlighted by a career-high 15-point effort against Grambling. In that effort, he hit a career-best 7-of-10 shots from the floor and added two steals in 22 minutes. That came off the heels of a nine-point effort against Eastern Washington when he played a career-high 27 minutes. He added eight points in a win against North Dakota.

Gallegos struggled with his shooting in Big 12 play, hitting just 5-of-27 shots from the floor in 11 contests. His best offensive effort in Big 12 action came

at Kansas State on Feb. 2, when he had five points in 10 minutes off the bench, but his biggest contribution came in the conference opener against Iowa State when he guarded Diante Garrett on the final possession and combined with Lance Jeter on a steal that led to Jeter's game-winning free throw with 0.7 seconds left.

2009-10 (Freshman)

Gallegos was one of the quickest players on the court as a freshman when he played in 30 contests. He averaged 3.0 points and 1.4 rebounds in 13.6 minutes per game while posting a solid 1.4 assist-to-turnover ratio from his shooting guard spot.

Gallegos scored in double figures twice on the year, posting a season-best 13 points against Texas-Pan American and 10 points against Creighton in back-to-back contests. He hit 4-of-7 shots from the field, including a season-high three 3-pointers against UTPA, and nailed 4-of-5 field-goal attempts while adding three rebounds against Creighton.

After missing the first two regular-season games with injury, Gallegos' solid work in games and practice helped him earn three starts. He drew starting assignments against Jackson State, Tulsa and BYU, helping NU to a 2-1 mark in those contests. Gallegos was one of a school-record five freshmen to start for NU during the season. He helped set the school single-game mark with three freshmen in the starting lineup against BYU.

During league play, two of his best games came on the road at Missouri and nationally ranked Kansas State. He scored eight points in each contest, including combining for four 3-pointers. Gallegos' performance against KSU was his second consecutive solid game after posting five points on 2-of-4 shooting in 20 minutes at nationally ranked Texas.

Before Nebraska

Gallegos came to Nebraska after leading his West Jordan High School squad to the Utah 5A (largest class) state championship in 2009. For his efforts, he was also named MVP of the 5A first-team all-state squad.

In the state title game, he played a primary role as the Jaguars forced the reigning state player of the year, Tyler

Haws, into one of his worst shooting nights of his career. Gallegos also had four treys - including consecutive 3s in a 64-second span - to help his team earn the gold and earn all-tournament team honors.

On the season, Gallegos averaged 16.7 points per game to rank sixth in the state in scoring, as the Jaguars went 21-4. He had nine games with at least 20 points, including a season-best 31 points and added 22 points in the state championship game. Gallegos was second in the state in 3-point field-goals per game, hitting a school-record 66 3-pointers in 2008-09. He had a season-best six 3-pointers against Kearns, and five treys in four other games.

Gallegos really came on during the 2008 summer AAU circuit when he was playing for the Utah Pump-N-Run White. Gallegos averaged about 25 points per game, according to Coach Brad Blanchfield. Gallegos was rated the No. 53 shooting guard in the country by Scout.com and was tabbed the No. 7 shooting guard on the West Coast following the summer.

He also helped West Jordan High School to the state tournament as a junior, averaging 10.5 points per game over 21 contests. His scoring ability helped him top 20 points in three contests as a junior.

Personal

Ray, whose given name is Rayes, is the son of Maxine Gallegos and Anthony Nelson and was born on Nov. 15, 1990. Gallegos has one brother, Jonah, and three sisters, Jessica, Sherrie and Amber. Gallegos' legal guardian is basketball coach Brad Blanchfield. Gallegos, who is a sociology major, was the first Husker basketball signee from the state of Utah since Jaron Boone (Salt Lake City, Skyline High School), who went on to become one of the top 10 all-time scorers at Nebraska.

CAREER HIGHS

Points	15, vs. Grambling (12/21/10)
Rebounds	4, vs. Creighton (12/5/10)
Field Goals	7, vs. Grambling (12/21/10)
Free Throws	3, two times (last 12/29/09)
3-point FG	3, vs. UT-Pan American (12/2/09)
Assists	3, vs. UT-Pan American (12/2/09)
Steals	2, three times (last 12/21/10)
Blocks	2, vs. USC (11/27/10)
Minutes	27, vs. Eastern Wash. (12/10/10)

CAREER HONORS

- ◆ 2011 Second-Team Academic All-Big 12
- ◆ 2010 Big 12 Commissioner's Spring Honor Roll

MISC. STATISTICS

Category	2011-12	Career
Double-Figure Scoring	0	3
Double-Figure Rebounding	0	0
Double-Figure Assists	0	0
Double-Doubles	0	0
Led Team in Scoring	0	1
Led Team in Rebounding	0	0
Led Team in Assists	0	0
20+ Point Games	0	0
30+ Point Games	0	0

GALLEGOS' CAREER STATS

vs. All Opponents

Year	G-GS	MP-Avg.	FG-FGA	Pct.	3FG-3FGA	Pct.	FT-FTA	Pct.	Rebounds		F-DQ	A	TO	B	S	TP-Avg.
									O-D	Tot.-Avg.						
2009-10	30-3	409-13.6	34-93	.366	15-43	.349	8-16	.500	1-40	41-1.4	27	19	14	5	10	91-3.0
2010-11	25-1	294-11.8	30-93	.323	6-42	.143	4-7	.571	3-22	25-1.0	24	8	13	4	9	70-2.8
TOTAL	55-4	703-12.8	64-186	.344	21-85	.247	12-23	.522	4-62	66-1.2	51	27	27	9	19	161-2.9

vs. Conference Opponents

Year	G-GS	MP-Avg.	FG-FGA	Pct.	3FG-3FGA	Pct.	FT-FTA	Pct.	Rebounds		F-DQ	A	TO	B	S	TP-Avg.
									O-D	Tot.-Avg.						
2009-10	15-0	178-11.9	13-42	.310	6-20	.300	0-4	.000	0-15	15-1.0	11-0	6	11	1	4	32-2.1
2010-11	11-0	82-7.5	5-27	.185	2-13	.154	2-4	.500	0-8	8-0.7	11-0	1	4	1	4	14-1.3
TOTAL	26-0	260-10.0	18-69	.261	8-33	.242	2-8	.250	0-23	23-0.9	22-0	7	15	2	8	46-1.8

KYE KURKOWSKI

#44

SO. | FORWARD | 6-11 | 214 | GRANT, NEB. | PERKINS COUNTY HS



CAREER HIGHS

Points	None
Rebounds	None
Field Goals	None
Free Throws	None
3-point FG	None
Assists	None
Steals	None
Blocks	None
Minutes	2, vs. Illinois (2/18/12)

CAREER HONORS

- ◆ 2012 Academic All-Big Ten

MISC. STATISTICS

Category	2011-12	Career
Double-Figure Scoring	0	0
Double-Figure Rebounding	0	0
Double-Figure Assists	0	0
Double-Doubles	0	0
Led Team in Scoring	0	0
Led Team in Rebounding	0	0
Led Team in Assists	0	0
20+ Point Games	0	0
30+ Point Games	0	0

2012-13 (Outlook)

Sophomore walk-on Kye Kurkowski, who has added more than 25 pounds to his frame since he arrived on campus in August of 2010, earned his first action on the court last season, appearing in two contests for the Huskers.

Kurkowski has good length and athleticism for his size and possesses solid touch around the basket. As he continues to add strength, he could eventually earn more playing time as the season progresses.

2011-12 (Redshirt Freshman)

Kurkowski made two appearances on the season, but did not record any statistics. The 6-foot-10 forward made his Husker debut in the final two minutes against Illinois on Feb. 20, and also played the final minute against Purdue in the Big Ten Tournament on March 8.

2010-11 (Redshirt)

Kurkowski redshirted and used the year to put on additional strength and weight.

Before Nebraska

Kurkowski was a standout player for Coach Shawn Cole at Perkins County High School, a Class C-2 school in Grant, Neb.

Kurkowski was a first-team all-conference and all-district performer as a senior, averaging 12.9 points, 9.2 rebounds and 3.9 blocks per game in 2009-10. He reached double figures in rebounding in 11 of 21 games as a senior and had five games with at least six blocked shots.

His best performance as a senior came in a 27-point performance against Dundy County, when he hit 11-of-14 shots from the floor and added 11 rebounds and a pair of steals. He also had a triple-double against Chase County with 18 points, 11 rebounds and 10 blocked shots.

He became a full-time starter during his

junior campaign, when he averaged 8.6 points, 8.2 rebounds and 3.5 blocked shots per game.

In addition to his basketball exploits, he lettered four times in football and three years in track, giving him 10 varsity letters. Kurkowski was an accomplished student, finishing his career with a 4.0 GPA and ranking in the top five in his senior class. He was an academic all-state selection by the Lincoln Journal Star and was a member of the High Honor Roll at Perkins County. His success in the classroom qualified him for a Regents Scholarship at Nebraska.

Personal

Kye is the son of Kelvin and Judy Kurkowski and was born on Dec. 25, 1991. He has three brothers, Max, Ross and Zak, and two sisters, Nileelle and Jaclyn. Kurkowski is an agricultural engineering major at Nebraska.

KURKOWSKI'S' CAREER STATS

vs. All Opponents

Year	G-GS	MP-Avg.	FG-FGA	Pct.	3FG-3FGA	Pct.	FT-FTA	Pct.	Rebounds								
									O-D	Tot.-Avg.	F-DQ	A	TO	B	S	TP-Avg.	
2010-11	Redshirt																
2011-12	2-0	3-1.5	0-0	.000	0-0	.000	0-0	.000	0-0	0-0.0	0-0	0	0	0	0	0	0-0.0
TOTAL	2-0	3-1.5	0-0	.000	0-0	.000	0-0	.000	0-0	0-0.0	0-0	0	0	0	0	0	0-0.0


vs. Conference Opponents

Year	G-GS	MP-Avg.	FG-FGA	Pct.	3FG-3FGA	Pct.	FT-FTA	Pct.	Rebounds								
									O-D	Tot.-Avg.	F-DQ	A	TO	B	S	TP-Avg.	
2010-11	Redshirt																
2011-12	1-0	2-2.0	0-0	.000	0-0	.000	0-0	.000	0-0	0-0.0	0-0	0	0	0	0	0	0-0.0
TOTAL	1-0	2-2.0	0-0	.000	0-0	.000	0-0	.000	0-0	0-0.0	0-0	0	0	0	0	0	0-0.0

TREVOR MENKE

#10

SO. | GUARD | 5-11 | 176 | BEATRICE, NEB. | BEATRICE HS



CAREER HIGHS

Points	None
Rebounds	None
Field Goals	None
Free Throws	None
3-point FG	None
Assists	None
Steals	None
Blocks	None
Minutes	4 vs. Alcorn State (12/17/11)

CAREER HONORS

◆ 2012 Academic All-Big Ten

MISC. STATISTICS

Category	2011-12	Career
Double-Figure Scoring	0	0
Double-Figure Rebounding	0	0
Double-Figure Assists	0	0
Double-Doubles	0	0
Led Team in Scoring	0	0
Led Team in Rebounding	0	0
Led Team in Assists	0	0
20+ Point Games	0	0
30+ Point Games	0	0

2012-13 (Outlook)

With the graduation of both starting guards from a year ago, sophomore Trevor Menke enters the season as the Huskers' most experienced player at the point guard spot. The 5-foot-11 guard from Beatrice appeared in three games last year and ran most of the scout team work for the last two years. Menke has impressed the coaching staff with his work ethic on the court and in the classroom, as well as his communication skills.

He will be challenged at the point guard spot by a trio of newcomers, including junior college transfer Deverell Biggs and freshman Benny Parker. Menke's dedication to improvement was rewarded in August, as he was placed on scholarship for the upcoming season.

2011-12 (Redshirt Freshman)

Trevor Menke saw limited duty, playing in three games during the 2011-12 season as a backup point guard. The walk-on earned an opportunity with his work in practice running the scout team, as he was forced into duty following a rash of injuries. He was one of two former Beatrice players to play for the Huskers in 2011-12, joining forward Mike Fox.

Menke made his Husker debut against Alcorn State on Dec. 17, playing four minutes against the Braves as the Huskers were without three players because of injuries. He got another opportunity against Central Michigan, as he played two minutes in the first half backing up Brandon Richardson and Bo Spencer. After not playing during Big Ten action, he saw time in the Huskers' Big Ten Tournament loss to Purdue on March 8, playing the final minute of the loss to the Boilermakers.

2010-11 (Redshirt)

Menke redshirted as a freshman. He missed the second half of the season with a broken foot suffered in practice in late December.

Before Nebraska

Menke was one of the state's top point guards playing for Beatrice High School and legendary Coach Jim Weeks. Menke was a four-year starter, helping Beatrice to a Class B state title in 2008, two runner-up finishes



(2007 and 2009) and a third-place showing as a senior.

In 2009-10, Menke earned first-team Class B and third-team All-Nebraska (all-class) honors, averaging 14.2 points, 5.1 assists and 2.3 rebounds a game. That followed on the heels of a junior campaign where he averaged 14.2 points and 5.0 assists per game while hitting 44 percent from 3-point range to earn first-team all-state accolades for the first time in his career.

Menke showed a knack for clutch performances throughout his high school career, hitting game-winning buzzer beaters in the state tournament in both his junior and senior years, including a 28-footer in the first round of the 2010 state tournament. As a freshman, he

scored 18 points in a loss to Omaha Skutt at the Devaney Center.

A four-year letterwinner in basketball, Menke also lettered four years in track and three in cross country at Beatrice. He was a member of the National Honor Society, a member of the honor roll throughout his career and served as vice president of the student council.

Personal

Trevor is the son of Steven and Wendy Menke and was born on July 1, 1991. He has one older brother, Brent, who served as a team manager for the Husker program and is now an assistant coach at Doane College. Trevor is a social science education major at Nebraska.

MENKE'S CAREER STATS

vs. All Opponents

Year	G-GS	MP-Avg.	FG-FGA	Pct.	3FG-3FGA	Pct.	FT-FTA	Pct.	Rebounds		F-DQ	A	TO	B	S	TP-Avg.
									O-D	Tot.-Avg.						
2010-11	Redshirt															
2011-12	3-0	7-2.3	0-1	.000	0-1	.000	0-0	.000	0-0	0-0.0	1-0	0	0	0	0	0-0.0
TOTAL	3-0	7-2.3	0-1	.000	0-1	.000	0-0	.000	0-0	0-0.0	1-0	0	0	0	0	0-0.0

vs. Conference Opponents

Year	G-GS	MP-Avg.	FG-FGA	Pct.	3FG-3FGA	Pct.	FT-FTA	Pct.	Rebounds		F-DQ	A	TO	B	S	TP-Avg.
									O-D	Tot.-Avg.						
2010-11	Redshirt															
2011-12	Did not play															

DAVID RIVERS

SO. | GUARD/FORWARD | 6-7 | 191 | LITTLE ROCK, ARK. | HALL HS



CAREER HIGHS

Points	8, vs. So. Dakota State (11/26/11)
Rebounds	5, vs. So. Dakota State (11/26/11)
Field Goals	3, vs. So. Dakota State (11/26/11)
Free Throws	2, vs. Alcorn State (12/17/11)
3-point FG	1, two times (last, 12/10/11)
Assists	2, vs. Alcorn State (12/17/11)
Steals	1, five times (last, 2/25/12)
Blocks	1, two times (last, 12/17/11)
Minutes	20, at Ohio State (1/3/12)

MISC. STATISTICS

Category	2011-12	Career
Double-Figure Scoring	0	0
Double-Figure Rebounding	0	0
Double-Figure Assists	0	0
Double-Doubles	0	0
Led Team in Scoring	0	0
Led Team in Rebounding	0	0
Led Team in Assists	0	0
20+ Point Games	0	0
30+ Point Games	0	0

2012-13 (Outlook)

David Rivers is an intriguing prospect for the Husker basketball program entering the season. The 6-foot-7 guard/forward was one of Nebraska's primary reserves a year ago, appearing in 19 games and averaging nearly nine minutes per game. Rivers showed signs of his potential at times, scoring a season high eight points and grabbing five rebounds in 18 minutes against NCAA Tournament qualifier South Dakota State. Rivers is an excellent athlete and has the length to be a factor on both ends of the court. One area where Rivers has made great strides is in his strength, adding nearly 20 pounds over the last year. As he continues to get acclimated to a new system, Rivers could put himself in position to earn significant playing time.

2011-12 (Freshman)

Rivers was one of three freshmen to see action for the Huskers, as he earned playing time on the wing and in the post. He appeared in 19 games, averaging 1.1 points and 0.8 rebounds a game while averaging 8.3 minutes per contest. Rivers was an active player inside as nearly half of his rebounds were on the offensive glass.

After playing a total of nine minutes in the Huskers' first four games, Rivers got his first opportunity against eventual NCAA qualifier South Dakota State, as Caleb Walker was limited to just 12 minutes because of the flu. Rivers set personal bests with eight points and five rebounds, hitting 3-of-5 shots from the field in 18 minutes off the bench. He continued to play well off the bench against Wake Forest in the Big Ten/ACC Challenge on Nov. 30, totaling three points and three rebounds, including a pair of offensive caroms, in 17 minutes. He also played well in a come-from-behind win at TCU on Dec. 10, totaling five points and an assist in 13 minutes of work and had a season-high two assists along with two points in 18 minutes against Alcorn State on Dec. 17.

In Big Ten action, Rivers played in Nebraska's first three games as the Huskers were down a pair of regulars, including a career-high 20 minutes at No. 6 Ohio State on Jan. 3. He played just seven minutes over the next eight games before playing two minutes against Michigan on Feb. 8. He saw action in five consecutive games late in the conference season, including eight



minutes of action at No. 6 Michigan State on Feb. 25. He also played three minutes in the Huskers' Big Ten Tournament opener.

Before Nebraska

Rivers came to Nebraska following a distinguished prep career, winning three state titles at Hall High School in Little Rock for Coach Eric Coleman. Rivers, who has started since midway through his freshman year, was a three-time all-conference performer and helped Hall High School win three state titles (2008, 2010, 2011) and earn a runner-up finish (2009).

As a senior, Rivers led Hall to the Class 7A (largest class) state crown and a 23-7 record, averaging 19 points, seven rebounds and three assists per game. He was a consensus first-team all-state performer and was the MVP of the state tournament, scoring 19 points and grabbing six rebounds in the title game against West Memphis after scoring 23 points in a semifinal win over Rogers High School. He was rated as the No. 46 small forward nationally by ESPN, was a three-star pick by both Rivals.com and Scout.com, and also was ranked among the top 150 overall prospects in the country by various scouting services. He was also

named the state MVP and selected to the All-Southern Boys basketball team by the Orlando Sentinel following his senior campaign.

As a junior, he averaged 14 points, six rebounds and three blocks per game, leading Hall to a 28-3 record and a Class 6A state title. A first-team all-state selection, Rivers had 12 points, seven rebounds and five assists in a 64-59 win over West Memphis in the Class 6A state title game. He had four games with at least 20 points as a junior, including a season-high 26 points against Jacksonville.

He played AAU ball with the Arkansas Wings and Coach Ron Crawford, helping the 17-and-under team to the 2010 AAU National Championship in Orlando, as well as the Best Buy Classic Championship in Minneapolis in 2010.

Personal

David is the son of Phillis Rivers and Ezell and Karen Rivers and was born on Feb. 22, 1993. Ezelle Rivers played collegiately at UALR from 1982 to 1985. The younger Rivers was recruited by Clemson, Wichita State, UTEP and Tulane among others before selecting Nebraska. Rivers has not declared a major at Nebraska.

RIVERS' CAREER STATS

vs. All Opponents

Year	G-GS	MP-Avg.	FG-FGA	Pct.	3FG-3FGA	Pct.	FT-FTA	Pct.	Rebounds		F-DQ	A	TO	B	S	TP-Avg.
									O-D	Tot.-Avg.						
2011-12	19-0	158-8.3	7-30	.233	2-19	.105	4-10	.400	7-9	16-0.8	10-0	5	8	2	5	20-1.1
TOTAL	19-0	158-8.3	7-30	.233	2-19	.105	4-10	.400	7-9	16-0.8	10-0	5	8	2	5	20-1.1

vs. Conference Opponents

Year	G-GS	MP-Avg.	FG-FGA	Pct.	3FG-3FGA	Pct.	FT-FTA	Pct.	Rebounds		F-DQ	A	TO	B	S	TP-Avg.
									O-D	Tot.-Avg.						
2011-12	9-0	55-6.1	0-13	.000	0-9	.000	0-3	.000	0-4	4-0.4	2-0	0	2	0	3	0-0.0
TOTAL	9-0	55-6.1	0-13	.000	0-9	.000	0-3	.000	0-4	4-0.4	2-0	0	2	0	3	0-0.0

JORDAN TYRANCE

#11

SO. | GUARD | 6-3 | 195 | LINCOLN, NEB. | SOUTHWEST HS



CAREER HIGHS

Points	1, vs. Illinois (2/18/12)
Rebounds	2, vs. Illinois (2/18/12)
Field Goals	None
Free Throws	1, vs. Illinois (2/18/12)
3-point FG	None
Assists	None
Steals	None
Blocks	None
Minutes	4, at Michigan State (2/25/12)

MISC. STATISTICS

Category	2011-12	Career
Double-Figure Scoring	0	0
Double-Figure Rebounding	0	0
Double-Figure Assists	0	0
Double-Doubles	0	0
Led Team in Scoring	0	0
Led Team in Rebounding	0	0
Led Team in Assists	0	0
20+ Point Games	0	0
30+ Point Games	0	0

2012-13 (Outlook)

Sophomore Jordan Tyrance is in a prime position to earn the most playing time of his career this winter. The walk-on from Lincoln Southwest has seen limited duty during his first two years at Nebraska, appearing in two games last season.

His athleticism on the wing could come in handy this season, as the Huskers look to be more active on both ends of the court. Tyrance has shown a strong work ethic in picking up the new system and could push for significant playing time. Tyrance is a second-generation Husker, as both his parents were standout student-athletes at Nebraska.

2011-12 (Redshirt Freshman)

Tyrance made his first appearance as a Husker, seeing action in a pair of Big Ten contests. He made his career debut against Iowa on Feb. 20, scoring his first career point and grabbing a pair of rebounds, as Nebraska posted an 80-57 win. He played a season-high four minutes at No. 6 Michigan State on Feb. 25, but did not have any stats.

2010-11 (Redshirt)

Tyrance redshirted after walking on to the Husker program.

Before Nebraska

Tyrance was a two-year starter at Lincoln Southwest High School for Coach Duane Baack. Tyrance averaged nearly a double-double as a senior, averaging 11.1 points and 8.2 rebounds per game, ranking among Class A (largest class) leaders in rebounding. He also averaged 2.2 steals per game to earn first-team All-Heartland Conference honors and honorable-mention all-state accolades from both major papers in the state. He had a 27-point performance against Norfolk and grabbed 13 rebounds against Lincoln East.

During his junior campaign, he was a part-time starter for Lincoln Southwest, which went 22-3 and lost in the state championship game. He averaged seven points and four rebounds per game and was an honorable-mention all-state performer for his efforts.

Tyrance was a three-sport performer in high school, starting at wide receiver and



strong safety in football, while competing in track and field, where he placed third in the state as a senior in the triple jump after finishing fourth as a junior.

Tyrance, who spent his freshman and sophomore years at Parkview Christian High School, was a strong performer in the classroom. He earned academic all-state honors on six occasions and was a member of the National Honor Society at Lincoln Southwest High School.

Personal

Jordan is the son of Renita Robinson and Patrick Tyrance Jr., and was born on

Oct. 31, 1992. He has one brother, Patrick. Jordan's mother, Renita, was an NCAA champion in the triple jump in 1989 and won four conference titles during her career at Nebraska. His father, Patrick, was a three-year starter in football, earning All-Big Eight honors as a junior and senior. He was also a two-time CoSIDA Academic All-American and was inducted into the CoSIDA Academic All-America Hall of Fame in 2009. Jordan majors in business administration.

TYRANCE'S CAREER STATS

vs. All Opponents

Year	G-GS	MP-Avg.	FG-FGA	Pct.	3FG-3FGA	Pct.	FT-FTA	Pct.	Rebounds		F-DQ	A	TO	B	S	TP-Avg.
									O-D	Tot.-Avg.						
2010-11	Redshirt															
2011-12	2-0	6-3.0	0-0	.000	0-0	.000	1-2	.500	0-2	2-1.0	1-0	0	0	0	0	1-0.5
TOTAL	2-0	6-3.0	0-0	.000	0-0	.000	1-2	.500	0-2	2-1.0	1-0	0	0	0	0	1-0.5

vs. Conference Opponents

Year	G-GS	MP-Avg.	FG-FGA	Pct.	3FG-3FGA	Pct.	FT-FTA	Pct.	Rebounds		F-DQ	A	TO	B	S	TP-Avg.
									O-D	Tot.-Avg.						
2010-11	Redshirt															
2011-12	2-0	6-3.0	0-0	.000	0-0	.000	1-2	.500	0-2	2-1.0	1-0	0	0	0	0	1-0.5
TOTAL	2-0	6-3.0	0-0	.000	0-0	.000	1-2	.500	0-2	2-1.0	1-0	0	0	0	0	1-0.5

DEVERELL BIGGS

#1

JR. | GUARD | 6-0 | 174 | OMAHA, NEB. | OMAHA CENTRAL HS/SEWARD CC/WEST TEXAS COLLEGE



2012-13 (Outlook)


Junior college point guard Deverell Biggs (pronounced DEV-er-el) returns to the state of Nebraska after spending the last two years in junior college. The 6-foot, 174-pounder earned first-team NJCAA All-America honors at Seward (Kan.) County Community College last season, averaging 14.6 points, 3.1 assists, 3.3 steals and 3.7 rebounds per game in helping the school to a third-place finish at the national tournament. Biggs is a play-making guard who has the ability and leadership skills to make his teammates better. His athleticism makes him difficult to defend and gives the Huskers a difference maker at the lead guard spot.

A native of Omaha, Biggs was the first signing for Coach Tim Miles at Nebraska last April and the first in-state player to sign with the Husker program since the fall of 2001. He was a standout performer at Omaha Central, leading the Eagles to three Class A (largest class) state titles during his high school career.

Before Nebraska

Biggs comes to Nebraska after earning first-team NJCAA All-America honors after guiding Seward County Community College to a 31-7 record and a third-place finish at the NJCAA National Tournament in 2011-12. He averaged 14.6 points, 3.1 assists, 3.3 steals and 3.7 rebounds per game for Coach Bryan Zollinger, ranking fifth nationally in steals. On the season, he had eight games with at least 20 points, including a near triple double with 26 points, 11 rebounds and eight assists in one contest, and also eight games with at least five steals.

The Jayhawk West and Region VI Player of the Year, Biggs turned in one of his best performances in the quarterfinals of the national tournament with 12 points, 10 rebounds and four steals against Columbia State. Biggs led Seward County CC in scoring, assists and steals en route to becoming the school's first player to garner first-team All-America recognition since 2003. He was the Region VI Tournament MVP, as he led the Saints to their second National Tournament appearance in five years when he averaged 14.0 points and



3.3 assists in Seward's sweep through the postseason tournament.

He began his career at West Texas College in 2010-11, averaging 14 points and 3.8 steals per game to earn first-team all-conference recognition for Coach Jason Sautter. He had 31 points against Howard College, one of five 20-point games as a freshman, and seven games with at least five steals.

Biggs originally earned acclaim in leading Omaha Central High School to three Class A state titles (largest class in state) during his career, including his senior year when he averaged 21.8 points and 4.8 rebounds

per game in sweeping state player-of-the-year honors from both the Lincoln Journal Star and Omaha World-Herald for Coach Eric Behrens.

A two-time all-state performer, he closed his career with 19 points, four assists and three steals in the 2010 state title game against Norfolk after putting up 35 points in a 53-52 win over Lincoln Southeast in the state semifinals. Biggs also starred for the Eagles' track program, leading the school to a Class A state title in 2010 by winning the high jump (7'0") and placing sixth in the triple jump. For his efforts, he was named Nebraska High

School Athlete of the Year by both of the state's major papers in 2010.

Personal

Deverell is the son of Cherrese Washington and Robert Biggs and was born on Feb. 17, 1992. Deverell has one brother, Brandon Wallace, and two sisters, Cymone Biggs and Brynn Washington. Deverell is a sociology major at Nebraska.



BENNY PARKER

#3

FR. | GUARD | 5-9 | 164 | KANSAS CITY, KAN. | SUMNER ACADEMY

2012-13 (Outlook)

One of two point guards in this year's recruiting class, Benny Parker comes to Nebraska after a decorated high school career. Parker was the 2012 DiRenna Award winner, representing the top player in the Kansas City metro area following a senior campaign where he averaged 24.8 points, 6.2 assists and 3.9 steals per game. He led Sumner Academy to a pair of state titles and was a four-year starter.

With the departure of Nebraska's top three ball-handers from a year ago, Parker is in an ideal position to earn significant playing time early in his career. The freshman has impressed the coaching staff with his defensive abilities and ability to push the tempo with his quickness.

Before Nebraska

Parker was one of the top players in the Kansas City area last season. He was a four-year starter who led Sumner Academy of Arts and Science to an 85-15 record during his high school career and a pair of Class 4A state titles playing for Coach Dave Parra. Parker totaled 1,468 points, 375 assists and 355 steals during his high school career, finishing third in school history in points scored.

A three-star selection by Rivals.com, Parker was a first-team Class 4A all-state honoree and second-team selection among all classes in Kansas by the Topeka Capital Journal as a senior, as well as a first-team all-metro performer by the Kansas City Star. He was honored with the DiRenna Award, representing the top player in the Kansas City metro area following a campaign where he averaged 24.8 points, 6.2 assists and 3.9 steals per game in helping Sumner Academy to a 19-4 record and an appearance in the sub-state tournament. He shot 53 percent from the field and had nearly a 3-to-1 assist-to-turnover ratio. Parker was named the MVP of the Spring Hill Invitational following a 41-point, seven-assist performance in a semifinal win over Spring Hill, tying a school record for most points in a game. He also had a pair of 30-point efforts and totaled 20 or more



points in 16 of 23 games as a senior. Parker capped his career with 20 points in the Kansas-Missouri All-Star game with 8-of-9 shooting, including 4-of-4 from 3-point range in just 15 minutes of action.

As a junior, he was a first team all-state Class 4A performer and a third-team selection among all classes, helping Coach Parra's team to a 23-3 record and a state title, as he averaged 19.8 points, 5.9 assists, 4.8 steals and 3.7 rebounds per game. A first-team all-metro selection by the Kansas City Star, Parker shot 51 percent from the floor, including 40 percent from long distance. During his sophomore campaign,

he garnered honorable-mention all-state honors, averaging 12.3 points, 5.3 assists and 4.1 steals per outing while leading Sumner to a state crown.

Personal

Benny, whose given name is Benjamin, is the son of Stan and Veronica Parker and was born on April 28, 1994, in Kansas City. He has one older brother, Stan. Benny, who finished with better than a 3.5 GPA at Sumner Academy, has not declared a major at Nebraska. He chose Nebraska over DePaul, Murray State, Kansas State and Buffalo.



TERRAN PETTEWAY

#4

SO. | GUARD/FORWARD | 6-6 | 200 | GALVESTON, TEXAS | BALL HS/TEXAS TECH

2012-13 (Outlook)

One of two transfers added to the Nebraska roster this season, Terran Petteaway (pronounced tur-RAHN PET-eh-way) will sit out this season because of NCAA rules and will have three years of eligibility remaining beginning with the 2013-14 season. He joins the Husker program after spending his first season at Texas Tech University.

Petteaway appeared in 28 games for the Red Raiders in 2011-12, making 11 starts, including 10 in conference play. Petteaway had a season-high 13 points against DePaul and grabbed 10 rebounds in a loss to Texas.

Petteaway provides good size and athleticism on the wing and is very good in the open floor and will use this year to round out his game, especially on the defensive end, and work on his shooting touch.

Before Nebraska

Petteaway played in 27 games at Texas Tech as a true freshman in 2011-12, making 11 starts for the Red Raiders and averaging 3.3 points and 2.1 rebounds per game. He had a season-high 13 points in 15 minutes of action against DePaul in the Old Spice Classic and also had nine-point contests against Indiana State and Cal State Bakersfield. He grabbed a career-high 10 rebounds in an overtime loss to NCAA qualifier Texas, one of three games with at least five caroms. In all, 10 of his 11 starts came in Big 12 action.

Petteaway enjoyed a decorated career at Galveston Ball High School for Coach Jerald Temple, earning all-state recognition on two occasions and was ranked as one of the top-10 prospects in the state, according to TexasHoops.com. He was a two-time District MVP and District Offensive MVP, averaging 27 points, nine rebounds and 3.5 assists per game as a senior helping the Tornados to a 34-4 record, a regional finals appearance and a fourth straight district crown. As a junior, he averaged 19.1 points per game in helping Ball High School to a 21-6 mark to earn District 24-5A Offensive Player-of-the-Year honors. He was recruited by Auburn, Colorado, Clemson, SMU, UTEP and Colorado State before selecting Texas Tech. In addition, he

also ran track and was a regional finalist in the 4x400 relay.

Personal

Terran is the son of Terry and Joetta Petteaway and was born on Oct. 8, 1992, in Galveston, Texas. He is the third brother

in his family to play basketball in college, as his oldest brother Terrell played at Lamar from 1999 to 2004 before playing professionally in England, and Tavori played two seasons in junior college.



CAREER HIGHS

Points	13, vs. DePaul (11/25/11)
Rebounds	10, vs. Texas (2/25/12)
Field Goals	4, two times (last, 11/25/11)
Free Throws	4, vs. DePaul (11/25/11)
3-point FG	2, two times (last, 1/17/12)
Assists	4, at Oklahoma State (1/4/12)
Steals	2, at Oklahoma (1/17/12)
Blocks	1, five times (last, 2/22/12)
Minutes	43, vs. Texas (2/25/12)

MISC. STATISTICS

Category	2011-12	Career*
Double-Figure Scoring	0	1
Double-Figure Rebounding	0	1
Double-Figure Assists	0	0
Double-Doubles	0	0
Led Team in Scoring	0	0
Led Team in Rebounding	0	1
Led Team in Assists	0	2
20+ Point Games	0	0
30+ Point Games	0	0

*includes 2011-12 season at Texas Tech

PETTEWAY'S CAREER STATS

vs. All Opponents

Year	G-GS	MP-Avg.	FG-FGA	Pct.	3FG-3FGA	Pct.	FT-FTA	Pct.	Rebounds							TP-Avg.
									O-D	Tot.-Avg.	F-DQ	A	TO	B	S	
2011-12*	28-11	368-13.1	32-87	.368	12-40	.300	12-26	.462	13-44	57-2.0	45-0	20	35	5	6	88-3.1
TOTAL	28-11	368-13.1	32-87	.368	12-40	.300	12-26	.462	13-44	57-2.0	45-0	20	35	5	6	88-3.1

vs. Conference Opponents

Year	G-GS	MP-Avg.	FG-FGA	Pct.	3FG-3FGA	Pct.	FT-FTA	Pct.	Rebounds							TP-Avg.
									O-D	Tot.-Avg.	F-DQ	A	TO	B	S	
2011-12*	16-10	211-13.2	10-38	.263	4-17	.235	5-14	.357	7-25	32-2.0	23-0	15	15	3	5	29-1.8
TOTAL	16-10	211-13.2	10-38	.263	4-17	.235	5-14	.357	7-25	32-2.0	23-0	15	15	3	5	29-1.8

*-includes year at Texas Tech

WALTER PITCHFORD V #35

SO. | FORWARD | 6-10 | 229 | GRAND RAPIDS, MICH. | EAST LANSING SUMMIT CHRISTIAN ACADEMY/FLORIDA



CAREER HIGHS

Points	2, three times (last, 3/16/12)
Rebounds	1, four times (last, 3/18/12)
Field Goals	1, three times (last, 3/16/12)
Free Throws	None
3-point FG	None
Assists	1, vs. Stetson (11/28/11)
Steals	None
Blocks	1, vs. Georgia (1/10/12)
Minutes	4, vs. Jacksonville (11/25/11)

MISC. STATISTICS

Category	2011-12	Career*
Double-Figure Scoring	0	0
Double-Figure Rebounding	0	0
Double-Figure Assists	0	0
Double-Doubles	0	0
Led Team in Scoring	0	0
Led Team in Rebounding	0	0
Led Team in Assists	0	0
20+ Point Games	0	0
30+ Point Games	0	0

*includes 2011-12 season at Florida

2012-13 (Outlook)

One of two transfers added to the Nebraska roster, Walter Pitchford V will have three seasons of eligibility remaining when he becomes eligible for the 2013-14 season. A native of Grand Rapids, Mich., Pitchford spent the 2011-12 season at Florida before transferring to Nebraska in May. Pitchford made 13 appearances as the Gators won 26 games and reached the Elite Eight in 2012.

Pitchford provides the Huskers with an elite-level athlete in the frontcourt, a position where the Huskers' top two players are seniors this season. He will use his redshirt year to continue to develop his skill set and harness his athleticism as he looks to make a major impact in 2013-14.

Before Nebraska

Pitchford spent the 2011-12 season at Florida, where he appeared in 13 games, helping the Gators finish 26-11 and reach the NCAA Elite Eight. He totaled six points

and four rebounds in 22 minutes of action on the year. He had two points against Virginia in the second round of the NCAA Tournament and grabbed a rebound in three minutes of action in the Gators' third-round win over Norfolk State. Pitchford played a season-high four minutes against Jacksonville in non-conference action and saw time in four SEC contests as a true freshman.

A three-star prospect by Rivals.com and Scout.com, he originally signed a National Letter-of-Intent with DePaul prior to his senior year, but attended postgraduate school at East Lansing (Mich.) Summit Christian Academy in 2010-11, averaging 17.4 points, 9.5 rebounds and 4.5 blocks per game. He also looked at Indiana, Iowa and Arizona State before joining the Gator program. He also attended New Creations (Ind.) Christian School and Oak Hill (Va.) Academy and played on the AAU circuit for the Michigan Mustangs and Team Detroit.

Personal

Pitchford is also the first NU scholarship recruit in basketball from Michigan since Chester Surles, who played with the Huskers during the 1994-95 and 1995-96 seasons. Walter has one older brother, Keith, and one sister, Elizabeth. Walter, who was born on April 24, 1992, in Chicago, is the son of Walter Pitchford IV and Elaine Pitchford.

PITCHFORD'S CAREER STATS

vs. All Opponents

Year	G-GS	MP-Avg.	FG-FGA	Pct.	3FG-3FGA	Pct.	FT-FTA	Pct.	Rebounds		F-DQ	A	TO	B	S	TP-Avg.
									O-D	Tot.-Avg.						
2011-12*	13-0	22- 1.7	3-11	.273	0-3	.000	0-0	.000	1-3	4-0.3	5-0	1	1	1	0	6-0.5
TOTAL	13-0	22- 1.7	3-11	.273	0-3	.000	0-0	.000	1-3	4-0.3	5-0	1	1	1	0	6-0.5

vs. Conference Opponents

Year	G-GS	MP-Avg.	FG-FGA	Pct.	3FG-3FGA	Pct.	FT-FTA	Pct.	Rebounds		F-DQ	A	TO	B	S	TP-Avg.
									O-D	Tot.-Avg.						
2011-12*	13-0	22- 1.7	3-11	.273	0-3	.000	0-0	.000	1-3	4-0.3	5-0	1	1	1	0	6-0.5
TOTAL	13-0	22- 1.7	3-11	.273	0-3	.000	0-0	.000	1-3	4-0.3	5-0	1	1	1	0	6-0.5

*-includes year at Florida

SHAVON SHIELDS

#31

FR. | GUARD | 6-6 | 214 | OLATHE, KAN. | NORTHWEST HS

**2012-13 (Outlook)**

One of two Kansas City metro prospects signed by the Huskers, Shavon Shields (pronounced sha-VON) has the potential to be an impact performer for the Huskers early in his career. The 6-foot-6 wing was a first-team all-state performer at Olathe Northwest (Kan.) High School last season, averaging 21.2 points, 8.5 rebounds and 3.0 assists per contest.


Shields, the son of former Nebraska and Kansas City Chiefs great Will Shields, has impressed the coaching staff with not only his all-around game, but also a high basketball IQ and a poise not seen often from a freshman. Shields is one of the top contenders to start on the wing, a position where the Huskers lost starters Toney McCray and Caleb Walker.

Before Nebraska

Shields came to Nebraska after being one of the top players in the Kansas City area throughout his prep career. Shields, who joined Kentucky signee Willie Cauley as Olathe Northwest's first-ever Division I signees in November of 2011, totaled 1,068 points in his three-year career at the school and finished as the school's all-time leader in points, rebounds, free throws, field goals, steals and rebounds.

As a senior, the 6-foot-6 guard was a consensus first-team Class 6A selection in Kansas after averaging 21.2 points, 8.5 rebounds and 3.0 assists per game for Coach Michael Grove at Olathe Northwest High School. He shot 60 percent from the floor, including 43 percent from 3-point range, in helping the Ravens to a 20-2 record and an appearance in the sub-state finals. Shields helped Olathe Northwest to an unblemished record in league play, earning Sunflower Conference MVP honors. In addition, he earned second-team all-class honors from the Topeka Capital Journal and Wichita Eagle, a first-team all-metro selection by the Kansas City Star and was a finalist for the DiRenna Award finalist, signifying the top player in the Kansas City metro area.

As a junior, he was a second-team all-Class 6A honoree and a first-team All-Sunflower Conference selection, as he averaged 17 points and six rebounds a



game. His efforts helped the Ravens finish 17-5 and fall one game shy of reaching the 2011 state tournament. A three-star selection by Rivals, he was rated as the No. 6 prospect in the state of Kansas by ESPN.com. Shields transferred into Olathe Northwest for his sophomore year, earning Sunflower League Newcomer-of-the-Year accolades. He also starred playing AAU ball for the MoKan Elite and Coach Rodney Perry.

An outstanding student with a 4.0 GPA, Shields was on the honor roll throughout high school and a National Honor Society member.

Personal

Shavon is the son of Will and Senia Shields and was born on June 5, 1994, in Overland Park., Kan. Shavon's father, Will, was one of the greatest linemen in Nebraska and NFL history, as he was a 12-time Pro Bowl selection and was one of 15 finalists in the NFL Hall of Fame Class of 2012. At Nebraska, Shields won the Outland Trophy in 1992 and was inducted into the College Football Hall of Fame in 2012. He has one older sister, Sanayika, who plays basketball at Drury, and a younger brother, Solomon. Shavon

selected Nebraska over Texas Tech, Oregon State, Weber State, Long Beach State and Wyoming.



SERGEJ VUCETIC

#14

FR. | CENTER | 7-1 | 236 | VRBAS, SERBIA | PRVA SPORTSKA KOSARKASKA GIMNAZIJA/AIM (MICH.) PREP

2012-13 (Outlook)

One of the tallest players in school history, freshman Sergej Vucetic (pronounced sir-gay vu-che-tich) will add depth to the Husker front line. After being without their top two centers during most of Big Ten play last season, the addition of Vucetic, who checks in at 7-foot-1, 236 pounds, and the return of senior Andre Almeida will be a boost for the Huskers' hopes. Vucetic originally is from Serbia and graduated from Prva Sportska Kosarkaska Gimnazija before spending the 2011-12 season at AIM Prep in Michigan, where he averaged 19.5 points and 12 rebounds per game.

Vucetic, who arrived on campus for the start of the fall semester, is a skilled big man who can play with his back to the basket or show range that extends beyond the foul line. He also possesses a good understanding of the game and has impressed the coaching staff with his competitiveness on the court. He also continues to make strides as he adds strength to a lanky frame.

Before Nebraska

Vucetic spent the 2011-12 at AIM Prep in Northville, Mich., where he averaged 19.5 points and 12 rebounds per game. He was a member of the CAPS All-Stars AAU team under Chris Sparks and played with an international all-star team at the Northwest Indiana All-Star Classic in April of 2012.

A native of Serbia, he played in the Nike International Junior Tournament in Paris in April of 2012 and has played for the FMP Belgrade program, considered one of the top youth programs in Europe.

Personal

Sergej is the son of Veselin and Marika Vucetic and was born on Dec. 15, 1992, in Vrbas, Serbia. He has one younger brother, Vasilije, and one younger sister Oksana. Sergej is the first 7-footer to play at Nebraska since NBA first-round draft pick Rich King in 1991. Vucetic selected Nebraska over a host of schools, including Providence, SMU, Illinois, Northwestern and Vanderbilt among others.





MAX RITCHIE

#4

FR. | GUARD | 6-4 | 179 | NEBRASKA CITY, NEB. | NEBRASKA CITY HS

2012-13 (Outlook)

Max Ritchie will add depth after walking on to the Husker program. The 6-foot-4 guard has already added 15 pounds since enrolling at Nebraska in June and is a gym rat who works hard every time he takes the court. A four-year starter at Nebraska City High School, he totaled over 1,000 career points in high school and averaged 20 points and six rebounds per game as a senior.

Before Nebraska

Ritchie was a four-year starter for his father, Mark, at Nebraska City High School. He totaled 1,013 career points, 311 career rebounds, 108 assists and 198 steals for the Pioneers during his time at Nebraska City. As a senior, he averaged 20 points,

six rebounds and four assists per game, including a school-record 41-point effort against Conestoga. In that effort, he was 14-of-21 from the floor in shattering a school mark which had been in existence for 35 years.

During his career, he was a three-time Eastern Midlands Conference selection on the hardwood and was chosen to play in the 2012 Southeast Nebraska All-Star game. In addition to playing basketball, Ritchie also played football and was a high jumper for the track team, finishing fifth in the state in Class B in the event in 2012. In the classroom, he was a member of the Nebraska City High School honor roll for four years and was a member of the National Honor Society.

Personal

Max is the son of Mark and Mary Ritchie and was born on Nov. 18, 1993, in Omaha. His older brother, Monte, served as a student manager at Nebraska for four seasons and was named a graduate assistant coach at Peru State College in August 2012. He also has one older sister, Jill. Max has not declared a major at Nebraska.



MIKE PELTZ

#12

JR. | GUARD | 6-2 | 199 | ALLIANCE HS/WESTERN NEBRASKA CC

2012-13 (Outlook)

A late addition to the Husker basketball roster, junior college transfer Mike Peltz joined the team prior to the start of practice in October. A walk-on, Peltz will add depth to the Husker backcourt which looks to replace their top two point guards from a year ago.

Before Nebraska

Peltz was a two-year captain at Western Nebraska Community College in Scottsbluff, Neb., playing for Coach Russ Beck. As a sophomore in 2011-12, Peltz averaged 7.5 points, 6.2 assists, 4.9 rebounds and 1.5 steals per game in helping WNCC to a 26-7 record and the school's first

national ranking since 2005. Peltz ranked fifth nationally in the NJCAA in assists and had a 3.5 assist-to-turnover ratio running an offense which featured five players that averaged double figures. One of five players who are playing Division I basketball this season, he had 10 games with at least eight assists, including a season-best 15 assist effort against Oglala Lakota College when he also had 12 points and 10 rebounds. It was one of three triple-doubles he recorded during his junior college career. Offensively, he reached double figures seven times, including a season-high 20 points against Lake Region State College. As a freshman, he averaged 7.0 points, 2.4 assists and 3.9 rebounds per game in 29 contests. Peltz also excelled in the classroom, carrying a 3.83 GPA and had the highest GPA among male athletes at WNCC.

Peltz played at Alliance High School, where he averaged 23 points, eight rebounds and four assists per game as a senior for Coach Michael Baker to earn district MVP and honorable-mention all-state honors by the Lincoln Journal Star. Peltz was also a Class B all-state selection as a junior, averaging 19 points per game,

as he led Class B in scoring in both his junior and senior campaigns. A three-year starter, Peltz totaled over 1,000 career points in high school. He also played football as a wide receiver, earning all-conference honors before missing most of his senior year because of an injury. He also garnered academic all-state honors in each of his final three years at Alliance High School.

Personal

Mike Peltz is the son of Terry and Yvette Peltz and was born on Feb. 12, 1992, in Alliance, Neb. He has three older brothers, Al, Butch and TJ. Butch was a four-year starting safety at Nebraska-Kearney in football who ranks among the school's career tackle leaders, while TJ also played basketball at Western Nebraska CC for a season and served as an assistant coach at the school. Mike chose to walk-on at Nebraska after receiving scholarship offers from nearly a dozen Division II programs, and chances to walk on at other Division I programs. He is majoring in sociology at Nebraska.

CAREER GAME-BY-GAME TOTALS

#2 DAVID RIVERS

2011-12 Game-by-game (19 games, 0 starts)

Opponent	MP	FG-A	3FG-A	FT-A	R	F	A	B	S	Pts.	
South Dakota	1	0-1	0-1	0-0	0	0	0	0	0	0	
at USC	--- Did not play (coaches decision) ---										
Rhode Island	8	0-1	0-1	0-0	0	1	1	0	0	0	
Oregon	--- Did not play (coaches decision) ---										
South Dakota State	18	3-5	1-2	1-1	5	3	0	0	0	8	
Wake Forest	17	1-3	0-2	1-2	3	2	1	1	1	3	
at Creighton	7	0-0	0-0	0-0	1	1	0	0	0	0	
FGCU	6	0-0	0-0	0-0	0	0	0	0	0	0	
at TCU	13	2-3	1-2	0-0	0	0	1	0	0	5	
Alcorn State	18	0-2	0-2	2-4	1	0	2	1	1	2	
Central Michigan	12	1-2	0-0	0-0	2	1	0	0	0	2	
No. 11 Wisconsin*	3	0-1	0-0	0-0	0	0	0	0	1	0	
No. 16 Michigan State*	5	0-1	0-1	0-0	0	0	0	0	0	0	
at No. 6 Ohio State*	20	0-3	0-2	0-0	1	0	0	0	1	0	
at Illinois*	--- Did not play (coaches decision) ---										
Penn State*	--- Did not play (coaches decision) ---										
at Wisconsin*	--- Did not play (coaches decision) ---										
No. 11 Indiana*	--- Did not play (coaches decision) ---										
No. 6 Ohio State*	7	0-1	0-1	0-0	0	1	0	0	0	0	
at Iowa*	--- Did not play (coaches decision) ---										
at Northwestern*	--- Did not play (coaches decision) ---										
Minnesota*	--- Did not play (coaches decision) ---										
No. 22 Michigan*	2	0-0	0-0	0-0	0	0	0	0	0	0	
at Penn State*	4	0-0	0-0	0-0	1	1	0	0	0	0	
Illinois*	3	0-3	0-2	0-2	1	0	0	0	0	0	
at Purdue*	3	0-1	0-1	0-0	0	0	0	0	0	0	
at No. 6 Michigan State*	8	0-3	0-2	0-1	1	0	0	0	1	0	
Iowa*	--- Did not play (coaches decision) ---										
at Minnesota*	--- Did not play (coaches decision) ---										
vs. Purdue^	3	0-0	0-0	0-0	0	0	0	0	0	0	
Totals	158	7-30	2-19	4-10	16	10	5	2	5	20	

#10 TREVOR MENKE

2011-12 Game-by-game (3 games, 0 starts)

Opponent	MP	FG-A	3FG-A	FT-A	R	F	A	B	S	Pts.
Alcorn State*	4	0-1	0-1	0-0	0	1	0	0	0	0
Central Michigan*	2	0-0	0-0	0-0	0	0	0	0	0	0
vs. Purdue ^	1	0-0	0-0	0-0	0	0	0	0	0	0
Totals	7	0-1	0-1	0-0	0	1	0	0	0	0

#11 JORDAN TYRANCE

2011-12 Game-by-game (2 games, 0 starts)

Opponent	MP	FG-A	3FG-A	FT-A	R	F	A	B	S	Pts.
Illinois*	2	0-0	0-0	1-2	2	1	0	0	0	1
at No. 6 Michigan State*	4	0-0	0-0	0-0	0	0	0	0	0	0
Totals	6	0-0	0-0	1-2	2	1	0	0	0	1

#13 BRANDON UBEL

2009-10 Game-by-game (32 games, 16 starts)

Opponent	MP	FG-A	3FG-A	FT-A	R	F	A	B	S	Pts.	
USC Upstate #	27	4-12	1-2	3-4	2	1	0	2	0	12	
at Saint Louis #	23	1-3	0-0	0-1	4	4	0	0	0	2	
TCU #	15	1-1	0-0	3-3	5	2	0	0	0	5	
UMKC #	17	2-5	0-0	0-0	3	1	1	1	0	4	
at USC #	28	4-6	1-1	1-2	1	2	0	0	0	10	
Texas-Pan American #	17	2-3	1-1	0-0	2	1	0	1	0	5	
at Creighton #	18	1-4	0-1	0-0	0	2	0	0	0	2	
Chicago State #	12	1-1	0-0	4-6	0	0	0	0	1	6	
Oregon State	8	0-2	0-0	0-0	0	0	0	0	0	0	
Jackson State	14	0-1	0-0	1-2	0	4	0	0	1	1	
vs. Tulsa	13	3-5	2-3	0-0	2	2	0	0	0	8	
vs. BYU #	24	3-7	0-1	1-2	5	0	0	0	0	7	
Southern Utah #	21	4-7	1-2	4-4	1	1	0	0	1	13	
Maryland-Eastern Shore #	19	2-4	0-2	3-3	2	1	0	0	0	7	
Southeastern Louisiana	17	2-6	1-1	4-4	2	0	0	0	0	9	
at Texas A&M *	12	1-3	0-0	0-0	3	2	0	0	0	2	
No. 3 Kansas*	--- Did not play (coaches decision) ---										
Iowa State #*	17	2-4	0-0	0-0	2	2	0	0	0	4	
at Missouri *	11	0-0	0-0	0-0	1	1	0	0	0	0	
at Colorado *	8	1-2	0-0	0-0	1	1	0	0	0	2	
Oklahoma #*	10	0-2	0-0	2-2	1	5	0	0	0	2	
No. 10 Kansas State #*	19	1-4	0-0	0-0	1	0	0	0	0	2	
at No. 1 Kansas #*	14	2-4	2-2	0-0	2	3	0	0	0	6	
No. 24 Baylor #*	12	2-3	0-0	0-0	1	1	0	0	1	4	
at No. 14 Texas *	17	0-1	0-0	2-2	3	2	0	0	1	2	
at No. 7 Kansas State *	20	1-1	0-0	2-2	4	2	0	0	0	4	
Missouri *	3	0-0	0-0	0-0	0	0	0	0	0	0	
at Iowa State *	9	0-4	0-0	2-2	2	1	1	0	0	2	
Texas Tech *	20	5-6	2-2	2-4	3	2	0	0	0	14	
Colorado *	16	0-2	0-1	0-0	2	1	0	0	1	0	

at Oklahoma State *	17	0-4	0-1	1-2	3	3	1	1	1	1
vs. Missouri ^	16	0-3	0-1	4-4	3	3	0	0	0	4
vs. No. 23 Texas A&M ^	13	1-2	0-0	0-0	2	1	0	0	0	2
Totals	507	46-112	11-21	39-49	63	51	3	5	7	142

2010-11 Game-by-game (32 games, 13 starts)

Opponent	MP	FG-A	3FG-A	FT-A	R	F	A	B	S	Pts.
South Dakota #	19	4-9	0-0	2-3	4	2	0	0	0	10
Arkansas-Pine Bluff	19	3-3	0-0	2-4	3	3	1	0	0	8
vs. Vanderbilt	16	3-4	0-1	4-4	2	2	0	0	1	10
vs. Davidson #	27	1-3	0-0	5-6	9	3	1	1	2	7
vs. Hofstra #	21	1-3	0-0	0-0	3	1	0	0	0	2
USC #	15	1-2	0-0	0-1	0	4	1	1	0	2
Jackson State #	27	4-6	0-0	2-4	5	0	3	0	0	10
Creighton #	28	1-3	0-2	0-0	2	2	3	2	1	2
Alcorn State #	19	6-7	1-1	1-2	4	0	0	1	0	14
TCU #	18	1-5	0-1	3-4	5	1	0	0	0	5
Eastern Washington #	13	1-3	0-1	1-1	5	3	1	0	0	3
Grambling #	13	2-3	0-0	1-1	2	2	0	1	0	5
North Dakota	19	4-6	1-2	2-3	5	1	0	0	0	11
Savannah State	14	1-2	0-1	2-2	2	3	1	0	0	4
Iowa State*	12	1-4	0-0	4-4	5	1	0	0	0	6
at No. 15 Missouri*	12	0-1	0-1	2-2	1	2	0	0	0	2
at No. 3 Kansas*	19	1-4	0-1	0-0	3	4	0	0	0	2
Colorado*	12	2-3	1-2	1-1	1	0	0	0	0	6
at Texas Tech*	19	1-2	0-1	3-3	5	5	1	0	0	5
No. 13 Texas A&M*	26	0-1	0-1	0-0	4	2	1	0	0	0
at Kansas State*	21	1-3	0-1	1-1	2	4	0	0	0	3
No. 3 Kansas* #	22	2-4	1-2	2-3	5	5	0	0	0	7
at Baylor* #	12	1-2	1-1	4-4	2	3	1	0	1	7
Oklahoma State*	21	2-3	0-1	1-1	2	1	0	0	1	5
at Oklahoma*	24	3-4	0-1	3-4	1	2	1	1	0	9
No. 3 Texas*	25	0-2	0-1	2-2	2	4	0	0	0	2
Kansas State*	21	0-1	0-0	4-4	7	4	0	0	1	4
at Iowa State*	20	1-3	0-0	1-2	1	2	1	0	1	3
No. 22 Missouri*	26	3-5	0-0	5-5	9	0	1	1	0	11
at Colorado*	23	4-9	0-1	1-1	4	0	0	0	0	9
vs. Oklahoma State ^	30	4-5	1-2	2-5	6	2	2	1	1	11
at Wichita State S#	31	4-7	1-3	0-0	6	5	0	0	1	9
Totals	644	63-122	7-28	61-77	117	73	19	9	10	194



Dylan Talley reached double figures 11 times in his first season at Nebraska, including a season-high 18-point effort against Oregon.

2011-12 Game-by-game (30 games, 30 starts)

Opponent	MP	FG-A	3FG-A	FT-A	R	F	A	B	S	Pts.
South Dakota #	29	2-7	0-1	0-0	6	2	0	0	2	4
at USC #	43	1-4	0-1	1-2	7	2	1	0	0	3
Rhode Island #	19	0-1	0-0	0-0	5	4	2	0	0	0
Oregon #	33	5-7	1-1	4-4	4	4	0	0	0	15
South Dakota State #	34	5-7	1-2	1-2	8	1	0	2	0	12
Wake Forest #	27	2-4	0-0	0-0	4	1	5	2	2	4
at Creighton #	26	0-4	0-1	0-0	2	3	2	1	0	0
FGCU #	26	2-5	1-2	5-5	11	2	2	0	1	10
at TCU #	26	2-3	0-1	2-2	8	3	0	0	0	6
Alcorn State #	34	3-6	0-1	7-8	8	1	2	0	0	13
Central Michigan #	30	2-6	1-2	6-8	7	1	0	1	0	11
No. 11 Wisconsin* #	35	3-7	0-1	2-4	9	2	1	0	0	8
No. 16 Michigan State* #	32	4-7	0-2	1-1	1	2	0	0	0	9
at No. 6 Ohio State* #	23	1-6	0-1	0-0	2	3	0	0	1	2
at Illinois* #	25	1-3	0-1	1-2	3	3	3	0	1	3
Penn State* #	17	3-3	0-0	0-0	3	2	1	1	0	6
at Wisconsin* #	24	2-2	0-0	2-2	3	2	0	1	0	6
No. 11 Indiana* #	21	1-4	0-1	0-0	4	2	0	0	0	2
No. 6 Ohio State* #	24	2-3	0-0	4-5	8	2	1	0	0	8
at Iowa* #	19	2-2	0-0	2-2	3	3	1	0	1	6
at Northwestern* #	28	3-6	0-0	0-0	9	4	5	0	0	6
Minnesota* #	31	0-3	0-0	2-2	5	3	0	0	1	2
No. 22 Michigan* #	31	3-5	0-0	0-0	9	2	0	0	0	6
at Penn State* #	27	1-3	0-0	0-0	1	2	1	0	0	2
Illinois* #	26	4-5	0-0	0-0	6	4	3	0	1	8
at Purdue* #	33	3-6	0-0	0-0	6	4	3	0	1	6
at No. 6 Michigan State* #	30	6-9	1-1	0-0	1	3	0	0	0	13
Iowa* #	33	7-7	0-0	3-4	7	2	2	1	0	17
at Minnesota* #	31	2-4	0-0	2-2	6	4	1	0	2	6
vs. Purdue #^	30	2-4	0-1	2-2	4	2	2	0	0	6
Totals	847	74-143	5-20	47-57	160	75	38	9	13	200


#15 RAY GALLEGOS

2009-10 Game-by-game (30 games, 3 starts)

Opponent	MP	FG-A	3FG-A	FT-A	R	F	A	B	S	Pts.	
USC Upstate		---- Did not play (injured) ----									
at Saint Louis		---- Did not play (coaches decision) ----									
TCU	2	1-1	1-1	0-0	0	0	0	0	0	3	
UMKC	24	2-5	0-2	3-4	3	1	0	1	1	7	
at USC	2	0-0	0-0	0-0	0	0	0	0	0	0	
Texas-Pan American	21	4-7	3-4	2-4	0	1	3	0	1	13	
at Creighton	19	4-5	2-3	0-0	3	1	1	0	0	10	
Chicago State	17	0-3	0-3	0-1	3	4	2	0	0	0	
Oregon State	17	2-5	1-2	0-0	3	2	0	0	0	5	
Jackson State #	26	2-8	1-4	0-0	2	2	1	0	1	5	
vs. Tulsa #	17	2-4	0-0	0-0	2	2	1	0	0	4	
vs. BYU #	21	0-2	0-1	0-0	3	1	1	0	0	0	
Southern Utah	21	2-6	0-2	3-3	3	2	2	1	1	7	
Maryland-Eastern Shore	20	0-1	0-0	0-0	3	0	1	1	0	0	
Southeastern Louisiana	15	2-3	1-1	0-0	1	0	1	1	2	5	
at Texas A&M*	6	0-1	0-0	0-1	1	0	0	0	0	0	
No. 3 Kansas*		---- Did not play (coaches decision) ----									
Iowa State*	10	0-2	0-1	0-0	1	1	0	0	1	0	
at Missouri*	17	3-7	2-5	0-0	1	0	0	0	0	8	
at Colorado*	22	1-6	1-3	0-0	1	2	0	0	0	3	
Oklahoma*	4	0-1	0-0	0-0	1	0	1	0	0	0	
No. 10 Kansas State*	6	0-0	0-0	0-0	0	1	0	0	0	0	
at No. 1 Kansas*	10	0-1	0-1	0-0	2	1	0	1	0	0	
No. 24 Baylor*	8	0-2	0-1	0-0	1	0	0	0	0	0	
at No. 14 Texas*	20	2-4	1-3	0-0	2	0	0	0	0	5	
at No. 7 Kansas State*	9	3-5	2-3	0-0	1	3	1	0	0	8	
Missouri*	19	1-3	0-0	0-0	1	0	2	0	0	2	
at Iowa State*	10	1-1	0-0	0-1	0	3	1	0	1	2	
Texas Tech*	2	0-0	0-0	0-2	0	0	0	0	0	0	
Colorado*	18	1-5	0-0	0-0	2	0	1	0	1	2	
at Oklahoma State*	17	1-4	0-3	0-0	1	0	0	0	1	2	
vs. Missouri ^	5	0-1	0-0	0-0	0	0	0	0	0	0	
vs. No. 23 Texas A&M ^	4	0-0	0-0	0-0	0	0	0	0	0	0	
Totals	409	34-93	15-43	8-16	41	27	19	5	10	91	

2010-11 Game-by-game (25 games, 1 start)

Opponent	MP	FG-A	3FG-A	FT-A	R	F	A	B	S	Pts.	
South Dakota #	8	0-3	0-1	0-0	3	0	0	0	0	0	
Arkansas-Pine Bluff	21	2-6	0-4	0-0	0	0	1	0	0	4	
vs. Vanderbilt	3	0-0	0-0	0-0	0	0	0	0	0	0	
vs. Davidson		---- Did not play (coaches decision) ----									
vs. Hofstra	22	3-5	2-3	0-0	1	1	0	1	0	8	
USC	13	0-2	0-2	0-0	0	0	0	2	2	0	
Jackson State	6	0-2	0-2	0-0	0	1	0	0	0	0	
Creighton	12	1-6	0-3	0-0	4	0	0	0	0	2	
Alcorn State	24	1-5	0-4	0-0	2	4	1	0	0	2	
TCU	16	1-3	0-1	0-0	1	2	1	0	1	2	
Eastern Washington	27	3-8	1-3	2-3	3	1	1	0	0	9	
Grambling	22	7-10	1-2	0-0	2	1	2	0	2	15	
North Dakota	18	4-8	0-2	0-0	1	3	0	0	0	8	
Savannah State	18	3-7	0-2	0-0	0	0	1	0	0	6	
Iowa State*	8	1-4	1-3	0-0	2	0	0	0	1	3	



Ray Gallegos has appeared in 55 games during his Husker career.

at No. 15 Missouri*	8	1-5	0-2	0-0	1	3	0	1	0	2	
at No. 3 Kansas*	3	0-1	0-0	0-0	0	0	1	0	0	0	
Colorado*	5	0-1	0-0	0-0	0	0	0	0	0	0	
at Texas Tech*	6	0-2	0-1	0-0	0	1	0	0	1	0	
No. 13 Texas A&M*		---- Did not play (coaches decision) ----									
at Kansas State*	10	1-4	1-3	2-2	1	2	0	0	0	5	
No. 3 Kansas*	20	2-5	0-2	0-2	2	1	0	0	1	4	
at Baylor*		---- Did not play (coaches decision) ----									
Oklahoma State*	3	0-1	0-1	0-0	0	0	0	0	0	0	
at Oklahoma*		---- Did not play (coaches decision) ----									
No. 3 Texas*		---- Did not play (coaches decision) ----									
Kansas State*		---- Did not play (coaches decision) ----									
at Iowa State*	1	0-0	0-0	0-0	0	0	0	0	0	0	
No. 22 Missouri*	1	0-0	0-0	0-0	0	0	0	0	0	0	
at Colorado*	17	0-4	0-1	0-0	2	4	0	0	1	0	
vs. Oklahoma State ^		---- Did not play (coaches decision) ----									
at Wichita State S	2	0-1	0-0	0-0	0	0	0	0	0	0	
Totals	294	30-93	6-42	4-7	25	24	8	4	9	70	

#24-DYLAN TALLEY

2011-12 Game-by-game (25 games, 1 start)

Opponent	MP	FG-A	3FG-A	FT-A	R	F	A	B	S	Pts.	
South Dakota	20	4-7	2-3	0-0	9	3	5	0	0	10	
at USC	21	2-8	1-4	2-2	4	4	2	1	1	7	
Rhode Island	18	6-11	2-5	1-1	5	2	2	1	1	15	
Oregon	31	4-10	4-9	6-6	4	2	4	1	3	18	
South Dakota State	24	3-7	1-3	5-6	3	3	2	0	2	12	
Wake Forest	29	2-7	0-3	0-0	1	1	1	1	0	4	
at Creighton #	20	0-4	0-0	0-0	0	4	1	0	0	0	
FGCU	26	5-11	4-7	0-2	5	2	2	0	0	14	
at TCU	8	1-2	0-1	0-0	1	1	0	0	0	2	
Alcorn State		---- Did not play (injury) ----									
Central Michigan		---- Did not play (injury) ----									
No. 11 Wisconsin*		---- Did not play (injury) ----									
No. 16 Michigan State*		---- Did not play (injury) ----									
at No. 6 Ohio State*		---- Did not play (injury) ----									
at Illinois*	28	1-3	0-0	4-4	1	5	1	1	1	6	
Penn State*	27	3-7	1-4	5-6	5	2	1	0	2	12	
at Wisconsin*	24	4-10	1-5	0-0	1	0	3	0	1	9	
No. 11 Indiana*	28	4-11	1-5	1-2	9	4	3	2	2	10	
No. 6 Ohio State*	25	2-6	1-1	2-2	5	3	0	0	0	7	
at Iowa*	22	3-8	1-3	2-2	5	2	1	0	0	9	
at Northwestern*	27	5-7	3-4	0-0	3	3	1	0	2	13	
Minnesota*	25	2-10	1-9	2-2	1	4	2	0	1	7	

No. 22 Michigan*	25	3-4	3-4	0-0	4	0	0	0	0	9
at Penn State*	26	4-11	3-8	1-4	3	1	2	0	1	12
Illinois*	20	2-6	0-1	2-2	3	0	2	1	1	6
at Purdue*	24	3-5	2-4	1-1	1	3	1	0	0	9
at No. 6 Michigan State*	22	1-4	0-2	0-0	2	0	0	0	3	2
Iowa*	21	1-6	1-4	0-0	3	1	2	1	1	3
at Minnesota*	26	5-10	4-9	2-2	4	3	5	0	2	16
vs. Purdue ^	27	4-8	2-5	0-0	1	0	1	0	2	10
Totals	594	74-183	38-103	36-44	83	53	44	9	26	222

#32 ANDRE ALMEIDA

2010-11 Game-by-game (30 games, 3 starts)

Opponent	MP	FG-A	3FG-A	FT-A	R	F	A	B	S	Pts.
South Dakota	19	9-12	0-0	2-2	7	0	0	1	1	20
Arkansas-Pine Bluff #	19	1-2	0-0	3-4	3	2	4	3	0	5
vs. Vanderbilt #	18	2-4	0-0	0-0	4	3	2	2	0	4
vs. Davidson	12	0-2	0-0	0-1	3	1	0	2	0	0
vs. Hofstra	17	2-2	0-0	1-2	6	2	0	1	0	5
USC	13	2-3	0-0	0-0	2	1	1	0	0	4
Jackson State	16	1-1	0-0	0-0	0	2	1	1	0	2
Creighton	12	1-2	0-0	0-0	0	3	0	0	0	2
Alcorn State	22	4-6	0-0	3-6	6	2	0	1	2	11
TCU	11	2-3	0-0	0-0	2	3	1	0	0	4
Eastern Washington	18	3-4	0-0	0-1	4	3	1	2	2	6
Grambling	19	3-5	0-0	3-3	7	2	1	3	0	9
North Dakota	18	3-4	0-0	4-5	4	2	1	4	1	10
Savannah State	17	4-4	0-0	0-0	2	2	1	5	0	8
Iowa State*	12	2-3	0-0	0-0	3	3	0	0	0	4
at No. 15 Missouri*	11	2-5	0-0	0-0	4	3	0	0	0	4
at No. 3 Kansas*	21	5-7	0-0	0-0	7	2	3	2	0	10
Colorado*	12	3-5	0-0	0-0	2	0	0	0	0	6
at Texas Tech*	21	3-6	0-0	1-4	1	3	2	0	0	7

No. 13 Texas A&M*	9	1-3	0-0	0-0	1	0	0	0	0	2
at Kansas State*		---- Did not play (injured) ----								
No. 3 Kansas #*	12	0-4	0-0	0-0	4	3	0	1	0	0
at Baylor*	16	0-1	0-0	2-2	5	4	1	1	1	2
Oklahoma State*	11	1-3	0-0	0-1	5	4	2	1	0	2
at Oklahoma*	4	1-2	0-0	0-0	0	3	1	0	0	2
No. 3 Texas*	15	5-5	0-0	0-0	5	4	1	2	0	10
Kansas State*	15	1-5	0-0	2-4	2	3	0	0	0	4
at Iowa State*	8	2-4	0-0	0-0	1	2	1	0	0	4
No. 22 Missouri*	15	1-3	0-0	0-2	3	1	2	3	0	2
at Colorado*	16	2-3	0-0	1-4	1	1	0	2	0	5
vs. Oklahoma State^	18	1-7	0-0	1-2	6	3	0	2	0	3
at Wichita State\$		---- Did not play (injured) ----								
Totals	447	67-120	0-0	23-43	100	67	26	39	7	157

#44 KYE KURKOWSKI

2011-12 Game-by-game (2 games, 0 starts)

Opponent	MP	FG-A	3FG-A	FT-A	R	F	A	B	S	Pts.
Illinois *	2	0-0	0-0	0-0	0	0	0	0	0	0
vs. Purdue ^	1	0-0	0-0	0-0	0	0	0	0	0	0
Totals	3	0-0	0-0	0-0	0	0	0	0	0	0

2012-13 NEBRASKA BASKETBALL STUDENT STAFF



Colin Higgins
Manager



Jordan Hitchcock
Manager



Matt Hrdlicka
Manager



Alex Kindopp
Manager



Matt Poppen
Manager



Brad Shaw
Manager



Erik Spencer
Student Trainer



Skyler Sullivan
Manager

COACHES



TIM MILES



TIM MILES

HEAD COACH | FIRST YEAR | UNIVERSITY OF MARY, 1989 | CAREER RECORD: 283-220 (17 SEASONS)

“I promise you this. You give us a chance, Husker fans you give us a chance and we’re going to come through for you. We’ve exceeded expectations everywhere we’ve been, and I intend to continue to do the same.”

- Tim Miles at his introductory press conference on March 24, 2012

TIM MILES FILE

Information

Date of Birth: Aug. 20, 1966
 Hometown: Doland, S.D.
 High School: Doland (1985)

Family

Wife: Kari
 Daughter: Ava (12)
 Son: Gabriel (8)

Education

University of Mary, 1989
 B.S. in physical education
 Northern State University, 1990
 M.A. in health and physical science

Coaching Experience

Nebraska, First season
 2012-present (head coach)
 Colorado State, Five seasons
 2007-12 (head coach)
 North Dakota State, Six seasons
 2001-07 (head coach)
 Southwest Minnesota State, Four seasons
 1997-2001 (head coach)
 Mayville State, Two seasons
 1995-97 (head coach)
 Northern State, Six seasons
 1989-1995 (assistant coach)

Awards and Honors

- ◆ District VIII Coach of the Year, USBWA, 2012
- ◆ Mountain West Coach of the Year, CollegenInsider.com, 2010
- ◆ University of Mary Hall of Fame Inductee, 2007
- ◆ Division I Independent Coach of the Year, CBS Sportsline, 2005-06
- ◆ Finalist for the Hugh Durham Mid-Major Coach of the Year Award, 2005-06
- ◆ North Central Region Coach of the Year, 2000-01
- ◆ Northern Sun Conference Coach of the Year, 2000-01
- ◆ National Coach of the Month, (Division II Bulletin), Dec. 2000
- ◆ NDCAC Coach of the Year, 1996

Exceeding expectations. That’s what Tim Miles has done throughout his collegiate coaching career.

A proven program builder who has enjoyed success at the Division I, Division II and NAIA levels, Tim Miles was named the 27th basketball coach at the University of Nebraska on March 24, 2012.

“Tim Miles is an ideal fit to lead our men’s basketball program,” Nebraska Athletic Director Tom Osborne said when announcing the hiring. “He has built successful programs at four schools at different levels of college basketball. Tim is


from this part of the country, has recruited the Midwest and will relate well to our players, prospective recruits and our fans.”

For Miles, who hails from Doland, S.D., the opportunity to coach in the Big Ten and the new facilities for Nebraska basketball, including the Hendricks Training Complex and the Pinnacle Bank Arena which opens in the fall of 2013, puts the Husker basketball program in position for success.

“Now is the best time in history to be the men’s basketball coach at Nebraska.” Miles said. “We’re in the premier basketball league in the country, and we want to build

on that. We want to make the Big Ten even better than it is right now and that is our job right now.”

Miles spent the previous five seasons building the Colorado State program into a contender in the Mountain West Conference. He increased his victory total in each of his five years at CSU, culminating in a 20-12 record and the school’s first NCAA appearance in nine seasons during his final year in Fort Collins. After winning 16 games in his first two years at CSU, his teams went 55-41 over the last three years, reaching postseason play in each campaign.



The 2011-12 Rams posted the school's first 20-win season since the 1997-98 campaign while playing a schedule that was rated as the fourth-toughest in the country. Colorado State set a school record with three wins over ranked teams and placed three players on the All-Mountain West teams, and Miles was named the District VIII Coach of the Year by the U.S. Basketball Writers Association for his efforts. The Rams' 20-win season was only the seventh in the program's 108 seasons of competition despite playing a school-record eight ranked foes.

The Rams, one of four Mountain West teams to receive bids in the 2012 NCAA Tournament, averaged 70.1 points per game on the season and topped the Mountain West Conference in field-goal percentage (47.1), 3-point percentage (40.0) and free throw percentage (76.8) and was one of two programs in the country to rank in the top 10 in both free throw percentage and 3-point percentage.

Three of his players earned All-Mountain West honors, marking the program's most honorees in its half century affiliation with the WAC or Mountain West conferences. Wes Eikmeier earned first-team Mountain West honors after averaging 15.5 points per game, while Dorian Green and Pierce Hornung were both third-team honorees. Hornung also was named to the league's all-defensive team in 2011-12.

In 2010-11, Miles guided the program to a 19-13 record, a fourth-place finish in the Mountain West, and a berth in the NIT, reaching milestones at every step along the

way. The 2010-11 campaign marked the Rams' first winning season in seven years, and the squad became the 10th in program history to record 19 or more victories in a single season.

The Rams' nine conference victories were the most for CSU since the formation of the Mountain West in 1999-2000, and CSU's fourth-place finish was the best since a fourth-place finish in the inaugural MW season. Miles and the Rams' received votes in the top-25 national polls for the first time since 2005-06, and he became just the third coach in the program's 100-year plus history to take the Rams to back-to-back postseason appearances.

Senior Andy Ogide became only the second Ram to earn first-team Mountain West honors as he averaged 17.2 points and 7.7 rebounds per game in 2010-11. He was also a first-team all-district honoree from the NABC.

Miles' third Colorado State team continued to make improvements, as the 2009-10 Rams won 16 games and reached postseason play for the first time since 2003 with a berth in the 2010 College Basketball Invitational (CBI). For his efforts, Miles was selected as the Mountain West Coach of the Year by *CollegelInsider.com* in 2010.

During his first two years, Miles began to build the Colorado State program despite battling numerous injuries. In 2007-08, he led a roster that featured just one returning starter to early season success, including a tournament championship at the Top of the World Classic in Fairbanks, Alaska. And,



Tim Miles led Colorado State to a 20-12 record and the school's first NCAA appearance in nine years in 2011-12. The Rams' 20 wins came against the fourth-toughest schedule in the country according to the NCAA.

MILES' YEAR BY YEAR

Years	Team	Record	Pct.	Postseason/Notes
1995-96	Mayville State	17-11	.607	NAIA-II
1996-97	Mayville State	18-11	.621	NAIA-II
Two seasons		35-22	.614	
1997-98	SW Minnesota State	16-11	.593	--
1998-99	SW Minnesota State	16-11	.593	--
1999-00	SW Minnesota State	18-10	.643	--
2000-01	SW Minnesota State	28-7	.800	Div. II Elite 8
Four seasons		78-39	.667	
2001-02	North Dakota State	11-15	.423	--
2002-03	North Dakota State	20-11	.645	--
2003-04	North Dakota State	16-13	.552	--
2004-05	North Dakota State	16-12	.571	--
2005-06	North Dakota State	16-12	.571	First Year in Division I
2006-07	North Dakota State	20-8	.714	--
Six seasons		99-71	.582	
2007-08	Colorado State	7-25	.219	--
2008-09	Colorado State	9-22	.290	--
2009-10	Colorado State	16-16	.500	CBI 1st Round
2010-11	Colorado State	19-13	.594	NIT 1st Round
2011-12	Colorado State	20-12	.625	NCAA 2nd Round
Five seasons		71-88	.447	
Career	17 seasons	283-220	.563	



Tim Miles has been active in the community during his first six months at Nebraska. Whether it is speaking to student groups, making national and local media appearances, hosting a golf tournament for former players or talking with community groups about Nebraska basketball. Coach Miles is also active on twitter, where he is one of the most followed coaches in college basketball and provides fans a unique look into the Husker program. For more, visit [Twitter.com/CoachMiles](https://twitter.com/CoachMiles).

after battling through a tough conference slate, the Rams ended the season on a high note with a victory over rival Wyoming in the opening round of the Mountain West tournament.

His second season in Fort Collins proved to be just as fruitful as the Rams continued to make strides. Miles led the Rams to early season victories over Montana and Northern Colorado, both of which had beaten the Rams the previous year, and lost a one-point game against Minnesota. In addition, the Rams boosted their win column with four conference wins against UNLV, Air Force (twice) and TCU.

While establishing a tradition of winning in college basketball, Miles' philosophy extends far beyond the basketball court. He and his staff are committed to academics and the success of their student-athletes in the classroom.

At Colorado State, he donated back to the school and the community by capping the J.J. Williams scholarship endowment in 2011 and establishing the Ram Basketball Legacy scholarship endowment, while making a contribution to School is Cool, a CSU driven program to support Poudre School District.

With 17 years of experience as a head coach at four institutions, he has compiled a career record of 283-220 that includes three conference championships and six postseason tournament appearances.

Before taking over the Colorado State program, Miles spent six seasons at North Dakota State, guiding the Bison through the transition to the Division I ranks. He won at least 16 games in each of his final five seasons at the school, including the program's first three years at the Division I level. Miles' tenure at NDSU was highlighted by a pair of road wins over top-15 squads in his final two seasons.

In 2005-06, the Bison, who started three redshirt freshmen, snapped Wisconsin's 27-game win streak against non-conference foes with a 62-55 win over the 13th ranked Badgers, marking one of only six non-conference losses in Bo Ryan's 11 seasons at Wisconsin.

In his final season at NDSU, Miles guided the Bison team that had one senior on the roster to a 20-8 record, including a 64-60 win at eighth-ranked Marquette in the championship game of the 2006 Blue and Gold Classic. North Dakota State was one of only two independent programs with a winning record in 2006-07.

Miles showed his ability to turn around programs during his tenure at Southwest Minnesota State University. He took a program that had only one winning season in the previous decade and went 78-39 in his four seasons at the school, recorded the first 20-win season in school history, and led Southwest Minnesota State to its first back-to-back winning seasons in more than two decades.

In his final year at the school, the Mustangs won a school record 28 games – the first 20-win season in program history – captured the 2001 Northern Sun Intercollegiate Conference championship and reached the Division II Elite Eight. For his efforts, Miles was named the National Coach of the Month by the Division II Bulletin in December 2000 and was the NSIC and North Central Region Coach of the Year following the 2000-01 campaign.

Miles began his head coaching career at Mayville (N.D.) State University, guiding the program to a 35-22 record from 1995 to 1997 and a pair of conference titles.

He began his coaching career as an assistant coach at Northern State for six seasons from 1989-90 through 1994-95 and helped the Wolves to five NAIA playoff appearances and five regional titles. He was the recruiting coordinator for NSU and was responsible for bringing in and coaching five All-Americans at that school.

A native of Doland, S.D., he graduated from the University of Mary in Bismarck, N.D., in 1989 and earned a master's degree in health and physical education from Northern State in Aberdeen, S.D., in 1990. He was inducted into the University of Mary Athletic Hall of Fame in 2007.

Miles, and his wife, Kari, have one daughter, Ava, and one son, Gabriel.



CHRIS HARRIMAN

ASSISTANT COACH | FIRST YEAR | AUGUSTA STATE, 2003



THE HARRIMAN FILE

Education

Augusta State, 2003
B.A. in Criminal Justice

Coaching Experience

Nebraska, First season
2012-present (assistant coach)
Saint Louis, Four seasons
2008-12 (assistant coach)
Nova Southeastern, Four seasons
2004-08 (assistant coach)

Family

Wife: Cheryl
Son: Avery (5)
Daughter: Kacee (4)

Chris Harriman is in his first season at Nebraska, joining the Husker basketball program as an assistant coach in May of 2012. Harriman works with both the frontcourt and backcourt players.

Harriman has spent the past four seasons as an assistant coach at Saint Louis University working under the tutelage of Rick Majerus. During his tenure, the Billikens posted a pair of 20-win seasons, including a 26-8 mark in 2011-12 that culminated in a third-round appearance in the NCAA Tournament.

"Chris is a great fit for our staff," Miles said. "He gives us an excellent coach and a proven recruiter, and his experiences from his playing days in college and in Australia and coaching experience enhance the staff we have put together here at Nebraska. He's been well groomed working for the legendary Rick Majerus at Saint Louis University. So you know he understands player development and game planning as well as anybody in the business."

Last year, the Billikens won 26 games, finishing second in the Atlantic-10 Conference with a 12-4 mark and earning the program's first NCAA Tournament bid since 2000. SLU ranked in the top 25 nationally in four categories, including scoring defense (57.6, eighth), scoring margin (11.1, 14th), turnover margin (+3.5, 16th) and turnovers per game (11.2, 25th)

and received the program's first national ranking since 1994. SLU downed Memphis, 61-54, for the program's first NCAA win since 1995 before falling to No. 1 seed Michigan State, 65-61 in the third round.

The longest-tenured member of Majerus' SLU staff, Harriman filled in as head coach for a game last March when Majerus was hospitalized and guided the Billikens to a 75-60 win at Duquesne, a victory that clinched second place in the Atlantic-10.

A native of Sydney, Australia, his recruiting ties helped SLU land highly-regarded players, including top Australian players Cody Ellis and Christian Salecich, and New Zealand's Rob Loe. In fact, Harriman played a lead role in recruiting four of SLU's top seven scorers in 2011-12.

Prior to SLU, Harriman served for four years as an assistant coach at Nova Southeastern University in Fort Lauderdale-Davie, Fla. He worked under head coach Gary Tuell, his college coach at Augusta State, in August 2004. Harriman was instrumental in recruiting student-athletes to NSU and established a strong coaching reputation in Australia.

Joining a rebuilding NSU program, Harriman helped the Sharks post 48 victories during his tenure. A 17-win season in 2005-06 was the biggest turnaround in 15 years in Division II basketball. In 2007-

08, he helped Tim Coenraad earn first-team NABC All-South Region honors before joining the SLU staff in July of 2008.

As a player, Harriman had a short stint in his homeland Australia's National Basketball League in 1997-98 with a traditional league power, the Sydney Kings. He moved to the United States and attended Augusta State (Ga.) University.

Harriman tallied 627 points and 375 assists in his playing career at ASU and was named league Player of the Week in January 2003. As a senior, he led the Peach Belt Conference in steals. Harriman led ASU to two NCAA Division II Tournaments and one PBC North Division title, and he was a part of 78 victories.

After graduating from Augusta State in 2003, Harriman played the 2003-04 season with the Hunter Valley Pirates in the NBL and was runner-up for Rookie of the Year honors. After his professional playing career, Harriman joined the coaching staff at Nova Southeastern.

A native of Sydney, Australia, Harriman and his wife, Cheryl, have a son, Avery, and a daughter, Kacee.



THE JOHNSON FILE

Education

Minnesota, 1995

B.A in sociology

Coaching Experience

Nebraska, First season

2012-present (assistant coach)

Northern Iowa, Four seasons

2008-12 (assistant coach)

Texas Pan American, Two seasons

2006-08 (assistant coach)

Dayton, One season

2005-06 (graduate assistant)

BEN JOHNSON

ASSISTANT COACH | FIRST YEAR | MINNESOTA, 2005

Former Big Ten standout Ben Johnson is in his first year on the Husker basketball coaching staff, as he was named to the position in April of 2012. Johnson comes to NU after spending the last four seasons at Northern Iowa, where he served as the Panthers' recruiting coordinator in 2011-12. Johnson works with the Husker perimeter players.

"I think Ben is a rising star in this business," Nebraska Coach Tim Miles said when announcing Johnson's hiring. "He's well-organized, hard-working and great with the players. He can do it all, whether it is game planning or working guys out. I thought it was important to have a guy who's been in the Big Ten and understands the environments and understands how to win. I think that's a huge relationship builder with the players, and Ben will provide that and then some for our program."

During his tenure at Northern Iowa, the Panthers went a combined 93-77, winning at least 20 games in all four years. The four straight 20-win seasons is the longest

stretch in program history, and the Panthers reached postseason play in all four years, including the NCAA Sweet 16 in 2009-10. That year, the Panthers won a school-record 30 games and upset top-seeded Kansas in the second round of the NAAs.

During his tenure at UNI, the Panthers had three first-team All-MVC selections, including 2010 Missouri Valley Conference MVP Adam Koch in 2010. Four players were named to the MVC All-Freshmen or All-Newcomer teams, including a pair in 2011-12.

Johnson had previously served two seasons as an assistant coach at the University of Texas-Pan American. He was heavily involved in recruiting, worked with the Broncs perimeter players and coordinated UTPA's summer camps. He began his coaching career as a graduate assistant at the University of Dayton during the 2005-06 season.

During his collegiate career, Johnson was a four-year starting guard in college at a pair of Big Ten schools. He played

his first two years at Northwestern University, and his junior and senior seasons at the University of Minnesota. He scored 1,202 points during his college career and helped lead Minnesota to the National Invitation Tournament semifinals in 2003. He was also named team captain three of his years in school.

He enjoyed a standout prep career, helping lead DeLaSalle (Minn.) High School to a pair of state championships. He was a two-time first-team all-state selection in both football and basketball, and his senior year was named a Street & Smith All-American, as well as an honorable mention Nike All-American. He was listed as the 60th-best basketball player in the country by Bob Gibbons in Johnson's senior season, as he totaled more than 2,200 points during his high school career. Johnson also was listed on Tom Lemming's High School Football All-American list as a top-20 national recruit and was a two-time all-state performer on the gridiron.

A native of Minneapolis, Minn., the 31-year old Johnson received his bachelor's degree in sociology from Minnesota in 2005.





CRAIG SMITH

ASSISTANT COACH | FIRST YEAR | NORTH DAKOTA, 1996



THE SMITH FILE

Education

North Dakota, 1996

B.A. in secondary education

Coaching Experience

Nebraska, First season

2012-present (assistant coach)

Colorado State, Five seasons

2012 (interim head coach)

2008-12 (assistant coach)

2007-08 (director of operations)

Mayville State, Four seasons

2004-07 (head coach)

1996-97 (assistant coach)

North Dakota State, Three seasons

2001-04 (assistant coach)

Minot State, Three seasons

1998-01 (assistant coach)

Northern State, One season

1997-98 (graduate assistant)

Family

Wife: Darcy

Sons: Landon (11), Brady (9) and Carson (7)

Daughter: Lauren (3)

The right-hand man for Tim Miles throughout his coaching career, Craig Smith is in his first season on the Nebraska basketball coaching staff. He will coach the Husker frontcourt players.

Smith, a former NAIA National Coach of the Year, comes to Nebraska after spending the last five seasons with Miles at Colorado State. Smith most recently served as the interim head coach at CSU after Miles was named head coach at Nebraska on March 24, and guided the Rams program until Larry Eustachy was hired on April 13.

"Craig is an outstanding coach," Miles said. "I've hired him four times, and there's a reason for that. I believe in the way he conducts himself. He's an excellent recruiter and, schematically, he's really a good tactician when it comes to basketball. Craig will be vital to help build our program at Nebraska. He knows how I work, what I expect and how to get the job done."

Nebraska is the fourth school that Smith has worked at with Miles (Mayville State, North Dakota State and Colorado State) and Smith spent the last five seasons at Colorado State, including the last four as an assistant coach on the Rams' staff.

At CSU, Smith shared scouting and recruiting responsibilities and coached the Rams' frontcourt players. He was also the program's director of player development, as the Rams won 20 games in 2011-12 and reached the NCAA Tournament for the first time since 2003. Pierce Hornung earned All-Mountain West honors and was named to the league's all-defensive

team in 2011-12, as he was one of three players to earn all-conference recognition. The previous season, the development of Andy Ogide helped CSU to its first winning season in seven years, as the first-team all-conference and all-region performer averaged 17.2 points and 7.7 rebounds per game in 2010-11. Ogide was also a first-team all-district honoree from the NABC.

Prior to Smith's arrival at Colorado State, he spent three seasons as head men's basketball coach at Mayville State University, where he compiled a record of 72-29 while advancing to three straight NAIA II national tournaments, including a trip to the NAIA II national championship game in 2007.

He took over a program that went 1-25 the previous season, and in his first year guided the program to a berth in the NAIA II national tournament, a 16-game improvement. Smith followed that up in 2005-06 with a 28-6 mark, setting a record for most wins in school history while winning MSU's first-ever Dakota Athletic Conference regular-season and tournament championships. MSU advanced all the way to the national quarterfinals before losing to the eventual national champions. In 2006-07 MSU finished with a 27-9 record under Smith's leadership, winning MSU's second consecutive DAC regular-season and tournament championships and earning a spot in the NAIA II national championship game.

Smith was named the NAIA II National Coach of the Year in 2007. He was also

named Dakota Athletic Conference Coach of the Year in 2006 and 2007. Smith's MSU teams were characterized by their hard work and first-class attitude on and off the court. Mayville State's 2006-07 team was honored and recognized nationally with the Dr. James Naismith-Emil Liston Sportsmanship Award.

A native of Stephen, Minn., Smith began his collegiate coaching career at Mayville State University during the 1996-97 season. An assistant to then-Mayville State Head Coach Tim Miles, MSU went 18-11, won the regular season NDCAC title and the conference postseason tournament before advancing to the NAIA II national tournament.

Smith then worked as a graduate assistant at Northern State University during the 1997-98 season, followed by time at Minot State University as an assistant coach for three years, and then as an assistant coach and director of basketball operations under Miles at North Dakota State University before returning to Mayville State as the program's head coach in 2004.

Smith is a 1996 graduate of the University of North Dakota with a bachelor's degree in secondary education. He earned his master's degree from Northern State in teaching and learning. Smith and his wife, Darcy, have three boys (Landon, Brady and Carson) and a daughter (Lauren).



JAYDEN OLSON

DIRECTOR OF BASKETBALL OPERATIONS

The first staff member hired by Tim Miles at Nebraska, Jayden Olson is in his first year as the Huskers' Director of Basketball Operations. In his role, Olson serves as the primary day-to-day administrator within the basketball office, where he handles the program's budget, team travel, clinics, camps and daily office operations, as well as serves as the liaison with Academics, Life Skills, HuskerVision and Media Relations departments. He is heavily involved with team scheduling and the Huskers' community involvement and Life Skills programs.

Olson was with Miles the past two seasons at Colorado State, serving as the Rams' director of basketball operations during the 2011-12 campaign.

In his role at Colorado State, Olson served as the primary day-to-day administrator for the Rams, coordinating budgeting, scheduling, team travel and overseeing academics. In 2011-12, he played a major role in the Rams winning 20 games for the first time since 1997-98 and reaching the NCAA Tournament for the first time in nine seasons. He began his association with Colorado State as the program's video coordinator in 2010-11, where he handled tape exchanges, breaking down video, recording practices and games and coordinating the team's video library.

Olson spent three seasons as the top assistant coach at Augustana College from 2007-2010, helping the Vikings to a 67-26 record during his time in Sioux Falls, S.D. The team qualified for three NCAA Division II regional tournaments while Olson was a part of the program. Olson also helped recruit back-to-back Northern Sun Intercollegiate Conference Freshman of the Year award winners in 2009 and 2010.

Prior to his arrival at Augustana, Olson spent two seasons (2005-07) as a graduate assistant coach at the University of North Dakota, where he earned his master's degree in kinesiology.

A 2003 graduate of Dickinson State, Olson received his bachelor's degrees in physical education and business education. At Dickinson State, Olson was captain of the basketball team and was a two-time academic All-America selection. His 2000-01 team set a school record for 28 wins. He was also a member of the Blue Hawks' golf team. Prior to Dickinson State, Olson played two years at Williston State College, a Division I junior college in Williston, N.D. He was a team captain at the school, as it set a school record for wins during the 1998-99 season and advanced to the NJCAA National Championship in Hutchinson, Kan.



GREGORY EATON

VIDEO COORDINATOR

Gregory Eaton is in his first season as Nebraska's video coordinator, as he was named to the Husker staff in April of 2012. Eaton oversees all aspects of the video operations, including video exchange, taping workouts and games, breaking down video and organizing the video library. He also oversees the program's student managers and serves as assistant camp director for the Tim Miles' Basketball Camp and Clinics in the summer.


Eaton comes to Nebraska from Colorado State, where he served as the video coordinator on Tim Miles' staff at CSU during the 2011-12 season. He handled tape exchanges, breaking down video, recording practices and games and coordinating the team's video library, playing a significant role in the Rams reaching the NCAA Tournament for the first time since 2003.

Prior to working at Colorado State, he served as a graduate assistant and the assistant video coordinator for the University of Arkansas men's basketball program during the 2010-11 season.

A native of Rehoboth, Mass., Eaton worked as an assistant video coordinator and student manager for the University of Louisville men's basketball program from 2006 to 2010, while earning his bachelor's degree in sport administration from the university. While at Louisville, the Cardinals captured a Big East Championship, the No. 1 overall seed in the NCAA tournament in 2009 and reached two Elite Eights (2008 and 2009).

In addition to his work as an undergrad with the Cardinals, Eaton served as an intern with the Pawtucket Red Sox in 2008 and 2009. He was also a camp counselor at Northern Kentucky University in 2006, 2007, 2010 and 2011, working with the Norse's men's and women's basketball programs.

Eaton is engaged to Kiley Abdouch with a wedding set for the spring of 2013.



TIM WILSON

STRENGTH COACH

Tim Wilson is in his second year as Nebraska's strength and conditioning coach for men's basketball. He came to Nebraska after spending three seasons at the University of Oregon, serving as the strength and conditioning coach for the Ducks men's basketball program.

Wilson, a Falls City, Neb., native, spent three seasons at Oregon, helping the Ducks to 21 wins and the CBI Championship in 2011. The Ducks closed the season with wins in seven of their last nine games.

Prior to joining the Oregon staff, Wilson spent 11 seasons in the NBA working with the Milwaukee Bucks, where he developed and implemented the strength and conditioning programs on a year-round basis. The Bucks made the playoffs six times in his tenure in Milwaukee, including the Eastern Conference Finals in 2000-01. With the Bucks, he worked with NBA All-Stars Ray Allen, Michael Redd, Glenn Robinson and Sam Cassell, as well as former Husker Erick Strickland.

As strength and conditioning coach at the University of Pittsburgh from 1991 to 1996, Wilson dealt exclusively with the football program. Wilson served under legendary college football coach Johnny Majors and helped several student-athletes on their way to successful professional careers.

Wilson had two tours of duty as strength coach at the University of Nevada-Las Vegas, named the first-ever strength coach for UNLV Athletics in 1981. At UNLV, he served under Jerry Tarkanian and the UNLV men's basketball program.

Wilson, who trained student-athletes from all sports while with the Runnin' Rebels, was a part of the 1989-90 National Championship men's basketball program featuring the likes of Larry Johnson, Stacey Augmon and Greg Anthony. He also helped prepare Randall Cunningham and Ickey Woods for futures in the NFL.

Wilson also spent four years with the Chicago White Sox (1986-89). He trained MLB Hall of Famer Carlton Fisk and current White Sox manager Ozzie Guillen during his time in the Windy City.

Wilson began his career as a graduate assistant at Nebraska after graduating from the school in 1981 with a degree in exercise science.

Wilson has received certifications from both the NSCA (National Strength and Conditioning Association) and the NASM (National Academy of Sports Medicine). He has a PES and CES certification from the NASM.

Wilson and his wife Teri have one son, Tyler.



DENNIS LEBLANC

SENIOR ASSOCIATE A.D./ACADEMICS

Dennis Leblanc was named Nebraska's Senior Associate Athletic Director for Academics in 2007, after being promoted from associate athletic director for academic programs and student services. He was named an associate athletic director in 1998 and has directed the academic program since 1993. Leblanc has been with the academic support program for student-athletes since 1987, and works directly with the Husker men's basketball program.

Under Leblanc, Nebraska has become the national leader in CoSIDA Academic All-Americans for football and all sports, NCAA Today's Top Eight Award honorees and recipients of the National Football Foundation and Hall of Fame Postgraduate Scholarship.

Over the past decade, Nebraska's academic support program for student-athletes has received outstanding reviews from the NCAA Certification Review Team and the Nebraska Faculty Intercollegiate Athletic Committee.

Leblanc is an active member of the National Association of Academic Advisors for Athletes (N4A). In 2002, he received the prestigious Lan Hewlett Award presented by the N4A to an athletic administrator in recognition of distinguished performance in providing personal, academic and professional guidance to student-athletes.

Leblanc was presented the Chancellor's Award for Exemplary Service to Students at the 2004 University of Nebraska Honors Convocation, which recognizes individuals who go beyond the performance of their assigned work, devoting extra time and effort in serving the needs of students. In May of 2007, Leblanc received the Hero Mentor Award through the American Red Cross, which annually recognizes a person for outstanding leadership and mentoring.

Leblanc earned his undergraduate degree from Bethany College, and a master's degree from Wichita State. He is and his wife, Coreen, have four children, including daughters Olivia and twins Madeleine and Mackenzie, and a son, Christian.



SHAMUS MCKNIGHT

ASSOCIATE MEDIA RELATIONS DIRECTOR

Shamus McKnight joined the Nebraska Athletic Department in 1997 and currently serves as associate media relations director after being promoted to that position in August of 2009. McKnight joined the full-time athletic department staff in 1999, and handles all publicity for the Husker men's basketball team while serving as the No. 2 contact for the football program.

McKnight has served as the media relations director for three NCAA championships events Nebraska has hosted and has worked two national championship bowl games in football. In addition, he has served on the College World Series Media Coordination team for the past six years.

A native of North Ridgeville, Ohio, he is a 1996 graduate of Baldwin-Wallace College.



KIM WHITEMORE

MEN'S BASKETBALL SECRETARY

Kim Whitmore joined the Nebraska Athletic Department in December of 2006 as the men's basketball office administrative assistant. In her role, she provides administrative support to all the members of the Husker coaching staff while assisting with the coordination of the Tim Miles Basketball Camps and Clinics and coordinating day-to-day office operations.

Whitmore returned to Lincoln in 2006 after spending the previous six years in Kansas City, Mo., where she served as an administrative assistant at FirstGuard Health Plan. She supported two company vice-presidents and a department of six employees. Before moving to Kansas City, she worked in the front office for Lincoln orthodontist Brett Cascini.

Kim was married to Erich Whitmore in July of 2010 and resides in Fremont. Originally from Seward, Neb., Whitmore graduated from Nebraska Wesleyan in 1997 with a bachelor's degree in psychology.



PAT NORRIS

DEVANEY CENTER EQUIPMENT MANAGER, E.M.C.

Pat Norris is in his ninth season as the equipment manager for the Bob Devaney Sports Center. A member of the American Equipment Managers Association, Norris is responsible for overseeing the day-to-day operations for equipment checkout and upkeep for seven Husker athletic squads, including the men's basketball team. He worked in a similar position as a student from 1997 to 1999.

Norris married the former Elizabeth Fonfara in September of 2007, and the couple has a four-year old daughter, Parker, and a one-year old son, Charlie.



R.J. PIETIG

ATHLETIC TRAINER, ATC, MS

R.J. Pietig returns for his fifth full year serving as the head athletic trainer for the Nebraska men's basketball team. He originally joined the squad midway through the 2007-08 campaign, and joined the athletic medicine staff on a full-time basis in the summer of 2009.

Pietig provides preventive care at practices and games as well as rehabilitation for injured student-athletes. He attends all practices and games including traveling with the team to all away contests.

A native of Carroll, Iowa, Pietig graduated from Iowa State in 2007 with a degree in health and human performance, with a specialty in athletic training. He earned his master's degree in leadership education from Nebraska in May 2009.



THE BANK OF THE WEST NEBRASKA BASKETBALL SHOW

Get the inside information on the Huskers on the Bank of the West Nebraska Basketball Show. Join Head Coach Tim Miles and host Lane Grindle each week for player interviews and in-depth analysis of that week's games. Check local listings for the channel on your cable or satellite service.




2012-13 NETWORK STATIONS

Station	Location	Day	Time
KXVO	Omaha	Sunday	10 p.m.
KOLN/KGIN	Lincoln/Grand Island	Sunday	10:35 p.m.
MyTV	Lincoln/Grand Island	Sunday	9:30 p.m.
Great Plains Cable	Across Nebraska	Wednesday	6 p.m.
		Thursday	Noon and 6 p.m.
		Friday	Noon
		Saturday	9 a.m.
		Tuesday	4 p.m.
		Monday	10 p.m.
Fox Sports Midwest Spencer Utilities	Midwest Spencer, Iowa	Friday	10 p.m.
		Sunday	10 a.m.
		Sunday	8 p.m.
KPTH-DT2 Fox Time Warner Cable Huskers.com	Sioux City, Iowa Lincoln	Sunday	On Demand
		Worldwide	10 p.m.



ADMINISTRATION



**TOM
OSBORNE**



Harvey Perlman was named the 19th Chancellor of the University of Nebraska-Lincoln on April 1, 2001. He had served as Interim Chancellor of the University of Nebraska-Lincoln since July 16, 2000.

A former dean of the University of Nebraska College of Law (1983-98), Perlman has also served as interim senior vice chancellor for academic affairs at UNL (1995-96).

A Nebraska native, Perlman was raised in York, and earned a bachelor of arts in history and a juris doctorate from the University of Nebraska. During his law school years, he was editor in chief of the Nebraska Law Review and was elected to the Order of the Coif, a law honors society.

He joined the NU law faculty in 1967 after spending a year as a Bigelow Teaching

HARVEY PERLMAN, J.D.

CHANCELLOR | NEBRASKA, 1963

Fellow at the University of Chicago Law School. He served on the Nebraska law faculty until 1974 when he joined the faculty at the University of Virginia Law School. He returned to Nebraska in 1983 when he accepted the deanship of the Nebraska Law College, a post he held until 1998 when he returned to the professoriate. He has also served as a visiting professor at Florida State University College of Law, the University of Puget Sound School of Law and the University of Iowa College of Law.

His area of legal expertise lies in torts and intellectual property. He is a member of the Nebraska State and American Bar Associations and is a Life Fellow of the American Bar Association. Perlman is co-author of "Intellectual Property and Unfair Competition" (5th edition, 1998) and co-reporter for the American Law Institute's "Restatement of Unfair Competition" (1994).

He serves on the Council of the American Law Institute, a leading national law reform organization, and is currently Chair of the NCAA Bowl Licensing Task Force, a member of the NCAA Working Group on Collegiate Model-Rules; and is a

member of the Big Ten Athletic Council of Presidents and Chancellors. He previously served as a member of the NCAA Board of Directors and is past chair of the Bowl Championship Series Presidential Oversight Committee. He serves on the Board of Directors of the Lincoln Chamber of Commerce and is Chairman of the Board of Directors of the Nebraska Innovation Campus Development Corporation. He received the George Turner Award from the Nebraska State Bar Association for contributions to the legal profession and the Roger T. Larson Community Builder Award from the Lincoln Chamber of Commerce.

Perlman and his wife, Susan, an NU alumna, are the parents of two daughters. Anne, who earned degrees from UNL and the University of Nebraska Medical Center, practices medicine in Lincoln and is married to UNL alumnus David Spinar; they have three children; Will, Ava, and Marco, Husker fans all. Daughter Amie, who received bachelors and juris doctorate degrees from UNL, is a Nebraska assistant attorney general and is married to UNL alumnus Ron Larson; they are the parents of Caleb and Finn.

NEBRASKA'S CHANCELLORS

- 1871-1876 — Allen R. Benton
- 1876-1882 — Edmund B. Farfield
- 1884-1889 — Irvin J. Manatt
- 1891-1895 — James H. Canfield
- 1895-1899 — George E. MacLean
- 1900-1908 — E. Benjamin Andrews
- 1908-1927 — Samuel Avery
- 1927-1938 — E.A. Burnett
- 1938-1946 — Chauncey S. Boucher
- 1947-1953 — R.G. Gustavson
- 1953-1954 — John K. Selleck
- 1954-1968 — Clifford Hardin
- 1968-1971 — Joseph Soshnik
- 1972-1975 — James H. Zumberge
- 1975-1976 — Adam C. Breckenridge
- 1976-1980 — Roy A. Young
- 1980-1981 — Robert H. Rutford
- 1981-1991 — Martin A. Massengale
- 1991-1991 — Jack Goebel
- 1991-1995 — Graham B. Spanier
- 1995-1996 — Joan R. Leitzel*
- 1996-2000 — James Moeser
- 2000-2001 — Harvey S. Perlman*
- 2001-present — Harvey S. Perlman

* Interim Chancellor



Josephine (Jo) R. Potuto, the Richard H. Larson Professor of Constitutional Law, has been Nebraska's faculty representative (FAR) at the NCAA and conference level since May 15, 1997.

For the past four years, Potuto has been president of the 1A FAR (FARs from FBS institutions). In 2002, she was named Outstanding Faculty Athletics Representative by the All-American Football Foundation.

Potuto spent nine years (the maximum) on the NCAA Division I Committee on Infractions (chair her last two years) and currently substitutes on the Committee when a member cannot serve. She is a

JOSEPHINE POTUTO, J.D.

INSTITUTIONAL REPRESENTATIVE | RUTGERS, 1971

past Big 12 Conference representative on the NCAA Division I Management Council, served on the NCAA Men's Gymnastics Championship Committee, and currently serves on an NCAA-wide (all divisions) committee to advise NCAA staff on student-athlete issues.

Potuto is an expert on NCAA enforcement and infractions processes as well as on the general NCAA committee structure and has authored several articles on NCAA processes and operations. She has testified before the House Subcommittee on the Constitution regarding due process in NCAA infractions hearings and has made presentations to the Knight Commission on Intercollegiate Athletics. She also has lectured on NCAA processes and issues at, among others, the Universities of Istanbul, Washington, Maryland, and Baltimore. Potuto is a past adviser to the Uniform Law Commissioners Committee to draft a sports agent statute, has drafted rules governing search and seizure and hearings for the Nebraska Racing Commission, and also has written on issues of gender equity in college athletics.

At Nebraska, Potuto is a member of the academic senate as well as the senate's intercollegiate athletics committee. She also served on Nebraska's NCAA site certification steering committee.

Potuto teaches constitutional law, procedural and criminal law, federal jurisdiction, and sports law. She has been a visiting professor of law at the University of Arizona, Rutgers University, the Cardozo College of Law at New York's Yeshiva University, the University of Oregon, the University of North Carolina, and Seton Hall University. She has worked as an assistant prosecutor in the Essex and Morris County (N.J.) prosecutor's offices.

Potuto was project director and a drafter of the Uniform Law Commissioners Sentencing and Corrections Act, as well as the drafter for the Nebraska Supreme Court Committee to Draft Criminal Jury Instructions. She is the author of three books and numerous articles. She also is a member of the American Law Institute.

Potuto earned her bachelor's degree in journalism at Rutgers' Douglass College; her master's degree in English literature

at Seton Hall; and her juris doctorate at the Rutgers Law College. She is a member of the bars of Nebraska and New Jersey and is admitted to practice before the U.S. Supreme Court, the U.S. Court of Appeals for the Third Circuit, and the U.S. District Courts for Nebraska and New Jersey.

NEBRASKA'S INSTITUTIONAL REPRESENTATIVES

- 1931-1946 — T.J. Thompson
- 1947-1958 — Earl Fullbrook
- 1959-1964 — Charles S. Miller
- 1965-1968 — Merk Hobson
- 1969-1970 — John R. Davis
- 1971-1982 — Keith L. Broman
- 1982-1997 — James O'Hanlon
- 1997-pres. — Josephine Potuto

BOARD OF REGENTS

UNIVERSITY OF NEBRASKA BOARD OF REGENTS

The Board of Regents consists of eight voting members elected by district for six-year terms, and four non-voting student Regents, one from each campus, who serve during their tenure as student body president. The board supervises the general operations of the university, and the control and direction of all expenditures. The board also includes a corporation secretary who manages all records including agendas, minutes, notices, policies and bylaws. Those documents can be found on the web at nebraska.edu/board/.

The board meets regularly, primarily in Lincoln but also in Omaha and greater Nebraska. Persons wishing to provide information to the board or to appear before it should contact: Corporation Secretary, University of Nebraska, Varner Hall, 3835 Holdrege, Lincoln, NE 68583.



*James B. Milliken, J.D.
President, Univ. of Nebraska*




*Timothy Clare
Lincoln*



*Randolph Ferlic, M.D.
Omaha*



*Chuck Hassebrook
Lyons*




*Howard Hawks
Omaha*



*Jim McClurg, Ph.D.
Lincoln*



*Bob Phares
North Platte*



*Kent Schroeder, J.D.
Kearney*



*Bob Whitehouse
Omaha*



*Cameron Deter
Nebraska-Kearney*



*Eric Kamler
Nebraska-Lincoln*



*Faisal Ahmed
Nebraska-Medical Center*



*Devin Bertelsen
Nebraska-Omaha*



TOM OSBORNE

ATHLETIC DIRECTOR | HASTINGS COLLEGE, 1959

THE OSBORNE FILE

Experience

Nebraska Athletic Director
(2007-present)

Congressman, Third District
(2000-06)

Nebraska Head Coach
(1973-97)

Nebraska Assistant Head Coach
(1972)

Nebraska Assistant Coach
(1967-71)

Nebraska Part-Time Coach
(1964-66)

Nebraska Graduate Assistant
(1962-63)

Education

Hastings College (1959)

B.A. in history

Nebraska (1963)

M.A. in educational psychology
Nebraska (1965)

Ph.D. in educational psychology

Family

Wife: Nancy (Tederman)

Son: Mike; Daughters: Ann, Suzanne

Hall of Fame football coach Tom Osborne has continued to leave a lasting impression on the history of Nebraska Athletics since returning to lead the Husker program as the school's 13th athletic director on Oct. 16, 2007. Osborne, who led Nebraska to three national championships (1994, 1995, 1997) and 255 victories in his 25 years as the Huskers' head football coach, has continued to use his impressive leadership skills to guide the NU athletic department as a whole over the past four seasons. He announced his retirement on Sept. 26, 2012, and will continue in the role until Shawn Eichorst takes the reins as NU's 14th athletic director on Jan. 1, 2013.

With the core values of integrity, trust, respect, teamwork and loyalty serving as guiding principles for Nebraska's 23-sport program as a whole, Osborne has made historic decisions to help the University of Nebraska athletic programs for years to come.

In June of 2010, Osborne joined Nebraska Chancellor Harvey Perلمان and Big Ten Conference Commissioner Jim Delany to announce the Huskers would join the Big Ten beginning on July 1, 2011. Nebraska's move to the Big Ten will continue to add University-wide academic opportunities, while providing financial stability for the athletic department for years to come.

Just a few months later, Osborne announced an aggressive expansion plan for the east side of Memorial Stadium that will increase attendance past 90,000 for the first time, while continuing Nebraska's NCAA record-setting sellout streak. The expansion, which is set for completion before the 2013 football season, will include athletic and academic research components.

In the spring of 2010, the city of Lincoln also received voter approval to begin construction on the 15,223-seat Pinnacle Bank Arena, which will serve as the new competitive home for both Nebraska men's and women's basketball programs beginning in 2013-14.

The basketball programs, the wrestling program and many of NU's other sports also have benefitted from the new Hendricks Training Complex which opened in October of 2011. The facility includes practice and team areas, and greatly expanded athletic medicine and strength training areas. The Nebraska baseball and softball programs also received a new indoor practice facility that opened in the fall of 2001 at Haymarket Park.

The first step in Osborne's aggressive building plan for NU's facilities began in the summer of 2009, as the Huskers broke ground on the Student Life Complex on the west side of Memorial Stadium. The Student Life Complex opened in the fall of 2010 and directly benefits every Husker student-athlete with expanded academic resources.

While Osborne has helped initiate landmark moves off the field, he has continued to help coaches and student-athletes focus on Nebraska's tradition of competitive success.

In 2011-12, 10 Husker teams finished among the top 25 in the nation, including the Nebraska football team's New Year's Day appearance in the Capital One Bowl.

One of Osborne's first major decisions as athletic director was to hire Bo Pelini as the Huskers' football coach. Pelini has energized Nebraska's storied tradition with four consecutive nine-win seasons. Pelini's Huskers have finished among the Associated Press top 25 in each of the last three seasons.

The tradition-rich NU volleyball program captured the Huskers' first-ever Big Ten Conference title in any sport in 2011, and Coach John Cook's squad has claimed four conference crowns since Osborne's return to Nebraska.

The Husker women's gymnastics team led by Coach Dan Kendig added its first Big Ten championship, while finishing eighth nationally in 2012 for its third straight top 10 finish. The Nebraska women's indoor track and field team contributed another Big Ten title. Coach Gary Pepin's men added a tie for 11th at the NCAA Championships during the outdoor season for its best team finish since 2003. The NU men's and women's track and field teams have combined for four conference crowns, while producing eight top-20 finishes over the past five years.

The NU women's basketball team produced one of its best seasons in school history by rolling to a 24-9 record and a No. 17 national ranking. Coach Scott Jacobson led the Nebraska women's tennis team to the best season in school history in 2012, posting a school-record 24 wins and No. 16 final ranking. The Husker men's tennis program added its first two NCAA appearances in school history in 2010 and 2011. Coach Bill Straub's bowling team added a third-place finish at the 2012 NCAA Championships, marking the program's fifth straight top-eight showing. The Husker bowlers claimed the 2009 NCAA title. The Husker softball team made three consecutive NCAA Tournament appearances from 2009 to 2011, while the Husker women's golf and baseball programs both earned NCAA Regional bids in 2008.

Osborne made his second coaching hire when he named two-time Major League All-Star and three-time Gold Glove award winner Darin Erstad as the baseball team's new coach on June 2, 2011. The baseball program responded by posting a 35-23 record in his first season.

Osborne made another high-profile hire with the addition of men's basketball coach Tim Miles on March 24, 2012. Osborne also hired former Husker Stacy Underwood as NU's fourth rifle coach on May 24, 2012.

Academically, Nebraska produced eight CoSIDA Academic All-Americans in 2011-12, increasing its nation-leading total to 299 all-time, across all sports. NU also graduated a school-record 155 student-athletes during the 2011-12 academic year.

Before being asked by Chancellor Perلمان to return to Nebraska as athletic director in 2007, Osborne served three terms in the U.S.

House of Representatives (Nebraska's 3rd congressional district) from 2000 to 2006.

He returned to academia following a 2006 gubernatorial bid, serving as a senior lecturer at Nebraska in the College of Business Administration, teaching leadership and business ethics, in the fall of 2007. Osborne also worked as a consultant for local college athletic departments for two years.

Osborne and his wife, Nancy, continue to pour their time and support into the TeamMates mentoring program, which they founded in 1991. TeamMates provides encouragement to school-aged youth to help them graduate from high school and pursue a post-secondary education.

Osborne's leadership of the TeamMates program began while he was putting the final touches on one of the best coaching careers in college football history. The Hastings, Neb., native, who earned master's and doctoral degrees in educational psychology from the University of Nebraska, was named NU's 25th head coach following the 1972 season.

In 25 seasons with Osborne at the helm, the Huskers mounted a 255-49-3 record - the sixth-most wins in major college history. Osborne's .836 winning percentage ranked fifth all-time. His career came to a close with a 42-17 win over No. 3 Tennessee in the 1998 Orange Bowl, when he became the first coach in college football history to retire as a reigning national champion. Following his career, he became one of just four coaches in history to have the mandatory three-year waiting period waived for induction into the National Football Foundation College Hall of Fame in December of 1998.

Osborne's 1994 and 1995 teams allowed Nebraska to become just the second school in history to post back-to-back perfect national championship seasons (Oklahoma 1955-56). Nebraska put together the best five-year run in college football history from 1993 to 1997, going 60-3 with five straight 11-win seasons.

Osborne led NU to 13 conference crowns, including six of his last seven seasons on the sideline. All 25 of his Husker teams won at least nine games and went to a bowl, while 15 won 10-or-more games.

In the classroom, the NU football program totaled 65 CoSIDA Academic All-America awards in Osborne's 25 years. In fact, he accumulated more football academic All-Americans in his 25 years as coach than any other football program in the nation has produced in its history.

Prior to becoming head coach, Osborne spent five seasons under Devaney, helping the Huskers win back-to-back national championships in 1970 and 1971. In 1973, Osborne succeeded Devaney, who also served as Nebraska's Athletic Director from 1967 to 1993.

Osborne and his wife, Nancy, have three adult children, Mike, Ann and Suzanne and four grandchildren.



SHAWN EICHORST

SPECIAL ASSISTANT TO THE CHANCELLOR | WISCONSIN-WHITEWATER, 1990

SHAWN EICHORST FILE

Experience

Nebraska Athletic Director
(2013)
Nebraska Special Assistant to the
Chancellor
(2012)
Miami Athletic Director
(2001-12)
Wisconsin Deputy Athletic Director
(2009-11)
Wisconsin, Executive Associate A.D.
(2007-09)
Wisconsin, Senior Associate A.D.
(2006-07)
South Carolina, Interim Athletic Director
(2005-06)
South Carolina, Senior Associate A.D.
(2004-05)
Wisconsin-Whitewater, Athletic Director
(1999-2003)
Marquette University National Sports
Law Institute Board of Advisors

Education

Wisconsin-Whitewater (1990)
B.A. in business
Marquette (1995)
Juris Doctor
Assistant Adjunct Professor of Law
(Marquette)

Family

Wife: Kristin
Sons: Jack, Joseph and Bennett

Shawn Eichorst was named the 14th athletic director in the history of the University of Nebraska by Chancellor Harvey Perlman on Oct. 4, 2012. Eichorst was formally introduced as the Special Assistant to the Chancellor on Oct. 9.

Eichorst replaces legendary coach and athletic director Tom Osborne on Jan. 1, 2013. Osborne announced his retirement as Nebraska's athletic director on Sept. 26, after spending five years in the role.

Eichorst said he was honored to get the privilege to be a part of Nebraska Athletics.

"(Nebraska is) one of the great universities in America and one of the strongest athletic departments in all of college sports who has the welfare of its student-athletes at the heart of everything they do. I am humbled by both the responsibility and opportunities that lie ahead. I hope to carry on the rich tradition of Husker excellence set by Coach Osborne and so many others."

Nebraska Chancellor Harvey Perlman said it was Eichorst's commitment to putting student-athletes first that made Eichorst stand out.

"When I asked him how, if he were here five years from now, would I be able to measure his success, his response was that if the coaches and student-athletes had been successful and nobody knows his name, it would be a success."

Eichorst comes to Nebraska after spending 18 months as the athletic director at the University of Miami. He was named the 12th athletic director at Miami on April 12, 2011.

Eichorst went to Miami after serving from 2009 to 2011 as the Deputy Athletic Director at the University of Wisconsin, where his responsibilities under Director of Athletics Barry Alvarez included serving as the department's Chief Operating Officer and overseeing the day-to-day operations of the highly successful athletics program.

During Eichorst's time at the University of Wisconsin, the Badger athletic department consisted of 23 intercollegiate programs, 850 student-athletes, 320 full-time employees and operated from a \$90 million budget.

Eichorst was involved in the design and planning of a new \$36 million ice hockey/swim facility that was completed in the fall of 2012, as well as with the student-athlete performance center in the north end zone of Camp Randall Stadium which began construction in the fall of 2011 at a cost of more than \$70 million. He joined the Badgers' staff in 2006 as a Senior Associate Athletic Director and was promoted to Executive Associate Athletic Director in 2007.

In his first year as Director of Athletics at Miami, Eichorst helped grow the academic reputation of an already sterling program with NCAA Top 10 recognition in Academic Progress Rates (APR) for five programs - football, baseball, men's diving, women's cross country and women's golf. During the 2011-12 academic year, 149 student-athletes made the Atlantic Coast Conference Honor Roll and 70 earned their degrees.

Under his watchful eye, the Hurricane Club grew by more than 500 members, surpassing 5,000 members nationwide and \$19 million in student-athlete support was generated in 2011-12.

An additional \$14.2 million in capital gifts was raised toward the Theodore G. Schwartz and Todd G. Schwartz Center for Athletic Excellence facility project, which is scheduled for completion in the fall of 2013.

During his first year, both the men's and women's basketball programs advanced to the postseason. The women posted the highest national ranking in school history (No. 5 overall) and advanced to the NCAA second round, while the men set a program record for conference wins and advanced to the NIT second round.

The women's tennis team advanced to the NCAA quarterfinals (Elite Eight) for the fourth straight season. The baseball program extended its NCAA postseason appearances streak to 40 consecutive seasons. The women's soccer team posted the first NCAA postseason win in program history, and the volleyball team advanced to the NCAA postseason for the third straight year and finished the season ranked 15th nationally.

Other accomplishments included long-term contract extensions for head football coach Al Golden, head men's basketball coach Jim Larranaga, and head women's basketball coach Katie Meier. Eichorst also coordinated a strategic review of all operations and reorganized the senior management team. Miami enhanced branding at Alex Rodriguez Park at Mark Light Field, the BankUnited Center and inside the Hecht Athletic Center. New scoreboards were also added at the James L. Knight Sports Complex and Cobb Stadium.

Eichorst previously worked at the University of South Carolina, serving as the Senior Associate Athletic Director for Administration from 2004 to 2006 and as the Interim Director of Athletics in June 2005.

Working with the Gamecocks, he oversaw the department's daily operations as well as the football (Lou Holtz and

Steve Spurrier) and baseball (Ray Tanner) programs. The football team was bowl-eligible each year during Eichorst's tenure, and the baseball program competed in the 2004 College World Series. Additionally, he facilitated and supervised multi-million dollar facility projects, including a state-of-the-art football training facility, partnership/sponsorship agreements and substantial department organizational and policy growth.

A native of Lone Rock, Wis., Eichorst was an all-conference defensive back, three-time letterwinner and 1990 team captain for the UW-Whitewater football team. He graduated magna cum laude in business from UW-Whitewater in 1990 and earned a law degree from Marquette University in 1995.

In 2006, he was awarded the Sports Law Alumnus of the Year by Marquette. He also is a graduate of the Sports Management Institute and serves on its Executive Committee.

Eichorst practiced law in Milwaukee until 1999, when he was hired by UW-Whitewater as Director of Athletics, which he led until 2003. Under his tenure, UW-Whitewater developed into one of the nation's top Division III athletic programs, with four top 10 percent National Association of Collegiate Directors of Athletics (NACDA) Directors Cup finishes; one NCAA team championship; four NCAA team national runner-up finishes and seven individual NCAA champions. The program also featured an NCAA Student-Athlete of the Year for Wisconsin, 84 All-Americans, 38 Academic All-America selections and nine NCAA Postgraduate Scholarship winners.

He is a past member of the NCAA Division I Student-Athlete Reinstatement Committee and State Bar of Wisconsin Board of Governors. He also previously served as an assistant adjunct professor of law at Marquette University Law School, where he taught classes in sports law. He currently serves on the Marquette University National Sports Law Institute Board of Advisors.

Eichorst and his wife Kristin have three sons: Jack, Joseph and Bennett.



MARC BOEHM

EXECUTIVE ASSOCIATE ATHLETIC DIRECTOR | KANSAS STATE, 1984

A member of the Nebraska Athletics senior administration since May 2003, Marc Boehm (pronounced BAME) serves as executive associate athletic director and is the top assistant to the athletic director. Boehm fulfills the director's responsibilities in his absence and also serves as the department's chief operating officer.

Boehm oversees the efforts of several areas within athletics, including marketing, media relations, HuskerVision, facilities and events. Boehm also oversees the Nebraska men's and women's basketball programs and the Husker soccer program. He also played a major role in the athletic department's negotiations for its contract extension with IMG College Sports. To date, it is the largest multi-media rights contract in college athletics.

As the primary administrator for the NU basketball programs, Boehm played an integral role in the hiring of Tim Miles as the Huskers' new coach in March of 2012.

Boehm has worked to create a fan-friendly atmosphere at the Bob Devaney Sports Center, which has helped Nebraska to record-setting attendance for women's basketball at the Devaney Center.

Under Boehm's supervision, Coach Connie Yori's women's basketball team enjoyed the best season in school history in 2009-10. The Huskers made their seventh straight postseason trip, advancing to the school's first NCAA Sweet 16. Yori captured 2010 National Coach-of-the-Year honors by leading the Huskers to a Big 12 record-tying 30-game winning streak and the 2010 Big 12 regular-season title. The Husker women added their fourth NCAA Tournament trip in the past six seasons in 2012, after running to a runner-up finish at their inaugural Big Ten Tournament.

The men have added four postseason trips during Boehm's tenure, including a trip to the 2011 Postseason NIT.

Boehm has also played an integral role in the planning of Nebraska's new Pinnacle Bank Arena for men's and women's basketball, which is scheduled to open

for the 2013-14 season. He also worked to help develop Nebraska's new practice facility - the Hendricks Training Complex - which opened at the Bob Devaney Sports Center in October of 2011.

Boehm has also played a part in helping the Nebraska athletic department make a functional transition to the Big Ten Conference in 2011-12.

Boehm was instrumental in conceptualizing and developing the Husker Nation Pavilion, which quickly became the premier pregame event around home football games.

Boehm also took the lead role in obtaining First National Bank and Ameritas as premier sponsors for the Nebraska Athletic Department for a combined deal worth more than \$7 million over a three-year period. First National Bank and Ameritas joined Verizon, Pepsi and adidas as premier corporate sponsors for Husker athletics.

Boehm held the same position at Pittsburgh from 1997 to 2003. Boehm assisted in the rise of the Panthers' basketball program with the men's team posting back-to-back Sweet 16 appearances in the NCAA Tournament. During construction of the Panthers' new athletic

facilities, Boehm played a central role in Pitt's athletic teams moving to the UPMC Sports Performance Complex, Heinz Field and the Petersen Events Center.

Boehm served as interim athletic director at Pittsburgh for nearly five months before coming to Nebraska. During that time, he hired new men's (Jamie Dixon) and women's basketball (Agnus Berenato) and soccer (Sue-Moy Chin) head coaches for the Panther program.

Boehm also spent five years as associate executive director of the Tostitos Fiesta Bowl. He directed and managed a 125-member fund-raising committee of Arizona business people responsible for generating more than \$4.5 million in cash and in-kind partnerships. Previously he spent four years as associate executive director and public relations director of the Sun Bowl from 1987 to 1991.

Born in Grand Island, Boehm earned his bachelor's degree in communications from Kansas State in 1984 and added a master's degree in sports management from St. Thomas (Fla.) University in 1985. Boehm and his wife, the former Janelle Broderick of Minot, N.D., have three boys, Broderick, Christian and Lukas John.

NEBRASKA ATHLETIC ADMINISTRATION



*Dennis Leblanc
Senior Associate A.D./
Academics*



*Bob Burton
Senior Associate A.D./
Administration*



*Lonnie Albers
Associate A.D./
Athletic Medicine*



*Chris Anderson
Associate A.D./
Community Relations*



*Butch Hug
Associate A.D./
Facilities and Events*



*John Ingram
Associate A.D./
Capital Planning and
Construction*



*Pat Logsdon
Associate A.D./
Senior Woman
Administrator*



*Paul Meyers
Associate A.D./
Huskers Athletic Fund*



*Jamie Vaughn
Associate A.D./
Compliance*



*Jamie Williams
Associate A.D./Diversity
and Leadership Initiatives*



*Keith Zimmer
Associate A.D./
Life Skills*



*Holly Adam
Associate A.D./
Ticketing*



*Jeff Jamrog
Assistant A.D./
Football Operations*



*Shot Kleen
Assistant A.D./
HuskerVision*



*Keith Mann
Assistant A.D./
Media Relations*



*Michael Stephens
Assistant A.D./Marketing,
Licensing & Concessions*



*Jan Brown
Director of Business
Operations*



*Dan Floyd
Director of Information
Technology*



*Kirk Hartman
Executive Director
of Video Production*



*Katie Jewell
Associate Director
of Academic Programs*



*Kelly Mosier
Director of
Huskers.com*



*Doak Ostergard
Outreach Director*



*Kim Schellpeper
Associate Director of
Academic Programs*



*Randy York
Senior Writer/
Customer Relations*

ATHLETIC DEPARTMENT STAFF



*Kiley Abdouch
Huskers Athletic Fund
Coordinator*



*Mike Arthur
Director of Strength
& Conditioning*



*Melissa Baack
Accountant*



*Alvin Banks
Coordinator of Student-
Athlete Development*



*Tyler Bassinger
Video Production
Specialist*



*Jonathan Bateman
Compliance
Coordinator*



*Deveron Baxter
Training Table
Team Leader*



*Traci Becker
Accounting Clerk*



*Derek Bombeck
Event Management
Specialist*



*Derek Bond
Event Management
Specialist*



*Daniel Bottcher
Groundskeeper*



*Kimberly Brick
Custodial Supervisor*



*Brad Brown
Assistant
Athletic Trainer*



*Stacey Burling
Life Skills
Coordinator*



*Jeremy Busch
Assistant
Athletic Trainer*



*Katie Butzke
Event Management
Specialist*



*Juanita Carstens
Capital Planning & Event
Staff Secretary*



*Chad Carter
Electrician*



*Misty Carter
Dining Service
Associate*



*Chad Chiesa
IT Specialist*



*Angie
Christ-Zemunski
Ticket Office Associate*



*Dr. David Clare
Team Physician/
Orthopaedic Surgeon*



*Dr. Pat Clare
Chief of Staff/
Orthopaedic Surgeon*



*Tyler Clarke
Assistant
Strength Coach*



*Brad Cole
Video Production
Specialist*



*Karen Cook
Staff Secretary*



*Darcy Crandall
Assistant Store,
Events Manager*



*Kim Daniel
Custodial Supervisor*



*Matt Davidson
Director of Events*



*Mike Dobbs
Huskers Athletic
Fund Officer*



*Ryan Donahoe
Plumber/Pipefitter
Devaney Sports Center*



*Kayln Doyle
Compliance
Coordinator*



*Tom Dufresne
Assistant
Athletic Trainer*



*Andrea Einspahr
Assistant
Athletic Trainer*



*Jolene Emricson
Assistant
Athletic Trainer*



*Anton Engel
Guest Relations/
Security Attendant*



*Jane Farrell
Personnel
& Payroll Associate*



*Mary Fisher
Custodian/
Events Setup*



*Derek Freeman
HAF Director
of Annual Giving*



*Lindsey Freeman
HAF Premium Seating
& Events Coordinator*



*Gaila Friesen
Secretarial
Specialist*



*Jessie Gardner
Life Skills
Coordinator*



*Shawn Gariboy
Supply &
Distribution Clerk*



*Herman Gesch
Guest Relations/
Security Attendant*



*Randy Gobel
Director of Facilities
(Devaney Center)*



*Mike Greenfield
Building Services
Manager*



*Scott Guthrie
Broadcast
Engineer*



*Anne Hackbart
Administrative Assistant
to Athletic
Administration*



*Jami Hagedorn
Assistant Director of
Business/HR Operations*



*Janell Hall
Director of Concessions
Operations*



*Nancy Hamann
Dining Service
Associate*



*Brett Hansen
IT Specialist*



*Jack Harper
Custodian/
Events Setup*



*Dr. Justin Harris
Team Physician/
Orthopaedic Surgeon*



*Lauren Harris
Assistant
Strength Coach*



*Sheri Hastings
Academic Counselor*



*Eric Haynes
Director of Facilities
(Memorial Stadium)*



*Kevin Herbel
Director of Planning
& Reporting*



*Jared Hertzler
Turfgrass
Manager*



*Mike Hodges
Video Services
Coordinator*



*Amanda Holzwarth
Video Production
Coordinator*



*Matt Honor
Custodian/
Events Setup*



*Phil Hood
Trade Supervisor*



*Ruth Hood
Dining Service
Associate*



*John Horstman Jr.
Building Service
Technician*



*Leah Huber
Academics & Life Skills
Administrative Assistant*



*Syed Hussain
Guest Relations/
Security Attendant*



*Amy Johnson
Business Office
Administrative Assistant*



*Jena Johnson
Assistant Director
of Compliance*



*Willie Jones
Assistant
Strength Coach*



*Patrick Kelley
Guest Relations/
Security Attendant*



*Jeff Kinnison
Custodian/
Events Setup*



*Jack Kissack
Guest Relations/
Security Attendant*



*Lonna Kliment
Director
of Ticket Marketing*



*Brian Kmitta
Assistant
Strength Coach*



*Gregg Lingenfelder
Team Store
Manager*



*Lisa Loewenstein
Assistant
Athletic Trainer*



*Marlon Lozano
Spirit Squad
Manager*



*Blake Lange
Assistant Equipment
Manager*



*Mikayla Martins
Custodian/
Events Setup*



*Jennifer Matlock
Dining Service
Associate*



*John Maus
Dining Service
Associate*



*Mark Mayer
Head Football
Athletic Trainer*



*Danny McEntaffer
Guest Relations/
Security Attendant*



*Sarah McGrath
Accounting Clerk*



*Sandy McLaughlin
Staff Secretary*



*Alan Moore
Building Services
Technician*



*Erynn Nicholson
Spirit Squad
Head Coach*



*Mike Nieman
Academic Counselor*



*Diane Niefeldt
Shipping &
Receiving Clerk*



*Chris Pankonin
Video Production
Specialist*



*Maria Perez-Segovia
Dining Service
Associate*



*Patricia Peterson
Assistant Director
of Compliance*



*Jack Pierce
Huskers Athletic Fund
Fundraiser*



*Marv Potter
Trade Supervisor*



*Jenni Puchalla
Huskers Athletic Fund
Administrative
Assistant*



*Laure Ragoss
Associate Director
of Compliance*



*Rox Rasmussen
Director
of Concessions Events*



*Tyler Recker
Assistant
Equipment Manager*



*Kristi Reetz
Assistant
Ticket Manager*



*Lindsey Remmers
Director of Sports
Nutrition*



*Brian Remppe
Custodian/
Events Setup*



*Bob Richards
Guest Relations/
Security Attendant*



*Juan Rico
Computer Specialist*



*Brandon Rigoni
Assistant
Strength Coach*



*Jim Rose
HAF Major Gifts
Fundraising Officer*



*Ethan Rowley
Marketing
Director*



*George Scheel
Guest Relations/
Security Attendant*



*Emily Schueth
Assistant
Athletic Trainer*



*Jeff Schrader
Building Service
Technician*



*Lisa Seidl
Ticket Office
Assistant*



*Amy Seiler
Massage Therapist*



*John Shaw, Jr.
Building Service
Technician*



*Leah Sinner
Ticket Office
Assistant*



*Peg Slagle
Suites Coordinator*



*Michael Steele
Executive Chef*



*Dr. Scott Strasburger
Team Physician/
Orthopaedic Surgeon*



*Kathryn Swanson
Dining Service
Associate*



*Norm Tallman Jr.
Custodian*



*Michelle Tambke
Senior Event
Sales Associate*



*Jay Terry
Equipment
Manager*



*Maggi Thorne
Asst. Director of
Capital Planning &
Construction*



*Mary Timblin
Sports Nutrition
Administrative Asst.*



*Steve Torske
Building & Grounds
Supervisor*



*Scott Trausch
Sports
Nutritionist*



*Tri Tran
Computer Hardware
Technician*



*Julie Tuttle
Assistant Athletic
Trainer*



*Chad Wade
Assistant
Strength Coach*



*Jerry Weber
Head Athletic Trainer*



*Jackie Wilken
Administrative
Coordinator*



*Ervin Williams
Event Management
Specialist*



*Karen Williamson
Conway
Ticket Office Assistant*




*Linda Ybarra
Administrative
Assistant*



*Jerry Zimmer
Guest Relations/
Security Attendant*

2012-13 OPPONENTS



2012-13 BIG TEN COMPOSITE SCHEDULE

<p>Nov. 9 Connecticut vs. Michigan State 4:30 p.m. Marquette vs. Ohio State 6 p.m. St. Francis (Pa.) at Penn State 6 p.m. Bucknell at Purdue 6 p.m. Bryant at Indiana 7 p.m. Texas-Pan American at Iowa 7 p.m. Colgate at Illinois 7 p.m. American at Minnesota 7 p.m. Slippery Rock at Michigan 7:30 p.m.</p> <p>Nov. 11 Albany at Ohio State 1 p.m. Southeastern Louisiana at Wisconsin 1 p.m. Hofstra at Purdue 1 p.m. Southern at Nebraska 6 p.m.</p> <p>Nov. 12 North Dakota State at Indiana 6 p.m. Central Michigan at Iowa 6:30 p.m. Toledo at Minnesota 7 p.m. St. Francis (N.Y.) at Illinois 7 p.m. IUPUI at Michigan 8 p.m.</p> <p>Nov. 13 Kansas vs. Michigan State 6 p.m. Texas Southern at Northwestern 7 p.m. Cleveland St./Bowling Green at Michigan 7 p.m.</p> <p>Nov. 14 Wisconsin at Florida 6 p.m.</p> <p>Nov. 15 North Carolina State vs. Penn State 4 p.m. Sam Houston State at Indiana 6 p.m. Mississippi Valley St. at Northwestern 7 p.m. Howard at Iowa 7 p.m. Tennessee State at Minnesota 7 p.m. Valparaiso at Nebraska 8 p.m. Villanova vs. Purdue 8:30 p.m.</p> <p>Nov. 16 Providence/UMass vs. Penn State 4/6:30 p.m. Alabama/Oregon State vs. Purdue 4/6:30 p.m. Illinois at Hawaii 11:30 p.m.</p> <p>Nov. 17 Rhode Island vs. Ohio State 4 p.m. Gardner-Webb at Iowa 7 p.m.</p> <p>Nov. 18 TBD vs. Penn State TBA Texas Southern at Michigan State 11 a.m. Farleigh Dickinson at Northwestern 1 p.m. Nebraska-Omaha at Nebraska 2 p.m. Washington/Seton Hall vs. Ohio St. 3:30 p.m. Cornell at Wisconsin 5 p.m. Richmond at Minnesota 6 p.m.</p> <p>Nov. 19 Georgia vs. Indiana 4:30 p.m. Southern California vs. Illinois 10:59 p.m.</p> <p>Nov. 20 Texas/Chaminade vs. Illinois 4 or 9:30 p.m. Presbyterian at Wisconsin 7 p.m. Boise State at Michigan State 7 p.m. Delaware State at Northwestern 7 p.m. Western Kentucky vs. Iowa 8:30 p.m. UCLA/Georgetown vs. Indiana 7/8/9 p.m.</p> <p>Nov. 21 TBD vs. Illinois TBA UNC-Wilmington at Purdue 7 p.m. Tulane at Nebraska 7 p.m. DePaul/Wichita State vs. Iowa 6/8:30 p.m. TBD vs. Michigan 6/8:30 p.m.</p> <p>Nov. 23 Memphis/VCU vs. Minnesota 1/6 p.m. TBD vs. Michigan 1:30/3:30 p.m. Duke vs. Minnesota 2:30 p.m. Bucknell at Penn State 3:30 p.m. Missouri-Kansas City at Ohio State 5 p.m. TCU vs. Northwestern 7:30 p.m.</p>	<p>Oakland at Michigan State 8:15 p.m. Creighton vs. Wisconsin 9 p.m.</p> <p>Nov. 24 UAB/Illinois State vs. Northwestern 5/7 p.m. Kent State at Nebraska 8 p.m. Arizona State/Arkansas vs. Wisconsin TBA TBD vs. Minnesota TBA</p> <p>Nov. 25 Gardner-Webb at Illinois 3 p.m. UL-Lafayette at Michigan State 11 a.m. Ball State at Indiana 5 p.m.</p> <p>Nov. 27 Iowa at Virginia Tech 6:15 p.m. Minnesota at Florida State 6:15 p.m. North Carolina State at Michigan 6:30 p.m. Maryland at Northwestern 8:15 p.m. Nebraska at Wake Forest 8:15 p.m. North Carolina at Indiana 8:30 p.m.</p> <p>Nov. 28 Virginia at Wisconsin 6 p.m. Purdue at Clemson 6:15 p.m. Michigan State at Miami (Fla.) 6:30 p.m. Georgia Tech at Illinois 8 p.m. Boston College at Penn State 8:15 p.m. Ohio State at Duke 8:30 p.m.</p> <p>Dec. 1 Nicholls State at Michigan State 11 a.m. TAMU-Corpus Christi at Iowa Noon Pennsylvania at Penn State 1 p.m. North Florida at Minnesota 1 p.m. Xavier at Purdue 1:15 p.m. Northern Kentucky at Ohio State 3:30 p.m. Michigan at Bradley 3 p.m. Coppin State at Indiana 6:30 p.m. Illinois-Chicago at Northwestern TBA</p> <p>Dec. 2 California at Wisconsin 1 or 3 p.m.</p> <p>Dec. 3 Southern California at Nebraska 7 p.m.</p> <p>Dec. 4 Lamar at Purdue 5:30 p.m. Nebraska-Omaha at Wisconsin 7 p.m. South Dakota at Iowa 7 p.m. South Dakota State at Minnesota 7 p.m. Western Michigan at Michigan 7:30 p.m. Western Carolina at Illinois 7 p.m. Northwestern at Baylor 8 p.m.</p> <p>Dec. 5 Penn State at LaSalle 6 p.m. Arkansas-Pine Bluff at Michigan State 7 p.m.</p> <p>Dec. 6 Creighton at Nebraska 7 p.m.</p> <p>Dec. 7 Iowa State at Iowa 7 p.m.</p> <p>Dec. 8 Arkansas at Michigan 11 a.m. Long Beach State at Ohio State 11 a.m. Purdue at Eastern Michigan 1 p.m. Loyola (Ill.) at Michigan State 1 p.m. Army at Penn State 3 p.m. Central Connecticut at Indiana 5 p.m. Wisconsin at Marquette 5 p.m. Butler at Northwestern 7 p.m. Illinois at Gonzaga 9 p.m. Minnesota at USC 9:30 p.m.</p> <p>Dec. 11 Binghamton at Michigan 6 p.m. Norfolk State at Illinois 7 p.m. North Dakota State at Minnesota 8 p.m.</p> <p>Dec. 12 Savannah State at Ohio State 6 p.m. UW-Green Bay at Wisconsin 8 p.m.</p>	<p>Dec. 15 UNC-Asheville at Ohio State 11 a.m. Butler vs. Indiana 1 p.m. Delaware State at Penn State 1 p.m. Northern Iowa vs. Iowa 2:30 p.m. Nebraska at Oregon 3:30 p.m. Notre Dame vs. Purdue 3:30 p.m. West Virginia vs. Michigan 7 p.m. Tuskegee Univ. at Michigan State 8 p.m.</p> <p>Dec. 16 Eastern Kentucky at Illinois 5 p.m.</p> <p>Dec. 17 Texas State at Northwestern 6 p.m.</p> <p>Dec. 18 Winthrop at Ohio State 6 p.m. Ball State at Purdue 6 p.m. Michigan State at Bowling Green 6 p.m. Jacksonville State at Nebraska 8 p.m.</p> <p>Dec. 19 South Carolina State at Iowa 8 p.m. St. Mary's at Indiana 6 p.m.</p> <p>Dec. 21 Florida Atlantic at Indiana 6 p.m. Eastern Michigan at Michigan 7:30 p.m. Stanford at Northwestern 8 p.m.</p> <p>Dec. 22 Coppin State at Iowa Noon Texas at Michigan State 1 p.m. Kansas at Ohio State 3 p.m. Missouri vs. Illinois 5 p.m. Lafayette at Minnesota 6 p.m. Central Michigan vs. Nebraska 6 p.m. UW-Milwaukee at Wisconsin 8:15 pm.</p> <p>Dec. 23 New Hampshire at Penn State 10 a.m. Brown at Northwestern 12:30 p.m. UTEP/UAPB vs. Nebraska 6/8 p.m.</p> <p>Dec. 28 Jacksonville at Indiana 7 p.m.</p> <p>Dec. 29 William & Mary at Purdue 1 p.m. Samford at Wisconsin 1 p.m. Auburn vs. Illinois 1:15 p.m. Nicholls State at Nebraska 2 p.m. Duquesne at Penn State 3 p.m. Chicago State at Ohio State 3:30 p.m. Central Michigan at Michigan 6 p.m.</p> <p>Dec. 31 Michigan State at Minnesota 1 p.m. Indiana at Iowa 3 p.m.</p> <p>Jan. 2 Nebraska at Ohio State 5:30 p.m. Illinois at Purdue 7:30 p.m.</p> <p>Jan. 3 Michigan at Northwestern 6 p.m. Penn State at Wisconsin 6:30/7:30 p.m.</p> <p>Jan. 5 Purdue at Michigan State 11 a.m. Ohio State at Illinois 1:15 p.m.</p> <p>Jan. 7 Indiana at Penn State 6 p.m.</p> <p>Jan. 8 Ohio State at Purdue 8 p.m.</p> <p>Jan. 9 Nebraska at Michigan 6 p.m. Minnesota at Illinois 8 p.m.</p> <p>Jan. 10 Michigan State at Iowa 6 p.m. Northwestern at Penn State 7 p.m.</p>	<p>Jan. 12 Minnesota at Indiana 11 a.m. Illinois at Wisconsin 1:15 p.m.</p> <p>Jan. 13 Michigan at Ohio State 12:30/3:30 p.m. Iowa at Northwestern 4:30 p.m. Nebraska at Michigan State TBD Penn State at Purdue TBD</p> <p>Jan. 15 Wisconsin at Indiana 8 p.m.</p> <p>Jan. 16 Michigan State at Penn State 6 p.m. Purdue at Nebraska 8 p.m.</p> <p>Jan. 17 Michigan at Minnesota 6 p.m. Northwestern at Illinois 7:15 p.m.</p> <p>Jan. 19 Nebraska at Penn State Noon West Virginia at Purdue 1 p.m. Ohio State at Michigan State 5 p.m. Wisconsin at Iowa 7 p.m.</p> <p>Jan. 20 Indiana at Northwestern Noon</p> <p>Jan. 22 Michigan State at Wisconsin 6 p.m. Iowa at Ohio State 5:30 p.m. Illinois at Nebraska 7:30 p.m.</p> <p>Jan. 23 Penn State at Indiana 6 p.m. Minnesota at Northwestern 8 p.m.</p> <p>Jan. 24 Purdue at Michigan 6 p.m.</p> <p>Jan. 26 Ohio State at Penn State 11 a.m. Minnesota at Wisconsin 1 p.m. Northwestern at Nebraska 2 p.m.</p> <p>Jan. 27 Michigan State at Indiana Noon Iowa at Purdue 2:30 p.m. Michigan at Illinois 5 p.m.</p> <p>Jan. 29 Wisconsin at Ohio State 6 p.m. Nebraska at Minnesota 8 p.m.</p> <p>Jan. 30 Northwestern at Michigan 5:30 p.m. Indiana at Purdue 7:30 p.m.</p> <p>Jan. 31 Illinois at Michigan State 6 p.m.</p> <p>Feb. 2 Purdue at Northwestern 11 a.m. Ohio State at Nebraska 6 p.m. Michigan at Indiana 8 p.m.</p> <p>Feb. 3 Iowa at Minnesota Noon Wisconsin at Illinois 2:30 p.m.</p> <p>Feb. 5 Purdue at Penn State 6 p.m. Ohio State at Michigan 8 p.m.</p> <p>Feb. 6 Minnesota at Michigan State 6 p.m. Iowa at Wisconsin 8 p.m.</p> <p>Feb. 7 Indiana at Illinois 6 p.m. Illinois at Ohio State 8 p.m.</p> <p>Feb. 9 Michigan at Wisconsin 11 a.m. Northwestern at Iowa 3:30 p.m. Michigan State at Purdue 6 p.m. Penn State at Nebraska 8 p.m.</p>	<p>Feb. 10 Indiana at Ohio State Noon Illinois at Minnesota 5 p.m.</p> <p>Feb. 12 Michigan at Michigan State 8 p.m.</p> <p>Feb. 13 Nebraska at Indiana 6 p.m. Purdue at Illinois 8 p.m.</p> <p>Feb. 14 Wisconsin at Minnesota 6 p.m. Iowa at Penn State 8 p.m. Northwestern at Ohio State 6 p.m.</p> <p>Feb. 16 Purdue at Indiana 1 p.m. Michigan State at Nebraska 7 p.m.</p> <p>Feb. 17 Penn State at Michigan 11 a.m. Ohio State at Wisconsin Noon Minnesota at Iowa 1 p.m. Illinois at Northwestern 6:30 p.m.</p> <p>Feb. 19 Indiana at Michigan State 6 p.m.</p> <p>Feb. 20 Minnesota at Ohio State 6 p.m. Wisconsin at Northwestern 8 p.m.</p> <p>Feb. 21 Penn State at Illinois 7:15 p.m. Iowa at Nebraska 8 p.m.</p> <p>Feb. 24 Illinois at Michigan TBA Michigan State at Ohio State TBA Northwestern at Purdue TBA</p> <p>Feb. 26 Indiana at Minnesota 6 p.m. Nebraska at Wisconsin 8 p.m.</p> <p>Feb. 27 Michigan at Penn State 5:30 p.m. Purdue at Iowa 7:30 p.m.</p> <p>Feb. 28 Ohio State at Northwestern 6 p.m.</p> <p>March 2 Nebraska at Illinois 2/4:15 p.m. Iowa at Indiana 6:30 p.m.</p> <p>March 2/3 Michigan State at Michigan TBA Purdue at Wisconsin TBA Penn State at Minnesota TBA</p> <p>March 5 Illinois at Iowa 6 p.m. Ohio State at Indiana 8 p.m.</p> <p>March 6 Michigan at Purdue 6 p.m. Minnesota at Nebraska 8 p.m.</p> <p>March 7 Wisconsin at Michigan State 8 p.m. Penn State at Northwestern 6 p.m.</p> <p>March 9 Minnesota at Purdue 11 a.m. Nebraska at Iowa 1:15 p.m.</p> <p>March 10 Wisconsin at Penn State 11 a.m. Indiana at Michigan TBA Illinois at Ohio State TBA Northwestern at Michigan State TBA</p>
---	---	--	---	--

as of Oct. 8, 2012; All times listed are central

SOUTHERN

**SUNDAY, NOV. 11 | 6 P.M.
LINCOLN, NEB. (DEVANEY CENTER)**



*Roman Banks
Head Coach*



*Derick Beltran
Senior Guard*

GENERAL INFO

Founded: 1880
Location: Baton Rouge, Louisiana
Enrollment: 6,903
Chancellor: Dr. James Llorens
Athletic Director: Dr. Will Broussard
Nickname: Jaguars
Colors: Columbia Blue and Gold
Conference: Southwestern Athletic Conference
Home Arena: F. G. Clark Center
Capacity: 7,500
Athletic Dept. Phone: (225) 771-3170
Ticket Office Phone: (225) 771-3171
Web site: gojagsports.com

COACHING STAFF

Head Coach: Roman Banks
Alma Mater (Year): Northwestern State (1993)
Career Record: 17-14 (One year)
Record at Southern: Same
Assistant Coaches (Alma mater, Year):
Sheldon Jones (Southern-New Orleans, 1997)
Ryan Price (Henderson State, 2007)
Morris Scott (Florida A&M, 2002)
Basketball Office Phone: (225) 771-5765

MEDIA RELATIONS

Basketball SID: Christopher Jones
Office Phone: (225) 771-3495
Cell Phone: (225) 978-7609
E-mail: jones_chrisk@yahoo.com
Press Row Phone: N/A
SID Mailing Address:
Owens Hall
PO BOX 9972, Harding Blvd.
Baton Rouge, LA 70813

THE JAGUARS

2011-12 Record: 17-14 (13-5, 2nd)
Final 2012 AP Ranking: None
2012 Postseason Play: None
Lettermen Returning/Lost: 9/2
Starters Returning/Lost: 3/2

TOP RETURNING PLAYERS

Derick Beltran, Sr., 13.2 ppg, 3.5 rpg
Jameel Grace, Sr., 9.6 ppg, 4.4 rpg, 4.2 apg

2012-13 SCHEDULE

Nov. 9	at Iowa State	7 p.m.
Nov. 11	at Nebraska	6 p.m.
Nov. 14	vs. South Dakota	TBA
Nov. 15	vs. North Carolina Central	TBA
Nov. 16	at Wyoming	9 p.m.
Nov. 24	at Tulane	8 p.m.
Dec. 1	Champion Baptist College	TBA
Dec. 10	William Carey	TBA
Dec. 13	at Louisiana-Monroe	TBA
Dec. 18	at TCU	TBA
Dec. 22	at Texas A&M	3 p.m.
Dec. 28	Spring Hill College	TBA
Jan. 2	Texas Southern	7:30 p.m.
Jan. 4	Prairie View A&M	7:30 p.m.
Jan. 6	at Grambling State	TBA
Jan. 8	at Jackson State	TBA
Jan. 12	Arkansas Pine Bluff	4 p.m.
Jan. 14	Mississippi Valley State	7:30 p.m.
Jan. 19	at Alabama State	TBA
Jan. 21	at Alabama A&M	TBA
Jan. 26	at Alcorn State	TBA
Feb 2	Grambling State	4 p.m.
Feb. 4	Jackson State	7:30 p.m.
Feb. 9	at Arkansas Pine Bluff	TBA
Feb. 11	at Mississippi Valley State	TBA
Feb. 16	Alabama State	4 p.m.
Feb. 18	Alabama A&M	7:30 p.m.
Feb. 23	Alcorn State	4 p.m.
Feb. 28	at Texas Southern	TBA
March 2	at Prairie View A&M	TBA
March 12-16	at SWAC Tournament	TBA

2011-12 RESULTS

Nov. 11	Dillard	W, 67-48
Nov. 13	at Texas A&M	L, 58-83
Nov. 17	at Rice	L, 65-80
Nov. 22	at Providence	L, 53-59
Nov. 25	Florida A&M	W, 64-61
Nov. 26	Northern Colorado	L, 57-77
Nov. 30	at Tulane	L, 53-78
Dec. 9	MacMurray	W, 66-57
Dec. 10	vs. Jacksonville State	L, 50-55
Dec. 12	at Southeastern Louisiana	L, 61-65
Dec. 17	at UTEP	L, 57-87
Dec. 19	at New Mexico State	L, 66-91
Dec. 29	Loyola (La.)	W, 73-68
Jan. 3	at Prairie View A&M	W, 73-65
Jan. 5	at Texas Southern	L, 39-73
Jan. 7	Grambling State	W, 72-59
Jan. 9	Jackson State	W, 68-37
Jan. 14	at Arkansas-Pine Bluff	W, 69-68
Jan. 16	at Mississippi Valley State	L, 56-77
Jan. 21	Alabama A&M	W, 75-69 (OT)
Jan. 23	Alabama State	W, 68-56
Jan. 28	Alcorn State	W, 65-54
Feb. 4	at Grambling State	W, 57-53
Feb. 6	at Jackson State	W, 49-44 (OT)
Feb. 11	Arkansas Pine Bluff	L, 58-64
Feb. 13	Mississippi Valley State	L, 53-58
Feb. 18	at Alabama A&M	W, 72-67
Feb. 20	at Alabama State	W, 55-53
Feb. 25	at Alcorn State	L, 40-60
March 1	Prairie View A&M	W, 64-63
March 3	Texas Southern	W, 56-54

VALPARAISO

**THURSDAY, NOV. 15 | 8 P.M.
LINCOLN, NEB. (DEVANEY CENTER)**



*Bryce Drew
Head Coach*



*Ryan Broekhoff
Senior Forward*

GENERAL INFO

Founded: 1859
Location: Valparaiso, Ind.
Enrollment: 4,081
President: Mark Heckler
Athletic Director: Mark LaBarbera
Nickname: Crusaders
Colors: Brown and Gold
Conference: Horizon League
Home Arena: Athletics-Recreation Center
Capacity: 5,000
Athletic Dept. Phone: (219) 464-6894
Ticket Office Phone: (219) 464-5233
Web site: valpoathletics.com

COACHING STAFF

Head Coach: Bryce Drew
Alma Mater (Year): Valparaiso (1998)
Career Record: 22-12 (One year)
Record at Valparaiso: Same
Assistant Coaches (Alma mater, Year):
Roger Powell Jr. (Illinois, 2005)
Luke Gore (Bethel [Tenn.], 2001)
Jake Diebler (Valparaiso, 2009)
Basketball Office Phone: (219) 464-5254

MEDIA RELATIONS

Basketball SID: Aaron Leavitt
Office Phone: (219) 464-6953
Cell Phone: (219) 476-6680
E-mail: Aaron.Leavitt@valpo.edu
Press Row Phone: (219) 548-1502
SID Mailing Address:
Valparaiso University, Sports Media Relations
Athletics-Recreation Center, 1009 Union Street
Valparaiso, IN 46383

THE CRUSADERS

2011-12 Record: 22-12 (14-4, Horizon, 1st)
Final 2012 AP Ranking: None
2012 Postseason Play: NIT First Round
Lettermen Returning/Lost: 7/4
Starters Returning/Lost: 5/0

TOP RETURNING PLAYERS

Ryan Broekhoff, Sr., 14.9 ppg, 8.5 rpg
Kevin Van Wijk, Sr., 14.1 ppg, 5.2 rpg

2012-13 SCHEDULE

Nov. 9	Georgia Southern	7:30 p.m.
Nov. 13	Northern Illinois	7 a.m.
Nov. 15	at Nebraska	8 p.m.
Nov. 18	at Kent State	1 p.m.
Nov. 23	Chicago State	7:05 p.m.
Nov. 24	Bethune-Cookman/Neb-Omaha	TBA
Dec. 2	at Saint Louis	TBA
Dec. 5	IPFW	7:05 p.m.
Dec. 8	at New Mexico	TBA
Dec. 15	at Missouri State	7:05 p.m.
Dec. 17	at Oakland	6 p.m.
Dec. 20	IUPUI	7:05 p.m.
Dec. 22	Purdue Calumet	1:35 p.m.
Dec. 29	at Murray State	2 p.m.
Jan. 2	Loyola	7:05 p.m.
Jan. 4	Cleveland State	6 p.m.
Jan. 9	at UIC	7 p.m.
Jan. 12	at Milwaukee	1 p.m.
Jan. 17	at Detroit	6 p.m.
Jan. 19	Wright State	7:05 p.m.
Jan. 23	Green Bay	7:05 p.m.
Jan. 30	at Youngstown State	6:05 p.m.
Feb. 1	Milwaukee	TBA
Feb. 5	UIC	7:05 p.m.
Feb. 9	at Cleveland State	TBA
Feb. 12	at Wright State	6 p.m.
Feb. 16	Detroit	5 p.m.
Feb. 19	at Loyola	7 p.m.
Feb. 23	BracketBusters	TBA
Feb. 26	Youngstown State	7:05 p.m.
March 2	at Green Bay	2 p.m.
March 5-12	Horizon League Championship	TBA

2011-12 RESULTS

11/7	at Arizona	L, 63-74
11/11	at Georgia Southern	W, 90-81
11/14	Holy Cross (Ind.)	W, 88-38
11/18	Akron	W, 62-59
11/19	Indiana-Kokomo	W, 79-48
11/20	Duquesne	W, 84-68
11/25	at Ohio State	L, 47-80
12/3	at Butler	W, 77-71 (OT)
12/7	at IPFW	L, 76-85
12/10	Bowling Green	W, 82-79
12/17	Oakland	L, 80-82
12/20	at Northern Illinois	W, 59-48
12/23	at IUPUI	L, 88-97
12/29	Milwaukee	L, 55-57
12/31	Green Bay	W, 90-87
1/6	at Detroit	W, 73-71
1/8	at Wright State	L, 55-73
1/13	Youngstown State	W, 76-62
1/15	Cleveland State	W, 72-66
1/19	at Loyola (Ill.)	W, 69-48
1/21	at UIC	W, 60-55
1/26	at Green Bay	L, 60-75
1/28	at Milwaukee	W, 55-52
2/2	Detroit	W, 78-73
2/4	Wright State	W, 63-54
2/9	at Cleveland State	W, 59-41
2/11	at Youngstown State	L, 53-71
2/14	UIC	W, 74-65
2/17	at Loyola Marymount	L, 53-61
2/21	Loyola (Ill.)	W, 66-62 (OT)
2/24	Butler	W, 71-59
3/3	vs. Butler	W, 65-46
3/6	vs. Detroit	L, 50-70
3/14	at Miami	L, 50-66

NEBRASKA-OMAHA

SUNDAY, NOV. 18 | 2 P.M.
LINCOLN, NEB. (DEVANEY CENTER)



Derrin Hansen
Head Coach



Alex Welhouse
Senior Forward

2012-13 SCHEDULE

Nov. 9	Northern Illinois	7 p.m.
Nov. 11	Saint Mary	6 p.m.
Nov. 14	at Texas Tech	TBA
Nov. 16	at Tulane	TBA
Nov. 18	at Nebraska	2 p.m.
Nov. 23	vs. Bethune-Cookman	TBA
Nov. 24	vs. Valparaiso/Chicago State	TBA
Nov. 29	at North Dakota State	7 p.m.
Dec. 1	at South Dakota State	7 p.m.
Dec. 4	at Wisconsin	TBA
Dec. 9	at Iowa State	6 p.m.
Dec. 15	at Denver	TBA
Dec. 18	Benedictine College	7 p.m.
Dec. 22	at UT-Pan American	TBA
Dec. 29	South Dakota	1 p.m.
Dec. 31	Kansas City	5 p.m.
Jan. 3	at Oakland	TBA
Jan. 5	at Fort Wayne	1 p.m.
Jan. 10	IUPUI	7 p.m.
Jan. 12	Western Illinois	11:30 a.m.
Jan. 19	at Cal State Bakersfield	TBA
Jan. 24	at South Dakota	TBA
Jan. 26	at Kansas City	5:15 p.m.
Jan. 31	Fort Wayne	7 p.m.
Feb. 2	Oakland	1 p.m.
Feb. 7	at Western Illinois	TBA
Feb. 9	at IUPUI	TBA
Feb. 19	Chicago State	7 p.m.
Feb. 23	ESPN BracketBuster	TBA
Feb. 28	South Dakota State	7 p.m.
March 2	North Dakota State	3 p.m.

GENERAL INFO

Founded: 1908
Location: Omaha, Neb.
Enrollment: 15,000
Chancellor: Dr. John Christensen
Athletic Director: Trev Alberts
Nickname: Mavericks
Colors: Crimson and Black
Conference: The Summit League
Home Arena: Ralston Arena
Capacity: 3,500
Athletic Dept. Phone: (402) 554-2305
Ticket Office Phone: (402) 554-MAVS
Web site: OMavs.com

COACHING STAFF

Head Coach: Derrin Hansen
Alma Mater (Year): Dakota Wesleyan (1991)
Career Record: 121-86 (Seven years)
Record at Nebraska-Omaha: Same
Assistant Coaches (Alma mater, Year):
Randall Herbst (Winona State, 1993)
Pat Eberhart (Adams State, 1991)
Tyler Erwin (Midland, 2000)
Basketball Office Phone: (402) 554-2506

MEDIA RELATIONS

Basketball SID: Bonnie Ryan
Office Phone: (402) 554-3267
Cell Phone: (402) 679-2912
E-mail: bryan@unomaha.edu
Press Row Phone: TBA
SID Mailing Address:
6001 Dodge Street
Fieldhouse 244
Omaha, NE 68182

THE MAVERICKS

2011-12 Record: 11-18 (Independent)
Final 2012 AP Ranking: None
2012 Postseason Play: None
Lettermen Returning/Lost: 7/5
Starters Returning/Lost: 4/1

TOP RETURNING PLAYERS

Alex Welhouse, Sr., 10.4 ppg, 6.7 rpg, 3.1 apg.
CJ Carter, So., 10.4 ppg, 3.6 rpg, 2.6 apg.

TULANE

WEDNESDAY, NOV. 21 | 7 P.M.
LINCOLN, NEB. (DEVANEY CENTER)



Ed Conroy
Head Coach



Kendall Timmons
Senior Guard

2012-13 SCHEDULE

Nov. 9	at Georgia Tech	TBA
Nov. 13	Bethune Cookman	7 p.m.
Nov. 16	Nebraska-Omaha	12:30 p.m.
Nov. 18	Chicago State	TBA
Nov. 21	at Nebraska	8 p.m.
Nov. 24	Southern	7 p.m.
Nov. 27	Loyola (N.O.)	7 p.m.
Dec. 1	Navy	7 p.m.
Dec. 4	Nicholls State	7 p.m.
Dec. 8	at San Diego	9 p.m.
Dec. 19	Texas-Pan American	TBA
Dec. 20	Pepperdine	TBA
Dec. 22	vs. Hofstra	TBA
Dec. 30	at Alabama	TBA
Jan. 5	Wofford	7 p.m.
Jan. 9	UTEP	7 p.m.
Jan. 12	at SMU	2 p.m.
Jan. 19	Tulsa	7 p.m.
Jan. 22	at Memphis	TBA
Jan. 26	Rice	7 p.m.
Jan. 30	UCF	7 p.m.
Feb. 2	at UTEP	8 p.m.
Feb. 6	Marshall	7 p.m.
Feb. 9	at Houston	TBA
Feb. 13	at Southern Miss	TBA
Feb. 16	SMU	7 p.m.
Feb. 23	at Rice	TBA
Feb. 27	vs. UAB	7 p.m.
March 2	at Tulsa	TBA
March 6	at East Carolina	TBA
March 9	Houston	7 p.m.
March 13-16	at C-USA Tournament	TBA

GENERAL INFO

Founded: 1834
Location: New Orleans, La.
Enrollment: 13,359
President: Dr. Scott Cowen
Athletic Director: Rick Dickson
Nickname: Green Wave
Colors: Olive Green and Sky Blue
Conference: Conference USA
Home Arena: Fogelman Arena
Capacity: 3,600
Athletic Dept. Phone: (504) 865-5569
Ticket Office Phone: (504) 861-WAVE
Web site: TulaneGreenWave.com

COACHING STAFF

Head Coach: Ed Conroy
Alma Mater (Year): Citadel (1989)
Career Record: 118-165 (Nine years)
Record at Tulane: 28-33 (Two years)
Assistant Coaches (Alma mater, Year):
Doug Novak (Tennessee, 1990)
Andy Fox (Cornell College, 2004)
Jeff Strohm (Eastern Illinois, 1988)
Basketball Office Phone: (504) 865-5505

MEDIA RELATIONS

Basketball SID: Brian Miller
Office Phone: (504) 314-7219
Cell Phone: (504) 390-6772
E-mail: bmillert@tulane.edu
Press Row Phone: (504) 862-8122
SID Mailing Address:
James W. Wilson Jr. Center
Ben Weiner Drive
New Orleans, LA 70118

THE GREEN WAVE

2011-12 Record: 15-16 (3-13 Conference USA, 12th)
Final 2012 AP Ranking: None
2012 Postseason Play: None
Lettermen Returning/Lost: 10/4
Starters Returning/Lost: 5/1

TOP RETURNING PLAYERS

Kendall Timmons, Sr., 13.6 ppg, 5.2 rpg
Ricky Tarrant, So., 14.0 ppg, 3.6 rpg

2011-12 RESULTS

Nov. 11	Alabama A&M	W, 72-63
Nov. 15	Nicholls State	W, 96-50
Nov. 18	Maryland-Eastern Shore	W, 73-52
Nov. 22	at Navy	W, 57-55
Nov. 25	Alcorn State	W, 83-41
Nov. 26	New Orleans	W, 72-53
Nov. 27	San Diego	W, 65-46
Nov. 30	Southern	W, 78-53
Dec. 3	Georgia Tech	W, 57-52
Dec. 6	at Wofford	L, 50-61
Dec. 10	MacMurray	W, 89-59
Dec. 11	Jacksonville State	W, 59-51
Dec. 22	at Syracuse	L, 61-80
Dec. 31	at Texas-Pan American	W, 53-42
Jan. 4	at UCF	L, 53-60
Jan. 7	Southern Miss	L, 66-71 (OT)
Jan. 14	Rice	L, 49-50
Jan. 18	at Tulsa	L, 56-60
Jan. 21	UTEP	W, 66-58
Jan. 25	SMU	W, 80-74
Jan. 28	at Rice	L, 74-88
Feb. 1	at Marshall	L, 44-63
Feb. 4	Houston	W, 75-54
Feb. 11	at UTEP	L, 52-54 (OT)
Feb. 15	Memphis	L, 64-82
Feb. 18	at UAB	L, 73-81
Feb. 22	at SMU	L, 50-64
Feb. 25	Tulsa	L, 69-73
Feb. 29	at Houston	L, 53-82
March 3	East Carolina	L, 49-66
March 7	vs. UAB	L, 64-72

KENT STATE

**SATURDAY, NOV. 24 | 8 P.M.
LINCOLN, NEB. (DEVANEY CENTER)**



*Rob Senderoff
Head Coach*



*Randal Holt
Senior Guard*

2012-13 SCHEDULE

Nov. 9	Drexel	6 pm
Nov. 13	Temple	11 am
Nov. 16	Chicago State	6 pm
Nov. 18	Valparaiso	1 p.m.
Nov. 20	Bethune-Cookman	6 p.m.
Nov. 24	at Nebraska	8 p.m.
Nov. 28	at Youngstown State	6:05 p.m.
Dec. 1	Princeton	6 p.m.
Dec. 4	at Bucknell	6 p.m.
Dec. 9	at Xavier	3 p.m.
Dec. 20	Saint Francis (Pa.)	6 p.m.
Dec. 22	Arkansas State	6 p.m.
Dec. 30	Fairmont State	6 p.m.
Jan. 2	at Cleveland State	5 p.m.
Jan. 9	Toledo	6 p.m.
Jan. 12	at Ball State	1 p.m.
Jan. 16	at Buffalo	6 p.m.
Jan. 19	Akron	6 p.m.
Jan. 23	at Bowling Green	6 p.m.
Jan. 26	Ohio	5 p.m.
Jan. 30	at Northern Illinois	7 p.m.
Feb. 2	Eastern Michigan	6 p.m.
Feb. 6	at Western Michigan	6 p.m.
Feb. 9	Central Michigan	6 p.m.
Feb. 13	Miami	6 p.m.
Feb. 16	at Ohio	6 p.m.
Feb. 23	at ESPN BracketBuster	TBA
Feb. 27	Buffalo	6 p.m.
March 2	at Miami	2 p.m.
March 5	Bowling Green	6 p.m.
March 8/9	at Akron	TBA
March 11-16	at MAC Tournament	TBA

2011-12 RESULTS

Nov. 15	at West Virginia	W, 70-60
Nov. 19	Alcorn State	W, 77-58
Nov. 22	Cleveland State	L, 53-57
Nov. 28	Louisiana	W, 76-67
Dec. 1	Morehead State	W, 83-63
Dec. 3	UAB	W, 57-48
Dec. 6	at James Madison	W, 71-51
Dec. 10	at Western Carolina	W, 58-56
Dec. 20	vs. Saint Peter's	W, 67-58
Dec. 21	vs. UT-Arlington	L, 73-74
Dec. 22	at Utah State	L, 62-81
Dec. 29	at Arkansas State	W, 69-54
Jan. 2	Shawnee State	W, 90-65
Jan. 7	at Buffalo	L, 65-66
Jan. 11	Miami	W, 71-67
Jan. 14	Bowling Green	W, 92-87
Jan. 18	at Ohio	L, 65-87
Jan. 21	at Akron	L, 75-84
Jan. 25	Northern Illinois	W, 90-56
Jan. 28	at Toledo	W, 77-61
Jan. 31	at Central Michigan	W, 67-60
Feb. 4	Western Michigan	W, 78-73 (OT)
Feb. 8	at Eastern Michigan	W, 62-58
Feb. 11	Ball State	W, 76-55
Feb. 14	Buffalo	W, 76-71
Feb. 18	College of Charleston	L, 73-80
Feb. 21	at Miami	L, 60-62
Feb. 25	at Bowling Green	L, 58-74
Feb. 29	Ohio	W, 68-61
March 2	Akron	L, 55-61
March 8	vs. Western Michigan	W, 76-72
March 9	vs. Akron	L, 74-78
March 15	at USC Upstate	L, 58-73

GENERAL INFO

Founded: 1910
Location: Kent, Ohio
Enrollment: 28,600
President: Dr. Lester A. Lefton
Athletic Director: Joel Nielsen
Nickname: Golden Flashes
Colors: Navy Blue and Gold
Conference: Mid American
Home Arena: Memorial Athletic & Convocation Center
Capacity: 6,327
Athletic Dept. Phone: (330) 672-3120
Ticket Office Phone: (330) 672-2244
Web site: KentStateSports.com

COACHING STAFF

Head Coach: Rob Senderoff
Alma Mater (Year): Albany (1995)
Career Record: 21-12 (One year)
Record at Kent State: Same
Assistant Coaches (Alma mater, Year):
Bobby Steinburg (Middle Tennessee State, 1997)
Eric Haut (Kent State, 2004)
DeAndre Haynes (Kent State, 2006)
Basketball Office Phone: (330) 672-8437

MEDIA RELATIONS

Basketball SID: Todd Vatter
Office Phone: (330) 672-8467
Cell Phone: (330) 329-5248
E-mail: tvatter1@kent.edu
Press Row Phone: (330)-672-9411
SID Mailing Address:
106 M.A.C. Center,
P.O. Box 5190; Kent, OH 44242

THE GOLDEN FLASHES

2011-12 Record: 21-12 (10-6 MAC, 4th-East)
Final 2012 AP Ranking: None
2012 Postseason Play: CIT First Round
Lettermen Returning/Lost: 5/6
Starters Returning/Lost: 1/4

TOP RETURNING PLAYERS

Randal Holt, Sr., 12.7 ppg, 2.4 rpg
Chris Evans, Sr., 9.5 ppg, 4.1 rpg

WAKE FOREST

**TUESDAY, NOV. 27 | 8:15 P.M.
WINSTON-SALEM, N.C. (LAWRENCE JOEL COLISEUM)**



*Jeff Bzdelik
Head Coach*



*Travis McKie
Junior Forward*

2012-13 SCHEDULE

Nov. 9	Radford	6 p.m.
Nov. 16	vs. Connecticut	5:30 p.m.
Nov. 17	vs. Iona/Quinnipiac	TBA
Nov. 18	vs. Iona/Quinnipiac	TBA
Nov. 19	vs. TBA	TBA
Nov. 23	William & Mary	6 p.m.
Nov. 27	Nebraska	8:15 p.m.
Dec. 1	at Richmond	5 p.m.
Dec. 5	High Point	6 p.m.
Dec. 8	Seton Hall	6 p.m.
Dec. 18	Furman	6 p.m.
Dec. 22	at UNC Greensboro	1:30 p.m.
Jan. 2	Xavier	6 p.m.
Jan. 5	at Duke	11 a.m.
Jan. 9	Virginia	8 p.m.
Jan. 12	Boston College	3 p.m.
Jan. 15	at Clemson	6 p.m.
Jan. 19	at Virginia Tech	1 p.m.
Jan. 22	NC State	6 p.m.
Jan. 26	at Georgia Tech	2 p.m.
Jan. 30	Duke	7 p.m.
Feb. 2	at Maryland	1 p.m.
Feb. 5	at North Carolina	6 p.m.
Feb. 9	Florida State	11 a.m.
Feb. 13	at Boston College	6 p.m.
Feb. 16	Georgia Tech	1 p.m.
Feb. 23	Miami	Noon
Feb. 26	at Florida State	8 p.m.
March 2	Maryland	11 a.m.
March 6	at NC State	8 p.m.
March 10	Virginia Tech	1 p.m.
March 14-17	at ACC Tournament	TBA

GENERAL INFO

Founded: 1834
Location: Winston-Salem, N.C.
Enrollment: 4,775
President: Dr. Nathan O. Hatch
Athletic Director: Ron Wellman
Nickname: Demon Deacons
Colors: Old Gold and Black
Conference: Atlantic Coast Conference
Home Arena: Lawrence Joel Coliseum
Capacity: 14,665
Athletic Dept. Phone: (336) 758-5616
Ticket Office Phone: (888) 758-DEAC
Web site: WakeForestSports.com

COACHING STAFF

Head Coach: Jeff Bzdelik
Alma Mater (Year): Illinois-Chicago (1976)
Career Record: 132-147 (Nine years)
Record at Wake Forest: 21-42 (Two years)
Assistant Coaches (Alma mater, Year):
Jeff Battle (Marshall, 1995)
Rusty LaRue (Wake Forest, 1996)
Walt Corbean (Xavier, 1991)
Basketball Office Phone: (336) 758-5622

MEDIA RELATIONS

Basketball SID: Scott Wortman
Office Phone: (336) 758-6099
Cell Phone: (419) 203-4229
E-mail: wortmasm@wfu.edu
Press Row Phone: (336) 727-2945
SID Mailing Address:
1834 Wake Forest Road
Miller Center Suite 310
Winston-Salem, NC 27106

THE DEMON DEACONS

2011-12 Record: 13-18 (4-12, t-9th)
Final 2012 AP Ranking: None
2012 Postseason Play: None
Lettermen Returning/Lost: 6/8
Starters Returning/Lost: 2/3

TOP RETURNING PLAYERS

Travis McKie, Jr., 16.1 ppg, 7.0 rpg
C.J. Harris, Sr., 16.7 ppg, 3.1 rpg

2010-11 RESULTS

Nov. 11	Loyola (Md.)	W, 75-63
Nov. 16	Georgia Southern	W, 81-72
Nov. 20	North Carolina Central	W, 93-79
Nov. 24	vs. Dayton	L, 76-80
Nov. 25	vs. Arizona State	L, 56-84
Nov. 27	vs. Texas Tech	W, 70-61
Nov. 30	at Nebraska	W, 55-53
Dec. 3	Richmond	L, 62-70
Dec. 7	at High Point	W, 87-83
Dec. 10	at Seton Hall	L, 54-68
Dec. 18	Gardner-Webb	W, 67-59
Dec. 21	UNC Wilmington	W, 87-78
Dec. 29	Yale	W, 72-71
Jan. 2	Wofford	L, 52-56
Jan. 7	Virginia Tech	W, 58-55
Jan. 11	at Maryland	L, 64-70
Jan. 14	NC State	L, 40-76
Jan. 19	at Duke	L, 73-91
Jan. 21	at Boston College	W, 71-56
Jan. 25	Florida State	L, 52-75
Jan. 28	at Clemson	L, 60-71
Jan. 31	North Carolina	L, 53-68
Feb. 4	at NC State	L, 76-87
Feb. 8	at Virginia	L, 44-68
Feb. 11	Clemson	L, 58-78
Feb. 15	Georgia Tech	W, 59-50
Feb. 18	at Miami	L, 56-74
Feb. 25	Boston College	W, 85-56
Feb. 28	Duke	L, 71-79
March 3	at Georgia Tech	L, 62-69
March 8-11	vs. Maryland	L, 60-82

USC

MONDAY, DEC. 3 | 7 P.M.
LINCOLN, NEB. (DEVANEY CENTER)



Kevin O'Neill
Head Coach



Jio Fontan
Senior Guard

GENERAL INFO

Founded: 1880
Location: Los Angeles, Calif.
Enrollment: 38,000
President: C.L. Max Nikias
Athletic Director: Pat Haden
Nickname: Trojans
Colors: Garnet and Gold
Conference: Pacific-12
Home Arena: Galen Center
Capacity: 10,258
Athletic Dept. Phone: (213) 740-3843
Ticket Office Phone: (213) 740-4672
Web site: usctrojans.com

COACHING STAFF

Head Coach: Kevin O'Neill
Alma Mater (Year): McGill (1979)
Career Record: 229-249 (15 years)
Record at USC: 41-55 (Three years)
Assistant Coaches (Alma mater, Year):
Dieter Horton (Cal State Fullerton, 1994)
Bob Cantu (Chapman, 1997)
Tony Miller (Marquette, 1995)
Basketball Office Phone: (213) 740-3815

MEDIA RELATIONS

Basketball SID: David Tuttle
Office Phone: (213) 740-8480
Cell Phone: (213) 725-3102
E-mail: davidtut@usc.edu
Press Row Phone: (213) 740-3900
SID Mailing Address:
HPER-103
Los Angeles, CA 90089-0601

THE TROJANS

2011-12 Record: 6-26 (1-17 Pac-12, 12th)
Final 2012 AP Ranking: None
2012 Postseason Play: None
Lettermen Returning/Lost: 7/5
Starters Returning/Lost: 8/6

TOP RETURNING PLAYERS

Jio Fontan, Sr., 10.5 ppg, 3.9 rpg in 2010-11
Aaron Fuller, Sr., 10.6 ppg, 5.9 rpg
Dewayne Dedmon, Jr., 7.6 ppg, 5.5 rpg

2012-13 SCHEDULE

Nov. 9	Coppin State	10 p.m.
Nov. 13	Long Beach State	8:30 p.m.
Nov. 19	vs. Illinois	11 p.m.
Nov. 20	vs. Texas/Chaminade	4/9:30 p.m.
Nov. 21	vs. TBA	TBA
Nov. 25	San Diego State	9 p.m.
Dec. 3	at Nebraska	7 p.m.
Dec. 5	at New Mexico	TBD
Dec. 8	Minnesota	9:30 p.m.
Dec. 15	UC Riverside	6 p.m.
Dec. 20	UC Irvine	10 p.m.
Dec. 22	at Georgia	TBD
Dec. 30	Dayton	6 p.m.
Jan. 3	Stanford	9 p.m.
Jan. 5	California	10 p.m.
Jan. 10	at Colorado	9 p.m.
Jan. 12	at Utah	5 p.m.
Jan. 17	Oregon	10 p.m.
Jan. 19	Oregon State	7 p.m.
Jan. 24	at Arizona State	9:30 p.m.
Jan. 26	at Arizona	7:30 p.m.
Jan. 30	at UCLA	9 p.m.
Feb. 7	Washington State	10:30 p.m.
Feb. 10	Washington	9 p.m.
Feb. 14	at Stanford	10 p.m.
Feb. 17	at California	9 p.m.
Feb. 24	UCLA	2:30 p.m.
Feb. 27	Arizona	8:30 p.m.
March 2	Arizona State	2 p.m.
March 6	at Washington	10:30 p.m.
March 9	at Washington State	5:30 p.m.
March 13-16	at Pac-12 Tournament	TBA

2011-12 RESULTS

Nov. 11	Cal State Northridge	W, 66-59
Nov. 14	Nebraska	L, 61-64 (2OT)
Nov. 17	at San Diego State	L, 54-56
Nov. 19	Cal Poly	L, 36-42
Nov. 22	Morgan State	W, 65-62
Nov. 25	at UNLV	L, 55-66
Nov. 26	vs. South Carolina	W, 63-60
Nov. 30	at UC Riverside	W, 56-35
Dec. 3	at Minnesota	L, 40-55
Dec. 10	New Mexico	L, 41-44
Dec. 17	Georgia	L, 59-63
Dec. 19	TCU	W, 83-59
Dec. 22	Kansas	L, 47-63
Dec. 29	at California	L, 49-53
Dec. 31	at Stanford	L, 43-51
Jan. 5	Arizona State	L, 53-62
Jan. 8	Arizona	L, 46-57
Jan. 15	UCLA	L, 47-66
Jan. 19	at Oregon	L, 62-65
Jan. 21	at Oregon State	L, 59-78
Jan. 26	Colorado	L, 50-74
Jan. 28	Utah	W, 62-45
Feb. 2	at Washington State	L, 53-60
Feb. 4	at Washington	L, 41-69
Feb. 9	California	L, 49-75
Feb. 12	Stanford	L, 47-59
Feb. 15	at UCLA	L, 54-64
Feb. 23	at Arizona	L, 54-70
Feb. 25	at Arizona State	L, 52-56
March 1	Washington	L, 58-80
March 3	Washington State	L, 38-43
March 7	vs. UCLA	L, 40-55

CREIGHTON

THURSDAY, DEC. 6 | 7 P.M.
LINCOLN, NEB. (DEVANEY CENTER)



Greg McDermott
Head Coach



Doug McDermott
Junior Forward

GENERAL INFO

Founded: 1878
Location: Omaha, Neb.
Enrollment: 7,736
President: Rev. Timothy R. Lannon, S.J.
Athletic Director: Bruce Rasmussen
Nickname: Bluejays
Colors: Blue and White
Conference: Missouri Valley
Home Arena: CenturyLink Center Omaha
Capacity: 17,260
Athletic Dept. Phone: (402) 280-2720
Ticket Office Phone: (402) 280-5297
Web site: gocreighton.com

COACHING STAFF

Head Coach: Greg McDermott
Alma Mater (Year): Northern Iowa (1988)
Career Record: 332-217 (18 years)
Record at CU: 52-22 (Two years)
Assistant Coaches (Alma mater, Year):
Darian DeVries (Northern Iowa, 1998)
Steve Lutz (Texas Lutheran, 1995)
Steve Merfeld (Wisconsin-La Crosse, 1984)
Basketball Office Phone: (402) 280-1795

MEDIA RELATIONS

Basketball SID: Rob Anderson
Office Phone: (402) 280-5544
Cell Phone: (402) 660-5854
E-mail: randerson@creighton.edu
Press Row Phone: (402) 599-6640
SID Mailing Address:
2500 California Plaza
Omaha, NE 68178

THE BLUEJAYS

2010-11 Record: 29-6 (14-4 MVC, 2nd)
Final 2012 AP Ranking: 19th
2011 Postseason Play: NCAA Third Round
Lettermen Returning/Lost: 10/4
Starters Returning/Lost: 4/1

TOP RETURNING PLAYERS

Doug McDermott, Jr., 22.9 ppg, 8.2 rpg
Gregory Echenique, Sr., 9.7 ppg, 7.3 rpg

2012-13 SCHEDULE

Nov. 9	North Texas	7:05 p.m.
Nov. 14	UAB	7:05 p.m.
Nov. 18	Presbyterian	2:05 p.m.
Nov. 20	Longwood	7:05 p.m.
Nov. 23	vs. Wisconsin	9 p.m.
Nov. 24	vs. Arizona State/Arkansas	TBA
Nov. 28	Boise State	7:05 p.m.
Dec. 1	Saint Joseph's	2 p.m.
Dec. 6	at Nebraska	7 p.m.
Dec. 9	Akron	1:05 p.m.
Dec. 15	at California	10 p.m.
Dec. 19	Tulsa	7:05 p.m.
Dec. 29	Evansville	7:05 p.m.
Jan. 2	at Illinois State	7:05 p.m.
Jan. 5	Indiana State	2:05 p.m.
Jan. 8	Drake	7:05 p.m.
Jan. 11	at Missouri State	7:05 p.m.
Jan. 15	Northern Iowa	7 p.m.
Jan. 19	at Wichita State	3 p.m.
Jan. 23	at Drake	7:05 p.m.
Jan. 27	at Southern Illinois	TBA
Jan. 30	Missouri State	7:05 p.m.
Feb. 2	Bradley	2:05 p.m.
Feb. 6	at Indiana State	6:05 p.m.
Feb. 9	Illinois State	9 p.m.
Feb. 13	at Northern Iowa	7:05 p.m.
Feb. 16	at Evansville	2 p.m.
Feb. 19	Southern Illinois	7:05 p.m.
Feb. 22-24	at BracketBusters	TBA
Feb. 27	at Bradley	7:05 p.m.
March 2	Wichita State	TBA
March 7-10	at MVC Tournament	TBA

2011-12 RESULTS

Nov. 11	North Carolina A&T	W, 96-61
Nov. 13	Chicago State	W, 95-61
Nov. 16	at UAB	W, 70-60
Nov. 20	vs. Iowa	W, 82-59
Nov. 25	Campbell	W, 104-81
Nov. 30	at San Diego State	W, 85-83
Dec. 4	Nebraska	W, 76-66
Dec. 10	at Saint Joseph's	L, 71-80
Dec. 17	Houston Baptist	W, 97-62
Dec. 19	at Tulsa	W, 83-64
Dec. 22	Northwestern	W, 87-79
Dec. 28	Missouri State	L, 65-77
Dec. 31	at Wichita State	W, 68-61
Jan. 3	Drake	W, 76-59
Jan. 7	at Bradley	W, 92-83
Jan. 10	Northern Iowa	W, 63-60
Jan. 13	at Illinois State	W, 87-79
Jan. 15	Southern Illinois	W, 90-71
Jan. 18	at Missouri State	W, 66-65
Jan. 21	Indiana State	W, 75-49
Jan. 25	at Drake	W, 77-69
Jan. 28	Bradley	W, 73-59
Feb. 1	Illinois State	W, 102-74
Feb. 4	at Northern Iowa	L, 62-65
Feb. 7	at Evansville	L, 57-65
Feb. 11	Wichita State	L, 68-89
Feb. 14	at Southern Illinois	W, 88-69
Feb. 18	Long Beach State	W, 81-79
Feb. 21	Evansville	W, 93-92
Feb. 25	at Indiana State	W, 61-60
March 2	vs. Drake	W, 68-61
March 3	vs. Evansville	W, 99-71
March 4	vs. Illinois State	W, 83-79
March 16	vs. Alabama	W, 58-57
March 18	vs. North Carolina	L, 73-87

OREGON

SATURDAY, DEC. 15 | 3:30 P.M.
EUGENE, ORE. (MATTHEW KNIGHT ARENA)



Dana Altman
Head Coach



E.J. Singler
Senior Forward

GENERAL INFO

Founded: 1876
 Location: Eugene, Ore.
 Enrollment: 24,000
 President: Michael R. Gottfredson
 Athletic Director: Rob Mullens
 Nickname: Ducks
 Colors: Green and Yellow
 Conference: Pacific-12
 Home Arena: Matthew Knight Arena
 Capacity: 12,369
 Athletic Dept. Phone: (541) 346-4481
 Ticket Office Phone: (541) 346-4461
 Web site: goducks.com

COACHING STAFF

Head Coach: Dana Altman
 Alma Mater (Year): Eastern New Mexico (1980)
 Career Record: 455-271 (23 years)
 Record at Oregon: 45-28 (Two years)
 Assistant Coaches (Alma mater, Year):
 Kevin McKenna (Creighton, 1993)
 Brian Fish (Marshall, 1989)
 Tony Stubblefield (Nebraska-Omaha, 1995)
 Basketball Office Phone: (541) 346-4346

MEDIA RELATIONS

Basketball SID: Andy McNamara
 Office Phone: (541) 346-2253
 Cell Phone: (541) 543-0123
 E-mail: mcnamara@uoregon.edu
 Press Row Phone: (541) 346-4496
 SID Mailing Address:
 Len Casanova Athletic Center
 2727 Leo Harris Parkway
 Eugene, OR 97401

THE DUCKS

2011-12 Record: 24-10 (13-5, 1-2nd)
 Final 2012 AP Ranking: None
 2012 Postseason Play: NIT Quarterfinals
 Lettermen Returning/Lost: 2/3
 Starters Returning/Lost: 5/6

TOP RETURNING PLAYERS

E.J. Singler, Sr., 13.6 ppg, 5.6 rpg
 Tony Woods, Sr., 6.8 ppg, 3.5 rpg

2012-13 SCHEDULE

Nov. 10	Northern Arizona.....	6:30 p.m.
Nov. 12	Portland State	8:30 p.m.
Nov. 16	Vanderbilt	10 p.m.
Nov. 19	Jacksonville State.....	10 p.m.
Nov. 23	at UNLV.....	8 p.m.
Nov. 24	vs. Cincinnati/Iowa State	TBA
Nov. 29	Texas-San Antonio	9 p.m.
Dec. 1	Arkansas-Pine Bluff	9:30 p.m.
Dec. 8	Idaho State	5 p.m.
Dec. 15	Nebraska	3:30 p.m.
Dec. 19	at UTEP	TBA
Dec. 22	Houston Baptist	2 p.m.
Dec. 31	Nevada	6 p.m.
Jan. 6	at Oregon State	9 p.m.
Jan. 10	Arizona	8 p.m.
Jan. 13	Arizona State	8 p.m.
Jan. 17	at USC.....	10 p.m.
Jan. 19	at UCLA.....	3 p.m.
Jan. 23	Washington State	8:30 p.m.
Jan. 26	Washington	6 p.m.
Jan. 30	at Stanford	10 p.m.
Feb. 2	at California	3:30 p.m.
Feb. 7	Colorado.....	9 p.m.
Feb. 9	Utah.....	7 p.m.
Feb. 13	at Washington	10 p.m.
Feb. 16	at Washington State.....	6 p.m.
Feb. 21	California	8 p.m.
Feb. 23	Stanford	7 p.m.
Feb. 28	Oregon State	10 p.m.
March 7	at Colorado	8 p.m.
March 9	at Utah.....	1:30 p.m.
March 13-16	at Pac-12 Tournament	TBA

2011-12 RESULTS


Nov. 11	at Vanderbilt.....	L, 64-78
Nov. 17	Eastern Washington	W, 73-65
Nov. 20	SE Missouri State.....	W, 86-61
Nov. 23	at Nebraska	W, 83-76
Nov. 29	UTEP	W, 64-59
Dec. 3	at BYU.....	L, 65-79
Dec. 10	Fresno State.....	W, 74-70
Dec. 12	Portland State.....	W, 79-70
Dec. 18	Virginia	L, 54-67
Dec. 20	North Carolina Central	W, 58-45
Dec. 21	Prairie View A&M.....	W, 74-66
Dec. 22	Stephen F. Austin.....	W, 55-45
Dec. 29	at Washington State	W, 92-75
Dec. 31	at Washington	L, 60-76
Jan. 5	Stanford.....	W, 78-67
Jan. 8	California	L, 60-77
Jan. 12	at Arizona State	W, 67-58
Jan. 14	at Arizona	W, 59-57
Jan. 19	USC.....	W, 65-62
Jan. 21	UCLA	W, 75-68
Jan. 29	Oregon State	L, 71-76
Feb. 2	at Utah.....	W, 79-68
Feb. 4	at Colorado.....	L, 71-72
Feb. 9	Washington	W, 82-57
Feb. 11	Washington State	W, 78-69
Feb. 16	at California.....	L, 83-86
Feb. 19	at Stanford.....	W, 68-64
Feb. 26	at Oregon State	W, 74-73
March 1	Colorado.....	W, 90-81
March 3	Utah.....	W, 94-48
March 8	vs. Colorado	L, 62-63
March 13	LSU	W, 96-76
March 18	Iowa	W, 108-97
March 20	at Washington.....	L, 86-90

JACKSONVILLE STATE

TUESDAY, DEC. 18 | 8 P.M.
LINCOLN, NEB. (DEVANEY CENTER)



James Green
Head Coach



Brian Williams
Junior Guard

GENERAL INFO

Founded: 1883
 Location: Jacksonville, Ala.
 Enrollment: 9,504
 President: Dr. William A. Meehan
 Athletic Director: Warren Koegel
 Nickname: Gamecocks
 Colors: Red and White
 Conference: Ohio Valley
 Home Arena: Pete Mathews Coliseum
 Capacity: 5,500
 Athletic Dept. Phone: (256) 782-5368
 Ticket Office Phone: (256) 782-TIXX
 Web site: jsugamecocksports.com

COACHING STAFF

Head Coach: James Green
 Alma Mater (Year): Mississippi (1983)
 Career Record: 209-239 (15 years)
 Record at Jacksonville State: 42-79 (Four years)
 Assistant Coaches (Alma mater, Year):
 Tom Schubert (Mississippi St, 1980)
 Reggie Sharp (Auburn, 2001)
 Eugene Harris (Florida State, 1979)
 Basketball Office Phone: (256) 782-5535

MEDIA RELATIONS

Basketball SID: Josh Underwood
 Office Phone: (256) 782-5915
 Cell Phone: (256) 453-0545
 E-mail: underwood@jsu.edu
 Press Row Phone: (256) 782-5528
 SID Mailing Address:
 700 Pelham Road North
 Jacksonville, AL 36265

THE GAMECOCKS

2011-12 Record: 15-18 (8-8, 6th)
 Final 2012 AP Ranking: None
 2012 Postseason Play: None
 Lettermen Returning/Lost: 7/5
 Starters Returning/Lost: 4/1

TOP RETURNING PLAYERS

Brian Williams, Jr., 13.2 ppg, 3.1 apg
 Ronnie Boggs, Sr., 7.4 ppg, 4.5 rpg

2012-13 SCHEDULE

Nov. 9	Reinhardt.....	7 p.m.
Nov. 11	Eastern Michigan.....	2 p.m.
Nov. 15	Alabama A&M	7 p.m.
Nov. 17	at UNLV.....	9 p.m.
Nov. 19	at Oregon	10 p.m.
Nov. 23	vs. Northern Arizona	TBA
Nov. 24	vs. Campbell/NC A&T	TBA
Dec. 1	at Alcorn State.....	TBA
Dec. 11	Martin Methodist.....	7 p.m.
Dec. 15	at Presbyterian.....	6 p.m.
Dec. 18	at Nebraska	8 p.m.
Dec. 29	Tennessee Tech.....	4:30 p.m.
Dec. 31	at UT Martin	7:30 p.m.
Jan. 3	Belmont.....	7 p.m.
Jan. 5	Tennessee State.....	4:30 p.m.
Jan. 10	at SIU Edwardsville	7 p.m.
Jan. 12	at Eastern Illinois	6 p.m.
Jan. 17	at Tennessee State.....	7 p.m.
Jan. 19	Eastern Kentucky	3:30 p.m.
Jan. 24	Austin Peay.....	7 p.m.
Jan. 26	Murray State.....	4:30 p.m.
Feb. 2	Morehead State.....	4:30 p.m.
Feb. 9	at Tennessee Tech	TBA
Feb. 14	at Morehead State	6 p.m.
Feb. 16	at Eastern Kentucky	6 p.m.
Feb. 20	Southeast Missouri.....	7 p.m.
Feb. 23	at BracketBuster.....	TBA
March 2	at Belmont.....	4 p.m.
March 6-9	at Ohio Valley Conference Tournament	

2011-12 RESULTS

Nov. 11	Miles College	W, 87-64
Nov. 13	at Marshall	L, 44-58
Nov. 15	at Cincinnati	L, 59-73
Nov. 19	Alabama State	W, 78-65
Nov. 25	at Northwestern State	L, 61-66 (OT)
Nov. 27	vs. Weber State	L, 61-69
Nov. 28	vs. San Francisco State	L, 68-71
Dec. 1	at USC Upstate.....	L, 48-50
Dec. 10	vs. Southern	W, 55-50
Dec. 11	at Tulane	L, 51-59
Dec. 17	Eastern Kentucky.....	L, 53-59
Dec. 19	Reinhardt	W, 81-75
Dec. 28	vs. Arkansas-Pine Bluff	W, 78-55
Dec. 29	vs. Colorado State.....	L, 56-79
Dec. 31	at SIU-Edwardsville.....	L, 61-66
Jan. 2	at Southeast Missouri.....	L, 56-74
Jan. 5	Morehead State.....	L, 55-63
Jan. 7	Tennessee State.....	W, 72-65
Jan. 12	at Murray State	L, 55-66
Jan. 14	at Austin Peay	L, 57-60
Jan. 19	at Tennessee Tech	W, 63-62
Jan. 26	Eastern Illinois	W, 63-45
Jan. 28	SIU-Edwardsville.....	W, 76-65
Jan. 30	USC Upstate.....	L, 77-82
Feb. 2	at UT Martin	W, 85-74
Feb. 4	Tennessee Tech.....	L, 68-76
Feb. 8	at Morehead State	W, 69-55
Feb. 14	at Tennessee State.....	L, 64-69 (OT)
Feb. 18	Presbyterian	W, 67-48
Feb. 23	Southeast Missouri State	W, 69-59
Feb. 25	UT-Martin	W, 77-46
Feb. 29	vs Austin Peay.....	W, 75-70
March 1	vs Morehead State	L, 54-68

CENTRAL MICHIGAN

SATURDAY, DEC. 22 | 6 P.M.
EL PASO, TEXAS (DON HASKINS CENTER)



Keno Davis
 Head Coach



Olivier Mbaigoto
 Senior Forward

GENERAL INFO

Founded: 1892
 Location: Mount Pleasant, Mich.
 Enrollment: 27,693
 President: Dr. George E. Ross
 Athletic Director: Dave Heeke
 Nickname: Chippewas
 Colors: Maroon and Gold
 Conference: Mid-American
 Home Arena: McGuirk Arena
 Capacity: 5,300
 Athletic Dept. Phone: (989) 774-3041
 Ticket Office Phone: 888-FIREUP-2
 Web site: cmuchippewas.com

COACHING STAFF

Head Coach: Keno Davis
 Alma Mater (Year): Iowa (1995)
 Career Record: 74-55 (Four years)
 Record at Central Michigan: 0-0 (First Year)
 Assistant Coaches (Alma mater, Year):
 Kyle Gerdeman (Southeast Missouri State, 1998)
 Kevin Gamble (Iowa, 1987)
 Jeff Smith (Alma College, 1995)
 Basketball Office Phone: (989) 774-4302

MEDIA RELATIONS

Basketball SID: Jason Kaufman
 Office Phone: (989) 774-7614
 Cell Phone: (989) 621-9070
 E-mail: jason.kaufman@cmich.edu
 Press Row Phone: (989) 774-3579
 SID Mailing Address:
 Central Michigan Univ. Athletic Communications
 Rose Center 100
 Mount Pleasant, MI 48859

THE CHIPPEWAS

2011-12 Record: 11-21 (5-11, 5rd West)
 Final 2012 AP Ranking: None
 2012 Postseason Play: None
 Lettermen Returning/Lost: 4/9
 Starters Returning/Lost: 1/4

TOP RETURNING PLAYER

Olivier Mbaigoto, Sr., 7.1 ppg, 4.8 rpg

2012-13 SCHEDULE

Nov. 12	at IowaTBA
Nov. 16	Olivet 6 p.m.
Nov. 21	vs. Wright State 6 p.m.
Nov. 23	at Utah 6 p.m.
Nov. 24	vs. Idaho StateTBA
Nov. 28	Bradley 6 p.m.
Dec. 2	Niagara 1 p.m.
Dec. 8	at Charlotte 6:30 p.m.
Dec. 16	at PepperdineTBA
Dec. 20	Texas State 6 p.m.
Dec. 22	vs. Nebraska 10 p.m.
Dec. 23	vs. UTEP/Arkansas-Pine BluffTBA
Dec. 29	at MichiganTBA
Jan. 9	Bowling Green 6 p.m.
Jan. 12	Toledo 6 p.m.
Jan. 15	Eastern Michigan 6 p.m.
Jan. 19	Ball State 6 p.m.
Jan. 23	Northern Illinois 6 p.m.
Jan. 26	Western Michigan 6 p.m.
Jan. 30	BuffaloTBA
Feb. 2	Miami 6 p.m.
Feb. 5	AkronTBA
Feb. 9	Kent State 6 p.m.
Feb. 13	Ohio 6 p.m.
Feb. 16	Toledo 6 p.m.
Feb. 23	ESPN BracketbusterTBA
Feb. 27	Ball State 6 p.m.
March 2	Northern Illinois 7 p.m.
March 5	Eastern Michigan 6 p.m.
March 8/9	Western MichiganTBA
March 13-16	at MAC TournamentTBA

2011-12 RESULTS

Nov. 12	Ferris StateW, 65-60
Nov. 15	CharlotteL, 75-77 (2OT)
Nov. 21	at PepperdineW, 67-57
Nov. 24	vs. New Mexico StateL, 49-78
Nov. 25	vs. UC IrvineW, 82-72
Nov. 26	vs. DartmouthW, 65-48
Dec. 3	at TempleL, 74-86
Dec. 10	at Tennessee StateL, 57-65
Dec. 13	at MinnesotaL, 56-76
Dec. 16	Illinois-ChicagoW, 70-67
Dec. 18	at Iowa StateL, 52-59
Dec. 20	at NebraskaL, 69-72
Dec. 22	at Wright StateL, 42-60
Jan. 7	ToledoW, 85-69
Jan. 11	at Eastern MichiganW, 60-56
Jan. 14	at Northern IllinoisL, 66-74
Jan. 18	Ball StateL, 52-73
Jan. 21	at Western MichiganL, 61-64
Jan. 25	at Bowling GreenL, 58-71
Jan. 28	AkronL, 64-74
Jan. 31	Kent StateL, 60-67
Feb. 4	at OhioL, 42-68
Feb. 8	BuffaloL, 62-66
Feb. 11	at MiamiL, 50-69
Feb. 14	Eastern MichiganW, 55-52
Feb. 18	Texas A&M-Corpus ChristiL, 47-49
Feb. 22	at ToledoL, 67-72
Feb. 26	Northern IllinoisW, 74-64
Feb. 29	at Ball StateL, 52-61
March 2	Western MichiganW, 76-70
March 5	at Bowling GreenW, 54-53
March 7	vs. ToledoL, 72-75

UTEP

SUNDAY, DEC. 23 | 6/8 P.M.
EL PASO, TEXAS (DON HASKINS CENTER)



GENERAL INFO

Founded: 1914
 Location: El Paso, Texas
 Enrollment: 22,640
 President: Dr. Diana Natalicio
 Athletic Director: Bob Stull
 Nickname: Miners
 Colors: Dark Blue, Orange, Silver Accent
 Conference: Conference USA
 Home Arena: Don Haskins Center
 Capacity: 12,000
 Athletic Dept. Phone: (915) 747-5347
 Ticket Office Phone: (915) 747-5234
 Web site: utepathletics.com

COACHING STAFF

Head Coach: Tim Floyd
 Alma Mater (Year): Louisiana Tech (1977)
 Career Record: 368-207 (18 years)
 Record at UTEP: 40-27 (Two years)
 Assistant Coaches (Alma mater, Year):
 Phil Johnson (East Central Oklahoma, 1981)
 Ken DeWeese (Mary Hardin-Baylor, 2004)
 Greg Foster (UTEP, 2011)
 Basketball Office Phone: (915) 747-5323

MEDIA RELATIONS

Basketball SID: Jeff Darby
 Office Phone: (915) 747-6652
 Cell Phone: (915) 204-0642
 E-mail: jdarby@utep.edu
 Press Row Phone: (915) 747-5154
 SID Mailing Address:
 Brumbelow Building Room 126
 201 Glory Road
 El Paso, TX 79902

THE MINERS

2011-12 Record: 15-17 (7-9 CUSA, 8th)
 Final 2012 AP Ranking: None
 2012 Postseason Play: None
 Lettermen Returning/Lost: 6/4
 Starters Returning/Lost: 3/2

TOP RETURNING PLAYERS

John Bohannon, Jr., 11.5 ppg, 7.3 rpg
 Julian Washburn, So., 11.2 ppg, 3.5 rpg

ARKANSAS PINE BLUFF

SUNDAY, DEC. 23 | 6/8 P.M.
EL PASO, TEXAS (DON HASKINS CENTER)



GENERAL INFO

Founded: 1873
 Location: Pine Bluff, Ark.
 Enrollment: 3,800
 Interim Chancellor: Dr. Calvin Johnson
 Athletic Director: Lonza Hardy Jr.
 Nickname: Golden Lions
 Colors: Black and Gold
 Conference: Southwestern Athletic Conference
 Home Arena: H.O. Clemmons Arena
 Capacity: 4,500
 Athletic Dept. Phone: (870) 575-7950
 Ticket Office Phone: (870) 575-8601
 Web site: uapblionsroar.com

COACHING STAFF

Head Coach: George Ivory
 Alma Mater (Year): Mississippi Valley State (1988)
 Career Record: 53-100 (Four years)
 Record at UAPB: Same
 Assistant Coaches (Alma mater, Year):
 Kenneth Broyles (Arkansas Pine Bluff, 2003)
 Ed McCarter (UAB, 1975)
 Matthew Smith (New Orleans, 1990)
 Basketball Office Phone: (870) 575-8657

MEDIA RELATIONS

Basketball SID: Edrin Nicholson
 Office Phone: (870) 575-7949
 E-mail: nicholson@uapb.edu
 Cell Phone: (870) 794-5177
 Press Row Phone: (870) 543-8210
 SID Mailing Address:
 1200 N. University Drive #4891
 Pine Bluff, AR 71601

THE GOLDEN LIONS

2011-12 Record: 11-22 (9-9 SWAC, 6th)
 Final 2012 AP Ranking: None
 2012 Postseason Play: None
 Lettermen Returning/Lost: 9/5
 Starters Returning/Lost: 3/2

TOP RETURNING PLAYERS

Mitchell Anderson, Jr, 11.2 ppg, 6.3 rpg
 Daniel Broughton, Jr, 10.7 ppg, 6.0 rpg

NICHOLLS STATE

SATURDAY, DEC. 29 | 2 P.M.
LINCOLN, NEB. (DEVANEY CENTER)



OHIO STATE

WEDNESDAY, JAN. 2 | 5:30 P.M.
COLUMBUS, OHIO (VALUE CITY ARENA)



SATURDAY, FEB. 2 | 6 P.M.
LINCOLN, NEB. (DEVANEY CENTER)



J.P. Piper
 Head Coach



Sam McBeath
 Senior Forward

2012-13 SCHEDULE

Nov. 10	at Vanderbilt.....	TBA
Nov. 13	Mobile.....	6:30 p.m.
Nov. 16	at Missouri.....	TBA
Nov. 26	New Orleans.....	6:30 p.m.
Dec. 1	at Michigan State.....	11 a.m.
Dec. 4	at Tulane.....	7 p.m.
Dec. 12	at New Orleans.....	7 p.m.
Dec. 20	at Utah State.....	9:05 p.m.
Dec. 21	vs. Southern Illinois.....	6:30 p.m.
Dec. 22	vs. UC Davis.....	6:30 p.m.
Dec. 29	at Nebraska.....	2 p.m.
Jan. 3	Central Arkansas.....	7:30 p.m.
Jan. 5	Oral Roberts.....	4 p.m.
Jan. 7	at McNeese State.....	7:30 p.m.
Jan. 12	at Southeastern Louisiana.....	4 p.m.
Jan. 17	at Northwestern State.....	7:30 p.m.
Jan. 19	at Stephen F. Austin.....	6 p.m.
Jan. 24	TAMUCC.....	7:30 p.m.
Jan. 26	Sam Houston State.....	4 p.m.
Jan. 31	at Oral Roberts.....	7:30 p.m.
Feb. 2	at Central Arkansas.....	4 p.m.
Feb. 9	Southeastern Louisiana.....	2 p.m.
Feb. 14	Stephen F. Austin.....	7:30 p.m.
Feb. 16	Northwestern State.....	4 p.m.
Feb. 19	at Lamar.....	6 p.m.
Feb. 23	at BracketBusters.....	TBA
Feb. 28	at Sam Houston State.....	7:45 p.m.
March 2	at TAMUCC.....	7:30 p.m.
March 7	Lamar.....	7:30 p.m.
March 9	McNeese State.....	4 p.m.
March 13-16	at Southland Tournament.....	TBA

GENERAL INFO

Founded: 1948
 Location: Thibodaux, La.
 Enrollment: 6,088
 President: Dr. Stephen Hulbert
 Athletic Director: Rob Bernardi
 Nickname: Colonels
 Colors: Red and Gray
 Conference: Southland
 Home Arena: Stoper Gym
 Capacity: 3,800
 Athletic Dept. Phone: (985) 448-4794
 Ticket Office Phone: (985) 448-4790
 Web site: geauxcolonels.com

COACHING STAFF

Head Coach: J.P. Piper
 Alma Mater (Year): Southeastern Louisiana (1991)
 Career Record: 88-143 (Eight years)
 Record at Nicholls State: Same
 Assistant Coaches (Alma mater, Year):
 Rennie Bailey (Louisiana Tech, 1987)
 Terry Parker (Louisiana Tech, 2006)
 Mike Czepil (Nicholls State University, 2010)
 Basketball Office Phone: (985) 448-4280

MEDIA RELATIONS

Basketball SID: Clyde Verdin
 Office Phone: (985) 448-4281
 Cell Phone: (985) 518-9452
 E-mail: Clyde.Verdin@nicholls.edu
 Press Row Phone: (985) 448-4294
 SID Mailing Address:
 Nicholls State University Athletics
 P.O. Box 2032
 Thibodaux, La. 70310

THE COLONELS

2011-12 Record: 10-20 (6-10, Southland, 4th East)
 Final 2012 AP Ranking: None
 2012 Postseason Play: None
 Lettermen Returning/Lost: 4/1
 Starters Returning/Lost: 9/5

TOP RETURNING PLAYERS

Sam McBeath, Sr., 8.0 ppg, 4.8 rpg
 Dantrell Thomas, Jr., 11.7 ppg, 3.3 rpg



Thad Matta
 Head Coach



Deshaun Thomas
 Junior Guard

2012-13 SCHEDULE

Nov. 9	vs. Marquette.....	6 p.m.
Nov. 11	Albany.....	1 p.m.
Nov. 17	vs. Rhode Island.....	4 p.m.
Nov. 18	vs. Washington/Seton Hall.....	3:30 p.m.
Nov. 23	UMKC.....	5 p.m.
Nov. 28	at Duke.....	8:30 p.m.
Dec. 1	Northern Kentucky.....	3:30 p.m.
Dec. 8	Long Beach State.....	11 a.m.
Dec. 12	Savannah State.....	6 p.m.
Dec. 15	UNC Asheville.....	11 a.m.
Dec. 18	Winthrop.....	6 p.m.
Dec. 22	Kansas.....	3 p.m.
Dec. 29	Chicago State.....	3:30 p.m.
Jan. 2	Nebraska.....	5:30 p.m.
Jan. 5	at Illinois.....	1:15 p.m.
Jan. 8	at Purdue.....	8 p.m.
Jan. 13	Michigan.....	12:30/3:30 p.m.
Jan. 19	at Michigan State.....	5 p.m.
Jan. 22	Iowa.....	5:30 p.m.
Jan. 26	at Penn State.....	11 a.m.
Jan. 29	Wisconsin.....	6 p.m.
Feb. 2	at Nebraska.....	6 p.m.
Feb. 5	at Michigan.....	8 p.m.
Feb. 10	Indiana.....	Noon
Feb. 14	Northwestern.....	6 p.m.
Feb. 17	at Wisconsin.....	Noon
Feb. 20	Minnesota.....	6 p.m.
Feb. 24	Michigan State.....	TBA
Feb. 28	at Northwestern.....	6 p.m.
March 5	at Indiana.....	8 p.m.
March 10	Illinois.....	TBA
March 14-17	at Big Ten Tournament.....	TBA

GENERAL INFO

Founded: 1870
 Location: Columbus, Ohio
 Enrollment: 56,867
 President: Gordon Gee
 Athletic Director: Eugene Smith
 Nickname: Buckeyes
 Colors: Scarlet and Grey
 Conference: Big Ten
 Home Arena: Value City Arena
 Capacity: 19,049
 Athletic Dept. Phone: (614) 292-7572
 Ticket Office Phone: (614) 292-2624
 Web site: ohiostatebuckeyes.com

COACHING STAFF

Head Coach: Thad Matta
 Alma Mater (Year): Butler (1990)
 Career Record: 323-96 (12 years)
 Record at Ohio State: 221-65 (Eight years)
 Assistant Coaches (Alma mater, Year):
 Dave Dickerson (Maryland, 1990)
 Jeff Boals (Ohio University, 1995)
 Chris Jent (Ohio State, 2006)
 Basketball Office Phone: (614) 292-0505

MEDIA RELATIONS

Basketball SID: Dan Wallenberg
 Office Phone: (614) 292-6861
 Cell Phone: (614) 266-4306
 E-mail: wallenberg.1@osu.edu
 Press Row Phone: (614) 688-5330
 SID Mailing Address:
 610 Fawcett Center
 2400 Olentangy River Rd.
 Columbus, OH 43210

THE BUCKEYES

2010-11 Record: 31-8 (13-5, t-1st)
 Final 2011 AP Ranking: 7th
 2011 Postseason Play: NCAA Final Four
 Lettermen Returning/Lost: 9/4
 Starters Returning/Lost: 3/2

TOP RETURNING PLAYERS

Deshaun Thomas, Jr., 15.9 ppg, 5.4 rpg
 Aaron Craft, Jr., 8.8 ppg, 4.6 apg

2011-12 RESULTS

Nov. 11	Wright State.....	W, 73-42
Nov. 15	Florida.....	W, 81-74
Nov. 18	Jackson State.....	W, 85-41
Nov. 21	North Florida.....	W, 85-50
Nov. 23	VMI.....	W, 107-74
Nov. 25	Valparaiso.....	W, 80-47
Nov. 29	Duke.....	W, 85-63
Dec. 3	Texas-Pan American.....	W, 64-35
Dec. 10	at Kansas.....	L, 64-78
Dec. 14	USC-Upstate.....	W, 82-58
Dec. 17	at South Carolina.....	W, 74-66
Dec. 20	Lamar.....	W, 70-50
Dec. 22	Miami (Ohio).....	W, 69-40
Dec. 28	Northwestern.....	W, 87-54
Dec. 31	at Indiana.....	L, 70-74
Jan. 3	Nebraska.....	W, 71-40
Jan. 7	at Iowa.....	W, 76-47
Jan. 10	at Illinois.....	L, 74-79
Jan. 15	Indiana.....	W, 80-63
Jan. 21	at Nebraska.....	W, 79-45
Jan. 25	Penn State.....	W, 78-54
Jan. 29	Michigan.....	W, 64-49
Feb. 4	at Wisconsin.....	W, 58-52
Feb. 7	Purdue.....	W, 87-84
Feb. 12	Michigan State.....	L, 48-58
Feb. 14	at Minnesota.....	W, 78-68
Feb. 18	at Michigan.....	L, 51-56
Feb. 21	Illinois.....	W, 83-67
Feb. 26	Wisconsin.....	L, 60-63
Feb. 29	at Northwestern.....	W, 75-73
March 4	at Michigan State.....	W, 72-70
March 9	vs. Purdue.....	W, 88-71
March 10	vs. Michigan.....	W, 77-75
March 11	vs. Michigan State.....	L, 68-68
March 15	vs. Loyola (Md.).....	W, 78-59
March 17	vs. Gonzaga.....	W, 73-66
March 22	vs. Cincinnati.....	W, 81-66
March 24	vs. Syracuse.....	W, 77-70
March 31	vs. Kansas.....	L, 62-64

WISCONSIN



SUNDAY, JAN. 6 | TBA
LINCOLN, NEB. (DEVANEY CENTER)



TUESDAY, FEB. 26 | 8 P.M.
MADISON, WIS. (KOHL CENTER)



Bo Ryan
Head Coach



Jared Berggren
Senior Forward

GENERAL INFO

Founded: 1848
Location: Madison, Wis.
Enrollment: 42,099
Chancellor: David Ward
Athletic Director: Barry Alvarez
Nickname: Badgers
Colors: Cardinal and White
Conference: Big Ten
Home Arena: Kohl Center
Capacity: 17,230
Athletic Dept. Phone: (608) 262-1866
Ticket Office Phone: 800-GO-BADGERS
Web site: UWBadgers.com

COACHING STAFF

Head Coach: Bo Ryan
Alma Mater (Year): Wilkes College, (1969)
Career Record: 651-204 (28 years)
Record at Wisconsin: 268-101 (11 years)
Assistant Coaches (Alma mater, Year):
Greg Gard (UW-Platteville, 1995)
Gary Close (Arizona State, 1978)
Lamont Paris (Wooster, 1996)
Basketball Office Phone: (608) 265-4597

MEDIA RELATIONS

Basketball SID: Patrick Herb
Office Phone: (608) 890-2477
Cell Phone: (608) 957-2085
E-mail: PAH@athletics.wisc.edu
Press Row Phone: (608) 265-4333
SID Mailing Address:
Kellner Hall
1440 Monroe Street
Madison, WI 53711

THE BADGERS

2011-12 Record: 26-10 (12-6, 4th)
Final 2012 AP Ranking: 14th
2011 Postseason Play: NCAA Sweet 16
Lettermen Returning/Lost: 12/2
Starters Returning/Lost: 4/1

TOP RETURNING PLAYERS

Jared Berggren, Sr., 10.5 ppg, 4.9 rpg
Ryan Evans, Sr., 11.0 ppg, 6.8 rpg
Josh Gasser, Jr., 7.6 ppg, 4.2 rpg, 1.9 apg

2012-13 SCHEDULE

Nov. 11	Southeastern Louisiana	1 p.m.
Nov. 14	at Florida	6 p.m.
Nov. 18	Cornell	5 p.m.
Nov. 20	Presbyterian	7 p.m.
Nov. 23	vs. Creighton	9 p.m.
Nov. 24	vs. Arizona State/Arkansas	TBA
Nov. 28	Virginia	6 p.m.
Dec. 2	California	1/3 p.m.
Dec. 4	Nebraska-Omaha	7 p.m.
Dec. 8	at Marquette	5 p.m.
Dec. 12	Green Bay	8 p.m.
Dec. 12	Milwaukee	8 p.m.
Dec. 29	Samford	1 p.m.
Jan. 3	Penn State	5:30/7:30 p.m.
Jan. 6	at Nebraska	TBA
Jan. 12	Illinois	1:15 p.m.
Jan. 15	at Indiana	8 p.m.
Jan. 19	at Iowa	7 p.m.
Jan. 22	Michigan State	6 p.m.
Jan. 26	Minnesota	1 p.m.
Jan. 29	at Ohio State	6 p.m.
Feb. 3	at Illinois	2:30 p.m.
Feb. 6	Iowa	8 p.m.
Feb. 9	Michigan	11 a.m.
Feb. 14	at Minnesota	6 p.m.
Feb. 17	Ohio State	Noon
Feb. 20	at Northwestern	8 p.m.
Feb. 26	Nebraska	8 p.m.
March 2/3	Purdue	TBA
March 7	at Michigan State	8 p.m.
March 10	at Penn State	11 a.m.
March 14-17	at Big Ten Tournament	TBA

2011-12 RESULTS


Nov. 12	Kennesaw State	W, 85-31
Nov. 16	Colgate	W, 68-41
Nov. 19	Wofford	W, 69-33
Nov. 22	UMKC	W, 77-31
Nov. 25	vs. Bradley	W, 66-43
Nov. 26	vs. BYU	W, 73-56
Nov. 30	at North Carolina	L, 57-60
Dec. 3	Marquette	L, 54-61
Dec. 7	UW-Green Bay	W, 70-42
Dec. 10	UNLV	W, 62-51
Dec. 13	at UW-Milwaukee	W, 60-54
Dec. 15	Savannah State	W, 66-33
Dec. 23	Mississippi Valley State	W, 79-45
Dec. 27	at Nebraska	W, 64-40
Dec. 31	Iowa	L, 65-72
Jan. 3	Michigan State	L, 60-63 (OT)
Jan. 8	at Michigan	L, 41-59
Jan. 12	at Purdue	W, 67-62
Jan. 15	Nebraska	W, 50-45
Jan. 18	Northwestern	W, 77-57
Jan. 22	at Illinois	W, 67-63
Jan. 26	Indiana	W, 57-50
Jan. 31	at Penn State	W, 52-46
Feb. 4	Ohio State	L, 52-58
Feb. 9	at Minnesota	W, 68-61 (OT)
Feb. 16	at Michigan State	L, 55-69
Feb. 19	Penn State	W, 65-55
Feb. 23	at Iowa	L, 66-67
Feb. 26	at Ohio State	W, 63-60
Feb. 28	Minnesota	W, 52-45
March 4	vs. Illinois	W, 70-56
March 9	vs. Indiana	W, 79-71
March 10	vs. Michigan State	L, 52-65
March 15	vs. Montana	W, 73-49
March 17	vs. Vanderbilt	W, 60-57
March 22	vs. Syracuse	L, 63-64

MICHIGAN

WEDNESDAY, JAN. 9 | 6 P.M.
ANN ARBOR, MICH. (CRISLER ARENA)



John Beilein
Head Coach



Trey Burke
Sophomore Guard

GENERAL INFO

Founded: 1817
Location: Ann Arbor, Mich.
Enrollment: 40,365
President: Mary Sue Coleman
Athletic Director: Dave Brandon
Nickname: Wolverines
Colors: Maize and Blue
Conference: Big Ten
Home Arena: Crisler Arena
Capacity: 12,721
Athletic Dept. Phone: (734) 647-BLUE
Ticket Office Phone: (734) 764-0247
Web site: mgoblue.com

COACHING STAFF

Head Coach: John Beilein
Alma Mater (Year): Wheeling Jesuit (1975)
Career Record: 642-395 (34 years)
Record at Michigan: 97-77 (Five years)
Assistant Coaches (Alma mater, Year):
Jeff Meyer (Taylor, 1976)
Bacari Alexander (Detroit, 1999)
LaVall Jordan (Butler, 2001)
Basketball Office Phone: (734) 763-5504

MEDIA RELATIONS

Basketball SID: Tom Wywrot
Office Phone: (734) 647-1268
Cell Phone: (734) 320-1148
E-mail: twywrot@umich.edu
Press Row Phone: (734) 998-7978
SID Mailing Address:
Hartwig Building, Second Floor
1100 South State Street
Ann Arbor, MI 48109-2201

THE WOLVERINES

2011-12 Record: 24-10 (13-5, t-1st)
Final 2012 AP Ranking: 13th
2012 Postseason Play: NCAA Second Round
Lettermen Returning/Lost: 10/6
Starters Returning/Lost: 3/2

TOP RETURNING PLAYERS

Trey Burke, So., 14.8 ppg, 4.6 apg
Tim Hardaway Jr., Sr., 14.6 ppg, 3.8 rpg

2012-13 SCHEDULE

Nov. 9	Slippery Rock	7:30 p.m.
Nov. 12	IUPUI	8 p.m.
Nov. 13	Cleveland St./Bowling Green	7 p.m.
Nov. 21	NIT Tipoff Semifinal	6/8 p.m.
Nov. 23	NIT Tipoff Final	1:30/3:30 p.m.
Nov. 27	North Carolina State	6:30 p.m.
Dec. 1	at Bradley	3 p.m.
Dec. 4	Western Michigan	7:30 p.m.
Dec. 8	Arkansas	11 a.m.
Dec. 11	Binghamton	6 p.m.
Dec. 15	West Virginia	7 p.m.
Dec. 20	Eastern Michigan	7:30 p.m.
Dec. 29	Central Michigan	6 p.m.
Jan. 3	at Northwestern	6 p.m.
Jan. 6	Iowa	TBA
Jan. 9	Nebraska	6 p.m.
Jan. 13	at Ohio State	12:30/3:30 p.m.
Jan. 17	at Minnesota	6 p.m.
Jan. 24	Purdue	6 p.m.
Jan. 27	at Illinois	5 p.m.
Jan. 30	Northwestern	5:30 p.m.
Feb. 2	at Indiana	8 p.m.
Feb. 5	Ohio State	8 p.m.
Feb. 9	at Wisconsin	11 a.m.
Feb. 12	at Michigan State	8 p.m.
Feb. 17	Penn State	11 a.m.
Feb. 24	Illinois	TBA
Feb. 27	at Penn State	6:30 p.m.
March 2/3	Michigan State	TBA
March 6	at Purdue	6 p.m.
March 10	Indiana	TBA
March 14-17	at Big Ten Tournament	TBA

2011-12 RESULTS

Nov. 11	Ferris State	W, 59-33
Nov. 14	Towson	W, 64-47
Nov. 17	Western Illinois	W, 59-55
Nov. 21	vs. Memphis	W, 73-61
Nov. 22	vs. Duke	L, 72-85
Nov. 23	vs. UCLA	W, 79-63
Dec. 29	at Virginia	L, 58-70
Dec. 3	Iowa State	W, 76-66
Dec. 10	vs. Oakland	W, 90-80
Dec. 13	Arkansas-Pine Bluff	W, 63-50
Dec. 17	Alabama A&M	W, 87-57
Dec. 22	Bradley	W, 77-66
Dec. 29	Penn State	W, 71-53
Jan. 1	Minnesota	W, 61-56
Jan. 5	at Indiana	L, 71-73
Jan. 8	Wisconsin	W, 59-41
Jan. 11	Northwestern	W, 66-64 (OT)
Jan. 14	at Iowa	L, 59-75
Jan. 17	Michigan State	W, 60-59
Jan. 21	at Arkansas	L, 64-66
Jan. 24	at Purdue	W, 66-64
Jan. 29	at Ohio State	L, 49-64
Feb. 1	Indiana	W, 68-56
Feb. 5	at Michigan State	L, 54-64
Feb. 8	at Nebraska	W, 46-62
Feb. 12	Illinois	W, 70-61
Feb. 18	Ohio State	W, 56-51
Feb. 21	at Northwestern	W, 67-55 (OT)
Feb. 25	Purdue	L, 61-75
March 1	at Illinois	W, 72-61
March 4	at Penn State	W, 71-65
March 9	vs. Minnesota	W, 73-69 (OT)
March 10	vs. Ohio State	L, 55-77
March 16	vs. Ohio	L, 60-65

MICHIGAN STATE

PURDUE



SUNDAY, JAN. 13 | TBA
EAST LANSING MICH. (BRESLIN CENTER)



SATURDAY, FEB. 16 | 7 P.M.
LINCOLN, NEB. (DEVANEY CENTER)



Tom Izzo
Head Coach



Adreian Payne
Junior Center

2012-13 SCHEDULE

Nov. 9	vs. Connecticut.....	4:30 p.m.
Nov. 13	vs. Kansas.....	6 p.m.
Nov. 18	Texas Southern.....	11 a.m.
Nov. 20	Boise State.....	7 p.m.
Nov. 23	Oakland.....	7:15 p.m.
Nov. 25	Louisiana-Lafayette.....	11 a.m.
Nov. 28	at Miami (Fla.).....	6:30 p.m.
Dec. 1	Nicholls State.....	11 a.m.
Dec. 5	Arkansas-Pine Bluff.....	7 p.m.
Dec. 8	Loyola Chicago.....	1 p.m.
Dec. 15	Tuskegee.....	8 p.m.
Dec. 18	at Bowling Green.....	6 p.m.
Dec. 22	Texas.....	1 p.m.
Dec. 31	at Minnesota.....	1 p.m.
Jan. 5	Purdue.....	11 a.m.
Jan. 10	at Iowa.....	6 p.m.
Jan. 13	Nebraska.....	TBA
Jan. 16	at Penn State.....	6 p.m.
Jan. 19	Ohio State.....	5 p.m.
Jan. 22	at Wisconsin.....	6 p.m.
Jan. 27	at Indiana.....	Noon
Jan. 31	Illinois.....	6 p.m.
Feb. 6	Minnesota.....	6 p.m.
Feb. 9	at Purdue.....	6 p.m.
Feb. 12	Michigan.....	8 p.m.
Feb. 16	at Nebraska.....	7 p.m.
Feb. 19	Indiana.....	6 p.m.
Feb. 24	at Ohio State.....	TBA
March 2/3	at Michigan.....	TBA
March 7	vs. Wisconsin.....	8 p.m.
March 10	vs. Northwestern.....	TBA
March 14-17	at Big Ten Tournament.....	TBA

GENERAL INFO

Founded: 1855
Location: East Lansing, Mich.
Enrollment: 49,800
President: Dr. Lou Anna K. Simon
Athletic Director: Mark Hollis
Nickname: Spartans
Colors: Green and White
Conference: Big Ten
Home Arena: Breslin Center
Capacity: 14,797
Athletic Dept. Phone: (517) 355-1623
Ticket Office Phone: (517) 355-1610
Web site: msuspartans.com

COACHING STAFF

Head Coach: Tom Izzo
Alma Mater (Year): Northern Michigan (1977)
Career Record: 412-169 (17 years)
Record at Michigan State: Same
Assistant Coaches (Alma mater, Year):
Dwayne Stephens (Michigan State, 1993)
Mike Garland (Northern Michigan, 1977)
Dane Fife (Indiana, 2002)
Basketball Office Phone: (517) 355-1643

MEDIA RELATIONS

Basketball SID: Matt Larson
Office Phone: (517) 355-2271
Cell Phone: (517) 927-6421
E-mail: larson@ath.msu.edu
Press Row Phone: (517) 353-1626
SID Mailing Address:
2-22 Breslin Center
Michigan State University
East Lansing, MI 48824

THE SPARTANS

2011-12 Record: 29-8 (13-5, t-1st)
Final 2012 AP Ranking: Fifth
2012 Postseason Play: NCAA Sweet 16
Lettermen Returning/Lost: 11/5
Starters Returning/Lost: 3/2

TOP RETURNING PLAYERS

Keith Appling, Jr., 11.4 ppg, 3.9 rpg
Adreian Payne, Jr., 7.0 ppg, 4.2 rpg



Matt Painter
Head Coach



D.J. Byrd
Senior Guard

2012-13 SCHEDULE

Nov. 9	Bucknell.....	6 p.m.
Nov. 11	Hofstra.....	1 p.m.
Nov. 15	vs. Villanova.....	8:30 p.m.
Nov. 16	vs. Alabama/Oregon St.....	4/6:30 p.m.
Nov. 21	UNC-Wilmington.....	7 p.m.
Nov. 28	at Clemson.....	6:15 p.m.
Dec. 1	Xavier.....	1:15 p.m.
Dec. 4	Lamar.....	5:30 p.m.
Dec. 8	at Eastern Michigan.....	1 p.m.
Dec. 15	vs. Notre Dame.....	3:30 p.m.
Dec. 18	Ball State.....	6 p.m.
Dec. 29	William & Mary.....	1 p.m.
Jan. 2	Illinois.....	7:30 p.m.
Jan. 5	at Michigan State.....	11 a.m.
Jan. 8	Ohio State.....	8 p.m.
Jan. 13	Penn State.....	TBA
Jan. 16	at Nebraska.....	8 p.m.
Jan. 19	West Virginia.....	1 p.m.
Jan. 24	at Michigan.....	6 p.m.
Jan. 27	Iowa.....	2:30 p.m.
Jan. 30	Indiana.....	7:30 p.m.
Feb. 2	at Northwestern.....	11 a.m.
Feb. 5	at Penn State.....	6 p.m.
Feb. 9	Michigan State.....	6 p.m.
Feb. 13	at Illinois.....	8 p.m.
Feb. 16	at Indiana.....	1 p.m.
Feb. 24	Northwestern.....	TBA
Feb. 27	at Iowa.....	7:30 p.m.
March 2/3	at Wisconsin.....	TBA
March 6	Michigan.....	6 p.m.
March 9	Minnesota.....	11 a.m.
March 14-17	at Big Ten Tournament.....	TBA

GENERAL INFO

Founded: 1869
Location: West Lafayette, Ind.
Enrollment: 39,697
Interim President: Tim Sands
Athletic Director: Morgan J. Burke
Nickname: Boilermakers
Colors: Old Gold and Black
Conference: Big Ten
Home Arena: Mackey Arena
Capacity: 14,846
Athletic Dept. Phone: (765) 494-3189
Ticket Office Phone: (800) 49-SPORT
Web site: purduesports.com

COACHING STAFF

Head Coach: Matt Painter
Alma Mater (Year): Purdue (1994)
Career Record: 185-82 (Eight years)
Record at Purdue: 160-77 (Seven years)
Assistant Coaches (Alma mater, Year)
Jack Owens (Eastern Illinois, 1999)
Micah Shrewsbury (Hanover, 1999)
Greg Gary (Tulane, 1992)
Basketball Office Phone: (765) 494-3214

MEDIA RELATIONS

Basketball SID: Cory Walton
Office Phone: (765) 494-3201
Cell Phone: (765) 337-2063
E-mail: cdwalton@purdue.edu
Press Row Phone: (765) 494-6365
SID Mailing Address:
Mackey Arena, Room 2235
900 John R. Wooden Drive
West Lafayette, IN 47907

THE BOILERMAKERS

2011-12 Record: 22-13 (10-8, 6th)
Final 2012 AP Ranking: None
2012 Postseason Play: NCAA Third Round
Lettermen Returning/Lost: 8/4
Starters Returning/Lost: 2/3

TOP RETURNING PLAYERS

D.J. Byrd, Sr., 8.9 ppg, 2.3 rpg
Terone Johnson, Jr., 9.2 ppg, 3.4 rpg

2011-12 RESULTS

Nov. 11	Northern Illinois.....	W, 78-46
Nov. 14	High Point.....	W, 65-49
Nov. 17	vs. Iona.....	W, 96-34
Nov. 18	vs. Temple.....	W, 85-77
Nov. 20	vs. Alabama.....	L, 65-56
Nov. 23	vs. Western Michigan.....	W, 80-37
Nov. 26	Coppin State.....	W, 78-57
Nov. 29	Miami.....	W, 76-65
Dec. 3	at Xavier.....	L, 66-63
Dec. 7	Western Carolina.....	W, 65-60
Dec. 10	Eastern Michigan.....	W, 61-36
Dec. 17	vs. Butler.....	L, 67-65
Dec. 20	IPFW.....	W, 81-56
Dec. 28	at Iowa.....	W, 79-76
Dec. 31	Illinois.....	W, 75-60
Jan. 5	at Penn State.....	L, 65-45
Jan. 8	at Minnesota.....	W, 79-66
Jan. 12	Wisconsin.....	L, 67-62
Jan. 17	Iowa.....	W, 75-68
Jan. 21	at Michigan State.....	L, 83-58
Jan. 24	Michigan.....	L, 66-64
Jan. 28	at Northwestern.....	W, 58-56
Feb. 4	Indiana.....	L, 78-61
Feb. 7	at Ohio State.....	L, 87-84
Feb. 15	at Illinois.....	W, 67-62
Feb. 19	Michigan State.....	L, 76-62
Feb. 22	Nebraska.....	W, 83-65
Feb. 25	at Michigan.....	W, 75-61
Feb. 29	Penn State.....	W, 80-56
March 4	at Indiana.....	L, 85-74
March 8	vs. Nebraska.....	W, 79-61
March 9	vs. Ohio State.....	L, 88-71
March 16	vs. St. Mary's (Calif.).....	W, 72-69
March 18	vs. Kansas.....	L, 63-60

PENN STATE



SATURDAY, JAN. 19 | NOON
UNIVERSITY PARK, PA. (BRYCE JORDAN CENTER)



SATURDAY, FEB. 9 | 8 P.M.
LINCOLN, NEB. (DEVANEY CENTER)



Patrick Chambers
Head Coach



Tim Frazier
Senior Guard

GENERAL INFO

Founded: 1855
Location: University Park, Pa.
Enrollment: 43,831
Chancellor: Dr. Rodney Erickson
Athletic Director: Dr. Dave Joyner
Nickname: Nittany Lions
Colors: Blue and White
Conference: Big Ten
Home Arena: Bryce Jordan Center
Capacity: 15,261
Athletic Dept. Phone: 1-800-NITTANY
Ticket Office Phone: (800) 863-3336
Web site: GoPSUsports.com

COACHING STAFF

Head Coach: Patrick Chambers
Alma Mater (Year): Philadelphia University (1994)
Career Record: 54-48 (Three years)
Record at Penn State: 12-20 (One year)
Assistant Coaches (Alma mater, Year):
Eugene Burroughs (Richmond, 1994)
Keith Urgo (Fairfield, 2002)
Brian Daly (Saint Joseph's, 1992)
Basketball Office Phone: (814) 865-5494

MEDIA RELATIONS

Basketball SID: Brian Siegrist
Office Phone: (814) 865-1757
Cell Phone: (814) 777-5126
E-mail: tbs1@psu.edu
Press Row Phone: (814) 863-3294
SID Mailing Address:
101 D Bryce Jordan Center
University Park, PA 16802-7101

THE NITTANY LIONS

2011-12 Record: 12-20 (4-14, t-11th)
Final 2012 AP Ranking: None
2012 Postseason Play: None
Lettermen Returning/Lost: 9/4
Starters Returning/Lost: 3/2

TOP RETURNING PLAYERS

Tim Frazier, Sr., 18.8 ppg, 6.2 apg, 4.7 rpg
Jermaine Marshall, Jr., 10.8 ppg, 4.1 rpg

2012-13 SCHEDULE

Nov. 9	St. Francis (PA)	7 p.m.
Nov. 15	vs. North Carolina State	5 p.m.
Nov. 16	vs. Providence/Massachusetts	TBA
Nov. 18	TBA	TBA
Nov. 23	Bucknell	3:30 p.m.
Nov. 28	Boston College	8:15 p.m.
Dec. 1	Pennsylvania	1 p.m.
Dec. 5	at La Salle	6 p.m.
Dec. 8	Army	3 p.m.
Dec. 15	Delaware State	1 p.m.
Dec. 23	New Hampshire	10 a.m.
Dec. 29	Duquesne	3 p.m.
Jan. 3	at Wisconsin	5:30/7:30 p.m.
Jan. 7	Indiana	6 p.m.
Jan. 10	Northwestern	7 p.m.
Jan. 13	at Purdue	TBA
Jan. 16	Michigan State	6 p.m.
Jan. 19	Nebraska	Noon
Jan. 23	at Indiana	6 p.m.
Jan. 26	Ohio State	11 a.m.
Jan. 31	at Iowa	7 p.m.
Feb. 5	Purdue	6 p.m.
Feb. 9	at Nebraska	8 p.m.
Feb. 14	Iowa	8 p.m.
Feb. 17	at Michigan	11 a.m.
Feb. 21	at Illinois	7:15 p.m.
Feb. 27	Michigan	5:30 p.m.
March 2/3	at Minnesota	TBA
March 7	at Northwestern	6 p.m.
March 10	Wisconsin	11 a.m.
March 14-17	at Big Ten Tournament	TBA

2011-12 RESULTS

Nov. 12	Hartford	W, 70-55
Nov. 14	Radford	W, 62-46
Nov. 16	Long Island	W, 77-68
Nov. 19	vs. Kentucky	L, 47-85
Nov. 20	vs. South Florida	W, 53-49
Nov. 23	Youngstown State	W, 82-71
Nov. 26	at Saint Joseph's	L, 47-65
Nov. 30	at Boston College	W, 62-54
Dec. 4	Ole Miss	L, 70-72
Dec. 7	Lafayette	L, 57-61
Dec. 10	at Duquesne	L, 59-66
Dec. 18	Mount St. Mary's	W, 72-43
Dec. 21	Cornell	W, 74-67
Dec. 29	at Michigan	L, 53-71
Jan. 1	at Northwestern	L, 56-68
Jan. 5	Purdue	W, 65-45
Jan. 8	Indiana	L, 82-88
Jan. 11	at Nebraska	L, 58-70
Jan. 15	Minnesota	L, 66-80
Jan. 19	Illinois	W, 54-52
Jan. 22	at Indiana	L, 54-73
Jan. 25	at Ohio State	L, 54-78
Jan. 31	Wisconsin	L, 46-52
Feb. 4	at Iowa	L, 64-77
Feb. 8	at Michigan State	L, 57-77
Feb. 11	Nebraska	W, 67-51
Feb. 16	Iowa	W, 69-64
Feb. 19	at Wisconsin	L, 55-65
Feb. 25	Northwestern	L, 66-67
Feb. 29	at Purdue	L, 56-80
March 4	Michigan	L, 65-71
March 8	vs. Indiana	L, 58-75

ILLINOIS



TUESDAY, JAN. 22 | 7:30 P.M.
LINCOLN, NEB. (DEVANEY CENTER)



SATURDAY, MARCH 2 | 2/4:15 P.M.
CHAMPAIGN, ILL. (ASSEMBLY HALL)



John Groce
Head Coach



Brandon Paul
Senior Guard

GENERAL INFO

Founded: 1867
Location: Urbana-Champaign, Ill.
Enrollment: 42,605
President: Robert A. Easter
Athletic Director: Mike Thomas
Nickname: Fighting Illini
Colors: Orange and Blue
Conference: Big Ten
Home Arena: Assembly Hall
Capacity: 16,618
Athletic Dept. Phone: (217) 333-3631
Ticket Office Phone: (217) 333-3470
Web site: fightingillini.com

COACHING STAFF

Head Coach: John Groce
Alma Mater (Year): Taylor (1994)
Career Record: 85-56 (Four years)
Record at Illinois: 0-0 (First year)
Assistant Coaches (Alma mater, Year):
Dustin Ford (Ohio, 2001)
Paris Parham (Minnesota State, 1995)
Jamall Walker (St. Louis, 2000)
Basketball Office Phone: (217) 333-3400

MEDIA RELATIONS

Basketball SID: Derrick Burson
Office Phone: (217) 333-1391
Cell Phone: (217) 766-7315
E-mail: burson@illinois.edu
Press Row Phone: (217) 333-1227
SID Mailing Address:
Bielfeldt Athletics Administration Building
1700 South Fourth St.
Champaign, IL 61820

THE FIGHTING ILLINI

2011-12 Record: 17-15 (6-12, t-9th)
Final 2012 AP Ranking: None
2012 Postseason Play: None
Lettermen Returning/Lost: 9/3
Starters Returning/Lost: 4/1

TOP RETURNING PLAYERS

D.J. Richardson, Jr., 11.6 ppg, 3.0 rpg
Brandon Paul, Sr., 14.7 ppg, 4.7 rpg

2012-13 SCHEDULE

Nov. 9	Colgate	7 p.m.
Nov. 12	St. Francis (N.Y.)	7 p.m.
Nov. 16	at Hawaii	11:30 p.m.
Nov. 19	vs. USC	11 p.m.
Nov. 20	vs. Texas/Chaminade	TBA
Nov. 21	vs. TBA	TBA
Nov. 25	Gardner-Webb	3 p.m.
Nov. 28	Georgia Tech	8 p.m.
Dec. 4	Western Carolina	7 p.m.
Dec. 8	at Gonzaga	9 p.m.
Dec. 11	Norfolk State	7 p.m.
Dec. 16	Eastern Kentucky	5 p.m.
Dec. 22	vs. Missouri	5 p.m.
Dec. 29	vs. Auburn	1:15 p.m.
Jan. 2	at Purdue	7:30 p.m.
Jan. 5	Ohio State	1:15 p.m.
Jan. 9	Minnesota	8 p.m.
Jan. 12	at Wisconsin	1:15 p.m.
Jan. 17	Northwestern	7:15 p.m.
Jan. 22	at Nebraska	7:30 p.m.
Jan. 27	Michigan	5 p.m.
Jan. 31	at Michigan State	6 p.m.
Feb. 3	Wisconsin	2:30 p.m.
Feb. 7	Indiana	6 p.m.
Feb. 10	at Minnesota	5 p.m.
Feb. 13	Purdue	8 p.m.
Feb. 17	at Northwestern	6:30 p.m.
Feb. 21	Penn State	7:15 p.m.
Feb. 24	at Michigan	TBA
March 2	Nebraska	2/4:15 p.m.
March 5	at Iowa	6 p.m.
March 10	at Ohio State	TBA
March 14-17	at Big Ten Tournament	TBA

2011-12 RESULTS

Nov. 11	Loyola-Chicago	W, 67-49
Nov. 14	SIU Edwardsville	W, 66-46
Nov. 17	Lipscomb	W, 79-64
Nov. 22	vs. Richmond	W, 70-61
Nov. 23	vs. Illinois State	W, 63-59
Nov. 27	Chicago State	W, 90-43
Nov. 29	at Maryland	W, 71-62
Dec. 3	Gonzaga	W, 82-75
Dec. 7	St. Bonaventure	W, 48-43
Dec. 11	Coppin State	W, 80-63
Dec. 17	vs. UNLV	L, 48-64
Dec. 19	Cornell	W, 64-60
Dec. 22	vs. Missouri	L, 74-78
Dec. 27	Minnesota	W, 81-72 (2OT)
Dec. 31	at Purdue	L, 60-75
Jan. 4	at Northwestern	W, 57-56
Jan. 7	Nebraska	W, 59-54
Jan. 10	Ohio State	W, 79-74
Jan. 19	at Penn State	L, 52-54
Jan. 22	Wisconsin	L, 63-67
Jan. 28	at Minnesota	L, 72-77 (OT)
Jan. 31	Michigan State	W, 42-41
Feb. 5	Northwestern	L, 70-74
Feb. 9	at Indiana	L, 71-84
Feb. 12	at Michigan	L, 61-70
Feb. 15	Purdue	L, 62-67
Feb. 18	at Nebraska	L, 57-80
Feb. 21	at Ohio State	L, 67-83
Feb. 26	Iowa	W, 65-54
March 1	Michigan	L, 61-72
March 4	at Wisconsin	L, 56-70
March 8	vs. Iowa	L, 61-64

NORTHWESTERN

**SATURDAY, JAN. 26 | 2 P.M.
LINCOLN, NEB. (DEVANEY CENTER)**



*Bill Carmody
Head Coach*



*Drew Crawford
Junior Guard*

GENERAL INFO

Founded: 1851
Location: Evanston, Ill.
Enrollment: 8,367
President: Morton O. Schapiro
Athletic Director: Jim Phillips
Nickname: Wildcats
Colors: Purple and White
Conference: Big Ten
Home Arena: Welsh-Ryan Arena
Capacity: 8,117
Athletic Dept. Phone: (847) 491-8880
Ticket Office Phone: 888-GO-PURPLE
Web site: NUsports.com

COACHING STAFF

Head Coach: Bill Carmody
Alma Mater (Year): Union College (1970)
Career Record: 271-216 (16 years)
Record at Northwestern: 179-191 (12 years)
Assistant Coaches (Alma mater, Year):
Tavaras Hardy (Northwestern, 2002)
Fred Hill (Montclair State, 1981)
Ivan Vujic (Valparaiso, 2006)
Basketball Office Phone: (847) 491-7906

MEDIA RELATIONS

Basketball SID: Nick Brilowski
Office Phone: (847) 467-3831
Cell Phone: (847) 239-4127
E-mail: brilowski@northwestern.edu
Press Row Phone: (847) 491-8852
SID Mailing Address:
Anderson Hall
1501 Central Street
Evanston, IL 60208

THE WILDCATS

2011-12 Record: 19-14 (8-10, 7th)
Final 2012 AP Ranking: None
2012 Postseason Play: NIT Second Round
Lettermen Returning/Lost: 7/4
Starters Returning/Lost: 4/1

TOP RETURNING PLAYERS

Drew Crawford, Jr., 16.1 ppg, 4.7 rpg
Reggie Hearn, Sr., 7.4 ppg, 3.7 rpg

2012-13 SCHEDULE

Nov. 13	Texas Southern7 p.m.
Nov. 15	Mississippi Valley State7 p.m.
Nov. 18	Fairleigh Dickinson1 p.m.
Nov. 20	Delaware State7 p.m.
Nov. 23	vs. TCU7:30 p.m.
Nov. 24	vs. Illinois State/UAB4/7 p.m.
Nov. 27	Maryland8:15 p.m.
Dec. 1	UICTBA
Dec. 4	at Baylor8 p.m.
Dec. 8	Butler7 p.m.
Dec. 17	Texas State6 p.m.
Dec. 21	Stanford8 p.m.
Dec. 23	Brown12:30 p.m.
Jan. 3	Michigan6 p.m.
Jan. 6	at MinnesotaTBA
Jan. 10	at Penn State7 p.m.
Jan. 13	Iowa4:30 p.m.
Jan. 17	at Illinois7:15 p.m.
Jan. 20	IndianaNoon
Jan. 23	Minnesota8 p.m.
Jan. 26	at Nebraska2 p.m.
Jan. 30	at Michigan5:30 p.m.
Feb. 2	Purdue11 a.m.
Feb. 9	at Iowa3:30 p.m.
Feb. 14	at Ohio State6 p.m.
Feb. 17	Illinois6:30 p.m.
Feb. 20	Wisconsin8 p.m.
Feb. 24	at PurdueTBA
Feb. 28	Ohio State6 p.m.
March 7	Penn State6 p.m.
March 10	Michigan StateTBA
March 14-17	at Big Ten TournamentTBA

2011-12 RESULTS

Nov. 13	Texas-Pan AmericanW, 60-36
Nov. 17	vs. LSUW, 88-82
Nov. 18	vs. TulsaW, 69-65
Nov. 20	vs. Seton HallW, 80-73
Nov. 25	Stony BrookW, 63-58
Nov. 29	at Georgia TechW, 76-60
Dec. 2	Mississippi Valley StateW, 92-67
Dec. 4	BaylorL, 41-69
Dec. 15	Texas SouthernW, 81-51
Dec. 17	Central ConnecticutW, 70-64
Dec. 18	Eastern IllinoisW, 87-72
Dec. 22	at CreightonL, 79-87
Dec. 28	at Ohio StateL, 54-87
Jan. 1	Penn StateW, 68-56
Jan. 4	IllinoisL, 56-57
Jan. 11	at MichiganL, 64-66 (OT)
Jan. 14	Michigan StateW, 81-74
Jan. 18	at WisconsinL, 57-77
Jan. 22	at MinnesotaL, 52-75
Jan. 28	PurdueL, 56-58
Feb. 2	NebraskaW, 84-74
Feb. 5	at IllinoisW, 74-70
Feb. 9	IowaW, 83-64
Feb. 12	at PurdueL, 77-87
Feb. 15	at IndianaL, 66-71
Feb. 18	MinnesotaW, 64-53
Feb. 21	MichiganL, 55-67 (OT)
Feb. 25	at Penn StateW, 67-66
Feb. 29	Ohio StateL, 73-75
March 3	at IowaW, 70-66
March 8	vs. MinnesotaL, 68-75 (OT)
March 13	AkronW, 76-74
March 16	at WashingtonL, 55-76

MINNESOTA

**TUESDAY, JAN. 29 | 8 P.M.
MINNEAPOLIS, MINN. (WILLIAMS ARENA)**



**WEDNESDAY, MARCH 6 | 8 P.M.
LINCOLN, NEB. (DEVANEY CENTER)**



*Tubby Smith
Head Coach*



*Trevor Mbakwe
Senior Forward*

GENERAL INFO

Founded: 1851
Location: Minneapolis, Minn.
Enrollment: 52,557
President: Dr. Eric Kaler
Athletic Director: Norwood Teague
Nickname: Golden Gophers
Colors: Maroon and Gold
Conference: Big Ten
Home Arena: Williams Arena
Capacity: 14,625
Athletic Dept. Phone: (612) 624-4497
Ticket Office Phone: (612) 624-8080
Web site: gophersports.com

COACHING STAFF

Head Coach: Tubby Smith
Alma Mater (Year): High Point (1973)
Career Record: 490-213 (21 years)
Record at Minnesota: 103-68 (Five years)
Assistant Coaches (Alma mater, Year):
Ron Jirsa (Gettysburg, 1981)
Vince Taylor (Duke, 1982)
Saul Smith (Kentucky, 2001)
Basketball Office Phone: (612) 625-3085

MEDIA RELATIONS

Basketball SID: Matt Slieter
Office Phone: (612) 625-4389
Cell Phone: (612) 236-8841
E-mail: slieter@umn.edu
Press Row Phone: (612) 626-1308
SID Mailing Address:
244 Bierman Building
516 15th Ave. SE
Minneapolis, MN 55455

THE GOLDEN GOPHERS

2011-12 Record: 17-14 (6-12, 9th)
Final 2012 AP Ranking: None
2012 Postseason Play: NIT Runner Up
Lettermen Returning/Lost: 11/2
Starters Returning/Lost: 5/0

TOP RETURNING PLAYERS

Trevor Mbakwe, Sr., 14.0 ppg, 9.1 rpg
Rodney Williams, Sr., 12.2 ppg, 5.6 rpg

2012-13 SCHEDULE

Nov. 9	American7 p.m.
Nov. 12	Toledo7 p.m.
Nov. 15	Tennessee State7 p.m.
Nov. 18	Richmond6 p.m.
Nov. 22	vs. Duke2:30 p.m.
Nov. 23	vs. Memphis/VCUTBA
Nov. 24	vs. TBATBA
Nov. 27	at Florida State*6:15 p.m.
Dec. 1	North Florida1 p.m.
Dec. 4	South Dakota State7 p.m.
Dec. 8	at USC9:30 p.m.
Dec. 11	North Dakota State8 p.m.
Dec. 22	Lafayette6 p.m.
Dec. 31	Michigan State1 p.m.
Jan. 6	NorthwesternTBA
Jan. 9	at Illinois8 p.m.
Jan. 12	at Indiana11 a.m.
Jan. 17	Michigan6 p.m.
Jan. 23	at Northwestern8 p.m.
Jan. 26	at Wisconsin1 p.m.
Jan. 29	Nebraska8 p.m.
Feb. 3	IowaNoon
Feb. 6	at Michigan State6 p.m.
Feb. 10	Illinois5 p.m.
Feb. 14	Wisconsin6 p.m.
Feb. 17	at Iowa1 p.m.
Feb. 20	at Ohio State6 p.m.
Feb. 26	Indiana6 p.m.
March 2/3	Penn StateTBA
March 6	at Nebraska8 p.m.
March 9	at Purdue11 a.m.
March 14-17	at Big Ten TournamentTBA

2011-12 RESULTS

Nov. 11	BucknellW, 70-58
Nov. 14	South Dakota StateW, 71-55
Nov. 17	FairfieldW, 67-57
Nov. 21	Mount St. Mary'sW, 85-56
Nov. 24	vs. DePaulW, 86-85
Nov. 25	vs. Indiana StateW, 76-69
Nov. 27	vs. DaytonL, 70-86
Nov. 30	Virginia TechW, 65-49
Dec. 3	USCW, 55-40
Dec. 6	Appalachian StateW, 70-56
Dec. 10	St. Peter'sW, 69-47
Dec. 13	Central MichiganW, 76-56
Dec. 22	North Dakota StateW, 63-59
Dec. 27	at IllinoisL, 72-81 (2OT)
Jan. 11	at MichiganL, 56-61
Jan. 4	IowaL, 62-64
Jan. 8	PurdueL, 66-79
Jan. 12	at IndianaW, 79-74
Jan. 15	at Penn StateW, 80-66
Jan. 22	NorthwesternW, 75-52
Jan. 25	at Michigan StateL, 52-68
Jan. 28	IllinoisW, 77-72 (OT)
Feb. 1	at IowaL, 59-63
Feb. 5	at NebraskaW, 69-61
Feb. 9	WisconsinL, 61-68 (OT)
Feb. 14	Ohio StateL, 68-78
Feb. 18	at NorthwesternL, 53-64
Feb. 22	Michigan StateL, 61-66
Feb. 26	IndianaL, 50-69
Feb. 28	at WisconsinL, 45-52
March 3	NebraskaW, 81-69
March 8	vs. NorthwesternW, 75-68 (OT)
March 9	vs. MichiganL, 69-73 (OT)
March 14	at La SalleW, 70-61
March 19	at Miami (Fla.)W, 78-60
March 21	Middle Tennessee StateW, 78-72
March 27	vs. WashingtonW, 68-67 (OT)
March 29	vs. StanfordL, 51-75

INDIANA

WEDNESDAY, FEB. 13 | 6 P.M.
BLOOMINGTON, IND. (ASSEMBLY HALL)



Tom Crean
 Head Coach



Cody Zeller
 Sophomore Center

2012-13 SCHEDULE

Nov. 12	North Dakota State 6 p.m.
Nov. 15	Sam Houston State 6 p.m.
Nov. 19	vs. Georgia 4:30 p.m.
Nov. 21	vs. UCLA or Georgetown	6:30/9 p.m.
Nov. 25	Ball State 5 p.m.
Nov. 27	North Carolina 8:30 p.m.
Dec. 1	Coppin State 6:30 p.m.
Dec. 8	Central Connecticut State 5 p.m.
Dec. 15	vs. Butler 1 p.m.
Dec. 19	Mount Saint Mary 6 p.m.
Dec. 21	Florida Atlantic 6 p.m.
Dec. 28	Jacksonville 7 p.m.
Dec. 31	at Iowa 3 p.m.
Jan. 7	at Penn State 6 p.m.
Jan. 12	Minnesota 11 a.m.
Jan. 15	Wisconsin 7 p.m.
Jan. 20	at Northwestern Noon
Jan. 23	Penn State 6 p.m.
Jan. 27	Michigan State Noon
Jan. 30	at Purdue 7:30 p.m.
Feb. 02	Michigan 8 p.m.
Feb. 07	at Illinois 6 p.m.
Feb. 10	at Ohio State Noon
Feb. 13	Nebraska 6 p.m.
Feb. 16	Purdue 1 p.m.
Feb. 19	at Michigan State 6 p.m.
Feb. 26	at Minnesota 6 p.m.
March 2	Iowa 6:30 p.m.
March 5	Ohio State 8 p.m.
March 10	at Michigan TBA
March 14-17	at Big Ten Tournament TBA

GENERAL INFO

Founded: 1820
 Location: Bloomington, Ind.
 Enrollment: 42,347
 President: Michael A. McRobbie
 Athletic Director: Fred Glass
 Nickname: Hoosiers
 Colors: Cream and Crimson
 Conference: Big Ten
 Home Arena: Assembly Hall
 Capacity: 17,357
 Athletic Dept. Phone: (812) 855-1966
 Ticket Office Phone: 1-866-IUSPORTS
 Web site: IUHoosiers.com

COACHING STAFF

Head Coach: Tom Crean
 Alma Mater (Year): Central Michigan (1989)
 Career Record: 245-171 (13 years)
 Record at Indiana: 55-75 (Four years)
 Assistant Coaches (Alma mater, Year):
 Tim Buckley (Bemidji State, 1986)
 Steve McClain (Chadron State, 1994)
 Kenny Johnson (Maryland, 1999)
 Basketball Office Phone: (812) 855-2238

MEDIA RELATIONS

Basketball SID: J.D. Campbell
 Office Phone: (812) 856-0146
 Cell Phone: (812) 322-1437
 E-mail: jc56@indiana.edu
 Press Row Phone: (812) 855-2754
 SID Mailing Address:
 Athletic Media Relations, Assembly Hall
 1001 East 17th St.
 Bloomington, IN 47408

THE HOOSIERS

2011-12 Record: 27-9 (11-7, 5th)
 Final 2012 AP Ranking: 16th
 2011 Postseason Play: NCAA Sweet 16
 Lettermen Returning/Lost: 11/5
 Starters Returning/Lost: 5/0

TOP RETURNING PLAYERS

Cody Zeller, So., 15.6 ppg, 6.5 rpg
 Christian Watford, Sr. 13.4 ppg, 5.7 rpg
 Jordan Hulls, Sr., 11.7 ppg, 3.3 apg

IOWA

THURSDAY, FEB. 21 | 8 P.M.
LINCOLN, NEB. (DEVANEY CENTER)



Fran McCaffery
 Head Coach



Roy Devyn Marble
 Junior Guard

2012-13 SCHEDULE

Nov. 9	Texas-Pan American 8 p.m.
Nov. 12	Central Michigan 6:30 p.m.
Nov. 15	Howard 7 p.m.
Nov. 17	Gardner-Webb 7 p.m.
Nov. 20	vs. Western Kentucky 8:30 p.m.
Nov. 21	vs. DePaul/Wichita St.	6/8:30 p.m.
Nov. 27	at Virginia Tech 6:15 p.m.
Dec. 1	Texas A&M Corpus Christi Noon
Dec. 4	South Dakota 7 p.m.
Dec. 7	Iowa State 7 p.m.
Dec. 15	vs. UNI 1:30 p.m.
Dec. 19	South Carolina State 8 p.m.
Dec. 22	Coppin State 12 p.m.
Dec. 31	Indiana 3 p.m.
Jan. 6	at Michigan TBA
Jan. 10	Michigan State 6 p.m.
Jan. 13	at Northwestern 4:30 p.m.
Jan. 19	Wisconsin 7 p.m.
Jan. 22	at Ohio State 5:30 p.m.
Jan. 27	at Purdue 2:30 p.m.
Jan. 31	Penn State 7 p.m.
Feb. 3	at Minnesota 12 p.m.
Feb. 6	at Wisconsin 8 p.m.
Feb. 9	Northwestern 3:30 p.m.
Feb. 14	at Penn State 8 p.m.
Feb. 17	Minnesota 1 p.m.
Feb. 21	at Nebraska 8 p.m.
Feb. 27	Purdue 7:30 p.m.
March 2	at Indiana 6:30 p.m.
March 5	Illinois 6 p.m.
March 9	Nebraska 1:15 p.m.
March 14-17	at Big Ten Tournament TBA

GENERAL INFO

Founded: 1847
 Location: Iowa City, Iowa
 Enrollment: 31,498
 President: Sally Mason
 Athletic Director: Gary Barta
 Nickname: Hawkeyes
 Colors: Gold and Black
 Conference: Big Ten
 Home Arena: Carver-Hawkeye Arena
 Capacity: 15,500
 Athletic Dept. Phone: (800) 424-2957
 Ticket Office Phone: 1-800 IA-HAWKS
 Web site: hawkeyesports.com

COACHING STAFF

Head Coach: Fran McCaffery
 Alma Mater (Year): Pennsylvania (1982)
 Career Record: 280-214 (16 years)
 Record at Iowa: 29-37 (Two Years)
 Assistant Coaches (Alma mater, Year):
 Kirk Speraw (Iowa, 1980)
 Sherman Dillard (James Madison, 1978)
 Andrew Francis (LIU-Southampton, 1998)
 Basketball Office Phone: (319) 335-9444

MEDIA RELATIONS

Basketball SID: Matthew Weitzel
 Office Phone: (319) 430-8176
 Cell Phone: (319) 430-8176
 E-mail: matthew.weitzel@uiowa.edu
 Press Row Phone: (319) 335-7284
 SID Mailing Address:
 157 Carver-Hawkeye Arena
 One Elliott Drive
 Iowa City, Iowa 52242

THE HAWKEYES

2011-12 Record: 18-17 (8-10, 7th)
 Final 2012 AP Ranking: None
 2012 Postseason Play: NIT Second Round
 Lettermen Returning/Lost: 8/5
 Starters Returning/Lost: 4/2

TOP RETURNING PLAYERS

Roy Devyn Marble, Jr., 11.5 ppg, 3.8 rpg, 3.6 apg
 Aaron White, So., 11.1 ppg, 5.7 rpg.
 Zach McCabe, Jr., 7.8 ppg, 4.6 rpg.

2011-12 RESULTS

Nov. 11	Chicago StateW, 96-53
Nov. 14	North Carolina A&TW, 95-89
Nov. 17	Northern IllinoisW, 88-55
Nov. 20	vs. CreightonL, 59-82
Nov. 23	CampbellL, 61-77
Nov. 26	IPFWW, 82-72
Nov. 29	ClemsonL, 55-71
Dec. 3	BrownW, 75-54
Dec. 6	at Northern IowaL, 60-80
Dec. 9	at Iowa StateL, 76-86
Dec. 17	DrakeW, 82-68
Dec. 19	Central ArkansasW, 105-64
Dec. 22	Boise StateW, 81-72
Dec. 28	PurdueL, 76-79
Dec. 31	at WisconsinW, 72-65
Jan. 4	at MinnesotaW, 64-62
Jan. 7	Ohio StateL, 47-76
Jan. 10	at Michigan StateL, 61-95
Jan. 14	MichiganW, 75-59
Jan. 17	at PurdueL, 68-75
Jan. 26	NebraskaL, 73-79
Jan. 29	at IndianaL, 89-103
Feb. 1	MinnesotaW, 63-59
Feb. 4	Penn StateW, 77-64
Feb. 9	at NorthwesternL, 64-83
Feb. 16	at Penn StateL, 64-69
Feb. 19	IndianaW, 78-66
Feb. 23	WisconsinW, 67-66
Feb. 26	at IllinoisL, 54-65
Feb. 29	at NebraskaW, 62-53
March 3	NorthwesternL, 66-70
March 8	vs. IllinoisW, 64-61
March 9	vs. Michigan StateL, 75-92
March 13	DaytonW, 84-75
March 18	at OregonL, 97-108

POSTSEASON TOURNAMENT INFO

2013 BIG TEN TOURNAMENT

The United Center in downtown Chicago will host the 2013 Big Ten Men's Basketball Tournament. The event, which began in 1998, is making its eighth appearance in Chicago and first since 2007.

The 21,711-seat arena hosted over 200 events each year since it opened in 2004. Some of the events in the facility include the 1996 Democratic National Convention, The Rolling Stones, Eric Clapton, Bruce Springsteen and the E Street Band, Paul McCartney, U2, The Who, The 3 Tenors, Ringling Brothers and Barnum & Bailey Circus, Disney on Ice, the Men's NCAA Basketball Tournament and the Great Eight Classic.

The Big Ten Tournament will alternate between the United Center and Conseco Fieldhouse, which is home to the NBA's Indianapolis Pacers and Indiana Fever of the WNBA, for the next four seasons.

The Big Ten Tournament receives national exposure, as every game is televised nationally on BTN, ESPN, ESPN2 or CBS.

Thursday, March 14

- Game 1 – Seed 9 vs. Seed 8, 11 a.m. (central) - BTN
- Game 2 – Seed 12 vs. Seed 5, 1:30 p.m. - BTN
- Game 3 – Seed 7 vs. Seed 10, 5:30 p.m. - ESPN2
- Game 4 – Seed 6 vs. Seed 11, 8 p.m. - ESPN2

Friday, March 15

- Game 5 – Game 1 winner vs. Seed 1, 11 a.m. - ESPN
- Game 6 – Game 2 winner vs. Seed 4, 1:30 p.m. - ESPN
- Game 7 – Game 3 winner vs. Seed 2, 5:30 p.m. - BTN
- Game 8 – Game 4 winner vs. Seed 3, 8 p.m. - BTN

Saturday, March 16

- Game 9 – Game 5 winner vs. Game 6 winner, 12:40 p.m. - CBS
- Game 10 – Game 7 winner vs. Game 8 winner, 3:00 p.m. - CBS

Sunday, March 17

- Game 11 – Game 9 winner vs. Game 10 winner, 2:30 p.m. - CBS



2013 NCAA TOURNAMENT

68-team Field
Selection Date: Sunday, March 17, 2013

First Four

Tuesday-Wednesday, March 19-20, 2013
Site (host): University of Dayton Arena, Dayton, Ohio (Dayton)

Second/Third Rounds

Thursday and Saturday, March 21 and 23, 2013
Site (host): Auburn Hills, Mich., Palace of Auburn Hills (Oakland University, host)
Site (host): Lexington, Ky., Rupp Arena (University of Kentucky, host)
Site (host): Salt Lake City, Utah, Energy Solutions Arena (University of Utah, host)
Site (host): San Jose, Calif., HP Pavilion (West Coast Conference, host)
Friday and Sunday, March 22 and 24, 2013
Site (host): Austin, Texas, Frank Erwin Center (University of Texas, host)
Site (host): Dayton, Ohio, UD Arena (University of Dayton, host)
Site (host): Kansas City, Mo., Sprint Center (Missouri Valley Conference, host)
Site (host): Philadelphia, Pa., Wells Fargo Center (Temple University, host)

Regionals (East/West)

Thursday and Saturday, March 28 and 30, 2013
West Site (host): Los Angeles, Calif., Staples Center (Pepperdine University, host)
East Site (host): Washington, D.C., Verizon Center (Georgetown University, host)

Regionals (Southeast/Midwest)

Friday and Sunday, March 29 and 31, 2012
Southeast Site (host): Arlington, Texas, Cowboys Stadium (Big 12 Conference, host)
Midwest Site (host): Indianapolis, Ind., Lucas Oil Stadium (IUPUI, Horizon League, hosts)

Final Four

Saturday and Monday, April 6 and 8, 2013
Tentative Tip-off times are 5:07 p.m. and 8:18 p.m. Central Time
Site (host): Georgia Dome, Atlanta, Ga. (Georgia Institute of Technology, host)

Future Final Four Sites

April 5 & 7, 2014 at Cowboys Stadium in Arlington, Texas
April 4 & 6, 2015 at Lucas Oil Stadium in Indianapolis, Ind.
April 2 & 4, 2016 at Reliant Stadium in Houston, Texas



The United Center in Chicago will be the home for the 2013 Big Ten Basketball Tournament.

THE BIG TEN CONFERENCE

Formed more than 116 years ago, the Big Ten Conference is an association of world-class academic institutions with shared values and goals. Since its inception in 1896, the pursuit and attainment of academic excellence has been the priority for every member institution. However, maintaining the conference's status as one of the preeminent athletic conferences in the country also endures as an important component of the Big Ten student-athlete experience. Recognized as one of intercollegiate sports' most successful undertakings, the Big Ten strives for success from its student-athletes not only on the field and in the classroom, but around the world as well.

ACADEMICS

All Big Ten Universities have been granted Tier One Status by the Carnegie Foundation for the Advancement of Teaching, a distinction awarded to just over 100 universities. Big Ten schools have produced more than 1,400 Academic All-Americans, more than any other conference, including 36 in the last academic year.

The Big Ten leads all conferences with the highest number of ranked graduate school programs among the top 25 according to U.S. News and World Report in 2012. The Big Ten ranks first with 30 top-25 programs in the fields of law, medical (research and primary care), business, engineering and education.

SUCCESSFUL PROGRAMS

During the 2011-12 season, the Big Ten claimed seven team national championships, including titles for Illinois men's gymnastics, Minnesota women's ice hockey, Northwestern women's lacrosse, Ohio State fencing and synchronized swimming, Penn State wrestling and Wisconsin men's cross country.

The Big Ten led all conferences with national titles in 12 different NCAA-sponsored championships from 2002-03 to 2011-12. Over that time period, the Big Ten produced championships in cross country, fencing, golf, gymnastics, ice hockey, lacrosse, soccer, softball, tennis, track and field, volleyball and wrestling.

STUDENT-ATHLETE OPPORTUNITIES

Big Ten universities provide over \$136 million in direct financial aid to nearly 10,000 student-athletes, more than any conference.

The Big Ten sponsors 25 official conference sports, 12 for men and 13 for women. The 26th conference sport, men's ice hockey, will begin in 2013.

TELEVISION EXPOSURE

The Big Ten's media agreements with CBS Sports, ABC/ESPN, FOX and the Big Ten Network (BTN) provide the conference with its greatest television exposure ever. Nearly 1,000 Big Ten events are produced and distributed nationally on an annual basis.

In 2006, the Big Ten created the first national conference-owned television network, the BTN. It launched on Aug. 30, 2007, and now is in its sixth year of operation. BTN is in 51 million homes in the United States and Canada, through agreements with more than 300 cable, satellite and telco providers, and is available internationally in 20 countries.

ATTENDANCE

Big Ten fans are some of the nation's most supportive, with more than 10 million patrons attending conference home contests during the 2011-12 seasons for football, men's and women's basketball and volleyball alone.

HONORING LEGENDS. BUILDING LEADERS.

The mission of the Big Ten Conference has always been to excel athletically without compromising the priority our member institutions assign to their academic standards and to their commitment to student academic success. We seek to celebrate the many accomplishments of Big Ten student-athletes while continuously reinforcing each of our member institutions' high academic standards. Striking that important balance between academics and athletics is integral to the Big Ten's identity, and the Big Ten's "Honoring Legends. Building Leaders" campaign links directly to the Big Ten mission.



James E. Delany
Commissioner



Rick Boyages
Associate Commissioner



Valerie Todryk Krebs
Assoc. Director of
Communications

BIG 12 CONFERENCE

1500 West Higgins Road
Park Ridge, IL, 60068-6300
Phone: (847) 696-1010
Fax: (847) 696-1150
www.bigten.org



BIG TEN ADMINISTRATION

Commissioner.....	James E. Delany
Deputy Commissioner.....	Brad Traviolia
Chief Communications Officer.....	Diane Dietz
Senior Associate Commissioner - Television Administration.....	Mark D. Rudner
Associate Commissioner - Championships.....	Wendy Fallen
Associate Commissioner - Compliance.....	Chad Hawley
Associate Commissioner - Football & Basketball Operations.....	Andrea Williams
Associate Commissioner - Governance.....	Jennifer Heppel
Associate Commissioner - Men's Basketball.....	Rick Boyages
Associate Commissioner - Technology.....	Mike McComiskey
Assistant Commissioner - Communications.....	Scott Chipman
Director of Accounting.....	Bill Siitari
Director of Branding.....	Robin Jentes

BIG TEN COMMUNICATIONS STAFF

Chief Communications Officer.....	Diane Dietz
Assistant Commissioner - Communications.....	Scott Chipman
Associate Director of Communications.....	Valerie Todryk Krebs
Assistant Director of Communications.....	Dan Mihalik
Bob Hammel Communications Intern.....	Sarah Andreychik
Bob Hammel Communications Intern.....	Stephen Villatoro

BIG TEN MEN'S BASKETBALL TOURNAMENT HISTORY

Year	City	Facility	Champion
1997-98	Chicago	United Center	Michigan
1998-99	Chicago	United Center	Michigan State
1999-00	Chicago	United Center	Michigan State
2000-01	Chicago	United Center	Iowa
2001-02	Indianapolis	Conseco Fieldhouse	Ohio State
2002-03	Chicago	United Center	Illinois
2003-04	Indianapolis	Conseco Fieldhouse	Wisconsin
2004-05	Chicago	United Center	Illinois
2005-06	Indianapolis	Conseco Fieldhouse	Iowa
2006-07	Chicago	United Center	Ohio State
2007-08	Indianapolis	Conseco Fieldhouse	Wisconsin
2008-09	Indianapolis	Conseco Fieldhouse	Purdue
2009-10	Indianapolis	Conseco Fieldhouse	Ohio State
2010-11	Indianapolis	Conseco Fieldhouse	Ohio State
2011-12	Indianapolis	Conseco Fieldhouse	Michigan State
2012-13	Chicago	United Center	
2013-14	Indianapolis	Conseco Fieldhouse	
2014-15	Chicago	United Center	
2015-16	Indianapolis	Conseco Fieldhouse	

SERIES RESULTS VS. BIG TEN SCHOOLS

ILLINOIS (NU TRAILS 3-8)

- In Lincoln: Illinois leads, 2-1
At Devaney Center: Nebraska leads, 1-0
- In Champaign: Illinois leads, 6-1
At Assembly Hall: Illinois leads, 2-0
- San Juan Shootout: Illinois leads, 1-0
- In Big Ten Conference games: Tied, 1-1
- In Big Ten Tournament games: 0-0

Husker-Illini Superlatives

- Most consecutive wins (year ended): Nebraska 1 (1921, 1990, 2012); Illinois 7 (1921-76)
- Most points scored: Nebraska, 100, at San Juan, P.R., Nov. 24, 1990; Illinois 73, at San Juan, P.R., Nov. 24, 1990
- Highest combined score: 173, Nebraska, 100, Illinois, 73, at San Juan, P.R., Nov. 24, 1990
- Biggest winning margin: Nebraska, 27, at San Juan, P.R., Nov. 24, 1990; Illinois, 42, Dec. 12, 1942

Year	Site	Result	Score
1-1-21	A	W	30-25
1-3-21	A	L	24-26
12-12-42	A	L	27-69
12-29-44	A	L	39-71
12-20-45	H	L	51-62
12-28-46	A	L	37-72
11-28-75	H	L	58-60
12-11-76	A	L	63-67
11-24-90	N	W	100-73
1-7-12	A	L	54-59
2-18-12	H	W	80-57
Totals			563-641

INDIANA (NU TRAILS 2-8)

- In Lincoln: Indiana leads, 3-2
At Devaney Center: Nebraska leads, 1-0
- In Bloomington: Indiana leads, 4-0
At Assembly Hall: Indiana leads, 1-0
- In Indianapolis (Hoosier Classic): Indiana leads, 1-0
- In Big Ten Conference games: Nebraska leads, 1-0
- In Big Ten Tournament games: 0-0

Husker-Hoosier Superlatives

- Most consecutive wins (year ended): Nebraska 1 (1920, 2012); Indiana 7 (1937-1982)
- Most points scored: Nebraska, 70, at Lincoln, Neb., Jan. 18, 2012; Indiana 97, at Bloomington, Ind., Dec. 21, 1974
- Highest combined score: 157, Indiana, 97, Nebraska, 60, at Bloomington, Ind., Dec. 21, 1974
- Biggest winning margin: Nebraska, 20, at Lincoln, Neb., Feb. 6, 1920; Indiana, 37, Dec. 21, 1974

Year	Site	Result	Score
2-5-20	H	L	20-24
2-6-20	H	W	38-18
12-23-37	A	L	42-43
12-15-39	H	L	39-49
12-15-41	A	L	29-56
12-30-42	H	L	39-40
12-30-44	A	L	42-65
12-21-74	A	L	60-97
12-30-82	N	L	50-67
1-18-12	H	W	70-69
Totals			439-518

IOWA (NU TRAILS 8-13)

- In Lincoln: Nebraska leads, 6-4
At Devaney Center: Tied, 1-1
- In Iowa City: Iowa leads, 9-2
At Carver-Hawkeye Arena: Nebraska leads, 1-0
- In Big Ten Conference games: Tied, 1-1
- In Big Ten Tournament games: 0-0

Husker-Hawkeye Superlatives

- Most consecutive wins (year ended): Nebraska 2 (1941-42, 1956-70); Iowa 3 (1943-45; 1971-76)
- Most points scored: Nebraska, 81, at Lincoln, Neb., Dec. 12, 1953; Iowa 86, at Iowa City, Iowa, Dec. 21, 1971
- Highest combined score: 163, Iowa, 86, Nebraska, 77, at Iowa City, Iowa, Dec. 21, 1971
- Biggest winning margin: Nebraska, 24, at Lincoln, Neb., Dec. 3, 1956; Iowa, 25, Dec. 17, 1945

Year	Site	Result	Score
1-28-1907	H	W	25-17
2-22-1907	A	L	29-32
3-6-1908	A	L	26-39
1-25-30	H	W	41-26
12-19-31	A	L	29-34
12-20-34	H	L	24-31
12-30-41	A	W	41-34
12-19-42	H	W	52-43
12-10-43	A	L	33-50
12-16-44	H	L	45-61
12-17-45	A	L	35-61
12-12-53	H	W	81-70
12-6-54	A	L	61-84
12-3-55	A	L	51-60
12-3-56	H	W	67-43
12-5-70	H	W	73-71
12-21-71	A	L	77-86
12-2-75	A	L	65-72
11-27-76	H	L	57-71
1-26-12	A	W	79-73
2-29-12	H	L	53-62
Totals			1,044-1,120

MICHIGAN (NU TRAILS 2-7)

- In Lincoln: Nebraska leads, 2-1
At Devaney Center: Michigan leads, 1-0
- In Ann Arbor: Michigan leads, 4-0
At Crisler Arena: Michigan leads, 1-0
- In Honolulu, Hawaii: Michigan leads, 1-0
- In Kansas City: Michigan leads, 1-0
- In Big Ten Conference games: Michigan leads, 1-0
- In Big Ten Tournament games: 0-0

Husker-Wolverine Superlatives

- Most consecutive wins (year ended): Nebraska 1 (1956, 1964); Michigan 3 (1980-present)
- Most points scored: Nebraska, 74, at Lincoln, Neb., Dec. 12, 1964; Michigan, 88, at Honolulu, Hawaii, Dec. 28, 1992
- Highest combined score: 161, Michigan, 88, Nebraska, 73, at Honolulu, Hawaii, Dec. 28, 1992
- Biggest winning margin: Nebraska, 13, at Lincoln, Neb., Dec. 8, 1956; Michigan, 25, Dec. 6, 1963

Year	Site	Result	Score
12-29-49	N	L	65-67
12-10-55	A	L	71-77
12-8-56	H	W	73-60
12-7-57	A	L	57-81
12-6-63	A	L	55-80
12-12-64	H	W	74-73
3-6-80	A	L	69-76
12-28-92	N	L	73-88
2-8-12	H	L	46-62
Totals			583-664

MICHIGAN STATE (NU TRAILS 6-10)

- In Lincoln: Nebraska leads 5-3
At Devaney Center: Tied, 2-2
- In East Lansing: Michigan State leads 5-1
At Breslin Center: Michigan State leads 3-1
- In Kansas City: Michigan State leads 1-0
- In Atlanta: Michigan State Leads 1-0
- In Big Ten Conference games: Michigan State leads, 2-0
- In Big Ten Tournament games: 0-0

Husker-Spartans Superlatives

- Most consecutive wins (year ended): Nebraska 2 (1920; 1993-1994); Michigan State 3 (1956-59; 1983-89)
- Most points scored: Nebraska, 96, at Lincoln, Neb., Dec. 10, 1994; Michigan State, 101, at East Lansing, Mich., Dec. 4, 1991
- Highest combined score: 187, Michigan State, 91, Nebraska, 96, at Lincoln, Neb., Dec. 10, 1994
- Biggest winning margin: Nebraska, 19, at Lincoln, Neb., Feb. 14, 1920; Michigan State, 28, Feb. 25, 2012

Year	Site	Result	Score
2-13-20	H	W	43-26
2-14-20	H	W	39-20
12-27-56	N	L	65-79
12-20-58	A	L	55-80
12-17-59	H	L	80-82 (OT)
12-20-67	A	L	70-74
12-16-68	H	W	73-59
12-29-83	N	L	45-58
11-30-88	H	L	75-77
11-29-89	A	L	69-80
11-28-90	H	W	71-69
12-4-91	A	L	78-101
12-18-93	A	W	85-81
12-10-94	H	W	96-91 (OT)
12-31-11	H	L	55-68
2-25-12	A	L	34-62
Totals			1,033-1,107

MINNESOTA (NU TRAILS 15-50)

- In Lincoln: Minnesota leads 13-8
At Devaney Center: Series tied, 4-4
- In Minneapolis: Minnesota leads 34-6
At Williams Arena: Michigan State leads 18-4
- Other: Nebraska leads 2-1 as locations for 1903 and two meetings in 1904-05 are not listed
- In Hilo, Hawaii: Nebraska leads 1-0
- In Big Ten Conference games: Minnesota leads, 2-0
- In Big Ten Tournament games: 0-0

Husker-Gopher Superlatives

- Most consecutive wins (year ended): Nebraska 3 (1934-36); Minnesota 17 (1937-58)
- Most points scored: Nebraska, 96, at Hilo, Hawaii, Nov. 26, 1995; Minnesota, 91, at Minneapolis, Minn., Dec. 9, 1995
- Highest combined score: 181, Nebraska, 96, Minnesota, 85, at Hilo, Hawaii, Nov. 26, 1995
- Biggest winning margin: Nebraska, 29, at Lincoln, Neb., Dec. 8, 2002; Minnesota, 42, at Minneapolis, Minn., Feb. 15, 1902

Year	Site	Result	Score
2-15-1902	A	L	9-52
3-7-1903	A	L	14-41
1903-1904		L	21-42
1904-05		W	22-21
1904-05		W	28-25
2-15-1907	A	L	19-20
2-16-1907	A	L	18-20
2-28-1908	A	L	12-43
2-29-1908	A	L	10-32
2-5-1909	A	L	17-24
2-6-1909	A	L	21-39
2-19-1909	H	L	26-28
2-20-1909	H	L	20-29
2-18-10	A	L	14-33
2-19-10	A	L	9-27
1-27-11	A	L	10-25
1-28-11	A	L	15-40
1-26-12	A	L	15-40
1-25-13	A	L	11-20
2-6-14	A	W	21-16
2-7-14	A	W	14-9
1-8-15	A	L	18-22

1-9-15	A	L	9-23
12-29-31	A	L	24-32
12-23-32	A	L	25-27
1-2-33	H	L	22-32
1-1-34	A	L	16-32
12-29-34	H	W	26-24
12-20-35	A	W	41-24
12-21-36	H	W	29-24
12-20-37	A	L	28-33
12-21-38	H	L	37-66
12-23-39	A	L	37-61
12-21-40	H	L	36-43
12-27-41	A	L	32-56
12-13-43	A	L	21-40
1-22-44	H	L	32-45
12-22-44	H	L	54-55
12-8-45	A	L	30-55
12-23-46	H	L	58-66
12-13-47	A	L	59-63
12-6-48	H	L	52-61
12-2-50	A	L	41-55
12-8-51	H	L	55-63
12-13-52	A	L	62-71
12-5-53	A	L	64-75
12-13-58	A	L	57-78
12-7-59	H	W	76-66
12-8-76	H	L	58-66
12-19-77	A	W	63-49
11-28-78	H	W	58-48
12-15-79	A	L	58-75
11-26-95	N	W	96-85
12-9-95	A	L	80-91
12-21-96	H	L	56-70
12-13-97	A	W	70-66
12-19-98	H	L	51-55
12-31-99	H	W	90-78
12-28-00	A	L	(ot) 70-74
12-22-01	A	L	72-81
12-8-02	H	W	80-60
12-29-03	A	W	77-60
12-8-04	H	L	48-57
2-5-12	H	L	61-69
3-3-12	A	L	69-81
Totals			2,544-3,083

NORTHWESTERN (NEB. LEADS 3-2)

- In Lincoln: Nebraska leads 1-0
 - At Devaney Center: Never Played
- In Evanston: Northwestern leads, 2-1
 - At Welsh-Ryan Arena: Tied, 1-1
- St. Charles, Mo.: Nebraska leads 1-0
- In Big Ten Conference games: Northwestern leads, 1-0
- In Big Ten Tournament games: 0-0

Husker-Wildcats Superlatives

- Most consecutive wins (year ended): Nebraska 3 (1975-1999); Northwestern 1 (1933, 2012-present)
- Most points scored: Nebraska, 79, at Lincoln, Neb., Nov. 29, 1975; Northwestern, 84, at Evanston, Ill., Feb. 2, 2012
- Highest combined score: 168, Northwestern, 84, Nebraska, 74, at Evanston, Ill., Feb. 2, 2012
- Biggest winning margin: Nebraska, 13, at Lincoln, Neb., Nov. 29, 1975; Northwestern, 13, at Evanston, Ill., Dec. 21, 1933

Year	Site	Result	Score
12-21-33	A	L	22-35
11-29-75	H	W	79-68
12-20-76	A	W	71-68
11-27-99	N	W	61-52
2-2-12	A	L	74-84
Totals			307-307

OHIO STATE (NU TRAILS 2-6)

- In Lincoln: Ohio State leads, 2-1
 - At Devaney Center: Ohio State leads 2-0
- In Columbus: Ohio State leads 4-0
 - At Value City Arena: Ohio State leads, 1-0

- El Paso, Texas: Nebraska leads 1-0
- In Big Ten Conference games: Ohio State leads, 2-0
- In Big Ten Tournament games: 0-0

Husker-Buckeye Superlatives

- Most consecutive wins (year ended): Nebraska 1 (1936, 1985); Ohio State 5 (1987-present)
- Most points scored: Nebraska, 76, at Columbus, Ohio, Dec. 14, 1988; Ohio State, 103, at Columbus, Ohio, Dec. 14, 1988
- Highest combined score: 170, Ohio State, 103, Nebraska, 76, at Columbus, Ohio, Dec. 14, 1988
- Biggest winning margin: Nebraska, 9, at Lincoln, Neb., Dec. 12, 1936; Ohio State, 34, at Lincoln, Neb., Jan. 21, 2012.

Year	Site	Result	Score
12-22-36	H	W	32-23
12-11-37	A	L	31-42
12-30-85	N	W	69-66
12-5-87	H	L	63-72
12-14-88	A	L	76-103
3-20-89	A	L	74-85
1-3-12	A	L	40-71
1-21-12	H	L	45-79
Totals			430-541

PENN STATE (NU TRAILS 2-3)

- In Lincoln: Nebraska leads, 2-1
 - At Devaney Center: Nebraska leads, 2-1
- State College: Penn State leads 2-0
 - Bryce Jordan Center: Penn State leads, 1-0
- In Big Ten Conference games: Tied, 1-1
- In Big Ten Tournament games: 0-0

Husker-Nittany Lion Superlatives

- Most consecutive wins (year ended): Nebraska 1 (1980, 2012); Penn State 2 (1981-1995)
- Most points scored: Nebraska, 75, at Lincoln, Neb., Dec. 9, 1980; Penn State, 68, at University Park, Pa., Feb. 11, 2012
- Highest combined score: 128, Nebraska, 70, Penn State, 58, at Lincoln, Neb., Jan. 11, 1912
- Biggest winning margin: Nebraska, 25, at Lincoln, Neb., Dec. 9, 1980; Penn State, 16, at University Park, Pa., Feb. 11, 2012

Year	Site	Result	Score
12-9-80	H	W	75-50
12-21-81	A	L	58-60
3-21-95	H	L	59-65
1-11-12	H	W	70-58
2-11-12	A	L	51-67
Totals			319-300

PURDUE (NU TRAILS 2-8)

- In Lincoln: Purdue leads 3-2
 - At Devaney Center: Purdue leads 1-0
- West Lafayette: Purdue leads 4-0
 - Mackey Arena: Purdue leads 2-0
- In Big Ten Conference games: Purdue leads, 1-0
- In Big Ten Tournament games: Purdue leads, 1-0

Husker-Boilermaker Superlatives

- Most consecutive wins (year ended): Nebraska 1 (1956, 1964); Purdue 4 (1978-present)
- Most points scored: Nebraska, 96, at Lincoln, Neb., Dec. 5, 1964; Purdue, 85, at Lincoln, Neb., Dec. 5, 1964
- Highest combined score: 181, Nebraska, 96, Purdue, 85, at Lincoln, Neb., Dec. 5, 1964
- Biggest winning margin: Nebraska, 11, at Lincoln, Neb., Dec. 5, 1964; Purdue, 22, at West Lafayette, Ind., Dec. 11, 1979.

Year	Site	Result	Score
12-8-47	H	L	56-60
12-17-48	A	L	47-64
12-17-56	H	W	65-62
12-14-57	H	L	61-70

12-7-63	A	L	75-81
12-5-64	H	W	96-85
12-2-78	H	L	47-58
12-11-79	A	L	56-78
2-22-12	A	L	65-83
3-8-12	N	L	61-79
Totals			629-720

WISCONSIN (NU LEADS 10-8)

- In Lincoln: Nebraska leads 5-2
 - At Devaney Center: Nebraska leads 2-1
- In Madison: Wisconsin leads, 5-4
 - Kohl Center: Wisconsin leads, 1-0
- In Honolulu, Hawaii: Nebraska leads 1-0
- In Fairbanks, Alaska: Wisconsin leads 1-0
- In Big Ten Conference games: Wisconsin leads, 2-1
- In Big Ten Tournament games: 0-0

Husker-Badger Superlatives

- Most consecutive wins (year ended): Nebraska 8 (1956-91); Wisconsin 3 (1907-22; 1998-present)
- Most points scored: Nebraska, 101, at Madison, Wis., Dec. 1, 1965; Wisconsin, 88, at Madison, Wis., Dec. 1, 1965
- Highest combined score: 189, Nebraska, 101, Wisconsin 88, at Madison, Wis., Dec. 1, 1965
- Biggest winning margin: Nebraska, 21, at Lincoln, Neb., Dec. 11, 1991; Wisconsin, 39, at Madison, Wis., March 3, 1908

Year	Site	Result	Score
1903-04	H	W	25-22
2-21-1907	A	L	31-35
3-3-1908	A	L	4-43
1-4-22	A	L	14-27
12-30-39	A	W	53-43
1-4-41	H	L	31-46
12-19-55	A	L	52-71
12-10-56	H	W	53-51
12-1-65	A	W	101-88
11-30-68	H	W	68-55
12-27-79	N	W	83-82 (OT)
12-5-83	A	W	71-69 (2OT)
12-12-84	H	W	53-51
12-11-90	A	W	75-63
12-11-91	H	W	86-67
11-22-98	N	L	41-78
12-27-11	H	L	40-64
1-15-12	A	L	45-50
Totals			926-1,005

SERIES VS. NON-CONFERENCE OPPONENTS

Air Force (NU leads 4-1)

12-5-59	H	W	68-54
12-9-61	A	L	49-58
12-8-62	H	W	43-39
12-9-72	N	W	57-53
12-28-81	N	W	63-47
Totals			280-251

Alabama (NU trails 0-2)

12-20-54	A	L	76-88
12-29-85	N	L	61-78
Totals			137-166

Alabama A&M (NU leads 3-0)

12-21-05	H	W	67-60
12-17-06	H	W	82-55
11-17-07	H	W	59-45
Totals			208-160

UAB (Series tied 2-2)

11-24-78	A	W	64-55
12-22-79	H	W	92-84 (40T)
12-2-04	A	L	66-80
12-3-05	H	L	72-73
Totals			294-292

Alabama State (NU leads 1-0)

12-3-08	H	W	80-51
---------	---	---	-------

Alaska-Fairbanks (Series tied 1-1)

12-9-00	H	W	84-55
11-23-02	N	L	61-64
Totals			125-119

Alcorn State (NU leads 3-0)

12-29-07	H	W	77-53
12-8-10	H	W	78-57
12-17-11	H	W	60-46
Totals			215-156

Angelo State (NU leads 1-0)

1-5-80	H	W	83-70
--------	---	---	-------

Appalachian State (NU leads 2-1)

12-19-92	H	W	93-83
12-1-93	A	L	82-91
12-31-94	H	W	108-71
Totals			283-245

Arizona (Series tied 2-2)

12-21-60	H	W	79-55
12-23-68	A	L	63-68
12-20-69	H	W	79-69
12-18-99	N	L	59-80
Totals			280-272

Arizona State (NU trails 3-4)

12-20-68	A	L	76-83
12-7-74	A	L	62-83
12-23-85	H	W	80-67
12-28-02	A	L	63-75
12-3-03	H	W	68-60
12-2-07	H	W	62-47
12-7-08	A	L	44-64
Totals			455-479

Arkansas (NU trails 2-6)

12-16-32	H	L	24-41
12-12-46	N	L	46-57
12-30-80	A	L	52-64
1-9-82	H	L	50-51
1-3-83	N	L	58-64
12-10-83	H	W	67-54
3-17-87	H	W	78-71
3-12-98	N	L	65-74
Totals			440-476

Arkansas-Little Rock (NU leads 1-0)

3-26-87	N	W	76-67
---------	---	---	-------

Arkansas-Pine Bluff (NU leads 4-0)

11-23-04	H	W	97-40
11-27-06	H	W	71-42
11-22-08	H	W	67-53
11-15-10	H	W	83-40
Totals			318-175

Arkansas State (NU leads 1-0)

3-16-89	H	W	81-79
---------	---	---	-------

Arkansas Tech (NU leads 1-0)

11-25-78	H	W	70-59
----------	---	---	-------

Augustana (S.D.) (NU leads 3-0)

12-14-68	H	W	73-56
12-4-69	H	W	75-56
11-26-83	H	W	113-69
Totals			261-181

Baker (NU leads 3-0)

1904-05	H	W	49-19
2-3-1906	H	W	34-23
2-21-1906	A	W	33-27
Totals			116-69

Ball State (NU trails 1-2)

12-27-80	A	L	62-67
12-19-81	H	W	71-57
11-24-02	N	L	65-73
Totals			191-203

Baylor (NU leads 12-10)

12-17-49	H	W	69-55
12-9-1981	A	W	64-63
12-11-82	H	W	59-56
11-28-87	N	L	79-82
2-19-97	A	L	60-71
2-14-98	H	W	66-55
3-6-98	*N	W	65-46
1-16-99	A	W	68-55
1-22-00	H	W	69-55
3-9-00	*N	L	*55-63
2-10-01	A	L	58-69
2-27-02	H	W	75-55
2-22-03	A	L	64-78
1-21-04	H	W	76-47
2-12-05	A	W	74-63
2-4-06	H	W	60-45
2-21-07	A	L	59-63
1-19-08	H	L	70-72
3-7-09	A	W	66-62
3-11-09	N	L	49-65
2-10-10	H	L	53-55
2-9-11	A	L	70-74
Totals			1373-1349

Bellevue (NU leads 1-0)

3-20-1906	A	W	39-27
-----------	---	---	-------

Bethune-Cookman (NU leads 1-0)

12-20-04	H	W	70-26
----------	---	---	-------

Bowling Green (NU leads 2-1)

12-15-90	H	W	99-85
12-7-96	H	W	73-68
1-1-97	N	L	55-58
Totals			227-211

Bradley (NU trails 2-5)

12-30-37	A	L	30-50
12-17-38	H	L	24-39
12-29-45	A	L	33-53
12-12-49	A	L	54-64
12-20-52	A	W	73-65
12-18-54	A	W	93-68
12-18-58	A	L	48-85
Totals			355-424

Brandeis (Omaha) (NU leads 1-0)

1916-17	W	29-11
---------	---	-------

Brigham Young (NU trails 1-4)

1-5-31	H	L	44-55
12-17-31	H	L	27-31
12-17-35	H	W	53-34
12-28-35	A	L	39-46
12-23-09	N	L	66-88
Totals			229-254

Brooklyn (NU leads 2-0)

1-7-87	H	W	62-46
12-21-87	H	W	72-44
Totals			134-90

Brown College "B" (NU leads 1-0)

3-15-1906	H	W	57-12
-----------	---	---	-------

Burgess-Nash (NU leads 1-0)

1-30-16	A	W	24-20
---------	---	---	-------

Butler (NU leads 2-1)

12-30-29	A	L	26-38
2-2-31	H	W	32-14
12-29-86	N	W	67-56
Totals			125-108

California (NU trails 6-7)

1-7-38	H	W	38-32
12-26-38	A	W	46-43
12-27-38	A	L	30-58
1-6-40	H	W	46-32
12-26-40	A	L	24-30
12-11-50	A	L	59-62
12-22-61	A	L	49-50
12-21-64	H	W	87-80
12-22-64	H	W	63-59
12-10-65	A	L	71-87
12-11-65	A	W	70-68
12-21-68	N	L	73-86
12-8-72	N	L	50-75
Totals			706-762

California-Davis (NU leads 1-0)

12-16-77	H	W	69-64
----------	---	---	-------

California-Irvine (Series tied 2-2)

12-1-69	H	W	76-73
12-28-84	N	W	73-67
12-2-85	H	L	80-87
11-28-86	A	L	101-109
Totals			330-336

California Santa Barbara (NU leads 2-0)

12-22-78	N	W	75-55
12-27-02	N	W	60-57
Totals			135-112

Cal State Bakersfield (NU leads 1-0)

12-13-79	H	W	94-80
----------	---	---	-------

Cal State Fullerton (NU leads 1-0)

12-4-67	H	W	111-74
---------	---	---	--------

Camp Funston (NU trails 0-1)

1917-18	H	L	14-43
---------	---	---	-------

Canisius (Series tied 1-1)

12-29-36	A	L	34-39
3-13-85	H	W	79-66
Totals			113-105

Carleton (NU trails 0-2)

1-4-32	H	L	30-40
12-22-32	A	L	19-23
Totals			49-63

Centenary (NU leads 1-0)

11-21-02	N	W	68-45
----------	---	---	-------

Central City (NU leads 1-0)

1-26-07	H	W	40-9
---------	---	---	------

Central Michigan (NU leads 1-0)

12-20-11	H	W	72-69
----------	---	---	-------

Chaminade (NU leads 2-0)

11-29-87	A	W	76-75
12-28-88	A	W	86-85
Totals			162-160

Charlotte (NU leads 1-0)

3-19-08	H	W	67-48
---------	---	---	-------

Cheyenne Business College (NU trails 0-1)

2-7-1903	A	L	28-42
----------	---	---	-------

Chicago Central (NU trails 0-1)

1904-05	A	L	22-59
---------	---	---	-------

Chicago State (NU leads 3-0)

1-16-90	H	W	92-57
12-17-05	H	W	76-65
12-10-09	H	W	74-39
Totals			242-161

Cincinnati (NU trails 0-3)

12-18-48	A	L	46-64
12-19-60	A	L	60-75
12-31-96	N	L	73-84
Totals			179-223

The Citadel (NU leads 3-0)

12-30-90	A	W	94-80
12-2-91	H	W	84-61
12-7-92	H	W	86-46
Totals			264-187

Colgate (NU leads 3-1)

2-25-21	H	L	15-21
2-26-21	H	W	24-15
12-4-92	H	W	108-76
12-5-98	H	W	60-48
Totals			207-160

College of Charleston (NU leads 1-0)

11-27-94	N	W	74-72
----------	---	---	-------

Colorado (NU leads 77-71)

2-5-03	A	W	28-12
1-16-20	A	W	27-16
1-16-20	A	W	24-17
1-10-38	H	W	29-18
1-17-48	A	W	59-55
2-25-48	H	W	58-53
2-5-49	H	W	45-43
2-26-49	A	W	56-45
12-28-49	*N	L	57-67
1-16-50	A	L	59-72
2-18-50	H	W	59-49
1-15-51	A	L	

12-29-58	*N	L	50-54
1-5-59	A	L	50-57
2-23-59	H	W	62-61
12-26-59	*N	L	55-64
1-16-60	A	L	57-62 (OT)
1-30-60	H	L	54-58
1-9-61	H	W	65-61
1-14-61	A	W	51-66**
1-13-62	H	L	56-58
2-10-62	A	L	63-74
12-28-62	*N	L	47-59
1-7-63	H	L	47-75
3-4-63	A	L	51-80
12-30-63	*N	L	58-80
2-15-64	H	L	52-60
3-9-64	A	L	73-89
12-28-64	*N	L	52-70
2-6-65	A	L	52-62
2-13-65	H	W	66-59
2-21-66	H	W	70-63
3-7-66	A	L	88-95
12-30-66	*N	L	66-73
1-14-67	H	W	84-80
3-11-67	A	L	57-64
2-1-68	H	W	87-73
2-24-68	A	L	73-75
2-8-69	A	L	81-83
2-24-69	H	W	79-65
12-27-69	*N	L	60-72
1-17-70	H	W	60-58
2-10-70	A	L	59-76
12-29-70	*N	W	77-67
2-16-71	A	W	65-63
3-6-71	H	W	85-71
1-15-72	H	W	67-55
2-26-72	A	L	57-67
2-6-73	H	L	59-67
3-6-73	A	L	63-71
2-12-74	A	L	64-65
3-5-74	H	W	65-42
1-25-75	H	W	85-59
2-15-75	A	L	61-62
1-24-76	A	W	66-64
2-14-76	H	W	80-61
12-28-76	*N	L	50-55
1-12-77	H	W	69-54
2-2-77	A	W	73-62
1-11-78	A	L	64-73
2-1-78	H	W	86-75
12-12-78	*N	L	61-74
1-13-79	A	L	61-64
2-3-79	H	W	79-52
1-19-80	A	W	53-44
2-16-80	H	L	55-56
1-21-81	H	L	59-62
2-11-81	A	W	57-56
3-3-81	**N	L	66-70
1-30-82	A	W	74-57
2-24-82	H	W	79-57
1-22-83	A	L	69-72
2-12-83	H	W	68-56
1-28-84	A	L	57-60
2-25-84	H	W	75-67
1-23-85	H	W	85-67
2-13-85	A	L	61-64
2-1-86	A	W	77-60
2-26-86	H	W	79-72
1-17-87	H	W	86-66
2-7-87	A	W	68-65
1-30-88	A	W	63-57
2-21-88	H	W	75-67
2-8-89	A	L	80-83
2-22-89	H	W	97-59
2-7-90	A	W	91-82
2-28-90	H	W	96-82
1-22-91	A	L	69-86
2-9-91	H	W	86-72
1-11-92	A	W	84-74
2-29-92	H	W	84-70

1-25-93	A	W	82-67
2-24-93	H	W	76-67
1-8-94	H	W	106-67
1-19-94	A	L	81-86
2-8-95	A	W	100-86
2-25-95	H	L	74-80
1-10-96	H	W	79-74
2-28-96	A	L	64-78
1-4-97	A	L	73-79
2-5-97	H	W	77-69
1-11-98	H	W	87-72
2-21-98	A	W	79-71
1-23-99	H	W	72-55
2-3-99	A	W	57-52
2-8-00	A	L	58-70
2-26-00	H	W	69-64
2-3-01	H	L	57-60
2-17-01	A	W	87-82 (OT)
1-12-02	H	W	75-67
2-5-02	A	L	61-84
3-7-02	***N	L	60-67
1-18-03	H	W	80-77 (OT)
3-8-03	A	L	69-84
1-14-04	H	L	60-68
3-6-04	A	L	75-78
1-12-05	A	W	68-61
3-2-05	H	W	70-55
1-25-06	A	L	59-81
2-22-06	H	W	93-77
1-20-07	H	W	71-50
3-3-07	A	L	69-73
1-15-08	A	L	51-55
3-9-08	H	W	68-49
2-4-09	A	W	55-53
2-18-09	H	W	46-41
1-27-10	A	L	60-72
3-2-10	H	L	68-81
1-18-11	H	W	79-67
3-5-11	A	L	57-67
Totals			9,800-9,351

*at Kansas City **Colorado forfeit
***Phillips 66 Big Eight Championship

Colorado College (NU leads 6-1)

2-4-1903	A	W	39-11
1-14-20	A	W	32-19
1-15-20	A	L	23-25
3-5-20	H	W	23-9
3-6-20	H	W	33-12
1-4-29	A	W	32-24
1-5-29	A	W	48-26
Totals			230-127

Colorado State (NU leads 7-3)

12-23-47	H	W	67-47
12-19-70	H	W	69-65
12-16-72	N	L	51-57
12-22-80	H	W	54-48
12-23-81	A	L	51-58 (OT)
1-4-84	H	W	56-54
1-12-85	A	W	88-78 (2OT)
3-14-96	A	W	91-83
11-25-97	H	W	64-57
12-12-98	A	L	49-75
Totals			640-622

Columbia (NU leads 1-0)

1-2-88	H	W	82-62
--------	---	---	-------

Connecticut (NU trails 0-2)

3-19-92	N	L	65-86
3-21-97	A	L	67-76
Totals			132-162

Coppin State (NU leads 1-0)

12-6-96	H	W	88-72
---------	---	---	-------

Cornell (NU leads 2-0)

12-29-55	N	W	70-69
12-29-82	N	W	66-56
Totals			136-125

Cotner College (NU leads 4-1)

12-12-1908	H	W	28-24
1-7-11	H	L	17-35
1-11-13	H	W	29-18
1-17-14	H	W	56-11
1916-17	W		42-10
Totals			172-98

Creighton (NU leads 25-20)

1922-23	A	L	24-46
1923-24	H	W	25-21
2-28-25	A	W	15-11
1-9-26	A	W	20-15
2-15-26	H	L	11-15
3-4-32	A	L	18-47
3-7-32	H	L	26-28
12-9-77	H	W	65-58
12-9-78	A	L	61-78
12-8-79	H	W	64-55
12-6-80	A	L	61-66 (OT)
12-5-81	H	W	86-46
12-4-82	A	W	65-62
12-3-83	H	W	65-56
3-15-84	A	W	56-54
12-8-84	A	W	78-73
12-7-85	H	W	71-52
12-6-86	A	L	66-78
1-3-87	H	W	70-65 (OT)
12-9-87	A	L	73-88
11-26-88	H	W	86-77
12-14-89	A	L	83-86
12-6-90	H	W	97-63
12-7-91	A	W	90-85
12-10-92	H	W	100-83
12-9-93	A	W	67-53
12-7-94	H	W	85-57
12-6-95	A	W	88-67
1-8-97	H	W	71-52
12-10-97	A	L	73-84
12-9-98	H	W	76-60
12-9-99	A	L	72-89
1-2-01	H	L	51-62
12-12-01	A	L	70-76
12-21-02	H	L	73-81
12-10-03	A	L	54-61
3-16-04	A	W	71-70
12-11-04	H	L	48-50
12-11-05	A	L	44-70
11-18-06	H	W	73-61
11-24-07	A	L	62-74
11-29-08	H	W	54-52
12-06-09	A	L	61-67
12-5-10	H	W	59-54
12-4-11	A	L	66-76
Totals			2,904-2,729

Crete (NU leads 1-0)

1-4-1907	A	W	82-8
----------	---	---	------

Davidson (NU trails 0-1)

11-19-2010	N	L	67-70
------------	---	---	-------

Delaware State (NU leads 3-0)

12-29-94	H	W	94-52
12-20-95	H	W	88-41
12-8-03	H	W	68-39
Totals			250-132

Denver (NU leads 6-2)

3-1-1907	H	W	40-13
1-26-35	H	W	34-22
1-7-36	A	L	35-45
12-16-57	H	W	68-63
12-13-60	H	W	77-52
12-15-62	H	L	54-63
11-26-82	H	W	94-58
1-4-02	H	W	79-75 (OT)
Totals			481-391

Denver YMCA (NU leads 1-0)

2-3-1903	A	W	44-29
----------	---	---	-------

DePaul (NU trails 1-4)

3-4-08	A	W	25-18
12-22-33	A	L	13-33
2-24-39	H	L	33-37
12-11-43	A	L	15-55
3-28-83	N	L	58-68
Totals			144-211

Detroit (NU trails 3-4)

12-28-37	A	L	33-34
1-2-40	H	L	46-47
12-29-41	A	L	29-33
1-31-59	H	W	91-77
12-17-60	A	L	62-71
12-22-86	H	W	71-55
12-7-87	A	W	63-58
Totals			332-375

Doane (NU leads 2-0)

1-17-1899	H	W	52-7
1899-00	H	W	57-3
Totals			109-10

Drake (NU leads 43-14)

1-22-1909	H	W	39-30
1-23-1909	H	W	34-12
2-10-1909	A	L	12-34
2-11-1909	A	L	15-25
1-28-10	H	W	40-14
1-29-10	H	W	27-6
2-8-10	A	W	20-16
2-10-10	A	W	22-13
1-12-12	H	W	42-24
1-13-12	H	W	35-13
2-21-12	A	W	33-15
2-22-12	A	W	46-14
1-31-13	H	W	32-7
2-1-13	H	W	24-15
2-19-13	A	W	21-4
2-20-13	A	W	25-11
2-13-14	H	W	32-20
2-14-14	H	W	31-10
2-19-14	A	W	36-17
2-10-15	A	W	14-5
2-11-15	A	W	23-14
2-19-15	H	L	19-20
2-20-15	H	W	27-11
1-21-16	H	W	41-12
1-22-16	H	W	44-16
2-23-16	A	W	34-24
2-24-16	A	W	40-15
1916-17	W		23-13
1916-17	W		26-18
1917-18	A	W	32-10
1917-18	A	W	21-14
1-22-19	A	W	34-13
1-25-19	A	W	24-14
1-30-19	H	L	15-22
2-1-19	H	W	19-9
2-18-22	A	L	32-34
2-28-22	H	L	15-29
1922-23	H	L	18-30
1-25-23	A	L	25-36
1923-24	A	L	15-19
1923-24	H	L	12-25
1-17-25	H	W	20-8
3-2-25	A	L	10-18
2-2-26	A	W	23-21
3-1-26	H	W	22-21
1926-27	H	L	34-35
3-4-27	A	W	46-32
1-14-28	A	L	28-32
2-14-28	H	W	34-27
2-16-29	H	W	37-24
2-			

Duquesne (NU trails 1-2)			
12-20-48	A	L	49-55
12-9-69	H	W	82-77
12-6-71	A	L	53-75
Totals			184-207
Eastern Illinois (NU leads 5-0)			
12-3-90	A	W	94-64
1-4-92	H	W	81-68
1-2-93	H	W	70-54
11-23-99	H	W	81-78 (20T)
11-21-00	H	W	85-71
Totals			411-335
Eastern Michigan (NU leads 1-0)			
11-29-03	H	W	67-59
Eastern Washington (NU leads 5-0)			
12-3-79	H	W	82-68
1-14-84	H	W	105-71
12-21-91	H	W	102-67
12-31-02	H	W	63-60
12-18-10	H	W	72-42
Totals			361-248
Emporia State (NU leads 1-0)			
2-4-56	H	W	72-59
Evansville (Series tied 1-1)			
1-3-85	A	L	73-80
1-6-86	H	W	77-70
Totals			150-150
Fairleigh Dickinson (NU leads 1-0)			
11-22-03	H	W	80-64
Florida A&M (NU leads 2-0)			
12-20-93	H	W	86-61
1-5-09	H	W	81-56
Totals			167-117
Florida Gulf Coast (NU leads 1-0)			
11-7-01	H	W	51-50
Florida State (NU trails 0-1)			
12-31-05	N	L	60-74
Fond du Lac (NU trails 0-1)			
1900-01	A	L	20-32
Fordham (NU leads 1-0)			
12-30-92	N	W	79-55
Fort Dodge (NU leads 5-1)			
1904-05		W	53-27
3-21-1906	A	W	33-23
2-14-1907	A	W	34-22
2-9-14	A	W	38-22
1917-18	H	W	19-16
1917-18	H	L	14-21
Totals			171-132
Fort Dodge Company G (NU trails 0-1)			
1-6-15	A	L	18-23
Fort Riley (NU leads 1-0)			
2-20-1906	A	W	43-13
Fresno State (NU leads 2-0)			
12-15-51	H	W	72-48
3-22-96	A	W	83-71
Totals			155-119
Furman (NU leads 2-0)			
1-4-88	A	W	75-74 (OT)
12-17-88	H	W	69-56
Totals			144-130
Gardner Naval Reserve (NU trails 0-2)			
1-21-43	H	L	37-52
2-6-43	N	L	37-43
Totals			74-95
George Washington (NU trails 0-1)			
1-2-37	A	L	22-41

Georgia (Series tied 1-1)			
12-20-85	H	L	63-67
3-16-95	H	W	69-61
Totals			132-128
Georgia Southern (NU leads 1-0)			
12-1-95	H	W	82-59
Georgia State (NU leads 2-0)			
1-4-73	N	W	63-54
12-11-73	H	W	78-75 (OT)
Totals			141-129
Georgia Tech (NU trails 0-1)			
12-28-83	A	L	49-66
Grambling State (NU leads 3-1)			
1-6-88	H	L	68-71 (OT)
12-2-95	H	W	96-80
12-6-97	H	W	85-48
12-21-10	H	W	79-39
Totals			328-238
Great Lakes (NU trails 0-1)			
1-24-42	H	L	40-50
Greeley HS (NU leads 1-0)			
2-6-1903	A	W	25-15
Grinnell (NU leads 17-7)			
2-23-1907	A	L	21-27
3-7-1908	A	L	14-37
1916-17		L	9-22
1-23-19	A	W	24-14
1-24-19	A	L	15-16
3-12-19	H	W	27-15
3-13-19	H	L	21-22
1-14-21	H	W	31-10
1-15-21	H	W	28-15
2-11-21	A	W	31-16
2-12-21	A	W	29-22
1-14-22	H	W	27-17
2-7-22	A	W	28-25
1-27-23	A	W	20-13
1922-23	H	L	17-32
1923-24	A	W	32-19
1923-24	H	W	32-18
2-9-25	H	W	35-27
3-3-25	A	L	21-36
1-16-26	H	W	24-14
1-30-26	A	W	39-18
1926-27	H	W	30-22
2-10-28	A	W	35-22
2-28-28	H	W	35-16
Totals			625-495
Hamline (NU leads 2-0)			
1-7-15	A	W	20-9
1916-17		W	15-8
Totals			35-17
Harvard (NU leads 3-0)			
12-30-48	N	W	56-54
1-3-53	H	W	92-53
12-1-89	H	W	117-79
Totals			265-186
Haskell (NU trails 0-2)			
2-28-1902	A	L	29-79
1-17-1903	A	L	18-25
Totals			47-104
Hastings (NU leads 1-0)			
1-13-20	A	W	47-9
Hawaii (NU trails 2-6)			
12-11-67	A	L	74-82
12-13-67	A	L	72-86
12-2-76	A	W	64-59
12-3-76	A	W	60-59
12-29-79	N	L	55-67
12-29-97	A	L	62-87
3-22-04	A	L	83-84
12-22-06	N	L	72-81
Totals			542-605

Hawaii-Hilo (NU trails 0-1)			
12-1-76	A	L	66-71
Highland Park (NU trails 1-2)			
1903-04		L	Score NA
1904-05		L	34-39
1-23-1908	H	W	51-23
Totals			85-62
Hillyard's (NU trails 0-1)			
1926-27	A	L	20-36
Hofstra (Series tied 1-1)			
3-16-06	A	L	62-73
11-21-10	N	W	62-47
Totals			124-120
Houston (NU trails 1-3)			
12-3-62	A	L	61-68
12-14-63	H	L	58-64
12-12-69	A	L	82-112
12-23-06	N	W	70-57
Totals			271-301
Hudson College (NU leads 1-0)			
2-18-1907	A	W	26-25
Idaho (NU trails 3-4)			
12-23-49	H	W	66-45
12-17-71	H	W	90-49
1-2-80	A	L	55-64
11-29-80	H	L	53-64
12-5-88	A	L	68-83
12-11-89	H	L	72-79
12-28-90	H	W	85-65
Totals			489-449
Idaho State (NU leads 1-0)			
12-3-94	H	W	98-72
Illinois Wesleyan (NU leads 1-0)			
1-4-21	A	W	32-1
Independence (NU leads 1-0)			
2-22-1906	A	W	41-16
Iona (NU leads 2-0)			
3-21-83	H	W	85-73
12-20-00	N	W	81-80
Totals			166-153
Iowa State (NU leads 131-103)			
1-15-09	H	W	42-20
1-16-09	H	W	40-21
2-8-09	A	L	16-22
2-9-09	A	W	31-17
1-21-10	H	W	24-21
1-22-10	H	W	29-26
2-11-10	A	L	23-34
2-12-10	A	L	17-18
1-20-11	H	W	41-20
1-21-11	H	L	31-33
2-6-11	A	L	27-31
2-7-11	A	W	22-19
2-2-12	H	W	33-12
2-3-12	H	W	40-14
2-23-12	A	W	31-21
2-24-12	A	W	31-12
2-21-13	A	W	29-12
2-22-13	A	W	16-10
2-28-13	H	W	28-8
3-1-13	H	W	24-12
2-20-14	A	W	15-9
2-21-14	A	W	16-3
2-27-14	H	W	24-16
2-28-14	H	W	41-13
1-15-15	H	W	32-15
1-16-15	H	W	25-12
2-12-15	A	W	24-12
2-13-15	A	L	11-25
2-4-16	H	W	35-21
2-5-16	H	W	31-14
2-25-16	A	W	23-14
2-26-16	A	W	29-17

2-22-17	A	L	7-19
2-23-17	A	L	17-24
3-9-17	H	L	22-24
3-10-17	H	W	24-21
2-9-21	A	L	30-38
2-10-21	A	W	32-23
3-4-21	H	W	33-16
3-5-21	H	W	37-11
1-9-22	A	W	21-14
2-4-22	H	L	7-26
1-26-23	A	W	21-15
2-3-23	H	L	17-21
2-27-24	A	W	18-16
3-3-24	H	W	27-14
2-24-25	H	W	37-17
3-4-25	A	W	28-13
1-23-26	H	W	18-13
2-1-26	A	W	27-12
1-29-27	H	W	35-19
3-3-27	A	L	24-26
1-28-28	H	W	37-26
2-9-28	A	W	32-26
2-2-29	H	W	45-39
2-22-29	A	L	33-37
1-22-30	A	W	32-22
2-22-30	H	W	52-50
1-31-31	H	W	31-19
2-16-31	A	L	28-42
1-8-32	A	W	28-24
2-1-32	H	L	32-33
1-30-33	H	L	25-30 (OT)
2-28-33	A	W	43-16
1-5-34	A	W	37-31 (OT)
2-24-34	H	W	26-21
1-12-35	H	W	32-31
2-23-35	A	L	14-22
1-25-36	A	L	40-41 (OT)
2-15-36	H	W	49-20
1-16-37	H	W	45-33
3-3-37	A	W	48-31
1-29-38	A	W	35-32
2-14-38	H	W	50-23
1-30-39	H	W	51-44
2-27-39	A	L	28-41
1-8-40	H	W	44-28
2-17-40	A	L	33-40
1-25-41	A	W	38-35
2-1-41	H	W	41-36
1-31-42	A	L	33-39
2-7-42	H	W	39-31
1-18-43	A	L	38-50
2-27-43	H	W	51-36
1-8-44	H	L	24-56
2-14-44	A	L	35-58
1-8-45	H	L	38-50
2-19-45	A	L	45-47
1-14-46	A	L	39-57
2-8-46	H	L	45-57
12-13-46	*N	W	54-51
1-20-47	A	L	44-61
2-10-47	H	L	54-56
1-6-48	A	L	44-55
2-21-48	H	W	62-57
1-15-49	H	W	71-50
2-19-49	A	W	44-41
12-30-49	*N	W	85-67 (OT)
1-14-50	H	W	64-46
2-25-50	A	W	56-54 (OT)
1-8-51	H	W	51-49
2-2-51	A	L	51-67
12-29-51	*N	L	66-75
1-28-52	A	L	72-78
2-25-52	H	W	75-53
12-29-52	*N	W	83-79
1-17-53	H	L	60-78
3-2-53	A	L	66-93
1-4-54	A	W	74-60
2-27-54	H	W	78-65
1-4-55	H	W	76-63

2-26-55	A	L	75-82	2-24-90	A	L	85-101	2-24-11	H	W	34-24	1-6-51	A	L	41-66
2-18-56	H	L	69-71 (OT)	1-12-91	H	W	97-87	2-25-11	H	W	38-28	2-10-51	H	L	52-61
3-9-56	A	L	74-94	2-13-91	A	W	65-57	1-19-12	A	W	30-26	1-14-52	H	L	66-69
12-29-56	*N	L	69-89	2-1-92	H	W	68-63	1-20-12	A	W	30-26	2-16-52	A	L	52-90
2-16-57	A	L	47-59	2-22-92	A	W	80-70	3-1-12	H	W	49-21	12-27-52	*N	L	66-73
3-9-57	H	W	67-58	2-3-93	A	L	69-96	3-2-12	H	W	29-28	1-12-53	H	L	59-65
12-30-57	*N	L	51-61	2-27-93	H	W	91-87	3-10-13	H	W	40-25	2-14-53	A	L	58-77
1-18-58	H	L	52-57	1-3-94	A	W	78-72	3-11-13	A	W	18-16	2-13-54	A	L	68-79
2-1-58	A	L	63-78	2-12-94	H	W	102-96	3-12-13	**N	L	24-30	2-22-54	H	L	62-67
1-17-59	H	W	52-49	2-11-95	A	L	69-72 (OT)	1-22-15	A	L	18-43	12-30-54	*N	L	66-69
2-28-59	A	L	56-59	3-5-95	H	L	77-79	1-23-15	A	L	23-30	1-15-55	H	W	66-62
1-4-60	A	L	53-57	2-3-96	H	L	65-75	1-14-16	H	W	34-33	2-19-55	A	W	68-55
2-13-60	H	W	69-49	2-10-96	A	L	59-74	1-15-16	H	W	40-27	2-11-56	A	L	56-80
1-21-61	H	L	58-66	3-8-96	*N	L	60-62	2-16-17	A	W	21-19	2-25-56	H	L	56-60
2-13-61	A	L	62-68	1-29-97	H	L	67-77	2-17-17	A	L	10-30	2-9-57	H	L	54-69
1-20-62	A	L	72-84	2-22-97	A	W	74-69 (OT)	2-15-18	H	W	24-23	2-23-57	A	L	60-87
2-12-62	H	L	66-79	1-24-98	H	W	63-49	2-16-18	H	L	25-31	2-8-58	A	L	46-102
12-26-62	*N	L	68-82	2-28-98	A	W	70-62	3-5-19	A	L	17-31	2-22-58	H	W	43-41
2-4-63	A	L	69-83	1-30-99	A	L	47-52	3-6-19	A	W	29-24	2-14-59	H	L	55-63
2-11-63	H	L	54-75	2-13-99	H	W	59-57	1-19-22	H	L	15-25	2-21-59	A	L	50-66
1-6-64	A	W	55-52	1-12-00	H	L	65-66	3-6-22	A	L	18-41	1-9-60	H	L	47-60
2-22-64	H	W	57-55	2-12-00	A	L	65-87	1-5-23	A	L	20-30	3-7-60	A	L	74-79
12-30-64	*N	L	62-69	1-20-01	H	L	59-60	2-12-23	H	L	15-36	12-28-60	*N	L	53-78
1-18-65	H	W	88-79	3-3-01	A	L	73-86	1-18-24	A	L	18-19	2-11-61	H	L	33-38
2-20-65	A	W	69-65	1-26-02	H	W	86-84 (OT)	1-26-24	H	L	10-13	2-25-61	A	W	69-68
1-4-66	A	W	76-74	2-16-02	A	L	79-85	1-31-25	H	L	20-25	12-30-61	*N	L	68-69
2-12-66	H	W	81-70	1-25-03	A	L	61-71	2-17-25	A	L	20-28	1-6-62	A	W	69-67
2-11-67	H	W	94-82	3-1-03	H	W	69-63	2-6-26	H	L	14-25	2-21-62	H	L	70-73
2-18-67	A	W	76-65	1-10-04	A	L	74-89	2-27-26	A	L	17-30	1-19-63	A	L	53-72
1-5-68	A	L	70-85	2-28-04	H	W	68-65	1-19-27	A	W	27-24	2-23-63	H	L	39-45
3-1-68	H	L	92-93 (OT)	2-8-05	H	L	60-65	2-26-27	H	L	25-34	1-14-64	A	L	48-74
1-25-69	A	L	93-99 (OT)	2-27-05	A	W	76-69	2-17-28	A	L	27-33	2-24-64	H	L	55-64
2-15-69	H	L	74-75 (OT)	1-17-06	H	L	75-88	2-24-28	H	W	32-28	1-4-65	H	L	56-66
12-29-69	*N	W	74-66	2-15-06	A	W	73-63	1-19-29	H	W	30-29	2-23-65	A	L	62-71
1-6-70	A	L	70-72	1-10-07	A	L	62-71	2-7-29	A	W	37-31	12-30-65	*N	L	61-71
3-7-70	H	W	87-81	2-28-07	H	L	63-69	2-10-30	A	L	20-27	1-18-66	H	W	83-75
1-16-71	H	W	84-62	2-2-08	H	W	64-56	3-1-30	H	L	35-36	2-26-66	A	L	73-110
2-9-71	A	W	69-67 (OT)	2-16-08	A	L	52-60	1-19-31	A	W	31-30 (OT)	2-7-67	A	L	58-84
2-12-72	H	W	76-71	1-14-09	A	L	53-65	2-14-31	H	L	29-34	3-4-67	H	L	57-64
3-6-72	A	L	67-76	3-4-09	H	W	77-61	1-12-32	H	L	31-34	2-17-68	A	L	60-71
12-27-72	*N	L	64-75	1-16-10	H	L	53-56	2-15-32	A	L	19-51	2-27-68	H	W	76-69
1-30-73	A	L	60-81	2-24-10	A	L	74-78	1-6-33	A	L	29-32	12-26-68	*N	L	56-82
2-27-73	H	L	76-82	1-8-11	H	W	63-62	2-4-33	H	L	20-34	1-4-69	H	L	52-56
2-5-74	H	W	91-88 (3OT)	2-25-11	A	L	82-83 (OT)	1-9-34	H	W	24-21	2-22-69	A	L	73-79
3-9-74	A	L	58-76	Totals			12,614-11,261	2-19-34	A	L	24-25	12-30-69	*N	W	78-73
2-8-75	H	W	75-62	* at Kansas City				2-11-35	A	L	21-32	2-7-70	H	W	84-73
3-8-75	A	L	69-82	**Phillips 66 Big Eight Championship				2-15-35	H	L	24-32	2-17-70	A	L	87-100
2-7-76	A	W	66-56	IPFW (NU leads 3-0)				1-20-36	A	L	23-45	12-30-70	*N	L	52-72
3-6-76	H	W	82-66	12-14-02	H	W	63-46	2-29-36	H	L	36-43	2-6-71	H	L	67-81
12-29-76	*N	W	75-55	11-26-07	H	W	79-62	2-2-37	A	L	22-27	3-13-71	A	L	54-59
1-15-77	A	W	49-48	12-20-08	H	W	75-48	2-27-37	H	W	37-32	1-29-72	A	L	55-57 (OT)
2-5-77	H	W	66-51	Totals			217-156	2-2-38	A	L	33-48	2-19-72	H	W	99-78
1-14-78	H	L	59-65	Jackson State (NU leads 2-0)				2-26-38	H	L	47-50	12-29-72	*N	W	74-72
2-4-78	A	W	62-56	12-19-09	H	W	57-41	1-14-39	H	W	48-37	2-10-73	A	W	59-46
1-6-79	A	W	72-68	12-1-10	H	W	76-57	2-14-39	A	L	46-49	2-24-73	H	W	62-59
2-10-79	H	L	46-48	Totals			133-98	1-23-40	A	L	24-40	12-29-73	*N	L	66-75
1-9-80	A	W	58-50	Kansas (NU trails 71-170)				2-24-40	H	L	41-48	1-12-74	A	L	64-79
2-9-80	H	W	69-66	3-2-00	H	W	48-8	2-10-41	A	L	38-44	2-26-74	H	L	46-51
1-28-81	A	W	61-56	3-1-01	A	W	35-29	3-1-41	H	L	53-55	12-28-74	*N	L	62-63
2-18-81	H	W	81-61	1-31-02	H	W	23-18	1-17-42	H	L	32-51	2-5-75	A	L	44-72
1-23-82	H	W	60-47	2-12-06	H	L	17-37	2-14-42	A	L	30-58	3-5-75	H	L	77-79 (2OT)
2-20-82	A	L	61-63	2-9-07	H	W	32-19	2-13-43	H	L	24-56	12-27-75	*N	L	66-69
1-18-83	A	W	59-54	1-17-08	A	W	20-17	2-23-43	A	L	33-52	2-4-76	H	W	57-54
2-19-83	H	W	67-66	1-18-08	A	W	23-21	1-15-44	A	L	27-51	3-3-76	A	W	62-58
3-8-83	**H	W	94-71	2-21-08	H	L	26-28	2-19-44	H	L	47-56	1-26-77	H	W	60-57
1-18-84	A	W	64-63	2-22-08	H	L	25-28	1-12-45	A	L	33-48	2-19-77	A	L	66-74
2-18-84	H	L	48-69	1-8-09	A	L	13-48	2-10-45	H	W	59-45	2-26-77	**A	L	58-61
1-30-85	A	L	65-76	1-9-09	A	L	17-36	1-11-46	H	L	45-56	1-25-78	H	W	62-58
2-21-85	H	W	74-57	1-30-09	H	L	13-18	2-15-46	A	L	30-72	2-18-78	A	L	70-75
1-25-86	H	W	75-58	3-4-09	*N	L	22-28	1-14-47	H	W	48-46	1-27-79	H	W	66-64 (OT)
2-22-86	A	L	73-81	3-5-09	*N	L	15-24	2-15-47	A	L	37-69	2-21-79	A	L	59-66
3-8-86	*N	L	58-75	3-6-09	*N	W	32-29	12-20-47	*N	L	60-64 (OT)	1-16-80	H	W	64-57
1-20-87	A	L	75-91	1-7-10	A	L	17-32	2-7-48	A	W	61-57	2-5-80	A	W	61-56
2-11-87	H	W	66-65	1-8-10	A	L	16-40	3-6-48	H	W	70-64	1-31-81	H	W	57-54
1-20-88	A	L	76-114	2-26-10	H	L	20-40	1-8-49	H	W	52-34	2-25-81	A	L	49-75
2-27-88	H	L	84-85	2-27-10	H	L	13-40	2-12-49	A	W	49-39	1-13-82	H	W	75-55
1-31-89	A	L	76-88	2-10-11	A	W	15-11	1-10-50	H	W	57-56	2-13-82	A	L	63-66
2-25-89	H	W	77-74	2-11-11	A	L	12-37	2-11-50	A	L	36-49	2-5-83	H	W	68-61
1-27-90	H	L	83-91					12-30-50	*N	L	47-63	3-2-83	A	W	60-58

1-25-84	A	L	61-77	2-14-10	H	L	17-28	3-1-52	H	L	60-75	1-16-85	H	W	75-63
2-15-84	H	L	66-67	1-18-12	A	W	26-25	2-7-53	H	W	80-67	2-16-85	A	L	62-68
2-2-85	H	L	80-91	2-15-13	H	W	27-16	3-10-53	A	L	80-108	2-5-86	***H	L	54-64
2-28-85	A	L	65-70	1-20-15	A	W	26-19	12-26-53	*N	W	78-74	3-1-86	A	W	64-60
3-5-85	**N	L	69-74	1-21-15	A	W	26-20	1-11-54	H	W	88-75	1-10-87	A	L	82-114
1-15-86	H	L	70-81	2-11-16	H	W	21-20	2-6-54	A	L	70-91	2-14-87	H	W	78-76
2-15-86	A	L	61-79	2-12-16	H	W	26-25	1-11-55	H	W	69-59	3-6-87	**N	L	45-47
1-22-87	A	L	65-86	1916-17	A	L	13-45	2-5-55	A	L	62-79	2-6-88	A	L	63-65
2-28-87	H	W	83-81 (OT)	1916-17	A	L	10-34	12-30-55	*N	L	51-79	3-2-88	H	L	67-77
1-27-88	H	W	70-68	1917-18	A	W	31-23	2-6-56	H	L	52-66	3-11-88	**N	L	70-75
2-16-88	A	L	48-70	1917-18	A	L	16-26	2-20-56	A	L	50-73	1-21-89	H	L	68-80
2-4-89	H	W	74-70	3-8-19	H	L	32-34	2-4-57	A	L	53-89	2-11-89	A	L	66-80
3-1-89	A	L	71-80	3-9-19	A	L	21-30	2-18-57	H	L	56-81	2-3-90	H	W	74-71
1-8-90	H	L	93-98	2-14-22	A	W	25-24	12-28-57	*N	L	57-88	3-3-90	A	L	57-80
2-17-90	A	L	67-94	3-3-22	H	W	21-13	1-11-58	A	L	59-74	1-5-91	A	W	74-69
2-5-91	A	L	77-85	1-6-23	A	W	21-15	3-3-58	H	W	55-48	2-23-91	H	W	85-78
3-3-91	H	W	85-75	1922-23	H	L	14-17	2-2-59	H	L	43-50	2-8-92	A	L	66-70
3-9-91	**N	W	87-83	1923-24	H	W	27-14	3-9-59	A	L	54-76	3-4-92	H	W	91-62
1-25-92	A	L	78-103	1-17-24	A	L	23-26	12-29-59	*N	L	63-71	1-23-93	H	L	64-66
2-19-92	H	W	81-79 (OT)	1-9-25	A	W	23-11	2-20-60	H	W	70-60	2-13-93	A	W	80-59
2-7-93	H	W	68-64	2-13-25	H	W	32-20	3-5-60	A	L	74-83	3-12-93	**N	L	45-47
3-3-93	A	L	83-94	2-9-26	A	L	26-41	2-27-61	H	L	67-77	2-9-94	A	W	76-68
2-6-94	A	L	87-94	2-16-26	H	L	21-28	3-4-61	A	L	56-75	2-26-94	H	W	86-77
2-23-94	H	W	96-87	1926-27	A	L	23-34	12-27-61	*N	L	48-60	1-12-95	H	W	78-56
1-23-95	A	L	67-84	1926-27	H	W	26-24	2-3-62	A	L	53-72	3-1-95	A	L	73-75
2-14-95	H	L	68-91	1-21-28	H	L	24-29	3-7-62	H	L	60-84	1-31-96	A	L	68-77
1-28-96	H	L	73-88	2-18-28	A	L	22-28	1-12-63	A	L	53-66	3-3-96	H	W	70-66
2-19-96	A	L	71-81	1-24-29	A	L	21-30	2-2-63	H	L	60-72	1-15-97	H	W	87-77 (OT)
2-1-97	A	L	77-82 (OT)	3-2-29	H	W	62-45	12-26-63	*N	L	78-100	2-10-97	A	L	53-61
3-2-97	H	L	65-85	1-10-30	A	W	41-39	2-3-64	H	L	66-73 (OT)	1-28-98	A	L	49-72
1-3-98	A	L	76-96	2-1-30	H	L	42-46	2-17-64	A	L	48-50	2-7-98	H	L	63-69
2-1-98	H	L	71-82	2-9-31	A	W	37-31	2-9-65	A	W	62-57	1-13-99	H	W	70-61
3-7-98	**N	L	59-91	2-24-31	H	L	30-32	3-8-65	H	L	67-79	2-24-99	A	L	45-62
1-27-99	H	W	84-69	1-18-32	A	L	20-32	1-15-66	A	W	82-71	1-8-00	A	L	79-97
2-10-99	A	W	64-59	2-6-32	H	W	32-26	3-1-66	H	W	79-69	1-29-00	H	W	81-72
3-5-99	**N	L	53-77	1-14-33	H	W	31-25	12-27-66	*N	L	81-98	1-30-01	A	W	63-61
1-15-00	A	L	82-97	2-13-33	A	L	30-36	2-4-67	A	W	67-59	2-14-01	H	W	82-56
2-23-00	H	L	58-83	1-15-34	A	L	24-25	2-25-67	H	W	79-71	3-8-01	**N	L	58-62
1-17-01	A	L	62-84	2-3-34	H	W	38-31	12-30-67	*N	W	66-62	2-9-02	H	W	99-82
2-25-01	H	L	74-78	1-21-35	A	L	41-47	1-9-68	A	L	62-78	3-2-02	A	L	58-67
1-9-02	A	L	57-96	3-2-35	H	W	28-21	2-10-68	H	W	92-68	1-22-03	A	L	53-77
2-24-02	H	L	87-88	2-1-36	H	W	43-30	1-7-69	A	L	72-95	2-25-03	H	W	68-61
1-11-03	A	L	59-92	2-10-36	A	W	40-32	3-1-69	H	W	88-71	2-4-04	A	L	61-78
2-1-03	H	L	51-81	1-30-37	A	W	41-38	1-13-70	H	L	64-71	2-18-04	H	L	58-63
2-15-04	H	W	74-55	2-15-37	H	W	40-37	2-21-70	A	L	62-79	1-8-05	H	W	95-85 (2ot)
3-3-04	A	L	78-67	1-22-38	H	W	46-32	1-9-71	A	L	69-70	3-5-05	A	L	53-73
1-19-05	A	L	57-59	2-21-38	A	L	29-41	3-2-71	H	W	87-71	1-11-06	A	W	57-42
2-5-05	H	L	65-78	1-17-39	A	L	38-43	2-1-72	H	W	61-60	3-1-06	H	L	64-66
1-21-06	A	L	54-96	2-8-39	H	W	42-34	3-11-72	A	L	76-81 (OT)	1-27-07	A	L	45-61
2-8-06	H	L	48-69	1-19-40	A	L	25-32	2-3-73	H	L	55-82	2-13-07	H	W	74-63
1-29-07	H	L	56-76	2-13-40	H	W	61-28	3-3-73	A	L	70-97	2-6-08	A	L	59-74
2-17-07	A	L	39-92	1-7-41	H	W	33-23	12-27-73	*N	L	47-68	2-20-08	H	W	71-64
1-12-08	H	L	58-79	1-17-41	A	L	32-35	1-22-74	H	L	65-73	1-17-09	H	W	73-51
1-26-08	A	L	49-84	1-6-42	H	W	44-38	3-2-74	A	W	58-54	2-28-09	A	L	72-77
3-14-08	**N	L	54-64	2-2-42	A	L	35-38	12-30-74	*N	L	63-80	2-2-10	H	L	57-76
1-28-09	H	L	62-68	1-5-43	A	W	41-32	1-18-75	H	W	74-61	2-17-10	A	L	87-91
2-21-09	A	L	53-70	2-17-43	H	W	50-47 (OT)	2-19-75	A	L	64-65	2-2-11	A	L	53-69
1-13-10	H	L	72-84	2-1-44	H	W	54-47	1-17-76	A	W	65-59	2-23-11	H	L	57-61
2-6-10	A	L	64-75	2-29-44	A	L	37-40	2-18-76	H	L	53-65	Totals			11,897-12,555
1-15-11	A	L	60-63	12-23-44	*N	L	46-49	1-8-77	H	L	52-57	* at Kansas City			
2-2-11	H	L	66-86	1-20-45	A	L	48-70	2-9-77	A	L	62-67	** Phillips 66 Big Eight/Big 12 Championship			
Totals			11,958-13302	2-24-45	H	L	47-55	12-29-77	*N	L	60-69	***Kansas State forfeit			
*at Manhattan, Kan.				12-15-45	*N	W	62-47	1-7-78	A	W	77-63	Kent State (NU leads 2-0)			
**Phillips 66 Big Eight/Big 12 Championship				1-2-46	H	W	44-37	2-8-78	H	W	63-50	12-5-92	H	W	85-61
Kansas City YMCA (NU leads 1-0)				2-28-46	A	L	49-54	1-17-79	H	W	55-53	12-21-00	N	W	69-68
1-29-1906	H	W	25-24	1-4-47	A	L	54-63	2-7-79	A	L	46-58	Totals			154-129
Kansas City Athletic Club (NU trails 2-3)				5-27-47	H	W	54-50	2-28-79	**A	L	60-61 (20T)	Kentucky (NU trails 1-2)			
1-13-1906	H	W	33-22	1-31-48	H	L	45-64	1-26-80	A	L	64-66 (20T)	12-18-40	H	W	40-39
2-23-1906	A	L	21-49	2-27-48	A	L	49-56	2-20-80	H	W	70-58	12-16-41	A	L	27-42
2-25-1906	A	W	26-25	12-28-48	*N	L	34-48	2-29-80	**N	L	59-60	12-15-72	A	L	60-85
1923-24	A	L	18-27	1-31-49	H	W	70-48	1-14-81	H	W	59-49	Totals			127-166
1-2-26	A	L	20-36	3-1-49	A	L	28-53	2-14-81	A	L	49-66	Knox (NU leads 1-0)			
Totals			118-159	1-30-50	H	W	65-63 (OT)	2-3-82	H	L	64-75	2-26-20	A	W	31-24 (OT)
Kansas State (NU trails 93-127)				3-11-50	A	L	60-63	2-27-82	A	L	50-67	La Salle (Series tied 1-1)			
1905-06	A	W	50-14	12-29-50	*N	L	53-72	1-26-83	H	W	59-43	12-16-66	N	L	76-99
1-15-08	A	W	36-18	2-5-51	H	L	50-79	2-16-83	A	W	56-45	12-18-71	H	W	75-60
1-7-09	A	W	36-31	2-26-51	A	L	48-74	2-4-84	A	W	47-46	Totals			151-159
1-6-10	A	L	16-27	12-27-51	*N	L	67-87	2-28-84	H	W	63-56				
				1-12-52	A	L	36-71	3-7-84	**H	L	39-41				

Lawrence (NU leads 1-0)			
1904-05	W		37-24
Lehigh (NU leads 1-0)			
12-4-87	H	W	71-66
Lewis (NU trails 0-1)			
1904-05		L	32-61
Lincoln High (NU leads 1-0)			
1903-04	W		49-26
Lincoln YMCA (NU leads 10-4)			
2-2-1897	H	W	11-8
2-23-1897	H	W	23-14
1-8-1898	H	L	9-15
2-1-1898	H	L	13-20
1899-00	H	W	39-7
1900-01	H	W	10-8
2-1-1902	H	W	32-30
12-18-1902	H	W	25-18
1-24-1903	H	L	24-35
2-20-1903	H	W	33-20
1903-1904	W		Score NA
1903-1904	W		Score NA
1903-1904	H	W	31-12
12-17-1908	H	L	16-34
Totals			266-221
Lipscomb (NU leads 2-0)			
1-7-03	H	W	70-60
12-22-03	H	W	75-52
Totals			145-112
Long Beach State (NU leads 3-0)			
12-6-74	N	W	67-55
1-9-95	A	W	82-71
1-6-96	H	W	69-68
Totals			218-194
Longwood (NU leads 1-0)			
11-18-05	H	W	80-65
Louisiana State (NU trails 0-1)			
12-30-88	N	L	87-90
Louisiana Tech (NU leads 1-0)			
11-20-05	H	W	59-56
Louisville (NU trails 0-2)			
12-30-46	A	L	53-68
12-30-79	N	L	58-65
Totals			111-133
Loyola (Ill.) (Series tied 1-1)			
12-26-36	A	L	35-53
2-19-38	H	W	39-38
Totals			74-91
Loyola Marymount (NU leads 1-0)			
12-12-80	N	W	67-66
Lubbock Christian (NU leads 1-0)			
11-21-06	H	W	65-42
MacMurray (NU leads 1-0)			
12-15-73	H	W	76-50
Mankato State (NU leads 1-0)			
12-22-76	H	W	64-61
Marquette (Series tied 4-4)			
12-20-33	A	L	22-25
12-14-40	H	W	35-20
12-31-45	A	L	36-49
12-21-57	A	L	64-79
12-8-58	H	W	62-60
3-11-87	H	W	78-76
12-21-04	A	L	62-81
11-30-05	H	W	84-74
Totals			445-464
Marshall (NU trails 0-1)			
3-13-67	N	L	88-119
Marshfield (NU leads 1-0)			
2-19-1907	A	W	33-16

Maryland-Baltimore Co. (Series tied 1-1)			
1-17-89	H	W	86-65
12-23-08	H	L	64-66
Totals			150-131
Maryland-Eastern Shore (NU leads 3-0)			
1-4-08	H	W	86-50
1-3-09	H	W	88-56
1-2-10	H	W	74-60
Totals			248-166
Memphis (NU trails 0-1)			
12-22-54	A	L	79-86
Menasha (NU leads 1-0)			
1904-05	W		37-19
Mesa (NU leads 1-0)			
1-7-83	H	W	94-57
Miami (NU leads 3-1)			
12-22-51	A	L	60-70
12-18-70	H	W	85-58
12-16-00	N	W	72-64
12-30-06	A	W	82-67
Totals			299-259
Miami (Ohio) (NU leads 2-1)			
12-17-62	H	W	72-69
11-27-89	A	L	71-91
12-22-90	H	W	88-73
Totals			231-233
Middle Tennessee State (NU trails 0-1)			
12-8-73	N	L	65-76
Millikin (NU trails 0-1)			
1-4-35	A	L	35-36
Minneapolis YMCA (NU leads 1-0)			
1903-04	W		15-10
Minnesota Ag College (NU trails 0-1)			
3-6-1903	A	L	4-13
Minnesota-Duluth (NU leads 1-0)			
12-3-73	H	W	77-50
Mississippi (NU trails 1-2)			
12-17-77	H	W	80-70
12-16-78	N	L	67-70
3-24-08	A	L	75-85 (ot)
Totals			222-225
Mississippi State (NU trails 0-1)			
12-30-95	N	L	66-69
Missouri (NU trails 93-126)			
1-31-08	H	W	41-30
2-1-08	H	W	43-31
2-1-09	H	L	24-26
2-8-11	A	L	26-39
2-9-11	A	L	36-37 (OT)
2-26-11	H	W	30-23
2-27-11	H	L	20-23
2-9-17	H	L	16-18
2-10-17	H	L	7-18
2-8-18	H	L	9-22
2-9-18	H	L	8-16
2-14-19	A	W	28-26
2-15-19	A	W	21-14
1-13-22	H	L	31-46
2-24-22	A	L	16-55
1-22-23	A	L	18-33
2-24-23	A	L	22-39
1-5-24	H	W	24-18
2-8-24	A	W	31-11
2-21-25	A	W	25-20
2-27-25	H	W	24-21
2-19-26	H	L	24-26
3-5-26	A	L	22-24
1-15-27	A	W	35-23
2-14-27	H	W	27-22
12-17-27	A	L	15-36

1-7-28	H	W	36-26	2-9-63	H	L	61-69
1-12-29	H	L	25-30	3-6-63	A	L	72-84
2-25-29	A	W	39-33	1-11-64	H	W	74-69 (OT)
1-18-30	A	L	21-27	2-1-64	A	L	60-78
2-15-30	H	W	34-31	2-15-65	H	L	74-92
1-10-31	H	W	42-32	3-2-65	A	L	66-84
2-7-31	A	L	20-33	12-27-65	*N	W	69-67 (OT)
1-16-32	A	L	18-30	1-8-66	H	W	82-60
2-26-32	H	L	28-32	2-19-66	A	W	71-53
1-7-33	A	L	33-37	1-28-67	H	W	99-82
2-25-33	H	L	31-39	2-28-67	A	W	80-73
1-13-34	A	L	26-36	1-13-68	H	W	75-66
2-9-34	H	W	34-27	3-7-68	A	L	70-91
1-19-35	A	L	31-32	12-30-68	*N	W	76-70
2-4-35	H	L	21-23	2-1-69	H	W	87-71
1-10-36	H	W	31-26	2-11-69	A	L	60-79
2-8-36	A	W	43-33	2-14-70	H	W	60-48
1-9-37	A	W	31-22	2-28-70	A	L	63-80
2-19-37	H	W	50-21	2-13-71	H	W	81-72
1-14-38	H	L	18-27	2-27-71	A	L	65-77
2-12-38	A	L	30-38	12-27-71	*N	L	64-76
1-21-39	A	L	41-54	2-15-72	A	L	65-80
2-18-39	H	L	36-46	3-4-72	H	L	54-61
1-13-40	A	L	33-46	1-27-73	H	L	65-78
2-3-40	H	L	40-41	3-10-73	A	L	70-86
1-20-41	H	W	40-29	2-9-74	H	W	75-58
2-15-41	A	W	38-36	2-16-74	A	W	88-87
1-12-42	H	W	51-45	2-1-75	A	L	74-88
2-28-42	A	W	41-40	2-22-75	H	W	80-77
1-16-43	A	W	39-36	1-31-76	H	L	57-62
2-20-43	H	W	56-50	2-21-76	A	L	84-95 (OT)
2-5-44	H	L	32-36 (OT)	1-22-77	A	L	63-76
2-12-44	A	L	29-44	2-12-77	H	W	60-58
2-3-45	H	L	41-47	1-21-78	H	W	56-55
2-17-45	A	L	54-55 (2OT)	2-11-78	A	L	52-74
12-14-45	*N	L	54-63	3-3-78	**N	L	58-61
1-18-46	A	W	44-42	12-28-78	*N	W	58-56 (OT)
2-25-46	H	W	42-39	1-20-79	A	L	60-76
1-18-47	A	L	41-47	1-12-80	H	L	63-84
2-22-47	H	L	49-60	2-2-80	A	L	60-73
12-18-47	*N	W	46-44	1-24-81	H	W	66-53
1-12-48	H	L	54-66	2-21-81	A	L	45-55
2-14-48	A	L	41-47	1-16-82	H	L	42-44
12-29-48	*N	L	50-52	2-6-82	A	W	67-51
2-21-49	H	W	47-46	3-5-82	**N	L	53-58
3-7-49	A	W	52-48	1-29-83	A	L	56-79
2-6-50	H	W	50-41	2-26-83	H	L	51-54
2-20-50	A	W	55-48	3-11-83	*N	L	63-69
12-28-50	*N	W	54-52	1-21-84	H	L	48-50
2-19-51	H	W	54-52	2-11-84	A	W	61-56 (OT)
3-7-51	A	L	57-68	1-26-85	H	W	74-66
2-2-52	H	L	55-60	2-23-85	A	L	50-69
3-3-52	A	L	53-68	1-18-86	H	L	67-68
1-19-53	H	W	73-62	2-8-86	A	W	75-66
2-21-53	A	L	59-66	1-28-87	H	L	71-87
12-30-53	*N	L	57-72	2-18-87	A	L	64-80
1-18-54	H	W	80-72	1-16-88	H	W	70-68
3-1-54	A	L	67-82	2-11-88	A	L	67-92
12-27-54	*N	L	58-75	1-28-89	H	L	72-89
1-8-55	A	L	59-67	2-19-89	A	L	63-79
2-14-55	H	L	73-76	3-10-89	*N	L	70-98
12-28-55	*N	L	66-71	1-13-90	H	L	95-111
1-16-56	H	W	83-77	2-10-90	A	L	85-107
3-5-56	A	L	80-88	1-30-91	H	W	89-75
12-28-56	*N	W	70-65	2-20-91	A	L	71-91
1-19-57	A	W	84-65	3-10-91	*N	L	82-90
2-11-57	H	W	53-49	1-18-92	H	L	73-83
1-6-58	A	L	54-55	2-17-92	A	L	61-87
2-12-58	H	W	67-62 (OT)	1-30-93	H	W	88-87 (OT)
1-12-59	H	W	81-69	2-21-93	A	W	76-75
3-2-59	A	W	81-79	1-24-94	H	L	73-89
12-30-59	*N	W	78-67	3-5-94	A	L	78-80
1-11-60	A	L	61-69	3-12-94	*N	W	98-91
2-1-60	H	W	64-59	1-7-95	H	L	74-82
12-29-60	*N	W	90-72	2-22-95	A	W	78-75
1-7-61	H	W	62-48	1-24-96	H	W	76-58
3-6-61	A	L	76-97	2-7-96	A	L	98-99
2-17-62	A	W	65-63	1-18-97	H	W	76-53
2-24-62	H	L	63-81	1-22-97	A	L	74-75

3-6-97	**N	L	72-78
2-4-98	A	L	76-81 (OT)
2-18-98	H	W	67-66 (OT)
1-2-99	A	L	57-80
2-6-99	H	W	69-61
2-5-00	H	L	78-84
3-1-00	A	L	72-86
1-6-01	A	L	66-68
1-24-01	H	W	85-79
1-5-02	A	L	53-60
2-13-02	H	L	71-87
1-29-03	H	L	56-63
2-18-03	A	L	50-67
3-13-03	**N	L	61-70
1-24-04	A	L	51-72
2-7-04	H	W	78-62
1-22-05	A	L	70-80
2-19-05	H	L	53-56
3-10-05	**N	L	67-70
1-28-06	H	W	65-52
3-5-06	A	L	63-64
3-9-06	**N	W	71-64
2-3-07	A	W	66-61
2-24-07	H	W	82-77 (OT)
1-30-08	A	W	66-62
2-13-08	H	L	78-86 (OT)
3-13-08	**N	W	61-56
1-10-09	H	W	56-51
2-14-09	A	L	47-70
1-23-10	H	L	53-70
2-20-10	A	L	59-74
3-10-10	**N	W	74-60
1-12-11	A	L	69-77
3-1-11	H	W	69-58
Totals			12,260-12,905
* at Kansas City ** Phillips 66 Big Eight/Big 12 Championship			
Missouri-St. Louis (NU leads 1-0)			
12-27-86	H	W	89-63
Missouri Southern (NU leads 1-0)			
12-2-77	H	W	61-54
Missouri Western (NU leads 1-0)			
12-20-82	H	W	93-43
Monmouth (NU leads 1-0)			
12-4-99	H	W	63-47
Montana (NU leads 3-2)			
12-19-36	H	W	53-39
12-6-58	H	W	75-43
12-23-59	A	L	58-64
12-23-80	H	W	69-46
11-29-82	A	L	51-61
Totals			306-253
Montana State (NU leads 4-1)			
1-11-30	H	L	30-61
12-23-77	H	W	104-60
12-3-84	H	W	86-65
12-14-85	A	W	76-59
1-2-05	H	W	78-45
Totals			374-290
Morehead State (NU leads 2-0)			
12-29-88	N	W	81-77
12-2-94	H	W	96-55
Totals			177-132
Morgan State (NU leads 1-0)			
12-6-04	H	W	64-34
Morningside (NU leads 7-0)			
1903-04		W	57-27
1-26-11	A	W	23-19
1-27-12	A	W	62-10
12-17-19	H	W	37-14
12-18-19	H	W	39-9
2-24-20	A	W	44-12
2-25-20	A	W	50-13
Totals			312-104

Morrison (NU trails 0-1)			
3-5-1908	A	L	19-23
Muscatine (NU trails 0-1)			
1-11-1908	H	L	21-39
Murray State (NU trails 0-2)			
11-25-90	N	L	79-81
12-30-00	H	L	71-79
Totals			150-160
NATTC (NU trails 0-1)			
1-15-45	A	L	34-57
Navy Pre-Flight (NU trails 0-2)			
1-30-45	H	L	42-62
2-20-45	A	L	41-55
Totals			83-117
Nebraska-Omaha (NU leads 2-0)			
1-25-88	H	W	96-67
11-14-06	H	W	76-62
Totals			172-129
Nebraska Wesleyan (NU leads 20-6)			
12-13-1898	H	W	37-5
2-2-1899	A	W	57-3
1899-00	H	W	42-9
1-18-1902	H	W	63-14
1903-04		W	47-10
1903-04		L	31-32
1903-04		W	25-9
1904-05		W	32-31
1904-05		W	57-23
1-11-1907	A	W	38-26
3-25-1907	H	W	59-11
12-18-1907	A	W	33-19
3-8-1909	A	L	32-62
1-14-11	H	W	42-26
1-18-13	H	W	39-26
2-7-13	A	W	27-20
1-23-14	H	W	29-20
1-24-14	H	L	18-24
2-5-15	A	W	13-9
3-3-15	H	L	15-39
2-18-16	A	L	19-23
1916-17		W	27-14
1916-17		L	15-18
1917-18	A	W	18-10
1917-18	H	W	24-14
1922-23	H	W	24-22
Totals			863-519
Nevada-Las Vegas (Series tied 1-1)			
12-23-78	A	L	63-79
3-10-99	H	W	68-55
Totals			131-134
Nevada (NU leads 3-1)			
12-30-47	A	L	58-63
12-14-70	H	W	116-71
12-12-77	H	W	67-50
3-18-97	A	W	78-68
Totals			319-252
New Mexico State (Series tied 1-1)			
12-20-75	A	W	79-75
3-19-93	N	L	79-93
Totals			158-168
New Orleans (NU leads 1-0)			
11-22-97	H	W	81-66
Niagara (NU leads 2-0)			
1-1-38	A	W	43-37
3-19-04	H	W	78-70
Totals			121-107
Norfolk State (NU leads 1-0)			
11-20-07	H	W	83-48
North Carolina (NU trails 0-1)			
1-6-73	N	L	62-79

North Carolina A&T (NU leads 4-0)			
11-28-98	H	W	65-47
11-20-01	H	W	69-57
12-18-04	H	W	71-49
12-19-05	H	W	107-57
Totals			312-210
North Carolina Central (NU leads 1-0)			
12-22-07	H	W	71-28
UNC Greensboro (NU leads 2-0)			
11-16-97	H	W	75-51
11-14-98	H	W	79-59
Totals			154-110
UNC Wilmington (NU leads 1-0)			
12-5-97	H	W	85-68
North Dakota (NU leads 2-1)			
12-29-33	A	L	22-50
12-22-34	H	W	34-21
1-3-11	H	W	77-46
Totals			133-117
North Dakota State (NU leads 1-0)			
12-30-33	A	W	32-29
North Texas (NU leads 4-0)			
11-24-72	H	W	64-46
12-10-74	A	W	69-56
12-2-88	H	W	90-84
11-29-06	H	W	76-57
Totals			299-243
NE Louisiana (NU leads 1-0)			
11-25-94	H	W	99-77
NE Missouri State (NU leads 3-0)			
12-14-73	H	W	67-54
12-7-83	H	W	82-61
1-11-86	H	W	99-56
Totals			248-171
Northeastern Illinois (NU leads 2-0)			
12-21-94	H	W	101-60
12-18-95	H	W	94-76
Totals			195-136
Northern Colorado (NU leads 3-0)			
1-2-48	A	W	58-54
12-19-49	H	W	63-43
1-3-06	H	W	60-50
Totals			241-147
Northern Illinois (NU leads 2-1)			
1-12-89	H	W	71-56
12-5-89	A	L	56-65
2-18-91	H	W	82-73
Totals			209-194
Northern Iowa (NU leads 13-1)			
12-11-48	H	W	63-52
12-14-49	H	W	60-54
12-19-50	H	W	63-55
12-1-51	H	W	60-44
12-1-60	H	W	78-68
12-10-62	H	W	78-59
12-7-70	H	W	95-71
12-20-73	H	W	73-55
12-29-81	A	W	53-42
12-17-83	H	W	90-64
12-31-93	H	W	70-63
12-22-94	A	W	95-88 (OT)
12-16-95	H	L	104-109
2-13-97	A	W	77-69
Totals			1,056-893
Northern Michigan (NU leads 1-0)			
12-15-69	H	W	92-68
NW Missouri State (NU leads 10-0)			
12-1-48	H	W	59-39
12-7-49	H	W	58-39
12-4-50	H	W	61-39

12-11-51	H	W	59-43
1-21-55	H	W	74-54
12-1-58	H	W	85-44
12-13-76	H	W	88-53
12-20-80	H	W	79-59
1-7-84	H	W	93-67
1-5-87	H	W	105-64
Totals			761-501
Notre Dame (NU leads 5-2)			
2-20-20	A	W	25-18
2-21-20	H	W	31-15
2-18-21	H	W	25-18
2-19-21	H	W	39-21
12-9-57	A	L	56-69
12-14-59	H	L	62-70
12-11-61	H	W	65-61
Totals			303-262
Ohio (NU leads 3-0)			
12-19-57	H	W	61-53
12-16-61	H	W	81-64
12-3-93	H	W	94-68
Totals			236-185
Oklahoma (NU trails 83-104)			
1-31-21	H	W	34-20
2-1-21	H	W	28-15
1-27-22	A	L	21-29
2-22-22	H	W	39-34
1922-23	H	W	25-19
1922-23	A	L	25-31
1923-24	H	W	35-21
1923-24	A	L	20-32
1-10-25	A	W	23-18
2-7-25	H	W	31-17
1926-27	A	W	37-29
1926-27	H	W	36-26
2-25-28	H	L	36-38
3-3-28	A	L	28-43
1-26-29	A	L	20-29
2-11-29	H	L	34-39
1-20-30	H	W	35-20
2-8-30	A	W	47-37
1-17-31	A	W	36-30
2-28-31	H	W	41-30
1-23-32	H	L	34-37
2-13-32	A	L	32-46
2-11-33	A	L	35-39
3-4-33	H	L	27-38
1-27-34	H	L	36-44
2-17-34	A	L	23-53
2-9-35	A	L	32-38
2-18-35	H	W	32-24
1-18-36	A	W	40-33
2-24-36	H	W	55-28
1-18-37	H	L	31-34
2-12-37	A	W	33-29
2-5-38	A	L	48-50
2-9-38	H	W	52-42
1-28-39	A	L	39-56
3-4-39	H	L	45-53
1-27-40	H	L	41-56
2-9-40	A	L	28-45
1-10-41	H	L	29-40
2-22-41	A	W	43-42
2-16-42	A	L	29-37
2-21-42	H	L	41-46
1-30-43	H	L	32-56
3-1-43	A	L	48-65
1-17-44	A	L	35-45
2-26-44	H	L	32-43
1-3-45	H	L	37-44
1-13-45	A	L	45-48
1-7-46	A	L	48-70
2-11-46	H	L	44-51
12-14-46	*N	L	52-63
1-6-47	H	W	44-41
2-17-47	A	L	49-63
12-19-47	*N	L	46-47

2-9-48	A	L	57-79
3-1-48	H	L	74-81
2-14-49	A	L	45-47
3-5-49	H	L	49-56
3-14-49	**N	W	57-56
2-13-50	A	W	57-55
3-4-50	H	L	48-64
2-12-51	A	L	49-72
3-3-51	H	W	46-44
2-9-52	H	W	67-66
2-18-52	A	L	59-65
2-16-53	A	W	59-53
2-28-53	H	L	70-78
12-29-53	*N	L	70-86
1-9-54	H	W	76-72
2-15-54	A	L	68-76
2-12-55	H	W	75-67
2-21-55	A	L	76-78
2-13-56	A	W	68-61 (OT)
3-3-56	H	W	64-63 (OT)
2-25-57	A	L	53-55
3-6-57	H	W	64-55
1-13-58	H	W	57-54
2-10-58	A	L	39-66
12-30-58	*N	W	60-43
2-9-59	A	L	48-54
3-5-59	H	L	54-65
2-8-60	A	L	54-63
2-22-60	H	L	49-50
2-6-61	A	L	58-69
2-20-61	H	W	83-61
1-10-62	H	W	57-56
3-5-62	A	W	71-69 (OT)
12-29-62	*N	W	93-86
2-18-63	A	L	77-84
3-2-63	H	L	75-77
12-28-63	*N	L	66-75
2-8-64	H	W	76-69 (2OT)
3-2-64	A	L	76-82
1-11-65	A	L	82-89
2-27-65	H	W	67-63
12-26-65	*N	W	92-79
1-22-66	H	W	86-78
2-7-66	A	W	85-81
1-9-67	A	L	87-99
1-26-67	H	W	97-78
12-28-67	*N	W	75-65
1-27-68	H	W	110-90
2-5-68	A	W	89-83
12-28-68	*N	W	70-47
2-3-69	H	W	90-83
3-8-69	A	W	70-64
1-31-70	A	W	70-60
2-23-70	H	W	79-66
2-1-71	A	L	67-79
2-22-71	H	L	56-65
12-30-71	*N	W	84-68
1-10-72	H	W	77-70
2-7-72	A	L	70-72
1-15-73	H	W	74-67
2-17-73	A	L	59-67
1-19-74	H	W	63-58
1-28-74	A	L	63-85
12-26-74	*N	W	75-64
1-22-75	A	W	68-61
2-12-75	H	L	57-65 (OT)
12-29-75	*N	W	75-53
1-21-76	H	W	68-67
2-11-76	A	L	60-65
12-30-76	*N	W	66-56
1-19-77	H	L	58-65
2-16-77	A	L	62-72
12-30-77	*N	W	75-68
1-18-78	A	W	78-64
2-15-78	H	L	68-74
12-30-78	*N	W	69-53
1-24-79	H	W	74-56
2-14-79	A	L	58-79
1-30-80	H	W	59-58

2-23-80	A	L	60-78
2-26-80	***H	W	75-68
2-4-81	A	W	71-59
2-28-81	H	W	90-63
1-27-82	A	L	48-51
2-15-82	H	W	65-51
2-2-83	H	W	60-59
2-24-83	A	L	71-84
2-8-84	H	L	67-78
3-1-84	A	L	70-79
2-6-85	A	L	74-83
3-2-85	H	L	62-65
1-29-86	A	L	60-87
2-19-86	H	W	66-64
2-4-87	H	L	66-80
2-21-87	A	L	97-133
2-9-88	H	L	77-92
3-5-88	A	L	93-113
1-9-89	H	L	81-89
3-4-89	A	L	76-103
1-31-90	A	L	64-105
2-21-90	H	L	66-88
3-9-90	***N	L	65-78
1-26-91	A	W	111-99
2-16-91	H	W	105-93
3-8-91	***N	W	117-113 (OT)
1-28-92	H	L	76-79
3-7-92	A	L	97-106
3-13-92	***N	L	85-107
1-14-93	A	L	89-102
3-7-93	H	W	94-83
1-29-94	H	L	76-79
2-14-94	A	L	111-115 (OT)
3-11-94	***N	W	105-88
1-28-95	A	L	72-82
2-5-95	H	W	71-59
1-13-96	A	L	100-117 (3OT)
2-25-96	H	L	76-80 (OT)
1-25-97	A	L	77-84
1-18-98	H	W	53-43
1-20-99	A	W	96-81
2-14-00	H	L	54-62
1-27-01	A	L	66-77
1-16-02	H	L	51-78
3-4-03	A	L	51-76
2-1-04	H	L	50-52
3-11-04	***N	L	59-63
2-16-05	A	L	60-83
1-7-06	H	W	59-58
3-10-06	***N	W	69-63
1-17-07	A	L	70-53
2-27-08	H	W	63-45
1-21-09	A	L	61-72
1-30-10	H	W	63-46
2-16-11	A	W	59-48

Totals 11,394-11,767
 * at Kansas City **Big Seven Playoff, at Kansas City
 ***Phillips 66 Big Eight/Big 12 Championship

Oklahoma City (Series tied 1-1)

1-18-64	H	W	74-65
2-8-66	A	L	81-85 (OT)
Totals			155-150

Oklahoma State (NU leads 63-54)

2-5-1927	A	L	24-27
2-19-1927	H	W	35-25
2-4-28	H	L	21-32
3-5-28	A	L	43-47
2-12-36	*N	L	19-36
12-19-47	*N	L	46-47
3-16-49	*N	L	35-52
12-27-58	*N	W	55-48
1-10-59	H	W	47-44
2-7-59	A	L	39-54
2-6-60	A	L	47-52
2-27-60	H	W	54-47
12-30-60	*N	W	70-61
2-4-61	A	L	47-55
2-18-61	H	L	61-65

12-29-61	*N	W	52-51
2-5-62	H	W	57-56
3-3-62	A	L	64-65
2-16-63	A	L	41-51
2-25-63	H	W	49-48
2-10-64	H	W	54-53
2-29-64	A	L	45-81
12-29-64	*N	L	61-74
1-9-65	A	L	54-93
1-23-65	H	L	53-55
2-5-66	A	W	45-41 (OT)
2-8-66	H	W	85-64
12-29-66	*N	W	73-64
1-7-67	A	W	67-57
3-6-67	H	W	88-71
12-29-67	*N	W	48-46
2-3-68	A	W	63-62
2-19-68	H	W	82-73
1-27-69	H	L	52-76
3-6-69	A	L	63-72
2-2-70	A	L	58-81
3-2-70	H	W	61-55
12-28-70	*N	W	71-58
1-30-71	H	W	80-59
2-20-71	A	W	57-55
12-29-71	*N	W	64-56
1-8-72	H	W	73-59
1-26-72	A	W	64-63
12-30-72	*N	L	73-75
1-13-73	H	L	55-68
2-19-73	A	W	76-64
12-28-73	*N	W	69-62
1-26-74	A	L	66-79
2-23-74	H	W	71-63
1-29-75	H	W	73-58
2-26-75	A	W	59-58
12-30-75	*N	W	56-49
1-28-76	A	W	52-48
2-28-76	H	W	60-54
1-29-77	H	W	66-54
2-23-77	A	L	60-62
12-27-77	*N	W	70-58
1-28-78	H	W	63-57
2-25-78	A	W	67-56
2-28-78	***N	W	71-63
1-31-79	A	L	57-66
2-24-79	H	W	76-67
1-23-80	H	W	74-73 (OT)
2-13-80	A	L	68-83
1-17-81	A	L	70-81
2-7-81	H	W	62-54
1-20-82	A	L	50-52
2-10-82	H	W	75-63
3-2-81	***H	W	*60-49
2-9-83	A	L	63-71 (2OT)
3-5-83	H	W	77-68
2-1-84	H	W	54-52 (OT)
2-22-84	A	W	67-64
1-19-85	A	L	66-68
2-9-85	H	W	66-48
1-22-86	A	W	62-61
2-12-86	H	W	68-52
3-7-86	***N	W	82-75
2-1-87	H	W	73-66
2-25-87	A	W	79-77 (2OT)
2-4-88	H	L	56-72
2-24-88	A	L	73-90
1-14-89	A	L	69-82
2-14-89	H	W	79-77
1-20-90	A	L	71-84
2-14-90	H	L	84-103
2-2-91	H	L	68-81
2-27-91	A	L	69-80
2-5-92	H	W	85-69
2-26-92	A	L	51-72
1-16-93	A	L	73-78
2-15-93	H	L	63-73
2-19-94	A	L	80-98
3-2-94	H	W	89-81

3-13-94	***N	W	77-68
2-1-95	H	L	65-82
2-18-95	A	L	53-93
3-10-95	***N	L	48-68
1-20-96	A	W	66-57
2-17-96	H	L	57-72
2-26-97	H	W	77-68
1-7-98	A	W	67-62
2-17-99	H	L	48-60
2-19-2000	A	L	55-94
2-7-01	H	W	78-75 (OT)
1-23-02	A	L	63-70
2-12-03	H	L	70-77
2-21-04	A	L	83-87 (OT)
2-22-05	H	W	74-67
1-31-06	A	W	59-57
3-5-07	H	W	85-73
3-8-07	***N	L	39-54
3-1-08	A	L	63-77
1-24-09	H	L	74-76 (OT)
3-6-10	A	L	55-74
2-12-11	H	W	65-64
3-9-10	***N	W	53-54

Totals 7,247-6,966
 *at Kansas City
 **Phillips 66 Big Eight/Big 12 Championship

Old Dominion (NU leads 1-0)

12-30-96	N	W	72-66
----------	---	---	-------

Omaha Alumni (NU leads 3-0)

1-17-13	A	W	46-13
1-10-14	A	W	44-22
2-17-14	A	W	40-19
Totals			130-54

Omaha A.C. (NU leads 2-0)

1-9-20	H	W	51-10
1-10-20	H	W	26-23
Totals			77-33

Omaha Christian (NU leads 1-0)

1903-04	W	35-26
---------	---	-------

Omaha YMCA (NU leads 6-3)

1-15-1898	H	L	12-16
2-22-1898	A	W	10-9
1-20-1899	H	W	21-14
1899-00	H	W	26-14
1900-01	A	W	13-11
1900-01	H	W	20-12
1900-01	L	20-28	
1904-05	W	24-21	
1904-05	L	29-30	
Totals			175-155

Oral Roberts (NU leads 2-1)

12-22-99	H	W	80-65
11-18-00	A	L	83-87
12-8-01	H	W	61-55
Totals			223-207

Oregon (NU leads 7-5)

12-22-41	H	L	42-49
12-21-53	A	L	68-84
12-22-53	A	L	72-74
12-2-66	H	W	79-56
12-7-69	A	W	85-77
12-1-86	H	W	76-60
12-12-87	A	W	67-62
11-25-95	N	W	114-106
12-29-95	N	W	99-76
12-9-06	A	L	56-68
12-15-07	*H	W	88-79 (ot)
11-23-11	H	L	76-83
Totals			922-874

*at Qwest Center Omaha

Oregon State (NU trails 4-6)

12-30-40	A	L	38-61
12-28-45	H	W	48-40
12-19-53	A	L	55-83
12-19-59	A	L	60-63
12-21-59	N	L	65-67

12-7-65	H	W	75-63
12-6-69	A	L	67-79
11-30-96	H	W	75-67
12-13-08	A	L	63-64
12-12-09	H	W	50-44
Totals			596-622

Ottumwa Navy (NU leads 2-0)			
12-7-46	H	W	65-45
2-1-47	A	W	72-53
Totals			137-98

Pacific (NU leads 3-1)			
12-10-66	H	W	90-78
12-19-75	N	W	85-59
1-4-2000	H	W	92-68
12-29-01	A	L	52-75
Totals			319-280

Pennsylvania (NU trails 0-1)			
3-17-94	N	L	80-90

Pentathlon (NU leads 1-0)			
12-27-44	H	W	54-40

Pepperdine (NU leads 1-0)			
12-2-89	H	W	104-100

Pittsburgh (NU trails 1-3)			
1-4-30	A	L	27-34
12-19-30	H	L	22-23
12-11-99	H	W	69-57
12-2-00	A	L	51-52
Totals			169-166

Port Washington (NU leads 1-0)			
1904-05	W		47-36

Portage Company F (NU trails 0-2)			
2-20-1907	A	L	23-27
3-2-1908	A	L	16-39
Totals			39-66

Portland (NU leads 2-0)			
12-17-66	N	W	71-69
12-4-93	H	W	111-85
Totals			182-154

Portland State (NU leads 1-0)			
12-1-79	H	W	74-52

Presbyterian (NU leads 1-0)			
11-10-07	H	W	67-52

Princeton (NU leads 1-0)			
12-27-57	N	W	74-64

Rhode Island (NU leads 1-0)			
11-20-01	H	W	83-63

Ripon (NU trails 0-1)			
1904-05	L		28-32

Rutgers (NU trails 1-2)			
11-28-99	N	L	62-81
12-2-06	A	L	73-75
12-9-07	H	W	63-51
Totals			198-207

Sacramento State (NU leads 3-0)			
12-13-78	H	W	91-56
1-6-82	H	W	93-61
1-20-93	H	W	86-70
Totals			270-187

Sacred Heart (NU leads 1-0)			
1-24-13	A	W	31-9

Saint Louis (Series tied 4-4)			
12-28-29	A	L	27-37
2-12-30	H	W	45-43
2-10-32	H	L	28-31
3-3-34	H	W	29-25
1-5-35	A	L	28-30
11-23-90	N	W	107-79
11-25-08	H	W	71-57
11-18-09	A	L	55-69
Totals			390-371

St. Francis (Pa.) (NU leads 1-0)			
1-6-04	H	W	93-49

St. Mary's (Calif.) (Series tied 1-1)			
12-17-46	H	L	54-58
12-10-75	H	W	68-57
Totals			122-115

St. Joseph's (Iowa) (NU leads 3-0)			
1-23-13	A	W	25-11
2-5-14	A	W	48-11
1916-17	W		21-11
Totals			94-33

St. Joseph's (Pa.) (NU leads 1-0)			
3-28-96	N	W	60-56

St. Thomas (Minn.) (NU leads 1-0)			
1916-17	W		23-8

St. Thomas (Pa.) (NU leads 1-0)			
12-30-36	A	W	42-41

Sam Houston State (NU leads 3-1)			
1-5-89	H	W	89-70
1-6-90	H	W	99-91
11-23-91	H	W	91-42
12-15-01	H	L	70-74
Totals			349-277

San Diego State (NU trails 0-1)			
12-3-71	H	L	61-63

San Francisco (NU leads 2-1)			
12-30-86	N	W	66-60
12-27-98	A	W	62-52
12-20-99	H	L	60-64
Totals			188-176

San Jose State (NU leads 3-2)			
12-29-47	A	L	38-39
12-23-71	H	W	80-63
12-17-74	H	L	66-80
12-3-88	H	W	90-76
11-16-08	H	W	63-46
Totals			337-304

Santa Clara (NU trails 1-2)			
1-3-36	A	L	48-61
12-12-50	A	W	53-38
12-29-84	A	L	59-78
Totals			160-177

Savannah State (NU leads 4-0)			
1-2-02	H	W	66-47
1-3-07	H	W	81-53
12-11-07	H	W	82-37
1-5-11	H	W	68-48
Totals			297-185

Shattuck (NU leads 2-0)			
1904-05	W		44-22
3-22-1906	A	W	59-23
Totals			103-45

Simpson (Series tied 1-1)			
2-18-14	A	L	21-22
1916-17	W		20-13
Totals			41-35

Sioux City YMCA (Series tied 1-1)			
2-17-1902	A	W	42-24
1903-1904	L		14-49
Totals			56-73

Sonoma State (NU leads 1-0)			
1-5-81	H	W	84-49

South Carolina (Series tied 1-1)			
1-6-76	H	W	69-68
1-3-77	A	L	49-54
Totals			118-122

South Carolina State (NU leads 1-0)			
12-30-08	H	W	77-63

South Carolina Upstate (NU leads 1-0)			
11-14-09	H	W	76-49

South Dakota (NU leads 30-5)			
2-4-11	H	W	30-25
1-23-20	H	W	41-12
1-24-20	H	W	33-12
1-21-21	H	W	39-13
12-18-25	H	L	19-20
1-15-29	H	W	46-28
12-13-30	A	W	18-17
12-12-31	H	L	36-41
2-18-33	H	W	34-25
2-3-36	H	W	48-27
12-11-36	A	L	31-33
12-17-37	H	W	44-28
12-10-38	H	W	44-30
12-9-39	H	W	39-15
12-6-40	A	L	39-40
12-12-41	H	W	48-28
12-7-42	A	L	30-40
12-18-43	H	W	41-31
12-11-45	H	W	52-29
12-4-46	H	W	68-37
12-16-47	H	W	65-38
1-29-49	H	W	72-50
1-2-50	H	W	47-40
1-3-51	H	W	74-49
1-26-52	H	W	82-59
12-6-52	H	W	65-53
12-15-53	H	W	70-53
12-11-54	H	W	87-51
12-7-64	H	W	74-63
12-18-65	H	W	77-60
12-5-67	H	W	94-61
1-3-76	H	W	72-59
12-10-77	H	W	74-64
12-1-84	H	W	101-69
11-12-10	H	W	76-68
11-11-11	H	W	65-48
Totals			1,975-1,416

South Dakota State (NU leads 12-0)			
12-20-28	H	W	36-25
1-14-30	H	W	29-27
2-1-46	H	W	52-50
2-4-47	H	W	53-34
2-3-48	H	W	66-56
12-3-49	H	W	61-32
12-2-57	H	W	64-52
11-30-74	H	W	87-72
11-30-79	H	W	100-83
12-7-81	H	W	70-51
12-8-05	H	W	76-67
11-26-11	H	W	76-64
Totals			770-613

South Florida (Series tied 1-1)			
12-5-02	A	L	60-65
12-6-03	H	W	75-52
Totals			135-117

Southeastern Louisiana (NU leads 1-0)			
1-5-10	H	W	77-59

Southern Colorado (NU leads 1-0)			
11-29-84	H	W	89-67

Southern Illinois (NU leads 2-0)			
11-26-85	H	W	85-50
12-10-86	A	W	87-85
Totals			172-135

Southern Methodist (NU leads 4-2)			
12-19-51	A	L	55-61
12-7-61	H	W	63-60
12-12-70	A	L	75-80
12-11-71	H	W	84-76
12-20-74	N	W	69-67
12-22-00	N	W	72-70
Totals			418-414

Southern Miss (NU trails 0-2)			
3-24-87	N	L	75-82
11-26-99	N	L	48-75
Totals			123-157

Southern Utah (NU leads 4-0)			
11-30-91	A	W	106-101
1-5-93	H	W	100-85
1-5-94	H	W	89-85
12-29-09	H	W	94-61
Totals			389-332

SE Missouri State (NU leads 2-0)			
1-15-83	H	W	98-46
11-27-05	H	W	69-54
Totals			167-100

SW Missouri State (NU leads 1-0)			
1-15-83	H	W	98-46

SW Texas State (NU leads 1-0)			
12-4-98	H	W	63-54

SW Louisiana (NU trails 0-1)			
12-29-92	N	L	80-109

Springfield (Mass.) (NU leads 1-0)			
12-17-52	H	W	82-73

Stanford (NU trails 3-6)			
1-3-33	H	L	17-21
1-2-35	H	L	31-34
1-4-36	A	L	39-42
1-3-39	A	L	47-56
12-20-39	H	W	48-47
12-27-40	A	L	46-57
12-27-47	A	W	51-47
12-23-61	A	L	59-72
12-20-65	H	W	71-67
Totals			409-443

Stevens Point A.C. (NU trails 0-1)			
1900-01	A	L	13-38

Tampa (NU trails 0-1)			
12-21-51	A	L	76-81

Temple (NU trails 0-1)			
1-1-37	A	L	27-43

Tennessee (NU leads 2-0)			
12-13-03	H	W	77-62
12-30-04	A	W	62-61
Totals			139-123

Tennessee Tech (NU leads 1-0)			
12-14-90	H	W	113-92

Texas (NU trails 6-16)			
12-18-64	A	L	73-77
12-14-65	H	W	75-64
3-15-78	*A	L	48-67
11-28-93	H	L	75-78
1-4-95	A	L	74-102
1-3-96	H	W	85-69
11-23-96	A	L	81-83 (OT)
2-16-97	H	W	79-67
1-21-98	A	L	91-105
1-10-99	H	L	76-89
1-25-00	A	L	55-82
1-13-01	H	W	80-67
1-19-02	A	L	66-77
2-15-03	H	L	63-75
1-17-04	A	L	61-63
1-15-05	H	L	53-63
2-11-06	A	L	59-78
1-24-07	H	L	61-62
3-4-08	A	L	66-70



The Huskers will play their final season in the Bob Devaney Sports Center in 2012-12. Nebraska has won over 75 percent of its games since moving into the building in the 1976-77 season.

2-27-98	A	W	75-58
1-19-99	H	W	87-68
3-4-00	A	L	76-83 (OT)
2-28-01	H	W	97-69
2-20-02	A	W	82-72
1-15-03	H	L	52-53
2-11-04	A	W	83-77
1-26-05	H	W	77-67
2-25-06	A	L	55-66
2-10-07	H	L	55-66
2-23-08	A	W	65-59
2-24-09	H	L	55-57
1-9-10	A	L	53-64
3-11-10	N	L	64-70*
1-29-11	H	W	57-48
Totals			1,432-1,242

Texas-Arlington (NU leads 1-0)

12-21-92	H	W	116-95
----------	---	---	--------

TCU (NU leads 7-2)

12-20-51	A	L	57-58 (OT)
12-11-70	A	W	69-64
12-11-72	H	W	72-58
3-24-83	H	W	67-57
3-15-99	A	L	89-101
11-19-08	A	W	62-50
11-21-09	H	W	90-77
12-11-10	H	W	70-56
12-10-11	A	W	69-57
Totals			647-578

Texas-Pan American (NU leads 1-0)

12-02-09	H	W	81-53
----------	---	---	-------

Texas Southern (NU leads 1-0)

11-27-04	H	W	78-58
----------	---	---	-------

Texas-San Antonio (NU leads 5-0)

11-27-93	H	W	96-85
12-3-96	H	W	79-76
11-29-97	H	W	68-59
11-28-01	H	W	81-63
12-1-02	H	W	69-53
Totals			393-336

Texas Tech (NU leads 16-10)

12-9-55	H	W	69-63 (OT)
12-20-56	A	W	67-66
12-15-58	H	W	54-46
12-1-62	A	W	68-66
12-9-63	H	L	60-76
12-20-64	A	L	78-82
11-29-83	H	L	45-59
12-15-84	A	W	79-74 (OT)
12-11-88	A	W	71-69
12-9-89	H	W	76-69
2-8-97	A	L	74-87**
2-25-98	H	W	82-65
2-20-99	A	L	68-73
3-4-99	*N	W	69-50
1-19-00	H	W	70-67
2-21-01	A	L	64-65
1-30-02	H	W	80-69
2-5-03	A	L	49-75
2-24-04	H	W	72-44
1-29-05	A	L	68-84
2-18-06	H	L	64-70
2-6-07	A	W	61-59
2-9-08	H	W	73-62
1-31-09	A	W	82-69
2-27-10	H	W	83-79 (2OT)
1-22-11	A	L	71-72
Totals			1,730-1,594

*-Phillips 66 Big 12 Championship

**Texas Tech later forfeited game

Toledo (NU leads 3-0)

12-8-90	H	W	105-68
1-2-92	A	W	57-52
11-24-95	N	W	72-59
Totals			234-179

Topeka YMCA (Series tied 1-1)

3-3-1902	A	L	36-52
3-22-1902	H	W	27-13
Totals			63-65

Tulane (NU leads 2-0)

3-17-83	H	W	72-65
---------	---	---	-------

3-26-96	N	W	90-78
Totals			162-143

Tulsa (NU trails 1-2)

12-1-97	A	L	68-85
12-1-98	H	L	49-52
12-22-09	N	W	74-70
Totals			191-207

UCLA (NU trails 2-5)

12-29-38	A	W	35-30
12-30-38	A	L	40-42
12-20-41	H	L	36-42
12-16-55	H	W	71-65
11-30-56	A	L	56-69
12-1-56	A	L	60-78
3-19-85	A	L	63-82
Totals			361-408

UMKC (NU leads 11-1)

12-8-82	H	W	69-50
11-25-89	H	W	91-76
1-9-91	A	W	97-78
1-20-92	H	W	74-71
1-9-93	A	W	66-65
1-5-94	H	W	92-71
1-18-95	A	W	63-60
1-17-96	H	W	87-69
12-11-96	A	W	76-64
12-30-98	A	W	81-65
12-8-00	H	L	71-82
11-24-09	H	W	70-48
Totals			937-799

USC (NU trails 4-5)

12-21-62	H	L	49-58
12-22-62	H	L	53-55
12-20-63	A	L	73-79
12-21-63	A	L	64-79
11-25-91	H	W	93-84
12-23-92	A	L	64-74
11-29-09	A	W	51-48
11-27-10	H	W	60-58
11-14-11	A	W	64-61 (2OT)
Totals			571-596

Utah (NU trails 1-2)

12-30-35	A	W	48-47
12-27-39	H	L	40-63
12-13-80	A	L	55-57
Totals			143-167

Utah State (NU leads 2-0)

12-7-60	H	W	65-60
3-8-78	H	W	67-66
Totals			132-126

Utah Valley State (NU leads 1-0)

2-1-05	H	W	91-57
--------	---	---	-------

Valparaiso (NU leads 2-0)

2-27-20	A	W	30-17
2-28-20	A	W	35-20
Totals			65-37

Vanderbilt (NU trails 2-5)

12-21-55	H	L	48-66
12-22-56	A	L	54-78
12-7-73	A	L	58-82
12-23-74	H	W	81-66
12-22-75	A	W	68-57
12-30-97	N	L	69-80
11-18-10	N	L	49-59
Totals			427-488

Villanova (NU trails 0-2)

11-27-87	N	L	53-70
11-19-98	N	L	60-75
Totals			113-145

Virginia (NU leads 1-0)

12-27-97	N	W	80-65
----------	---	---	-------

Virginia Tech (NU trails 0-1)

11-26-94	N	L	81-87
----------	---	---	-------

Wagner (NU leads 1-0)

12-30-89	H	W	88-67
----------	---	---	-------

Wake Forest (NU trails 0-1)

12-30-89	H	L	53-55
----------	---	---	-------

Washburn (NU leads 1-0)

1-16-1908	A	W	26-25
-----------	---	---	-------

Washington (NU trails 3-6)

12-27-30	A	L	38-41
12-29-30	A	L	24-27
12-30-30	A	L	32-38
12-8-50	A	L	49-54
12-9-50	A	L	53-71
12-6-75	H	L	63-75
11-29-76	A	W	59-58 (OT)
3-21-87	H	W	81-76
3-12-97	H	W	67-63
Totals			466-503

Washington (Mo.) (NU leads 12-6)

1917-18	A	L	17-44
2-7-19	H	W	35-25
2-8-19	H	W	28-13
1-7-22	H	W	31-23
2-25-22	A	W	33-32
1922-23	H	L	32-34
1922-23	A	W	24-22
2-9-24	A	W	32-18
1923-24	H	W	38-17
2-20-25	A	W	24-20
3-5-25	H	L	16-36
2-20-26	H	W	26-20
3-6-26	A	L	14-22
1926-27	A	W	37-20
1926-27	H	W	41-24
12-16-27	A	L	27-28
1-9-28	H	L	19-30
1-11-49	H	W	48-45
Totals			522-473

Washington State (NU leads 6-2)

12-12-66	H	W	100-75
12-13-66	H	W	80-78
12-8-67	A	L	70-93
12-9-67	A	W	91-76
12-22-84	H	L	58-63
12-12-85	A	W	79-72
3-19-96	H	W	82-73
11-21-98	N	W	95-84
Totals			655-614

Weber State (NU leads 1-0)

11-26-96	H	W	83-66
----------	---	---	-------

Wesleyan Auto (NU trails 0-1)

3-5-14	H	L	19-31
--------	---	---	-------

West Virginia (NU trails 0-1)

1-2-30	A	L	19-45
--------	---	---	-------

Western Carolina (NU trails 0-1)

12-3-99	H	L	72-74
---------	---	---	-------

Western Illinois (NU leads 4-0)

12-21-77	H	W	73-72
12-17-94	H	W	69-62
11-19-97	H	W	86-57
12-5-01	H	W	72-53
Totals			300-244

Western Kentucky (NU trails 1-3)

12-31-46	A	L	56-74
3-14-86	N	L	59-67
1-6-07	H	W	82-71
12-5-07	A	L	62-69 (OT)
Totals			269-281

Western Reserve (NU leads 2-0)

12-28-36	A	W	41-35
12-21-48	A	W	83-80
Totals			124-115

Wichita State (NU leads 6-5)

12-12-55	A	L	46-71
12-3-60	H	L	63-65
12-4-61	A	L	49-79
12-10-68	H	W	94-92 (3OT)

12-6-69	A	W	81-79 (OT)
12-23-70	A	W	72-71
12-4-71	H	L	61-74
1-7-74	A	L	58-66
12-14-74	H	W	78-65
12-12-92	A	W	71-64
12-11-93	H	W	94-72
3-16-11	A	L	49-76
Totals			816-874

Winthrop (NU leads 2-0)

11-27-00	H	W	65-44
11-24-01	H	W	73-65
Totals			138-109

UW-Green Bay (NU leads 2-0)

1-2-91	A	W	70-63
12-30-91	H	W	76-68
Totals			146-131

UW-Oshkosh (NU leads 1-0)

1-4-80	H	W	96-72
--------	---	---	-------

UW-Stevens Point (NU leads 2-0)

11-30-81	H	W	74-45
1-9-85	H	W	69-62
Totals			143-107

UW-Stout (NU leads 1-0)

11-23-85	H	W	71-53
----------	---	---	-------

UW-Superior (NU trails 0-1)

12-28-31	A	L	34-36
----------	---	---	-------

Wofford (NU leads 1-0)

12-2-01	H	W	65-46
---------	---	---	-------

Wyoming (NU leads 16-10)

1-20-34	H	L	24-33
12-15-34	A	L	23-26
12-27-35	A	W	46-42
1-13-36	H	W	31-22
12-23-38	H	W	38-30
12-5-57	H	W	77-66
12-20-61	A	L	70-71
12-2-63	H	W	79-72
12-3-64	A	L	68-94
12-7-66	A	L	98-102
12-23-67	H	W	82-74
12-1-70	A	W	68-63
12-1-71	H	W	81-63
12-1-72	A	L	59-65
12-1-73	H	W	70-62
11-28-80	H	L	59-62 (OT)
11-27-81	A	L	48-62

12-18-82	H	W	68-57
12-20-83	A	W	67-64
12-10-84	H	W	79-65
11-30-85	A	W	64-53
12-20-86	H	W	62-61
12-19-87	A	L	58-87
1-23-89	H	W	71-58
1-22-90	A	L	65-95
12-20-06	N	W	73-58
Totals			1,628-1,545

Xavier (NU trails 0-2)

3-19-84	A	L	57-58
3-14-91	N	L	84-89
Totals			141-147

Yale (NU leads 1-0)

11-19-05	H	W	73-64
----------	---	---	-------

York College (NU leads 1-0)

1916-17		W	23-14
---------	--	---	-------



Husker fans storm the court following Nebraska's 70-67 win over No. 3 Texas in 2011, as the win marked the highest-ranked opponent Nebraska beat since 1994.

SERIES RESULTS VS. ALL OPPONENTS

Opponent	First Mtg.	Last Mtg.	W-L
Air Force	1960	1982	4-1
Alabama	1955	1986	0-2
Alabama A&M	2005	2007	3-0
Alabama State	2008	2008	1-0
Alaska-Fairbanks	2000	2002	1-1
Alcorn State	2007	2011	3-0
Angelo State	1980	1980	1-0
Appalachian State	1993	1995	2-1
Arizona	1961	2000	2-2
Arizona State	1969	2008	3-4
Arkansas	1933	1998	2-6
Arkansas-Little Rock	1987	1987	1-0
Arkansas-Pine Bluff	2004	2010	4-0
Arkansas State	1989	1989	1-0
Arkansas Tech	1979	1979	1-0
Augustana (S.D.)	1969	1984	3-0
Baker	1905	1906	3-0
Ball State	1981	2002	1-2
Baylor	1950	2011	12-10
Bellevue	1906	1906	1-0
Bethune-Cookman	2003	2003	1-0
Bowling Green	1991	1997	2-1
Bradley	1938	1959	2-5
Brandeis (Omaha)	1917	1917	1-0
Brigham Young	1931	2009	1-4
Brooklyn	1987	1988	2-0
Brown Coll. "B" Tm.	1906	1906	1-0
Burgess-Nash	1916	1916	1-0
Butler	1930	1987	2-1
California	1938	1973	6-7
California-Davis	1978	1978	1-0
California-Irvine	1970	1987	2-2
California Santa Barbara	1979	2002	2-0
Cal State Bakersfield	1980	1980	1-0
Cal State Fullerton	1968	1968	1-0
Camp Funston	1918	1918	0-1
Canisius	1937	1985	1-1
Carleton	1932	1933	0-2
Centenary	2002	2002	1-0
Central City	1907	1907	1-0
Central Michigan	2011	2011	1-0
Chaminade	1988	1989	2-0
Charlotte	2008	2008	1-0
College of Charleston	1995	1995	1-0
Cheyenne Business College	1903	1903	0-1
Chicago Central	1905	1905	0-1
Chicago State	1990	2009	3-0
Cincinnati	1949	1997	0-3
The Citadel	1991	1993	3-0
Colgate	1921	1999	3-1
Colorado	1903	2011	77-71
Colorado College	1903	1929	6-1
Colorado State	1947	1999	7-3
Columbia	1988	1988	1-0
Connecticut	1992	1997	0-2
Coppin State	1997	1997	1-0
Cornell (N.Y.)	1956	1983	2-0
Cotner College	1909	1917	4-1
Creighton	1923	2011	25-20
Crete	1907	1907	1-0
Davidson	2010	2010	0-1
Delaware State	1995	2004	3-0
Denver	1907	2003	6-2
Denver YMCA	1903	1903	1-0
DePaul	1908	1983	1-4
Detroit	1938	1988	3-4
Doane	1899	1900	2-0
Drake	1909	1989	43-14
Duquesne	1949	1972	1-2
Eastern Illinois	1991	2001	5-0
Eastern Michigan	2003	2003	1-0
Eastern Washington	1980	2010	5-0
Emporia State	1956	1956	1-0
Evansville	1985	1986	1-1
Fairleigh Dickinson	2003	2003	1-0
Florida A&M	1994	2009	2-0
Florida Gulf Coast	2011	2011	1-0
Florida State	2005	2005	1-0
Fond du Lac	1901	1901	0-1
Fordham	1993	1993	1-0
Fort Dodge	1905	1918	5-1
Fort Dodge Co. G.	1915	1915	0-1
Fort Riley	1906	1906	1-0
Fresno State	1952	1996	2-0
Furman	1988	1989	2-0
Gardner Naval Res.	1943	1943	0-2
George Washington	1937	1937	0-1
Georgia	1986	1995	1-1
Georgia Southern	1996	1996	1-0
Georgia State	1973	1974	2-0
Georgia Tech	1984	1984	0-1
Grambling State	1988	2010	3-1
Great Lakes	1942	1942	0-1
Greeley H.S.	1903	1903	1-0
Grinnell	1907	1928	17-7
Hamline	1915	1917	2-0
Harvard	1949	1990	3-0
Haskell	1902	1903	0-2
Hastings	1920	1920	1-0
Hawaii	1968	2006	2-6
Hawaii-Hilo	1977	1977	0-1
Highland Park	1904	1908	1-2
Hillyard's	1927	1927	0-1
Hofstra	2006	2006	0-1
Houston	1963	2006	1-3
Hudson College	1907	1907	1-0
Idaho	1950	1990	3-4
Idaho State	1995	1995	1-0
Illinois	1921	2012	3-8
Illinois Wesleyan	1921	1921	1-0
Independence College	1906	1906	1-0
Indiana	1920	2012	2-8
Iona	1983	2001	2-0
Iowa	1907	2012	8-13
Iowa State	1909	2011	131-103
IPFW	2002	2008	3-0
Jackson State	2009	2010	2-0
Kansas	1900	2011	71-170
Kansas City YMCA	1906	1906	1-0
Kansas State	1908	2011	93-127
K.C. Athletic Club	1906	1926	2-3
Kent State	1993	2001	2-0
Kentucky	1941	1973	1-2
Knox	1920	1920	1-0
La Salle	1967	1972	1-1
Lawrence	1905	1905	1-0
Lehigh	1988	1988	1-0
Lewis	1905	1905	0-1
Lincoln High School	1904	1904	1-0
Lincoln YMCA	1897	1909	10-4
Lipscomb	2002	2003	2-0
Long Beach State	1975	1996	3-0
Longwood	2005	2005	1-0
Louisiana State	1989	1989	0-1
Louisiana Tech	2005	2005	1-0
Louisville	1947	1980	0-2
Loyola (Ill.)	1937	1938	1-1
Loyola Marymount	1981	1981	1-0
Lubbock Christian	2006	2006	1-0
MacMurray	1974	1974	1-0
Mankato State	1977	1977	1-0
Marquette	1934	2005	4-4
Marshall	1967	1967	0-1
Marshfield	1907	1907	1-0



The Huskers wore throwback jerseys honoring the 1949-50 Big Seven Conference championship team for their 2012 Big Ten Tournament opener against Purdue

Maryland Baltimore County	1989	2008	1-1
Maryland Eastern Shore	2008	2010	3-0
Memphis	1955	1955	0-1
Menasha	1905	1905	1-0
Mesa	1983	1983	1-0
Miami	1952	2006	3-1
Miami (Ohio)	1963	1991	2-1
Michigan	1950	2012	2-7
Michigan State	1920	2012	6-10
Middle Tenn. State	1974	1974	0-1
Millikin	1935	1935	0-1
Minneapolis YMCA	1904	1904	1-0
Minnesota	1902	2012	15-50
Minnesota Ag Coll.	1903	1903	0-1
Minnesota-Duluth	1974	1974	1-0
Mississippi	1978	2008	1-2
Mississippi State	1996	1996	0-1
Missouri	1908	2011	93-126
Missouri-St. Louis	1987	1987	1-0
Missouri State	1983	1983	1-0
Missouri Southern	1978	1978	1-0
Missouri Western	1983	1983	1-0
Monmouth	2000	2000	1-0
Montana	1937	1983	3-2
Montana State	1930	2005	4-1
Morehead State	1989	1995	2-0
Morgan State	2004	2004	1-0
Morningside	1904	1920	7-0
Morrison	1908	1908	0-1
Muscatine	1908	1908	0-1
Murray State	1991	2001	0-2
NATTC	1945	1945	0-1
Navy Pre-Flight	1945	1945	0-2
Nebraska-Omaha	1988	2006	2-0
Nebraska Wesleyan	1899	1923	20-6
Nevada-Las Vegas	1979	1999	1-1
Nevada	1948	1997	3-1
New Mexico	2009	2009	0-1
New Mexico State	1976	1993	1-1
New Orleans	1998	1998	1-0
Niagara	1938	2004	2-0
Norfolk State	2007	2007	1-0
North Carolina	1973	1973	0-1
North Carolina A&T	1999	2005	4-0
North Carolina Central	2007	2007	1-0
UNC Greensboro	1998	1999	2-0
UNC Wilmington	1998	1998	1-0
North Dakota	1934	2011	2-1
North Dakota State	1934	1934	1-0
North Texas	1973	2006	4-0
NE Missouri State	1974	1986	3-0
Northeastern Illinois	1995	1996	2-0
Northern Colorado	1948	2005	3-0
Northern Illinois	1989	1991	2-1
Northern Iowa	1949	1997	13-1
Northern Michigan	1970	1970	1-0
NW Missouri State	1949	1987	10-0
Northwestern	1934	2012	3-2
Notre Dame	1920	1962	5-2
Ohio	1958	1994	3-0
Ohio State	1937	2012	2-6
Oklahoma	1921	2011	83-104
Oklahoma City	1964	1966	1-1
Oklahoma State	1927	2011	63-54
Omaha Alumni	1913	1915	3-0
Omaha Athletic Club	1920	1920	2-0
Omaha Christian	1904	1904	1-0
Omaha YMCA	1898	1905	6-3
Old Dominion	1997	1997	1-0
Oral Roberts	2000	2002	2-1
Oregon	1942	2011	7-5
Oregon State	1941	2009	4-6
Ottumwa Navy	1947	1947	2-0
Pacific	1967	2002	3-1
Pennsylvania	1994	1994	0-1
Penn State	1981	2012	2-3
Pentahlon	1945	1945	1-0
Pepperdine	1990	1990	1-0
Pittsburgh	1930	2001	1-3
Port Washington	1905	1905	1-0
Portage Co. F.	1907	1908	0-2
Portland	1967	1994	2-0
Portland State	1980	1980	1-0
Presbyterian	2007	2007	1-0
Princeton	1958	1958	1-0
Purdue	1948	2012	2-8
Rhode Island	2011	2011	1-0
Ripon	1905	1905	0-1
Rutgers	2000	2007	1-2
Sacramento State	1979	1993	3-0
Sacred Heart College	1913	1913	1-0
Saint Louis	1930	2009	4-4
St. Francis (Pa.)	2004	2004	1-0
St. Mary's (Calif.)	1947	1976	1-1
St. Joseph's (Iowa)	1913	1917	3-0
St. Joseph's (Pa.)	1996	1996	1-0
St. Thomas (Minn.)	1917	1917	1-0
St. Thomas (Pa.)	1937	1937	1-0
Sam Houston State	1989	2002	3-1
San Diego State	1972	1972	0-1
San Francisco	1987	2000	2-1
San Jose State	1948	2008	3-2
Santa Clara	1936	1985	1-2
Savannah State	2002	2011	4-0
Shattuck	1905	1906	2-0
Simpson	1914	1917	1-1


Sioux City YMCA	1902	1904	1-1
Sonoma State	1981	1981	1-0
South Carolina	1976	1977	1-1
South Carolina State	2008	2008	1-0
South Carolina Upstate	2009	2009	1-0
South Dakota	1911	2011	31-5
South Dakota State	1930	2011	12-0
South Florida	2002	2003	1-1
Southeastern Louisiana	2010	2010	1-0
Southern Colorado	1985	1985	1-0
Southern Illinois	1986	1987	2-0
Southern Methodist	1952	2001	4-2
Southern Mississippi	1987	2000	0-2
Southern Utah	1992	2009	4-0
SE Missouri State	1983	2005	2-0
Southwest Texas State	1999	1999	1-0
Southwestern La.	1993	1993	0-1
Springfield (Mass.)	1953	1953	1-0
Stanford	1933	1966	3-6
Stevens Point A.C.	1901	1901	0-1
Tampa	1952	1952	0-1
Temple	1937	1937	0-1
Tennessee	2003	2004	2-0
Tennessee Tech	1991	1991	1-0
Texas	1965	2011	6-16
Texas-Arlington	1993	1993	1-0
Texas A&M	1970	2011	12-8
TCU	1952	2011	7-2
Texas-Pan American	2009	2009	1-0
Texas-San Antonio	1994	2002	5-0
Texas Southern	2004	2004	1-0
Texas Tech	1956	2011	16-10
Toledo	1991	1996	3-0
Topeka YMCA	1902	1902	1-1
Tulane	1983	1996	2-0
Tulsa	1998	2009	1-2
UAB	1979	2005	2-2
UCLA	1939	1985	2-5
UMKC	1983	2009	11-1
USC	1963	2011	4-5
Utah	1936	1981	1-2
Utah State	1961	1978	2-0
Utah Valley State	2005	2005	1-0
Valparaiso	1920	1920	2-0
Vanderbilt	1956	2010	2-5
Villanova	1988	1999	0-2
Virginia	1998	1998	1-0
Virginia Tech	1995	1995	0-1
Wagner	1990	1990	1-0
Wake Forest	2011	2011	0-1
Washburn	1908	1908	1-0
Washington	1931	1997	3-6
Washington (Mo.)	1918	1949	12-6
Washington State	1967	1999	6-2
Weber State	1997	1997	1-0
Wesleyan Auto	1914	1914	0-1
West Virginia	1930	1930	0-1
Western Carolina	2000	2000	0-1
Western Illinois	1978	2002	4-0
Western Kentucky	1947	2007	1-3
Western Reserve	1937	1949	2-0
Wichita State	1956	2011	6-6
Winthrop	2000	2002	2-0
Wisconsin	1904	2012	10-8
UW-Green Bay	1991	1992	2-0
UW-Oshkosh	1980	1980	1-0
UW-Stevens Point	1982	1985	2-0
UW-Stout	1986	1986	1-0
UW-Superior	1932	1932	0-1
Wofford	2002	2002	1-0
Wyoming	1934	2006	16-10
Xavier (Ohio)	1984	1991	0-2
Yale	2005	2005	1-0
York College	1917	1917	1-0

NEBRASKA VS. NCAA DIVISION I CONFERENCES

Conference (Number of Teams)	G	W-L	Pct.
America East (9)	2	1-1	.500
Atlantic Coast (12)	9	4-6	.400
Atlantic Sun (10)	4	4-0	1.000
Atlantic 10 (16)	22	12-10	.545
Big East (15)	38	13-25	.342
Big Sky (11)	26	27-2	.931
Big South (12)	4	4-0	1.000
Big 12 (10)	1,079	482-597	.447
Big Ten (12)	178	55-123	.309
Big West (10)	22	14-8	.636
Colonial Athletic (11)	5	4-0	1.000
Conference USA (12)	17	6-11	.352
Great West (5)	5	5-0	1.000
Horizon (9)	14	8-6	.571
Ivy (8)	9	8-1	.889
Metro Atlantic Athletic (10)	6	5-1	.833
Mid-American (12)	22	17-5	.773
Mid-Eastern Athletic (13)	22	22-0	1.000
Missouri Valley (10)	138	92-46	.667
Mountain West (8)	50	33-17	.667
Northeast (12)	4	4-0	1.000
Ohio Valley (12)	11	9-2	.818
Pacific-12 (12)	238	117-121	.492
Patriot League (8)	5	4-1	.800
Southeastern (14)	270	115-155	.426
Southern (12)	15	12-3	.800
Southland (10)	3	2-1	.667
Southwestern Athletic (10)	18	17-1	.944
Summit (9)	63	64-6	.914
Sun Belt (11)	12	7-5	.583
West Coast (9)	17	9-8	.529
Western Athletic (10)	26	17-9	.653
Independents (2)	2	2-0	1.000

NEBRASKA IN EXHIBITION PLAY (50-6)


Season	Opponent	Result	Score	Season	Opponent	Result	Score
1966-67	Swedish Nationals	W	103-78	1998-99	Pella Windows Basketball	W	67-61
1968-69	Athletes in Action	W	74-65		Next Level Sports	W	86-76
1972-73	Yugoslavian	L	80-82	1999-2000	Calif. South All-Stars (ot)	W	107-99
1978-79	Windsor	W	113-69		Ural Great-Russia (ot)	L	98-102
1981-82	Windsor	W	94-51	2000-01	Global Sports	L	62-74
1982-83	Brandon	W	96-68		Sports Tours Int'l.	W	89-49
1983-84	Windsor	W	117-49	2001-02	Nebraska-Kearney	W	58-55
1985-86	Bratislava	W	101-67		Delta Jammers	W	75-57
1986-87	Club Bosnia	W	90-82	2002-03	EA Sports	W	63-46
1987-88	Czechoslovakia	L	66-69		Sports Tours Int'l.	W	113-76
1988-89	Athletes in Action (ot)	L	102-104	2003-04	Alaska-Fairbanks	W	84-53
	Victoria All-Stars	W	109-84		Athletes in Action	W	78-73
1989-90	Brisbane Bullets	W	76-74	2004-05	Monterrey Tech	W	89-48
	Athletes in Action	W	104-90		Nebraska-Kearney	W	84-71
1990-91	High Five America	W	128-89	2005-06	Nebraska-Omaha	W	70-65
	Czechoslovakia	W	92-71		Holy Family (Pa.)	W	76-54
1991-92	Ukraine Nationals	W	80-71	2006-07	Nebraska-Kearney	W	74-72
	High Five America	W	93-84		SIU-Edwardsville	L	50-54
1992-93	Cuban Nationals	W	114-76	2007-08	Nebraska Wesleyan	W	70-50
	Marathon Oil	W	126-96		Wayne State	W	74-51
1993-94	Kiev Baskets	W	122-59	2008-09	Chadron State	W	85-54
	Marathon Oil	W	109-91	2009-10	Arkansas-Fort Smith	W	86-66
1994-95	USA Verich Reps	W	117-101		Hastings	W	71-39
	Russian Red Army	W	105-83	2010-11	Peru State	W	75-43
1995-96	Spalding Americas	W	113-68		Bellevue	W	82-58
	Team Pella	W	97-75	2011-12	Doane	W	75-54
1996-97	Pella Windows Basketball	W	82-71				
	Marathon Oil	W	82-81				
1997-98	Pella Windows Basketball	W	83-63				
	Marathon Oil	W	87-72				



all huskers

Get all of your adidas licensed Huskers merchandise at
Huskers Authentic and shop.huskers.com

**2011-12
REVIEW**



**BRANDON
RICHARDSON**

2011-12 SEASON IN REVIEW

HUSKERS FACE CHALLENGING SLATE IN BIG TEN DEBUT

There were high hopes for the Nebraska basketball program entering the 2011-12 season. The Huskers returned four starters and nine letterwinners from a team that went 19-13 and made an NIT appearance in the previous season and welcomed a group of talented newcomers who were among the most talented in Doc Sadler's six seasons at the helm of the NU program. Prior to the start of practice, Sadler was optimistic that the 2011-12 Huskers would break Nebraska's NCAA Tournament drought.

Unfortunately for Sadler, a trio of crucial injuries and the daunting challenge of the Big Ten schedule derailed the Huskers' hopes, as Nebraska finished with a 12-18 record and a 4-14 mark in the program's first season in the Big Ten.

Senior Andre Almeida, who was counted on to be a physical presence in the Big Ten, never made it on the court, as he was sidelined by a knee injury and was forced to redshirt, while Jorge Brian Diaz played in only seven conference games as a foot injury forced him to the sideline permanently in early February.

Without its top two centers for significant portions of the season, Nebraska was short-handed in the post and relied on a lineup which primarily consisted of four guards and junior Brandon Ubel for most of the Big Ten slate.

Nebraska jumped out to a 5-1 start, including a double overtime win at USC and a victory against NCAA Tournament participant South Dakota State before running into a tough stretch. The Huskers fell to Wake Forest in the final seconds in the ACC/Big Ten Challenge before going to Creighton and suffering a 10-point loss to the Bluejays.

Nebraska bounced back, earning a gritty 51-50 win against Florida Gulf Coast, as Dylan Talley hit a basket in the final seconds before putting together its best effort of the non-conference season at TCU. In that game, Bo Spencer's 23-point night, including a 65-footer to beat the first half buzzer, helped the Huskers rally from a 10-point deficit for a 69-57 win. That would be the final time for the next month that the Huskers were close to full strength, as both Diaz (foot) and Talley (thigh) would miss nearly the next month of action, including the start of Big Ten season. Nebraska wrapped up the non-conference slate with wins over Alcorn State and Central Michigan to enter Big Ten play with an 8-3 record and a four-game winning streak.

The injuries put the Huskers in a difficult bind, as Nebraska dropped its first three games in Big Ten play to nationally ranked Wisconsin, Michigan State and Ohio State. Nebraska's hopes were boosted with the return of both Diaz and Talley at Illinois, as the Huskers were tied in the final minute before falling. Nebraska would crack the victory column for the first time in Big Ten action four days later, with a 70-58 win over Penn State. Bo Spencer's 19 points led four Huskers in double figures, as Talley came off the bench to add 12 points

and five rebounds. Nebraska's improvement would be evident over the next two games, as the Huskers traveled to Madison and pushed Wisconsin, which beat the Huskers by 24 in the conference opener, to the brink before falling 50-45. Nebraska would enjoy the shining moment of the season against No. 11 Indiana, stunning the Hoosiers with a 70-69 win. Spencer led four Huskers in double figures, while Talley (10 points and nine rebounds) and Diaz (10 points) led the charge in the final minutes. Nebraska trailed 69-68 with 11 seconds left as Diaz sank both free throws to provide the margin of victory. Nebraska would close the first half of conference play on an upswing, posting a 79-73 win at Iowa. Brandon Richardson would be the hero against the Hawkeyes, scoring a career-high 25 points on 9-of-10 shooting, including six 3-pointers, as Nebraska posted its first win in Iowa City since 1941.

The injury bug would reappear the following week, as Diaz, who ranked among the Big Ten leaders in blocked shots, was sidelined for the remainder of the season. NU went 3-4 in Big Ten play with Diaz in the lineup, the Huskers would go just 1-10 without its starting center, picking up an 80-59 victory over Illinois to highlight the second half of the season.

Spencer would finish the year as Nebraska's leading scorer at 15.4 points per game, including nine games of at least 20 points, as no other Husker averaged double figures. Junior Brandon Ubel topped the Huskers in rebounding at 5.3 carsoms per game and shot a team-high 52 percent from the field.

NOTING THE 2011-12 SEASON

◆ Nebraska played 20 of its 30 games against teams that reached postseason play in 2011-12, including wins over NCAA Tournament qualifiers Indiana and South Dakota State. The Huskers played 13 games against teams that reached the NCAA Tournament, six against teams that qualified for the NIT and one which qualified for the CIT.

◆ Nebraska set a school record and led the Big Ten in free throw percentage in 2011-12, hitting 76.7 percent (335-437) from the free throw line. The mark, which ranked seventh nationally, broke the previous record of 76.5 percent set during the 1967-68 season. The Huskers shot 91 percent as a team over the last five games of the season, going 39 of 43 in that stretch, including a perfect 12-of-12 effort from the line at Minnesota on March 3. It marked

only the third time in school history where the Huskers finished in the top-10 nationally in free throw percentage, also in 1967-68 and 1993-94. Individually, four Huskers finished at

National Leaders in FT Percentage

No.	Team	FT Pct.
1.	Weber State	81.4
2.	Dayton	77.7
3.	IUPUI	77.6
4.	Bucknell	77.4
5.	Lehigh	76.8
6.	Colorado State	76.8
7.	Nebraska	76.7
8.	Missouri	76.6



Seniors Bo Spencer, Caleb Walker, Toney McCray and Brandon Richardson were honored prior to the Huskers' final home game against Iowa on Feb. 29, 2012.



Husker fans storm the court following Nebraska's 70-69 win over No. 11 Indiana on Jan. 18. Nebraska overcame an 11-point deficit in the final six minutes en route to its first win over IU since 1920.

better than 82 percent from the line, including Bo Spencer, who finished second in the Big Ten and 19th nationally in free throw percentage at 87.6 percent.

◆ Nebraska Head Coach Doc Sadler finished his sixth and final season at the helm of the Husker program in 2011-12. Sadler totaled 101 wins at Nebraska, a total which was fourth all-time in the program's 116-year history. He collected his 100th win at Nebraska in a 79-73 win at Iowa on Jan. 26, 2012.

◆ For the 2011-12 Huskers, the key to success was on the offensive end. Nebraska posted an 11-7 record when scoring at least 60 points, but went just 1-11 when not reaching that threshold. In Nebraska's four Big Ten wins, the Huskers have scored 70 or more points, but were held to 65 points or less in 12 of their 14 league losses.

◆ Senior transfer Bo Spencer provided the Huskers with a prolific scorer in his only season of competition. The guard from Baton Rouge, La., paced Nebraska in scoring at 15.4 points per game, which was the highest total by a Husker guard since 2004-05 and ranked ninth in the Big Ten. Spencer totaled nine games with at least 20 points, which was the most by a Husker since Aleks Maric had 12 in 2006-07. His season high in points was a 29-point effort at Creighton on Dec. 4, a game where he went 10-of-16 from the field in a loss to the Bluejays.

◆ Junior college transfer Dylan Talley has provided the Huskers with a boost off the bench in his first season at Nebraska. He finished the season ranked third on the team in scoring at 8.9 points per game, a total which tied for the lead among all Big Ten reserves. He reached double figures 11 times and finished the season with consecutive double-figure scoring efforts. He had 16 points, including 4-of-9 from 3-point range, and dished out five assists at Minnesota on March 3, and 10 points in the loss to Purdue in the Big Ten Tournament.

◆ Throughout his career, Brandon Richardson was clutch from the free throw line, as he ended his career third in school history with an 82.7 career percentage from the charity stripe. He is one of only four players in program history to shoot over 80 percent for a career. Richardson was at his best in late-game situations, going 81-of-87 from the foul line in the final five minutes of games during his career, a remarkable 93.1 percentage.

◆ Brandon Richardson earned his name in the Husker record book, becoming the first Husker to be named Big Ten Player of the Week. Richardson earned the award following a career-high 25-point effort at Iowa on Jan. 26. The senior hit 9-of-10 shots from the floor,

including 6-of-7 from 3-point range, while adding six rebounds and five assists. Richardson set season bests in points, rebounds and 3-pointers in helping Nebraska to its first win in Iowa City since 1941. He became the first Husker to earn a conference player-of-the-week award since Aleks Maric in 2008.

◆ In Doc Sadler's first five seasons, the Huskers were 2-8 in non-conference road games, but turned it around in 2011-12. Nebraska went 2-1 in road games during non-conference play, posting a 64-61 double-overtime win at USC, before ending non-conference action with a 69-57 win at TCU. It marked the first time since 1998-99 that Nebraska has won a pair of non-conference road games. The 12-point margin at TCU matched the Huskers' largest non-conference road win since a 77-60 win at Minnesota on Dec. 29, 2003, while Nebraska's win at USC was the program's first overtime road win since an 87-82 win at Colorado on Feb. 17, 2001.

◆ Nebraska began its inaugural Big Ten slate with one of the toughest stretches in conference history. The Huskers opened conference action with No. 11 Wisconsin, No. 16 Michigan State and No. 6 Ohio State in its first three conference contests. It marked the first time in school history that Nebraska has opened conference action with three straight ranked foes. In fact, it is only the fourth time in the last eight years that any Big Ten school has faced three straight ranked teams to start league play.

◆ The Huskers excelled in the classroom, placing five members on the Academic All-Big Ten team in 2011-12. Brandon Ubel was lauded for the second time in his career while Mike Fox, Kyle Kurkowski, Trevor Menke and Christopher Niemann earned their first selection. The Huskers' five honorees ranked third among Big Ten programs.

◆ Jorge Brian Diaz wrapped up his three-year Nebraska career by becoming the ninth Husker in school history to record 100 career blocked shots. Diaz, who played in just 16 games because of a foot injury, was second in the conference in blocked shots with 1.9 per game before injuries ended his season on Feb. 2. Diaz was one of only three players in the Big Ten - joining eventual NBA first round picks Draymond Green and Meyers Leonard - with two games with at least five blocked shots in 2011-12.

◆ Nebraska went 4-1 in games decided by three points or less in 2011-12, including a pair of one-point wins (Florida Gulf Coast, No. 11 Indiana). In 2010-11, Nebraska went 4-5 in games decided by three points or less.

◆ Nebraska rallied from a trio of double-digit deficits in 2011-12 and had eight double-digit comebacks in Doc Sadler's six seasons at Nebraska. Against Indiana, Nebraska trailed by as many as 13 points in the second half and 11 points with six minutes left before rallying for a 70-69 win. It marked the first time since Feb. 22, 2005, that Nebraska had overcome a double-digit deficit against a ranked team.

Big Ten's Leading Bench Scorers

No.	Player (School)	PPG
1.	Dylan Talley (Nebraska)	8.9
	D.J. Byrd (Purdue)	8.9
3.	Will Sheehy (Indiana)	8.6

six starts or less

Career Free Throw Percentage

No.	Player (School)	FT-FTA	Pct.
1.	Jack Moore (1979-82)	446-495	.901
2.	Tom Baack (1966-68)	247-297	.832
3.	Brandon Richardson (2008-12)	230-278	.827
4.	Brian Carr (1984-87)	230-287	.801

2011-12 SENIOR BIOS



TONY MCCRAY

Guard | 6-6 | 215
Missouri City, Texas | Fort Bend Elkins

CAREER HONORS

- ◆ 2012 University of Nebraska Graduate
- ◆ Two-Time Big 12 Rookie of the Week

Toney McCray put together the best season of his Husker career in 2011-12, setting personal bests in both scoring (9.9 ppg) and rebounding (4.6 rpg), as he was second on the team in both categories. McCray also was third on the team in steals (1.0 per game) while averaging a career-best 27.3 minutes per contest. He played out of position for most of the year, sliding into the forward spot when Jorge Brian Diaz suffered a foot injury. He started the final 21 games, averaging 10.8 points and 5.1 rebounds per contest and reached double figures in 15 contests, including seven straight games once he moved into the starting lineup. The stretch began with a 20-point, seven-rebound effort against Alcorn State, and he had 16 points and nine rebounds against No. 11 Wisconsin.

McCray enjoyed a solid junior season, averaging 8.5 points per game while playing in all 32 games. He chipped in 4.0 rebounds per game and ranked third on the team in both assists (1.3) and steals (1.0) per game while connecting on a team-high 41 percent from 3-point range. He averaged 4.4 points in the Huskers' first nine contests before Nebraska shifted to a four-guard lineup, a move that coincided with the Huskers' 11-game win streak. His breakout performance came against TCU, when he came off the bench for 15 points and 10 rebounds. Those performances moved McCray into the starting lineup, where he averaged 10.3 points per game over the Huskers' final 20 games.

He played just three games as a sophomore, suffering an injury to his left ulnar collateral ligament in November of 2009. As a freshman, he averaged 5.7 points and 2.8 rebounds per game in helping the Huskers earn their first .500 league finish since 2009.

McCray received his degree in sociology from Nebraska in May of 2012.

Nebraska Career Highs

Points: 23 at Baylor (2/9/11)
Rebounds: 11 vs. E. Washington (12/18/10)
Field Goals: 9 vs. Alcorn State (12/17/11)
Free Throws: 5 two times (last, 2/19/11)
3-point FG: 4 vs. TCU (12/11/10)
Assists: 5 vs. Michigan (2/8/12)
Steals: 4 vs. Md.-Eastern Shore (1/3/09)
Blocks: 3 three times (last, 2/5/12)
Minutes: 36 two times (last, 1/11/12)



BRANDON RICHARDSON

Guard | 6-0 | 190
Los Angeles, Calif | Hawthorne

CAREER HONORS

- ◆ 2012 University of Nebraska Graduate
- ◆ 2011-12 Jack Moore Award Winner
- ◆ Nebraska's Big Ten Sportsmanship Award Winner
- ◆ Big Ten Co-Player of the Week (Jan. 30, 2012)
- ◆ Third in school history in free throw percentage (.827)
- ◆ Ranked 3rd in the Big Ten in Steals/Game (1.8)

Richardson was a three-year starter for the Huskers, helping Nebraska to a pair of postseason appearances during his Husker career, ranking third in free throw percentage (82.7 pct.) and eighth in career steals (145) while totaling 794 points, 277 rebounds and 235 assists as a Husker.

As a senior, he averaged 7.0 points, 3.1 rebounds and 3.3 assists per game, ranking among the Big Ten leaders in steals (3rd, 1.8 per game), assist-to-turnover ratio (7th, 1.8-to-1) and assists (12th). The Jack Moore Award winner for team MVP, Richardson led NU in both assists and steals while shooting 83 percent from the foul line. He enjoyed a career-high 25-point game, including six 3-pointers, in a win at Iowa to earn Big Ten Player of the Week. Richardson played both guard spots in 2011-12, averaging 4.9 assists per game in NU's final seven contests.

Richardson battled through nagging injuries during his junior campaign, averaging 6.4 points, 2.1 rebounds and 1.8 assists per game in 31 contests while seeing time at both guard spots. Richardson was solid at the foul line, converting 83.3 percent, including 88.2 percent (45-of-51) in Big 12 play to rank second in the league.

During his sophomore year, Richardson was second on the team in scoring at 8.9 points per game, while also ranking among team leaders in points (276, 2nd), steals (35, 2nd), field-goal percentage (45.6, 2nd), 3-pointers (27, 3rd) and assists (56, 4th), while shooting a team-high 82.5 percent (85-of-103) from the charity stripe to finish fifth in the league. He turned the best effort of the season in the Big 12 Tournament opener, scoring a season-high 19 points in a win over fifth-seeded Missouri. He appeared in 27 games as a redshirt freshman, averaging 4.1 points and 1.3 rebounds in 15.3 minutes per game.

Richardson received his degree in sociology from Nebraska in May of 2012.

Nebraska Career Highs

Points: 25 at Iowa (1/26/12)
Rebounds: 7 two times (last, 3/10/10)
Field Goals: 9 at Iowa (1/26/12)
Free Throws: 9 two times (last, 2/19/11)
3-point FG: 6 at Iowa (1/26/12)
Assists: 8 vs. URI (11/20/11)
Steals: 7 at Ohio State (1/3/12)
Blocks: 1 eight times (last, 2/25/12)
Minutes: 42 at Iowa State (2/26/11)

TONY MCCRAY'S NEBRASKA CAREER STATS

vs. All Opponents

Year	G-GS	MP-MPG	FG-FGA	Pct.	3FG-3FGA	Pct.	FT-FTA	Pct.	Rebounds		F-DQ	A	TO	B	S	TP-Avg.
									O-D	Tot.-Avg.						
2008-09	30-3	492-16.4	69-152	.454	10-29	.345	24-41	.585	17-66	83-2.8	48-0	19	39	18	24	172-5.7
2009-10	3-0	56-18.7	8-15	.533	2-4	.500	1-2	.500	2-10	12-4.0	3-0	2	3	0	1	19-6.3
2010-11	32-22	720-22.5	102-225	.453	35-86	.407	32-50	.640	34-103	137-4.3	70-1	42	61	6	32	271-8.5
2011-12	30-21	818-27.3	112-252	.444	33-102	.324	40-55	.727	37-101	138-4.6	81-4	38	67	12	30	297-9.9
TOTAL	95-46	2086-22.0	291-644	.452	80-221	.362	97-148	.655	90-280	370-3.9	202-5	101	170	36	87	759-8.0

vs. Conference Opponents

Year	G-GS	MP-MPG	FG-FGA	Pct.	3FG-3FGA	Pct.	FT-FTA	Pct.	Rebounds		F-DQ	A	TO	B	S	TP-Avg.
									O-D	Tot.-Avg.						
2008-09	15-0	202-13.5	29-64	.453	3-8	.375	9-14	.643	5-27	32-2.1	21-0	9	11	8	6	70-4.7
2010-11	16-14	406-25.4	68-145	.469	26-60	.433	22-32	.688	22-45	67-4.2	39-1	22	34	3	22	184-11.5
2011-12	18-18	532-29.6	66-171	.386	23-77	.299	27-38	.711	24-61	85-4.7	54-4	25	41	7	22	182-10.1
TOTAL	49-32	1140-23.3	163-380	.429	52-145	.359	58-84	.690	51-133	184-3.8	114-5	56	86	18	50	436-8.9

BRANDON RICHARDSON'S NEBRASKA CAREER STATS

vs. All Opponents

Year	G-GS	MP-MPG	FG-FGA	Pct.	3FG-3FGA	Pct.	FT-FTA	Pct.	Rebounds		F-DQ	A	TO	B	S	TP-Avg.
									O-D	Tot.-Avg.						
2008-09	27-0	414-15.3	32-80	.400	16-51	.314	32-39	.821	5-29	34-1.3	31-0	24	17	0	25	112-4.1
2009-10	31-15	744-24.0	82-180	.456	27-85	.318	85-103	.825	7-78	85-2.7	66-3	56	40	2	35	276-8.9
2010-11	31-27	723-23.3	59-145	.407	19-75	.253	60-72	.833	4-62	66-2.1	48-1	57	44	3	31	197-6.4
2011-12	30-30	929-31.0	65-164	.396	26-73	.356	53-64	.828	6-86	92-3.1	72-3	98	53	4	54	209-7.0
TOTAL	119-72	2810-23.6	238-569	.418	88-284	.310	230-278	.827	22-255	277-2.3	217-7	235	154	9	145	794-6.7

vs. Conference Opponents

Year	G-GS	MP-MPG	FG-FGA	Pct.	3FG-3FGA	Pct.	FT-FTA	Pct.	Rebounds		F-DQ	A	TO	B	S	TP-Avg.
									O-D	Tot.-Avg.						
2008-09	12-0	184-15.3	15-40	.375	10-28	.357	15-19	.789	3-19	22-1.8	13-0	8	8	0	8	55-4.6
2009-10	16-6	410-25.6	45-97	.464	11-45	.244	47-57	.825	3-47	50-3.1	37-2	21	23	1	17	148-9.3
2010-11	15-12	396-26.4	32-75	.427	8-30	.267	45-51	.882	2-22	24-1.6	33-1	27	18	0	6	117-7.8
2011-12	18-18	581-32.3	39-98	.398	17-43	.395	38-47	.809	5-52	57-3.2	39-2	64	33	4	36	133-7.4
TOTAL	61-36	1571-25.8	131-310	.423	46-146	.315	145-174	.833	13-140	153-2.5	122-5	120	82	5	77	453-7.4



BO SPENCER

Guard | 6-2 | 196
Baton Rouge, La. | Glen Oaks | LSU

CAREER HONORS

- ◆ Ranked 9th in the Big Ten in Scoring (15.1 ppg)
- ◆ Ranked 2nd in the Big Ten in Free Throw Pct. (87.1)
- ◆ Ranked 5th in the Big Ten in 3-Pointers/Game (2.0)

Bo Spencer put together a prolific offensive season in his only season at Nebraska. The 6-foot-2 guard led the Huskers in scoring at 15.4 points per game, while also adding 3.3 assists and 2.6 rebounds per game and shooting 87.6 percent from the foul line. He ranked among the Big Ten leaders in five categories including scoring (15.1 ppg, 9th), assists (3.4 apg, 12th), steals (1.3, 12th), free throw percentage (87.1, 3rd) and 3-pointers per game (2.0, 5th). His 32.5 minutes

per game was the second-highest total by a Husker in the last decade, while his 15.4 ppg was the highest average since 2004-05. Spencer reached double figures a team-high 23 times, including nine 20-point performances, which is the most by any Husker in six years.

Spencer led the Huskers in the Big Ten Tournament with 22 points for his ninth 20-point game of the season. He had four such efforts in Big Ten play, including 23 points at Minnesota on March 3. Spencer scored all 23 of his points in the second half, which is one off Nebraska's record for scoring in a single half. Spencer also went 7-of-12 from 3-point range, which was also one shy of Nebraska's single-game record. His other 20-point games in Big Ten action included 27 points against Illinois on Feb. 18, 24 points at Northwestern on Feb. 2 and 23 points in a win over No. 11 Indiana on Jan. 18.


In conference play, he led NU and tied for 12th in scoring at 14.6 points per game while also finishing second in free throw percentage (87.8), fifth in 3-pointers made per game (2.0) and 13th in steals per game (1.2).

He enjoyed his best offensive game of the year at Creighton on Dec. 4, pouring in 29 points on 10-of-16 shooting and adding five rebounds in the highest scoring effort by a Husker since 2007-08. Spencer led Nebraska to a road win at TCU on Dec. 10 with a 22-point effort, as he hit 7-of-12 shots from the floor. At USC on Nov. 14, he had 22 points, including the tying basket in overtime and the go-ahead bucket in double overtime, and also tied a personal best with seven rebounds. Against Rhode Island on Nov. 20, he had 23 points, four assists and three steals.

Spencer signed a professional contract with Forli in the Italian League for the 2012-13 season.

Nebraska Career Highs

Points: 29 at Creighton (12/4/11)
Rebounds: 7 at USC (11/14/11)
Field Goals: 10 at Creighton (12/4/11)
Free Throws: 10 vs. Penn State (1/11/12)
3-point FG: 7 at Minnesota (3/3/12)
Assists: 9 vs. Central Michigan (12/20/11)
Steals: 3 four times (last, 1/15/12)
Blocks: 1 three times (last, 2/29/12)
Minutes: 44 at USC (11/14/11)



CALEB WALKER

Guard | 6-4 | 205
Hutchinson, Kan. | Hutchinson | Butler County CC

CAREER HONORS

- ◆ 2012 Husker Basketball Play of the Year

Caleb Walker started nearly every game in his two-year Husker career, totaling 398 points and 264 rebounds in 62 career contests at Nebraska.

During his senior year, he started 29 games, averaging 6.8 points and 4.0 rebounds per game. The 6-foot-4 guard reached double figures seven times as a senior, including a career-high 17 points on 7-of-8 shooting against Rhode Island on Nov. 20. Walker also had 16 points in the season against South Dakota on 5-of-5 shooting from the floor,

including a career-best three 3-pointers, and added 15 points against Iowa on Feb. 29. He had a season-best eight rebounds on two occasions, including a road win at TCU on Dec. 10 and dished out a personal high six assists in the regular-season finale at Minnesota on March 3.

Walker was honored for the Huskers' Play of the Year for 2011-12, as the senior's one-handed alley-oop against Illinois was recognized. The play was chosen as the play of the week by the Big Ten Network and as one of the top dunks of the college basketball season by ESPN.

Walker was one of the unsung players on the Husker roster in 2010-11, helping Nebraska to 19 wins and a bid to the National Invitational Tournament. The Hutchinson, Kan., native averaged 6.0 points on 46 percent shooting and a team-high 4.5 rebounds while he usually faced the opponent's top perimeter threat. Walker shot 36 percent from 3-point range while playing all 32 contests, including 27 starts. Walker showed a knack for rebounding from the wing, totaling three games with at least 10 rebounds, including 10 rebounds against Creighton and a career-high 12 boards against Alcorn State. With those efforts, he became the first Husker in three seasons to grab 10-or-more rebounds in consecutive contests. His other double-figure effort came at No. 3 Kansas, when he pulled down 10 rebounds in a 63-60 loss. Walker totaled double figures eight times on the year, including a season-high 13 points in three games. Walker raised his numbers in conference action, averaging 6.8 points on 51 percent shooting and 4.7 rebounds per game, joining All-Big 12 guard Lance Jeter as the only Husker to start every conference game.

Walker signed a professional contract with Naestved in Denmark for the 2012-13 season.

Nebraska Career Highs

Points: 17 vs. URI (11/20/11)
Rebounds: 12 vs. Alcorn State (12/8/10)
Field Goals: 7 vs. URI (11/20/11)
Free Throws: 6 vs. UAPB (11/15/10)
3-point FG: 3 two times (last, 11/20/11)
Assists: 6 at Minnesota (3/3/11)
Steals: 4 vs. Illinois (2/18/12)
Blocks: 2 three times (last, 1/11/12)
Minutes: 35 vs. Michigan State (12/31/11)

BO SPENCER'S NEBRASKA CAREER STATS

vs. All Opponents

Year	G-GS	MP-MPG	FG-FGA	Pct.	3FG-3FGA	Pct.	FT-FTA	Pct.	Rebounds							
									O-D	Tot.-Avg.	F-DQ	A	TO	B	S	TP-Avg.
2011-12	30-29	976-32.5	153-373	.410	63-185	.341	92-105	.876	9-68	77-2.6	62-2	98	89	4	39	461-15.4
TOTAL	30-29	976-32.5	153-373	.410	63-185	.341	92-105	.876	9-68	77-2.6	62-2	98	89	4	39	461-15.4

vs. Conference Opponents

Year	G-GS	MP-MPG	FG-FGA	Pct.	3FG-3FGA	Pct.	FT-FTA	Pct.	Rebounds							
									O-D	Tot.-Avg.	F-DQ	A	TO	B	S	TP-Avg.
2011-12	18-17	572-31.8	90-222	.405	40-117	.342	43-49	.878	3-31	34-1.9	39-2	49	59	3	21	263-14.6
TOTAL	18-17	572-31.8	90-222	.405	40-117	.342	43-49	.878	3-31	34-1.9	39-2	49	59	3	21	263-14.6

CALEB WALKER'S NEBRASKA CAREER STATS

vs. All Opponents

Year	G-GS	MP-MPG	FG-FGA	Pct.	3FG-3FGA	Pct.	FT-FTA	Pct.	Rebounds							
									O-D	Tot.-Avg.	F-DQ	A	TO	B	S	TP-Avg.
2010-11	32-27	652-20.4	62-134	.463	20-56	.357	49-69	.710	43-102	145-4.5	39-0	26	42	5	18	193-6.0
2011-12	30-29	756-25.2	78-172	.453	19-70	.271	30-49	.612	23-96	119-4.0	49-0	35	45	6	16	205-6.8
TOTAL	62-56	1408-22.7	140-306	.458	39-126	.310	79-118	.669	66-198	264-4.3	88-0	61	87	11	34	398-6.4

vs. Conference Opponents

Year	G-GS	MP-MPG	FG-FGA	Pct.	3FG-3FGA	Pct.	FT-FTA	Pct.	Rebounds							
									O-D	Tot.-Avg.	F-DQ	A	TO	B	S	TP-Avg.
2010-11	16-16	357-22.3	39-76	.513	13-31	.419	18-29	.621	25-50	75-4.7	20-0	12	22	3	11	109-6.8
2011-12	18-18	479-26.6	47-109	.431	7-41	.171	16-24	.667	10-53	63-3.5	28-0	21	25	5	12	117-6.5
TOTAL	34-34	836-24.6	86-185	.465	20-72	.278	34-53	.642	35-103	138-4.1	48-0	33	47	8	23	226-6.6

2011-12 NEBRASKA STATISTICS

OVERALL (RECORD: 12-18)

##	Player	GP	GS	Min	Avg	TOTAL			3-PTS			REBOUNDS				PF	FO	A	TO	Blk	Stl	Pts	Avg			
						FG	FGA	Pct	3FG	FGA	Pct	FT	FTA	Pct	Off									Def	Tot	Avg
23	Spencer, Bo	30	29	976	32.5	153	373	.410	63	185	.341	92	105	.876	9	68	77	2.6	62	2	98	89	4	39	461	15.4
00	McCray, Toney	30	21	818	27.3	112	252	.444	33	102	.324	40	55	.727	37	101	138	4.6	81	4	38	67	12	30	297	9.9
24	Talley, Dylan	25	1	594	23.8	74	183	.404	38	103	.369	36	44	.818	19	64	83	3.3	53	1	44	40	9	26	222	8.9
21	Diaz, Jorge Brian	16	9	436	27.3	57	121	.471	0	1	.000	24	36	.667	25	44	69	4.3	32	0	10	24	31	6	138	8.6
03	Richardson, Brandon	30	30	929	31.0	65	164	.396	26	73	.356	53	64	.828	6	86	92	3.1	72	3	98	53	4	54	209	7.0
25	Walker, Caleb	30	29	756	25.2	78	172	.453	19	70	.271	30	49	.612	23	96	119	4.0	49	0	35	45	6	16	205	6.8
13	Ubel, Brandon	30	30	847	28.2	74	143	.517	5	20	.250	47	57	.825	75	85	160	5.3	75	0	38	29	9	13	200	6.7
05	Moore, Josiah	15	1	114	7.6	10	22	.455	4	14	.286	4	6	.667	0	8	8	0.5	8	0	4	4	1	3	28	1.9
33	Fox, Mike	23	0	222	9.7	13	35	.371	4	10	.400	1	2	.500	7	16	23	1.0	17	0	7	5	0	3	31	1.3
02	Rivers, David	19	0	158	8.3	7	30	.233	2	19	.105	4	10	.400	7	9	16	0.8	10	0	5	8	2	5	20	1.1
12	Hilliard Jr., Corey	12	0	51	4.3	3	9	.333	0	1	.000	3	7	.429	1	4	5	0.4	7	0	2	8	0	0	9	0.8
11	Tyrance, Jordan	2	0	6	3.0	0	0	.000	0	0	.000	1	2	.500	0	2	2	1.0	1	0	0	0	0	0	1	0.5
14	Niemann, Christopher	24	0	133	5.5	3	16	.188	0	0	.000	0	0	.000	7	16	23	1.0	27	0	2	13	0	3	6	0.3
10	Menke, Trevor	3	0	7	2.3	0	1	.000	0	1	.000	0	0	.000	0	0	0	0.0	1	0	0	0	0	0	0	0.0
44	Kurkowski, Kye	2	0	3	1.5	0	0	.000	0	0	.000	0	0	.000	0	0	0	0.0	0	0	0	0	0	0	0	0.0
TM	TEAM																									
	Total	30				649	1521	.427	194	599	.324	335	437	.767	254	647	901	30.0	496	10	381	398	78	198	1827	60.9
	Opponents	30				696	1533	.454	218	596	.366	359	509	.705	262	670	932	31.1	450	7	373	374	80	192	1969	65.6

BIG TEN (RECORD: 4-14, T-11TH PLACE)

##	Player	GP	GS	Min	Avg	TOTAL			3-PTS			REBOUNDS				PF	FO	A	TO	Blk	Stl	Pts	Avg			
						FG	FGA	Pct	3FG	FGA	Pct	FT	FTA	Pct	Off									Def	Tot	Avg
23	Spencer, Bo	18	17	572	31.8	90	222	.405	40	117	.342	43	49	.878	3	31	34	1.9	39	2	49	59	3	21	263	14.6
00	McCray, Toney	18	18	532	29.6	66	171	.386	23	77	.299	27	38	.711	24	61	85	4.7	54	4	25	41	7	22	182	10.1
24	Talley, Dylan	15	0	370	24.7	43	108	.398	22	63	.349	22	27	.815	12	38	50	3.3	31	1	24	23	5	17	130	8.7
03	Richardson, Brandon	18	18	581	32.3	39	98	.398	17	43	.395	38	47	.809	5	52	57	3.2	39	2	64	33	4	36	133	7.4
25	Walker, Caleb	18	18	479	26.6	47	109	.431	7	41	.171	16	24	.667	10	53	63	3.5	28	0	21	25	5	12	117	6.5
13	Ubel, Brandon	18	18	490	27.2	48	85	.565	1	7	.143	19	24	.792	40	46	86	4.8	49	0	22	16	3	8	116	6.4
21	Diaz, Jorge Brian	7	0	165	23.6	16	37	.432	0	0	.000	8	10	.800	11	14	25	3.6	15	0	3	11	8	2	40	5.7
05	Moore, Josiah	9	1	60	6.7	7	12	.583	2	6	.333	2	3	.667	0	6	6	0.7	6	0	2	3	0	0	18	2.0
33	Fox, Mike	15	0	168	11.2	11	27	.407	3	7	.429	1	2	.500	6	15	21	1.4	7	0	6	2	0	3	26	1.7
11	Tyrance, Jordan	2	0	6	3.0	0	0	.000	0	0	.000	1	2	.500	0	2	2	1.0	1	0	0	0	0	0	1	0.5
12	Hilliard Jr., Corey	10	0	45	4.5	1	7	.143	0	1	.000	1	4	.250	1	4	5	0.5	7	0	2	6	0	0	3	0.3
14	Niemann, Christopher	14	0	75	5.4	1	6	.167	0	0	.000	0	0	.000	2	11	13	0.9	11	0	1	6	0	2	2	0.1
02	Rivers, David	9	0	55	6.1	0	13	.000	0	9	.000	0	3	.000	0	4	4	0.4	2	0	0	2	0	3	0	0.0
44	Kurkowski, Kye	1	0	2	2.0	0	0	.000	0	0	.000	0	0	.000	0	0	0	0.0	0	0	0	0	0	0	0	0.0
TM	TEAM																									
	Total	18				369	895	.412	115	371	.310	178	233	.764	132	363	495	27.5	289	9	219	239	35	126	1031	57.3
	Opponents	18				433	907	.477	133	372	.358	219	303	.723	152	418	570	31.7	256	4	243	218	53	124	1218	67.7

FINAL BIG TEN STANDINGS

Team	Conference		Overall		Postseason
	W-L	Pct.	W-L	Pct.	
1. Ohio State	13-5	.722	31-8	.795	NCAA Final Four
Michigan State	13-5	.722	29-8	.784	NCAA Sweet 16
Michigan	13-5	.722	24-10	.706	NCAA Second Round
4. Wisconsin	12-6	.667	26-10	.722	NCAA Sweet 16
5. Indiana	11-7	.588	27-9	.750	NCAA Sweet 16
6. Purdue	10-8	.556	22-13	.629	NCAA Third Round
7. Northwestern	8-10	.444	19-14	.576	NIT Second Round
Iowa	8-10	.444	18-17	.514	NIT Second Round
9. Minnesota	6-12	.333	23-15	.605	NIT Runner Up
Illinois	6-12	.333	17-15	.531	
11. Nebraska	4-14	.222	12-18	.400	
Penn State	4-14	.222	12-20	.375	

2011-12 NEBRASKA RECORD BY LINEUP

No.	Starting Lineup	Record
1.	Diaz, Richardson, Spencer, Ubel, Walker	6-2
2.	Diaz, Richardson, Spencer, Talley, Ubel	0-1
3.	McCray, Richardson, Spencer, Ubel, Walker	6-14
4.	McCray, Moore, Richardson, Ubel, Walker	0-1

ALL-BIG TEN TEAM (COACHES)

First Team

Draymond Green, Michigan State
 John Shurna, Northwestern
 Jared Sullinger, Ohio State
 Robbie Hummel, Purdue
 Jordan Taylor, Wisconsin

Second Team

Cody Zeller, Indiana
 Trey Burke, Michigan
 William Buford, Ohio State
 Deshaun Thomas, Ohio State
 Tim Frazier, Penn State

Third Team

Brandon Paul, Illinois
 Matt Gatens, Iowa
 Tim Hardaway Jr., Michigan
 Keith Appling, Michigan State
 Drew Crawford, Northwestern

Honorable Mention:

Meyers Leonard, Illinois; Christian Watford, Indiana
 Aaron Craft, Ohio State; Lewis Jackson, Purdue; Jared Berggren, Wisconsin; Ryan Evans, Wisconsin

LEAGUE HONORS

Coach of the Year: Tom Izzo, Michigan State

Player of the Year: Draymond Green, Michigan State

Defensive Player of the Year: Aaron Craft, Ohio State

Freshman of the Year: Cody Zeller, Indiana

Sixth Man of the Year: D.J. Byrd, Purdue

ALL-BIG TEN TEAM (MEDIA)

First Team

Draymond Green, Michigan State
 John Shurna, Northwestern
 Jared Sullinger, Ohio State
 Tim Frazier, Penn State
 Robbie Hummel, Purdue

Second Team

Cody Zeller, Indiana
 Matt Gatens, Iowa
 Trey Burke, Michigan
 William Buford, Ohio State
 Jordan Taylor, Wisconsin

Third Team

Tim Hardaway Jr., Michigan
 Keith Appling, Michigan State
 Drew Crawford, Northwestern
 Aaron Craft, Ohio State
 Deshaun Thomas, Ohio State

Honorable Mention:

Meyers Leonard, Illinois; Brandon Paul, Illinois;
 Jordan Hulls, Indiana; Victor Oladipo, Indiana;
 Christian Watford, Indiana; Aaron White, Iowa;
 Zack Novak, Michigan; Branden Dawson, Michigan
 State; D.J. Byrd, Purdue; Lewis Jackson, Purdue;
 Jared Berggren, Wisconsin; Ryan Evans, Wisconsin

LEAGUE HONORS

Coach of the Year: Tom Izzo, Michigan State

Player of the Year: Draymond Green, Michigan St.

Freshman of the Year: Trey Burke, Michigan

2011-12 SEASON RESULTS

GAME-BY-GAME REVIEW

Date	Opponent	Result	Record (B1G)	Attendance	Points	-----Nebraska Individual Leaders-----			
						Rebounds	Assists	Steals	
11/11	South Dakota	W, 65-48	1-0 (0-0)	8,854	Walker, 16	Talley, 9	Talley, 5	Richardson, 3	
11/14	at USC	W, 64-61 (2ot)	2-0 (0-0)	3,412	Spencer, 22	Diaz, 8	Spencer, 3	Richardson, Spencer, Walker, Talley, 1	
11/20	Rhode Island	W, 83-63	3-0 (0-0)	9,279	Spencer, 23	Ubel, Diaz, 5	Richardson, 8	Richardson, 4	
11/23	Oregon	L, 76-83	3-1 (0-0)	10,881	Diaz, 21	Diaz, 6	Spencer, 5	Talley, 3	
11/26	South Dakota State	W, 76-64	4-1 (0-0)	9,107	Spencer, 18	Ubel, 8	Spencer, 8	Diaz, Talley, 2	
11/30	Wake Forest	L, 53-55	4-2 (0-0)	9,769	Spencer, 13	Walker, 7	Ubel, 5	Ubel, 2	
12/4	at Creighton	L, 66-76	4-3 (0-0)	16,561	Spencer, 29	Diaz, 7	Spencer, 3	Spencer, Richardson, 3	
12/7	Florida Gulf Coast	W, 51-50	5-3 (0-0)	8,408	Talley, 14	Ubel, 11	Spencer, 5	Ubel, Spencer, 1	
12/10	at TCU	W, 69-57	6-3 (0-0)	5,577	Spencer, 22	Walker, Ubel, 8	Richardson, 4	Richardson, 2	
12/17	Alcorn State	W, 60-46	7-3 (0-0)	8,922	McCray, 20	Walker, Ubel, 8	Richardson, Spencer, 3	Spencer, 2	
12/20	Central Michigan	W, 72-69	8-3 (0-0)	8,840	Richardson, Spencer, 20	McCray, 8	Spencer, 9	Spencer, 3	
12/27	No. 11 Wisconsin*	L, 40-64	8-4 (0-1)	11,422	McCray 16	McCray, Ubel 9	Spencer, 5	McCray, 2	
12/31	No. 16 Michigan State*	L, 55-68	8-5 (0-2)	10,679	Spencer, 16	McCray, 6	Richardson, 6	Richardson, Niemann, Spencer, 2	
1/3	at No. 6 Ohio State*	L, 40-71	8-6 (0-3)	16,158	McCray, 16	McCray 5	McCray, Richardson, 2	Richardson, 7	
1/7	at Illinois*	L, 54-59	8-7 (0-4)	14,909	Spencer, 13	Walker, 7	Ubel, 3	Richardson, 3	
1/11	Penn State*	W, 70-58	9-7 (1-4)	10,791	Spencer, 19	Walker, 6	Spencer, 5	Talley, McCray, Spencer 2	
1/15	at Wisconsin*	L, 45-50	9-8 (1-5)	17,173	Spencer, 13	McCray, 6	Talley, 3	Spencer, McCray 3	
1/18	No. 11 Indiana*	W, 70-69	10-8 (2-5)	10,438	Spencer, 23	Talley, 9	Richardson, 5	Richardson, 3	
1/21	No. 6 Ohio State*	L, 45-79	10-9 (2-6)	12,214	Ubel, Spencer, 8	Ubel, 8	Richardson, Spencer 2	McCray, Richardson, 2	
1/26	at Iowa*	W, 79-73	11-9 (3-6)	10,538	Richardson, 25	McCray, 8	Richardson, 5	Richardson, 2	
2/2	at Northwestern *	L, 74-84	11-10 (3-7)	5,239	Spencer, 23	Ubel, 9	Richardson, Ubel, 5	Richardson, Talley 1	
2/5	Minnesota *	L 61-69	11-11 (3-8)	9,857	Spencer, 18	McCray, 6	Spencer, 5	Richardson, 3	
2/8	No. 22 Michigan *	L, 46-62	11-12 (3-9)	9,533	Spencer, 13	Ubel, 9	McCray, 5	Richardson, Spencer, McCray, 1	
2/11	at Penn State*	L, 51-67	11-13 (3-10)	13,103	Talley, 12	Richardson, 4	Richardson, 5	Richardson, McCray, Fox 2	
2/18	Illinois*	W, 80-57	12-13 (4-10)	10,558	Spencer, 27	Ubel, 6	Richardson, 6	Walker, 4	
2/22	at Purdue *	L, 65-83	12-14 (4-11)	14,323	Spencer, 19	Ubel, 6	Richardson, 6	McCray, Ubel, Spencer 1	
2/25	at No. 6 Michigan State *	L, 34-62	12-15 (4-12)	14,797	Ubel, 13	Fox, 5	Richardson, 5	Talley, 3	
2/29	Iowa *	L, 53-62	12-16 (4-13)	10,772	Ubel, 17	Ubel, 7	Richardson, 6	Richardson, Spencer, Walker, 2	
3/3	at Minnesota *	L, 69-81	12-17 (4-14)	11,262	Spencer, 23	Ubel, 6	Walker, 6	Ubel, Richardson, Talley, 2	
3/8	vs. Purdue \$	L, 61-79	12-18 (4-14)	17,257	Spencer, 22	McCray, 8	McCray, 4	McCray, Talley, 2	

* -- Big Ten game; \$ -- Big Ten Tournament (Indianapolis, Ind.)

MISCELLANEOUS REVIEW

Nebraska Record When:	All	Home	Away
Ahead at Halftime	8-4	7-3	1-1
Behind at Halftime	4-14	2-5	2-9
Tied at Halftime	0-0	0-0	0-0
Bench Outscores Opponent's	3-7	3-1	1-5
Opponent Bench Outscores NU	8-11	6-7	2-4
Bench scoring is even	1-0	0-0	1-0
Shooting 50% or Better	6-3	4-0	2-3
Shooting Under 50%	6-15	5-8	1-7
Opp. Shoots 50% or Better	2-11	2-3	0-8
Opp. Shoots Under 50%	10-7	7-5	3-2
Outshooting Opponent (pct.)	8-2	5-0	3-2
Outshot by Opponent (pct.)	3-16	3-8	0-8
Shooting is even	1-0	1-0	0-0
Outrebounding Opponent	8-4	6-3	2-1
Outrebounded by Opponent	3-14	3-5	0-9
Rebounds are Even	1-0	0-0	1-0
Committing More TOs than Opp	7-7	5-4	2-3
Committing Fewer TOs than Opp	4-9	4-3	0-6
Turnovers are Even	1-2	0-1	1-1
Leading with 5:00 left	10-1	7-0	3-1
Trailing with 5:00 left	1-17	1-8	0-9
Tied with 5:00 left	1-0	1-0	0-0
In Overtime	1-0	0-0	1-0
Scoring 80 or more points	2-0	1-0	0-0
Scoring 61 to 79 points	8-7	5-2	3-5
Scoring 60 or fewer points	2-11	2-6	0-5
Allowing 80 or more points	0-4	0-1	0-3
Allowing 61 to 79 points	6-11	4-6	2-5
Allowing 60 or fewer points	6-3	5-1	1-2

HOME/AWAY/NEUTRAL STATISTICS

Field-Goal Percentage by Site:			
NU	H (BDSC) --	370-862 = 42.9	A -279-659 = 42.3
OPP	A --	313-656 = 47.7	H (BDSC) -383-877= 43.7
Free-Throw Percentage by Site:			
NU	H (BDSC) --	208-278 = 74.8	A --127-159 = 79.9
OPP	A --	179-247=72.5	H (BDSC) --180-262= 68.7
NU Average at home: 62.1 ppg (1,056)			
Opp. Average at home: 62.7 ppg (1,066)			
NU Average on Road/Neutral: 59.3 (771)			
Opp. Average on Road/Neutral: 69.5 (903)			

ATTENDANCE

Location	G	W-L	Total	Avg.	High
Home	17	9-8	170,324	10,019	12,214 vs. Ohio State
Big Ten	9	3-5	96,264	10,696	12,214 vs. Ohio State
Away	12	3-9	143,052	11,921	17,173 at Wisconsin
Big Ten	9	1-8	117,502	13,056	17,173 at Wisconsin
Neutral	1	0-1	17,257	17,257	17,257 vs. Purdue (B1G)
Totals	30	12-18	330,633	11,021	17,257 vs. Purdue (B1G)

GAME-BY-GAME COMPARISON

Team	FG-FGA	Pct.	3FG-3FGA	Pct.	FT-FTA	Pct.	O-D	Reb.	PF	A	TO	B	S	Pts.	W/L
South Dakota	17-55	.309	5-21	.238	9-13	.692	10-19	29	15	5	15	4	9	48	
at Nebraska	23-53	.434	7-14	.500	12-19	.632	14-31	45	14	9	18	6	8	65	W
at USC	21-63	.333	7-23	.304	12-22	.545	11-25	36	16	8	11	3	5	61	
Nebraska	19-52	.365	9-20	.450	17-23	.739	11-32	43	21	9	19	4	4	64	W
Rhode Island	23-61	.377	8-23	.348	9-11	.818	15-19	34	15	10	18	2	4	63	
at Nebraska	32-56	.571	10-23	.435	9-12	.750	7-25	32	17	24	13	1	10	83	W
Oregon	26-53	.491	8-19	.421	23-32	.719	8-23	31	22	14	12	3	6	83	
at Nebraska	24-51	.471	7-19	.368	21-25	.840	7-26	33	26	15	14	5	4	76	L
South Dakota State	21-62	.333	8-26	.308	14-18	.778	11-22	33	16	10	10	1	5	64	
at Nebraska	28-57	.491	5-14	.357	15-18	.833	9-32	41	20	13	12	3	8	76	W
Wake Forest	21-47	.447	6-18	.333	7-11	.636	2-28	30	9	11	10	2	3	55	
at Nebraska	22-57	.386	6-23	.261	3-4	.750	8-25	33	13	14	8	6	5	53	L
at Creighton	26-51	.510	5-10	.500	19-22	.864	11-20	31	16	15	17	0	5	76	
Nebraska	24-56	.429	4-16	.250	14-17	.824	13-15	28	23	9	13	3	9	66	L
Florida Gulf Coast	18-45	.400	9-20	.450	5-10	.500	5-20	25	12	12	13	7	11	50	
at Nebraska	18-45	.400	7-24	.292	8-13	.615	9-23	32	12	14	18	6	2	51	W
at TCU	18-40	.360	6-25	.240	16-20	.800	11-19	30	17	7	11	0	6	57	
Nebraska	24-47	.511	6-14	.429	15-18	.833	7-23	30	17	12	11	3	3	69	W
Alcorn State	19-41	.463	3-9	.333	5-9	.556	7-19	26	20	4	18	2	3	46	
at Nebraska	21-53	.396	4-16	.250	14-19	.737	17-18	35	15	13	11	3	5	60	W
Central Michigan	25-48	.521	8-17	.471	11-20	.550	9-15	24	22	17	11	3	7	69	
at Nebraska	23-46	.500	6-18	.333	20-26	.769	12-17	29	17	17	14	2	8	72	W
Wisconsin	24-47	.511	11-21	.524	5-5	1.000	6-24	30	11	13	7	2	6	64	
at Nebraska	15-49	.306	3-13	.231	7-9	.778	11-17	28	10	9	9	1	5	40	L
Michigan State	23-50	.460	3-14	.214	19-21	.905	12-26	38	15	10	14	4	4	68	
at Nebraska	18-50	.360	7-25	.280	12-15	.800	8-16	24	18	12	12	1	7	55	L
at Ohio State	30-56	.536	2-17	.118	9-13	.692	14-30	44	15	11	19	5	8	71	
Nebraska	16-52	.308	2-18	.111	6-6	1.000	6-15	21	15	7	17	0	13	40	L
at Illinois	23-44	.523	3-11	.273	10-19	.526	3-17	20	20	8	14	2	5	59	
Nebraska	18-36	.500	5-14	.684	13-19	.684	3-21	24	18	8	20	3	5	54	L
Penn State	20-60	.333	3-24	.125	15-19	.789	14-20	34	21	5	13	3	9	58	
at Nebraska	22-40	.550	7-19	.368	19-29	.655	4-27	31	14	14	17	6	8	70	W
at Wisconsin	15-48	.313	2-18	.111	18-24	.750	17-25	42	7	5	12	3	5	50	
Nebraska	19-54	.352	5-19	.263	2-2	1.000	9-19	28	19	7	7	2	7	45	L
Indiana	26-51	.510	8-18	.444	9-13	.692	5-29	34	12	17	15	2	3	69	
at Nebraska	23-61	.377	10-30	.333	14-19	.737	10-22	32	15	15	10	3	8	70	W
Ohio State	26-59	.441	8-21	.381	19-28	.679	11-23	34	21	13	10	5	13	79	
at Nebraska	13-44	.295	3-17	.176	16-23	.696	11-28	39	25	8	27	3	5	45	L
at Iowa	27-55	.491	6-19	.316	13-18	.722	10-17	27	17	11	8	4	7	73	
Nebraska	27-52	.519	7-20	.350	18-24	.750	12-22	34	15	15	11	1	6	79	W
at Northwestern	23-51	.451	14-31	.452	24-29	.828	11-18	29	12	17	9	3	10	84	
Nebraska	28-54	.519	11-26	.423	7-9	.778	9-18	27	18	19	14	2	6	74	L
Minnesota	27-50	.540	7-17	.412	8-16	.500	11-20	31	16	18	14	3	6	69	
at Nebraska	21-48	.438	7-21	.333	12-13	.923	8-16	24	18	10	14	4	9	61	L
Michigan	24-46	.522	11-24	.458	3-4	.750	2-20	22	12	16	7	0	6	62	
at Nebraska	18-46	.391	5-18	.278	5-6	.833	8-21	29	8	7	14	1	3	46	L
at Penn State	23-44	.523	9-23	.391	12-14	.857	4-26	30	15	13	13	2	8	67	
Nebraska	19-48	.396	6-20	.300	7-11	.636	4-17	21	14	11	11	2	7	51	L
Illinois	21-53	.396	6-23	.261	9-16	.563	5-22	27	18	15	14	3	5	57	
at Nebraska	30-54	.556	10-20	.500	10-15	.667	4-29	33	16	19	10	1	8	80	W
at Purdue	30-55	.545	13-29	.448	10-15	.667	9-21	30	8	19	7	3	8	83	
Nebraska	27-52	.519	8-19	.421	3-3	1.000	3-19	22	15	17	10	1	3	65	L
at Michigan State	23-41	.561	9-20	.450	7-9	.778	3-30	33	12	14	16	2	9	62	
Nebraska	14-48	.292	2-17	.118	4-5	.800	5-16	21	14	8	12	0	9	34	L
Iowa	22-49	.449	8-20	.400	10-16	.625	8-26	34	15	15	14	0	4	63	
at Nebraska	19-52	.365	4-24	.167	11-13	.846	8-22	30	17	15	12	3	8	53	L
at Minnesota	26-48	.542	10-22	.455	19-24	.792	7-24	31	10	23	12	7	8	81	
Nebraska	22-55	.400	13-31	.419	12-12	1.000	9-18	27	20	18	12	1	9	69	L
vs. Purdue	28-50	.560	13-25	.520	10-18	.556	10-23	33	14	17	10	0	4	79	
Nebraska	22-53	.415	8-27	.296	9-10	.900	8-17	25	12	13	8	1	6	61	L

SEASON HIGHS AND LOWS

2011-12 INDIVIDUAL SUPERLATIVES

Nebraska Individual Game Highs

Points	29	Spencer, Bo at Creighton (12/4/11)
	27	Spencer, Bo vs Illinois (2/18/12)
Field Goals Made	10	Spencer, Bo at Creighton (12/4/11)
	9	Spencer, Bo vs Illinois (2/18/12)
	9	Richardson, Brandon at Iowa (1/26/12)
	9	McCray, Toney vs Alcorn State (12/17/11)
Field Goal Att.	19	Spencer, Bo vs Indiana (1/18/12)
FG Pct (min 6 made)	1.000 (7-7)	Ubel, Brandon vs Iowa (2/29/12)
	.900 (9-10)	Richardson, Brandon at Iowa (1/26/12)
3-Point FG Made	7	Spencer, Bo at Minnesota (3/3/12)
	6	Richardson, Brandon at Iowa (1/26/12)
3-Point FG Att.	12	Spencer, Bo at Minnesota (3/3/12)
	12	Spencer, Bo vs Indiana (1/18/12)
3-pt FG Pct (min 3 made)	1.000 (3-3)	Richardson, Brandon at Purdue (2/22/12)
	1.000 (3-3)	Walker, Caleb vs South Dakota (11/11/11)
Free Throws Made	10	Spencer, Bo vs Penn State (1/11/12)
Free Throw Att.	12	Spencer, Bo vs Penn State (1/11/12)
FT Pct (min 6 made)	1.000 (6-6)	Richardson, Brandon at Penn State (2/11/12)
	1.000 (6-6)	Spencer, Bo at Iowa (1/26/12)
	1.000 (6-6)	Talley, Dylan vs Oregon (11/23/11)
Rebounds	11	Ubel, Brandon vs FGCU (12/7/11)
Assists	9	Spencer, Bo vs Central Michigan (12/20/11)
Steals	7	Richardson, Brandon at Ohio State (1/3/12)
Blocked Shots	5	Diaz, Jorge Brian vs FGCU (12/7/11)
	5	Diaz, Jorge Brian vs South Dakota (11/11/11)
Turnovers	8	Spencer, Bo at Northwestern (2/2/12)

Opponent Individual Game Highs

Points	30	Frazier, Tim vs Penn State (1/11/12)
	29	Hummel, Robbie at Purdue (2/22/12)
Field Goals Made	11	Bertrand, Joseph at Illinois (1/07/12)
Field Goal Att.	22	Jones, Maurice at USC (11/14/11)
FG Pct (min 6 made)	.917 (11-12)	Bertrand, Joseph at Illinois (1/7/12)
	.818 (9-11)	McCabe, Zach at Iowa (1/26/12)
	.818 (9-11)	Evans, Ryan vs Wisconsin (12/27/11)
3-Point FG Made	7	Callahan, Griffan vs South Dakota State (11/26/11)
	5	Smith, Ryne vs Purdue (3/8/12)
	5	Byrd, D.J. at Purdue (2/22/12)
3-Point FG Att.	11	Colella, Nick at Penn State (2/11/12)
	11	Callahan, Griffan vs South Dakota State (11/26/11)
3-Pt FG Pct (min 3 made)	1.000 (3-3)	Welch, Julian vs Minnesota (2/5/12)
Free Throws Made	13	Wolters, Nate vs South Dakota State (11/26/11)
Free Throw Att.	15	Taylor, Jordan at Wisconsin (1/15/12)
	15	Zeigler, Trey vs Central Michigan (12/20/11)
FT Pct (min 6 made)	1.000 (10-10)	Young, Antoine at Creighton (12/4/11)
	1.000 (9-9)	Frazier, Tim vs Penn State (1/11/12)
	1.000 (9-9)	Green, Draymond vs Michigan State (12/31/11)
Rebounds	13	Berggren, Jared at Wisconsin (1/15/12)
Assists	9	Frazier, Tim at Penn State (2/11/12)
Steals	6	Frazier, Tim vs Penn State (1/11/12)
Blocked Shots	3	Williams, Rodney at Minnesota (3/3/12)
	3	Thompson, Sam vs Ohio State (1/21/12)
Turnovers	6	Buford, William at Ohio State (1/3/12)
	6	Zeigler, Trey vs Central Michigan (12/20/11)
	6	Wilson, Jamal vs Rhode Island (11/20/11)

MISCELLANEOUS STREAKS

Biggest margin of victory	23 vs. Illinois, 2/18/12
Biggest margin of defeat	34 vs. Ohio State, 1/21/12
Largest deficit overcome in win	13 vs. Indiana, 1/18/12
Largest halftime deficit overcome in win	7 at TCU, 12/10/11; vs. Indiana, 1/18/12; at Iowa, 1/26/12
Largest lead surrendered in loss	8 vs. Wake Forest, 11/30/11; 8 vs. Michigan State, 12/31/11; 8 vs. Minnesota, 2/5/02
Largest halftime lead surrendered in loss	3 at Illinois, 1/7/12
Largest lead at any time	32 vs. Illinois (2/18; second half, 6:59)
Largest deficit at any time	35 vs. Ohio State (1/21; second half, 1:25, 44-79)
Largest runs without opponent scoring	16-0 vs. Rhode Island (11/20; first half, 15:39-7:26)
Largest opponent run without NU scoring	17-0 vs. Purdue (3/8; first half 14:22-7:16)

2011-12 TEAM SUPERLATIVES

Nebraska Team Game Highs

Points	83
Field Goals Made	32
Field Goal Attempts	61
Field Goal Percentage	.571 (32-56)
3 PT FG Made	13
3 PT FG Attempts	31
3 PT FG Percentage	.500 (10-20)
	.500 (7-14)
Free Throws Made	21
Free Throw Attempts	29
Free Throw Percentage	1.000 (12-12)
	1.000 (6-6)
Rebounds	45
Assists	24
Steals	13
Blocked Shots	6
Turnovers	27
Fouls	26

Nebraska Team Game Lows

Points	34
Field Goals Made	13
Field Goal Attempts	36
Field Goal Percentage	.292 (14-48)
3-Pt. Field Goals Made	2
3-Pt. Field Goals Attempts	13
3-Pt. Field Goals Percentage	.111 (2-18)
Free Throws Made	2
Free Throws Attempts	2
Free Throws Percentage	.615 (8-13)
Rebounds	21
Assists	7
Steals	2
Blocked Shots	0
Turnovers	7
Fouls	8

Opponent Team Game Highs

Points	84
Field Goals Made	30
Field Goal Attempts	63
Field Goal Percentage	.561 (23-41)
3-Pt. Field Goals Made	14
3-Pt. Field Goals Attempts	31
3-Pt. Field Goals Percentage	.524 (11-21)
Free Throws Made	24
Free Throws Attempts	32
Free Throws Percentage	1.000 (5-5)
Rebounds	44
Assists	23
Steals	13
Blocked Shots	7
Turnovers	19
Fouls	22

Opponent Team Game Lows

Points	46
Field Goals Made	15
Field Goal Attempts	41
Field Goal Percentage	.309 (17-55)
3-Pt. Field Goals Made	2
3-Pt. Field Goals Attempts	9
3-Pt. Field Goals Percentage	.111 (2-18)
Free Throws Made	3
Free Throws Attempts	4
Free Throws Percentage	.500 (5-10)
	.500 (8-16)
Rebounds	20
Assists	4
Steals	3
Blocked Shots	0
Turnovers	7
Fouls	7

Rhode Island (11/20/11)
Rhode Island (11/20/11)
Indiana (1/18/12)
Rhode Island (11/20/11)
at Minnesota (3/3/12)
at Minnesota (3/3/12)
Illinois (2/18/12)
South Dakota (11/11/11)
Oregon (11/23/11)
Penn State (1/11/12)
at Minnesota (3/3/12)
at Ohio State (1/3/12)
South Dakota (11/11/11)
Rhode Island (11/20/11)
at Ohio State (1/3/12)
Four times
Ohio State (1/21/12)
Oregon (11/23/11)

at Michigan State (2/25/12)
Ohio State (1/21/12)
at Illinois (1/7/12)
at Michigan State (2/25/12)
Two Times
Wisconsin (12/27/11)
at Ohio State (1/3/12)
at Wisconsin (1/15/12)
at Wisconsin (1/15/12)
FGCU (12/7/11)
Three times
Three times
FGCU (12/7/11)
Two Times
at Wisconsin (1/15/12)
Michigan (2/8/12)

at Northwestern (2/2/12)
Two Times
at USC (11/14/11)
at Michigan State (2/25/12)
at Northwestern (2/2/12)
at Northwestern (2/2/12)
Wisconsin (12/27/11)
at Northwestern (2/2/12)
Oregon (11/23/11)
Wisconsin (12/27/11)
at Ohio State (1/3/12)
at Minnesota (3/3/12)
Ohio State (1/21/12)
Two Times
at Ohio State (1/03/12)
Two Times

Alcorn State (12/17/11)
at Wisconsin (1/15/12)
Two Times
South Dakota (11/11/11)
Two Times
Alcorn State (12/17/11)
at Wisconsin (1/15/12)
Michigan (2/8/12)
Michigan (2/8/12)
FGCU (12/7/11)
Minnesota (2/5/12)
at Illinois (1/7/12)
Alcorn State (12/17/11)
Three times
Five Times
Three Times
at Wisconsin (1/15/12)

2011-12 NEBRASKA WIN/LOSS MARGIN

Category	1	2	3	4	5	6	7	8	9	10	11	12	13	14	15	16	17	18	19	20	+20
Husker Wins	2	0	2	0	0	1	0	0	0	0	0	3	0	1	0	0	1	0	0	1	1
Husker Losses	0	1	0	0	2	0	1	1	1	2	0	1	1	0	0	2	0	2	0	0	4

2011-12 BOX SCORES

GAME 1 NEBRASKA 65, SOUTH DAKOTA 48

11/11/11 7:05 p.m. at Devaney Center (Lincoln, Neb.) TV: BTN Digital Network
VISITORS: South Dakota (0-1)

##	Player	f	g	tot-fg		3-pt		ft	fta	rebounds			pf	tp	a	to	blk	s	min
				fg	fga	fg	fga			of	de	tot							
14	Andreotti, Ricardo	f	1	1	0	0	1	2	2	5	7	3	3	2	2	2	1	22	
22	Saint-Gelais, Allen	f	1	6	0	2	0	0	2	2	4	3	2	2	3	0	1	21	
50	Gruis, Trevor	c	3	12	0	0	3	6	0	2	2	2	9	0	1	2	0	33	
01	Westbrook, Charlie	g	3	11	2	5	2	2	0	1	1	2	10	0	1	0	1	26	
04	Krogman, Louie	g	7	16	2	8	0	0	0	0	0	2	16	1	3	0	0	35	
02	Boots, Jordan	g	0	4	0	2	0	0	0	1	1	0	0	0	1	0	2	14	
03	Tecker, Steve	g	1	2	0	1	3	3	2	3	5	0	5	0	1	0	2	19	
12	Bos, Brandon	g	0	0	0	0	0	0	0	1	1	1	0	0	0	0	0	5	
15	Bartling, Jared	g	0	0	0	0	0	0	0	1	1	0	0	0	0	0	0	6	
41	Mabbutt, Nick	g	1	3	1	3	0	0	0	2	2	2	3	0	2	0	2	19	
TEAM				4		1		5		1									
Totals		17		55		5		21		9		13		10		19		29	

TOTAL FG% 1st Half: 8-30 26.7% 2nd Half: 9-25 36.0% Game: 30.9% DEADBALL REBOUNDS 1
3-Pt. FG% 1st Half: 1-12 8.3% 2nd Half: 4-9 44.4% Game: 23.8%
F Throw % 1st Half: 2-3 66.7% 2nd Half: 7-10 70.0% Game: 69.2%

HOME TEAM: Nebraska (1-0)

##	Player	f	g	tot-fg		3-pt		ft	fta	rebounds			pf	tp	a	to	blk	s	min
				fg	fga	fg	fga			of	de	tot							
13	Ubel, Brandon	f	2	7	0	1	0	0	3	3	6	2	4	0	3	0	2	29	
21	Diaz, Jorge Brian	c	4	9	0	0	3	8	0	2	2	1	11	1	1	5	0	30	
03	Richardson, Brandon	g	3	6	2	2	2	3	0	4	4	0	10	1	2	0	3	29	
23	Spencer, Bo	g	1	9	0	4	4	4	0	4	4	0	6	1	0	0	2	29	
25	Walker, Caleb	g	5	5	3	3	3	4	4	3	7	3	16	0	3	0	1	24	
00	McCray, Toney	g	4	6	0	0	0	0	2	4	6	2	8	1	4	1	0	15	
02	Rivers, David	g	0	1	0	1	0	0	0	0	0	0	0	0	0	0	0	1	
12	Hilliard Jr., Corey	g	0	0	0	0	0	0	0	0	0	0	0	0	0	0	0	2	
14	Niemann, Christopher	g	0	2	0	0	0	0	2	1	3	2	0	0	2	0	0	10	
24	Talley, Dylan	g	4	7	2	3	0	0	2	7	9	3	10	5	2	0	0	20	
33	Fox, Mike	g	0	1	0	0	0	0	0	1	1	1	0	0	1	0	0	11	
TEAM				1		2		3											
Totals		23		53		7		14		12		19		14		31		45	

TOTAL FG% 1st Half: 13-30 43.3% 2nd Half: 10-23 43.5% Game: 43.4% DEADBALL REBOUNDS 4
3-Pt. FG% 1st Half: 2-5 40.0% 2nd Half: 5-9 55.6% Game: 50.0%
F Throw % 1st Half: 3-6 50.0% 2nd Half: 9-13 69.2% Game: 63.2%

Officials: Bo Boroski, Frank Spencer, Darryl Smith. Technical fouls: South Dakota-None. Nebraska-None. Attendance: 8854

Score by Periods

	1st	2nd	Total
South Dakota	19	29	48
Nebraska	31	34	65

GAME 2 NEBRASKA 64, USC 61 (2 OT)

11/14/11 7:30 p.m. (PT) at Los Angeles, Calif. (Galen Center) TV: Prime Sports
VISITORS: Nebraska (2-0)

##	Player	f	g	tot-fg		3-pt		ft	fta	rebounds			pf	tp	a	to	blk	s	min
				fg	fga	fg	fga			of	de	tot							
13	Ubel, Brandon	f	1	4	0	1	1	2	3	4	7	2	3	1	0	0	0	43	
21	Diaz, Jorge Brian	f	3	10	0	0	4	6	3	5	8	3	10	1	3	3	0	43	
03	Richardson, Brandon	g	4	7	4	5	0	0	0	1	1	5	12	2	4	0	1	37	
23	Spencer, Bo	g	7	16	3	8	5	7	1	6	7	3	22	3	4	0	1	44	
25	Walker, Caleb	g	1	3	1	2	1	2	0	5	5	1	4	0	4	0	1	29	
00	McCray, Toney	g	0	2	0	0	4	4	0	4	4	1	4	0	2	0	0	25	
14	Niemann, Christopher	g	1	2	0	0	0	0	0	1	1	2	2	0	1	0	0	8	
24	Talley, Dylan	g	2	8	1	4	2	2	1	3	4	4	7	2	1	1	1	21	
33	Fox, Mike	g	0	0	0	0	0	0	0	0	0	0	0	0	0	0	0	0+	
TEAM				3		3		6											
Totals		19		52		9		20		17		23		21		64		9	

TOTAL FG% 1st Half: 8-24 33.3% 2nd Half: 7-18 38.9% Game: 36.5% DEADBALL REBOUNDS 3,1
3-Pt. FG% 1st Half: 4-8 50.0% 2nd Half: 3-7 42.9% Game: 45.0%
F Throw % 1st Half: 5-8 62.5% 2nd Half: 7-9 77.8% Game: 73.9%

HOME TEAM: USC (1-1)

##	Player	f	g	tot-fg		3-pt		ft	fta	rebounds			pf	tp	a	to	blk	s	min
				fg	fga	fg	fga			of	de	tot							
14	Dedmon, Dewayne	f	1	6	0	1	2	6	4	6	10	4	4	0	1	2	1	28	
21	Fuller, Aaron	f	4	8	0	0	5	8	2	4	6	4	13	0	1	0	0	36	
10	Jones, Maurice	g	6	22	2	8	4	6	1	3	4	2	18	4	3	0	0	49	
20	Strangis, Eric	g	2	3	2	3	0	0	0	0	0	0	6	0	0	0	0	12	
25	Wesley, Byron	g	3	11	0	3	1	2	1	1	2	1	7	1	3	0	3	42	
02	Allen, Greg	g	0	1	0	1	0	0	0	1	1	1	0	0	1	0	0	5	
03	Moore, Alexis	g	4	9	3	6	0	0	0	1	1	2	11	3	1	0	0	41	
31	Blasczyk, James	g	0	1	0	0	0	0	1	5	6	1	0	0	1	1	1	27	
33	Jackson, Garrett	g	1	2	0	1	0	0	1	1	2	1	2	0	0	0	0	10	
TEAM				1		3		4											
Totals		21		63		7		23		12		22		11		25		36	

TOTAL FG% 1st Half: 9-28 32.1% 2nd Half: 7-21 33.3% Game: 33.3% DEADBALL REBOUNDS 8
3-Pt. FG% 1st Half: 3-11 27.3% 2nd Half: 3-6 50.0% Game: 30.4%
F Throw % 1st Half: 2-4 50.0% 2nd Half: 9-14 64.3% Game: 54.5%

Officials: Randy McCall, Michael Eggers, Mike Scyphers. Technical fouls: Nebraska-None. USC-Blasczyk, James. Attendance: 3412

Score by Periods

	1st	2nd	OT1	OT2	Total
Nebraska	25	24	5	10	64
USC	23	26	5	7	61

GAME 3 NEBRASKA 83, RHODE ISLAND 63

11/20/11 1:06 p.m. at Lincoln, Neb. (Devaney Center) TV: Big Ten Network
VISITORS: Rhode Island (0-3)

##	Player	f	g	tot-fg		3-pt		ft	fta	rebounds			pf	tp	a	to	blk	s	min
				fg	fga	fg	fga			of	de	tot							
12	Outerbridge, Orion	f	7	16	4	9	6	6	4	6	10	0	24	0	3	2	1	35	
23	Malesevic, Nikola	f	1	4	0	1	0	0	0	1	1	4	2	1	1	0	1	23	
35	Holton, Jonathan	f	1	9	0	5	0	0	3	4	7	1	2	0	4	0	0	24	
01	Wilson, Jamal	g	6	12	2	4	0	1	4	2	6	0	14	3	6	0	2	37	
04	Powell, Mike	g	0	3	0	0	0	0	0	2	2	2	0	0	2	0	0	20	
02	Kemp, A.J.	g	0	0	0	0	0	0	0	0	0	1	0	0	0	0	0	1	
10	Harris, Rayvon	g	1	2	0	0	2	2	2	1	3	3	4	3	1	0	0	15	
11	Shengelia, Levan	g	4	7	0	0	0	0	1	1	2	3	8	0	0	0	0	16	
13	Buchanan, T.J.	g	3	7	2	3	1	2	0	1	1	1	9	3	1	0	0	24	
15	Vedder, Blake	g	0	1	0	1	0	0	0	0	0	0	0	0	0	0	0	5	
TEAM				1		1		2											
Totals		23		61		8		23		9		11		15		19		34	

TOTAL FG% 1st Half: 8-28 28.6% 2nd Half: 15-33 45.5% Game: 37.7% DEADBALL REBOUNDS 0
3-Pt. FG% 1st Half: 2-10 20.0% 2nd Half: 6-13 46.2% Game: 34.8%
F Throw % 1st Half: 2-3 66.7% 2nd Half: 7-8 87.5% Game: 81.8%

HOME TEAM: Nebraska (3-0)

##	Player	f	g	tot-fg		3-pt		ft	fta	rebounds			pf	tp	a	to	blk	s	min
				fg	fga	fg	fga			of	de	tot							
13	Ubel, Brandon	f	0	1	0	0	0	0	1	4	5	4	0	2	2	0	0	19	
21	Diaz, Jorge Brian	c	4	8	0	0	1	2	2	3	5	1	9	1	2	0	1	26	
03	Richardson, Brandon	g	2	5	1	4	0	0	0	2	2	2	5	8	1	0	4	31	
23	Spencer, Bo	g	8	13	2	5	5	6	0	2	2	0	23	4	1	0	3	21	
25	Walker, Caleb	g	7	8	3	4	0	0	0	3	3	0	17	4	1	0	0	28	
00	McCray, Toney	g	1	2	1	2	0	0	0	3	3	3	3	1	4	0	0	19	
02	Rivers, David	g	0	1	0	1	0	0	0	0	0	1	0	1	0	0	0	8	
05	Moore, Josiah	g	1	1	1	1	0	0	0	1	1	0	3	1	0	0	1	4	
12	Hilliard Jr., Corey	g	2	2	0	0	2	3	0	0	0	0	6	0	2	0	0	4	
14	Niemann, Christopher	g	1	3	0	0	0	0	1	2	3	3	2	0	0	0	0	12	
24	Talley, Dylan	g	6	11	2	5	1	1	2	3	5	2	15	2	0	1	1	18	
33	Fox, Mike	g	0	1	0	1	0	0	0	0	0	1	0	0	0	0	0	6	
TEAM				1		2		3											
Totals		32		56		10		23		9		12		17		83		24	

GAME 4 OREGON 83, NEBRASKA 76

11/23/11 8:06 p.m. at Lincoln, Neb. (Devaney Center)
VISITORS: Oregon (3-1)

TV: Big Ten Network

#	Player	tot-fg		3-pt		rebounds		pf	tp	a	to	blk	s	min																			
		fg	fga	fg	fga	of	de								tot																		
23	Jacob, Jeremy	f	5	8	0	0	0	0	1	1	2	2	10	1	1	0	0	17															
25	Singler, E.J.	f	3	9	1	3	7	8	2	2	4	2	14	2	2	1	1	0	32														
31	Nared, Tyrone	f	3	4	1	2	2	3	2	7	9	2	9	2	1	1	0	29															
03	Sim, Garrett	g	4	6	4	6	8	8	0	1	1	2	20	2	2	0	1	30															
10	Loyd, Johnathan	g	3	10	1	3	0	0	0	1	1	2	7	3	2	0	0	27															
01	Barron, Bruce	g	1	2	1	2	0	0	0	0	0	3	3	1	0	0	0	7															
05	Ashaolu, Olu	g	4	5	0	0	4	8	0	3	3	5	12	2	0	0	0	23															
12	Kingma, Brett	g	0	1	0	1	0	0	0	1	1	0	0	0	0	0	0	7															
33	Emory, Carlos	g	0	2	0	2	1	4	2	2	4	0	1	0	3	0	3	17															
55	Woods, Tony	g	3	6	0	0	1	1	0	3	3	4	7	2	1	1	2	11															
TEAM																																	
Totals.....		26		53		8		19		23		32		8		23		31		22		83		14		12		3		6		200	

TOTAL FG%	1st Half: 15-29 51.7%	2nd Half: 11-24 45.8%	Game: 49.1%	DEADBALL
3-Pt. FG%	1st Half: 4-10 40.0%	2nd Half: 4-9 44.4%	Game: 42.1%	REBOUNDS
F Throw %	1st Half: 13-17 76.5%	2nd Half: 10-15 66.7%	Game: 71.9%	2

HOME TEAM: Nebraska (3-1)

#	Player	tot-fg		3-pt		rebounds		pf	tp	a	to	blk	s	min																			
		fg	fga	fg	fga	of	de								tot																		
13	Ubel, Brandon	f	5	7	1	1	4	4	0	4	4	4	15	0	3	0	0	33															
21	Diaz, Jorge Brian	c	8	11	0	0	5	7	2	4	6	4	21	1	1	3	0	34															
03	Richardson, Brandon	g	2	4	0	1	2	2	0	5	5	4	6	4	2	0	1	31															
23	Spencer, Bo	g	3	11	1	4	4	5	0	3	3	4	11	5	3	0	0	35															
25	Walker, Caleb	g	2	4	1	2	0	1	0	5	5	3	5	1	0	0	0	23															
00	McCray, Toney	g	0	3	0	2	0	0	0	1	1	2	0	0	1	1	0	8															
14	Niemann, Christopher	g	0	1	0	0	0	0	0	0	0	2	0	0	1	0	0	4															
24	Talley, Dylan	g	4	10	4	9	6	6	1	3	4	2	18	4	3	1	3	31															
33	Fox, Mike	g	0	0	0	0	0	0	0	0	0	1	0	0	0	0	0	1															
TEAM																																	
Totals.....		24		51		7		19		21		25		7		26		33		26		76		15		14		5		4		200	

TOTAL FG%	1st Half: 14-26 53.8%	2nd Half: 10-25 40.0%	Game: 47.1%	DEADBALL
3-Pt. FG%	1st Half: 5-9 55.6%	2nd Half: 2-10 20.0%	Game: 36.8%	REBOUNDS
F Throw %	1st Half: 10-12 83.3%	2nd Half: 11-13 84.6%	Game: 84.0%	1

Officials: Tom O'Neill, Paul Janssen, Eric Curry. Technical fouls: Oregon-None. Nebraska-None. Attendance: 10881

Score by Periods	1st	2nd	Total
Oregon	47	36	83
Nebraska	43	33	76

GAME 6 WAKE FOREST 55, NEBRASKA 53

11/30/11 8:20 p.m. at Lincoln, Neb. (Devaney Center)
VISITORS: Wake Forest (5-2)

TV: ESPN

#	Player	tot-fg		3-pt		rebounds		pf	tp	a	to	blk	s	min																			
		fg	fga	fg	fga	of	de								tot																		
25	Mescheriakov, Nikita	f	1	5	0	3	2	2	0	6	6	1	4	2	3	0	0	26															
30	McKie, Travis	f	4	9	1	3	2	5	1	1	2	1	11	1	0	0	1	35															
33	Desrosiers, Carson	c	5	9	2	4	1	2	0	12	12	3	13	0	1	2	0	36															
01	Chennault, Tony	g	1	6	0	1	0	0	0	1	1	1	2	3	1	0	0	27															
11	Harris, C.J.	g	5	9	0	2	2	2	0	4	4	1	12	5	3	0	1	34															
02	Fields, Anthony	g	0	0	0	0	0	0	0	0	0	0	0	0	0	0	0	6															
04	Green, Daniel	g	0	2	0	0	0	0	1	0	1	1	0	0	1	0	0	5															
10	Fischer, Chase	g	5	7	3	5	0	0	0	3	3	1	13	0	1	0	1	31															
TEAM																																	
Totals.....		21		47		6		18		7		11		2		28		30		9		55		11		10		2		3		200	

TOTAL FG%	1st Half: 10-25 40.0%	2nd Half: 11-22 50.0%	Game: 44.7%	DEADBALL
3-Pt. FG%	1st Half: 2-8 25.0%	2nd Half: 4-10 40.0%	Game: 33.3%	REBOUNDS
F Throw %	1st Half: 3-3 100%	2nd Half: 4-8 50.0%	Game: 63.6%	3

HOME TEAM: Nebraska (4-2)

#	Player	tot-fg		3-pt		rebounds		pf	tp	a	to	blk	s	min																			
		fg	fga	fg	fga	of	de								tot																		
13	Ubel, Brandon	f	2	4	0	0	0	0	2	2	4	1	4	5	0	2	2	27															
21	Diaz, Jorge Brian	c	6	10	0	0	0	0	1	4	5	2	12	1	1	1	0	31															
03	Richardson, Brandon	g	0	3	0	0	0	0	0	3	3	4	0	0	0	0	0	16															
23	Spencer, Bo	g	4	13	3	9	2	2	0	4	4	2	13	3	2	0	1	31															
25	Walker, Caleb	g	2	7	1	4	0	0	1	6	7	0	5	2	0	1	0	27															
00	McCray, Toney	g	5	10	2	5	0	0	0	1	1	1	12	1	1	0	1	22															
02	Rivers, David	g	1	3	0	2	1	2	2	1	3	2	3	1	2	1	1	17															
24	Talley, Dylan	g	2	7	0	3	0	0	0	1	1	1	4	1	2	1	0	29															
TEAM																																	
Totals.....		22		57		6		23		3		4		8		25		33		13		53		14		8		6		5		200	

TOTAL FG%	1st Half: 10-30 33.3%	2nd Half: 12-27 44.4%	Game: 38.6%	DEADBALL
3-Pt. FG%	1st Half: 3-13 23.1%	2nd Half: 3-10 30.0%	Game: 26.1%	REBOUNDS
F Throw %	1st Half: 3-4 75.0%	2nd Half: 0-0 0.0%	Game: 75.0%	0

Officials: Ed Hightower, Ray Perone, Terry Oglesby. Technical fouls: Wake Forest-None. Nebraska-None. Attendance: 9769

Score by Periods	1st	2nd	Total
Wake Forest	25	30	55
Nebraska	26	27	53

GAME 5 NEBRASKA 76, SOUTH DAKOTA STATE 64

11/26/11 1:06 p.m. at Lincoln, Neb. (Devaney Center)
VISITORS: South Dakota State (4-3)

TV: BTN.com

#	Player	tot-fg		3-pt		rebounds		pf	tp	a	to	blk	s	min																			
		fg	fga	fg	fga	of	de								tot																		
25	White, Chad	f	0	4	0	1	0	0	0	1	1	0	0	15																			
33	Callahan, Griffan	f	9	13	7	11	0	0	3	4	7	4	25	0	4	0	0	37															
34	Fiegen, Tony	f	1	8	0	0	0	0	1	3	4	2	2	0	1	0	0	31															
03	Wolters, Nate	g	3	14	0	4	13	14	1	3	4	1	19	8	2	0	2	38															
12	Carlson, Brayden	g	0	2	0	2	0	0	1	3	4	2	0	0	0	0	0	20															
05	Prince, Taveaunn	g	5	12	0	2	1	2	3	3	6	2	11	1	0	0	1	28															
22	Monaghan, Zach	g	1	3	1	3	0	0	0	0	0	1	3	0	0	0	0	5															
24	Horstman, Zach	g	1	5	0	3	0	2	0	3	3	3	2	0	0	1	2	17															
32	Heemstra, Marcus	g	1	1	0	0	0	0	0	1	1	1	2	0	0	0	0	9															
TEAM																																	
Totals.....		21		62		8		26		14		18		11		22		33		16		64		10		10		1		5		200	

TOTAL FG%	1st Half: 9-26 34.6%	2nd Half: 12-36 33.3%	Game: 33.9%	DEADBALL
3-Pt. FG%	1st Half: 2-11 18.2%	2nd Half: 6-15 40.0%	Game: 30.8%	REBOUNDS
F Throw %	1st Half: 8-8 100%	2nd Half: 6-10 60.0%	Game: 77.8%	2

HOME TEAM: Nebraska (4-1)

#	Player	tot-fg		3-pt		rebounds		pf	tp	a	to	blk	s	min				
		fg	fga	fg	fga	of	de								tot			
13	Ubel, Brandon	f	5	7	1	2	1	2	4	4	8	1	12	0	1	2	0	34
21	Diaz, Jorge Brian	c	4	9	0	0	0	0	0	1	1	2	8	0	1	1	2	24
03	Richardson, Brandon	g	1	3	0	2	4	5	0	6	6	3	6	2	3	0	1	26
23	Spencer, Bo	g	7	14	0	1	4											

GAME 8 NEBRASKA 51, FLORIDA GULF COAST 50

12/07/11 7:00 p.m. at Lincoln, Neb. (Devaney Center)
VISITORS: Florida Gulf Coast (3-6)

TV: BTN.com/Big Ten Network

#	Player	tot-fg		3-pt		rebounds			pf	tp	a	to	blk	s	min			
		fg	fga	fg	fga	of	de	tot										
20	Fielor, Chase	f	0	3	0	3	1	2	0	2	2	4	1	2	0	0	3	24
23	Murray, Eddie	f	3	5	0	0	1	2	1	3	4	1	7	0	1	2	1	35
01	Holmes, Dante	g	2	5	0	1	0	0	1	1	0	4	0	2	2	3	18	
02	Thompson, Bernard	g	0	4	0	1	3	6	2	1	3	3	3	2	4	0	3	26
03	Comer, Brett	g	0	5	0	1	0	0	0	4	4	1	0	5	0	0	0	21
05	Varridel, Christophe	g	3	7	3	5	0	0	0	2	2	1	9	1	0	1	0	21
15	Cvetjanin, Filip	g	4	6	4	6	0	0	0	3	3	1	12	0	1	0	0	20
22	Rolax, Ed	g	0	0	0	0	0	0	0	0	0	0	0	0	0	0	0	3
25	Brown, Sherwood	g	6	10	2	3	0	0	1	2	3	0	14	2	0	2	1	31
34	Cantino, Kevin	g	0	0	0	0	0	0	0	0	0	1	0	0	0	0	0	1
TEAM																		
Totals.....			18	45	9	20	5	10	5	20	25	12	50	12	13	7	11	200

TOTAL FG%	1st Half: 11-27 40.7%	2nd Half: 7-18 38.9%	Game: 40.0%	DEADBALL
3-Pt. FG%	1st Half: 5-11 45.5%	2nd Half: 4-9 44.4%	Game: 45.0%	REBOUNDS
F Throw %	1st Half: 0-2 0.0%	2nd Half: 5-8 62.5%	Game: 50.0%	4

HOME TEAM: Nebraska (5-3)

#	Player	tot-fg		3-pt		rebounds			pf	tp	a	to	blk	s	min			
		fg	fga	fg	fga	of	de	tot										
13	Ubel, Brandon	f	2	5	1	2	5	5	6	11	2	10	2	1	0	1	26	
21	Diaz, Jorge Brian	c	3	5	0	1	2	2	0	5	5	0	8	1	1	5	0	29
03	Richardson, Brandon	g	1	3	0	1	0	0	0	1	1	3	2	3	1	0	0	30
23	Spencer, Bo	g	2	11	1	7	1	2	1	3	4	1	6	5	7	1	1	37
25	Walker, Caleb	g	1	2	0	1	0	0	0	1	1	2	2	1	2	0	0	10
00	McCray, Toney	g	4	6	1	3	0	2	1	2	3	1	9	0	1	0	0	25
02	Rivers, David	g	0	0	0	0	0	0	0	0	0	0	0	0	0	0	0	6
05	Moore, Josiah	g	0	2	0	2	0	0	0	0	0	1	0	0	1	0	0	11
24	Talley, Dylan	g	5	11	4	7	0	2	1	4	5	2	14	2	4	0	0	26
TEAM																		
Totals.....			18	45	7	24	8	13	9	23	32	12	51	14	18	6	2	200

TOTAL FG%	1st Half: 8-22 36.4%	2nd Half: 10-23 43.5%	Game: 40.0%	DEADBALL
3-Pt. FG%	1st Half: 5-13 38.5%	2nd Half: 2-11 18.2%	Game: 29.2%	REBOUNDS
F Throw %	1st Half: 5-6 83.3%	2nd Half: 3-7 42.9%	Game: 61.5%	3

Officials: Terry Wymer, Bo Boroski, Gerald Williams. Technical fouls: FGCU-None. Nebraska-None. Attendance: 8408

Score by Periods	1st	2nd	Total
FGCU	27	23	50
Nebraska	26	25	51

GAME 9 NEBRASKA 69, TCU 57

12/10/11 7:02 p.m. at Fort Worth, TX (Daniel-Meyer Coliseum)
VISITORS: Nebraska (6-3)

TV: the MTN

#	Player	tot-fg		3-pt		rebounds			pf	tp	a	to	blk	s	min			
		fg	fga	fg	fga	of	de	tot										
13	Ubel, Brandon	f	2	3	0	1	2	2	3	5	8	3	6	0	0	0	0	26
21	Diaz, Jorge Brian	c	4	10	0	0	1	1	1	4	5	2	9	1	1	3	0	22
03	Richardson, Brandon	g	2	6	0	2	2	2	0	4	4	2	6	4	1	0	2	30
23	Spencer, Bo	g	7	12	4	6	4	4	0	2	2	1	22	3	6	0	0	34
25	Walker, Caleb	g	2	4	1	2	4	6	2	6	8	2	9	1	0	0	0	26
00	McCray, Toney	g	3	5	0	0	2	2	0	1	1	4	8	0	1	0	1	26
02	Rivers, David	g	2	3	1	2	0	0	0	0	0	0	5	1	1	0	0	13
05	Moore, Josiah	g	1	2	0	0	0	1	0	0	0	1	2	1	0	0	0	9
14	Niemann, Christopher	g	0	0	0	0	0	0	0	0	0	1	0	1	1	0	0	6
24	Talley, Dylan	g	1	2	0	1	0	0	0	1	1	1	2	0	0	0	0	8
TEAM																		
Totals.....			24	47	6	14	15	18	7	23	30	17	69	12	11	3	3	200

TOTAL FG%	1st Half: 11-24 45.8%	2nd Half: 13-23 56.5%	Game: 51.1%	DEADBALL
3-Pt. FG%	1st Half: 4-10 40.0%	2nd Half: 2-4 50.0%	Game: 42.9%	REBOUNDS
F Throw %	1st Half: 4-4 100%	2nd Half: 11-14 78.6%	Game: 83.3%	0

HOME TEAM: TCU (7-3)

#	Player	tot-fg		3-pt		rebounds			pf	tp	a	to	blk	s	min				
		fg	fga	fg	fga	of	de	tot											
04	Fields, Amric	f	0	0	0	0	0	0	0	0	0	2	0	1	1	0	0	8	
24	McKinney, Adrick	f	2	5	0	0	0	2	3	4	7	2	4	1	2	0	0	0	29
10	Thorns, Hank	g	5	17	1	7	7	8	1	2	3	3	18	2	4	0	2	34	
21	Butler, Nate	g	0	2	0	0	2	2	0	1	1	1	2	0	1	0	0	14	
23	Cadot, J.R.	g	0	5	0	1	3	4	1	4	5	2	3	1	0	0	2	31	
01	Ray, Jarvis	g	0	0	0	0	0	0	0	1	1	1	0	1	1	0	0	7	
02	Crossland, Connell	g	1	3	0	1	0	0	2	1	3	0	2	0	1	0	0	10	
05	Anderson, Kyan	g	6	11	2	2	1	1	1	0	1	2	15	0	0	0	1	25	
33	Green, Garlon	g	4	6	2	2	3	3	2	3	5	3	13	1	1	0	1	34	
41	Williams, Craig	g	0	1	0	0	0	0	0	2	2	1	0	0	0	0	0	8	
TEAM																			
Totals.....			18	50	5	13	16	20	11	19	30	17	57	7	11	0	6	200	

TOTAL FG%	1st Half: 12-25 48.0%	2nd Half: 6-25 24.0%	Game: 36.0%	DEADBALL
3-Pt. FG%	1st Half: 5-9 55.6%	2nd Half: 0-4 0.0%	Game: 38.5%	REBOUNDS
F Throw %	1st Half: 8-9 88.9%	2nd Half: 8-11 72.7%	Game: 80.0%	2

Officials: Bob Staffen, Mike Littlewood, K.C. Ely. Technical fouls: Nebraska-None. TCU-None. Attendance: 5577

Score by Periods	1st	2nd	Total
Nebraska	30	39	69
TCU	37	20	57

GAME 10 NEBRASKA 60, ALCORN STATE 46

12/17/11 7:06 p.m. at Lincoln, Neb. (Devaney Center)
VISITORS: Alcorn State (2-8)

TV: NET/BTN.com

#	Player	tot-fg		3-pt		rebounds			pf	tp	a	to	blk	s	min			
		fg	fga	fg	fga	of	de	tot										
24	Francis, Ian	f	2	5	0	0	2	4	2	1	3	3	6	1	1	0	0	33
32	Starks, Michael	f	1	1	0	0	2	2	1	11	12	2	4	0	2	2	1	38
00	McDonald, Ken	g	8	15	0	0	0	0	2	2	4	2	16	2	2	0	0	39
02	Oakley, Twann	g	0	3	0	2	0	0	0	0	0	4	0	0	4	0	1	17
10	Moore, Jarvis	g	2	2	0	0	0	0	0	0	0	1	4	0	3	0	0	14
03	Hawkins, JaMichael	g	3	8	2	5	0	1	0	0	0	4	8	0	2	0	0	23
14	Tufono, Tyson	g	0	0	0	0	0	0	0	0	0	0	1	0	0	0	0	1
23	Rimmer, Xavian	g	3	7	1	2	1	2	1	5	6	0	8	1	2	0	1	26
35	Sullivan, KeDorian	g	0	0	0	0	0	0	0	0	0	3	0	0	1	0	0	9
TEAM																		
Totals.....			19	41	3	9	5	9	7	19	26	20	46	4	18	2	3	200

TOTAL FG%	1st Half: 9-18 50.0%	2nd Half: 10-23 43.5%	Game: 46.3%	DEADBALL
3-Pt. FG%	1st Half: 2-6 33.3%	2nd Half: 1-3 33.3%	Game: 33.3%	REBOUNDS
F Throw %	1st Half: 1-4 25.0%	2nd Half: 4-5 80.0%	Game: 55.6%	1

HOME TEAM: Nebraska (7-3)

#	Player	tot-fg		3-pt		rebounds			pf	tp	a	to	blk	s	min			
		fg	fga	fg	fga	of	de	tot										
0	McCray, Toney	f	9	11	2	2	0	0	4	3	7	2	20	1	2	2	1	33
13	Ubel, Brandon	c	3	6	0	1	7	8	5	3	8	1	13	2	1	0	0	34
03	Richardson, Brandon	g	3	7	1	3	0	0	0	3	3	1	7	3	2	0	1	35
23	Spencer, Bo	g	3	12	1	5	4	4	1	0	1	3	11	3	0	0	2	30
25	Walker, Caleb	g	3	9	0	1	1	3	3	5	8	4	7	2	4	0	0	21
02	Rivers, David	g	0	2	0	2	2	4	0	1	1	0	2	2	2	1	1	18
05	Moore, Josiah	g	0	1	0	1	0	0	0	1	1	0	0	0	0	0	0	12
10	Menke, Trevor	g	0	1	0	1	0	0	0	0	0	0	1	0	0	0	0	4
14	Niemann, Christopher	g	0	1	0	0	0	0	0	1	0	1	2	0	0	0	0	2
33	Fox, Mike	g	0	3	0	0	0	0	1	0	1	1	0	0	0	0	0	11
TEAM																		
Totals.....			21	53	4	16	14	19	17	18	35	15	60	13	11			



Toney McCray totaled 20 points on 9-of-11 shooting against Alcorn State.

GAME 13 NO. 16/13 MICHIGAN STATE 68, NEBRASKA 55

12/31/11 2:06 p.m. at Lincoln, Neb. (Devaney Center) TV: BTN
VISITORS: Michigan State (13-2, 2-0 Big Ten)

#	Player	tot-fg		3-pt		ft	fta	rebounds			pf	tp	a	to	blk	s	min	
		fg	fga	fg	fga			of	de	tot								
23	Green, Draymond	f	4	11	2	6	9	9	2	6	8	3	19	0	5	1	1	39
05	Payne, Adreian	c	2	4	0	0	1	1	2	3	5	4	5	0	1	0	1	18
11	Appling, Keith	g	5	10	0	2	4	4	0	1	1	2	14	4	4	1	0	32
22	Dawson, Brandon	g	2	5	0	0	0	0	2	1	3	0	4	0	1	2	0	19
30	Wood, Brandon	g	3	8	0	3	1	2	0	2	2	1	7	2	0	0	0	34
02	Gauna, Alex	g	0	0	0	0	0	0	0	1	1	1	0	0	0	0	0	2
03	Kearney, Brandon	g	0	0	0	0	0	0	0	2	2	0	0	0	0	0	0	2
13	Thornton, Austin	g	2	2	1	1	4	4	0	3	3	0	9	1	0	0	1	22
20	Trice, Travis	g	1	3	0	2	0	0	0	1	1	4	2	2	1	0	0	12
25	Nix, Derrick	g	4	7	0	0	0	1	3	4	7	0	8	1	1	0	1	20
TEAM																		
Totals.....			23	50	3	14	19	21	12	26	38	15	68	10	14	4	4	200

TOTAL FG%	1st Half: 11-28 39.3%	2nd Half: 12-22 54.5%	Game: 46.0%	DEADBALL
3-Pt. FG%	1st Half: 0-6 0.0%	2nd Half: 3-8 37.5%	Game: 21.4%	REBOUNDS
F Throw %	1st Half: 7-9 77.8%	2nd Half: 12-12 100%	Game: 90.5%	1

HOME TEAM: Nebraska (8-5, 0-2 Big Ten)

#	Player	tot-fg		3-pt		ft	fta	rebounds			pf	tp	a	to	blk	s	min	
		fg	fga	fg	fga			of	de	tot								
13	Ubel, Brandon	f	4	7	0	2	1	1	1	0	1	2	9	0	1	0	0	32
00	McCray, Toney	g	5	10	2	4	2	3	3	3	6	5	14	1	4	0	0	24
03	Richardson, Brandon	g	1	5	0	2	3	4	1	4	5	4	5	6	1	0	2	29
05	Moore, Josiah	g	0	1	0	1	0	0	0	0	0	2	0	1	0	0	0	9
25	Walker, Caleb	g	3	8	1	5	2	3	0	3	3	0	9	1	1	1	1	35
02	Rivers, David	g	0	1	0	1	0	0	0	0	0	0	0	0	0	0	0	5
12	Hilliard Jr., Corey	g	0	0	0	0	0	0	0	1	1	0	0	0	1	0	0	10
14	Niemann, Christopher	g	0	2	0	0	0	0	1	2	3	4	0	0	1	0	2	14
23	Spencer, Bo	g	4	15	3	9	4	4	0	2	2	1	15	2	3	0	2	32
33	Fox, Mike	g	1	1	1	1	0	0	0	0	0	0	3	0	0	0	0	10
TEAM																		
Totals.....			18	50	7	25	12	15	8	16	24	18	55	12	12	1	7	200

TOTAL FG%	1st Half: 10-24 41.7%	2nd Half: 8-26 30.8%	Game: 36.0%	DEADBALL
3-Pt. FG%	1st Half: 5-14 35.7%	2nd Half: 2-11 18.2%	Game: 28.0%	REBOUNDS
F Throw %	1st Half: 5-6 83.3%	2nd Half: 7-9 77.8%	Game: 80.0%	1

Officials: Jim Burr, Tom O'Neill, Kelly Self. Technical fouls: Michigan State-None. Nebraska-None. Attendance: 10679

Score by Periods	1st	2nd	Total
Michigan State	29	39	68
Nebraska	30	25	55

GAME 12 NO. 11/11 WISCONSIN 64, NEBRASKA 40

12/27/11 8:05 p.m. at Lincoln, Neb. (Devaney Center) TV: ESPN2
VISITORS: Wisconsin (12-2, 1-0 Big Ten)

#	Player	tot-fg		3-pt		ft	fta	rebounds			pf	tp	a	to	blk	s	min	
		fg	fga	fg	fga			of	de	tot								
05	Evans, Ryan	f	9	11	2	3	2	2	1	5	6	2	22	2	0	0	1	36
31	Bruesewitz, Mike	f	2	4	1	2	0	0	3	1	4	1	5	1	1	0	0	22
40	Berggren, Jared	c	2	8	2	3	0	0	0	2	2	4	6	0	1	2	2	25
11	Taylor, Jordan	g	5	12	3	6	2	2	0	3	3	0	15	5	1	0	3	38
21	Gasser, Josh	g	1	3	1	2	0	0	0	6	6	2	3	3	2	0	0	37
01	Brust, Ben	g	3	7	2	5	1	1	0	3	3	0	9	1	0	0	0	28
12	Jackson, Traevon	g	1	1	0	0	0	0	0	2	2	0	2	0	0	0	0	2
13	Dukan, Duje	g	0	0	0	0	0	0	0	0	0	0	0	0	0	0	0	1
32	Anderson, Evan	g	1	1	0	0	0	0	0	0	0	0	2	0	0	0	0	1
33	Wilson, Rob	g	0	0	0	0	0	0	0	0	0	1	0	1	1	0	0	4
44	Kaminsky, Frank	g	0	0	0	0	0	0	2	2	4	1	0	0	1	0	0	6
Totals.....			24	47	11	21	5	5	6	24	30	11	64	13	7	2	6	200

TOTAL FG%	1st Half: 12-21 57.1%	2nd Half: 12-26 46.2%	Game: 51.1%	DEADBALL
3-Pt. FG%	1st Half: 5-9 55.6%	2nd Half: 6-12 50.0%	Game: 52.4%	REBOUNDS
F Throw %	1st Half: 4-4 100%	2nd Half: 1-1 100%	Game: 100%	0

HOME TEAM: Nebraska (8-4, 0-1 Big Ten)

#	Player	tot-fg		3-pt		ft	fta	rebounds			pf	tp	a	to	blk	s	min	
		fg	fga	fg	fga			of	de	tot								
00	McCray, Toney	f	6	15	2	5	2	2	3	6	9	0	16	0	1	0	2	36
13	Ubel, Brandon	f	3	7	0	1	2	4	5	4	9	2	8	1	0	0	0	35
23	Spencer, Bo	f	2	12	1	4	0	0	0	3	3	2	5	5	4	0	1	37
25	Walker, Caleb	f	3	7	0	1	1	1	0	2	2	0	7	0	1	0	0	32
03	Richardson, Brandon	g	1	6	0	2	2	2	0	1	1	2	4	3	0	1	1	37
02	Rivers, David	g	0	1	0	0	0	0	0	0	0	0	0	0	1	0	1	3
05	Moore, Josiah	g	0	0	0	0	0	0	0	0	0	1	0	0	1	0	0	7
12	Hilliard Jr., Corey	g	0	1	0	0	0	0	1	0	1	2	0	0	1	0	0	4
14	Niemann, Christopher	g	0	0	0	0	0	0	0	0	0	1	0	0	0	0	0	6
33	Fox, Mike	g	0	0	0	0	0	0	0	0	0	0	0	0	0	0	0	3
TEAM																		
Totals.....			15	49	3	13	7	9	11	17	28	10	40	9	9	1	5	200

TOTAL FG%	1st Half: 10-25 40.0%	2nd Half: 5-24 20.8%	Game: 30.6%	DEADBALL
3-Pt. FG%	1st Half: 2-5 40.0%	2nd Half: 1-8 12.5%	Game: 23.1%	REBOUNDS
F Throw %	1st Half: 4-5 80.0%	2nd Half: 3-4 75.0%	Game: 77.8%	1

Officials: Mike Kitts, Scott Thornley, Mike Eades. Technical fouls: Wisconsin-None. Nebraska-None. Attendance: 11422

Score by Periods	1st	2nd	Total
Wisconsin	33	31	64
Nebraska	26	14	40

GAME 14 NO. 6/7 OHIO STATE 71, NEBRASKA 40

01/03/12 6:36 p.m. at Columbus, Ohio (Value City Arena) TV: BTN
VISITORS: Nebraska (8-6, 0-3 Big Ten)

#	Player	tot-fg		3-pt		ft	fta	rebounds			pf	tp	a	to	blk	s	min	
		fg	fga	fg	fga			of	de	tot								
13	Ubel, Brandon	f	1	6	0	1	0	0	1	1	2	3	2	0	2	0	1	23
00	McCray, Toney	g	5	14	1	7	2	2	2	3	5	4	13	2	2	0	1	30
03	Richardson, Brandon	g	3	5	1	1	4	4	0	2	2	1	11	2	4	0	7	31
23	Spencer, Bo	g	5	15	0	5	0	0	0	3	3	2	10	1	2	0	1	35
25	Walker, Caleb	g	0	2	0	1	0	0	0	1	1	2	0	1	2	0	2	24
02	Rivers, David	g	0	3	0	2	0	0	0	1	1	0	0	0	0	0	1	20
05	Moore, Josiah	g	1	3	0	1	0	0	0	0	0	0	2	0	0	0	0	5
12	Hilliard Jr., Corey	g	0	1	0	0	0	0	0	0	0	0	2	0	2	0	0	8
14	Niemann, Christopher	g	1	1	0	0	0	0	0	2	2	2	0	0	2	0	0	12
33	Fox, Mike	g	0	2	0	0	0	0	1	1	2	1	0	1	0	0	0	12
TEAM																		
Totals.....			16	52	2	18	6	6	6	15	21	15	40	7	17	0	13	200

TOTAL FG%	1st Half: 8-24 33.3%	2nd Half: 8-28 28.6%	Game: 30.8%	DEADBALL
3-Pt. FG%	1st Half: 1-9 11.1%	2nd Half: 1-9 11.1%	Game: 11.1%	REBOUNDS
F Throw %	1st Half: 3-3 100%	2nd Half: 3-3 100%	Game: 100%	0

HOME TEAM: Ohio

N 2011-12 SEASON REVIEW

GAME 15 ILLINOIS 59, NEBRASKA 54

1/7/12 12:00 pm at Champaign, Ill. (Assembly Hall)
VISITORS: Nebraska (8-7, 0-4 Big Ten)

TV: BTN

##	Player	tot-fg		3-pt		rebounds			pf	tp	a	to	blk	s	min				
		fg	fga	fg	fga	of	de	tot											
13	Ubel, Brandon	f	1	3	0	1	1	2	2	1	3	3	3	2	0	1	25		
00	McCray, Toney	g	5	9	1	2	1	4	1	5	6	1	12	0	3	1	0	34	
03	Richardson, Brandon	g	3	5	1	2	3	4	0	3	3	2	10	1	1	0	3	35	
23	Spencer, Bo	g	5	10	3	7	0	0	0	1	1	4	13	1	4	0	0	26	
25	Walker, Caleb	g	0	2	0	2	1	2	0	7	7	0	1	1	4	0	0	25	
12	Hilliard Jr., Corey	g	0	0	0	0	0	0	0	0	0	0	1	0	0	0	0	2	
14	Niemann, Christopher	g	0	0	0	0	0	0	0	0	0	0	0	0	0	0	0	2	
21	Diaz, Jorge Brian	g	3	4	0	0	3	3	0	3	3	2	9	1	3	1	0	22	
24	Talley, Dylan	g	1	3	0	0	4	4	0	1	1	5	6	1	3	1	1	28	
33	Fox, Mike	g	0	0	0	0	0	0	0	0	0	0	0	0	0	0	0	1	
TEAM																			
Totals.....		18	36	5	14	13	19	3	21	24	18	54	8	20	3	5	200		
TOTAL FG%		1st Half: 8-17 47.1%		2nd Half: 10-19 52.6%		Game: 50.0%												DEADBALL	
3-Pt. FG%		1st Half: 3-9 33.3%		2nd Half: 2-5 40.0%		Game: 35.7%												REBOUNDS	
F Throw %		1st Half: 6-9 66.7%		2nd Half: 7-10 70.0%		Game: 68.4%												4	

HOME TEAM: Illinois (14-3, 3-1 Big Ten)

##	Player	tot-fg		3-pt		rebounds			pf	tp	a	to	blk	s	min						
		fg	fga	fg	fga	of	de	tot													
42	Griffey, Tyler	f	0	3	0	1	1	2	0	2	2	1	1	0	0	1	0	20			
12	Leonard, Meyers	c	3	5	0	0	1	2	1	3	4	4	7	2	3	0	0	24			
02	Bertrand, Joseph	g	11	12	0	0	3	5	0	2	2	3	25	2	2	0	1	35			
03	Paul, Brandon	g	4	13	1	5	2	4	1	5	6	3	11	3	1	1	2	39			
13	Abrams, Tracy	g	3	4	1	2	1	4	0	3	3	2	8	1	3	0	1	34			
01	Richardson, D.J.	g	1	4	0	1	0	0	0	0	0	0	2	0	0	0	1	21			
15	Shaw, Mike	g	0	0	0	0	0	0	0	0	0	0	0	1	0	0	3				
20	Henry, Myke	g	1	2	1	2	2	2	0	0	0	2	5	0	0	0	0	8			
23	Djimde, Ibbby	g	0	0	0	0	0	0	0	0	0	2	0	0	1	0	0	1			
32	Egwu, Nnanna	g	0	1	0	0	0	0	0	2	2	3	0	0	2	0	0	15			
TEAM																					
Totals.....		23	44	3	11	10	19	3	17	20	20	59	8	14	2	5	200				
TOTAL FG%		1st Half: 8-18 44.4%		2nd Half: 15-26 57.7%		Game: 52.3%														DEADBALL	
3-Pt. FG%		1st Half: 2-7 28.6%		2nd Half: 1-4 25.0%		Game: 27.3%														REBOUNDS	
F Throw %		1st Half: 4-6 66.7%		2nd Half: 6-13 46.2%		Game: 52.6%														6	

Officials: Ed Hightower, Mike Sanzere, Jim Schipper. Technical fouls: Nebraska-None. Illinois-None. Attendance: 14909

Score by Periods	1st	2nd	Total
Nebraska	25	29	54
Illinois	22	37	59

GAME 16 NEBRASKA 70, PENN STATE 58

1/11/12 7:36 p.m. at Devaney Center (Lincoln, Neb.)
VISITORS: Penn State (9-9, 1-4 Big Ten)

TV: BTN

##	Player	tot-fg		3-pt		rebounds			pf	tp	a	to	blk	s	min						
		fg	fga	fg	fga	of	de	tot													
25	Graham, Jon	f	1	1	0	0	1	2	1	1	2	2	3	0	1	0	10				
35	Oliver, Billy	f	2	10	1	8	0	0	2	2	4	5	5	0	2	1	1	33			
05	Glover, Matt	g	0	3	0	2	0	0	0	2	2	1	0	0	1	0	0	20			
11	Marshall, Jermaine	g	1	7	0	3	0	0	1	0	1	5	2	0	1	0	0	14			
23	Frazier, Tim	g	10	16	1	4	9	9	2	4	6	2	30	4	5	0	6	40			
03	Lewis, Trey	g	0	1	0	1	0	0	0	0	0	0	0	0	0	0	0	6			
20	Colella, Nick	g	0	4	0	2	0	0	0	1	1	0	0	1	0	1	2	21			
21	Borovnjak, Sasa	g	3	7	0	1	2	3	3	3	6	1	8	0	0	0	0	15			
24	Woodyard, Cammeron	g	1	5	1	2	2	0	0	1	2	3	4	3	0	1	0	15			
TEAM																					
Totals.....		20	60	3	24	15	19	14	20	34	21	58	5	13	3	9	200				
TOTAL FG%		1st Half: 7-24 29.2%		2nd Half: 13-36 36.1%		Game: 33.3%														DEADBALL	
3-Pt. FG%		1st Half: 1-11 9.1%		2nd Half: 2-13 15.4%		Game: 12.5%														REBOUNDS	
F Throw %		1st Half: 7-9 77.8%		2nd Half: 8-10 80.0%		Game: 78.9%														3	

HOME TEAM: Nebraska (9-7, 1-4 Big Ten)

##	Player	tot-fg		3-pt		rebounds			pf	tp	a	to	blk	s	min						
		fg	fga	fg	fga	of	de	tot													
13	Ubel, Brandon	f	3	3	0	0	0	0	0	3	3	2	6	1	1	1	0	17			
00	McCray, Toney	g	5	11	3	7	0	3	1	4	5	2	13	1	1	0	2	36			
03	Richardson, Brandon	g	0	0	0	0	4	6	0	1	1	4	4	3	4	0	1	25			
23	Spencer, Bo	g	4	8	1	4	10	12	0	4	4	0	19	5	6	0	2	36			
25	Walker, Caleb	g	5	7	2	4	0	2	0	6	6	1	12	3	2	2	1	32			
21	Diaz, Jorge Brian	g	2	4	0	0	0	0	2	3	5	3	4	0	2	3	0	27			
24	Talley, Dylan	g	3	7	1	4	5	6	2	1	4	5	2	12	1	0	2	27			
TEAM																					
Totals.....		22	40	7	19	19	29	4	27	31	14	70	14	17	6	8	200				
TOTAL FG%		1st Half: 13-25 52.0%		2nd Half: 9-15 60.0%		Game: 55.0%														DEADBALL	
3-Pt. FG%		1st Half: 2-11 18.2%		2nd Half: 5-8 62.5%		Game: 36.8%														REBOUNDS	
F Throw %		1st Half: 6-7 85.7%		2nd Half: 13-22 59.1%		Game: 65.5%														4	

Officials: Terry Wymer, Gene Steratore, John Gaffney. Technical fouls: Penn State-None. Nebraska-None. Attendance: 10791

Score by Periods	1st	2nd	Total
Penn State	22	36	58
Nebraska	34	36	70

GAME 17 WISCONSIN 50, NEBRASKA 45

01/15/12 5pm at Kohl Center, Madison, Wis.
VISITORS: Nebraska (9-8, 1-5 Big Ten)

TV: BTN

##	Player	tot-fg		3-pt		rebounds			pf	tp	a	to	blk	s	min						
		fg	fga	fg	fga	of	de	tot													
00	McCray, Toney	g	3	9	1	2	0	0	0	3	3	6	4	7	0	2	1	3	32		
03	Richardson, Brandon	g	0	3	0	1	0	0	0	3	3	5	0	0	2	0	0	0	29		
13	Ubel, Brandon	g	2	2	0	0	2	2	2	2	1	3	2	6	0	1	1	0	24		
23	Spencer, Bo	g	5	16	3	8	0	0	2	3	5	3	13	2	0	0	3	34			
25	Walker, Caleb	g	2	6	0	3	0	0	0	4	4	4	4	2	0	0	0	32			
12	Hilliard Jr., Corey	g	0	0	0	0	0	0	0	0	0	0	0	0	0	0	0	0	0		
14	Niemann, Christopher	g	0	0	0	0	0	0	0	0	0	0	0	0	0	0	0	0	0		
21	Diaz, Jorge Brian	g	3	8	0	0	0	0	0	4	4	1	6	0	0	0	0	25			
24	Talley, Dylan	g	4	10	1	5	0	0	0	1	1	0	9	3	1	0	1	24			
TEAM																					
Totals.....		19	54	5	19	2	2	9	19	28	19	45	7	7	2	7	200				
TOTAL FG%		1st Half: 10-26 38.5%		2nd Half: 9-28 32.1%		Game: 35.2%														DEADBALL	
3-Pt. FG%		1st Half: 1-6 16.7%		2nd Half: 4-13 30.8%		Game: 26.3%														REBOUNDS	
F Throw %		1st Half: 0-0 0.0%		2nd Half: 2-2 100%		Game: 100%														0	

HOME TEAM: Wisconsin (14-5, 3-3 Big Ten)

##	Player	tot-fg		3-pt		rebounds			pf	tp
----	--------	--------	--	------	--	----------	--	--	----	----

GAME 19 NO. 6/6 OHIO STATE 79, NEBRASKA 45

1/21/12 7:06 p.m. at Devaney Center (Lincoln, Neb.)
VISITORS: Ohio State (17-3, 5-2 Big Ten)

TV: BTN

#	Player	tot-fg			3-pt			rebounds		pf	tp	a	to	blk	s	min		
		fg	fga	ft	fta	of	de	tot										
00	Sullinger, Jared	f	4	8	1	1	5	7	2	3	5	3	14	1	3	0	3	26
01	Thomas, Deshaun	f	5	9	1	3	3	4	0	6	6	2	14	0	1	0	0	29
04	Craft, Aaron	g	1	4	1	2	4	4	0	3	3	1	7	2	2	0	2	25
32	Smith Jr., Lenzelle	g	1	4	0	3	0	1	0	2	2	4	2	4	0	0	1	20
44	Buford, William	g	6	13	3	5	0	0	1	1	2	2	15	2	0	0	0	27
02	Sibert, Jordan	g	1	5	1	3	4	6	1	1	2	0	7	1	0	0	2	9
03	Scott, Shannon	g	1	3	0	2	0	0	0	1	1	3	2	3	2	0	2	15
10	Ross, LaQuinton	g	1	3	1	2	0	0	0	0	0	1	3	0	1	0	0	5
12	Thompson, Sam	g	1	2	0	0	0	1	1	0	1	3	2	0	1	3	2	16
15	Weatherspoon, J.D.	g	1	1	0	0	1	2	1	0	1	0	3	0	0	0	1	5
23	Williams, Amir	g	1	2	0	0	1	1	2	1	3	0	3	0	0	1	0	6
30	Ravenel, Evan	g	3	5	0	0	1	2	2	3	5	2	7	0	0	1	0	14
55	McDonald, Trey	g	0	0	0	0	0	0	0	0	0	0	0	0	0	0	0	3
TEAM																		
Totals.....			26	59	8	21	19	28	11	23	34	21	79	13	10	5	13	200

TOTAL FG%	1st Half: 12-27 44.4%	2nd Half: 14-32 43.8%	Game: 44.1%	DEADBALL
3-Pt. FG%	1st Half: 4-11 36.4%	2nd Half: 4-10 40.0%	Game: 38.1%	REBOUNDS
F Throw %	1st Half: 8-11 72.7%	2nd Half: 11-17 64.7%	Game: 67.9%	3

HOME TEAM: Nebraska (10-9, 2-6 Big Ten)

#	Player	tot-fg			3-pt			rebounds		pf	tp	a	to	blk	s	min		
		fg	fga	ft	fta	of	de	tot										
13	Ubel, Brandon	f	2	3	0	0	4	5	5	3	8	2	8	1	1	0	0	24
00	McCray, Toney	g	2	10	1	5	0	0	0	6	6	2	5	1	7	1	2	30
03	Richardson, Brandon	g	2	6	0	3	2	4	1	4	5	5	6	2	2	0	2	25
23	Spencer, Bo	g	2	8	0	5	4	4	0	0	0	5	8	2	5	0	1	28
25	Walker, Caleb	g	1	4	0	1	2	4	1	5	6	2	4	0	2	0	0	23
02	Rivers, David	g	0	1	0	1	0	0	0	0	0	1	0	0	0	0	7	
05	Moore, Josiah	g	2	2	1	1	0	0	0	0	0	1	5	1	1	0	0	5
12	Hilliard Jr., Corey	g	0	1	0	0	1	2	0	1	1	0	1	1	2	0	0	7
14	Niemann, Christopher	g	0	0	0	0	0	0	0	0	0	0	0	0	0	0	0	2
21	Diaz, Jorge Brian	g	0	3	0	0	0	0	2	2	4	4	0	0	4	2	0	21
24	Talley, Dylan	g	2	6	1	1	2	2	1	4	5	3	7	0	3	0	0	25
33	Fox, Mike	g	0	0	0	0	1	2	0	1	1	0	1	0	0	0	0	3
TEAM																		
Totals.....			13	44	3	17	16	23	11	28	39	25	45	8	27	3	5	200

TOTAL FG%	1st Half: 7-28 25.0%	2nd Half: 6-16 37.5%	Game: 29.5%	DEADBALL
3-Pt. FG%	1st Half: 1-9 11.1%	2nd Half: 2-8 25.0%	Game: 17.6%	REBOUNDS
F Throw %	1st Half: 5-6 83.3%	2nd Half: 11-17 64.7%	Game: 69.6%	4

Officials: Ray Perone, Terry Oglesby, Paul Janssen. Technical fouls: Ohio State-None. Nebraska-None. Attendance: 12214

Score by Periods	1st	2nd	Total
Ohio State	36	43	79
Nebraska	20	25	45

GAME 20 NEBRASKA 79, IOWA 73

01/26/12 6:02 p.m. at Iowa City, Iowa (Carver-Hawkeye Arena)
VISITORS: Nebraska (11-9, 3-6 Big Ten)

TV: ESPN2

#	Player	tot-fg			3-pt			rebounds		pf	tp	a	to	blk	s	min		
		fg	fga	ft	fta	of	de	tot										
00	McCray, Toney	f	2	6	0	2	4	6	1	7	8	3	8	3	3	0	1	33
13	Ubel, Brandon	f	2	2	0	0	2	2	2	1	3	3	6	1	0	0	1	19
03	Richardson, Brandon	g	9	10	6	7	1	2	1	5	6	1	25	5	1	0	2	37
23	Spencer, Bo	g	5	13	0	4	6	6	0	1	1	1	16	4	2	0	1	33
25	Walker, Caleb	g	3	8	0	4	2	4	2	2	4	2	8	1	1	1	0	26
21	Diaz, Jorge Brian	g	3	5	0	0	1	2	2	0	2	2	7	0	0	0	1	25
24	Talley, Dylan	g	3	8	1	3	2	2	2	3	5	2	9	1	2	0	0	22
33	Fox, Mike	g	0	0	0	0	0	0	0	0	0	1	0	0	0	0	0	5
TEAM																		
Totals.....			27	52	7	20	18	24	12	22	34	15	79	15	11	1	6	200

TOTAL FG%	1st Half: 12-24 50.0%	2nd Half: 15-28 53.6%	Game: 51.9%	DEADBALL
3-Pt. FG%	1st Half: 2-9 22.2%	2nd Half: 5-11 45.5%	Game: 35.0%	REBOUNDS
F Throw %	1st Half: 5-8 62.5%	2nd Half: 13-16 81.3%	Game: 75.0%	2

HOME TEAM: Iowa (11-10, 3-5 Big Ten)

#	Player	tot-fg			3-pt			rebounds		pf	tp	a	to	blk	s	min			
		fg	fga	ft	fta	of	de	tot											
01	Basabe, Melsahn	f	0	0	0	0	1	2	1	0	1	3	1	0	1	0	13		
15	McCabe, Zach	f	9	11	2	3	0	0	1	5	6	5	20	1	2	1	2	30	
25	May, Eric	f	2	5	1	1	0	1	1	4	5	2	5	1	1	1	1	19	
04	Marble, Roy Devyn	g	3	9	0	1	9	10	2	1	3	2	15	3	1	0	2	26	
05	Gatens, Matt	g	5	13	2	8	0	0	0	0	0	3	12	1	0	0	0	35	
02	Oglesby, Josh	g	2	6	1	4	0	0	0	1	1	1	5	0	0	0	0	16	
20	Brommer, Andrew	g	0	0	0	0	0	0	0	1	1	1	0	0	0	0	0	5	
24	Cartwright, Bryce	g	1	4	0	1	0	0	0	0	0	0	1	2	5	3	0	1	20
30	White, Aaron	g	4	6	0	1	3	4	5	4	9	0	11	0	0	0	1	28	
35	Archie, Devon	g	1	1	0	0	0	1	0	1	1	0	2	0	0	1	0	8	
TEAM																			
Totals.....			27	55	6	19	13	18	10	17	27	18	73	11	8	4	7	200	

TOTAL FG%	1st Half: 15-28 53.6%	2nd Half: 12-27 44.4%	Game: 49.1%	DEADBALL
3-Pt. FG%	1st Half: 3-10 30.0%	2nd Half: 3-9 33.3%	Game: 31.6%	REBOUNDS
F Throw %	1st Half: 5-8 62.5%	2nd Half: 8-10 80.0%	Game: 72.2%	1

Officials: Jim Burr, Terry Wymer, Brian Dorsey. Technical fouls: Nebraska-None. Iowa-None. Attendance: 10538

Score by Periods	1st	2nd	Total
Nebraska	31	48	79
Iowa	38	35	73

GAME 21 NORTHWESTERN 84, NEBRASKA 74

02/02/12 6 pm at Evanston Ill. (Welsh-Ryan Arena)
VISITORS: Nebraska (11-10, 3-7 Big Ten)

TV: ESPN2

#	Player	tot-fg			3-pt			rebounds		pf	tp	a	to	blk	s	min		
		fg	fga	ft	fta	of	de	tot										
0	McCray, Toney	f	5	11	3	8	3	4	0	5	5	5	16	3	0	0	0	32
13	Ubel, Brandon	f	3	6	0	0	0	0	5	4	9	4	6	5	0	0	0	28
23	Spencer, Bo	g	8	15	4	10	4	5	0	1	1	1	24	1	8	1	1	39
25	Walker, Caleb	g	3	4	0	0	0	0	0	2	2	3	6	3	1	0	1	23
3	Richardson, Brandon	g	2	7	1	4	0	0	1	2	3	0	5	5	2	0	2	33
12	Hilliard Jr., Corey	g	0	0	0	0	0	0	0	0	0	0	0	0	0	0	0	0
21	Diaz, Jorge Brian	g	2	4	0	0	0	0	1	2	3	2	4	1	0	1	0	18
24	Talley, Dylan	g	5	7	3	4	0	0	1	2	3	3	13	1	2	0	2	27
33	Fox, Mike	g	0	0	0	0	0	0	0	0	0	0	0	0	0	0	0	0
TEAM																		
Totals.....			28	54	11	26	7	9	9	18	27	18	74	19	14	2	6	200

TOTAL FG%	1st Half: 10-25 40.0%	2nd Half: 18-29 62.1%	Game: 51.9%	DEADBALL
3-Pt. FG%	1st Half: 4-13 30.8%	2nd Half: 7-13		

GAME 23 MICHIGAN 62, NEBRASKA 46

02/08/12 17:36 p.m. at Devaney Center (Lincoln, Neb.)
VISITORS: Michigan (18-7, 8-4 Big Ten)

TV: BTN

#	Player	tot-fg		3-pt		ft		fta		rebounds		pf	tp	a	to	blk	s	min	
		fg	fga	fg	fga	ft	fta	of	de	tot									
52	Morgan, Jordan	f	4	5	0	0	0	0	0	2	4	6	2	8	2	0	0	1	31
00	Novak, Zack	g	6	9	2	4	0	0	0	2	2	2	2	14	2	0	0	3	32
01	Douglas, Stu	g	4	7	3	5	2	2	0	2	2	1	13	3	0	0	2	35	
03	Burke, Trey	g	4	7	3	4	1	2	0	5	5	1	12	5	2	0	0	34	
10	Hardaway Jr., Tim	g	3	11	0	6	0	0	0	3	3	1	6	3	0	0	0	32	
13	Vogrich, Matt	g	3	4	3	4	0	0	0	1	1	2	9	1	0	0	0	11	
20	Bartelstein, Josh	g	0	1	0	0	0	0	0	0	0	0	0	0	0	0	0	2	
22	McLimans, Blake	g	0	1	0	1	0	0	0	0	0	1	0	0	1	0	0	6	
23	Smotrycz, Evan	g	0	0	0	0	0	0	0	1	1	2	0	0	1	0	0	13	
32	Person, Corey	g	0	1	0	0	0	0	0	0	0	0	0	0	0	0	0	2	
45	Christian, Colton	g	0	0	0	0	0	0	0	0	0	0	0	0	0	0	0	2	
TEAM										2	2				3				
Totals.....			24	46	11	24	3	4		2	20	22	12	62	16	7	0	6	200

TOTAL FG%	1st Half: 8-25 32.0%	2nd Half: 16-21 76.2%	Game: 52.2%	DEADBALL
3-Pt. FG%	1st Half: 5-17 29.4%	2nd Half: 6-7 85.7%	Game: 45.8%	REBOUNDS
F Throw %	1st Half: 1-2 50.0%	2nd Half: 2-2 100%	Game: 75.0%	0

HOME TEAM: Nebraska (11-12, 3-9 Big Ten)

#	Player	tot-fg		3-pt		ft		fta		rebounds		pf	tp	a	to	blk	s	min	
		fg	fga	fg	fga	ft	fta	of	de	tot									
13	Ubel, Brandon	f	3	5	0	0	0	0	0	4	5	9	2	6	0	1	0	0	31
00	McCray, Toney	g	2	9	0	3	0	0	0	1	1	2	1	4	5	1	0	1	23
03	Richardson, Brandon	g	3	5	0	0	1	1	0	0	1	1	1	7	0	1	0	1	29
23	Spencer, Bo	g	4	12	1	6	4	5	1	1	2	3	13	1	3	0	1	32	
25	Walker, Caleb	g	1	5	0	2	0	0	0	1	3	4	1	2	1	1	0	24	
02	Rivers, David	g	0	0	0	0	0	0	0	0	0	0	0	0	0	0	0	2	
05	Moore, Josiah	g	1	1	1	1	0	0	0	2	2	0	3	0	0	0	0	4	
12	Hilliard Jr., Corey	g	0	1	0	1	0	0	0	0	0	0	0	0	0	0	0	7	
14	Niemann, Christopher	g	0	1	0	0	0	0	0	0	1	1	0	0	0	1	0	6	
24	Talley, Dylan	g	3	4	3	4	0	0	0	1	3	4	0	9	0	3	0	0	25
33	Fox, Mike	g	1	3	0	1	0	0	0	2	2	0	2	0	2	0	0	17	
TEAM										2	2				1				
Totals.....			18	46	5	18	5	6		8	21	29	8	46	7	14	1	3	200

TOTAL FG%	1st Half: 5-23 21.7%	2nd Half: 13-23 56.5%	Game: 39.1%	DEADBALL
3-Pt. FG%	1st Half: 0-10 0.0%	2nd Half: 5-8 62.5%	Game: 27.8%	REBOUNDS
F Throw %	1st Half: 5-6 83.3%	2nd Half: 0-0 0.0%	Game: 83.3%	1

Officials: Mike Sanzere, Brian Dorsey, Kelly Self. Technical fouls: Michigan-None. Nebraska-None.
Attendance: 9533

Score by Periods	1st	2nd	Total
Michigan	22	40	62
Nebraska	15	31	46

GAME 24 PENN STATE 67, NEBRASKA 51

2/11/12 1:00 p.m. at State College, Pa. (Bryce Jordan Center)
VISITORS: Nebraska (11-13, 3-10 Big Ten)

TV: ESPNU

#	Player	tot-fg		3-pt		ft		fta		rebounds		pf	tp	a	to	blk	s	min	
		fg	fga	fg	fga	ft	fta	of	de	tot									
13	Ubel, Brandon	f	1	3	0	0	0	0	0	0	1	1	2	2	1	0	0	0	27
00	McCray, Toney	g	4	10	1	5	0	0	0	1	2	3	5	9	0	2	1	2	29
03	Richardson, Brandon	g	0	2	0	1	6	6	0	4	4	3	6	5	2	1	2	35	
23	Spencer, Bo	g	3	8	1	5	0	0	0	0	1	1	0	7	3	2	0	30	
25	Walker, Caleb	g	5	10	0	0	0	0	0	1	1	2	1	10	0	2	0	16	
02	Rivers, David	g	0	0	0	0	0	0	0	0	1	1	1	0	0	0	0	4	
05	Moore, Josiah	g	1	1	0	0	0	1	0	2	2	0	2	0	0	0	0	9	
12	Hilliard Jr., Corey	g	0	1	0	0	0	0	0	0	1	1	0	0	0	0	0	3	
14	Niemann, Christopher	g	0	0	0	0	0	0	0	1	0	1	1	0	0	1	0	5	
24	Talley, Dylan	g	4	11	3	8	1	4	1	2	3	1	12	2	1	0	1	26	
33	Fox, Mike	g	1	2	1	1	0	0	0	1	1	0	3	0	0	0	2	16	
TEAM										1	1				1				
Totals.....			19	48	6	20	7	11		4	17	21	14	51	11	11	2	7	200

TOTAL FG%	1st Half: 10-26 38.5%	2nd Half: 9-22 40.9%	Game: 39.6%	DEADBALL
3-Pt. FG%	1st Half: 3-11 27.3%	2nd Half: 3-9 33.3%	Game: 30.0%	REBOUNDS
F Throw %	1st Half: 3-3 100%	2nd Half: 4-8 50.0%	Game: 63.6%	3

HOME TEAM: Penn State (11-15, 3-10 Big Ten)

#	Player	tot-fg		3-pt		ft		fta		rebounds		pf	tp	a	to	blk	s	min	
		fg	fga	fg	fga	ft	fta	of	de	tot									
25	Graham, Jon	f	2	3	0	0	1	2	1	4	5	2	5	0	2	0	1	20	
43	Travis, Ross	f	2	2	0	0	0	0	0	0	0	0	1	4	0	1	0	18	
20	Colella, Nick	g	2	12	2	11	0	0	0	1	2	3	1	6	2	1	0	1	32
23	Frazier, Tim	g	7	9	1	1	8	8	1	9	10	3	23	9	5	0	3	39	
24	Woodyard, Cammeron	g	4	7	4	7	2	2	0	2	2	1	14	0	2	0	1	27	
05	Glover, Matt	g	0	1	0	1	0	0	0	3	3	2	0	0	1	0	1	20	
11	Marshall, Jermaine	g	5	8	2	3	0	0	0	1	2	3	4	12	2	0	1	20	
14	Montminy, Kevin	g	0	0	0	0	0	0	0	0	0	0	0	0	0	0	0	1	
21	Borovnjak, Sasa	g	1	2	0	0	1	2	0	3	3	0	3	0	1	1	1	21	
32	Ackerman, Pat	g	0	0	0	0	0	0	0	0	0	0	0	0	0	0	0	1	
34	Wisniewski, Alan	g	0	0	0	0	0	0	0	0	0	1	0	0	0	0	0	1	
TEAM										1	1								
Totals.....			23	44	9	23	12	14		4	26	30	15	67	13	13	2	8	200

TOTAL FG%	1st Half: 11-19 57.9%	2nd Half: 12-25 48.0%	Game: 52.3%	DEADBALL
3-Pt. FG%	1st Half: 5-8 62.5%	2nd Half: 4-15 26.7%	Game: 39.1%	REBOUNDS
F Throw %	1st Half: 9-11 81.8%	2nd Half: 3-3 100%	Game: 85.7%	2

Officials: Jim Burr, Ray Perone, Bill Ek. Technical fouls: Nebraska-None. Penn State-None.
Attendance: 13103

Score by Periods	1st	2nd	Total
Nebraska	26	25	51
Penn State	36	31	67

GAME 25 NEBRASKA 80, ILLINOIS 57

2/18/12 4:01 p.m. at Devaney Center (Lincoln, Neb.)
VISITORS: Illinois (16-11, 5-9 Big Ten)

TV: BTN

#	Player	tot-fg		3-pt		ft		fta		rebounds		pf	tp	a	to	blk	s	min	
		fg	fga	fg	fga	ft	fta	of	de	tot									
42	Griffey, Tyler	f	2	5	1	3	0	0	0	1	1	2	0	5	0	2	0	1	19
12	Leonard, Meyers	c	4	6	0	1	1	1	0	5	5	4	9	2	2	0	0	0	32
01	Richardson, D.J.	g	6	12	2	7	1	2	1	4	5	1	15	1	1	0	1	28	
02	Bertrand, Joseph	g	1	3	0	0	2	2	1	2	3	2	2	5	3	0	0	17	
13	Abrams, Tracy	g	3	5	2	3	3	4	0	0	0	3	11	3	2	0	1	25	
00	Maniscalco, Sam	g	1	2	1	2	0	0	0	0	0	2	3	0	1	0	0	20	
03	Paul, Brandon	g	1	7	0	4	0	0	0	2	2	2	2	3	3	2	1	26	
15	Shaw, Mike	g	0	1	0	0	1	2	1	1	2	2	1	1	0	0	1	6	
20	Henry, Myke	g	3	8	0	3	2	3	0	0	0	0	8	0	0	0	0	10	
23	Djimde, Ibby	g	0	0	0	0	0	0	0	2	2	0	0	0	0	0	0	4	
25	Selus, Jean	g	0	1	0	0	0	0	0	0	0	0	0	0	0	0	0	1	
32	Egwu, Nnanna	g	0	3	0	0	1	2	1	4	5	2	1	0	0	1	0	11	
44	Berardini, Kevin	g	0	0	0	0	0	0	0	0	0	0	0	0	0	0	0	1	
TEAM										1	1								
Totals.....			21	53	6	23	9	16		5	22	27	18	57	15	14	3	5	199

TOTAL FG%	1st Half: 11-21 52.4%	2nd Half: 10-32 31.3%	Game: 39.6%	DEADBALL
3-Pt. FG%	1st Half: 4-11 36.4%	2nd Half: 2-12 16.7%	Game: 26.1%	REBOUNDS
F Throw %	1st Half: 0-0 0.0%	2nd Half: 9-16 56.3%	Game: 56.3%	4

HOME TEAM: Nebraska (12-13, 4-10 Big Ten)

#	Player	tot-fg		3-pt		ft		fta		rebounds		pf	tp	a	to	blk	s	min
		fg																

GAME 26 PURDUE 83, NEBRASKA 65

02/22/12 6:31 p.m. at Mackey Arena (West Lafayette, Ind.)
VISITORS: Nebraska (12-14, 4-11 Big Ten)

TV: BTN

##	Player	f	tot-fg			3-pt			rebounds			pf	tp	a	to	blk	s	min	
			fg	fga	ft	fta	fg	fga	ft	fta	of								de
00	McCray, Toney	f	3	7	0	3	2	2	2	1	1	2	2	8	0	2	0	1	20
13	Ubel, Brandon	f	3	6	0	0	0	0	1	5	6	4	6	3	0	0	1	33	
03	Richardson, Brandon	g	3	6	3	3	0	0	0	4	4	1	9	6	4	0	0	34	
23	Spencer, Bo	g	8	14	3	5	0	0	0	3	3	1	19	5	1	1	1	34	
25	Walker, Caleb	g	2	7	0	2	0	0	0	0	0	2	4	1	2	0	0	23	
02	Rivers, David	g	0	1	0	1	0	0	0	0	0	0	0	0	0	0	0	3	
05	Moore, Josiah	g	1	1	0	0	0	0	0	0	0	2	2	0	0	0	0	4	
14	Niemann, Christopher	g	1	1	0	0	0	0	0	1	1	0	2	0	0	0	0	6	
24	Talley, Dylan	g	3	5	2	4	1	1	0	1	1	3	9	1	1	0	0	24	
33	Fox, Mike	g	3	4	0	1	0	0	0	3	3	0	6	1	0	0	0	19	
TEAM																			
Totals.....			27	52	8	19	3	3	3	19	22	15	65	17	10	1	3	200	

TOTAL FG%	1st Half: 12-25 48.0%	2nd Half: 15-27 55.6%	Game: 51.9%	DEADBALL
3-Pt. FG%	1st Half: 5-13 38.5%	2nd Half: 3-6 50.0%	Game: 42.1%	REBOUNDS
F Throw %	1st Half: 1-1 100%	2nd Half: 2-2 100%	Game: 100%	0

HOME TEAM: Purdue (18-10, 8-7 Big Ten)

##	Player	g	tot-fg			3-pt			rebounds			pf	tp	a	to	blk	s	min
			fg	fga	ft	fta	fg	fga	ft	fta	of							
00	Johnson, Terone	g	5	7	0	2	1	4	0	5	5	1	11	3	1	0	1	28
04	Hummel, Robbie	f	10	18	4	10	5	5	3	4	7	2	29	1	3	2	1	35
23	Jackson, Lewis	g	5	7	0	0	3	4	0	3	3	2	13	5	0	0	1	29
24	Smith, Ryne	g	4	9	4	8	0	0	0	1	1	1	12	2	1	0	1	34
50	Carrroll, Travis	f	1	1	0	0	0	0	3	3	6	1	2	1	0	1	0	24
01	Johnson, Anthony	g	0	4	0	1	1	2	0	1	1	1	1	4	0	0	2	17
14	Anthrop, Dru	g	0	0	0	0	0	0	0	0	0	0	0	0	0	0	1	1
21	Byrd, D.J.	g	5	9	5	8	0	0	2	2	4	0	15	3	2	0	1	28
30	Beshears, Neal	g	0	0	0	0	0	0	0	0	0	0	0	0	0	0	0	1
32	Hart, John	g	0	0	0	0	0	0	0	0	0	0	0	0	0	0	0	1
34	Lawson, Jacob	g	0	0	0	0	0	0	0	0	0	0	0	0	0	0	0	1
55	Marcus, Sandi	g	0	0	0	0	0	0	0	0	0	0	0	0	0	0	0	1
TEAM																		
Totals.....			30	55	13	29	10	15	9	21	30	8	83	19	7	3	8	200

TOTAL FG%	1st Half: 19-30 63.3%	2nd Half: 11-25 44.0%	Game: 54.5%	DEADBALL
3-Pt. FG%	1st Half: 7-15 46.7%	2nd Half: 6-14 42.9%	Game: 44.8%	REBOUNDS
F Throw %	1st Half: 2-4 50.0%	2nd Half: 8-11 72.7%	Game: 66.7%	2,1

Officials: Ed Corbett, Brian Dorsey, Larry Scirotto. Technical fouls: Nebraska-None. Purdue-None. Attendance: 14323

Score by Periods	1st	2nd	Total
Nebraska	30	35	65
Purdue	47	36	83

GAME 27 NO. 6/6 MICHIGAN STATE 62, NEBRASKA 34

2/25/12 8 p.m. at East Lansing, Mich. (Breslin Center)
VISITORS: Nebraska (12-15, 4-12 Big Ten)

TV: BTN

##	Player	g	tot-fg			3-pt			rebounds			pf	tp	a	to	blk	s	min
			fg	fga	ft	fta	fg	fga	ft	fta	of							
00	McCray, Toney	g	1	6	1	4	0	0	0	0	0	5	3	0	0	1	17	
03	Richardson, Brandon	g	2	9	0	2	2	2	0	3	3	1	6	5	2	0	2	38
13	Ubel, Brandon	f	6	9	1	1	0	0	1	0	1	3	13	0	3	0	0	30
23	Spencer, Bo	g	1	6	0	2	0	0	0	1	1	2	2	2	2	0	2	17
25	Walker, Caleb	g	0	2	0	1	0	0	0	2	2	2	0	0	0	0	0	17
02	Rivers, David	g	0	3	0	2	0	1	0	1	1	0	0	0	0	0	1	8
05	Moore, Josiah	g	1	3	0	2	2	2	0	2	2	0	4	0	0	0	0	13
11	Tyrance, Jordan	g	0	0	0	0	0	0	0	0	0	0	0	0	0	0	0	4
14	Niemann, Christopher	g	0	0	0	0	0	0	0	1	1	1	0	0	0	0	0	6
24	Talley, Dylan	g	1	4	0	2	0	0	0	2	2	0	2	0	2	0	3	22
33	Fox, Mike	g	2	6	0	1	0	0	3	2	5	0	4	1	0	0	0	28
TEAM																		
Totals.....			14	48	2	17	4	5	5	16	21	14	34	8	12	0	9	200

TOTAL FG%	1st Half: 7-26 26.9%	2nd Half: 7-22 31.8%	Game: 29.2%	DEADBALL
3-Pt. FG%	1st Half: 1-9 11.1%	2nd Half: 1-8 12.5%	Game: 11.8%	REBOUNDS
F Throw %	1st Half: 0-0 0.0%	2nd Half: 4-5 80.0%	Game: 80.0%	0

HOME TEAM: Michigan State (24-5, 13-3 Big Ten)

##	Player	c	tot-fg			3-pt			rebounds			pf	tp	a	to	blk	s	min
			fg	fga	ft	fta	fg	fga	ft	fta	of							
05	Payne, Adreian	c	2	3	0	1	0	0	1	2	3	0	4	1	0	1	0	20
11	Appling, Keith	g	1	2	0	1	0	1	0	2	2	2	2	2	5	0	2	32
13	Thornton, Austin	g	3	4	3	4	0	0	0	4	4	1	9	3	2	0	0	25
22	Dawson, Brandon	g	2	3	0	0	2	2	0	1	1	2	6	0	2	0	2	22
23	Gray, Draymond	f	7	11	3	6	3	3	0	10	10	4	20	0	3	1	3	29
00	Byrd, Russell	g	2	5	2	5	0	0	0	0	0	1	6	0	0	0	0	7
02	Gauna, Alex	g	1	1	0	0	1	2	0	0	0	0	3	0	0	0	0	6
03	Kearney, Brandon	g	0	2	0	0	0	0	0	1	1	0	0	2	0	0	0	12
14	Chapman, Dan	g	0	0	0	0	0	0	0	0	0	0	0	0	0	0	0	2
15	Wetzel, Keenan	g	0	0	0	0	0	0	0	0	0	0	0	0	0	0	0	2
25	Nix, Derrick	g	2	3	0	0	1	1	1	2	3	1	5	5	1	0	2	18
30	Wood, Brandon	g	3	5	1	3	0	0	0	4	4	1	7	1	2	0	0	19
34	Sweeny, Joe	g	0	0	0	0	0	0	0	1	1	0	0	0	1	0	0	2
40	Wollenman, Colby	g	0	1	0	0	0	0	0	1	1	0	0	0	0	0	0	2
44	Ianni, Anthony	g	0	1	0	0	0	0	1	1	2	0	0	0	0	0	0	2
TEAM																		
Totals.....			23	41	9	20	7	9	3	30	33	12	62	14	16	2	9	200

TOTAL FG%	1st Half: 9-18 50.0%	2nd Half: 14-23 60.9%	Game: 56.1%	DEADBALL
3-Pt. FG%	1st Half: 3-7 42.9%	2nd Half: 6-13 46.2%	Game: 45.0%	REBOUNDS
F Throw %	1st Half: 2-2 100%	2nd Half: 5-7 71.4%	Game: 77.8%	1

Officials: Terry Oglesby, Tom Eades, Bo Boroski. Technical fouls: Nebraska-None. Michigan State-None. Attendance: 14797

Score by Periods	1st	2nd	Total
Nebraska	15	19	34
Michigan State	23	39	62



Brandon Ubel scored a career-high 17 points on 7-of-7 shooting against Iowa.

GAME 28 IOWA 62, NEBRASKA 53

02/29/12 8:05 p.m. at Devaney Center (Lincoln, Neb.)
VISITORS: Iowa (16-14, 8-9 Big Ten)

TV: ESPN

##	Player	f	tot-fg			3-pt			rebounds			pf	tp	a	to	blk	s	min
			fg	fga	ft	fta	fg	fga	ft	fta	of							
15	McCabe, Zach	f	2	2	0	0	0	0	2	3	5	3	4	2	1	0	0	20
30	White, Aaron	f	3	7	0	2	2	3	1	4	5	3	8	0	2	0	1	27
02	Oglesby, Josh	g	3	5	2	4	0	0	0	2	2	1	8	1	1	0	1	19
04	Marble, Roy Devyn	g	3	10	2	5	3	5	0	3	3	1	11	3	3	0	0	27
05	Gatens, Matt	g	4	11	3	8	5	7	1	4	5	0	16	2	1	0	0	40
01	Basabe, Melsahn	g	2	3	0	0												

GAME 29 MINNESOTA 81, NEBRASKA 69

03/03/12 11:30 AM at Minneapolis, Minn. (Williams Arena)

TV: BTN

VISITORS: Nebraska (12-17, 4-14 Big Ten)

##	Player	tot-fg		3-pt		rebounds			pf	tp	a	to	blk	s	min			
		fg	fga	fg	fga	of	de	tot										
13	Ubel, Brandon	f	2	4	0	0	2	2	3	3	6	4	6	1	0	0	2	31
00	McCray, Toney	g	4	10	2	6	4	4	1	3	4	3	14	2	2	0	1	34
03	Richardson, Brandon	g	0	4	0	2	2	2	0	3	3	3	2	3	2	1	2	34
23	Spencer, Bo	g	8	16	7	12	0	0	0	1	1	4	23	1	1	0	1	27
25	Walker, Caleb	g	3	7	0	1	2	2	1	3	4	2	8	6	3	0	1	33
14	Niemann, Christopher	g	0	1	0	0	0	0	0	0	0	0	0	0	0	0	0	3
24	Talley, Dylan	g	5	10	4	9	2	2	1	3	4	3	16	5	3	0	2	26
33	Fox, Mike	g	0	3	0	1	0	0	1	1	2	1	0	0	0	0	0	12
TEAM									2	1	3		1					
Totals.....			22	55	13	31	12	12	9	18	27	20	69	18	12	1	9	200

TOTAL FG% 1st Half: 12-23 52.2% 2nd Half: 10-32 31.3% Game: 40.0%
 3-Pt. FG% 1st Half: 4-10 40.0% 2nd Half: 9-21 42.9% Game: 41.9%
 F Throw % 1st Half: 2-2 100% 2nd Half: 10-10 100% Game: 100%

HOME TEAM: Minnesota (18-13, 6-12 Big Ten)

##	Player	tot-fg		3-pt		rebounds			pf	tp	a	to	blk	s	min			
		fg	fga	fg	fga	of	de	tot										
33	Williams, Rodney	f	7	10	0	2	2	4	1	7	8	1	16	3	2	3	1	34
50	Sampson III, Ralph	f	3	7	0	1	6	8	0	5	5	4	12	4	0	2	0	35
01	Hollins, Andre	g	3	7	2	6	4	4	1	0	1	2	12	6	4	0	1	28
11	Coleman, Joe	g	2	4	0	0	2	2	1	1	2	0	6	0	2	0	0	12
20	Hollins, Austin	g	4	7	4	6	1	2	0	2	2	0	13	5	3	1	3	36
10	Osenieks, Oto	g	0	1	0	0	0	0	0	0	0	0	0	1	0	0	0	3
13	Ahanmisi, Maverick	g	0	1	0	1	0	0	0	2	2	0	0	1	0	0	1	12
22	Halvorsen, Chris	g	0	0	0	0	0	0	0	0	0	0	0	0	0	0	0	1
23	Armelin, Chip	g	6	10	4	6	4	4	1	6	7	1	20	1	1	0	2	30
34	Shell, Kendal	g	0	0	0	0	0	0	0	0	0	0	0	0	0	0	0	1
55	Eliason, Elliott	g	1	1	0	0	0	0	0	1	1	2	2	2	2	0	1	8
TEAM									3	3								
Totals.....			26	48	10	22	19	24	7	24	31	10	81	23	12	7	8	200

TOTAL FG% 1st Half: 13-27 48.1% 2nd Half: 13-21 61.9% Game: 54.2%
 3-Pt. FG% 1st Half: 7-14 50.0% 2nd Half: 3-8 37.5% Game: 45.5%
 F Throw % 1st Half: 5-7 71.4% 2nd Half: 14-17 82.4% Game: 79.2%

Officials: Mike Sanzere, Brian Dorsey, D.J. Carstensen. Technical fouls: Nebraska-None. Minnesota-None.
 Attendance: 11262

Score by Periods	1st	2nd	Total
Nebraska	30	39	69
Minnesota	38	43	81

GAME 30 PURDUE 79, NEBRASKA 61

3/8/12 7:08pm at Indianapolis, Ind. (Bankers Life Fieldhouse)

TV: ESPN2

VISITORS: Nebraska (12-18)

##	Player	tot-fg		3-pt		rebounds			pf	tp	a	to	blk	s	min			
		fg	fga	fg	fga	of	de	tot										
00	McCray, Toney	g	5	9	1	4	2	2	2	6	8	3	13	4	4	1	2	31
03	Richardson, Brandon	g	1	7	0	4	0	0	0	2	2	4	2	3	1	0	0	33
13	Ubel, Brandon	f	2	4	0	1	2	2	2	2	4	2	6	2	0	0	0	30
23	Spencer, Bo	g	7	16	4	9	4	4	1	2	3	1	22	2	0	0	1	32
25	Walker, Caleb	g	2	7	0	2	1	2	2	2	4	0	5	0	0	0	0	23
02	Rivers, David	g	0	0	0	0	0	0	0	0	0	0	0	0	0	0	0	3
05	Moore, Josiah	g	1	1	1	1	0	0	0	0	0	0	3	0	0	0	0	4
10	Menke, Trevor	g	0	0	0	0	0	0	0	0	0	0	0	0	0	0	0	1
14	Niemann, Christopher	g	0	0	0	0	0	0	0	0	0	0	0	0	0	0	0	1
24	Talley, Dylan	g	4	8	2	5	0	0	0	1	1	0	10	1	1	0	2	27
33	Fox, Mike	g	0	1	0	1	0	0	0	0	0	2	0	1	2	0	0	13
44	Kurkowski, Kye	g	0	0	0	0	0	0	0	0	0	0	0	0	0	0	0	1
TEAM									1	2	3							
Totals.....			22	53	8	27	9	10	8	17	25	12	61	13	8	1	6	200

TOTAL FG% 1st Half: 11-25 44.0% 2nd Half: 11-28 39.3% Game: 41.5%
 3-Pt. FG% 1st Half: 3-12 25.0% 2nd Half: 5-15 33.3% Game: 29.6%
 F Throw % 1st Half: 6-6 100% 2nd Half: 3-4 75.0% Game: 90.0%

HOME TEAM: Purdue (21-11)

##	Player	tot-fg		3-pt		rebounds			pf	tp	a	to	blk	s	min			
		fg	fga	fg	fga	of	de	tot										
00	Johnson, Terone	g	6	11	2	4	2	5	0	6	6	1	16	6	2	0	1	34
04	Hummel, Robbie	f	3	7	2	3	2	2	3	4	7	3	10	2	1	0	0	25
23	Jackson, Lewis	g	2	4	0	1	1	1	0	4	4	2	5	3	4	0	1	26
24	Smith, Ryne	g	5	8	5	8	0	0	0	0	0	2	15	0	0	0	1	28
50	Carroll, Travis	f	1	2	0	0	2	2	2	1	3	2	4	1	1	0	0	28
01	Johnson, Anthony	g	7	10	1	2	2	4	0	6	6	1	17	4	2	0	1	26
14	Anthrop, Dru	g	0	0	0	0	0	0	0	0	0	0	0	0	0	0	0	1
21	Byrd, D.J.	g	3	7	3	7	1	4	0	1	1	2	10	1	0	0	0	26
30	Beshears, Neal	g	0	0	0	0	0	0	0	0	0	0	0	0	0	0	0	1
32	Hart, John	g	0	0	0	0	0	0	0	0	0	1	0	0	0	0	0	3
34	Lawson, Jacob	g	1	1	0	0	0	0	0	0	0	0	2	0	0	0	0	1
55	Marcus, Sandi	g	0	0	0	0	0	0	0	1	1	0	0	0	0	0	0	1
TEAM									5	5								
Totals.....			28	50	13	25	10	18	10	23	33	14	79	17	10	0	4	200

TOTAL FG% 1st Half: 12-23 52.2% 2nd Half: 16-27 59.3% Game: 56.0%
 3-Pt. FG% 1st Half: 7-13 53.8% 2nd Half: 6-12 50.0% Game: 52.0%
 F Throw % 1st Half: 8-13 61.5% 2nd Half: 2-5 40.0% Game: 55.6%

Officials: Ted Valentine, Terry Oglesby & Steve McClunkins. Technical fouls: Nebraska-None. Purdue-None.
 Attendance: 17257

Score by Periods	1st	2nd	Total
Nebraska	31	30	61
Purdue	39	40	79



Bo Spencer scored 23 points, including a career-high seven 3-pointers, in the Huskers' regular-season finale at Minnesota.

RECORDS



**ERIC
PIATKOWSKI**

NEBRASKA ALL-TIME SCORING CHART

CAREER POINTS (TOP 60 SCORERS)

Rank	Player, Seasons	G	FG-FGA (Pct.)	FT-FTA (Pct.)	Points (3pt.)	Avg.
1.	Dave Hoppen, 1983-84-85-86	111	804-1,341 (.600)	559-724 (.772)	2,167	19.5
2.	Eric Piatkowski, 1991-92-93-94	123	676-1,436 (.471)	380-489 (.777)	1,934 (202)	15.7
3.	Jerry Fort, 1973-74-75-76	105	777-1,793 (.433)	328-486 (.675)	1,882	17.9
4.	Andre Smith, 1978-79-80-81	114	673-1,148 (.586)	371-562 (.660)	1,717	15.1
5.	Aleks Maric, 2005-06-07-08	121	589-1,102 (.534)	448-679 (.660)	1,630 (4)	13.5
6.	Jaron Boone, 1993-94-95-96	127	575-1,327 (.433)	274-387 (.708)	1,609 (184)	12.7
7.	Erick Strickland, 1993-94-95-96	127	535-1,219 (.439)	337-434 (.776)	1,586 (179)	12.5
8.	Tyronn Lue, 1996-97-98	99	560-1,255 (.446)	312-396 (.788)	1,577 (145)	15.9
9.	Cookie Belcher, 1997-98-99-2000-01	131	576-1,291 (.446)	255-400 (.638)	1,552 (146)	11.9
10.	Rich King, 1988-89-90-91	124	564-1,000 (.564)	345-510 (.676)	1,475 (2)	11.9
11.	Venson Hamilton, 1996-97-98-99	129	528-1,002 (.527)	360-590 (.610)	1,416	11.0
12.	Carl McPipe, 1976-77-78-79	104	546-1,126 (.485)	208-317 (.656)	1,300	12.5
13.	Tom Baack, 1966-67-68	75	526-1,138 (.462)	247-297 (.832)	1,299	17.3
14.	Stuart Lantz, 1966-67-68	75	488-1,007 (.485)	293-395 (.742)	1,269	16.9
15.	Chuck Jura, 1970-71-72	77	500-910 (.549)	255-427 (.597)	1,255	16.3
16.	Larry Florence, 1997-98-99-2000	123	496-1,150 (.431)	220-325 (.677)	1,223 (11)	9.9
17.	Jack Moore, 1979-80-81-82	105	379-830 (.457)	446-495 (.901)	1,204	11.5
18.	Brian Carr, 1984-85-86-87	123	447-942 (.475)	230-287 (.801)	1,182 (58)	9.6
19.	Brian Banks, 1976-77-78-79	110	471-986 (.478)	208-298 (.698)	1,150	10.5
20.	Marvin Stewart, 1969-70-71	66	435-921 (.472)	268-359 (.747)	1,138	17.2
21.	Clifford Scales, 1988-89-90-91	123	441-902 (.489)	209-272 (.768)	1,136 (45)	9.2
	Carl Hayes, 1990-91-92	90	439-945 (.465)	221-360 (.614)	1,136 (37)	12.6
23.	Ryan Anderson, 2007-08-09-10	122	390-888 (.439)	160-213 (.751)	1,125 (185)	9.2
24.	Cary Cochran, 1999-2000-01-02	119	333-800 (.416)	147-164 (.896)	1,081 (268)	9.1
25.	Herschell Turner, 1958-59-60	72	371-898 (.413)	314-474 (.662)	1,056	14.7
26.	Mikki Moore, 1994-95-96-97	114	374-676 (.553)	235-359 (.655)	986 (3)	8.6
27.	Beau Reid, 1988-89-90-91	102	320-775 (.413)	250-337 (.742)	976 (86)	9.6
28.	Bob Siegel, 1974-75-76-77	101	405-973 (.416)	160-232 (.690)	970	9.6
29.	Tom Scantlebury, 1968-69-70	75	369-835 (.442)	227-303 (.749)	965	12.9
30.	Nate Branch, 1965-66-67	75	367-871 (.421)	224-320 (.700)	958	12.8
31.	Terrance Badgett, 1993-94-95-96	127	395-764 (.517)	141-229 (.616)	953 (22)	7.5
32.	Jamar Johnson, 1992-93-94	87	333-723 (.461)	166-210 (.790)	927 (95)	10.7
33.	Jason Dourisseau, 2003-04-05-06	117	330-726 (.455)	214-380 (.563)	912 (38)	7.8
34.	Jake Muhleisen, 2002-03-04-05	100	319-751 (.425)	178-241 (.739)	911 (95)	9.1
35.	John Turek, 2002-03-04-05	115	352-779 (.452)	194-358 (.545)	901 (2)	7.8
36.	Rex Ekwall, 1955-56-57	65	296-690 (.429)	288-394 (.731)	880	13.5
37.	Bruce Chubick, 1991-92-93-94	119	303-540 (.561)	264-400 (.660)	878 (8)	7.4
38.	Sek Henry, 2007-08-09-10	128	296-719 (.412)	185-284 (.651)	872 (95)	6.8
39.	Grant Simmons, 1964-65-66	74	305-709 (.430)	239-350 (.683)	849	11.5
40.	Dapreis Owens, 1989-90-91-92	117	329-679 (.484)	187-302 (.619)	845	7.2
41.	Bob Gratopp, 1968-69-70	76	255-608 (.419)	316-400 (.790)	826	10.9
42.	Jim Buchanan, 1950-51-52	69	345-942 (.366)	131-203 (.645)	821	11.9
43.	Bill Johnson, 1952-53-54	65	264-652 (.405)	286-484 (.591)	814	12.5
	Claude Retherford, 1947-48-49	74	318-1,090 (.292)	178-283 (.629)	814	11.0
45.	Bernard Day, 1986-87	63	309-567 (.545)	184-264 (.697)	802	12.7
46.	Brandon Richardson, 2009-12	119	238-569 (.418)	230-278 (.827)	794 (88)	6.7
47.	Stan Cloudy, 1983-84	62	347-672 (.516)	81-119 (.681)	775	12.5
48.	Bus Whitehead, 1948-49-50	72	275-831 (.331)	215-314 (.685)	765	10.6
	Jorge Brian Diaz, 2010-12	81	340-655 (.519)	85-157 (.541)	765	9.4
50.	Nate Johnson, 2003-04	58	263-606 (.434)	186-234 (.795)	762 (50)	13.1
	Fred Seger, 1952-53-54	65	263-724 (.363)	236-360 (.656)	762	11.7
52.	Toney McCray, 2009-12	95	291-644 (.451)	97-148 (.655)	759(80)	9.0
53.	Larry Cox, 1974-75-76	74	270-432 (.625)	217-297 (.731)	757	10.2
54.	Daryl Petsch, 1962-63-64	69	315-709 (.444)	124-197 (.629)	754	10.9
	Kimani Ffriend, 2000-01	58	267-460 (.580)	212-440 (.482)	746	12.9
56.	Andrew Drevo, 2003-04	60	262-608 (.431)	133-187 (.711)	737 (80)	12.3
57.	Charlie Jones, 1962-63-64	75	300-731 (.410)	135-216 (.625)	735	9.8
58.	Brian Conklin, 2001-02-03-04	119	243-576 (.422)	67-81 (.827)	729 (176)	6.1
59.	Steffon Bradford, 2000-01	60	280-504 (.556)	156-247 (.632)	717	12.0
60.	Leroy Chalk, 1969-70-71	76	291-555 (.524)	133-197 (.675)	715	9.4

*Records kept only since 1948. NOTE: Year listed is for the second half of the season played, i.e., 82 would be for the 1981-82 season.
() Number in parenthesis following point total indicates number of career 3-point field goals made.

SINGLE-GAME POINTS

(all games over 30 points)

Player	Opponent (Date)	Points
1. Eric Piatkowski	vs. Oklahoma (3/11/94)	42
2. Aleks Maric	Kansas State (2/13/07)	41
3. Rich King	Northern Illinois (2/18/91)	40
	Jerry Fort Missouri (2/22/75)	40
5. Tom Russell	Kansas (2/21/62)	38
6. Aleks Maric	at Iowa State (2/15/06)	37
7. Aleks Maric	Iowa State (2/28/07)	36
	Tyronn Lue Virginia (12/27/97)	36
	W.W. Walsh Crete (1906-07)	36
10. Eric Piatkowski	Texas (11/28/93)	35
	Dave Hoppen Southern Colo. (11/29/84)	35
	Herschell Turner vs. Missouri (12/30/59)	35
13. Tyronn Lue	Western Illinois (11/19/97)	34
	Andre Smith E. Washington (12/3/79)	34
	Jerry Fort at Kansas State (1/17/76)	34
	Chuck Jura at Oklahoma St. (1/26/72)	34
	Bill Johnson Missouri (1/18/54)	34
	W.E. Anderson Kansas (3/2/1900)	34
19. Eric Piatkowski	Kansas (2/23/94)	33
	Dave Hoppen at Oklahoma St. (1/19/85)	33
	Dave Hoppen vs. Calif.-Irvine (12/28/84)	33
	Andre Smith Wisconsin-Oshkosh (1/4/80)	33
	Andre Smith Ala.-Birmingham (12/22/79)	33
	Jerry Fort Missouri (2/16/74)	33
	Chuck Jura Kansas (2/19/72)	33
	Marvin Stewart Nevada (12/14/70)	33
	Tom Baack vs. Marshall (3/13/67)	33
	Fred Hare at Texas (12/18/64)	33
29. Aleks Maric	Missouri (2/13/08)	32
	Eric Piatkowski Oklahoma State (3/2/94)	32
	Dave Hoppen at Montana St. (12/14/85)	32
	Dave Hoppen at Oklahoma (2/6/85)	32
	Dave Hoppen at Colorado State (1/12/85)	32
	Jerry Fort Oklahoma (2/12/75)	32
	Marvin Stewart Iowa State (1/16/71)	32
	Marvin Stewart Iowa State (2/15/69)	32
37. Aleks Maric	Missouri (2/24/07)	31
	Tyronn Lue at Colorado (2/21/98)	31
	Jaron Boone at Colorado (2/8/95)	31
	Rich King Harvard (12/1/89)	31
	Eric Johnson Creighton (11/26/88)	31
	Jerry Fort vs. Oklahoma St. (12/28/73)	31
	Harold Ceburn Wyoming (12/2/63)	31
	Herschell Turner at Missouri (3/2/59)	31
45. Aleks Maric	IPFW (11/26/07)	30
	Tyronn Lue Colorado (1/11/98)	30
	Tyronn Lue at Iowa State (2/22/97)	30
	Tyronn Lue at Oklahoma (1/25/97)	30
	Tyronn Lue vs. Oregon (11/25/95)	30
	Jaron Boone vs. Oregon (11/25/95)	30
	Dapreis Owens E. Washington (12/21/91)	30
	Eric Johnson Michigan State (11/30/89)	30
	Dave Hoppen South Dakota (12/1/84)	30
	Andre Smith vs. Michigan (3/6/80)	30
	Lee Harris Texas Christian (12/11/72)	30
	Marvin Stewart at Missouri (2/27/71)	30
	Charlie Jones at Texas Tech (12/1/62)	30
	Herschell Turner Detroit (1/31/59)	30
	Herschell Turner vs. Oklahoma St. (12/27/58)	30
	Don Weber vs. Kansas State (12/28/53)	30

SINGLE-GAME POINTS, FRESHMAN

Player	Points	Year	Player	Points	Year	
1. Tyronn Lue	30	1995-96	9. Bob Siegel	26	1973-74	
2. Ryan Anderson	29	2006-07	9. Christian Standhardinger	25	2009-10	
3. Jamel White	28	2005-06	Dave Hoppen	25	1982-83	
	Erick Strickland	28	1992-93	11. Joe McCray	24	2004-05
5. Dave Hoppen	27	1982-83	Dave Hoppen	24	1982-83	
	Jerry Fort	27	1972-73	Jerry Fort	24	1972-73
7. Joe McCray	26	2004-05	Jerry Fort	24	1972-73	
			Jerry Fort	24	1972-73	

INDIVIDUAL RECORDS

POINTS - GAME

Overall:

42, Eric Piatkowski, vs. Oklahoma,
at Kansas City, March 11, 1994 (B8T)

At Home:

41, Aleks Maric, vs. Kansas State, Feb. 13, 2007

Away:

37, Aleks Maric, at Iowa State, Feb. 15, 2006

Neutral:

42, Eric Piatkowski, vs. Oklahoma,
at Kansas City, March 11, 1994 (B8T)

Half:

24, Aleks Maric, vs. Missouri, Feb. 13, 2008 (2nd)
24, Tyronn Lue, vs. Virginia, Dec. 27, 1997 (2nd)
24, Dave Hoppen, vs. South Dakota, Dec. 1, 1984 (1st)
24, Jerry Fort, vs. Missouri, Feb. 22, 1975 (2nd)

Losing Effort:

38, Tom Russell, vs. Kansas, Feb. 21, 1962

Freshman:

30, Tyronn Lue, vs. Oregon, Nov. 25, 1995

Sophomore:

37, Aleks Maric, at Iowa State, Feb. 15, 2006

Junior:

41, Aleks Maric, vs. Kansas State, Feb. 13, 2007

Senior:

42, Eric Piatkowski, vs. Oklahoma,
at Kansas City, March 11, 1994 (B8T)

Two Players:

65, Eric Piatkowski (42) and Bruce Chubick (23),
vs. Oklahoma, at Kansas City,
March 11, 1994 (B8T)

By Opponent:

46, Wilt Chamberlain, at Kansas, Feb. 8, 1958
46, Joe Scott, at Missouri, March 6, 1961
46, George Stone, Marshall, March 13, 1967 (NIT)

By Opponent, Half:

28, Jim McKean, Washington St., Dec. 12, 1966

By Opponent, Two Players:

70, George Stone (46) and Danny D'Antoni (24),
Marshall, March 13, 1967 (NIT)

Overall:

704, Dave Hoppen, 1984-85 (30 games)

Conference:

349, Tyronn Lue, 1997-98 (16 games)

Average:

23.5, Dave Hoppen, 1984-85 (704 in 30 games)

Conference Average:

23.0, Dave Hoppen, 1984-85 (322 in 14 games)

Freshman:

445, Dave Hoppen, 1982-83 (32 games)

Sophomore:

603, Tyronn Lue, 1996-97 (32 games)

Junior:

704, Dave Hoppen, 1984-85 (30 games)

Senior:

646, Eric Piatkowski, 1993-94 (31 games)

20-Point-or-Better Scoring Games:

21, Dave Hoppen, 1984-85

Consecutive 20-Point-or-Better Scoring Games:

10, Dave Hoppen, 1984-85

Consecutive Double-Figure Scoring Games

by a Freshman:

9, Joe McCray, Dec. 18, 2004 to Jan. 22, 2005
and Feb. 8 to March 10, 2005

POINTS - CAREER

Overall:

2,167, Dave Hoppen, 1983-86 (111 games)

Conference:

1,055, Jerry Fort, 1973-76 (56 games)

Average:

19.5, Dave Hoppen, 1983-86
(2,167 in 111 games)

Conference Average:

20.3, Dave Hoppen, 1983-86
(975 in 48 games)

20-Point-or-Better Scoring Games:

56, Dave Hoppen, 1983-86

Consecutive Games in Double Figures:

84, Dave Hoppen, March 11, 1983 to Feb. 1, 1986

FIELD GOALS - GAME

Made:

16, Marvin Stewart, vs. Nevada,
Dec. 14, 1970 (24 attempts)

Conference Made:

15, Aleks Maric, vs. Iowa State, Feb. 28, 2007

15, Jerry Fort, three times

Attempted:

34, by several players

No Misses:

9, Chuck Jura, vs. Iowa, Dec. 5, 1970
9, Dave Hoppen, vs. S. Illinois, Nov. 26, 1985
9, Venson Hamilton, vs. Iowa St., Feb. 3, 1996
9, Mikki Moore at Nevada, March 18, 1997 (NIT)
9, Ade Dagunduro vs. UMBC, Dec. 23, 2008

No Misses, Conference Game:

9, Venson Hamilton, vs. Iowa St., Feb. 3, 1996

Consecutive Made (Multiple Games):

15, Ade Dagunduro, Dec. 20 to Dec. 30, 2008 (3 games)

Opponent Made:

20, George Stone, Marshall,
March 13, 1967 (NIT, 38 attempts)

Opponent Attempted:

38, George Stone, Marshall,
March 13, 1967 (NIT, 20 made)

Opponent Made, No Misses:

11, Lanny Van Eman, at Wichita St., Dec. 4, 1961

FIELD GOALS - SEASON

Made:

270, Dave Hoppen, 1984-85 (418 attempts)

Conference Made:

132, Jerry Fort, 1974-75 (294 attempts)

Attempted:

547, Tyronn Lue, 1997-98 (240 made)

Conference Attempted:

294, Jerry Fort, 1974-75 (132 made)

Percentage*:

.672, Larry Cox, 1975-76 (133-198)

Conference Percentage*:

.648, Dave Hoppen, 1984-85 (127-196)

Freshman Percentage:

.563, Mike Naderer, 1977-78 (63-112)

*Minimum 5 attempts per team game

FIELD GOALS - CAREER

Made:

804, Dave Hoppen, 1983-86 (1,341 attempts)

Conference Made:

438, Jerry Fort, 1973-76 (1,018 attempts)

Attempted:

1,793, Jerry Fort, 1973-76 (777 made)

Conference Attempted:

1,018, Jerry Fort, 1973-76 (438 made)

Percentage*:

.625, Larry Cox, 1974-76 (270-432)

Conference Percentage**:

.619, Larry Cox, 1974-76 (159-257)

*Minimum 400 attempts; **Minimum 200 attempts

3-PT. FIELD GOALS - GAME

Made:

8, Cary Cochran, vs. Baylor, Feb. 27, 2002 (13 att.)

Conference Made:

8, Cary Cochran, vs. Baylor, Feb. 27, 2002 (13 att.)

Attempted:

14, Marcus Perry, at Colorado, March 3, 2007 (5 made)



Nebraska's all-time leading scorer and the only player in school history with more than 2,000 career points, Dave Hoppen was the first Husker player to have his jersey (42) retired.

Percentage*:

- 1.000, Ryan Anderson (5-5), at Rutgers, Dec. 2, 2006
- 1.000, Brian Conklin (5-5), vs. Missouri, Feb. 7, 2004
- 1.000, Cary Cochran (5-5), at Missouri, Jan. 6, 2001

Conference Percentage*:

- 1.000, Brian Conklin (5-5), vs. Missouri, Feb. 7, 2004
- 1.000, Cary Cochran (5-5), at Missouri, Jan. 6, 2001

Opponent Made:

- 8, Obi Muonelo, Oklahoma State, March 5, 2007 (11 att.)
- 8, Josh Carter, Texas A&M, Feb. 10, 2007 (11 att.)
- 8, Devin Brown, UT-San Antonio, Nov. 28, 2001 (13 att.)
- 8, Eric Martin, at Oklahoma, Jan. 20, 1999 (10 att.)
- 8, Jerald Brown, Texas A&M, Jan. 11, 1997 (10 att.)
- 8, Randy Rutherford, Oklahoma State, Feb. 1, 1995 (14 att.)
- 8, Dave Sieger, at Oklahoma, Feb. 21, 1987 (13 att.)

Opponent Attempted:

- 17, Dominick Young, at Fresno State, March 22, 1996 (5 made)

Opponent, No Misses:

- 6, Craig Michaelis, at Miami (Ohio), Nov. 27, 1989

*Minimum 5 attempts

3-PT. FIELD GOALS - SEASON

Made:

- 89, Cary Cochran, 2001-02 (207 att.)

Conference Made:

- 53, Cary Cochran, 2001-02 (121 att.)

Freshman Made:

- 80, Joe McCray, 2004-05 (226 att.)

Attempted:

- 226, Joe McCray, 2004-05 (80 made)

Conference Attempted:

- 132, Joe McCray, 2004-05 (45 made)

Percentage*:

- .559, Brian Conklin, 2003-04 (66-118)

Conference Percentage*:

- .617, Brian Conklin, 2003-04 (37-60)

Freshman Percentage*:

- .463, Jay-R Strowbridge, 2006-07 (25-54)

Consecutive Games 3-Point Goal Scored:

- 35, Cary Cochran, Dec. 20, 2000 to Jan. 5, 2002

*Minimum 1.5 attempts per team game

3-PT. FIELD GOALS - CAREER

Made:

- 268, Cary Cochran, 1999-02 (630 att.)

Conference Made:

- 156, Cary Cochran, 1999-02 (356 att.)

Attempted:

- 630, Cary Cochran, 1999-02 (268 made)

Conference Attempted:

- 356, Cary Cochran, 1999-02 (156 made)

Percentage:

- .431, Brian Conklin, 2001-04 (173-401)

Conference Percentage:

- .463, Henry T. Buchanan, 1987-88 (38-82)

FREE THROWS - GAME

Made:

- 18, David Ponce, at Creighton, Dec. 4, 1982 (19 att.)

Conference Made:

- 16, Tom Russell, vs. Kansas, Feb. 21, 1962 (17 att.)

Attempted:

- 25, Aleks Maric, vs. Kansas State, Feb. 13, 2007 (15 made)

Conference Attempted:

- 25, Aleks Maric, vs. Kansas State, Feb. 13, 2007 (15 made)

No Misses:

- 15, Jack Moore, vs. Oklahoma St., Feb. 10, 1982

Opponent Made:

- 18, Wilt Chamberlain, at Kansas, Feb. 8, 1958 (23 att.)

Opponent Attempted:

- 23, Wilt Chamberlain, at Kansas, Feb. 8, 1958 (18 made)

Opponent Made, No Misses:

- 15, John Crawford, Iowa State, at Kansas City Dec. 29, 1956 (Holiday Tournament)

FREE THROWS - SEASON

Made:

- 184, Jack Moore, 1979-80 (211 att.)

Conference Made:

- 88, Aleks Maric, 2006-07 (132 att.)

Attempted:

- 227, Kimani Ffriend, 1999-00 (115 made)

Conference Attempted:

- 132, Aleks Maric, 2006-07 (88 made)

Percentage*:

- .939, Jack Moore, 1981-82 (123-131)

Conference Percentage*:

- .938, Jack Moore, 1981-82 (60-64)

Freshman Percentage*:

- .837, Eric Piatkowski, 1990-91 (72-86)

Consecutive Made:

- 39, Jack Moore, Jan. 27 to Feb. 15, 1982

*Minimum 2 attempts per team game

FREE THROWS - CAREER

Made:

- 559, Dave Hoppen, 1983-86 (724 att.)

Conference Made:

- 267, Dave Hoppen, 1983-86 (338 att.)

Attempted:

- 724, Dave Hoppen, 1983-86 (559 made)

Conference Attempted:

- 371, Aleks Maric, 2005-08 (254 made)

Percentage*:

- .901, Jack Moore, 1979-82 (446-495)

Conference Percentage*:

- .877, Jack Moore, 1979-82 (185-211)

*Minimum 200 attempts

REBOUNDS - GAME

Rebounds:

- 26, Bill Johnson, vs. Iowa State, Jan. 4, 1954

Half:

- 15, Carl McPipe, vs. California-Davis, Dec. 16, 1977 (1st)

Two Players:

- 39, Leroy Chalk (20) and Chuck Jura (19), vs. Colorado, March 6, 1971

Opponent:

- 24, Bill Bridges, Kansas, twice
- 24, Andy Hopson, at Oklahoma St., Jan. 26, 1974

Opponent Two Players:

- 39, Dave DeBusschere (23) and Charlie North (16) at Detroit, Dec. 17, 1960

REBOUNDS - SEASON

Overall:

- 335, Aleks Maric, 2007-08 (33 games)
- 335, Venson Hamilton, 1998-99 (33 games)

Conference:

- 186, Aleks Maric, 2007-08 (16 games)

Freshman:

- 169, Aleks Maric, 2004-05 (27 games)

Average:


- 11.7, Chuck Jura, 1971-72 (305 in 26 games)

Conference Average:

- 11.6, Aleks Maric, 2007-08 (186 in 16 games)



Eric Piatkowski helped Nebraska to four straight NCAA Tournament appearances in the early 1990s and posted 1,934 career points to rank second on the Nebraska scoring chart.



Brian Carr holds the Husker career assist record with 682 and is more than 200 assists ahead of second place.

REBOUNDS - CAREER

Overall:
1,080, Venson Hamilton, 1996-99 (129 games)
Conference:
574, Aleks Maric, 2005-08 (64 games)
Average:
10.4, Rex Ekwall, 1955-57 (679 in 65 games)
Conference Average:
10.5, Leroy Chalk, 1969-71 (442 in 42 games)

ASSISTS - GAME

Assists:
18, Brian Carr, at Evansville, Jan. 3, 1985
Conference*:
13, Brian Carr, vs. Missouri, Jan. 28, 1987
Half:
10, Brian Carr, at Evansville, Jan. 3, 1985 (2nd)
10, Charles Richardson Jr., at Rutgers,
Dec. 2, 2006 (2nd)

Opponent:
18, Tom Kivisto, Kansas, at Kansas City,
Dec. 29, 1973 (Big Eight Holiday Tournament)

*Note: Carr had 14 assists at Kansas in a Big Eight Tournament game, March 5, 1985.

ASSISTS - SEASON

Assists:
237, Brian Carr, 1984-85 (30 games)
Conference:
113, Brian Carr, 1984-85 (14 games)
Freshman:
144, Tyronn Lue, 1995-96 (35 games)
Average:
7.90, Brian Carr, 1984-85 (237 in 30 games)
Conference Average:
8.10, Brian Carr, 1984-85 (113 in 14 games)

ASSISTS - CAREER

Assists:
682, Brian Carr, 1984-87 (123 games)
Conference:
297, Brian Carr, 1984-87 (56 games)
Average:
5.54, Brian Carr, 1984-87 (682 in 123 games)
Conference Average:
5.30, Brian Carr, 1984-87 (297 in 56 games)
Note: Assist records available only since 1974.

STEALS - GAME

Steals:
8, Greg Downing, vs. UMKC, Dec. 8, 1982
8, Cookie Belcher, at Texas Tech, Feb. 20, 1999
8, Venson Hamilton, vs. Texas Tech,
March 4, 1999 (B12T)
8, Cookie Belcher, vs. Oklahoma St., Feb. 7, 2001
Conference:
8, Cookie Belcher, at Texas Tech, Feb. 20, 1999
8, Cookie Belcher, vs. Oklahoma St., Feb. 7, 2001
Opponent:
8, Alvin Robertson, at Arkansas, Jan. 3, 1983
8, Dominick Young, at Fresno St., March 22, 1996
8, Jose Winston, Colorado, Jan. 23, 1999

STEALS - SEASON

Steals:
102, Cookie Belcher, 1998-99 (32 games)
Freshman:
87, Cookie Belcher, 1996-97 (33 games)

STEALS - CAREER

Steals:
353, Cookie Belcher, 1997-2001 (131 games)
Conference:
163, Cookie Belcher, 1997-2001 (64 games)
Note: Steal statistics available only since 1978.

BLOCKS - GAME

Blocks:
9, Mikki Moore, vs. Coppin State, Dec. 6, 1996
Conference:
7, Rich King, at Oklahoma State, Jan. 20, 1990
7, Kimani Ffriend, at Kansas St., Jan. 30, 2001
7, John Turek, vs. Colorado, March 2, 2005
Opponent:
8, Walter Downing, DePaul, March 28, 1983 (NIT)
8, John Flippen, Baylor, March 9, 2000 (B12)

BLOCKS - SEASON

Blocks:
91, Derrick Chandler, 1991-92 (29 games)
Conference:
43, Venson Hamilton, 1998-99 (16 games)

Freshman:

41, Jorge Brian Diaz, 2009-10 (33 games)

BLOCKS - CAREER

Blocks:
241, Venson Hamilton, 1996-99 (129 games)
Conference:
106, Venson Hamilton, 1996-99 (59 games)
Note: Blocked shot statistics available only since 1978.

MINUTES PLAYED - GAME

Minutes Played:
60, Jack Moore and Andre Smith,
vs. UAB, Dec. 22, 1979 (40T)

PLAYING TIME - SEASON

Games Played:
35, Terrance Badgett, Bernard Garner,
Tyronn Lue, Mikki Moore, Erick Strickland, 1995-96
Games Started:
34, Beau Reid, Clifford Scales, 1990-91
34, Jaron Boone, Bernard Garner, Tyronn Lue,
Erick Strickland, 1995-96
Minutes Played:
1,155, Dave Hoppen, 1984-85 (30 games)
Conference Minutes Played:
614, Tyronn Lue, 1996-97 (16 games)
Minutes Played Per Game:
38.5, Dave Hoppen, 1984-85
(1,155 in 30 games)
Conference Minutes Played Per Game:
39.1, Dave Hoppen, 1984-85 (548 in 14 games)

PLAYING TIME - CAREER

Games Played:
131, Cookie Belcher, 1997-2001
Consecutive Games Played:
128, Sek Henry, 2007-10
Games Started:
128, Cookie Belcher, 1997-2001 (131 games)
Consecutive Games Started:
111, Dave Hoppen, 1983-86
Minutes Played:
4,095, Cookie Belcher, 1997-2001 (131 games)
Conference Minutes Played:
2,004, Cookie Belcher, 1997-2001 (64 games)
Minutes Played Per Game, Four-Year Career:
33.4, Dave Hoppen, 1983-86 (3,711 in 111 games)
Minutes Played Per Game, Three-Year Career:
34.5, Andre Smith, 1979-81 (2,901 in 84
games; minutes not available for Smith's
freshman year, 1978)
Minutes Played Per Game, Two-Year Career:
33.3, Stan Cloudy, 1983-84 (2,066 in 62 games)
Conference Minutes Played Per Game:
35.5, Tyronn Lue, 1996-98 (1,633 in 46 games)

TEAM RECORDS

POINTS - GAME

Overall:

117, vs. Oklahoma (113), at Kansas City, Mo., March 8, 1991 (OT, B8T); vs. Harvard (79), Dec. 1, 1989

Conference:

111, at Oklahoma (99), Jan. 26, 1991;
at Oklahoma (115), Feb. 14, 1994 (OT)

Home Court:

117, vs. Harvard (79), Dec. 1, 1989

Opponent's Court:

111, at Oklahoma (99), Jan. 26, 1991
111, at Oklahoma (115), Feb. 14, 1994 (OT)

Neutral Court:

117, vs. Oklahoma (113), at Kansas City, Mo., March 8, 1991 (OT, B8T)

First Half:

64, vs. Tennessee Tech, Dec. 14, 1990

Second Half:

66, vs. Oklahoma, Feb. 16, 1991

Both Teams:

230, at Oklahoma (133), Nebraska (97), Feb. 21, 1987

230, Nebraska (117), Oklahoma (113), at Kansas City, Mo., March 8, 1991 (OT, B8T)

Losing Effort:

111, at Oklahoma (115), Feb. 14, 1994 (OT)

Margin of Victory:

74, Nebraska (82), at Crete (8), Jan. 4, 1907

Margin of Defeat:

56, at Kansas (102), Nebraska (46), Feb. 8, 1958

Players Scoring in Double Figures:

8, at Oklahoma, Jan. 26, 1991,
[Tony Farmer (22), Carl Hayes (16), Beau Reid (14), Rich King (12), Jose Ramos (12), Eric Piatkowski (11), Keith Moody (11), Clifford Scales (10)]

8, vs. Appalachian State, Dec. 31, 1994,
[Erick Strickland (21), Jaron Boone (17), Mikki Moore (12), Chris Sallee (12), Tom Wald (11), Melvin Brooks (10), Terrance Badgett (10), Chester Surlis (10)]

Opponent:

133, at Oklahoma (NU 97), Feb. 21, 1987

Opponent, Half:

70, at Oklahoma, Feb. 21, 1987 (2nd)

POINTS - SEASON

Overall:

2,977, 1990-91 (34 games)

Conference:

1,219, 1993-94 (14 games)

Average:

87.6, 1990-91 (2,977 in 34 games)

Conference Average:

87.1, 1993-94 (1,219 in 14 games)

Opponent:

2,672, 1990-91 (34 games)

Opponent, Conference:

1,297, 1989-90 (14 games)

Opponent Average:

86.1, 1989-90 (2,410 points in 28 games)

Opponent Conference Average:

92.6, 1989-90 (1,297 in 14 games)

NU 100-Point Games:

7, 1990-91

Opponent 100-Point Games:

6, 1989-90

FIELD GOALS - GAME

Made:

51, vs. Nevada, Dec. 14, 1970 (81 att.)

Conference Made:

44, vs. Missouri, Jan. 28, 1967 (86 att.)

Attempted:

97, vs. Cal State Fullerton, Dec. 4, 1967 (41 made)

Conference Attempted:

83, vs. Oklahoma, Jan. 25, 1992 (28 made)

Percentage:

.750, vs. Nebraska-Omaha, Jan. 25, 1988 (42-56)

Conference Percentage:

.679, at Kansas, Feb. 5, 1980 (19-28)

Half Percentage:

.840, vs. Nebraska-Omaha, Jan. 25, 1988 (21-25, 1st)

Conference Half Percentage:

.833, vs. Iowa State, Feb. 21, 1985 (15-18, 2nd)

Opponent Made:

50, at Oklahoma, Feb. 21, 1987 (88 att.)

Opponent Attempted:

91, three times, most recently at Southern Utah, Nov. 30, 1991 (39 made)

Opponent Percentage:

.771, Kansas State, at Nebraska, Feb. 3, 1982 (27-35)

Opponent Half Percentage:

.857, Kansas State, at Nebraska, Feb. 3, 1982 (12-14, 1st)

FIELD GOALS - SEASON

Made:

1,081, 1990-91 (2,185 att.)

Conference Made:

439, 1997-98 (976 att.)

Attempted:

2,185, 1990-91 (1,081 made)

Conference Attempted:

976, 1997-98 (439 made)

Percentage:

.514, 1983-84 (786-1,529)

Conference Percentage:

.511, 1982-83 (346-677)

Opponent Percentage:

.521, 1979-80 (856-1,644)

Opponent Conference Percentage:

.530, 1979-80 (366-694)

3-PT. FIELD GOALS - GAME

Made:

18, vs. Kansas, Feb. 24, 2002 (37 att.)

Attempted:

37, vs. Kansas, Feb. 24, 2002 (18 made)

Percentage*:

.750, vs. Texas-Pan American, Dec. 2, 2009 (9-12)

Conference Percentage*:

.667, at Kansas State, Feb. 17, 2010 (14-21)

Opponent Made:

17, at Oklahoma, Feb. 21, 1987 (27 att.)

Opponent Attempted:

37, Baylor, Feb. 14, 1998 (9 made)

Opponent Percentage*:

.765, at Kansas State, Jan. 10, 1987 (13-17)

*Minimum 10 attempts

3-PT. FIELD GOALS - SEASON

Made:

267, 2001-02 (729 att.)

Conference Made:

167, 2001-02 (447 att.)

Attempted:

729, 2001-02 (267 made)

Conference Attempted:

447, 2001-02 (167 made)

Percentage:

.397, 2009-10 (217-547)

Conference Percentage:

.413, 1986-87 (52-126)

Opponent Percentage:

.423, 1986-87 (143-338)

Opponent Conference Percentage:

.500, 1986-87 (59-118)



Before leaving a year early for the NBA Draft, Tyronn Lue led NU to three postseason tournament appearances. He ranks eighth on the Nebraska career scoring chart and fourth in career assists. Lue is currently an assistant coach with the Boston Celtics.

FREE THROWS - GAME

Made:
43, vs. Texas, Jan. 3, 1996 (59 att.)

Attempted:
60, vs. Kansas State, Jan. 11, 1954 (36 made)

No Misses:
17, at Oklahoma State, Jan. 31, 1979

No Misses, Half:
17, vs. Oklahoma, at Kansas City,
March 8, 1991 (1st, B8T)

Consecutive Made:
25 vs. Oklahoma, at Kansas City, Dec. 28, 1967

Opponent Made:
44, Oklahoma State, at Nebraska, Feb. 14, 1990 (52 att.)

Opponent Attempted:
52, Oklahoma St., at Nebraska, Feb. 14, 1990 (44 made)

Opponent No Misses:
16, at Kansas State, Jan. 26, 1980

FREE THROWS - SEASON

Made:
690, 1990-91 (981 att.)

Conference Made:
301, 1990-91 (417 att.)

Attempted:
981, 1990-91 (690 made)

Conference Attempted:
417, 1990-91 (301 made)

Percentage:
.767, 2011-12 (335-437)

Conference Percentage:
.782, 1993-94 (258-330)

Consecutive Made:
34, 1985-86 (last 13 at Oklahoma, Jan. 29;
first 21 at Colorado, Feb. 1)

Opponent Percentage:
.750, 1979-80 (389-519)

Opponent Conference Percentage:
.800, 1979-80 (179-212)

REBOUNDS - GAME

Rebounds:
77, vs. Kansas State, Feb. 18, 1957

Opponent:
77, at Kansas, Feb. 23, 1957

REBOUNDS - SEASON

Rebounds:
1,454, 1990-91 (34 games)

Conference:
655, 1959-60 (14 games)

Average:
48.8, 1959-60 (1,170 in 24 games)

Conference Average:
46.8, 1959-60 (655 in 14 games)

Highest Margin:
+6.6, 1990-91 (42.8-36.2)

Opponent Average:
49.6, 1959-60 (1,191 in 24 games)

ASSISTS - GAME

Assists:
36, vs. Montana State, Dec. 23, 1977

Conference:
31, vs. Iowa State, Feb. 4, 1973

Opponent:
36, at Oklahoma, Feb. 21, 1987

ASSISTS - SEASON

Assists:
696, 1990-91 (34 games)

Conference:
289, 1984-85 (14 games)

Average:
20.5, 1984-85 (615 in 30 games)

Conference Average:
20.6, 1984-85 (289 in 14 games)

Opponent:
579, 1990-91 (34 games)

Opponent Conference:
309, 1989-90 (14 games)

Note: Assist statistics available only since 1974.

TURNOVERS - GAME

Fewest:
3, vs. Baylor, Feb. 10, 2010
3, vs. Maryland Eastern Shore, Jan. 3, 2009
3, vs. Iowa State, Feb. 16, 2002

Most:
31, at Creighton, Dec. 11, 2005

Fewest by Opponent:
4, Missouri, March 10, 2010 (B12T)
4, Western Kentucky, March 14, 1986 (NCAA)
4, at Evansville, Jan. 3, 1985

Most by Opponent:
35, Denver, at Nebraska, Nov. 26, 1982

TURNOVERS - SEASON

Fewest:
302, 1981-82 (28 games)

Fewest Conference:
132, 1981-82 (14 games)

Most:
627, 1995-96 (35 games)

Most Conference:
310, 1999-00 (16 games)

Fewest Per Game:
10.8, 1981-82 (302 in 29 games)

Most Per Game:
19.3, 1999-00 (579 in 30 games)

Fewest Opponent:
363, 1985-86 (30 games)

Fewest Opponent Conference:
168, 1984-85 (14 games)

Most Opponent:
618, 1990-91 (34 games)

Most Opponent Conference:
291, 1998-99 (16 games)

Note: Turnover statistics available only since 1978.

BLOCKED SHOTS - GAME

Most:
15, vs. Coppin State, Dec. 6, 1996

Conference:
12, vs. Colorado, March 2, 2005

Opponent:
17, at Iowa State, Jan. 25, 2003

BLOCKED SHOTS - SEASON

Most:
202, 1996-97 (33 games)

Conference:
85, 1996-97 (16 games)

Opponent:
144, 2002-03 (30 games)

Opponent Conference:
95, 2002-03 (16 games)

Note: Blocked shot statistics available only since 1978.

STEALS - GAME

Steals:
23, vs. Texas Tech, March 4, 1999 (B12T)

Conference:
21, vs. Texas, Jan. 10, 1999

Opponent:
20, at Oklahoma, Jan. 14, 1993

STEALS - SEASON

Steals:
359, 1998-99 (33 games)

Conference:
166, 1998-99 (16 games)

Opponent:
327, 1995-96 (35 games)

Opponent Conference:
165, 1991-92 (14 games)

Note: Steal statistics available only since 1978.

GAMES PLAYED - SEASON

Played:
35, 1995-96 (21-14)

Victories:
26, 1990-91 (8 losses)

Conference Victories:
12, 1915-16 (12-0)
12, 1965-66 (12-2)

Home Victories:
17, 2010-11 (2 losses)
17*, 2007-08 (3 losses)
17, 1982-83 (1 loss)

* game at Qwest Center Omaha considered home game

Road Victories:
12, 1990-91 (7 losses)

Percentage:
.933, 1911-12 (14-1)

Conference Percentage:
1.000, 1911-12 (8-0)
1.000, 1912-13 (10-0)
1.000, 1913-14 (7-0)
1.000, 1915-16 (12-0)

Losses:
19, 1962-63 (6 wins); 1999-2000 (11 wins);
2002-03 (11 wins)

Conference Losses:
14, 2009-10 (2 wins); 2011-12 (4 wins)

Home Losses:
9, 1931-32 (1 win); 1962-63 (4 wins)

Road Losses:
13, 1951-52 (0 wins)
13, 1963-64 (1 win)
13, 1999-00 (1 win)
13, 2002-03 (3 wins)

Overtime Games:
4, 1955-56 (won 3)
4, 1979-80 (won 3)
4, 1986-87 (won 4)
4, 1996-97 (won 2)
4, 2007-08 (won 1)

Overtimes, Single Game:
4, Nebraska 92, UAB 84, at Nebraska, Dec. 22, 1979

SINGLE-SEASON RECORDS

POINTS SCORED

1.	Dave Hoppen (1985)	704
2.	Tyronn Lue (1998)	678
3.	Eric Piatkowski (1994)	646
4.	Tyronn Lue (1997)	603
5.	Andre Smith (1980)	600
6.	Dave Hoppen (1984)	598
7.	Jaron Boone (1995)	559
8.	Aleks Maric (2007)	556
	Marvin Stewart (1971)	556
10.	Chuck Jura (1972)	551

SCORING AVERAGE (min. 400 pts.)

	G	Pts.	Avg.	
1.	Dave Hoppen (1985)	30	704	23.5
2.	Dave Hoppen (1986)	19	420	22.1
3.	Eric Piatkowski (1994)	30	646	21.5
4.	Marvin Stewart (1971)	26	556	21.4
5.	Chuck Jura (1972)	26	551	21.2
6.	Tyronn Lue (1998)	32	678	21.2
7.	Jerry Fort (1975)	26	525	20.2
8.	Dave Hoppen (1984)	30	598	19.9
9.	Andre Smith (1980)	31	600	19.4
10.	Stuart Lantz (1968)	25	482	19.3

FIELD GOALS MADE

1.	Dave Hoppen (1985)	270
2.	Tyronn Lue (1998)	240
3.	Andre Smith (1980)	237
4.	Eric Piatkowski (1994)	226
5.	Dave Hoppen (1984)	220
	Chuck Jura (1972)	220
7.	Jerry Fort (1975)	218
8.	Marvin Stewart (1971)	215
	Tyronn Lue (1997)	215
10.	Jerry Fort (1974)	207

FIELD GOALS ATTEMPTED

1.	Tyronn Lue (1998)	547
2.	Jerry Fort (1975)	508
3.	Jerry Fort (1974)	484
	Jim Buchanan (1952)	484
5.	Tyronn Lue (1997)	476
6.	Eric Piatkowski (1994)	456
7.	Jaron Boone (1995)	455
8.	Jerry Fort (1976)	452
9.	Marvin Stewart (1971)	426
10.	Dave Hoppen (1985)	418

FIELD GOAL PCT. (min. 5 att./team game)

	FG-FGA	Pct.	
1.	Larry Cox (1976)	133-198	.672
2.	Dave Hoppen (1985)	270-418	.646
3.	Kimani Ffriend (2001)	144-231	.623
4.	Dave Hoppen (1986)	151-245	.616
5.	Andre Smith (1980)	237-388	.611
6.	Steffon Bradford (2001)	155-257	.603
7.	Dave Hoppen (1984)	220-367	.599
8.	Chuck Jura (1971)	181-306	.592
9.	Pete Manning (1988)	111-188	.590
10.	Andre Smith (1981)	185-314	.589

3-POINT FIELD GOALS MADE

1.	Cary Cochran (2002)	89
2.	Joe McCray (2005)	80
3.	Cary Cochran (2001)	78
	Tyronn Lue (1998)	78
5.	Jaron Boone (1995)	70
6.	Marcus Perry (2007)	67
7.	Brian Conklin (2004)	66
8.	Brian Conklin (2002)	65
9.	Eric Piatkowski (1994)	63
	Bo Spencer (2012)	63

3-POINT FIELD GOALS ATTEMPTED

1.	Joe McCray (2005)	226
2.	Tyronn Lue (1998)	209
3.	Cary Cochran (2002)	207
4.	Bo Spencer (2012)	185
5.	Jaron Boone (1995)	182
6.	Eric Piatkowski (1994)	172
7.	Jaron Boone (1996)	167
8.	Cary Cochran (2001)	165
9.	Marcus Perry (2007)	163
10.	John Robinson II (2002)	160
	Cary Cochran (2000)	160
	Erick Strickland (1995)	160

3-POINT PCT. (min. 25 made)

	3FG-Att.	Pct.	
1.	Brian Conklin (2004)	66-118	.559
2.	Cary Cochran (2001)	78-165	.473
3.	Jay-R Strowbridge (2007)	25-54	.473
4.	Clifford Scales (1991)	26-57	.456
5.	Henry T. Buchanan (1987)	28-62	.452
6.	Eshaunte Jones (2010)	40-92	.435
7.	Brian Conklin (2002)	65-150	.433
8.	Ryan Anderson (2007)	48-111	.432
9.	Cary Cochran (2002)	89-207	.430
10.	Ryan Anderson (2010)	54-126	.429

FREE THROWS MADE

1.	Jack Moore (1980)	184
2.	Dave Hoppen (1985)	164
3.	Dave Hoppen (1984)	158
4.	Aleks Maric (2007)	147
5.	Bob Gratopp (1969)	141
6.	Tom Russell (1962)	140
7.	Tony Farmer (1991)	137
8.	Aleks Maric (2008)	136
	Stuart Lantz (1968)	136
	Herschell Turner (1959)	136

FREE THROWS ATTEMPTED

1.	Kimani Ffriend (2000)	221
2.	Aleks Maric (2007)	216
3.	Kimani Ffriend (2001)	213
4.	Bill Johnson (1954)	212
5.	Jack Moore (1980)	211
6.	Dave Hoppen (1985)	210
7.	Dave Hoppen (1984)	208
8.	Aleks Maric (2008)	207
9.	Venson Hamilton (1999)	198
10.	Tony Farmer (1991)	197

FREE THROW PCT. (min. 2 att./game)

	FT-FTA	Pct.	
1.	Jack Moore (1982)	123-131	.939
2.	Cary Cochran (2002)	71-77	.9221
3.	Jack Moore (1981)	118-128	.9219
4.	Bo Spencer (2012)	92-105	.876
5.	Jack Moore (1980)	184-211	.872
6.	David Ponce (1984)	67-77	.870
7.	Nate Johnson (2004)	103-119	.866
8.	Kent Reckewey (1973)	35-41	.854
9.	Tom Baack (1966)	92-108	.852
10.	Brian Carr (1986)	79-93	.849

REBOUNDS

1.	Aleks Maric (2008)	335
	Venson Hamilton (1999)	335
3.	Venson Hamilton (1998)	315
4.	Chuck Jura (1972)	305
5.	Leroy Chalk (1971)	290
6.	Rich King (1991)	274
7.	Venson Hamilton (1997)	269
8.	Kimani Ffriend (2000)	263
9.	Aleks Maric (2007)	260
10.	Dave Hoppen (1985)	258

REBOUND AVG. (min. 175 rebounds)

	G	Reb.	Avg.	
1.	Chuck Jura (1972)	26	305	11.7
2.	Rex Ekwall (1955)	21	241	11.5
3.	Bill Johnson (1954)	21	236	11.2
4.	Leroy Chalk (1971)	26	290	11.1
5.	Rex Ekwall (1956)	21	224	10.7
6.	Aleks Maric (2008)	33	335	10.2
	Venson Hamilton (1999)	33	335	10.2
8.	Leroy Chalk (1969)	26	257	9.9
9.	Venson Hamilton (1998)	32	315	9.8
10.	Leroy Chalk (1970)	24	235	9.8

ASSISTS

1.	Brian Carr (1985)	237
2.	Brian Carr (1986)	201
3.	Charles Richardson Jr. (2007)	179
4.	Brian Carr (1987)	166
5.	Tyronn Lue (1998)	152
6.	Lance Jeter (2011)	145
	Jack Moore (1980)	145
8.	Tyronn Lue (1996)	144
	Cookie Belcher (1999)	138
10.	Tyronn Lue (1997)	136

ASSISTS PER GAME (min. 100 Assists)

	G	Assists	APG	
1.	Brian Carr (1985)	30	237	7.90
2.	Brian Carr (1986)	30	201	6.70
3.	Charles Richardson Jr. (2007)	31	179	5.77
4.	Brian Carr (1987)	33	166	5.03
5.	Tyronn Lue (1998)	32	152	4.75
6.	Jack Moore (1980)	31	145	4.68
7.	Jamar Johnson (1992)	28	130	4.64
8.	Lance Jeter (2011)	32	145	4.53
9.	Jamar Johnson (1994)	28	123	4.39
10.	Cookie Belcher (2001)	30	131	4.37

STEALS

1.	Cookie Belcher (1999)	102
2.	Erick Strickland (1995)	89
3.	Cookie Belcher (1997)	87
4.	Cookie Belcher (2001)	82
5.	Cookie Belcher (1998)	75
6.	Eric Johnson (1989)	68
7.	Venson Hamilton (1999)	67
	Brian Carr (1987)	67
9.	Clifford Scales (1991)	64
10.	Tyronn Lue (1998)	63

BLOCKED SHOTS

1.	Derrick Chandler (1992)	91
2.	Mikki Moore (1997)	88
3.	Kimani Ffriend (2000)	85
4.	Venson Hamilton (1999)	80
5.	Kimani Ffriend (2001)	74
6.	Mikki Moore (1996)	71
7.	Rich King (1991)	68
8.	Mikki Moore (1995)	67
9.	Venson Hamilton (1998)	66
10.	Wes Wilkinson (2006)	61

MINUTES PLAYED

1.	Dave Hoppen (1985)	1,155
2.	Tyronn Lue (1997)	1,150
3.	Tyronn Lue (1998)	1,149
4.	Jack Moore (1980)	1,143
5.	Andre Smith (1980)	1,141
6.	Charles Richardson Jr. (2007)	1,125
7.	Brian Carr (1985)	1,120
8.	Jaron Boone (1996)	1,105
9.	Erick Strickland (1996)	1,087
10.	Venson Hamilton (1999)	1,074

CAREER RECORDS

POINTS

1. Dave Hoppen (1983-86).....	2,167
2. Eric Piatkowski (1991-94).....	1,934
3. Jerry Fort (1973-76).....	1,882
4. Andre Smith (1978-81).....	1,717
5. Aleks Maric (2005-08).....	1,630
6. Jaron Boone (1993-96).....	1,609
7. Erick Strickland (1993-96).....	1,586
8. Tyronn Lue (1996-98).....	1,577
9. Cookie Belcher (1997-2001).....	1,552
10. Rich King (1988-91).....	1,475

SCORING AVERAGE (min. 675 Points)

	G	Pts.	Avg.
1. Dave Hoppen (1983-86).....	111	2,167	19.5
2. Jerry Fort (1973-76).....	105	1,882	17.9
3. Tom Baack (1966-68).....	75	1,299	17.3
4. Marvin Stewart (1969-71).....	75	1,138	17.2
5. Stuart Lantz (1969-71).....	75	1,269	16.9
6. Chuck Jura (1970-72).....	77	1,255	16.3
7. Tyronn Lue (1996-98).....	99	1,577	15.9
8. Eric Piatkowski (1991-94).....	123	1,934	15.7
9. Andre Smith (1978-81).....	114	1,717	15.1
10. Herschell Turner (1958-60).....	72	1,056	14.7

FIELD GOALS MADE

1. Dave Hoppen (1983-86).....	804
2. Jerry Fort (1973-76).....	777
3. Eric Piatkowski (1991-94).....	676
4. Andre Smith (1978-81).....	673
5. Aleks Maric (2005-08).....	589
6. Jaron Boone (1993-96).....	575
7. Rich King (1988-91).....	564
8. Tyronn Lue (1996-98).....	560
9. Carl McPipe (1976-79).....	546
10. Erick Strickland (1993-96).....	535

FIELD GOALS ATTEMPTED

1. Jerry Fort (1973-76).....	1,793
2. Eric Piatkowski (1991-94).....	1,436
3. Dave Hoppen (1983-86).....	1,341
4. Jaron Boone (1993-96).....	1,327
5. Tyronn Lue (1996-98).....	1,255
6. Erick Strickland (1993-96).....	1,219
7. Larry Florence (1997-2000).....	1,150
8. Andre Smith (1978-81).....	1,148
9. Tom Baack (1966-68).....	1,138
10. Carl McPipe (1976-79).....	1,126

FIELD GOAL PCT. (min. 400 att.)

	FG-FGA	Pct.
1. Larry Cox (1974-76).....	270-432	.625
2. Dave Hoppen (1983-86).....	804-1,341	.600
3. Andre Smith (1978-81).....	673-1,148	.586
4. Kimani Ffriend (2000-01).....	267-460	.580
5. Rich King (1988-91).....	564-1,000	.564
6. Bruce Chubick (1991-94).....	303-540	.561
7. Mikki Moore (1994-97).....	274-676	.553
8. Chuck Jura (1970-72).....	500-910	.549
9. Bernard Day (1985-86).....	309-567	.545
10. Pete Manning (1988-89).....	242-446	.543

3-POINT FIELD GOALS MADE

1. Cary Cochran (1999-2002).....	268
2. Eric Piatkowski (1991-94).....	202
3. Ryan Anderson (2007-10).....	185
4. Jaron Boone (1993-96).....	181
5. Erick Strickland (1993-96).....	179
6. Brian Conklin (2001-04).....	176
7. Cookie Belcher (1997-2001).....	146
8. Tyronn Lue (1996-98).....	145
9. Paul Velander (2006-09).....	128
10. Joe McCray (2005-06).....	117

3-POINT FIELD GOALS ATTEMPTED

1. Cary Cochran (1999-2002).....	630
2. Eric Piatkowski (1991-94).....	564
3. Erick Strickland (1993-96).....	512
4. Jaron Boone (1993-96).....	501
5. Ryan Anderson (2007-10).....	470
6. Cookie Belcher (1997-2001).....	450
7. Brian Conklin (2001-04).....	407
8. Tyronn Lue (1996-98).....	407
9. Joe McCray (2005-06).....	344
10. Paul Velander (2006-09).....	329

3-POINT FG PCT. (min. 100 att.)

	3FG-3PA	Pct.
1. Brian Conklin (2001-04).....	176-407	.432
2. Cary Cochran (1999-2002).....	268-630	.425
3. Jay-R Strowbridge (2007-08).....	50-122	.410
4. Clifford Scales (1988-91).....	45-110	.409
5. Henry T. Buchanan (1987-88).....	67-165	.406
6. Chris Cresswell (1990-92).....	103-261	.3946
7. Ryan Anderson (2007-10).....	185-470	.3936
8. Marcus Perry (2006-07).....	98-249	.3935
9. Eshaunte Jones (2010-2011).....	68-172	.390
10. Paul Velander (2006-09).....	128-329	.389

FREE THROWS MADE

1. Dave Hoppen (1983-86).....	559
2. Aleks Maric (2005-08).....	448
3. Jack Moore (1979-82).....	446
4. Eric Piatkowski (1991-94).....	380
5. Andre Smith (1978-81).....	371
6. Venson Hamilton (1996-99).....	360
7. Rich King (1988-91).....	345
8. Erick Strickland (1993-96).....	337
9. Jerry Fort (1973-76).....	328
10. Bob Gratopp (1968-70).....	316

FREE THROW ATTEMPTS

1. Dave Hoppen (1983-86).....	724
2. Aleks Maric (2005-08).....	679
3. Venson Hamilton (1996-99).....	590
4. Andre Smith (1978-81).....	562
5. Rich King (1988-91).....	510
6. Jack Moore (1979-82).....	495
7. Eric Piatkowski (1991-94).....	489
8. Jerry Fort (1973-76).....	486
9. Bill Johnson (1952-54).....	484
10. Herschell Turner (1958-60).....	474

FREE THROW PCT. (min. 200 att.)

	FT-FTA	Pct.
1. Jack Moore (1979-82).....	446-495	.901
2. Tom Baack (1966-68).....	247-297	.832
3. Brandon Richardson (2009-12).....	230-278	.827
4. Brian Carr (1984-87).....	230-287	.801
5. Nate Johnson (2003-04).....	186-233	.798
6. Jamar Johnson (1992-94).....	166-210	.790
7. Bob Gratopp (1968-70).....	316-400	.790
8. Tyronn Lue (1996-98).....	312-396	.788
9. Charles Richardson Jr. (2004-07).....	156-200	.780
10. Eric Piatkowski (1991-94).....	380-489	.777

REBOUNDS (since 1952)

1. Venson Hamilton (1996-99).....	1,080
2. Aleks Maric (2005-08).....	1,015
3. Leroy Chalk (1969-71).....	782
4. Dave Hoppen (1983-86).....	773
5. Rich King (1988-91).....	761
6. Andre Smith (1978-81).....	753
7. Chuck Jura (1970-72).....	740
8. Carl McPipe (1976-79).....	723
9. John Turek (2002-05).....	682
10. Rex Ekwall (1955-57).....	679

REBOUND AVG. (min. 400 rebounds)

	G	Reb.	Avg.
1. Rex Ekwall (1955-57).....	65	679	10.4
2. Leroy Chalk (1969-71).....	76	782	10.3
3. Chuck Jura (1970-72).....	77	740	9.6
4. Bill Johnson (1952-54).....	65	569	9.5
5. Tom Russell (1961-62).....	49	432	8.8
6. Herschell Turner (1958-60).....	72	626	8.7
7. Kimani Ffriend (2000-01).....	58	492	8.5
8. Aleks Maric (2005-08).....	121	1,015	8.39
9. Venson Hamilton (1996-99).....	129	1,080	8.37
10. Derrick Chandler (1992-93).....	60	490	8.2

ASSISTS (since 1974)

1. Brian Carr (1984-87).....	682
2. Cookie Belcher (1997-2001).....	477
3. Jaron Boone (1993-96).....	446
4. Tyronn Lue (1996-98).....	432
5. Erick Strickland (1993-96).....	414
6. Charles Richardson Jr. (2004-07).....	399
7. Jack Moore (1979-82).....	382
8. Jamar Johnson (1992-94).....	355
9. Clifford Scales (1988-91).....	354
10. Beau Reid (1988-91).....	344

STEALS (since 1978)

1. Cookie Belcher (1997-2001).....	353
2. Erick Strickland (1993-96).....	257
3. Venson Hamilton (1996-99).....	186
4. Clifford Scales (1988-91).....	177
5. Ryan Anderson (2007-10).....	166
6. Brian Carr (1984-87).....	159
7. Tyronn Lue (1996-98).....	154
8. Brandon Richardson (2009-12).....	145
9. Larry Florence (1997-2000).....	137
10. Jaron Boone (1993-96).....	131

BLOCKED SHOTS (since 1978)

1. Venson Hamilton (1996-99).....	241
2. Mikki Moore (1994-97).....	236
3. Rich King (1988-91).....	183
4. John Turek (2002-05).....	163
5. Kimani Ffriend (2000-01).....	159
6. Aleks Maric (2005-08).....	145
7. Derrick Chandler (1992-93).....	144
8. Wes Wilkinson (2003-06).....	113
9. Jorge Brian Diaz (2010-12).....	110
10. Cookie Belcher (1997-2001).....	83

GAMES PLAYED

1. Cookie Belcher (1997-2001).....	131
2. Venson Hamilton (1996-99).....	129
3. Sek Henry (2007-10).....	128
4. Terrance Badgett (1993-96).....	127
Erick Strickland (1993-96).....	127
Jaron Boone (1993-96).....	127
7. Andy Markowski (1996-99).....	124
Rich King (1988-91).....	124
9. Larry Florence (1997-2000).....	123
Eric Piatkowski (1991-94).....	123
Brian Carr (1984-87).....	123
Clifford Scales (1988-91).....	123

GAMES STARTED

1. Cookie Belcher (1997-2001).....	129
2. Dave Hoppen (1983-86).....	111
3. Larry Florence (1997-2000).....	105
4. Jaron Boone (1993-96).....	102
5. Ryan Anderson (2007-10).....	101
6. Sek Henry (2007-10).....	99
Aleks Maric (2005-08).....	99
8. Jake Muhleisen (2002-05).....	98
9. Jerry Fort (1973-76).....	97
10. Tyronn Lue (1996-98).....	96

SINGLE-SEASON RECORDS BY CLASS

POINTS SCORED (since 1970)

Senior

1. Eric Piatkowski (1994).....	646
2. Marvin Stewart (1971).....	556
3. Chuck Jura (1972).....	551
4. Rich King (1991).....	526
5. Aleks Maric (2008).....	519
6. Venson Hamilton (1999).....	518
7. Erick Strickland (1996).....	516
8. Jerry Fort (1976).....	513
9. Cookie Belcher (2001).....	492
10. Andre Smith (1981).....	475

Junior

1. Dave Hoppen (1985).....	704
2. Tyronn Lue (1998).....	678
3. Andre Smith (1980).....	600
4. Jaron Boone (1995).....	559
5. Aleks Maric (2007).....	556
6. Jerry Fort (1975).....	525
7. Erick Strickland (1995).....	505
8. Eric Piatkowski (1993).....	502
9. Carl Hayes (1991).....	469
10. Chuck Jura (1971).....	455

Sophomore

1. Tyronn Lue (1997).....	603
2. Dave Hoppen (1984).....	598
3. Jerry Fort (1974).....	468
4. Jack Moore (1980).....	458
5. Carl McPipe (1977).....	440
6. Eric Piatkowski (1992).....	414
7. Brian Banks (1977).....	386
8. Beau Reid (1989).....	382
9. Jaron Boone (1984).....	366
10. Andre Smith (1979).....	364

Freshman

1. Dave Hoppen (1983).....	445
2. Joe McCray (2005).....	432
3. Jerry Fort (1973).....	376
4. Eric Piatkowski (1991).....	372
5. Jake Muhleisen (2002).....	328
6. Cookie Belcher (1997).....	305
7. Tyronn Lue (1996).....	296
8. Jorge Brian Diaz (2010).....	291
9. Jamel White (2006).....	287
10. Ryan Anderson (2007).....	283

SCORING AVERAGE (since 1970)

Senior

1. Dave Hoppen (1986).....	22.1
2. Eric Piatkowski (1994).....	21.5
3. Marvin Stewart (1971).....	21.4
4. Chuck Jura (1972).....	21.2
5. Jerry Fort (1976).....	19.0
6. Andre Smith (1981).....	18.3
7. Cookie Belcher (2001).....	16.4
8. Aleks Maric (2008).....	15.7
9. Venson Hamilton (1999).....	15.7
10. Rich King (1991).....	15.5

Junior

1. Dave Hoppen (1985).....	23.5
2. Tyronn Lue (1998).....	21.2
3. Jerry Fort (1975).....	20.2
4. Andre Smith (1980).....	19.4
5. Tyronn Lue (1997).....	18.8
6. Aleks Maric (2007).....	18.5
7. Jaron Boone (1995).....	17.5
8. Chuck Jura (1971).....	17.5
9. Eric Piatkowski (1993).....	16.7
10. Erick Strickland (1995).....	16.3

Sophomore

1. Dave Hoppen (1984).....	19.9
2. Tyronn Lue (1997).....	18.8
3. Jerry Fort (1974).....	18.0
4. Carl McPipe (1977).....	15.2
5. Jack Moore (1980).....	14.8
6. Eric Piatkowski (1992).....	14.3
7. Andre Smith (1979).....	13.5
8. Brian Banks (1977).....	13.3
9. Jaron Boone (1994).....	12.2
10. Carl Hayes (1990).....	12.1

Freshman

1. Joe McCray (2005).....	15.5
2. Jerry Fort (1973).....	14.5
3. Dave Hoppen (1983).....	13.9
4. Jake Muhleisen (2002).....	11.7
5. Eric Piatkowski (1991).....	10.9
6. Ryan Anderson (2007).....	10.1
7. Andre Smith (1978).....	9.3
8. Cookie Belcher (1997).....	9.2
9. Ron Taylor (1974).....	8.83
10. Jorge Brian Diaz (2010).....	8.82

FIELD GOALS MADE (since 1970)

Senior

1. Eric Piatkowski (1994).....	226
2. Chuck Jura (1972).....	220
3. Marvin Stewart (1971).....	215
4. Rich King (1991).....	202
5. Jerry Fort (1976).....	201
6. Aleks Maric (2008).....	191
7. Venson Hamilton (1999).....	194
8. Andre Smith (1981).....	185
9. Stan Cloudy (1984).....	178
10. Cookie Belcher (2001).....	177

Junior

1. Dave Hoppen (1985).....	270
2. Tyronn Lue (1998).....	240
3. Andre Smith (1980).....	237
4. Jerry Fort (1975).....	218
5. Aleks Maric (2007).....	203
6. Jaron Boone (1995).....	199
7. Carl Hayes (1991).....	192
8. Carl McPipe (1978).....	190
9. Chuck Jura (1971).....	181
10. Eric Piatkowski (1993).....	178

Sophomore

1. Dave Hoppen (1984).....	220
2. Tyronn Lue (1997).....	215
3. Jerry Fort (1974).....	207
4. Carl McPipe (1977).....	183
5. Brian Banks (1977).....	160
6. Jorge Brian Diaz (2011).....	150
7. Andre Smith (1979).....	146
8. Eric Piatkowski (1992).....	144
9. Jaron Boone (1994).....	138
10. Jack Moore (1980).....	137

Freshman

1. Dave Hoppen (1983).....	163
2. Jerry Fort (1973).....	151
3. Joe McCray (2005).....	143
4. Jorge Brian Diaz (2010).....	133
5. Cookie Belcher (1997).....	117
6. Jake Muhleisen (2002).....	115
7. Tyronn Lue (1996).....	105
8. Andre Smith (1978).....	105
9. Ryan Anderson (2007).....	103
10. Larry Florence (1997).....	92

3-POINTERS MADE (since 1987)

Senior

1. Cary Cochran (2002).....	89
2. Marcus Perry (2007).....	67
3. Brian Conklin (2004).....	66
4. Bo Spencer (2012).....	63
5. Eric Piatkowski (1994).....	63
6. Wes Wilkinson (2006).....	62
7. Paul Velander (2009).....	60
8. Jaron Boone (1996).....	59
9. Chris Cresswell (1992).....	59
10. Brian Carr (1987).....	58

Junior

1. Cary Cochran (2001).....	78
2. Tyronn Lue (1998).....	78
3. Jaron Boone (1995).....	70
4. Ray Richardson (1989).....	57
5. Erick Strickland (1995).....	54
6. Danny Walker (2000).....	53
7. Andrew Drevo (2003).....	48
8. Eric Piatkowski (1993).....	48
9. Cookie Belcher (1999).....	39
10. Dylan Talley (2012).....	38
11. Troy Piatkowski (1998).....	38



Jerry Fort held the Husker freshman scoring average record from 1973 until 2005 when Joe McCray bettered his mark by nearly 1.0 point per game.

Sophomore

1. Brian Conklin (2002).....	65
2. Cary Cochran (2000).....	62
3. Ryan Anderson (2008).....	50
4. Tyronn Lue (1997).....	47
Eric Piatkowski (1992).....	47
6. Erick Strickland (1994).....	41
7. Jamar Johnson (1992).....	39
8. Joe McCray (2006).....	37
Chris Cresswell (1990).....	37
10. Jaron Boone (1994).....	35

Freshman

1. Joe McCray (2005).....	80
2. Ryan Anderson (2007).....	48
3. Jamel White (2006).....	44
Eric Piatkowski (1991).....	44
5. Eshaunte Jones (2010).....	40
6. Cary Cochran (1999).....	39
7. Jake Muhleisen (2002).....	35
8. Erick Strickland (1993).....	32
9. Cookie Belcher (1997).....	30
10. Marcus Walker (2006).....	26
Beau Reid (1988).....	26

REBOUNDS (since 1969)

Senior

1. Aleks Maric (2008).....	335
Venson Hamilton (1999).....	335
3. Chuck Jura (1972).....	305
4. Leroy Chalk (1971).....	290
5. Rich King (1991).....	274
6. Derrick Chandler (1993).....	252
7. Mikki Moore (1997).....	245
8. Steffon Bradford (2001).....	244
9. Jason Dourisseau (2006).....	240
10. Kimani Ffriend (2001).....	229

Junior

1. Venson Hamilton (1998).....	315
2. Kimani Ffriend (2000).....	263
3. Aleks Maric (2007).....	260
4. Dave Hoppen (1985).....	258
5. Tony Farmer (1991).....	251
Andre Smith (1980).....	251
7. Steffon Bradford (2000).....	243
Chuck Jura (1971).....	243
9. Derrick Chandler (1992).....	238
10. Leroy Chalk (1970).....	235

Sophomore

1. Venson Hamilton (1997).....	269
2. Leroy Chalk (1969).....	257
3. Aleks Maric (2006).....	251
4. Carl McPipe (1977).....	241
5. Bob Siegel (1975).....	227
6. Dave Hoppen (1984).....	207
7. Mikki Moore (1995).....	198
8. John Turek (2003).....	197
9. Rich King (1989).....	195
10. Chuck Jura (1970).....	192

Freshman

1. Aleks Maric (2005).....	169
2. John Turek (2002).....	162
3. Venson Hamilton (1996).....	161
Dave Hoppen (1983).....	161
5. Andre Smith (1978).....	144
6. Joe McCray (2005).....	140
7. Jorge Brian Diaz (2010).....	133
8. Ryan Anderson (2007).....	129
9. Cookie Belcher (1997).....	126
10. Eric Piatkowski (1991).....	125

ASSISTS (since 1974)

Senior

1. Charles Richardson Jr. (2007).....	179
2. Brian Carr (1987).....	166
3. Lance Jeter (2011).....	145
4. Eric Johnson (1989).....	135
5. Jaron Boone (1996).....	134
6. Cookie Belcher (2001).....	131
7. Beau Reid (1991).....	130
8. David Ponce (1984).....	124
9. Jamar Johnson (1994).....	123
10. Erick Strickland (1996).....	119
Allen Holder (1977).....	119

Junior

1. Brian Carr (1996).....	201
2. Tyronn Lue (1998).....	152
3. Cookie Belcher (1999).....	138
4. Lance Jeter (2010).....	134
5. Erick Strickland (1995).....	133
6. Tom Wald (1995).....	128
7. Jaron Boone (1995).....	116
8. Eric Johnson (1988).....	112
9. Clifford Scales (1990).....	110
10. Jack Moore (1981).....	108

Sophomore

1. Brian Carr (1985).....	237
2. Jack Moore (1980).....	145
3. Tyronn Lue (1997).....	136
4. Beau Reid (1989).....	135
5. Jamar Johnson (1992).....	130
6. Cookie Belcher (1998).....	124
7. Cookie Miller (2009).....	109
Jaron Boone (1994).....	109
9. Eric Piatkowski (1992).....	97
10. Erick Strickland (1994).....	96
Brian Banks (1977).....	96

Freshman

1. Tyronn Lue (1996).....	144
2. Cookie Miller (2008).....	109
3. Jake Muhleisen (2002).....	105
4. Jaron Boone (1993).....	87
5. Brian Carr (1984).....	78
6. Marcus Walker (2006).....	74
7. Cookie Belcher (1997).....	68
Eric Piatkowski (1991).....	68
9. Charles Richardson Jr. (2004).....	66
Erick Strickland (1993).....	66

STEALS (since 1978)

Senior

1. Cookie Belcher (2001).....	82
2. Eric Johnson (1989).....	68
3. Venson Hamilton (1999).....	67
Brian Carr (1987).....	67
5. Clifford Scales (1991).....	64
6. Erick Strickland (1996).....	61
7. Lance Jeter (2011).....	57
8. Charles Richardson Jr. (2007).....	56
9. Brandon Richardson (2012).....	54
10. Ryan Anderson (2010).....	53

Junior

1. Cookie Belcher (1999).....	102
2. Erick Strickland (1995).....	89
3. Tyronn Lue (1998).....	63
4. Eric Johnson (1988).....	60
5. Carl Hayes (1991).....	54
6. Venson Hamilton (1998).....	53
7. Jamar Johnson (1993).....	52
8. Brennon Clemmons (2002).....	48
9. Stan Cloudy (1983).....	45
10. Andy Markowski (1998).....	44
Clifford Scales (1990).....	44

Sophomore

1. Cookie Belcher (1998).....	75
2. Erick Strickland (1994).....	60
3. Ryan Anderson (2008).....	47
4. Venson Hamilton (1997).....	46
5. Cookie Miller (2009).....	45
6. Jack Moore (1980).....	42
7. Tyronn Lue (1997).....	41
8. Brian Carr (1985).....	40
9. Jamar Johnson (1992).....	38
Carl Hayes (1990).....	38

Freshman

1. Cookie Belcher (1997).....	87
2. Cookie Miller (2008).....	57
3. Tyronn Lue (1996).....	50
4. Erick Strickland (1993).....	47
5. Joe McCray (2005).....	32
Clifford Scales (1988).....	32
7. Jake Muhleisen (2002).....	28
8. Jaron Boone (1993).....	26
9. Brandon Richardson (2009).....	25
Ryan Anderson (2007).....	25

BLOCKED SHOTS (since 1978)

Senior

1. Mikki Moore (1997).....	88
2. Venson Hamilton (1999).....	80
3. Kimani Ffriend (2001).....	74
4. Rich King (1991).....	68
5. Wes Wilkinson (2006).....	61
6. Aleks Maric (2008).....	57
7. Derrick Chandler (1993).....	53
8. John Turek (2005).....	35
9. Carl McPipe (1979).....	30
10. Andrew Drevo (2004).....	22

Junior

1. Derrick Chandler (1992).....	91
2. Kimani Ffriend (2000).....	85
3. Mikki Moore (1996).....	71
4. Venson Hamilton (1998).....	66
5. Rich King (1990).....	45
6. Andre Almeida (2011).....	39
John Turek (2004).....	37
8. Aleks Maric (2007).....	33
Wes Wilkinson (2005).....	33
10. Jorge Brian Diaz (2012).....	31

Sophomore

1. Mikki Moore (1995).....	67
2. Venson Hamilton (1997).....	56
3. John Turek (2003).....	52
4. Rich King (1989).....	50
5. Aleks Maric (2006).....	39
6. Jorge Brian Diaz (2011).....	38
7. Terrance Badgett (1994).....	26
8. Louis Truscott (2000).....	24
9. Bruce Chubick (1992).....	23
10. Carl Hayes (1990).....	21

Freshman

1. Jorge Brian Diaz (2010).....	41
2. John Turek (2002).....	39
Venson Hamilton (1996).....	39
4. Cookie Belcher (1997).....	20
Rich King (1988).....	20
6. Brant Harriman (1988).....	19
Dave Hoppen (1983).....	19
8. Toney McCray (2009).....	18
Eric Piatkowski (1991).....	18
10. Aleks Maric (2005).....	16

TEAM SEASON AND GAME TOP-10 LISTS

VICTORIES

1. 1991.....	26
2. 1983.....	22
1978.....	22
1920.....	22
5. 1996.....	21
1987.....	21
7. 2008.....	20
1999.....	20
1998.....	20
1966.....	20
1994.....	20
1993.....	20

LOSSES

1. 1963.....	19
2000.....	19
2003.....	19
4. 1964.....	18
1988.....	18
1990.....	18
2010.....	18
2012.....	18
9. 1932.....	17
1945.....	17
1952.....	17
1960.....	17
1973.....	17

SCORING AVERAGE

1. 1991.....	87.6
2. 1994.....	87.3
3. 1990.....	80.7
4. 1992.....	80.5
1993.....	80.5
6. 1996.....	80.2
7. 1967.....	78.9
8. 1995.....	78.4
9. 1968.....	78.2
10. 1966.....	77.2

FIELD GOALS MADE

1. 1991.....	1,081
2. 1996.....	1,007
3. 1994.....	956
4. 1989.....	936
5. 1993.....	908
6. 1995.....	907
7. 1987.....	904
8. 1997.....	895
9. 1985.....	873
10. 1998.....	867

FIELD GOALS ATTEMPTED

1. 1991.....	2,185
2. 1996.....	2,089
3. 1989.....	1,991
4. 1994.....	1,978
5. 1993.....	1,975
6. 1995.....	1,947
7. 1998.....	1,938
8. 1987.....	1,933
9. 1997.....	1,927
10. 1992.....	1,826

FIELD GOAL PERCENTAGE

1. 1984.....	514
2. 1983.....	513
3. 1985.....	512
4. 1986.....	511
5. 1980.....	508
6. 1971.....	505
7. 1991.....	495
8. 1981.....	490
9. 1978.....	489
10. 2001.....	487

3-POINT FG MADE

1. 2002.....	267
2. 2007.....	244
3. 2006.....	221
4. 2010.....	217
5. 2004.....	210
6. 2009.....	206
7. 2012.....	194
1994.....	194
9. 2008.....	190
10. 2001.....	184

3-POINT FG ATTEMPTED

1. 2002.....	729
2. 2007.....	650
3. 2006.....	637
4. 2012.....	599
5. 2009.....	571
6. 1994.....	564
7. 2008.....	555
9. 2005.....	550
9. 2010.....	547
10. 2004.....	540

3-POINT FG PERCENTAGE

1. 2010.....	.397
2. 2004.....	.389
3. 2001.....	.383
4. 2007.....	.375
5. 1992.....	.374
6. 1987.....	.369
7. 2002.....	.366
8. 1989.....	.364
9. 2009.....	.361
10. 1988.....	.358

FREE THROWS MADE

1. 1991.....	690
2. 1996.....	618
3. 1987.....	544
4. 1989.....	541
5. 1969.....	527
6. 1993.....	523
1995.....	523
8. 1994.....	514
9. 1953.....	510
10. 2006.....	508

FREE THROWS ATTEMPTED

1. 1991.....	981
2. 1996.....	897
3. 1989.....	808
4. 1953.....	795
5. 1987.....	778
6. 1954.....	772
7. 1995.....	766
8. 1993.....	765
9. 2006.....	758
10. 1997.....	752

FREE THROW PERCENTAGE

1. 2012.....	.766
2. 1968.....	.765
3. 1981.....	.750
4. 1980.....	.749
5. 1994.....	.745
6. 1986.....	.743
7. 1982.....	.741
8. 1967.....	.727
9. 1976.....	.724
10. 1985.....	.720

REBOUNDS

1. 1991.....	1,454
2. 1996.....	1,353
3. 1994.....	1,320
4. 1992.....	1,305
5. 1997.....	1,295
6. 1989.....	1,292
7. 1993.....	1,283
8. 2006.....	1,277
9. 1998.....	1,263
10. 2000.....	1,217

REBOUND AVERAGE

1. 1961.....	48.8
1960.....	48.8
3. 1962.....	45.1
4. 1992.....	45.0
5. 1959.....	44.9
6. 1963.....	44.0
7. 1974.....	43.4
8. 1991.....	42.8
9. 1964.....	42.5
10. 1966.....	42.4

ASSISTS (since 1974)

1. 1991.....	696
2. 1985.....	615
3. 1996.....	608
4. 1989.....	592
5. 1994.....	581
6. 1995.....	572
7. 1986.....	558
8. 1983.....	555
9. 1993.....	540
1992.....	540

FEWEST TURNOVERS (since 1977)

1. 1982.....	302
2. 2002.....	317
3. 1981.....	318
4. 1985.....	339
5. 1986.....	341

MOST TURNOVERS (since 1977)

1. 1996.....	627
2. 1991.....	610
3. 1999.....	597
4. 1997.....	585
5. 1989.....	580

BLOCKED SHOTS (since 1978)

1. 1997.....	202
2. 1996.....	185
3. 1992.....	169
4. 1991.....	165
5. 1999.....	158
6. 1998.....	156
7. 1995.....	151
8. 2000.....	145
9. 1993.....	131
10. 2006.....	130

STEALS (since 1978)

1. 1999.....	359
2. 1998.....	319
3. 1991.....	315
4. 1995.....	299
5. 1997.....	298
6. 1996.....	292
7. 2008.....	277
8. 1988.....	274
9. 1994.....	267
10. 2009.....	265



Cary Cochran helped the Huskers set the school record with 267 3-pointers as a team during the 2001-02 season.

FEWEST POINTS ALLOWED, SEASON

1. 1950.....	1,233
2. 1949.....	1,322
3. 1951.....	1,345
4. 1948.....	1,356
5. 1953.....	1,432
6. 1958.....	1,478
7. 1959.....	1,504
8. 1955.....	1,508
9. 1960.....	1,516
10. 1957.....	1,519

FEWEST POINTS ALLOWED PER GAME

1. 1949.....	50.8
2. 1950.....	53.6
3. 1982.....	55.3
4. 1948.....	56.5
5. 1951.....	58.5
6. 1959.....	60.2
7. 2009.....	60.4
8. 2011.....	60.5
9. 2008.....	60.7
10. 1983.....	60.9

FEWEST POINTS ALLOWED, SINGLE GAME (since 1947)

1. 26 vs. Bethune-Cookman, Dec. 20, 2003 (NU 70)
2. 28 vs. North Carolina Central, Dec. 22, 2007 (71)
3. 32 vs. South Dakota, Dec. 3, 1949 (61)
4. 34 vs. Morgan State, Dec. 6, 2004 (64)
- 34 vs. Kansas, Jan. 8, 1949 (52)
6. 37 vs. Savannah State, Dec. 11, 2007 (82)
7. 38 vs. South Dakota, Dec. 16, 1947 (65)
- 38 vs. Santa Clara, Dec. 12, 1950 (53)
- 38 vs. Kansas, Feb. 11, 1961 (33)
10. 39 vs. Grambling, Dec. 21, 2010
- 39 at San Jose State, Dec. 29, 1947 (38)
- 39 vs. Northwest Missouri State, Dec. 1, 1948 (59)
- 39 at Kansas, Feb. 11, 1961 (33)
- 39 vs. Northwest Missouri State, Dec. 8, 1949 (58)
- 39 vs. Northwest Missouri State, Dec. 4, 1950 (61)
- 39 vs. Air Force, Dec. 8, 1962 (43)
- 39 vs. Delaware State, Dec. 8, 2003 (68)
- 39 vs. Chicago State, Dec. 10, 2009 (74)

MOST POINTS ALLOWED, SEASON

1. 1991.....	2,977
2. 1996.....	2,643
3. 1988.....	2,578
4. 1987.....	2,454
5. 1994.....	2,419

MOST POINTS ALLOWED PER GAME

1. 1990.....	86.1
2. 1994.....	80.6
3. 1991.....	78.2
4. 1989.....	78.1
5. 1967.....	77.6

FEWEST POINTS BY NU, SINGLE GAME

(since 1947)

1. 28 at Kansas State (53), March 1, 1949
2. 33 vs. Kansas (38), Feb. 11, 1961
3. 34 vs. Kansas State (48), Dec. 27, 1948
- 34 at Michigan State (62), Feb. 25, 2012
5. 35 vs. Oklahoma State (52), March 16, 1949 (NCAA Playoff)
6. 36 at Kansas (49), Feb. 11, 1950
- 36 at Kansas State (71), Jan. 12, 1952
8. 38 at San Jose State (39), Dec. 29, 1947
9. 39 at Oklahoma (66), Feb. 10, 1958
- 39 at Oklahoma State (54), Feb. 7, 1959
- 39 vs. Kansas (45), Feb. 23, 1963
- 39 vs. Kansas State (41), March 7, 1984 (B8T)
- 39 vs. Kansas (92), Feb. 17, 2007
- 39 vs. Oklahoma State (54), March 8, 2007 (B12T)

MOST POINTS, BOTH TEAMS

1. 230 at Oklahoma 133, Nebraska 97, Feb. 21, 1987
- 230 Nebraska 117, Oklahoma 113, March 8, 1991 (B8T, OT)
3. 226 at Oklahoma 115, Nebraska 111, Feb. 14, 1994 (OT)
4. 220 Nebraska 114, Oregon 106, Nov. 25, 1995 (OT)
5. 217 at Oklahoma 117, Nebraska 100, Jan. 13, 1996 (3OT)
6. 213 Northern Iowa 109, Nebraska 104, Dec. 16, 1995
7. 211 at Nebraska 116, Texas-Arlington 95, Dec. 21, 1992
8. 210 Nebraska 111, at Oklahoma 99, Jan. 26, 1991
- 210 at California-Irvine 109, Nebraska 101, Nov. 28, 1986
10. 207 Marshall 119, Nebraska 88, March 13, 1967 (NIT)
- 207 Nebraska 106, at Southern Utah 101, Nov. 30, 1991

FEWEST POINTS, BOTH TEAMS

1. 71 Kansas 38, at Nebraska 33, Feb. 11, 1961
2. 77 at San Jose State 39, Nebraska 38, Dec. 29, 1947
3. 80 Kansas State 41, at Nebraska 39, March 7, 1984 (B8T)
4. 81 at Kansas State 53, Nebraska 28, March 1, 1949
5. 82 Kansas State 48, Nebraska 34, Dec. 27, 1948 (KC,B7HT)
- 82 at Nebraska 43, Air Force 39, Dec. 8, 1962
7. 84 at Nebraska 43, Kansas 41, Feb. 22, 1958
- 84 Kansas 45, at Nebraska 39, Feb. 23, 1963
9. 85 Nebraska 44, at Iowa State 41, Feb. 19, 1949
- 85 at Kansas 49, Nebraska 36, Feb. 11, 1950

100-POINT HUSKER GAMES

1. 117 vs. Harvard (79), Dec. 1, 1989
- 117 vs. Oklahoma (113), March 8, 1991 (B8T, OT)
3. 116 vs. Nevada (71), Dec. 14, 1970
- 116 vs. Texas-Arlington (95), Dec. 21, 1992
5. 114 vs. Oregon (106), Nov. 25, 1995 (OT)
6. 113 vs. Augustana, S.D. (69), Nov. 26, 1983
- 113 vs. Tennessee Tech (92), Dec. 14, 1990
8. 111 vs. Cal State Fullerton (74), Dec. 4, 1967
- 111 at Oklahoma (99), Jan. 26, 1991
- 111 vs. Portland (85), Dec. 4, 1993
- *111 at Oklahoma (115), Feb. 14, 1994 (OT)
12. 110 vs. Oklahoma (90), Jan. 27, 1968

13. 108 vs. Appalachian State (71), Dec. 31, 1994
- 108 vs. Colgate (76), Dec. 4, 1992
15. 107 vs. Saint Louis (79), Nov. 23, 1990
- 107 vs. North Carolina A&T (57), Dec. 19, 2005
17. 106 at Southern Utah (101), Nov. 30, 1991
- 106 vs. Colorado (67), Jan. 8, 1994
19. 105 vs. Eastern Washington (71), Jan. 14, 1984
- 105 vs. Northwest Missouri St. (64), Jan. 5, 1987
- 105 vs. Toledo (68), Dec. 8, 1990
- 105 vs. Oklahoma (93), Feb. 16, 1991
- 105 vs. Oklahoma (88), March 11, 1994 (B8T)
24. 104 vs. Montana State (60), Dec. 23, 1978
- 104 vs. Pepperdine (100), Dec. 2, 1989
- 104 vs. Northern Iowa (109), Dec. 16, 1995
27. 102 vs. Eastern Washington (67), Dec. 21, 1991
- 102 vs. Iowa State (86), Feb. 12, 1994
29. 101 at Wisconsin (88), Dec. 1, 1965
- 101 vs. South Dakota (69), Dec. 1, 1984
- 101 at California-Irvine (109), Nov. 28, 1986
- 101 vs. Northeastern Illinois (60), Dec. 21, 1994
33. 100 vs. Washington State (75), Dec. 12, 1966
- 100 vs. South Dakota State (83), Nov. 30, 1979
- 100 vs. Illinois (73), Nov. 24, 1990
- 100 vs. Creighton (83), Dec. 10, 1992
- 100 vs. Southern Utah (85), Jan. 5, 1993
- 100 at Colorado (86), Feb. 8, 1995
- 100 at Oklahoma (117), Jan. 13, 1996 (3OT)

Note: Nebraska is 35-4 when it has scored 100 or more points. *Most points scored in loss

100-POINT GAMES AGAINST NU

1. 133 at Oklahoma, Feb. 21, 1987 (NU 97)
2. 119 by Marshall, March 13, 1967 (88, NIT)
3. 117 at Oklahoma, Jan. 13, 1996 (100, 3OT)
4. 115 at Oklahoma, Feb. 14, 1994 (111, OT)
5. 114 at Kansas State, Jan. 10, 1987 (82)
- 114 at Iowa State, Jan. 28, 1988 (76)
7. 113 at Oklahoma, March 5, 1988 (93)
- 113 by Oklahoma, March 8, 1991 (117, B8T, OT)##
9. 112 at Houston, Dec. 12, 1969 (82)
10. *111 by Missouri, Jan. 13, 1990 (95)
11. 110 at Kansas, Feb. 26, 1966 (73)
12. 109 at California-Irvine, Nov. 28, 1986 (101)
- 109 by SW Louisiana, Dec. 29, 1992 (80)
- 109 by Northern Iowa, Dec. 16, 1995 (104)
15. 108 at Kansas State, March 10, 1953 (80)
16. 107 at Missouri, Feb. 10, 1990 (85)
- 107 by Oklahoma, March 13, 1992 (85, B8T)
18. 106 at Oklahoma, March 7, 1992 (97)
- 106 by Oregon, Nov. 25, 1995 (114, OT)##
20. 105 at Oklahoma, Jan. 31, 1990 (64)
- 105 at Texas, Jan. 21, 1998 (91)
22. 103 at Ohio State, Dec. 14, 1988 (76)
- 103 at Oklahoma, March 4, 1989 (76)
- 103 vs. Oklahoma State, Feb. 14, 1990 (84)
- 103 at Kansas, Jan. 25, 1992 (78)
26. 102 at Kansas, Feb. 8, 1958 (46)
- 102 at Wyoming, Dec. 7, 1966 (98)
- 102 at Oklahoma, Jan. 14, 1993 (89)
- 102 at Texas, Jan. 4, 1995 (74)
30. 101 at Iowa State, Feb. 24, 1990 (85)
- 101 at Michigan State, Dec. 4, 1991 (78)
- 101 at Southern Utah, Nov. 30, 1992 (106)##
- 101 at Texas Christian, March 15, 1999 (89)
34. 100 vs. Kansas State, Dec. 26, 1963 (78)
- 100 at Kansas, Feb. 17, 1970 (87)
- 100 vs. Pepperdine, Dec. 2, 1989 (104)##

Note: Nebraska is 4-32 when allowing 100 or more points, (wins indicated with ##). *Most points scored against NU in Lincoln.

LARGEST VICTORY MARGIN

No.	Margin	Score	H/A	Opponent	Season
1.	74	82-8	A	Crete	1906-07
2.	57	97-40	H	Arkansas-Pine Bluff	2004-05
3.	54	57-3	H	Doane	1899-1900
	54	57-3	A	Nebraska Wesleyan	1898-99
5.	52	98-46	H	Southwest Missouri State	1982-83
	52	62-10	H	Morningside	1911-12
7.	50	107-57	H	North Carolina A&T	2005-06
	50	93-43	H	Missouri Western State	1982-83
9.	49	91-42	H	Sam Houston State	1991-92
	49	63-14	H	Nebraska Wesleyan	1901-02
11.	47	88-41	H	Delaware State	1995-96
12.	45	82-37	H	Savannah State	2007-08
	45	116-71	H	Nevada	1970-71
	45	56-11	H	Cotner	1913-14
	45	57-12	H	Brown College "B"	1905-06
	45	52-7	H	Doane	1898-99

Note: Nebraska's largest margin of victory over a conference opponent was 40 points vs. Kansas, March 2, 1901 (48-8).

LARGEST LOSING MARGIN

No.	Margin	Score	Opponent	Season
1.	56	46-102	at Kansas	1957-58
2.	53	39-92	at Kansas	2006-07
3.	44	29-73	at Haskell Institute	1901-02
4.	43	9-52	at Minnesota	1901-02
5.	42	54-96	at Kansas	2005-06
	42	27-69	at Illinois	1942-43
	42	30-72	at Kansas	1945-46
	42	47-89	vs. Colorado (at K.C.)	1954-55
9.	41	64-105	at Oklahoma	1989-90
10.	40	51-91	at Texas	2009-10
	40	15-55	at DePaul	1943-44
	40	53-93	at Oklahoma State	1994-95
13.	39	4-43	at Wisconsin	1907-08
	39	16-55	at Missouri	1921-22
	39	54-93	at Oklahoma State	1964-65
	39	55-94	at Oklahoma State	1999-2000
	39	57-96	at Kansas	2001-02

LARGEST VICTORY MARGIN AT DEVANEY CENTER

No.	Margin	Score	Opponent	Season
1.	57	97-40	Arkansas-Pine Bluff	2004-05
2.	52	98-46	Southwest Missouri State	1982-83
3.	50	107-57	North Carolina A&T	2005-06
	50	93-43	Missouri Western State	1982-83
5.	49	91-42	Sam Houston State	1991-92
6.	47	88-41	Delaware State	1995-96
7.	45	82-37	Savannah State	2007-08
8.	44	104-60	Montana State	1977-78
	44	113-69	Augustana (S.D.)	1983-84
	44	70-26	Delaware State	2003-04
11.	43	83-40	Arkansas-Pine Bluff	2010-11
	43	71-28	North Carolina Central	2007-08
	43	99-56	Northeast Missouri State	1985-86
14.	42	94-52	Delaware State	1994-95
15.	41	105-64	Northwest Missouri State	1986-87
	41	96-55	Morehead State	1994-95
	41	101-60	Northeastern Illinois	1994-95
18.	40	79-39	Grambling	2010-11
	40	86-46	Creighton	1981-82
	40	86-46	The Citadel	1992-93

HUSKER WINNING STREAKS

No.	Season	Win Streak*	Date Started	Date Ended
1.	1990-91	14 games	11-28-90	1-22-91
	1911-12/12-13	14 games	1-27-12	1-25-13
3.	1919-20/20-21	13 games	2-6-20	1-3-21
	1897-98/1900-01	13 games	2-22-1898	1901**
5.	1912-13	12 games	1-31-13	3-12-13
6.	2010-11	11 games	11-20-10	1-12-11
	1993-94	11 games	12-3-93	1-19-94
	1905-06/06-07	11 games	2-25-06	2-15-07
9.	1994-95	10 games	11-27-94	1-4-95
	1977-78	10 games	12-2-77	12-29-77

**Dates unavailable

Consecutive Conference Victories:

29, all eight in 1911-12, all 10 in 1912-13, all seven in 1913-14, first four in 1914-15 (ended at Kansas, 43-18, Jan. 22, 1915)

Consecutive Home Victories:

20, all 11 games in 1965-66, first nine games in 1966-67 (ended by Kansas, 64-57, March 4, 1967)

Consecutive Home Conference Victories:

15, all four games in 1911-12, all five games in 1912-13, all four games in 1913-14, first two games in 1914-15 (ended by Drake, 20-19, Feb. 19, 1915)

Consecutive Losses:

13, final six games of 1931-32, first seven games of 1932-33 (ended vs. Kansas State, 31-25, Jan. 14, 1933)

Consecutive Conference Losses:

12, last six in 1943-44, first six in 1944-45 (ended vs. Kansas, 59-45, Feb. 10, 1945)

Consecutive Home Losses:

7, games five through 11 in 1962-63 (ended vs. Oklahoma State, 49-48, Feb. 25, 1963)

Consecutive Home Conference Losses:

9, last four games of 1961-62, first five games of 1962-63 (ended vs. Oklahoma State, 49-48, Feb. 25, 1963)



Derrick Chandler blocked 144 shots during his two-year career. He holds the Nebraska single-season blocked shots record with 91 rejections in 1991-92.

STATISTICAL LEADERS SINCE 1947

POINTS SCORED

Year	Leader	G	Pts.	PPG
2012	Bo Spencer, Sr., G	30	461	15.4
2011	Lance Jeter, Sr., G	32	373	11.7
2010	Ryan Anderson, Sr., G	31	351	11.3
2009	Ade Dagunduro, Sr., G	31	398	12.8
2008	Aleks Maric, Sr., C	33	519	15.7
2007	Aleks Maric, Jr., C	30	556	18.5
2006	Wes Wilkinson, Sr., F	32	382	11.9
2005	Joe McCray, Fr., G	28	433	15.5
2004	Nate Johnson, Sr., G	30	389	13.0
2003	Andrew Drevo, Jr., F	29	402	13.9
2002	Cary Cochran, Sr., G	28	392	14.0
2001	Cookie Belcher, Sr., G	30	492	16.4
2000	Larry Florence, Sr., F	30	389	13.0
1999	Venson Hamilton, Sr., C	33	518	15.7
1998	Tyronn Lue, Jr., G	32	678	21.2
1997	Tyronn Lue, So., G	32	603	18.8
1996	Erick Strickland, Sr., G	35	516	14.7
1995	Jaron Boone, Jr., G	32	559	17.5
1994	Eric Piatkowski, Sr., F	30	646	21.5
1993	Eric Piatkowski, Jr., F	30	502	16.7
1992	Eric Piatkowski, So., F	29	414	14.3
1991	Rich King, Sr., C	34	526	15.5
1990	Rich King, Jr., C	28	450	16.1
1989	Beau Reid, So., F	32	382	11.9
1988	Derrick Vick, Sr., F	31	348	11.2
1987	Bernard Day, Sr., F	33	410	12.4
1986	Dave Hoppen, Sr., C	19	420	22.1
1985	Dave Hoppen, Jr., C	30	704	23.5
1984	Dave Hoppen, So., C	30	598	19.9
1983	Dave Hoppen, Fr., C	32	445	13.9
1982	Jack Moore, Sr., G	27	343	12.7
1981	Andre Smith, Sr., C	26	475	18.3
1980	Andre Smith, Jr., C	31	600	19.4
1979	Andre Smith, So., C	27	364	13.5
1978	Carl McPipe, Jr., C	29	445	15.3
1977	Carl McPipe, So., C	29	440	15.2
1976	Jerry Fort, Sr., G	27	513	19.0
1975	Jerry Fort, Jr., G	26	525	20.2
1974	Jerry Fort, So., G	26	468	18.0
1973	Jerry Fort, Fr., G	26	376	14.5
1972	Chuck Jura, Sr., C	26	551	21.2
1971	Marvin Stewart, Sr., G	26	556	21.4
1970	Tom Scantlebury, Jr., G	25	361	14.4
1969	Marvin Stewart, So., G	26	381	14.6
1968	Stuart Lantz, Sr., G	25	482	19.3
1967	Stuart Lantz, Jr., G	25	481	19.2
1966	Tom Baack, So., F	25	386	15.4
1965	Fred Hare, So., F	25	380	15.2
1964	Charlie Jones, F	25	322	12.9
1963	Daryl Petsch, G	25	369	14.8
1962	Tom Russell, Sr., F/C	25	412	16.5
1961	Tom Russell, Jr., F/C	24	300	12.5
1960	Herschell Turner, G	24	382	15.9
1959	Herschell Turner, G	25	428	17.1
1958	Wilson Fitzpatrick, G	23	264	11.5
	Gary Reimers, G	23	264	11.5
1957	Rex Ekwall, F	23	307	13.3
1956	Rex Ekwall, F	21	312	14.9
1955	Willard Fagler, C	21	285	13.6
1954	Bill Johnson, C	21	382	18.2
1953	Bill Johnson, C	20	277	13.9
1952	Jim Buchanan, G	24	400	16.7
1951	Bob Pierce, C	23	384	16.7
1950	Bus Whitehead, C	23	360	15.7
1949	Claude Retherford, G	26	311	12.0
1948	Claude Retherford, G	24	259	10.8

FIELD GOAL PERCENTAGE

Year	Leader*	G	FG-FGA	Pct.
2012	Caleb Walker, Sr., G	30	78-172	.453
2011	Jorge Brian Diaz, So., C	32	150-279	.538
2010	Jorge Brian Diaz, Fr., C	33	133-255	.522
2009	Ade Dagunduro, Sr., G	31	143-275	.520
2008	Aleks Maric, Sr., C	33	191-332	.575

2007	Aleks Maric, Jr., C	30	203-359	.565
2006	Jason Dourisseau, Sr., G	33	127-266	.477
2005	John Turek, Sr., F	28	88-170	.518
2004	Nate Johnson, Sr., G	30	127-271	.469
2003	Corey Simms, So., G	29	77-167	.461
2002	Cary Cochran, Sr., G	28	116-277	.419
2001	Kimani Ffriend, Sr., C	28	144-231	.623
2000	Kimani Ffriend, Jr., C	30	123-229	.537
1999	Larry Florence, Jr., F	33	133-262	.508
1998	Venson Hamilton, Jr., C	32	139-269	.517
1997	Mikki Moore, Sr., C	33	144-247	.583
1996	Mikki Moore, Jr., C	35	118-202	.584
1995	Terrance Badgett, Jr., F	32	106-212	.500
1994	Bruce Chubick, Sr., F	31	121-215	.563
1993	Bruce Chubick, Jr., F	31	90-173	.520
1992	Dapreis Owens, Sr., F	29	116-213	.545
1991	Rich King, Sr., C	34	202-352	.574
1990	Rich King, Jr., C	28	170-305	.557
1989	R. van Poelgeest, Jr., C	29	103-177	.582
1988	Pete Manning, Jr., F	31	111-188	.590
1987	Derrick Vick, Jr., F	32	131-240	.546
1986	Bernard Day, Jr., F	30	158-280	.564
1985	Dave Hoppen, Jr., C	30	270-418	.646
1984	Dave Hoppen, So., C	30	220-367	.599
1983	Greg Downing, Sr., G/F	31	101-174	.580
1982	Ray Collins, Sr., G/F	28	111-221	.502
1981	Andre Smith, Sr., C	26	185-314	.589
1980	Andre Smith, Jr., C	31	237-388	.611
1979	Andre Smith, So., C	27	146-256	.570
1978	Andre Smith, Fr., C	27	105-190	.553
1977	Carl McPipe, Jr., C	29	183-376	.487
1976	Larry Cox, Sr., C	27	133-198	.672
1975	Larry Cox, Jr., C	26	72-151	.589
1974	Tom Novak, Sr., G	22	62-140	.443
1973	Brendy Lee, Jr., C/F	26	88-192	.458
1972	Chuck Jura, Sr., C	26	111-181	.613
1971	Chuck Jura, Jr., C	26	181-306	.592
1970	Sam Martin, Sr., C	22	58-116	.500
1969	Leroy Chalk, So., C	26	98-182	.538
1968	Stuart Lantz, Sr., G	25	173-349	.496
1967	Stuart Lantz, Jr., G	25	190-368	.516
1966	Grant Simmons, So., G	25	131-267	.491
1965	Willie Campbell, G	18	47-111	.423
1964	Charlie Jones, F	25	143-320	.447
1963	Ivan Grupe, F	25	100-210	.476
1962	Tom Russell, F/C	25	136-243	.560
1961	Tom Russell, F/C	24	97-201	.483
1960	Herschell Turner, G	24	143-326	.439
1959	Wayne Hester, G	25	68-147	.463
1958	Gary Reimers, G	23	84-203	.414
1957	Gary Reimers, G	23	106-229	.463
1956	Rex Ekwall, F	21	102-237	.430
1955	Rex Ekwall, F	21	88-194	.454
1954	Bill Johnson, C	21	130-301	.432
1953	Bill Johnson, C	20	80-199	.422
1952	Jim Buchanan, G	24	173-484	.357
1951	Bob Pierce, C	23	131-327	.401
1950	Jim Buchanan, G	23	58-159	.365
1949	Bus Whitehead, C	26	99-284	.349
1948	Rodney Cox, F	24	62-180	.344

REBOUNDS

Year	Leader	G	Reb.	RPG
2012	Brandon Ubel, Jr., F	30	160	5.3
2011	Caleb Walker, Jr., G	32	145	4.5
2010	Ryan Anderson, Sr., G	31	164	5.3
2009	Ade Dagunduro, Sr., G	31	135	4.4
2008	Aleks Maric, Sr., C	33	335	10.2
2007	Aleks Maric, Jr., C	30	260	8.7
2006	Aleks Maric, So., C	31	251	8.1
2005	Aleks Maric, Fr., C	27	169	6.3
2004	John Turek, Jr., F	31	182	5.9
2003	Andrew Drevo, Jr., F	29	212	7.3
2002	John Turek, Fr., F	26	162	6.2
2001	Kimani Ffriend, Sr., C	28	229	8.2

2000	Kimani Ffriend, Jr., C	30	263	8.8
1999	Venson Hamilton, Sr., C	33	335	10.2
1998	Venson Hamilton, Jr., C	32	315	9.8
1997	Venson Hamilton, So., C	32	269	8.4
1996	Bernard Garner, Jr., F	35	222	6.3
1995	Mikki Moore, So., C	32	198	6.2
1994	Bruce Chubick, Sr., F	31	219	7.3
1993	Derrick Chandler, Sr., C	31	252	8.1
1992	Derrick Chandler, Jr., C	29	238	8.2
1991	Rich King, Sr., C	34	274	8.1
1990	Rich King, Jr., C	28	208	7.4
1989	Pete Manning, Sr., F/C	33	201	6.1
1988	Derrick Vick, Sr., F	31	162	5.2
1987	Bill Jackman, Sr., F	33	213	6.5
1986	Bernard Day, Jr., F	30	178	6.6
1985	Dave Hoppen, Jr., C	30	258	8.6
1984	Dave Hoppen, So., C	30	207	6.9
1983	Claude Renfro, Sr., F	32	175	5.5
1982	Jerry Shoecraft, Sr., F	28	122	4.4
1981	Andre Smith, Sr., C	26	172	6.6
1980	Andre Smith, Jr., C	31	251	8.1
1979	Carl McPipe, Sr., C	26	196	7.5
1978	Carl McPipe, Jr., C	29	228	7.9
1977	Carl McPipe, So., C	29	241	8.3
1976	Larry Cox, Sr., C	27	166	6.1
1975	Bob Siegel, So., F	26	227	8.7
1974	Brendy Lee, Sr., F/C	26	197	7.6
1973	Brendy Lee, Jr., F/C	26	185	7.1
1972	Chuck Jura, Sr., C	26	305	11.7
1971	Leroy Chalk, Sr., C	26	290	11.2
1970	Leroy Chalk, Jr., C	24	235	9.4
1969	Leroy Chalk, So., C	26	257	9.9
1968	Stuart Lantz, Sr., G	25	179	7.2
1967	Stuart Lantz, Jr., G	25	193	7.7
1966	Stuart Lantz, So., G	25	199	8.0
1965	Fred Hare, So., F	25	185	7.4
1964	Charlie Jones, F	25	171	6.8
1963	Charlie Jones, F	25	204	8.2
1962	Tom Russell, Sr., F/C	25	200	8.0
1961	Tom Russell, Jr., F/C	24	232	9.7
1960	Herschell Turner, G	24	193	8.0
1959	Herschell Turner, G	25	244	9.8
1958	Herschell Turner, G	23	189	8.2
1957	Rex Ekwall, F	23	214	9.3
1956	Rex Ekwall, F	21	224	10.7
1955	Rex Ekwall, F	21	241	11.5
1954	Bill Johnson, C	21	236	11.2
1953	Bill Johnson, C	20	188	9.4
1952	Bill Johnson, C	19*	145	7.6

*Rebounding statistics missing for five games in 1952, and not available for seasons prior to 1952.

FREE THROW PERCENTAGE

Year	Leader*	G	FT-FTA	Pct.
2012	Bo Spencer, Sr., G	30	92-105	.876
2011	Brandon Richardson, Jr., G	31	60-72	.833
2010	Brandon Richardson, So., G	31	85-103	.825
2009	Cookie Miller, So., G	30	58-71	.817
2008	Steve Harley, Jr., G	32	61-86	.709
2007	Charles Richardson Jr., Sr., G	31	68-81	.840
2006	Jamel White, Fr., G	33	69-86	.802
2005	Marcus Neal Jr., Sr., G	28	54-68	.794
2004	Nate Johnson, Sr., G	30	103-119	.866
2003	Nate Johnson, Jr., G	28	83-114	.728
2002	Cary Cochran, Sr., G	28	71-77	.922#
2001	Cookie Belcher, Sr., G	30	90-121	.744
2000	Danny Walker, Jr., G	29	59-76	.776
1999	Larry Florence, Sr., F	33	73-99	.737
1998	Tyronn Lue, Jr., G	32	120-145	.828
1997	Tyronn Lue, So., G	32	126-155	.813
1996	Erick Strickland, Sr., G	35	116-141	.823
1995	Tom Wald, Jr., G	32	80-96	.833
1994	Erick Strickland, So., G	30	77-95	.811
1993	Eric Piatkowski, Jr., F	30	98-129	.760
1992	Jamar Johnson, So., G	28	53-63	.841
1991	Eric Piatkowski, Fr., F	34	72-86	.837

1990	Clifford Scales, Jr., G	26	84-100	.840
1989	Eric Johnson, Sr., G	32	94-121	.777
1988	Jeff Rekeweg, Sr., F	31	74-88	.841
1987	Brian Carr, Sr., G	33	84-104	.808
1986	Brian Carr, Sr., G	30	79-93	.849
1985	Dave Hoppen, Jr., G	30	164-210	.781
1984	David Ponce, Sr., G	30	67-77	.870
1983	David Ponce, Jr., G	30	85-106	.802
1982	Jack Moore, Sr., G	27	123-131	.939
1981	Jack Moore, Jr., G	27	118-128	.922
1980	Jack Moore, So., G	31	184-211	.872
1979	Andre Smith, So., C	27	72-110	.655
1978	Brian Banks, Jr., G	30	73-103	.709
1977	Carl McPipe, So., C	29	74-108	.685
1976	Larry Cox, Sr., C	27	92-124	.742
1975	Larry Cox, Jr., C	26	78-104	.750
1974	Bob Siegel, So., F	26	42-56	.750
1973	Ricky Marsh, So., G	26	43-56	.768
1972	Kent Reckewey, So., G	19	35-41	.854
1971	Tony Riehl, Jr., G/F	26	44-58	.759
1970	Leroy Chalk, Jr., C	26	52-63	.825
1969	Tom Scantlebury, Jr., G	25	81-104	.779
1968	Bob Grattopp, So., F	26	141-178	.792
1967	Tom Baack, Jr., F	25	82-99	.828
1966	Tom Baack, So., F	25	73-90	.811
1965	Tom Baack, Fr., F	25	92-108	.852
1964	Grant Simmons, So., G	25	82-121	.678
1963	Coley Webb	24	56-88	.636
1962	Ivan Grupe, F	25	66-90	.733
1961	Tom Russell, Jr., F/C	25	140-182	.769
1960	Jim Kowalke	18	46-62	.742
1959	Jan Wall	24	46-62	.742
1958	Jan Wall	18	31-39	.795
1957	Herschell Turner, G	25	136-183	.743
1956	Gary Reimers, G	23	96-123	.780
1955	Rex Ekwall, F	23	95-127	.748
1954	Rex Ekwall, F	21	108-151	.715
1953	Gary Renzelman	21	53-68	.779
1952	Fred Seger	21	90-139	.647
1951	Gerald Sandbulte	18	35-47	.745
1950	Joe Good	22	52-75	.693
1949	Bob Pierce	23	122-158	.772
1948	Bob Gates	23	37-49	.755
1947	Bus Whitehead	26	75-108	.694
1946	Rodney Cox	24	38-57	.667

*Minimum of 2 att. per game while playing in 75 percent of team's games.
#Led nation in free throw percentage.

3-POINT PERCENTAGE

Year	Leader*	G	3FG-Att.	Pct.
2012	Dylan Talley	25	38-103	.369
2011	Toney McCray, Jr., G	32	35-86	.407
2010	Eshaunte Jones, Fr., G	29	40-92	.435
2009	Paul Velandier, Sr., G	31	60-150	.400
2008	Paul Velandier, Jr., G	31	36-94	.383
2007	Jay-R Strowbridge, Fr., G	29	25-54	.463
2006	Wes Wilkinson, Sr., F	32	62-148	.419
2005	Joe McCray, Fr., G	28	80-226	.354
2004	Brian Conklin, Sr., F	31	66-118	.559
2003	Andrew Drevo, Jr., F	29	48-149	.322
2002	Brian Conklin, So., F	28	65-150	.433
2001	Cary Cochran, Jr., G	30	78-165	.473
2000	Cary Cochran, So., G	29	62-160	.388
1999	Cary Cochran, Fr., G	32	39-98	.398
1998	Tyronn Lue, Jr., G	32	78-209	.373
1997	Cookie Belcher, Fr., G	33	30-76	.395
1996	Jaron Boone, Sr., G	34	59-167	.353
1995	Jaron Boone, Jr., G	32	70-182	.385
1994	Jaron Boone, So., G	30	35-95	.368
1993	Eric Piatkowski, Jr., F	30	48-129	.372
1992	Jamar Johnson, So., G	28	39-95	.411
1991	Clifford Scales, Sr., G	34	26-57	.456
1990	Chris Cresswell, Sr., G	26	37-97	.381
1989	Ray Richardson, Jr., G/F	32	57-145	.393
1988	Beau Reid, Fr., F	28	26-67	.388
1987	Henry T. Buchanan, Jr., G	33	28-62	.452

*Minimum of 1.5 att. per game while playing in 75 percent of team's games.

ASSISTS

Year	Leader	G	No.	Avg.
2012	Bo Spencer, Sr., G	30	98	3.8
	Brandon Richardson, Sr., G	30	98	3.8
2011	Lance Jeter, Sr., G	33	145	4.5
2010	Lance Jeter, Jr., G	33	134	4.1
2009	Cookie Miller, So., G	30	109	3.6
2008	Cookie Miller, Fr., G	30	109	3.6
2007	Charles Richardson Jr., Sr., G	31	179	5.8
2006	Charles Richardson Jr., Jr., G	30	100	3.3
2005	Marcus Neal Jr., Sr., G	28	93	3.3
2004	Charles Richardson Jr., Fr., G	31	66	2.1
2003	Brennon Clemmons, Sr., G	26	68	2.6
2002	Jake Muhleisen, Fr., G	28	105	3.8
2001	Cookie Belcher, Sr., G	30	131	4.4
2000	Danny Walker, Jr., G	29	97	3.3
1999	Cookie Belcher, Jr., G	32	138	4.3
1998	Tyronn Lue, Jr., G	32	152	4.8
1997	Tyronn Lue, So., G	32	136	4.3
1996	Tyronn Lue, Fr., G	35	144	4.1
1995	Erick Strickland, Jr., G	31	133	4.3
1994	Jamar Johnson, Sr., G	28	123	4.4
1993	Jamar Johnson, Jr., G	28	102	3.3
1992	Jamar Johnson, So., G	28	130	4.6
1991	Beau Reid, Sr., F	34	130	3.8
1990	Clifford Scales, Jr., G	26	110	4.2
1989	Eric Johnson, Sr., G	32	135	4.2
	Beau Reid, So., F	32	135	4.2
1988	Eric Johnson, Jr., G	31	112	3.6
1987	Brian Carr, Sr., G	33	166	5.0
1986	Brian Carr, Jr., G	30	201	6.7
1985	Brian Carr, So., G	30	237	7.9
1984	David Ponce, Sr., G	30	124	4.1
1983	Stan Cloudy, Jr., F	28	106	3.3
1982	Jack Moore, Sr., G	27	109	4.0
1981	Jack Moore, Jr., G	27	108	4.0
1980	Jack Moore, So., G	31	145	4.7
1979	Bob Moore, Sr., G	27	81	3.0
1978	Brian Banks, Jr., G	30	96	3.2
1977	Allen Holder, Sr., G/F	29	119	4.1
1976	Jerry Fort, Sr., G	27	85	3.1
1975	Steve Erwin, Sr., F	26	85	3.3
1974	Ricky Marsh, So., G	26	77	3.0

BLOCKED SHOTS

Year	Leader	G	No.	Avg.
2012	Jorge Brian Diaz, Sr., C	16	31	1.9
2011	Andre Almeida, Jr., C	30	39	1.3
2010	Jorge Brian Diaz, Fr., C	33	41	1.2
2009	Toney McCray, Fr., G	30	18	0.6
2008	Aleks Maric, Sr., C	33	57	1.7
2007	Aleks Maric, Jr., C	30	33	1.1
2006	Wes Wilkinson, Sr., F	32	61	1.9
2005	John Turek, Sr., F	28	35	1.3
2004	John Turek, Jr., F	31	37	1.2
2003	John Turek, So., F	30	52	1.7
2002	John Turek, Fr., F	26	39	1.4
2001	Kimani Ffriend, Sr., C	28	74	2.6
2000	Kimani Ffriend, Jr., C	30	85	2.8
1999	Venson Hamilton, Sr., C	33	80	2.4
1998	Venson Hamilton, Jr., C	32	66	2.1
1997	Mikki Moore, Sr., C	33	88	2.7
1996	Mikki Moore, Jr., C	35	71	2.1
1995	Mikki Moore, So., C	32	67	2.1
1994	Terrance Badgett, So., F	29	26	0.9
1993	Derrick Chandler, Sr., C	31	53	1.7
1992	Derrick Chandler, Jr., C	29	91	3.1
1991	Rich King, Sr., C	34	68	2.0
1990	Rich King, Jr., C	28	45	1.6
1989	Rich King, So., C	33	50	1.5
1988	Derrick Vick, Sr., F	31	21	0.7
1987	Derrick Vick, Jr., F	32	19	0.6
1986	Dave Hoppen, Sr., C	19	11	0.6
1985	Ronnie Smith, Sr., C/F	29	13	0.4
	Dave Hoppen, Jr., C	30	13	0.4
1984	Dave Hoppen, So., C	30	12	0.4
1983	Dave Hoppen, Fr., C	32	19	0.6
1982	Lenard Johnson, Jr., F/C	27	23	0.9
1981	Andre Smith, Sr., C	26	20	0.8
1980	Greg Downing, Fr., G/F	31	15	0.5

1979	Carl McPipe, Sr., C	26	30	1.2
1978	Terry Novak, Sr., G/F	30	18	0.6

STEALS

Year	Leader	G	No.	Avg.
2012	Brandon Richardson, Sr., G	30	54	1.8
2011	Lance Jeter, Sr., G	32	57	1.8
2010	Ryan Anderson, Sr., G	31	53	1.7
2009	Cookie Miller, So., G	30	45	1.5
	Steve Harley, Sr., G	31	45	1.5
2008	Cookie Miller, Fr., G	30	58	1.7
2007	Charles Richardson Jr., Sr., G	31	56	1.8
2006	Charles Richardson Jr., Jr., G	30	34	1.1
2005	Joe McCray, Fr., G	28	32	1.1
2004	Jake Muhleisen, Jr., G	31	36	1.2
2003	Brennon Clemmons, Sr., G	26	47	1.8
2002	Brennon Clemmons, Jr., G	28	48	1.7
2001	Cookie Belcher, Sr., G	30	82	2.7
2000	Larry Florence, Sr., F	30	44	1.5
1999	Cookie Belcher, Jr., G	32	102	3.2
1998	Cookie Belcher, So., G	32	75	2.3
1997	Cookie Belcher, Fr., G	33	87	2.6
1996	Erick Strickland, Sr., G	35	61	1.7
1995	Erick Strickland, Jr., G	31	89	2.9
1994	Erick Strickland, So., G	30	60	2.0
1993	Jamar Johnson, Jr., G	31	52	1.7
1992	Jamar Johnson, So., G	28	36	1.3
1991	Clifford Scales, Sr., G	34	64	1.9
1990	Clifford Scales, Jr., G	26	44	1.7
1989	Eric Johnson, Sr., G	32	68	2.1
1988	Eric Johnson, Jr., G	31	60	1.9
1987	Brian Carr, Sr., G	33	67	2.0
1986	Brian Carr, Jr., G	30	31	1.0
1985	Curtis Moore, Sr., F	30	45	1.5
1984	David Ponce, Sr., G	30	36	1.2
1983	Greg Downing, Sr., G/F	31	46	1.5
1982	Ray Collins, Sr., G/F	28	38	1.4
1981	Jack Moore, Jr., G	27	36	1.3
1980	Jack Moore, So., G	31	42	1.4
1979	Brian Banks, Sr., G	24	34	1.4
1978	Brian Banks, Jr., G	30	36	1.2

MINUTES PLAYED

Year	Leader	G	Min.	Avg.
2012	Bo Spencer, Sr., G	30	976	32.5
2011	Lance Jeter, Sr., G	33	967	30.2
2010	Lance Jeter, Jr., G	33	1,024	31.0
2009	Steve Harley, Sr., G	31	937	30.2
2008	Ryan Anderson, So., G	33	980	29.7
2007	Charles Richardson Jr., Sr., G	31	1,125	36.3
2006	Jason Dourisseau, Sr., G	33	1,006	30.5
2005	Joe McCray, Fr., G	28	832	29.7
2004	Jake Muhleisen, Jr., G	31	827	26.7
2003	Nate Johnson, Jr., G	28	895	32.0
2002	Jake Muhleisen, Fr., G	28	821	29.3
2001	Cookie Belcher, Sr., G	30	1,024	34.1
2000	Steffon Bradford, Jr., F	30	904	30.1
1999	Venson Hamilton, Sr., C	33	1,074	32.5
1998	Tyronn Lue, Jr., G	32	1,149	35.9
1997	Tyronn Lue, So., G	32	1,150	35.9
1996	Jaron Boone, Sr., G	34	1,105	32.5
1995	Jaron Boone, Jr., G	32	1,043	32.6
1994	Eric Piatkowski, Sr., F	30	972	32.4
1993	Eric Piatkowski, Jr., F	30	892	29.7
1992	Eric Piatkowski, So., F	29	873	30.1
1991	Clifford Scales, Sr., G	34	982	28.9
1990	Clifford Scales, Jr., G	26	824	31.7
1989	Eric Johnson, Sr., G	32	996	31.1
1988	Eric Johnson, Jr., G	31	889	28.7
1987	Brian Carr, Sr., G	33	1,065	32.3
1986	Brian Carr, Jr., G	30	1,063	35.4
1985	Dave Hoppen, Jr., C	30	1,155	38.5
1984	Dave Hoppen, So., C	30	1,058	35.3
1983	Stan Cloudy, Jr., F	32	1,021	31.9
1982	Jack Moore, Sr., G	27	1,017	37.7
1981	Jack Moore, Jr., G	27	984	36.4
1980	Jack Moore, So., G	31	1,143	36.9
1979	Bob Moore, Sr., G	27	868	32.1

NEBRASKA YEAR BY YEAR

Season	Won-Lost	FG-FGA	Pct.	FT-FTA	Pct.	Reb.-Avg.	Pts.-Avg.
1948	11-13	494-1,717	.288	356-613	.581	*	1,344-56.0
1949	16-10	504-1,719	.293	351-595	.590	*	1,359-52.3
1950	16-7	490-1,506	.325	369-598	.617	*	1,349-58.7
1951	9-14	440-1,283	.343	329-447	.662	*	1,209-52.6
1952	7-17	569-1,661	.343	357-603	.592	888-37.0	1,495-62.3
1953	9-11	444-1,252	.355	510-795	.642	835-41.8	1,398-69.9
1954	8-13	503-1,336	.376	463-772	.600	747-35.6	1,469-70.0
1955	9-12	506-1,288	.393	474-681	.696	882-42.0	1,486-70.8
1956	7-16	490-1,421	.345	452-715	.632	770-33.5	1,432-62.3
1957	11-12	487-1,301	.374	446-667	.669	905-39.3	1,420-61.7
1958	10-13	470-1,255	.375	387-637	.608	892-38.8	1,327-57.7
1959	12-13	531-1,422	.373	402-619	.649	1,122-44.9	1,464-58.6
1960	7-17	561-1,559	.360	370-573	.646	1,170-48.8	1,492-62.7
1961	10-14	554-1,447	.383	437-651	.671	1,162-48.4	1,545-64.4
1962	9-16	575-1,470	.391	389-592	.657	1,128-45.1	1,539-61.6
1963	6-19	573-1,502	.381	341-554	.616	1,101-44.0	1,487-59.5
1964	8-17	645-1,676	.385	289-521	.555	1,063-42.5	1,579-63.2
1965	10-15	635-1,611	.394	436-724	.602	1,053-42.1	1,706-68.2
1966	20-5	739-1,708	.433	450-650	.692	1,061-42.4	1,928-77.2
1967	16-9	784-1,749	.448	424-583	.727	1,032-41.3	1,992-78.9
1968	15-10	725-1,612	.450	504-659	.765 (3)	835-33.4	1,954-78.2
1969	12-14	690-1,587	.435	527-739	.713	908-34.9	1,908-73.4
1970	16-9	696-1,527	.455	421-620	.679	899-36.0	1,813-72.5
1971	18-8	753-1,490	.505 (6)	402-574	.700	890-34.2	1,908-73.4
1972	14-12	734-1,509	.486	367-579	.634	1,022-39.3	1,835-70.6
1973	9-17	704-1,647	.427	244-380	.642	972-37.4	1,652-63.5
1974	14-12	725-1,730	.419	291-443	.657	1,121-43.1	1,741-67.0
1975	14-12	741-1,679	.441	317-485	.654	1,032-39.7	1,799-69.2
1976	19-8	715-1,637	.465	385-532	.724	890-33.0	1,815-67.2
1977	15-14	732-1,638	.447	350-541	.647	1,010-34.8	1,814-62.6
1978	22-8	829-1,696	.489	374-551	.679	963-32.1	2,032-67.7
1979	14-13	720-1,555	.463	289-438	.660	882-32.7	1,729-64.0
1980	18-13	812-1,600	.508	507-677	.749 (15)	809-26.1	2,131-68.7
1981	15-12	666-1,360	.490	380-507	.750 (11)	737-27.3	1,712-63.4
1982	16-12	679-1,441	.471	409-552	.741 (11)	777-27.8	1,767-63.1
1983	22-10	855-1,667	.513	478-696	.687	979-30.6	2,188-68.4
1984	18-12	786-1,529	.514	376-534	.704	846-28.2	1,948-64.9
1985	16-14	873-1,706	.512	409-568	.720	913-30.4	2,155-71.8
1986	19-11	835-1,635	.511	455-612	.743	902-30.1	2,125-70.8

Season	Won-Lost	FG-FGA	Pct.	3FG-Att.	Pct.	FT-FTA	Pct.	Reb.-Avg.	Pts.-Avg.
1987	21-12	904-1,933	.468	120-325	.369	544-778	.699	1,119-33.9	2,472-74.9
1988	13-18	832-1,737	.479	88-246	.358	456-636	.718	1,016-32.8	2,208-71.2
1989	17-16	936-1,991	.470	122-335	.364	541-808	.670	1,292-39.2	2,535-76.8
1990	10-18	829-1,759	.471	106-302	.351	495-717	.690	1,069-38.2	2,259-80.7
1991	26-8	1,081-2,185	.495	125-358	.349	690-981	.703	1,454-42.8	2,977-87.6
1992	19-10	842-1,826	.461	183-489	.374	467-739	.632	1,305-45.0	2,334-80.5
1993	20-11	908-1,975	.460	158-468	.338	523-765	.684	1,283-41.4	2,497-80.5
1994	20-10	956-1,978	.483	194-564	.344	514-690	.745 (9)	1,201-40.0	2,620-87.3(11)
1995	18-14	907-1,947	.466	173-504	.343	523-766	.683	1,209-37.8	2,510-78.4
1996	21-14	1,007-2,089	.482	176-494	.356	618-897	.689	1,353-38.7	2,808-80.2
1997	18-15	895-1,927	.464	113-349	.324	504-752	.670	1,295-39.2	2,407-72.9
1998	20-12	867-1,938	.447	150-436	.344	406-649	.626	1,263-39.5	2,290-71.6
1999	20-13	799-1,764	.453	113-365	.310	466-716	.651	1,169-35.4	2,177-66.0
2000	11-19	737-1,729	.426	144-434	.332	432-700	.617	1,217-40.6	2,050-68.3
2001	14-16	755-1,591	.487 (11)	184-480	.383	400-670	.597	1,075-35.8	2,134-71.1
2002	13-15	656-1,668	.393	267-729#	.366	375-555	.676	998-35.6	1,954-69.8
2003	11-19	686-1,724	.398	139-504	.276	389-599	.649	1,114-38.1	1,900-63.3
2004	18-13	765-1,641	.466	210-540	.389 (19)	444-618	.718	1,120-36.1	2,184-70.5
2005	14-14	661-1,556	.425	174-550	.316	409-620	.660	1,072-38.3	1,905-68.0
2006	19-14	736-1,796	.410	221-637	.347	508-758	.670	1,277-38.7	2,201-66.7
2007	17-14	700-1,537	.455	244-650	.375	428-600	.713	928-29.9	2,072-66.8
2008	20-13	790-1,729	.457	190-555	.342	444-667	.666	1,131-34.3	2,214-67.1
2009	18-13	686-1,571	.437	206-571	.361	421-600	.702	861-27.8	1,999-64.5
2010	15-18	768-1,745	.440	217-547	.397 (15)	441-654	.674	1,069-32.4	2,194-66.5
2011	19-13	773-1,677	.461	164-522	.314	414-590	.702	1,131-35.3	2,124-66.4
2012	12-18	649-1,521	.427	194-599	.324	335-437	.767 (7)	901-30.0	1,827-60.9

*Rebounding statistics unavailable prior to 1952 and for five games in 1952. #Third nationally in 3-pointers made per game. Note: National top-25 rank, if any, indicated in ().

OPPONENTS YEAR BY YEAR

Season	Games	FG-FGA	Pct.	FT-FTA	Pct.	Reb.-Avg.	Pts.-Avg.
1948	24	503*	*	350-588	.627	*	1,356-56.5
1949	26	487*	*	348-600	.580	*	1,322-50.8
1950	23	437*	*	359-586	.613	*	1,233-53.6
1951	23	531-1,462	.363	283-445	.636	*	1,345-58.5
1952	24	*	*	*	*	*	1,580-65.8
1953	20	487-1,409	.346	458-707	.648	790-39.5	1,432-71.6
1954	21	546-1,407	.388	461-721	.639	707-33.7	1,553-74.0
1955	21	497-1,451	.343	514-748	.687	940-44.8	1,508-71.8
1956	23	574-1,626	.353	491-712	.690	1,019-44.3	1,639-71.3
1957	23	513-1,475	.348	493-754	.654	1,010-43.9	1,519-66.0
1958	23	567-1,526	.372	344-539	.638	985-42.8	1,478-64.3
1959	25	565-1,538	.367	374-559	.669	1,135-45.4	1,504-60.2
1960	24	545-1,476	.369	426-655	.650	1,191-49.6	1,516-63.2
1961	24	595-1,621	.367	381-571	.667	1,161-48.4	1,571-65.5
1962	25	656-1,584	.414	364-518	.703	1,052-42.1	1,676-67.0
1963	25	622-1,457	.427	441-639	.690	1,062-42.5	1,685-67.4
1964	25	661-1,633	.405	478-698	.685	1,097-43.9	1,800-72.0
1965	25	676-1,631	.414	486-714	.681	946-37.8	1,838-73.5
1966	25	718-1,666	.431	367-575	.638	987-39.5	1,803-72.1
1967	25	730-1,635	.446	480-691	.695	992-39.7	1,940-77.6
1968	25	750-1,526	.491	370-550	.673	799-32.0	1,870-74.8
1969	26	736-1,639	.449	451-656	.688	886-34.1	1,923-74.0
1970	25	674-1,457	.462	456-675	.676	839-33.6	1,804-72.1
1971	26	689-1,483	.465	384-600	.640	906-34.8	1,762-67.7 (15)
1972	26	654-1,519	.431	451-657	.686	973-37.4	1,759-67.7
1973	26	767-1,706	.450	275-423	.650	1,194-45.9	1,809-69.2
1974	26	716-1,729	.414	301-448	.672	1,084-41.7	1,733-66.7
1975	26	716-1,598	.448	365-525	.695	1,121-43.1	1,797-69.1
1976	27	674-1,447	.468	347-518	.670	907-33.6	1,695-62.8 (8)
1977	29	694-1,572	.441	383-547	.700	1,049-36.2	1,771-61.1 (6)
1978	30	735-1,546	.475	418-608	.688	967-32.2	1,888-62.9 (8)
1979	27	646-1,333	.485	391-552	.708	931-34.5	1,683-62.3 (9)
1980	31	856-1,644	.521	389-519	.750	952-30.7	2,101-67.8
1981	27	631-1,265	.499	350-473	.739	753-29.0	1,612-62.0 (14)
1982	28	607-1,351	.449	335-474	.707	883-31.5	1,549-55.3 (10)
1983	32	766-1,606	.477	418-609	.686	963-30.1	1,950-60.9
1984	30	723-1,452	.498	403-565	.713	821-27.4	1,849-61.6
1985	30	834-1,652	.505	401-574	.699	935-31.2	2,069-69.0
1986	30	822-1,669	.493	356-537	.663	923-30.8	2,000-66.7

Season	Games	FG-FGA	Pct.	3FG-Att.	Pct.	FT-FTA	Pct.	Reb.-Avg.	Pts.-Avg.
1987	33	887-1,888	.470	143-338	.423	537-773	.695	1,201-36.4	2,454-74.4
1988	31	803-1,684	.477	120-317	.379	602-844	.713	1,018-32.8	2,328-75.1
1989	33	916-2,011	.455	160-420	.381	586-880	.666	1,204-36.5	2,578-78.1
1990	28	863-1,817	.475	168-417	.403	516-715	.722	1,065-38.0	2,410-86.1
1991	34	950-2,173	.437	209-605	.345	563-891	.632	1,230-36.2	2,672-78.6
1992	29	846-2,016	.429	178-544	.327	345-563	.613	1,118-38.6	2,215-76.4
1993	31	827-1,923	.430	154-508	.303	538-833	.646	1,175-37.9	2,346-75.7
1994	30	850-1,951	.436	196-599	.327	523-791	.661	1,165-38.8	2,419-80.6
1995	32	831-1,997	.416	230-652	.353	475-707	.672	1,272-39.8	2,367-74.0
1996	35	900-2,174	.414	212-613	.346	631-956	.660	1,319-37.7	2,643-75.5
1997	33	791-1,928	.410	185-519	.356	589-864	.682	1,162-35.2	2,356-71.4
1998	32	774-1,935	.400	202-635	.318	442-671	.659	1,222-38.2	2,192-68.5
1999	33	752-1,809	.416	207-609	.340	410-639	.642	1,139-34.5	2,121-64.3
2000	30	797-1,888	.422	228-661	.345	398-609	.654	1,113-37.1	2,220-74.0
2001	30	742-1,720	.431	184-543	.339	418-594	.704	980-32.7	2,086-69.5
2002	28	706-1,631	.433	213-610	.349	355-510	.696	1,135-40.5	1,980-70.7
2003	30	724-1,776	.408	193-639	.302	413-585	.706	1,172-39.1	2,054-68.5
2004	31	685-1,711	.400 (20)	180-551	.327	399-583	.684	995-32.1	1,949-62.9
2005	28	618-1,493	.414	169-520	.325	385-567	.679	926-33.1	1,790-63.9
2006	33	793-1,928	.411	252-693	.364	342-522	.655	1,159-35.1	2,180-66.1
2007	31	686-1,593	.431	236-624	.378	381-541	.704	994-32.1	1,989-64.2
2008	33	687-1,710	.402 (28)	243-668	.364	385-548	.703	1,063-32.2	2,002-60.7 (18)
2009	31	638-1,482	.431	191-563	.339	405-586	.691	1,066-34.4	1,872-60.4 (22)
2010	33	725-1,682	.431	233-625	.373	486-700	.694	1,080-32.7	2,169-65.7
2011	32	773-1,677	.389 (7)	229-681	.336	393-581	.676	1,016-31.8	1,936-60.5 (16)
2012	30	696-1,533	.454	218-596	.366	359-509	.705	932-31.1	1,969-65.6

*Rebounding statistics unavailable prior to 1952 and for five games in 1952. Note: NU's national defensive rank, if any, indicated in ().

BOB DEVANEY SPORTS CENTER

Named after longtime athletic director and football coach Bob Devaney, the Bob Devaney Sports Center has been home to Nebraska basketball since it opened in time for the 1976-77 season. In the past 36 years, the Huskers have amassed nearly 450 victories in the building, providing NU a strong home court advantage.

The multi-purpose facility is the home of the Husker men's and women's basketball programs as well as the men's and women's gymnastics, men's and women's indoor track and women's swimming and wrestling program.

Over the years, the Devaney Center has seen a number of dramatic improvements to stay among the forefront of college facilities. In 2000, fans saw the addition of two HuskerVision replay screens, hustle stat boards and digital message boards as well as new sound and lighting systems to help make an impressive gameday atmosphere even better. That same year, there were other upgrades such as the addition of a ring of honor and the Husker Hall of Fame. The displays in the concourse areas highlight more than 100 years of Nebraska athletics and more than three decades of women's athletics at the university.

The addition of the Hendricks Training Complex in 2011 opened up additional areas for renovation inside the Devaney Center over the next two years. The project includes a 10,000 sq. ft. grand entrance addition on the south side, interior renovation of the arena level, concourse level and arena interior. Premium seating will be added with the addition of suites and a new premium seating hospitality room.

While the facility continues to be updated to keep it among the elite college athletic facilities in the country, Nebraska has excelled on its home court. The Huskers have shown an ability to raise their game in the facility as they have defeated 33 ranked teams in front of their raucous home crowds over the years.

At the start of the 2000s, the student section was reorganized and reborn as the Red Zone, providing Nebraska with a lively student section.

The Nebraska basketball team is not the only tenant of the versatile facility. The Husker women's basketball team also calls the Devaney Center home, along with Nebraska teams for gymnastics, women's swimming and diving, track and field and wrestling.

With a capacity of 13,595, the Devaney Center has hosted numerous NCAA postseason events since opening its doors in 1976. The Husker men's basketball team has enjoyed playing on the Devaney Center court, as NU has an all-time record of 436-141 (.755) in the building. Nebraska has posted less than eight home victories just once (1976-77) in the 36-year history of the Devaney Center.

DEVANEY CENTER FACTS

Games: 577 in 36 seasons

Record: 436-141 (.756)

Overtime Record: 19-5 (.792)

Most Consecutive Home Winning Seasons:

36, 1976-77-present

Most Home Games, Season: 19, 2005-06, 2007-08; 2010-11

Most Wins in Devaney Center, Season: 17, 1982-83; 2010-11

Most Home Wins, Season: 17, 1982-83; 2007-08*; 2010-11

(*includes one game at Qwest Center Omaha)

Most Home Losses, Season: 8, 2011-12

Most Consecutive Home Wins:

16, last four games of 1982 first 12 of 1983,

ended by Missouri, 54-51, Feb. 26, 1983

Most Consecutive Home Losses:

4, ended against Kansas State, March 3, 1996

4, ended against Kansas State, Feb. 25, 2003

Most Consecutive Home Conference Wins:

8, last three games of 1982, first five games of

1983, ended by Missouri, 54-51,

Feb. 26, 1983 (excludes tournament games)

Most Consecutive Home Conference Losses:

5, last two games of 1988, first three of 1989,

ended vs. Kansas, 74-70, Feb. 4, 1989

DEVANEY CENTER CROWDS

Top 10 Regular-Season Crowds

- 15,038 Oklahoma State, 1980-81*
- 15,003 Oklahoma, 1980-81*
- 14,999 Colorado, 1978-79*
- 14,912 Kansas State, 1977-78*
- 14,878 Kansas, 1984-85*
- 14,865 Kansas State, 1988-89*
- 14,759 Kansas, 1996-97*
- 14,753 Missouri, 1977-78*
- 14,753 TCU, 1982-83* (NIT)
- 14,747 Iowa State, 1977-78*

*capacity crowd

14,000-plus crowds

79 (last in 2002 vs. Kansas)

Season Opener Record

14,561, vs. Michigan State, Nov. 28, 1990

Opening-Night Attendance

10,516, vs. Iowa, Nov. 27, 1976

Last Conference Sellout

13,602, vs. Kansas, Feb. 5, 2011

Last Non-Conference Sellout

13,832, vs. Creighton, Nov. 18, 2006



The 13,595-seat arena at the Bob Devaney Sports Center is home to the men's and women's basketball teams as well as the men's and women's gymnastics, women's swimming and diving, track and field and wrestling teams.

DEVANEY CENTER SERIES HISTORY

Opponent.....W-L (Pct.)	Drake1-0 (1.000)	Mesa.....1-0 (1.000)	Oral Roberts2-0 (1.000)
Alabama A&M3-0 (1.000)	Eastern Illinois4-0 (1.000)	Miami (Ohio)1-0 (1.000)	Oregon.....1-1 (.500)
Alabama State1-0 (1.000)	Eastern Michigan.....1-0 (1.000)	Michigan.....0-1 (.000)	Oregon State.....2-0 (1.000)
Alaska-Fairbanks.....1-0 (1.000)	Eastern Washington.....5-0 (1.000)	Michigan State.....2-2 (.500)	Pacific.....1-0 (1.000)
Alcorn State3-0 (1.000)	Evansville1-0 (1.000)	Minnesota*3-5 (.375)	Penn State2-1 (.667)
Angelo State1-0 (1.000)	Fairleigh Dickinson1-0 (1.000)	Mississippi1-0 (1.000)	Pepperdine1-0 (1.000)
Appalachian State.....2-0 (1.000)	Florida A&M2-0 (1.000)	Missouri.....18-17 (.514)	Pittsburgh.....1-0 (1.000)
Arizona State3-0 (1.000)	Florida Gulf Coast.....1-0 (1.000)	Missouri-St. Louis.....1-0 (1.000)	Portland.....1-0 (1.000)
Arkansas2-1 (.667)	Furman1-0 (1.000)	Missouri Southern.....1-0 (1.000)	Portland State.....1-0 (1.000)
Arkansas-Pine Bluff.....4-0 (1.000)	Georgia1-1 (.500)	Missouri Western.....1-0 (1.000)	Presbyterian1-0 (1.000)
Arkansas State.....1-0 (1.000)	Georgia Southern.....1-0 (1.000)	Monmouth1-0 (1.000)	Purdue.....0-1 (.000)
Arkansas Tech1-0 (1.000)	Grambling State.....3-1 (.750)	Montana1-0 (1.000)	Rhode Island.....1-0 (1.000)
Augustana (S.D.).....1-0 (1.000)	Harvard1-0 (1.000)	Montana State.....3-0 (1.000)	Rutgers1-0 (1.000)
Ball State.....1-0 (1.000)	Idaho1-2 (.333)	Morehead State.....1-0 (1.000)	St. Francis (Pa.).....1-0 (1.000)
Baylor6-2 (.750)	Idaho State1-0 (1.000)	Morgan State.....1-0 (1.000)	Sacramento State.....3-0 (1.000)
Bethune-Cookman1-0 (1.000)	Indiana.....1-0 (1.000)	Murray State.....0-1 (.000)	Saint Louis1-0 (1.000)
Bowling Green2-0 (1.000)	Iona1-0 (1.000)	Nebraska-Omaha.....2-0 (1.000)	Sam Houston State.....3-1 (.750)
Brooklyn2-0 (1.000)	Iowa0-2 (.000)	Nevada1-0 (1.000)	San Francisco.....1-0 (1.000)
California-Davis.....1-0 (1.000)	Iowa State.....22-14 (.611)	New Orleans.....1-0 (1.000)	San Jose State.....2-0 (1.000)
California-Irvine.....0-1 (.000)	Illinois1-0 (1.000)	Niagara1-0 (1.000)	Savannah State.....4-0 (1.000)
Cal State Bakersfield.....1-0 (1.000)	IPFW3-0 (1.000)	Norfolk State.....1-0 (1.000)	Sonoma State1-0 (1.000)
Canisius1-0 (1.000)	Jackson State.....2-0 (1.000)	North Carolina A&T.....4-0 (1.000)	South Dakota.....5-0 (1.000)
Central Michigan1-0 (1.000)	Kansas.....16-19 (.457)	North Carolina Central.....1-0 (1.000)	South Florida1-0 (1.000)
Charlotte.....1-0 (1.000)	Kansas State.....24-11 (.667)	North Dakota.....1-0 (1.000)	South Carolina State.....1-0 (1.000)
Chicago State.....3-0 (1.000)	Kent State.....1-0 (1.000)	North Texas.....2-0 (1.000)	South Dakota State.....4-0 (1.000)
The Citadel.....2-0 (1.000)	Lehigh1-0 (1.000)	Northern Colorado.....1-0 (1.000)	Southeastern Louisiana.....1-0 (1.000)
Colgate.....2-0 (1.000)	Lipscomb2-0 (1.000)	NE Missouri State.....2-0 (1.000)	Southern Colorado.....1-0 (1.000)
Colorado29-7 (.806)	Long Beach State.....1-0 (1.000)	Northeastern Illinois.....2-0 (1.000)	Southern Illinois.....1-0 (1.000)
Colorado State.....3-0 (1.000)	Longwood.....1-0 (1.000)	Northern Illinois.....2-0 (1.000)	Southern Utah.....3-0 (1.000)
Columbia1-0 (1.000)	Louisiana Tech1-0 (1.000)	Northern Iowa.....2-1 (.667)	SE Missouri State.....1-0 (1.000)
Coppin State.....1-0 (1.000)	Lubbock Christian.....1-0 (1.000)	NW Missouri State.....4-0 (1.000)	SW Missouri State.....1-0 (1.000)
Creighton.....15-3 (.833)	Mankato State.....1-0 (1.000)	Ohio1-0 (1.000)	SW Texas State.....1-0 (1.000)
Delaware State.....3-0 (1.000)	Marquette.....2-0 (1.000)	Ohio State.....0-2 (.000)	TCU.....3-0 (1.000)
Denver2-0 (1.000)	Maryland-Baltimore County.....1-1 (.500)	Oklahoma.....14-14 (.500)	Tennessee.....1-0 (1.000)
Detroit.....1-0 (1.000)	Maryland Eastern Shore.....3-0 (1.000)	Oklahoma State.....20-9 (.690)	Tennessee Tech.....1-0 (1.000)

DEVANEY CENTER YEAR BY YEAR

Season	Overall		Conference		Losses
	W-L	Pct.	W-L	Pct.	
1976-77	7-4	.636	5-2	.714	Iowa, Minnesota, Kansas State, Oklahoma
1977-78	15-2	.882	5-2	.714	Iowa State, Oklahoma
1978-79	9-2	.818	6-1	.857	Purdue, Iowa State
1979-80	14-2	.875	5-2	.714	Missouri, Colorado
1980-81	11-4	.733	6-1	.857	Wyoming, Idaho, Colorado (twice)
1981-82	11-3	.786	5-2	.714	Arkansas, Missouri, Kansas State
1982-83	17-1	.944	6-1	.857	Missouri
1983-84	11-6	.647	3-4	.429	Texas Tech, Missouri, Oklahoma, Kansas, Iowa State, Kansas State (B8T)
1984-85	12-3	.800	5-2	.714	Washington State, Kansas, Oklahoma
1985-86	10-5	.667	4-3	.571	Cal-Irvine, Georgia, Kansas, Missouri, Kansas State
1986-87	15-2	.882	5-2	.714	Missouri, Oklahoma
1987-88	8-6	.571	3-4	.429	Ohio State, Grambling State, Oklahoma State, Oklahoma, Iowa State, Kansas State
1988-89	14-4	.778	4-3	.571	Michigan State, Oklahoma, Kansas State, Missouri
1989-90	9-6	.600	2-5	.286	Idaho, Kansas, Missouri, Iowa State, Oklahoma State, Oklahoma
1990-91	14-1	.933	6-1	.857	Oklahoma State
1991-92	14-2	.875	5-2	.714	Missouri, Oklahoma
1992-93	14-2	.875	5-2	.714	Kansas State, Oklahoma State
1993-94	13-3	.813	5-2	.714	Texas, Missouri, Oklahoma
1994-95	11-6	.647	2-5	.286	Missouri, Oklahoma State, Kansas, Colorado, Iowa State, Penn State (NIT)
1995-96	11-5	.688	3-4	.429	Northern Iowa, Kansas, Iowa State, Oklahoma State, Oklahoma
1996-97	13-3	.813	6-2	.750	Minnesota, Iowa State, Kansas
1997-98	13-2	.867	6-2	.750	Kansas, Kansas State
1998-99	12-4	.750	6-2	.750	Tulsa, Minnesota, Texas, Oklahoma State
1999-2000	10-6	.625	4-4	.500	Western Carolina, San Francisco, Iowa State, Missouri, Oklahoma, Kansas
2000-01	8-6	.571	5-3	.625	Missouri-Kansas City, Murray State, Creighton, Iowa State, Colorado, Kansas
2001-02	12-4	.750	5-3	.625	Sam Houston State, Oklahoma, Missouri, Kansas
2002-03	9-6	.600	3-5	.375	Creighton, Texas A&M, Missouri, Kansas, Oklahoma State, Texas
2003-04	15-3	.833	5-3	.625	Colorado, Oklahoma, Kansas State
2004-05	10-6	.625	4-4	.500	Minnesota, Creighton, Texas, Kansas, Iowa State, Missouri
2005-06	14-5	.737	4-4	.500	UAB, Iowa State, Kansas, Texas Tech, Kansas State
2006-07	12-4	.750	4-4	.500	Texas, Kansas, Texas A&M, Iowa State
2007-08	16-3	.842	5-3	.625	Kansas, Baylor, Missouri
2008-09	14-4	.778	5-3	.625	UMBC, Oklahoma State, Kansas, Texas A&M
2009-10	12-6	.667	2-6	.250	Kansas, Iowa State, Kansas State, Baylor, Missouri, Colorado
2010-11	17-2	.895	6-2	.750	Kansas, Kansas State
2011-12	9-8	.529	3-6	.333	Oregon, Wake Forest, Wisconsin, Michigan St., Ohio St., Minnesota, Michigan, Iowa
36 Years	436-141	.756	*163-106	.606	

*Conference record does not include 4-2 record in Big Eight Conference Tournament games played at the Devaney Center.

Texas.....5-5 (.500)	Texas A&M.....7-3 (.700)	Texas-Arlington.....1-0 (1.000)	Texas-Pan American.....1-0 (1.000)	Texas-San Antonio.....5-0 (1.000)	Texas Southern.....1-0 (1.000)	Texas Tech.....7-2 (.778)	Toledo.....1-0 (1.000)	Tulane.....1-0 (1.000)	Tulsa.....0-1 (.000)	UAB.....1-1 (.500)	UMKC.....6-1 (.857)	UNC Greensboro.....2-0 (1.000)	UNC Wilmington.....1-0 (1.000)	UNLV.....1-0 (1.000)	USC.....2-0 (1.000)	USC Upstate.....1-0 (1.000)	Utah State.....1-0 (1.000)	Utah Valley State.....1-0 (1.000)	Wagner.....1-0 (1.000)	Wake Forest.....0-1 (.000)	Washington.....2-0 (1.000)	Washington State.....1-1 (.500)	Weber State.....1-0 (1.000)	Western Carolina.....0-1 (.000)	Western Illinois.....4-0 (1.000)	Western Kentucky.....1-0 (1.000)	Wichita State.....1-0 (1.000)	Winthrop.....2-0 (1.000)	Wisconsin.....2-1 (.667)	UW-Green Bay.....1-0 (1.000)	UW-Oshkosh.....1-0 (1.000)	UW-Stevens Point.....2-0 (1.000)	UW-Stout.....1-0 (1.000)	Wyoming.....4-1 (.800)	Wofford.....1-0 (1.000)	Yale.....1-0 (1.000)			
Non-Conference Totals.....273-35 (.887)		Conference.....163-106 (.606)		All-Time Record.....436-141 (.756)																																			

*Minnesota later forfeited one game to NU

DEVANEY CENTER RECORDS

NEBRASKA INDIVIDUAL

Points:

41, Aleks Maric vs. Kansas State, Feb. 13, 2007

Field Goals:

15, Andre Smith vs. Wisconsin-Oshkosh, Jan. 4, 1980 (18 att.)
15, Aleks Maric vs. Iowa State, Feb. 28, 2007 (30 att.)

Field Goal Attempts:

30, Aleks Maric vs. Iowa State, Feb. 28, 2007 (15 made)

Field Goals, No Misses:

9, Dave Hoppen vs. S. Illinois, Nov. 26, 1985
9, Venson Hamilton vs. Iowa St., Feb. 3, 1996
9, Ade Dagunduro vs. UMBC, Dec. 23, 2008

Field Goals, Consecutive Games:

15, Ade Dagunduro vs. IPFW, UMBC and South Carolina State, Dec. 20 to Dec. 30, 2008

3-Point Field Goals:

8, Cary Cochran vs. Baylor, Feb. 27, 2002 (13 att.)

3-Point Field Goals Attempted:

13, Cary Cochran vs. Baylor, Feb. 27, 2002 (8 made)

3-Point Field Goal Percentage:

1.000, Brian Conklin vs. Missouri, Feb. 7, 2004 (5-5)

Free Throws:

16, Eric Johnson vs. Creighton, Nov. 26, 1988 (18 att.)
16, Rich King vs. N. Illinois, Feb. 18, 1991 (19 att.)

Free Throw Attempts:

25, Aleks Maric vs. Kansas St., Feb. 13, 2007 (15 made)

Free Throws, No Misses:

15, Jack Moore vs. Oklahoma St., Feb. 10, 1982

Rebounds:

21, Kimani Friend vs. Oral Roberts, Dec. 22, 1999

Assists:

14, Brian Carr vs. California-Irvine, Dec. 2, 1985

Blocked Shots:

9, Mikki Moore vs. Coppin State, Dec. 6, 1996

Steals:

8, Greg Downing, vs. UNKC, Dec. 8, 1982
8, Cookie Belcher vs. Oklahoma St., Feb. 7, 2001

Minutes:

60, Jack Moore and Andre Smith
vs. Ala.-Birmingham, Dec. 22, 1979 (40T)

OPPONENT INDIVIDUAL

Points:

43, Harold Miner, USC, Nov. 25, 1991

Field Goals:

16, Ron Kellogg, Kansas, Feb. 2, 1985 (19 att.)

Field Goal Attempts:

34, Harold Miner, USC, Nov. 25, 1991 (15 made)

Field Goals, No Misses:

7, Gary Taylor, Southern Colorado, Nov. 29, 1984;
7, Mohamed Berte, South Dakota State, Dec. 8, 2005

3-Point Field Goals:

8, Brad Soucie, Eastern Michigan
vs. Pittsburgh, March 18, 1988 (NCAA, 14 att.)
8, Randy Rutherford, Oklahoma St., Feb. 1, 1995 (14 att.)
8, Jerald Brown, Texas A&M, Jan. 11, 1997 (10 att.)
8, Devin Brown, UT-San Antonio, Nov. 28, 2001 (14 att.)
8, Josh Carter, Texas A&M, Feb. 10, 2007 (11 att.)
8, Obi Muonelo, Oklahoma State, March 5, 2007 (11 att.)

3-Point Field Goals Attempted:

15, Nathan Binam, Oral Roberts, Dec. 22, 1999 (5 made)

3-Point Field Goal Percentage:

.833, Matt Roggenburk, Creighton, Nov. 26, 1988 (5-6)

Free Throws:

16, Tyray Pearson, Iowa State, Jan. 26, 2002 (20 att.)

Free Throw Attempts:

20, Tyray Pearson, Iowa State, Jan. 26, 2002 (16 made)

Free Throws, No Misses:

12, Jeff Hornacek, Iowa State, Feb. 18, 1984
12, Tim Ellis, Kansas State, Feb. 18, 2004

Rebounds:

20, Jerome Lane, Pittsburgh vs. Vanderbilt,
March 20, 1988 (NCAA)

Assists:

14, Jeff Bowling, Air Force vs. Pepperdine, Dec. 1, 1989

Blocked Shots:

6, Ekpe Udoh, Baylor, Feb. 10, 2010
6, Wendell Williams, North Texas vs. Army, Dec. 3, 1988

Steals:

8, Jose Winston, Colorado, Jan. 23, 1999

Minutes Played:

58, Keith McCord, Alabama-Birmingham,
Dec. 22, 1979 (40T)

NEBRASKA TEAM

Points in a Game:

117, vs. Harvard, Dec. 1, 1989

Fewest Points in a Game:

39, vs. Kansas State, March 7, 1984

Points in a Half:

66, vs. Oklahoma, Feb. 16, 1991 (2nd)

Fewest Points in a Half:

14, vs. Wisconsin, Dec. 27, 2011 (2nd)

Margin of Victory:

57, vs. Arkansas-Pine Bluff, Nov. 23, 2004 (97-40)

Margin of Defeat:

34, vs. Ohio State, Jan. 21, 2012 (45-79)

Field Goals:

48, vs. Montana State, Dec. 23, 1977 (87 att.)
48, vs. Eastern Washington, Jan. 14, 1984 (80 att.)

Field Goal Attempts:

88, vs. Tennessee Tech, Dec. 14, 1990 (45 made)

Field Goal Percentage:

.750, vs. Nebraska-Omaha, Jan. 25, 1988 (42-56)

Lowest Field Goal Percentage:

.246, vs. Oklahoma, Jan. 16, 2002 (16-65)

3-Point Field Goals:

18, vs. Kansas, Feb. 24, 2002 (37 att.)

3-Point Field Goals Attempted:

37, vs. Kansas, Feb. 24, 2002 (18 made)

3-Point Field Goal Percentage:

.750, vs. Texas-Pan American, Dec. 2, 2009 (9-12)

Free Throws:

43, vs. Texas, Jan. 3, 1996 (59 att.)

Fewest Free Throws:

1, vs. Kansas State, Jan. 21, 1989 (6 att.)

Free Throw Attempts:

59, vs. Texas, Jan. 3, 1996 (43 made)

Fewest Free Throws Attempted:

3, vs. Missouri, Jan. 16, 1982 (2 made)
3, vs. Texas A&M, Feb. 10, 2007 (2 made)

Free Throw Percentage:

1.000, vs. Kansas, Feb. 15, 2004 (12-12)

Rebounds:

72, vs. Oklahoma, Jan. 27, 1992

Fewest Rebounds:

14, vs. Missouri, Feb. 26, 1983

Personal Fouls:

34, vs. Kansas, Jan. 8, 1990

Fewest Personal Fouls:

8, vs. Florida A&M, Jan. 5, 2009
8, vs. Michigan, Feb. 8, 2012

Assists:

36, vs. Montana State, Dec. 23, 1977

Turnovers:

30, vs. Texas, Jan. 3, 1996

Fewest Turnovers:

3, vs. Baylor, Feb. 10, 2010
3, vs. Maryland Eastern Shore, Jan. 3, 2009

Blocked Shots:

15, vs. Coppin State, Dec. 6, 1996

Steals:

22, vs. Florida A&M, Dec. 20, 1993

OPPONENT TEAM

Points in a Game:

111, by Missouri, Jan. 13, 1990

Fewest Points in a Game:

26, by Bethune-Cookman, Dec. 20, 2003

Points in a Half:

62, by Missouri, Jan. 13, 1990 (2nd)
by Oklahoma State, Feb. 14, 1990 (2nd)

Fewest Points in a Half:

8, by North Carolina Central, Dec. 22, 2007 (1st)

Margin of Victory:

34, by Ohio State, Jan. 21, 2012 (79-45)

Field Goals:

43, by Pittsburgh vs. Eastern Michigan,
March 18, 1988 (NCAA, 69 att.)

Field Goal Attempts:

85, by Tennessee Tech, Dec. 14, 1990

Field Goal Percentage:

.771, by Kansas State, Feb. 3, 1982 (27-35)

Lowest Field Goal Percentage:

.196, by North Carolina Central, Dec. 22, 2007

3-Point Field Goals:

15, by Northern Iowa, Dec. 16, 1995

3-Point Field Goals Attempted:

37, by Baylor, Feb. 14, 1998 (9 made)

3-Point Field Goal Percentage:

.750, by Creighton, Nov. 26, 1988 (9-12)

Free Throws:

44, by Oklahoma State, Feb. 14, 1990 (52 att.)

Fewest Free Throws:

0, by Arkansas-Pine Bluff, Nov. 23, 2004 (4 att.)

Free Throw Attempts:

52, by Oklahoma State, Feb. 14, 1990 (44 made)

Fewest Free Throw Attempts:

2, four times, most recently by USC, Nov. 17, 2010 (2 made)

Free Throw Percentage:

1.000, by Kansas, Jan. 26, 1977 (11-11)
1.000, by Colorado, Feb. 16, 1980 (14-14)
1.000, by Colorado, Jan. 21, 1981 (12-12)

Rebounds:

54, by Bowling Green vs. Alabama State, Dec. 14, 1990
54, by Florida A&M, Dec. 20, 1994

Fewest Rebounds:

15, by Wisconsin-Stevens Point, Jan. 9, 1985

Personal Fouls:

38, by Texas, Jan. 3, 1996

Fewest Fouls:

7, by Wake Forest vs. Kansas, March 18, 1984 (NCAA)

Disqualifications:

5, by Pepperdine, Dec. 2, 1989

Assists:

29, by Pittsburgh vs. E. Michigan, March 18, 1988 (NCAA)

Turnovers:

35, by Denver, Nov. 26, 1982

Fewest Turnovers:

6, by Vanderbilt vs. Pittsburgh, March 20, 1988 (NCAA);
6, by Colorado, Feb. 22, 2006

Blocked Shots:

13, by Kansas State, Jan. 15, 1997

Steals:

17, by Eastern Washington, Dec. 3, 1979

DEVANEY CENTER HISTORY

DEVANEY CENTER ATTENDANCE

Year	G	Total		Conference		
		Att.	Avg.	G	Att.	Avg.
1976-77	11	106,868	9,715	7	74,243	10,606
1977-78	17	172,892	10,170	7	90,514	12,931
1978-79	11	131,769	11,979	7	87,502	12,500
1979-80	16	145,626	9,102	7	79,015	11,288
1980-81	15	136,483	9,099	7	82,009	11,716
1981-82	14	143,819	10,273	7	79,329	11,333
1982-83	18	195,333	10,852	7	86,511	12,359
1983-84	17	173,721	10,219	7	82,233	11,746
1984-85	15	176,045	11,736	7	95,221	13,603
1985-86	15	146,117	9,741	7	78,208	11,173
1986-87	17	197,395	11,611	7	81,680	11,669
1987-88	14	159,100	11,364	7	90,875	12,982
1988-89	18	193,545	10,753	7	87,283	12,469
1989-90	15	150,190	10,013	7	81,894	11,699
1990-91	15	199,605	13,307	7	100,740	14,391
1991-92	16	207,950	12,997	7	100,079	14,297
1992-93	16	*213,715	*13,357	7	100,620	14,374
1993-94	16	212,447	13,278	7	*100,973	*14,475
1994-95	17	202,688	11,923	7	95,768	13,681
1995-96	16	168,225	10,514	7	87,065	12,438
1996-97	16	174,119	10,882	8	99,167	12,396
1997-98	15	141,472	9,431	8	87,060	10,883
1998-99	16	146,653	9,166	8	77,477	9,685
1999-2000	16	117,466	7,342	8	70,321	8,790
2000-01	14	122,602	8,757	8	77,057	9,632
2001-02	16	130,053	8,128	8	78,637	9,830
2002-03	15	121,179	8,079	8	70,264	8,783
2003-04	18	144,663	8,037	8	79,274	9,909
2004-05	16	131,763	8,235	8	72,869	9,109
2005-06	19	125,267	6,593	8	72,233	9,029
2006-07	16	134,981	8,436	8	75,009	9,376
2007-08	19	155,258	8,171	8	80,875	10,109
2008-09	18	146,964	8,164	8	81,744	10,218
2009-10	18	122,387	6,799	8	66,777	8,347
2010-11	19	178,507	9,395	8	90,131	11,266
2011-12	17	170,019	10,019	9	96,264	10,696

*Single-season record

LARGEST CROWDS TO SEE NEBRASKA

- 25,348 Xavier, at Minneapolis, Minn., March 14, 1991 (NCAA)
- 18,999 Kansas, at Dallas, March 11, 2006 (B12T)
- 18,910 Oklahoma State, at Kansas City, Mo., March 9, 2011 (B12T)
- 18,892 Oklahoma, at Dallas, March 10, 2006 (B12T)
- 18,879 Oklahoma State, at Oklahoma City, March 8, 2007 (B12T)
- 18,268 Missouri, Dallas, Texas, March 10, 2004 (B12T)
- 17,876 Iowa State, at Kansas City, Mo., March 8, 1996 (B8T)
- 17,816 Missouri, at Dallas, March 9, 2006 (B12T)
- 17,496 Missouri, at Kansas City, Mo., March 12, 1994 (B8T)
- 17,257 Purdue, at Indianapolis, Ind., March 8, 2012 (B1GT)

MISCELLANEOUS ATTENDANCE

Largest attendance for Nebraska game in the Devaney Center
15,038, vs. Oklahoma State, 1980-81

Largest attendance for Nebraska conference game in the Devaney Center
15,038, vs. Oklahoma State, 1980-81

Smallest attendance for Nebraska game in the Devaney Center
3,571, vs. Montana, Dec. 23, 1980

Smallest attendance for Nebraska conference game in the Devaney Center
6,387, vs. Texas A&M, Jan. 15, 2003

DEVANEY CENTER OVERTIME GAMES

(NU holds a 19-5 record)

Jan. 27, 1979 Nebraska 66, Kansas 64

Dec. 22, 1979 Nebraska 92, Alabama-Birmingham 84 (4OT)

Jan. 23, 1980 Nebraska 74, Oklahoma State 73

March 8, 1980 Louisville 71, Kansas State 69 (NCAA)

March 8, 1980 Missouri 87, Notre Dame 84 (NCAA)

Nov. 28, 1980 Wyoming 62, Nebraska 59

Feb. 8, 1984 Nebraska 54, Oklahoma State 52

Jan. 3, 1987 Nebraska 70, Creighton 55

Feb. 28, 1987 Nebraska 83, Kansas 81

Jan. 6, 1988 Grambling State 71, Nebraska 68

March 20, 1988 Vanderbilt 80, Pittsburgh 74 (NCAA)

Dec. 3, 1988 North Texas 82, Army 79 (Ameritas Classic)

Feb. 19, 1992 Nebraska 81, Kansas 79

Jan. 30, 1993 Nebraska 88, Missouri 87

Dec. 10, 1994 Nebraska 96, Michigan State 91

Feb. 25, 1996 Oklahoma 80, Nebraska 76

Jan. 15, 1997 Nebraska 87, Kansas State 77

Feb. 18, 1998 Nebraska 67, Missouri 66

Nov. 23, 1999 Nebraska 81, Eastern Illinois 78 (2OT)

Feb. 7, 2001 Nebraska 78, Oklahoma State 75

Jan. 26, 2002 Nebraska 86, Iowa State 84

Jan. 4, 2003 Nebraska 79, Denver 75

Jan. 18, 2003 Nebraska 80, Colorado 77

Jan. 8, 2005 Nebraska 95, Kansas State 85 (2OT)

Feb. 24, 2007 Nebraska 82, Missouri 77

Feb. 13, 2008 Missouri 86, Nebraska 78

Jan. 24, 2009 Oklahoma State 76, Nebraska 74

Feb. 27, 2010 Nebraska 83, Texas Tech 79 (2OT)



More than 4 million fans have packed the Devaney Center since it opened in 1976, including nearly 2.5 million during conference action.

CONFERENCE TOURNAMENT RESULTS

BIG EIGHT

1977 (NU, 0-1)
at Kansas 61, Nebraska 58,
Tournament Champion: Kansas State
Champion: Kansas State
(11-3 Big Eight, 23-8 Overall)

1978 (NU, 1-1)
Nebraska 71, Oklahoma State 63
Missouri 61, Nebraska 58
Tournament Champion: Missouri
Champion: Kansas (13-1, 24-5)

1979 (NU, 0-1)
at Kansas State 61, Nebraska 60 (2OT)
Tournament Champion: Oklahoma
Champion: Oklahoma (10-4, 21-10)

1980 (NU, 1-1)
Nebraska 75, Oklahoma 68
Kansas State 60, Nebraska 59
Jack Moore, All-Tournament
Champion: Missouri (11-3, 25-6)
Tournament Champion: Kansas State

1981 (NU, 0-1)
Colorado 70, Nebraska 66
Tournament Champion: Kansas
Champion: Missouri (10-4, 22-10)

1982 (NU, 1-1)
Nebraska 60, Oklahoma State 49
Missouri 58, Nebraska 53
Tournament Champion: Missouri
Champion: Missouri (12-2, 27-4)

1983 (NU, 1-1)
Nebraska 94, Iowa State 71
Missouri 69, Nebraska 63
Tournament Champion: Oklahoma St.
Champion: Missouri (12-2, 26-8)

1984 (NU, 0-1)
Kansas State 41, Nebraska 39
Tournament Champion: Kansas
Champion: Oklahoma St. (13-1, 29-5)

1985 (NU, 0-1)
at Kansas 74, Nebraska 69
Tournament Champion: Oklahoma
Champion: Oklahoma (13-1, 31-6)

1986 (NU, 1-1)
Nebraska 82, Oklahoma State 75
Iowa State 75, Nebraska 58
Bernard Day, All-Tournament
Tournament Champion: Kansas
Champion: Kansas (13-1, 35-4)

1987 (NU, 0-1)
Kansas State 47, Nebraska 45
Tournament Champion: Missouri
Champion: Missouri (11-3, 24-10)

1988 (NU, 0-1)
Kansas State 75, Nebraska 70
Tournament Champion: Oklahoma
Champion: Oklahoma (12-2, 35-4)

1989 (NU, 0-1)
Missouri 98, Nebraska 70
Tournament Champion: Missouri
Champion: Oklahoma (12-2, 30-6)

1990 (NU, 0-1)
Oklahoma 78, Nebraska 65
Tournament Champion: Oklahoma
Champion: Missouri (12-2, 26-6)

1991 (NU, 2-1)
Nebraska 117, Oklahoma 113 (OT)
Nebraska 87, Kansas 83
Missouri 90, Nebraska 82
Clifford Scales and Tony Farmer,
All-Tournament
Tournament Champion: Missouri
Co-Champions: Oklahoma State
(10-4, 24-8), Kansas (10-4, 27-8)

1992 (NU, 0-1)
Oklahoma 107, Nebraska 85
Tournament Champion: Kansas
Champion: Kansas (11-3, 27-5)

1993 (NU, 0-1)
Kansas State 47, Nebraska 45
Tournament Champion: Missouri
Champion: Kansas (11-3, 29-7)

1994 (NU, 3-0)
Nebraska 105, Oklahoma 88
Nebraska 98, Missouri 91
Nebraska 77, Oklahoma State 66
Tournament Champion: Nebraska
All-Tournament: Eric Piatkowski (MVP),
Bruce Chubick, Jaron Boone,
Champion: Missouri (14-0, 28-4)

1995 (NU, 0-1)
Oklahoma State 68, Nebraska 48
Tournament Champion: Oklahoma St.
Champion: Kansas (11-3, 25-6)

1996 (NU, 0-1)
Iowa State 62, Nebraska 60
Tournament Champion: Iowa State
Champion: Kansas (12-2, 29-5)

BIG 12

1997 (NU, 0-1)
Missouri 78, Nebraska 72
Tournament Champion: Kansas
Champion: Kansas (15-1, 34-2)

1998 (NU, 1-1)
Nebraska 65, Baylor 46
Kansas 91, Nebraska 59
Tournament Champion: Kansas
Champion: Kansas (15-1, 35-4)

1999 (NU, 1-1)
Nebraska 69, Texas Tech 50
Kansas 77, Nebraska 53
Tournament Champion: Kansas
Champion: Texas (13-3, 19-13)

2000 (NU, 0-1)
Baylor 63, Nebraska 55
Tournament Champion: Iowa State
Champion: Iowa State (14-2, 32-5)

2001 (NU, 0-1)
Kansas State 72, Nebraska 68
Tournament Champion: Oklahoma
Champion: Iowa State (13-3, 25-6)

2002 (NU, 0-1)
Colorado 67, Nebraska 60
Tournament Champion: Oklahoma
Champion: Kansas (16-0, 27-2)

2003 (NU, 0-1)
Missouri 70, Nebraska 61
Tournament Champion: Oklahoma
Champion: Kansas (14-2, 30-8)

2004 (NU, 0-1)
Oklahoma 63, Nebraska 59
Tournament Champion: Oklahoma St.
Champion: Oklahoma St. (14-2, 31-4)

2005 (NU, 0-1)
Missouri 70, Nebraska 67
Tournament Champion: Oklahoma St.
Co-Champions: Oklahoma (12-4, 25-8),
Kansas (12-4, 23-7)

2006 (NU, 2-1)
Nebraska 71, Missouri 64
Nebraska 69, Oklahoma 63
Kansas 79, Nebraska 65
Tournament Champion: Kansas
Co-Champions: Texas (13-3, 30-7),
Kansas (13-3, 25-8)

2007 (NU, 0-1)
Oklahoma State 54, Nebraska 39
Tournament Champion: Kansas
Champion: Kansas (14-2, 33-5)

2008 (NU, 1-1)
Nebraska 61, Missouri 86
Kansas 64, Nebraska 54
Tournament Champion: Kansas
Co-Champions: Texas (13-3, 31-7),
Kansas (13-3, 37-3)

2009 (NU, 0-1)
Baylor 65, Nebraska 49
Tournament Champion: Missouri
Champion: Kansas (14-2, 27-8)

2010 (NU, 1-1)
Nebraska 75, Missouri 60
Texas A&M 70, Nebraska 64
Tournament Champion: Kansas
Champion: Kansas (15-1, 33-3)

2011 (NU, 0-1)
Oklahoma State 53, Nebraska 52
Tournament Champion: Kansas
Champion: Kansas (14-2, 35-3)

BIG TEN

2012 (NU, 0-1)
Purdue 79, Nebraska 61
Tournament Champion: Michigan State
Co-Champions: Ohio State (31-8, 13-5),
Michigan State (29-8, 13-5),
Michigan (24-10, 13-5)

BIG TEN TOURNAMENT RECORD VS. OPPONENT

NU Opponent	League	League	League
	Tourney	Tourney	Tourney
		In Indy	In Chicago
Illinois	0-0	0-0	0-0
Indiana	0-0	0-0	0-0
Iowa	0-0	0-0	0-0
Michigan	0-0	0-0	0-0
Michigan State	0-0	0-0	0-0
Northwestern	0-0	0-0	0-0
Ohio State	0-0	0-0	0-0
Penn State	0-0	0-0	0-0
Purdue	0-1	0-1	0-0
Wisconsin	0-0	0-0	0-0
Total	0-1	0-1	0-0

CONFERENCE TOURNAMENTS

NEBRASKA BY ROUND

First*

Home:	0-0
Away:	0-0
Indianapolis:	0-1
Chicago:	0-0
Big Ten:	0-1
All-Time:	4-11

Quarterfinals

Indianapolis:	0-0
Chicago:	0-0
Big Ten:	0-0
All-Time:	9-16

Semifinals

Indianapolis:	0-0
Chicago:	0-0

Big Ten:	0-0
All-Time:	2-7

Championship

Indianapolis:	0-0
Chicago:	0-0
Big Ten:	0-0
All-Time:	1-1

Totals

Indianapolis:	0-1
Chicago:	0-0
All-Time:	16-35

*-First round refers to opening round of Big 12 tourney or Big Ten Tournament; quarterfinals are opening round of Big Eight tourney, quarterfinals of Big 12 or quarterfinals of Big Ten Tournament.

CONFERENCE TOURNAMENT RECORDS

INDIVIDUAL GAME

Points--42; Eric Piatkowski vs. Oklahoma, 1994
 Opponent--34; Jeff Webster, Oklahoma, 1994
 Field Goals--14; Eric Piatkowski vs. Oklahoma, 1994 (23 att.)
 Opponent--12; Jeff Webster, Oklahoma, 1994 (21 att.)
 Field Goal Attempts--23; Eric Piatkowski vs. Oklahoma, 1994 (14 made); Tyronn Lue vs. Missouri, 1997 (10 made)
 Opponent--21; John Douglas, Kansas, Feb. 26, 1977 (9 made); Jeff Webster, Oklahoma, 1994 (12 made); Larry Reid, Kansas State, March 3, 2001 (10 made)
 Field Goals, No Misses--6; Andre Smith vs. Colorado, 1981
 Opponent--8; Ed Nealy, Kansas State, 1980
 3-Point Field Goals--6; Cary Cochran vs. Colorado, 2002 (11 att.)
 Opponent--6; Randy Rutherford, Oklahoma State, 1994 (11 att.); Blair Wilson, Colorado, 2002 (11 att.)
 3-Point Field Goal Attempts--11; Cary Cochran vs. Colorado, 2002 (6 made)
 Opponent--14; Mark Atkins, Missouri, 1994 (4 made)
 3-Point Field Goal Pct.--1.000; Clifford Scales vs. Oklahoma, 1991 (3-3); Marcus Perry, vs. Oklahoma, 2006 (3-3)
 Opponent--.750; Askia Jones, Kansas State, 1993 (3-4) .750; Curtis Jerrells, Baylor, 2009 (3-4)
 Free Throws--13; Tony Farmer, vs. Kansas, 1991 (16 att.)
 Opponent--12; Doug Smith, Missouri, 1991 (14 att.)
 Free Throw Attempts--16; Tony Farmer vs. Kansas, 1991 (13 made)
 Opponent--14; Doug Smith, Missouri, 1991 (12 made)
 Free Throws Made, No Misses--*12; Tony Farmer vs. Oklahoma, 1991
 Opponent--11; Mark Tucker, Oklahoma State, 1978
 Rebounds--16; Bruce Chubick vs. Missouri, 1994
 Opponent--20; Kevin Rogers, Baylor, 2009
 Assists--14; Brian Carr at Kansas, 1985
 Opponent--9; Lee Coward, Missouri, 1989
 Blocked Shots--5; Derrick Chandler vs. Kansas State, 1993
 Opponent--*8; John Flippen, Baylor, 2000
 Steals--*8; Venson Hamilton vs. Texas Tech, 1999
 Opponent--6; Nick Bradford, Kansas, 1998
 Minutes--*50; Andre Smith and Brian Banks at Kansas State, 1979
 Opponent--*50; Glenn Marshall, Kansas State, 1979
 *Indicates overall tournament record


INDIVIDUAL CAREER

Points--136; Eric Piatkowski, 1991-94 (8 games)
 Field Goals--45; Eric Piatkowski, 1991-94 (110 att., 8 games)
 Field Goal Attempts--110; Eric Piatkowski, 1991-94 (45 made, 8 games)
 Field Goal Percentage--.667; Mike Naderer, 1978-81 (24-36, 6 games)
 3-Point Field Goals--13; Eric Piatkowski, 1991-94 (47 att., 8 games); Erick Strickland, 1993-96 (30 att., 6 games)
 3-Point Field Goal Attempts--47; Eric Piatkowski, 1991-94 (13 made, 8 games)
 3-Point Field Goal Pct.--.556; Eric Johnson, 1988-89 (5-9, 2 games)
 Free Throws--33; Eric Piatkowski, 1991-94 (41 att., 8 games)
 Free Throw Attempts--41; Eric Piatkowski, 1991-94 (33 made, 8 games)
 Free Throw Percentage--.900; Jack Moore, 1980-82 (27-30, 5 games)
 Rebounds--54; Aleks Maric, 2005-08 (7 games)
 Assists--29; Brian Carr, 1984-87 (5 games)
 Blocked Shots--15; Venson Hamilton, 1996-99 (6 games)
 Steals--15; Venson Hamilton, 1996-99 (6 games)
 Minutes Played--255; Eric Piatkowski, 1991-94 (8 games)
 Minutes Per Game--*40.75; Brian Banks, 1977-79 (163 in 4 games)
 *Indicates overall tournament record

TEAM GAME

Points--117; vs. Oklahoma, 1991 (OT)
 Opponent--113; Oklahoma, 1991 (OT)
 Points in Half--59; vs. Oklahoma, 1991 (2nd)
 Opponent--59; Missouri, 1994 (2nd)
 Field Goals--38; vs. Oklahoma, 1991 (84 att.)

Opponent--39; Missouri, 1989 (68 att.); Oklahoma, 1992 (73 att.)
 Field Goal Attempts--84; vs. Oklahoma, 1991 (38 made)
 Opponent--82; Missouri, 1994 (32 made)
 Field Goal Percentage--.646; vs. Oklahoma State, 1986 (31-48)
 Opponent--.610; Missouri, 1983 (25-41)
 3-Point Field Goals--10; vs. Missouri, 1994 (24 att.); vs. Missouri, 2003 (33 att.)
 Opponent--12; Baylor, 2000 (27 att.)
 3-Point Field Goals Attempted--*33; vs. Missouri, 2003 (10 made)
 Opponent--28; Missouri, 1994 (7 made)
 3-Point Field Goal Pct.--.571; vs. Kansas, 1991 (4-7)
 Opponent--.692; Oklahoma, 1992 (9-13)
 Free Throws--34; vs. Iowa State, 1983 (42 att.); Oklahoma, 1991 (41 att.)
 Opponent--37; Oklahoma, 1991 (51 att.)
 Free Throw Attempts--42; vs. Iowa State, 1983 (34 made)
 Opponent--*51; Oklahoma, 1991 (37 made)
 Free Throw Percentage--1.000; vs. Baylor, 2009 (10-10)
 Opponent--.923; Missouri, 1991 (12-13)
 Rebounds--55; vs. Oklahoma, 1991
 Opponent--53; Kansas, 1998
 Assists--22; vs. Oklahoma State, 1986
 Opponent--26; Kansas, 1998
 Blocked Shots--10; vs. Iowa State, 1996
 Opponent--9; Baylor, 2000; Colorado, 2002
 Steals--*23; vs. Texas Tech, 1999
 Opponent--15; Kansas, 1999
 *Indicates overall tournament record



Venson Hamilton scored more than 1,400 career points and was the first player in Nebraska history to record more than 1,000 career rebounds.

POSTSEASON RESULTS

Year	Tournament/Round	Opponent	Result	Site	NU High Scorer	NU High Rebounds	NU High Assists
1948-49	*NCAA Playoff	Oklahoma State	L, 35-52	Kansas City, Mo.	N/A	N/A	N/A
1966-67	NIT/First Quarterfinals	Bye Marshall	L, 88-119	New York City	Tom Baack, 33	Tom Baack, 10	Tom Baack, 5
1977-78	NIT/First Quarterfinals	Utah State Texas	W, 67-66 L, 48-67	Lincoln, Neb. Austin, Texas	Andre Smith, 18 Carl McPipe, 16	Carl McPipe, 7 Carl McPipe, 7	Novak, Banks, 6 Terry Novak, 3
1979-80	NIT/First	Michigan	L, 69-76	Ann Arbor, Mich.	Andre Smith, 30	Andre Smith, 12	Jack Moore, 2
1982-83	NIT/First Second Quarterfinals Semifinals	Tulane Iona TCU DePaul	W, 72-65 W, 85-73 W, 67-57 L, 58-68	Lincoln, Neb. Lincoln, Neb. Lincoln, Neb. New York City	Stan Cloudy, 20 Stan Cloudy, 24 Stan Cloudy, 18 Dave Hoppen, 15	Stan Cloudy, 14 Stan Cloudy, 8 Stan Cloudy, 9 Dave Hoppen, 9	Stan Cloudy, 7 Cloudy, Williams, 5 Ponce, Downing, 7 Greg Downing, 5
1983-84	NIT/First Second	Creighton Xavier	W, 56-54 L, 57-58	Omaha, Neb. Cincinnati, Ohio	Dave Hoppen, 25 Dave Hoppen, 22	Dave Hoppen, 10 Dave Hoppen, 7	Carr, Ponce, 5 Eric Williams, 5
1984-85	NIT/First Second	Canisius UCLA	W, 79-66 L, 63-82	Lincoln, Neb. Los Angeles, Calif.	Dave Hoppen, 21 Dave Hoppen, 23	Bill Jackman, 10 Dave Hoppen, 9	Harvey Marshall, 5 Brian Carr, 6
1985-86	NCAA/First	Western Kentucky	L, 59-67	Charlotte, N.C.	Bernard Day, 18	Chris Logan, 12	Brian Carr, 5
1986-87	NIT/First Second Quarterfinals Semifinals Third Place	Marquette Arkansas Washington Southern Mississippi Arkansas-Little Rock	W, 78-76 W, 78-71 W, 81-76 L, 75-82 W, 76-67 (OT)	Lincoln, Neb. Lincoln, Neb. Lincoln, Neb. New York City New York City	Bernard Day, 18 Anthony Bailous, 20 Carr, Vick, 17 Derrick Vick, 19 Brian Carr, 18	Vick, Day, 6 Bill Jackman, 9 Derrick Vick, 8 Bill Jackman, 9 Derrick Vick, 12	Bernard Day, 5 Henry T. Buchanan, 6 Three with 3 Brian Carr, 7 Brian Carr, 9
1988-89	NIT/First Second	Arkansas State Ohio State	W, 81-79 L, 74-85	Lincoln, Neb. Columbus, Ohio	Eric Johnson, 18 Eric Johnson, 23	Pete Manning, 5 Reid, Owens, 7	Clifford Scales, 10 Reid, Johnson, 5
1990-91	NCAA/First	Xavier	L, 84-89	Minneapolis, Minn.	Rich King, 25	Rich King, 12	Rich King, 4
1991-92	NCAA/First	Connecticut	L, 65-86	Cincinnati, Ohio	Derrick Chandler, 17	Derrick Chandler, 11	Eric Piatkowski, 5
1992-93	NCAA/First	New Mexico State	L, 79-93	Syracuse, N.Y.	Eric Piatkowski, 29	Derrick Chandler, 10	Three with 3
1993-94	NCAA/First	Pennsylvania	L, 80-90	Uniondale, N.Y.	Eric Piatkowski, 23	Piatkowski, Chubbick, 8	Jamar Johnson, 5
1994-95	NIT/First Second	Georgia Penn State	W, 69-61 L, 59-65	Lincoln, Neb. Lincoln, Neb.	Erick Strickland, 21 Mikki Moore, 15	Erick Strickland, 10 Erick Strickland, 7	Jaron Boone, 6 Erick Strickland, 8
1995-96	NIT/First Second Third Semifinals Championship	Colorado State Washington State Fresno State Tulane St. Joseph's	W, 91-83 W, 82-73 W, 83-71 W, 90-78 W, 60-56	Fort Collins, Colo. Lincoln, Neb. Fresno, Calif. New York City New York City	Erick Strickland, 19 Erick Strickland, 18 Erick Strickland, 17 Garner, Strickland, 20 Erick Strickland, 13	Mikki Moore, 10 Venson Hamilton, 12 Moore, Garner, 10 Venson Hamilton, 9 Mikki Moore, 13	Tyronn Lue, 5 Boone, Strickland, 4 Erick Strickland, 5 Jaron Boone, 6 Lue, Boone, 4
1996-97	NIT/First Second Third	Washington Nevada Connecticut	W, 67-63 W, 78-68 L, 67-76	Lincoln, Neb. Reno, Nev. Storrs, Conn.	Tyronn Lue, 14 Mikki Moore, 21 Mikki Moore, 24	Venson Hamilton, 10 Mikki Moore, 15 Venson Hamilton, 6	Moore, Lue, 4 Tyronn Lue, 4 Belcher, Markowski 2
1997-98	NCAA/First	Arkansas	L, 65-74	Boise, Idaho	Tyronn Lue, 18	Venson Hamilton, 10	Tyronn Lue, 6
1998-99	NIT/First Second	UNLV TCU	W, 68-55 L, 89-101	Lincoln, Neb. Fort Worth, Texas	Cookie Belcher, 17 Cary Cochran, 23	Andy Markowski, 11 Venson Hamilton, 10	Cookie Belcher, 5 Three with 4
2003-04	NIT/Opening First Second	Creighton Niagara Hawaii	W, 71-70 W, 78-70 L, 83-84	Omaha, Neb. Lincoln, Neb. Honolulu, Hawaii	Andrew Drevo, 20 Turek, Johnson, 17 Nate Johnson, 26	Andrew Drevo, 9 John Turek, 8 Brian Conklin, 6	Marcus Neal, 4 Brian Conklin, 4 Marcus Neal, 3
2005-06	NIT/First	Hofstra	L, 62-73	Hempstead, N.Y.	Jason Dourisseau, 15	Aleks Maric, 12	Jamel White, 6
2007-08	NIT/First NIT/Second	Charlotte Mississippi	W, 67-48 L, 75-87 (ot)	Lincoln, Neb. Oxford, Miss.	Ade Dagunduro, 15 Aleks Maric, 18	Aleks Maric, 10 Aleks Maric, 10	Aleks Maric, 5 Sek Henry, 5
2008-09	NIT/First	New Mexico	L, 71-83	Albuquerque, N.M.	Sek Henry, 13	Ade Dagunduro, 5	Cookie Miller, 4
2010-11	NIT/First	Wichita State	L, 49-76	Wichita, Kan.	Jeter, Diaz, 12	Jorge Brian Diaz, 8	Lance Jeter, 3

NEBRASKA IN THE POSTSEASON

All-Time Postseason Appearances*: 23 (6 NCAA, 17 NIT)

All-Time Postseason Record: 23-22

In the NCAA Tournament: 0-6 (1986, 1991, 1992, 1993, 1994, 1998)

In the NIT: 23-16 (1967, 1978, 1980, 1983, 1984, 1985, 1987, 1989, 1995, 1996, 1997, 1999, 2004, 2006, 2008, 2009, 2011)

In the NCAA Playoffs: 0-1* (1949)

*Playoff game between Big Seven and Missouri Valley Conference champions for berth in eight-team NCAA Tournament field. Not considered to be "official" participation in the NCAA Tournament.




POSTSEASON RECORDS

INDIVIDUAL GAME

Points--33, Tom Baack vs. Marshall, March 13, 1967
 Opponent--46, George Stone, Marshall, March 13, 1967
 Field Goals--13, Tom Baack vs. Marshall, March 13, 1967 (24 att.)
 Opponent--20, George Stone, Marshall, March 13, 1967 (38 att.)
 Field Goal Attempts--24, Tom Baack vs. Marshall, March 13, 1967 (13 made)
 Opponent--38, George Stone, Marshall, March 13, 1967 (20 made)
 Field Goal Percentage (min. 5 att.)--1.000, Mikki Moore at Nevada, March 18, 1997 (9-9)
 Opponent--1.000, Adrian Uter, Hofstra, March 16, 2006 (6-6)
 3-Point Field Goals--7, Cary Cochran at TCU, March 15, 1999 (7-9)
 Opponent--6, Jason Carter, Hawaii, March 22, 2004 (7 att.)
 3-Point Field Goal Attempts--12, Brian Conklin vs. Hawaii, March 22, 2004 (6 made)
 Opponent--17, Dominick Young, Fresno State, March 22, 1996 (5 made)
 3-Point Field Goal Pct.--.778, Cary Cochran at TCU, March 15, 1999 (7-9)
 Opponent--.857, Jason Carter, Hawaii, March 22, 2004 (6-7)
 Free Throws--13, Dave Hoppen vs. Canisius, March 13, 1985 (16 att.)
 Opponent--9, Reggie Miller, UCLA, March 19, 1985 (9 att.)
 Free Throw Attempts--16, Dave Hoppen vs. Canisius, March 13, 1985 (13 made)
 Opponent--11, Kevin Freeman, Connecticut, March 21, 1997 (7 made)
 Free Throws, No Misses--7, Sek Henry at New Mexico, March 17, 2009
 Opponent--9, Reggie Miller, UCLA, March 19, 1985
 Rebounds--15, Mikki Moore at Nevada, March 18, 1997
 Opponent--16, Bob Allen, Marshall, March 13, 1967;
 16, Tyrone Corbin, DePaul, March 28, 1983
 Assists--10, Clifford Scales vs. Arkansas State, March 16, 1989
 Opponent--16, Sam Crawford, New Mexico State, March 19, 1993
 Blocked Shots--5, Aleks Maric at Hofstra, March 16, 2006
 Opponent--8, Walter Downing, DePaul, March 28, 1983
 Steals--6, Brian Carr vs. Arkansas-Little Rock, March 26, 1987; Cookie
 Belcher vs. Washington, March 12, 1997; Cookie Belcher vs. Arkansas,
 March 12, 1998; Cookie Belcher vs. UNLV, March 10, 1999;
 Opponent--8, Dominick Young, Fresno State, March 22, 1996

TEAM GAME

Points--91, vs. Colorado State, March 14, 1996
 Opponent--119, by Marshall, March 13, 1967
 Points in a Half--52, vs. Colorado State, March 14, 1996 (2nd)
 Opponent--61, by Marshall, March 13, 1967 (2nd)
 Field Goals--37, vs. Marshall, March 13, 1967 (90 att.)
 Opponent--46, by Marshall, March 13, 1967 (90 att.)
 Field Goal Attempts--90, vs. Marshall, March 13, 1967 (37 made)
 Opponent--90, by Marshall, March 13, 1967 (46 made)
 Field Goal Percentage--.588, vs. Washington State, March 19, 1996 (30-51)
 Opponent--.621, by TCU, March 15, 1999 (36-58)
 3-Point Field Goals--10, vs. Colorado State, March 14, 1996 (17 att.);
 10, at TCU, March 15, 1999 (19 att.)
 Opponent--12, by Penn State, March 21, 1995 (28 att.)
 3-Point Field Goal Attempts--27, at Hofstra, March 16, 2006 (9 made)
 Opponent--28, by Penn State, March 21, 1995 (12 made)
 3-Point Field Goal Pct.--.588, vs. Colorado State, March 14, 1996 (10-17)
 Opponent--.571, by Arkansas State, March 16, 1989 (8-14)
 Free Throws--33, vs. Canisius, March 13, 1985 (41 att.); vs. Tulane, March 26, 1996 (45 att.)
 Opponent--29, by Xavier, March 14, 1991 (40 att.)
 Free Throw Attempts--45, vs. Tulane, March 26, 1996 (33 made)
 Opponent--40, by Xavier, March 14, 1991 (28 made)
 Free Throw Percentage--.900, at Ohio State, March 20, 1989 (9-10)
 Opponent--.905, Arkansas, March 12, 1998 (19-21)
 Rebounds--49, vs. Connecticut, March 19, 1992
 Opponent--63, by Marshall, March 13, 1967
 Assists--24, three times, most recently vs. Arkansas State, March 16, 1989
 Opponent--26, by TCU, March 15, 1999
 Blocked Shots--7, at Hofstra, March 16, 2006
 Opponent--10, by DePaul, March 28, 1983; by Connecticut, March 21,
 1997; by TCU, March 15, 1999;
 Steals--15, vs. Washington, March 12, 1997
 Opponent--16, by Tulane, March 26, 1996




Mikki Moore led Nebraska to the 1996 NIT championship game, where the Huskers defeated St. Joseph's, 60-56, to earn their first-ever basketball title on the national level.



Cookie Belcher shares the school record with six steals in a postseason game. He accomplished the feat on three occasions as a Husker.

HISTORY



**JOE
CIPRIANO**

THE HISTORY OF HUSKER BASKETBALL

By Mike Babcock

As near as anyone can determine, the University of Nebraska was first represented by a men's basketball team on Feb. 2, 1897, just six years after Dr. James A. Naismith set down the rules of the game at the International YMCA Training School in Springfield, Mass.

A team from the Lincoln YMCA was the opponent, and Nebraska posted an 11-8 victory at Grant Memorial Hall, the home of the Huskers for all but two seasons until the Coliseum opened in 1926. The same teams played in Grant Hall three weeks later with a similar result, as NU won 23-14. Nebraska had to rally in the second game. The *Hesperian*, a student newspaper, reported: "At the end of the first half the score stood 9 to 6 in favor of the visitors but during the second half our boys took a brace and some excellent work was done."

Such was the modest beginning of a program that has enjoyed its greatest success since 1980. In that span, NU has earned a 504-379 record and 18 postseason appearances, including six NCAA Tournaments, while adding a Phillips 66 Big Eight Tournament title in 1994 and the 1996 National Invitation Tournament championship.

Nebraska doubled its schedule in 1898, losing twice to the Lincoln YMCA and splitting two games with the Omaha YMCA. A 16-12 loss against the Omaha YMCA provided evidence as to why Nebraska finished 1-3 that season. According to *The Hesperian* account: "The great difficulty of the University team was mere recklessness. Our boys have been playing with a loose interpretation of the rules. The officials were strict and of course the resulting advantage was in favor of Omaha." Then as now, overly aggressive play had its drawbacks.

Nebraska played teams from other universities for the first time in 1899, winning two games against Nebraska Wesleyan and one against Doane en route to the unofficial state championship. The next season, Nebraska played an out-of-state opponent for the first time, defeating the University of Kansas, 48-8, at Lincoln. That game still ranks as the worst loss for a Jayhawk team and was the first for either school against a present-day NCAA Division I school and the first matching present-day Big 12 Conference institutions.

The Kansas team was coached by Dr. Naismith. The Nebraska student yearbook, *Sombrero*, wrote: "A closely contested game was looked for. The Jayhawkers were, however, completely outclassed, the score being 48-8." Based on the victory against Kansas and four other similarly decisive victories, "the basketball team for this year was undoubtedly superior to any in the west," the *Sombrero* concluded. It would be several years before such a claim could be made again.



Bus Whitehead was a two-time All-Big Seven selection in 1949 and 1950. The court at the Hendricks Training Complex is named after Whitehead, who passed away in 2010.

Nebraska hired its first full-time coach in 1911. E.O. "Jumbo" Stiehm, who scored 24 points against Nebraska as a Wisconsin basketball player in 1908, coached both football and basketball. His first Husker basketball team won 14 of 15 games, its only loss coming at Minnesota, 40-15. The student newspaper, *The Daily Nebraskan*, blamed the loss on Nebraska's inability to adjust to the Gophers' "100-foot floor."

A *Daily Nebraskan* account of Nebraska's 29-28 season-ending victory against Kansas at Lincoln in 1912 provides evidence that some fans' behavior hasn't changed much over the years.

"The game as a whole was entirely unsatisfactory, being marred by rough tactics of the visitors, incompetent work on the part of the referee and interruptions by the audience, which were in part justifiable."

Nebraska shared the Missouri Valley Conference championship with Kansas in 1912 and 1914 and won the title outright in 1913 under Stiehm's leadership. The 1913-14 team was "so fast it took a movie camera to catch 'em," according to the *Cornhusker* student yearbook. It was described as a "point-a-minute" team, which wasn't quite accurate. Typically, games lasted 40 minutes (though that wasn't always the case), and Nebraska averaged 30 points per game. Guard Sam Carrier became Nebraska's first All-America basketball player in 1913. He and Carl Underwood led the Huskers to 17 victories in 19 games. Underwood was the Missouri Valley Conference scoring leader with 66 points in 10 conference games.

Nebraska won another conference title outright in 1916, after Sam Waugh replaced Stiehm as the *Cornhuskers'* coach for one season. Stiehm, who coached the first game of the season before giving way to Waugh, had planned to remain at Nebraska through the basketball season before leaving to become coach and athletic director at Wisconsin. But the Nebraska Athletic Board decided to replace him.


Waugh was succeeded by E.J. "Doc" Stewart, whose three *Cornhusker* teams had a combined record of 29-23. Nebraska was 22-2 in 1919-20 and 11-3 in 1920-21 under Coach P.J. Schissler. After the 1919-20 season, Schissler challenged the University of Chicago to a game, but to no avail. The *Cornhuskers* also were invited to a postseason AAU tournament in Atlanta but didn't go.

Schissler's teams played as independents. Nebraska lost its affiliation with the Missouri Valley Conference because of a decision to play a football game against Oklahoma in Omaha in 1919. Conference rules prohibited such games (Oklahoma had not yet joined the Missouri Valley Conference). Nebraska returned to the Missouri Valley Conference in 1921, and Owen Frank replaced Schissler as basketball coach. The remainder of the Roaring 1920s was, for the most part, undistinguished.

Basketball was rough and tumble. There was a center jump after every basket and no requirement to cross mid-court in 10 seconds or less. The ball was a lot different, too, more like a medicine ball, which contributed to some dull games.

The most significant event during the 1920s was the building of the Coliseum, which was dedicated on Feb. 6, 1926. The *Cornhuskers* dropped a 25-14 decision to Kansas in the first game at their new home, which was built at a cost of \$445,000 and seated 8,000 for basketball. Prior to that, Nebraska played most of its home games in Grant Hall, which seated about a fourth as many fans as the Coliseum and was located just to the north of where the Sheldon Art Gallery now stands.

Athletic Director Fred Leuhring arranged for Nebraska to play its home basketball games at the State Fairgrounds Coliseum in 1921, in order to accommodate more spectators. The *Cornhuskers* played two seasons at the Fairgrounds Coliseum, which had a wider court than Grant Hall.



Chuck Jura earned All-Big Eight honors in 1972 for Head Coach Joe Cipriano.



Claude Retherford was the leading scorer on NU's 1949 Big Seven Championship team.

The first game there was played on Jan. 14, 1921. Nebraska defeated conference opponent Grinnell 31-10 before an audience of 1,500, according to newspaper estimates. After two seasons, the Cornhuskers returned to Grant Hall, which had been remodeled, and continued to play home games there until the NU Coliseum opened.

Nebraska ended the decade with an 11-5 season under Charles T. Black, a former Kansas All-American in 1928-29. In the next 19 seasons, the Huskers had just two winning records, back-to-back campaigns under Coach W.H. Browne in 1935-36 and 1936-37. The 1937 team tied

Kansas for the Big Six championship, after finishing second to the Jayhawks in 1936.

The 1930s produced four more Cornhusker All-Americans: center Don Maclay in 1931, guard Steve Hokuf in 1933, guard George Wahlquist in 1936 and guard Robert Parsons in 1937. Maclay was the Big Six scoring leader in 1930, scoring 112 points in 10 league games.

Harry Good was hired as head coach in 1946 and after two losing seasons, turned Nebraska's fortunes around. In 1948-49, Good's Huskers went 16-10, tied Oklahoma for the Big Seven regular-season championship and defeated the Sooners, 57-56, in a conference playoff to qualify for an NCAA playoff game. The NCAA Tournament was structured differently then, and the Cornhuskers needed to win that playoff to advance into the NCAA field. They lost to Oklahoma A&M, the Missouri Valley Conference champion, 52-35, at Kansas City, Mo. Coach Henry P. Iba's Aggies went on to finish second to Kentucky, coached by Adolph Rupp, in the NCAA Tournament.

In 1949-50, Nebraska again won 16 games and shared the Big Seven crown with Kansas and Kansas State. That marks the last time the conference had a three-way tie at the top. "We were King in our day," Claude Retherford once told a newspaper reporter. "They were firing football coaches left and right, but we packed 'em in. Oh, people were interested in football, but basketball was THE game on the Nebraska campus when we played." Retherford earned All-Big Seven recognition in 1949 after leading the conference in scoring with a 12.4 points-per-game average.

The Cornhuskers had another first-team All-Big Seven performer in 1949, Milton "Bus" Whitehead. The 6-10 center from Scottsbluff, Neb., also earned all-conference honors in 1950, when he averaged a then-school-record 15.7 points per game. Whitehead was named to the District V All-America team by Collier's Magazine. Whitehead also was the first Cornhusker selected to play in the East-West All-Star Game in New York City's Madison Square Garden. When he graduated, Whitehead held nine school scoring records.

Nebraska basketball experienced another drought beginning in 1950-51, with 15 consecutive losing seasons. Despite playing for a team that finished last in the Big Seven in 1952, Husker guard Jim Buchanan earned All-America and all-conference honors. And even though the late Jerry Bush, dubbed the "Big Bear of the Coliseum," never produced a winning team in his nine seasons as head coach at Nebraska, his colorful personality and uncanny ability to fashion upsets kept Cornhusker fans entertained.

The most dramatic upset during Bush's tenure as coach came on Feb. 22, 1958, against Kansas. The Jayhawks featured 7-foot center Wilt Chamberlain and were ranked fourth in the nation when they came to Lincoln. Earlier in the season, the Jayhawks had defeated the Huskers, 102-46, at Lawrence, Kan., with Chamberlain matching Nebraska by scoring 46 points. Nebraska scored a 43-41 victory in the rematch, when 5-9 guard Jim Kubacki hit a 15-foot jump shot with two seconds remaining.

But that's only part of the drama. Kubacki, a senior from Toledo, Ohio, spent all but the final 6:53 of the game sitting on the bench in street clothes, forced there by a knee injury and the kind of fate from which legends are built. When the Cornhuskers' captain, Gary Reimers, left the game with leg cramps, Kubacki convinced Bush to let him suit up. Four minutes and seven seconds later, Kubacki went into the game. Two minutes and 44 seconds after that, he hit the winning shot.

Bush also had the distinction of coaching the school's first 1,000-point scorer, guard Herschell Turner, who came from Indianapolis, Ind., where he was rated the second-best high school player in the state as a senior, behind only crosstown-rival Oscar Robertson. Turner earned All-America honors in 1959 and followed with All-Big Eight honors in 1960 and ended his Cornhusker career with 1,056 points.

Following the 1962-63 season, Bush was replaced as head coach by Joe Cipriano, who brought the nickname "Slippery Joe" and up-tempo basketball to the Coliseum. His teams pressed full-court and ran a fast-break offense, which led the Big Eight in scoring average in 1966, 1967 and 1968.


Cipriano's first two teams had a combined record of 17-33. But his third team, in 1965-66, was one of the most successful in school history, finishing 20-5 and second to Kansas in the Big Eight. All-Big Eight guard Grant Simmons, the first Cornhusker to earn academic All-Big Eight honors, was the team's leader.

The 1966-67 team finished 16-9 and made the school's first appearance in the 16-team National Invitation Tournament, played at New York City's Madison Square Garden. Guard Stu Lantz was a two-time All-Big Eight pick and led the Cornhuskers in scoring and rebounding in both 1966-67 and 1967-68.

Guard Marvin Stewart and center Chuck Jura earned All-Big Eight honors for Cipriano in 1971 and 1972, respectively. Guard Jerry Fort, who finished his career with a then-school-record 1,882 points, was the first Nebraska player chosen first-team all-conference three times, from 1974 through 1976. With Fort's leadership, Nebraska began a string of 14 winning seasons.

In the fall of 1976, Cornhusker basketball moved out of the Coliseum and into the state-of-the-art Bob Devaney Sports Center. Located on the State Fairgrounds, the \$13 million athletic complex was financed by a special cigarette tax.

Cipriano coached Nebraska to another 20-victory season in 1977-78. The Cornhuskers, led by All-Big Eight guard Brian Banks, finished with a 22-8 record and advanced to the second round of the NIT. Despite failing health – a battle against cancer that he finally lost – Cipriano



Andre Smith was the Big Eight Player of the Year for Nebraska in 1981.

shared coaching duties with his assistant, Moe Iba, in 1979-80, and took Nebraska to the NIT again. For their efforts, the duo shared United Press International Big Eight Coach-of-the-Year honors.

Cipriano brought Nebraska into the modern era, coaching 17 seasons and 450 games. His record was 253-197, and those 253 victories represent nearly one-fifth of Nebraska's all-time total. Following Cipriano's death, Iba was named head coach, and he continued Cipriano's winning ways. In Iba's six seasons on the bench, Nebraska was 106-71 and advanced to postseason play four times.

Center Andre Smith was the 1981 Big Eight MVP and twice earned All-Big Eight honors. However, it was the late Jack Moore, a 5-10 playmaker from Muncie, Ind., who captured the hearts of Nebraska fans from 1980 through 1982. Moore earned All-Big Eight honors in 1982, when he won the Naismith Award, given annually to the nation's top player under 6-feet tall. The first three-time academic All-Big Eight pick in Nebraska history, Moore scored 1,204 points and hit .901 from the free throw line during his career.

The cornerstone of Iba's teams from 1983 through 1986 was Omaha, Neb., native Dave Hoppen, a three-time All-Big Eight center and the first Nebraska basketball player to have his jersey number (42) retired by the school. In 1982-83, Hoppen's freshman season, the Cornhuskers were 22-10 and won three games in the NIT before losing to DePaul in the semifinals at Madison Square Garden. The Cornhuskers returned to the NIT each of the next two seasons, advancing to the second round both times.

Hoppen's college career, though, was ended by a knee injury he sustained in a game at Colorado on Feb. 1, 1986. He finished as the school's all-time scoring leader with 2,167 points and broke or tied 19 school records during his four-year stay. After Hoppen's injury, Iba's team regrouped and went on to earn the school's first-ever "official" NCAA Tournament berth. Nebraska lost to Western Kentucky in the first round of the Southeast Regional, 67-59. Following the game, Iba announced his resignation.

On March 27, 1986, Danny Nee was officially introduced as Nebraska's 24th basketball coach. During a news conference to announce his hiring, Nee said a "new era" in Cornhusker basketball was beginning.

Nee's 14 teams appeared in postseason play 11 times and topped the 20-victory mark in seven seasons. In his first season, Nebraska was 21-12 and finished third in the NIT.

After a 13-18 record in his second season, the Cornhuskers got back over the .500 mark with a 17-16 record in 1988-89 and advanced to the second round of the NIT.

Nebraska missed the school single-season record for losses by one in 1989-90 (10-18), then won a school-record 26 games, with only eight losses, in 1990-91. The Cornhuskers reached the Big Eight Tournament championship game for the first time and advanced to the NCAA Tournament, losing to Xavier 89-84 in the first round of the regionals at Minneapolis, Minn.

The 1990-91 team included two first-round NBA draft picks, senior Rich King and redshirt freshman Eric Piatkowski. The 7-2 King was the tallest player in Cornhusker history.

Piatkowski, Nebraska's sixth-man in 1990-91, went on to win first-team all-conference



Nebraska won the 1996 NIT title at Madison Square Garden. It was the third time since 1980 that the Huskers reached at least the NIT semifinals.



Nebraska won its only Big Eight Tournament title during the 1994 season as the Huskers won three straight over Oklahoma, No. 3 Missouri and No. 23 Oklahoma State.

honors twice. He ranks second on the Cornhuskers' career-scoring list with 1,934 points, and he is the only Nebraska player to finish with at least 1,900 points, 600 rebounds (669) and 300 assists (322). In 2006, Piatkowski became the third Husker, joining Hoppen and Stu Lantz (No. 22), to have his jersey number (52) retired.

Three more NCAA Tournament appearances followed the record-shattering 1991 season. In 1992-93, the Huskers registered their highest league finish under Nee by tying for second in the Big Eight.

In addition to reaching the NCAA Tournament for a fourth consecutive season and recording back-to-back 20-victory seasons for the first time in school history, Nee's 1993-94 team made history by winning the school's first Phillips 66 Big Eight Tournament title. The Cornhuskers defeated Oklahoma, Missouri and Oklahoma State, in that order, to earn the tournament championship.

Nebraska's NCAA Tournament run ended at four in 1994-95, but the Huskers kept their postseason streak alive with an NIT berth, advancing to the second round. The 1995-96 team struggled down the stretch but was back in the NIT and capped its season with a run to the tournament title.

The Huskers won two games on the road and scored more than 80 points in four of their five postseason games. They finished with a 60-56 victory against St. Joseph's at Madison Square Garden.

"The NIT run was incredible when you look at the teams we beat and how we beat them," Nee said after the remarkable run. "I don't care what anybody says, it was domination."

The 1996 NIT championship team was one of the most talented in school history. Two future NBA players, Erick Strickland and 1998 first-round draft pick Tyrone Lue, were in the backcourt. And two other players on the team scored 1,000 career points, Jaron Boone and freshman Venson Hamilton, who would finish his career in 1999 as the school's all-time leading rebounder and shot-blocker.

Lue's contributions as a freshman to the NIT championship team were only a preview of what was to come. The lightning-quick, 6-0 point guard finished his career as the seventh-leading scorer in school history, and he ranked in the top 10 in 12 other career categories. His leadership carried the 1996-97 Cornhusker team, the first to play in the Big 12, to another NIT



Venson Hamilton was the second Husker to be named conference player of the year when he earned the award in 1999.

appearance.

Behind a late-season run, which included Nebraska's longest conference winning streak in 20 years, Nee's 12th team finished fourth in the Big 12 and returned to the NCAA Tournament. The bid was the Cornhuskers' fifth during the 1990s and extended the school-record postseason run to eight.

The streak reached nine in 1999, as the Cornhuskers just missed an NCAA Tournament bid and advanced to the second round of the NIT. In the process, NU reached the 20-victory mark for a second consecutive season, and Hamilton was named Big 12 Player of the Year.

The optimism that preceded the 1999-2000 season, Nee's last, quickly faded with the loss of guard Cookie Belcher, who was sidelined by a wrist injury and forced to take a medical redshirt. The Cornhuskers were off-balance almost from the beginning of the season and fell far short of expectations.

Even though Nee became the winningest coach in school history in 1999-2000, getting victory No. 254 to pass Joe Cipriano in the Cornhuskers' final home game against Colorado, his final team finished with an 11-19 record. The 19 losses tied for the most in school history.

With then-Director of Athletics Bill Byrne setting his sites on bringing NU basketball back to national prominence, he hired Barry Collier as the Cornhuskers' new coach on April 5, 2000. In Collier's first season with the Huskers, Nebraska finished with a 14-16 mark as Belcher returned to the lineup and earned second-team All-Big 12 Conference honors while finishing third in NCAA history for career steals with 353.

In Collier's fourth season, Nebraska ran to an 18-13 record and its first postseason bid in five years. Nebraska won its first two games in the 2004 NIT, including an exhilarating 71-70 road victory over in-state foe Creighton in the opening round. After a home-court victory over Niagara, the Huskers' season came to an end three days later in a valiant effort at Hawaii when NU came back from 17 points down at halftime to tie the game at the first media timeout of the second period before eventually falling by a point.

Nebraska struggled the following season but an influx of young talent helped the Huskers move forward. Freshman 6-11 center Aleks Maric made an immediate impact as he broke the NU freshman rebounds record and ranked in the rookie top 10 for blocked shots. Maric – the first Australian to ever play basketball for the Huskers – was a force in the paint as he tied the school freshman record for double-doubles. It was a sign of good things to come as he finished his four-year career ranked fifth all-time in scoring and was only the second Husker ever to record at least 1,000 career rebounds.

NU made its second postseason appearance in three years in 2006 before finishing with a 19-14 record. It was the most wins under Collier and the first time his Huskers won a game at the Big 12 Championship as NU reached the semifinals of the conference tourney for the first time since winning the Big Eight Tournament title in 1994.

Collier looked to have a solid base in place for 2006-07 before abruptly resigning in early August to take the position of athletic director at his alma mater, Butler University, ending his career at Nebraska with an 89-91 overall record.

The late opening posed little challenge for Nebraska as one week later, on Aug. 8, 2006, Kenneth "Doc" Sadler was introduced as the 26th head coach in program history. Sadler's forte on the defensive end helped the Huskers to three postseason appearances in his first five years at Nebraska.

Nebraska finished first in the Big 12 and 18th nationally in scoring defense in 2007-08, allowing just 60.7 points per game. Sadler's specialty was highlighted again in 2008-09 as the Huskers proved it was no fluke, claiming another first-place defense in the league while ranking 22nd nationally by giving up just 60.4 points per contest. It was the second-lowest total in the Husker record book since 1951, giving Sadler-coached squads three of the top four Husker scoring defenses in the past half century. In 2010-11, Nebraska led the Big 12 for the third time in four seasons, allowing just 60.5 points per game and ranking seventh nationally in field goal defense (.389).

The Huskers' 20-13 record in 2007-08 included a 7-9 record in league play, after starting the Big 12 campaign with an 0-4 mark. In 2008-09, Sadler helped Nebraska continue its upward trend with eight league victories, marking NU's first .500 record in conference play in a decade. Nebraska's 2010-11 season was highlighted by wins over three ranked teams, including No. 3 Texas, as the victory over the Longhorns was marked the highest ranked team Nebraska had defeated since 1994.

The 2011-12 season began a new era for Nebraska basketball, as the Huskers joined the Big Ten Conference. The conference is annually one of the best leagues in the country, sending seven teams to the NCAA Tournament in 2010-11. The 2011-12 season also marked the opening of the Hendricks Training Complex, an 84,000-foot training facility for the Husker basketball program which includes practice courts, locker room, team lounge, offices as well as strength and nutrition areas, giving Nebraska one of the best facilities in the nation.

Following the 2011-12 season, Nebraska moved into a different direction as Athletic Director Tom Osborne chose Tim Miles to run the basketball program. A proven program builder at each of his previous stops, Miles came to Nebraska after serving as the head coach at Colorado State University. In his final season at CSU, he guided the Rams to a 20-12 record and the school's first NCAA appearance in nine seasons during his final year in Fort Collins.

This year also ends another era for Nebraska basketball, as it is the final season for the Huskers at the Bob Devaney Sports Center after 37 seasons. Nebraska will move to the Pinnacle Bank Arena in downtown Lincoln in the fall of 2013.



Aleks Maric finished his career ranked fifth all-time in scoring and second in rebounding, becoming only the third player in Big 12 history to record at least 1,600 points and 1,000 rebounds in a career.

ALL-TIME LETTERWINNERS

Note: Lettermen lists are not available for 1894, 1895, 1897, 1904 and 1906. The year listed is for the year in which the season ended. For example 1918 represents the 1917-18 season. Hometowns are listed, when available. If you have any updates or corrections, email them to sportsinfo@huskers.com.

A A A

- Adkins, R.F., 1918
- Akromis, Bernard, 1951..... Omaha, Neb.
- Almeida, Andre, 2011..... Sao Paulo, Brazil
- Amberson, A.B., 1910
- Amen, Paul, 1936-37-38.....Lincoln, Neb.
- Anderson, Chuck, 1980..... North Platte, Neb.
- Anderson, Kenneth, 1947-49
- Anderson, R.D., 1899
- Anderson, R.R., 1900
- Anderson, Ryan, 2007-08-09-10.....Seattle, Wash.
- Anderson, W.E., 1899-1900
- Andresen, Roy H., 1925-26-27..... Bloomfield, Neb.
- Antulov, Bob, 1964..... New York City, N.Y.
- Artman, Allan, 1942-43-44..... Kearney, Neb.
- Arwood, Jim, 1956-57-58..... Fostoria, Ohio
- Augustine, Kevin, 2001.....Santa Ana, Calif.

B B B

- Baack, Tom, 1966-67-68..... Ft. Wayne, Ind.
- Babson, (no first name), 1901
- Badgett, Terrance, 1993-94-95-96..... Omaha, Neb.
- Bailey, Russell, 1919-20-21
- Bailous, Anthony, 1986-87..... Los Angeles, Calif.
- Baker, Howard, 1935-36-37
- Balham, Chris, 2007-08-09..... Kansas City, Kan.
- Banks, Brian, 1976-77-78-79..... Hammond, Ind.
- Bargen, Jed, 1988-89..... Lincoln, Neb.
- Barger, Gerald, 1932
- Barry, Donald, 1946

- Barth, Phil, 1960
- Beerle, Wilmer J., 1924-25-26
- Beers, F.R., 1905
- Bekins, Melvin, 1920-21
- Belcher, Cookie, 1997-98-99-01..... Mexico, Mo.
- Belka, Robert, 1933
- Bell, Dwight, 1907-08-09
- Bell, Paul, 1905-07-08
- Benedict, Maurice, 1903.....Lincoln, Neb.
- Beranek, Drake, 2011..... Ravenna, Neb.
- Berwald, Lance, 1980-81..... Minneapolis, Minn.
- Best, Tom, 1993-94..... South Holland, Ill.
- Black, Leo, 1924-25
- Bloss, Dale, 1945
- Boeker, Justin, 2001-02..... Houston, Texas
- Bohac, Adam, 2001-02-03-04..... Kimball, Neb.
- Boich, Arnold, 1955
- Booker, Kenny, 2000..... Clarksdale, Miss.
- Boone, Jaron, 1993-94-95-96..... Salt Lake City, Utah
- Bornschneggl, Larry, 1963-64..... Geneva, Neb.
- Boswell, Hubert, 1932-33..... Lincoln, Neb.
- Bottorf, John, 1942-43
- Bowers, Bill, 1960-61-62..... Lincoln, Neb.
- Bradford, Steffon, 2000-01..... Clewiston, Fla.
- Branch, Nate, 1965-66-67..... Palo Alto, Calif.
- Brand, Daniel, 1956..... Bellevue, Neb.
- Brooks, Jim, 1969..... Akron, Ohio
- Brooks, Melvin, 1994-95..... Elizabeth City, N.C.
- Brothers, Ralph, 1896
- Brown, Burton, 1943
- Brown, Darren, 1986..... Detroit, Mich.
- Brown, John, 1926-27-28
- Brown, Joseph, 1946-47-48-50..... Nashville, Tenn.
- Bryan, Tom, 1969-71..... Fort Recovery, Ohio
- Buchanan, Demetrius, 1985..... South Bend, Ind.
- Buchanan, Henry T., 1987-88..... Muncie, Ind.
- Buchanan, James, 1950-51-52..... Ft. Wayne, Ind.

- Buckendahl, Ross, 1999-2000-02.....Battle Creek, Neb.
- Buel, Duane, 1954-55-56.....Malcolm, Neb.
- Burbach, Chad, 1997-98..... Columbus, Neb.
- Burke, A.G, 1896
- Burrus, R.M., 1905-07-08
- Buuck, A. Allen, 1960-61..... Ft. Wayne, Ind.

C C C

- Cahill, John, 1959..... Dakota City, Neb.
- Caldwell, James, 1977..... Cottonport, La.
- Campbell, H.W., 1916-17
- Campbell, Willie, 1965-66-67..... Seattle, Wash.
- Carman, Frank, 1921-22
- Carr, Brian, 1984-85-86-87..... Muncie, Ind.
- Carrier, Sam, 1911-12-13
- Cassidy, Fred, 1943
- Cauble, Ken, 1968-69-70..... Midland, Texas
- Cebun, Harold, 1964..... Houston, Texas
- Cech, Henry, 1948-49-50..... Berwyn, Ill.
- Cerv, Bob, 1947-48-49-50..... Weston, Neb.
- Chalk, Leroy, 1969-70-71..... Big Sandy, Texas
- Chambers, Phil, 1975..... Denver, Colo.
- Chandler, Derrick, 1992-93..... Mitchellville, Md.
- Chesnut, Ben, 2001..... Omaha, Neb.
- Christline, Cal, 1971-72-73..... Sterling, Neb.
- Chubick, Bruce, 1991-92-93-94..... Atkinson, Neb.
- Clemmons, Brennon, 2002-03..... Indianapolis, Ind.
- Cloudy, Stan, 1983-84..... Center, Texas
- Coard, Eric, 1975-76-77..... Washington, D.C.
- Cochran, Cary, 1999-2000-01-02..... Minden, Iowa
- Coker, Fred, 1974..... Redondo Beach, Calif.
- Collins, J.C., 1917
- Collins, Ray, 1979-80-81-82..... Chicago, Ill.
- Conklin, Brian, 2001-02-03-04..... Hubbard, Ohio
- Conklin, Leonard, 1931
- Cook, Thomas, 1946
- Copple, Leland, 1932-33-34..... Rosalie, Neb.
- Cortelyou, Spencer, 1899-1900-01-02..... Omaha, Neb.
- Coufal, Norman, 1955-56..... David City, Neb.
- Cox, Larry, 1974-75-76..... Denver, Colo.
- Cox, Rodney, 1947-48-49
- Cozier, Kenneth J., 1923-24
- Cresswell, Chris, 1990-91-92..... Merced, Calif.
- Cunningham, Bill, 1979..... Ft. Wayne, Ind.
- Curran, Sammy, 1980..... Liberal, Kan.

D D D

- Dagunduro, Ade, 2008-09..... Inglewood, Calif.
- Damm, Jim, 1966-67-68..... Bellflower, Calif.
- Davey, G. Seldon, 1930-31
- Davison, Charles Minot, 1931-32
- Davison, Matt, 2000..... Tecumseh, Neb.
- Day, Bernard, 1986-87..... Washington, D.C.
- Despot, Srebrenko, 1978..... Zagreb, Yugoslavia
- Dewitz, Rufus, 1924..... Stanton, Neb.
- Diaz, Jorge Brian, 2010-11-12..... Caguas, Puerto Rico
- Dock, Titus, 1984..... Perkins, Ga.
- Doebele, Dudley, 1956-57..... Elmwood, Neb.
- Dohrmann, Elmer, 1936-37-38..... Staplehurst, Neb.
- Dolezal, Eric, 1989..... La Porte, Ind.
- Dourisseau, Jason, 2003-04-05-06..... Omaha, Neb.
- Downing, Greg, 1980-81-82-83..... Duluth, Minn.
- Drvo, Andrew, 2003-04..... Lincoln, Neb.
- Dworak, Thomas, 1944

E E E

- Ebaugh, Floyd, 1936-37-38..... Superior, Neb.
- Eckelman, Eric, 1979..... Muncie, Ind.
- Edwards, Alonzo, 2009..... Houston, Texas
- Ekstrom, Fred, 1924-25-26
- Ekwall, Rex, 1955-56-57..... Holmesville, Neb.
- Eldridge, Bruce, 1918
- Elliott, Newell J., 1903..... Beatrice, Neb.
- Elliott, Robert, 1937-38-39..... West Point, Neb.
- Elliott, Thomas, 1926-27-28
- Elson, Kenneth, 1942-43..... North Platte, Neb.

- Empkey, Frank, 1966-67..... Omaha, Neb.
- Enright, Mark, 1974..... Cedar Rapids, Iowa
- Enright, Roy, 2003..... Omaha, Neb.
- Erwin, Steve, 1973-74-75..... Laurel, Neb.
- Extrom, LeGrand, 1952

F F F


- Fagler, Willard, 1952-53-54-55.....Harvard, Neb.
- Farmer, Tony, 1991..... Los Angeles, Calif.
- Ferguson, J.M., 1903
- Ffriend, Kimani, 2000-01..... Kingston, Jamaica
- Fields, Rodney, 2000-01..... Tampa, Fla.
- Fisher, Morris, 1929-30-31..... Lincoln, Neb.
- Fitz, Don, 1939-40-41
- Fitzgibbon, John, 1941-42-43
- Fitzpatrick, Wilson, 1958..... Marshall, Mo.
- Florence, Larry, 1997-98-99-2000..... Phenix City, Ala.
- Flothow, Paul, 1917
- Flynn, W.H., 1917
- Ford, Kedrick, 2001-02..... Macon, Ga.
- Fort, Jerry, 1973-74-75-76..... Chicago, Ill.
- Frank, Mike, 2010-11-12..... Beatrice, Neb.
- Frank, Owen, A., 1911-12..... Grand Island
- Fredstrom, Paul, 1952-53..... Lincoln, Neb.

G G G

- Gallegos, Ray, 2010-11..... Salt Lake City, Utah
- Galter, Morris, 1944..... Lincoln, Neb.
- Gardner, Charles, 1916
- Gardner, J., 1916
- Garner, Bernard, 1996-97..... Many, La.
- Gates, Bob, 1950..... Lincoln, Neb.
- Gerelick, Philip, 1926-27
- Gerhart, H., 1918
- Geter, Lewis, 1990..... Columbus, Ohio
- Gibson, J.P., 1911-12
- Gillian, Charles, 1919
- Gilreath, Ivan, 1981..... Omaha, Neb.
- Glock, Jason, 1992-94-95-96..... Wahoo, Neb.
- Goetze, Hartmann, 1940-41-42
- Gohde, George, 1928
- Good, Joseph, 1951-52-53..... Lincoln, Neb.
- Goodson, Orr, 1924-25
- Grace, Harvey, 1928-29-30
- Gratopp, Bob, 1968-69-70..... Geneva, Neb.
- Graves, Allen, 1958..... Lincoln, Neb.
- Gregory, Amos, 1993..... Nashville, Tenn.
- Gregory, Tom, 1971-72..... Fullerton, Calif.
- Gribble, George, 1942
- Grimm, Lloyd, 1937-38-39..... Omaha, Neb.
- Grupe, Ivan, 1961-62-63..... Byron, Neb.
- Gutleben, J.S., 1896

H H H

- Hagensick, E.H., 1905
- Hagensick, Ed 1902
- Hahn, Robert, 1945
- Hale, Leland, 1935-36-37..... Lincoln, Neb.
- Hamilton, Venson, 1996-97-98-99..... Forest City, N.C.
- Hankins-Cole, Quincy, 2010..... Roosevelt, N.Y.
- Hanzlik, M., 1912-14
- Hare, Fred, 1965-66..... Omaha, Neb.
- Hare, Jerry, 1954..... Grand Island, Neb.
- Harley, Steve, 2008-09..... Temple Hills, Md.
- Harriman, Brant, 1998..... Mason City, Iowa
- Harris, Lee, 1972..... Omaha, Neb.
- Harris, Rickey, 1974-75-76-77..... Denver, Colo.
- Harry, Robert, 1958-59-60..... York, Neb.
- Hartley, Harold S., 1921..... Harvard, Neb.
- Haskell, Ross, 1912-13-14
- Hassler, Francis, 1943..... McCook, Neb.
- Hawkins, Earl, 1913-14-15
- Hay, John, 1940-41
- Hayes, Carl, 1990-91-92..... Chicago, Ill.
- Hecox, Fred, 1945-46..... Cozad, Neb.
- Hedberg, Curt, 1975-77-78-79..... Lincoln, Neb.



Elmer Dohrmann earned a school-record 11 varsity letters at Nebraska, including three each in football, basketball and baseball and two in track.

Heimos, Dan, 2002-03..... Waterloo, Ill.
 Heinzelman, Robert, 1942-43
 Held, Sidney, 1940-41-42
 Henrion, Walter, 1932-33
 Henry, Sek, 2007-08-09-10..... Los Angeles, Calif.
 Hester, Wayne, 1958-59-60..... Lincoln, Neb.
 Hewitt, I.P., 1902-03
 Hilliard Jr., Corey, 2012..... Kansas City, Mo.
 Hiltner, A.H., 1910-11-12
 Hiltner, W., 1903
 Hinckley, Ryan, 1997..... Pocatello, Idaho
 Hoar, J.W., 1903-05-07
 Hoemann, Vic, 1945
 Hoffman, J.F., 1991-92..... Cambridge, Neb.
 Hokuf, Stephen, 1930-31-33..... Crete, Neb.
 Holder, Allen, 1976-77..... Las Vegas, Nev.
 Holley, Myles, 2010..... Norfolk, Va.
 Hollins, Kenneth, 1944-45..... Valley, Neb.
 Holm, Elmer, 1927-28-29..... Omaha, Neb.
 Holmes, Joe, 1999..... Seat Pleasant, Md.
 Hoppen, Dave, 1983-84-85-86..... Omaha, Neb.
 Howard, Terry, 1957..... Elkhorn, Neb.
 Howard, Warren, 1914..... Omaha, Neb.
 Hubka, Ernest, 1918..... Virginia, Neb.
 Hugel, Jim, 1961-63..... Holdrege, Neb.
 Hugg, Ed, 1914-15-16
 Hughes, Brett, 1982-83..... Waterloo, Ind.
 Hughes, Michael, 1992..... Peoria, Ill.
 Hussey, John W., 1920
 Hutchinson, W.C., 1910-11
 Hyde, Leslie E., 1913

III
 Ideus, Chad, 1996..... Adams, Neb.
 Ingersoll, A.E., 1909-10


JJJ
 Jackman, Bill, 1985-86-87..... Grant, Neb.
 Jackson, Carl, 1918-19
 Jackson, Don, 1973..... Chatsworth, Calif.
 Jackson, Jack, 1939
 Jackson, Stanley, 1977..... Las Vegas, Nev.
 Jackson, W.C., 1917
 Jaeger, Chad, 1994..... Lexington, Neb.
 Jensen, Clifford, 1930
 Jeter, Lance, 2010-11..... Beaver Falls, Pa.
 Johnette, Michael, 1997-98..... Omaha, Neb.
 Johnson, Bill, 1987-88..... Plainview, Neb.
 Johnson, Chad, 1998-99..... Monticello, Fla.
 Johnson, Eric, 1988-89..... Brooklyn, N.Y.
 Johnson, Handy, 1982-83..... Chicago, Ill.
 Johnson, Jamar, 1992-93-94..... Elkhart, Ind.
 Johnson, Lenard, 1982-83..... Kirkwood, Mo.
 Johnson, Nate, 2003-04..... Kansas City, Kan.
 Johnson, William, 1952-53-54..... Lincoln, Neb.
 Jones, Charles, 1962-63-64..... Washington, D.C.
 Jones, Eshaunte, 2010-11..... Fort Wayne, Ind.
 Jones, W.A., 1910
 Jungmeier, Walter, 1920
 Jungmeier, Wesley, 1920
 Jura, Chuck, 1970-71-72..... Schuyler, Neb.

KKK
 Kacer, Oldyn, 1919
 Karn, Matt, 2010-11..... Philpot, Ky.
 King, Lyle, 1940-41-42
 King, Rich, 1988-89-90-91..... Omaha, Neb.
 Kipper, Paul, 1951..... Lincoln, Neb.
 Kirlin, Albert, 1947..... Havelock, Neb.
 Klepser, Merritt J., 1923-25-27..... Omaha, Neb.
 Knutzen, Owen, 1943..... Cedar Bluffs, Neb.
 Koca, Todd, 1988-89..... Papillion, Neb.
 Koehler, John P., 1901-02
 Koenig, Robert, 1945..... Yankton, S.D.
 Kohl, Adam, 1922
 Korte, Robert, 1946
 Kortus, Joel, 1963-64-65..... Lincoln, Neb.
 Koster, George, 1931-32..... Lincoln, Neb.
 Kovanda, William, 1937-38-39..... Elk Creek, Neb.
 Kowalke, James, 1959-60-61..... Sioux City, Iowa

Krake, L.S., 1905-07
 Krall, Robert, 1928-29
 Krenk, Nick, 2007-08-09..... Nebraska City, Neb.
 Kubacki, Jim, 1956-57-58..... Toledo, Ohio
 Kuhlman, Elza, 1944
 Kurkowski, Kye, 2012..... Grant, Neb.

LLL
 Lantz, Stuart, 1966-67-68..... Uniontown, Pa.
 Lawry, Anton, 1947-48-49-50..... Omaha, Neb.
 Lawson, Wm. Vinton, 1926..... Omaha, Neb.
 Leacox, Robert, 1935-36
 Lebsack, Gayle, 1946-47..... Lincoln, Neb.
 Ledsome, Jim, 2006..... Severna Park, Md.
 Lee, Brendy, 1972-73-74..... Brush, Colo.
 Leitner, Roger, 1967-68..... McCook, Neb.
 Lenser, Kurt, 1932
 LeRossignol, Curt, 1971-72..... Lincoln, Neb.
 Letts, Madison, 1932
 Lewandowski, Adolph J., 1928-29-30... Chicago, Ill.
 Lively, Kelly, 1989-90-91..... Torrington, Wyo.
 Livingston, Dale, 1946
 Livingston, Leslie, 1940-41-42
 Loder, Dwight, 1934
 Logan, Chris, 1985-86..... Natchez, Miss.
 Lue, Tyronn, 1996-97-98..... Mexico, Mo.
 Lundholm, William, 1959..... Mt. Morris, Ill.
 Lunney, Kenneth, 1932-33-34

MMM
 MacFarlane, Dave, 1980..... Plattsmouth, Neb.
 Maclay, Donald, 1929-30-31
 Malecek, Joseph, 1949-50..... Osage, Iowa
 Mann, Kyle, 1998..... Omaha, Neb.
 Manning, Pete, 1988-89..... Trenton, N.J.
 Maric, Aleks, 2005-06-07-08..... Sydney, Australia
 Markowski, Andy, 1996-97-98-99..... Ord, Neb.
 Marks, Kyle, 2006-07..... Riviera Beach, Fla.
 Marquiss, Warren, 1943
 Marsh, Ricky, 1973-74..... New York, N.Y.
 Marshall, Harvey, 1985-86..... Jackson, Tenn.
 Martin, Sam, 1968-69-70..... Pawnee City, Neb.
 Martin, Val, 1976..... South Bend, Ind.
 Martz, Mike, 1984-85-86-87..... Beatrice, Neb.
 Mason, Paul, 1932-33-34
 Matson, Charles E., 1896
 Matzke, John, 1982-84-85-86..... Lincoln, Neb.
 Matzke, Stan, 1952-53-54-55..... Lincoln, Neb.
 Mauch, Arthur, 1931-32
 Maxey Sr., Al, 1959-60..... Indianapolis, Ind.
 McCarty, Marques, 2002-03..... Sugarland, Texas
 McCray, Joe, 2005..... Fort Lauderdale, Fla.
 McCray, Toney, 2009-11-12..... Missouri City, Texas
 McDonald, Paul, 1977..... Chisholm, Minn.
 McPipe, Carl, 1976-77-78-79..... Hammond, Ind.
 McVicker, Mark, 1977-78-79-80..... Hastings, Neb.
 Menke, Trevor, 2012..... Beatrice, Neb.
 Mercier, Bob, 1951..... Lincoln, Neb.
 Mielenz, Frank, 1926
 Miller, Cookie, 2008-09..... Charleston, W.V.
 Mitchell, Alvin, 1997..... Omaha, Neb.
 Moller, Cliff, 1969..... New York, N.Y.
 Moody, Keith, 1990-91..... Herndon, Va.
 Moore, Bob, 1978-79..... Pittsburgh, Pa.
 Moore, Curtis, 1984-85..... Mount Vernon, N.Y.
 Moore, Jack, 1979-80-81-82..... Muncie, Ind.
 Moore, James, 1984..... Omaha, Neb.
 Moore, Josiah, 2012..... Norcross, Ga.
 Moore, M.S., 1899
 Moore, Mikki, 1994-95-96-97..... Gaffney, S.C.
 Morrell, (no first name), 1912
 Morrison, C.C., 1899
 Morrison, C.E., 1896
 Moser, W.A., 1905-07
 Mosser, Cornelius, 1948..... Cambridge, Ohio
 Muhleisen, Jake, 2002-03-04-05..... Lincoln, Neb.
 Mulvaney, Charles, 1946
 Munger, Glen, 1922
 Munn, Glen B., 1929..... Lincoln, Neb.
 Munn, Glenn, 1928..... Lincoln, Neb.



Bill Jackman totaled 500 points, 418 rebounds and 101 assists in his three-year Husker career.

Munn, Monte, 1920-21..... Lincoln, Neb.
 Munson, Bob, 1971..... Bradford, Vt.
 Myers, C.B., 1914-15
 Myrthil, Gerard, 1978-79..... New York, N.Y.

NNN
 Naderer, Mike, 1978-79-80-81..... Scottsdale, Ariz.
 Nagl, (no first name), 1912
 Nannen, Lyle, 1956-57..... Syracuse, Neb.
 Nannen, Neil, 1962-63-64..... Syracuse, Neb.
 Neal Jr., Marcus, 2004-05..... Annapolis, Md.
 Nelson, Ben, 2007-08-09-10..... Atwater, Minn.
 Nelson, Douglas, 1944..... Wausa, Neb.
 Nelson, H., 1916-17
 Nelson, Lawrence, 1936
 Nelson, Leif, 1996..... Riverside, Calif.
 Neubert, Keith, 1984-86-87..... Fort Atkinson, Wis.
 Newman, Richard, 1919-20-21..... Columbus, Neb.
 Newton, Bernard A., 1903..... Beaver City, Neb.
 Nielson, R., 1901
 Niemann, Christopher, 2011-12.....
 Kühlungsborn, Germany
 Nissen, Al, 1970-71-72..... Miller, S.D.
 Novak, Terry, 1975-77-78..... Lincoln, Neb.
 Novak, Tom, 1972-73-74..... Lincoln, Neb.

OOO
 Olson, Carl, 1928-29
 Othmer, Kenneth, 1927-28
 Owen, L.R., 1911
 Owens, Dapreis, 1989-90-91-92..... Mansfield, Ohio

PPP
 Page, Theodore, 1927
 Parsons, Robert, 1936-37-38..... Lincoln, Neb.
 Parsons, Rollin, 1933-34-35..... Lincoln, Neb.
 Parsons, Ronald, 1957..... Cleveland, Ohio
 Patty, Jesse, 1919-20
 Pearson, Brice, 1965..... San Mateo, Calif.
 Perry, H.O., 1908-09-10
 Perry, Marcus, 2006-07..... Anniston, Ala.
 Peterson, Arthur, 1945
 Peterson, Mike, 1970-71-72..... Omaha, Neb.
 Petrashek, G.L., 1909-10
 Petsch, Daryl, 1962-63-64..... Marysville, Kan.
 Phifer, Ryan, 1997-98..... North Platte, Neb.

Phillips, Albert, 1918
 Phipps, Hansel, 1931
 Piatkowski, Eric, 1991-92-93-94..... Rapid City, S.D.
 Piatkowski, Troy, 1997-98-99..... Rapid City, S.D.
 Pickett, John, 1919-20
 Pierce, Robert, 1949-50-51..... Lincoln, Neb.
 Pillsbury, Melville P., 1899-1902
 Ping, Shang, 2008..... Haerbin, China
 Pitcaithley, Harry, 1939-40
 Placek, Emil E., 1896..... Wahoo, Neb.
 Plotetz, John, 1978..... Shorewood, Wis.
 Ponce, David, 1983-84..... San Jose, Calif.
 Poynter, Floyd, 1920
 Puelz, Dennie, 1962-63..... Lincoln, Neb.

RRR
 Ramos, Jose, 1991..... Miami, Fla.
 Randall, Albert, 1939-40-41
 Raymond, Isaac P., 1902
 Reckewey, Kent, 1973-74-75..... Lincoln, Neb.
 Reid, Beau, 1988-89-90-91..... Lancaster, Ohio
 Reimers, Gary, 1956-57-58..... Millard, Neb.
 Reiners, Al, 1966..... Hastings, Neb.
 Rekeweg, Jeff, 1987-88..... Kendallville, Ind.
 Renfro, Claude, 1981-82-83..... Winslow, Ariz.
 Renzelman, Gary, 1953-54-55..... Scottsbluff, Neb.
 Retherford, Claude, 1947-48-49.... French Lick, Ind.
 Reynolds, Burch, 1919
 Reynolds, James, 2004..... Los Angeles, Calif.
 Richardson Jr., Charles, 2004-05-06-07.... Maywood, Ill.
 Richardson, Brandon, 2009-10-11-12 Los Angeles, Calif.
 Richardson, Ray, 1989-90..... South Bend, Ind.
 Riddell, Ted, 1917..... Beatrice, Neb.
 Riddlesbarger, W.P., 1922-23
 Riehl, Tony, 1971-72-73..... Louisville, Ky.
 Rivers, David, 2012..... Little Rock, Ark.
 Robinson II, John, 2001-02..... Channelview, Tenn.
 Robinson, Magnus, 1946..... Norfolk, Neb.
 Rooney, Patrick, 1944..... Brownville, Neb.
 Roots, Al, 1960-61..... Kansas City, Kan.
 Roy, William, 1955..... Berwyn, Ill.
 Russell, Robert C., 1920-22..... Washington, D.C.
 Russell, Thomas R., 1961-62..... Independence, Kan.
 Rutherford, Richard B., 1914-15-16... Beatrice, Neb.



Lance Jeter earned third-team All-Big 12 honors in 2010-11, leading the Huskers to 19 wins and a berth in the NIT.

SSS

Sallee, Chris, 1995-96 Scottsdale, Ariz.
 Salomon, Cole, 2008-09 Omaha, Neb.
 Sandbulte, Gerald, 1952-53 Sioux Center, Iowa
 Sandstedt, James, 1946
 Sauer, George, 1932-33 Lincoln, Neb.
 Scales, Clifford, 1988-89-90-91 Maywood, Ill.
 Scantlebury, Tom, 1968-69-70 Oakland, Calif.
 Scarlett, Trent, 1982-83 Las Vegas, Nev.
 Schleiger, Richard, 1947-48-49 Omaha, Neb.
 Schliep, Bronsen, 2003-04-05-06 Fairfield, Neb.
 Schmidt, A., 1908-09
 Schmidt, A.C., 1909-10
 Schneider, Leo, 1946
 Schwindt, Andy, 1997 Palos Verdes, Calif.
 Sealer, Joel, 1985-86-87 Omaha, Neb.
 Seger, Fred, 1952-53-54 Omaha, Neb.
 Shaver, Dan, 1966-67 La Crecenta, Calif.
 Shellenberg, E., 1918-19-20
 Shields, Paul, 1915-16 Omaha, Neb.
 Shields, Paul, 1947-48 Monrovia, Ind.
 Shipwright, Richard, 1959 Pender, Neb.
 Shoecraft, Jerry, 1979-80-81-82 Muncie, Ind.
 Siegel, Bob, 1974-75-76-77 Fairbury, Neb.
 Simmons, Grant, 1964-65-66 Omaha, Neb.
 Simmons, Ron, 1966-67-68 Sumner, Neb.
 Simms, Corey, 2002-03-04-05 St. Louis, Mo.
 Sladovnic, Charles, 1962 Omaha, Neb.
 Smaha, Clark, 1925-26-27
 Smidt, Don, 1956-57-58 Helena, Mont.
 Smith, Andre, 1978-79-80-81 Chicago, Ill.
 Smith, Austin, 1920-21-22
 Smith, Charles L., 1954-55-56 Anderson, Ind.
 Smith, H.B., 1899
 Smith, Mike, 2007 Bronx, N.Y.
 Smith, Richard, 1988 Chicago, Ill.
 Smith, Ronnie, 1984-85 Galveston, Texas
 Smith, Terry, 1982-83 Moberly, Mo.
 Smith, Todd, 1999 Milledgeville, Ga.
 Snyder, James, 1951 Winchester, Ind.
 Sorensen, Harry, 1934-35-37 Hardy, Neb.
 Spear, John, 1922

Spear, Wallace, 1918-19
 Spears, Jerry, 1964-65 Columbus, Ohio
 Spencer, Bo, 2012 Baton Rouge, La.
 Sprague, Leon, 1926 York, Neb.
 Srb, Richard, 1947-48-49 Lincoln, Neb.
 Standhardinger, Christian, 2010 Munich, Germany
 Stange, Drew, 1981-82 Lincoln, Neb.
 Stebbins, (no first name), 1900
 Stegall, Shuan, 2004 Stone Mountain, Ga.
 Steinbrook, Lee, 1995 Columbus, Neb.
 Stewart, Marvin, 1969-70-71 Chicago, Ill.
 Stipsky, Ed, 1931
 Stone, Charles, 1967 Oakland, Calif.
 Story, C.M., 1899
 Strahan, James, 1945
 Strickland, Erick, 1993-94-95-96 Bellevue, Neb.
 Stromer, Byron, 1918
 Strowbridge, Jay-R, 2007-08 Ardmore, Ala.
 Stryker, Herbert, 1912-13
 Surles, Chester, 1995-96 Saginaw, Mich.
 Svehla, Matt, 1988-89 Clarkson, Neb.
 Swank, George, 1959 Mansfield, Ohio
 Swett, Rex, 1960-61-62 Huron, S.D.

TTT

Talley, Dylan, 2012 Camden, N.J.
 Tallman, Frank, 1938-39-40 Creston, Iowa
 Tangeman, Robert, 1944
 Taylor, Ron, 1974-75 Midland, Texas
 Theisen, Ralph, 1916
 Therien, Robert, 1939-40 Lincoln, Neb.
 Thom, Jim, 1956 Lincoln, Neb.
 Thomas, (no first name), 1901
 Thomas, Dwight P., 1918
 Thomas, Grant, 1938-39 Kearney, Neb.
 Thomas, Ryan, 2000-01 St. Joseph, Mich.
 Thomas, Wilson, 2001-02 Omaha, Neb.
 Thompson, John, 1941-42-43
 Thornton, Marcus, 2001 Rochester, N.Y.
 Tipton, Milo, 1923-24-25
 Tipton, Paul, 1922
 Torrens, Lee, 1969-70 Bellevue, Neb.

Truscott, Louis, 1999-2000 Houston, Texas
 Turek, John, 2002-03-04-05 Council Bluffs, Iowa
 Turner, Herschell, 1958-59-60 Indianapolis, Ind.
 Tyrance, Jordan, 2012 Lincoln, Neb.

UUU

Ubel, Brandon, 2010-11-12 Overland Park, Kan.
 Underwood, Clinton, 1912-13 Omaha, Neb.
 Usher, Willard O., 1923-24-25 Omaha, Neb.

VVV

Vacanti, Charles, 1940
 Van Poelgeest, Richard, 1987-88-89-90
 Ryswijk, Netherlands
 Vance, Deak, 1986 Muncie, Ind.
 Velandier, Paul, 2007-08-09 Blacksburg, Va.
 Vick, Derrick, 1987-88 Chicago, Ill.
 Vincent, William, 1962-63 Omaha, Neb.
 Volz, Mathias G., 1923-24-25 Omaha, Neb.
 Von Seggern, Dale, 1968-69-70 Orchard, Neb.

WWW

Wagner, Robert, 1967-68 Erie, Pa.
 Wahlquist, George, 1933-35-36 Hastings, Neb.
 Wald, Tom, 1995-96 Brooklyn Park, Minn.
 Walin, Elmer, 1961 Lincoln, Neb.
 Walker, B.J., 2006 Cincinnati, Ohio
 Walker, Caleb, 2011-12 Hutchinson, Kan.
 Walker, Danny, 2000 Los Angeles, Calif.
 Walker, G.E., 1899
 Walker, Marcus, 2006 Kansas City, Mo.
 Wall, Jan, 1960-61 Lincoln, Neb.
 Walsh, Larry, 1950 Ponca, Neb.
 Walsh, Walter W., 1907-08-09 Lincoln, Neb.
 Walton, Kenny, 1981-82-83 Indianapolis, Ind.
 Wampler, Lloyd, 1936 Dorchester, Neb.
 Ward, Harrison, 1951 Plainfield, Ind.
 Warfield, G.A., 1896
 Warren, (no first name), 1901
 Warren, Glen, 1921-22-23
 Waterman, R.L., 1900
 Watters, F.E., 1911
 Watts, Randy, 1971-72 Richmond, Ky.

Webb, Coley, 1964-65-66 Elkhart, Ind.
 Weber, Don, 1952-53-54 Estherville, Iowa
 Wells, William, 1954-57 West Baden, Ind.
 Werner, Alton, 1937-38-39 Kansas City, Mo.
 Wertz, L.E., 1917
 West, Tim, 1980 Urbana, Mo.
 Whitaker, Henry, 1934-35-36
 White, Anthony, 1984-85 Wichita, Kan.
 White, Jamel, 2006 Brooklyn, N.Y.
 Whitehead, Milton, 1948-49-50 Scottsbluff, Neb.
 Wicklund, Andrew, 2008 Colorado Springs, Colo.
 Widman, Harvey, 1934-35-36
 Wilbrand, Tony, 2003-04-05-06 Alliance, Neb.
 Wilkinson, Wes, 2003-04-05-06 Grand Island, Neb.
 Williams, Eric, 1980-81-83-84 South Bend, Ind.
 Williams, Rodney, 1998 Houston, Texas
 Willis, Stephen, 1975-76 Indianapolis, Ind.
 Wilnes, Norman, 1950-51 North Platte, Neb.
 Wilson, Dow, 1938 Dow City, Iowa
 Wischmeier, B. Scott, 1932
 Witte, Willard, 1928-29-30 Lincoln, Neb.
 Wood, Wilbur S., 1908-09-10 Lincoln, Neb.
 Woolridge, Andre, 1993 Omaha, Neb.
 Wortmann, Craig, 1999-2000 Hartington, Neb.
 Wright, Earl, 1963-64 Lincoln, Neb.
 Wyant, Harlan, 1924

YYY

Yaffee, Irvin, 1939-40 Omaha, Neb.
 Yates, James, 1961-64 Randolph, Iowa
 Young, Max, 1941-42-43

HUSKER AWARD WINNERS

ALL-AMERICANS (8)

- 1913 Sam Carrier, Guard
- 1931 Don Maclay, Center
- 1933 Steve Hokuf, Guard
- 1936 George Wahlquist, Guard
- 1937 Robert Parsons, Guard
- 1952 James Buchanan, Guard
- 1959 Herschell Turner, Guard
- 1978 Carl McPipe, Center

ALL-CONFERENCE (43)

Missouri Valley (10)

- 1909 W.W. Walsh, Forward
- 1910 H.O. Perry, Forward
- 1911 J.P. Gibson, Forward
- O.A. Frank, Guard
- 1913 Ross Haskell, Forward
- Sam Carrier, Guard
- 1919 Carl Jackson, Forward
- 1925 Orr Goodson, Center
- Mathias "Mutt" Volz, Guard
- 1927 Clark Smaha, Forward

Big Six (8)

- 1930 Don Maclay, Center
- 1931 Steve Hokuf, Guard
- 1933 Steve Hokuf, Guard
- 1936 George Wahlquist, Forward
- 1937 Robert Parsons, Guard
- 1938 Robert Parsons, Guard
- 1941 Sid Held, Guard
- Don Fitz, Guard

Big Seven (4)

- 1949 Claude Retherford, Guard
- Milton "Bus" Whitehead, Forward
- 1950 Milton "Bus" Whitehead, Forward
- 1952 James Buchanan, Guard

Big Eight (18)

- 1960 Herschell Turner, Guard
- 1966 Grant Simmons, Guard



The second three-time all-conference player in NU history, Dave Hoppen finished his career with a school-record 2,167 points.

- 1967 Stuart Lantz, Guard
- 1968 Stuart Lantz, Guard
- 1971 Marvin Stewart, Guard
- 1972 Chuck Jura, Center
- 1974 Jerry Fort, Guard
- 1975 Jerry Fort, Guard
- 1976 Jerry Fort, Guard
- 1978 Brian Banks, Guard
- 1980 Andre Smith, Center
- 1981 Andre Smith, Center
- 1982 Jack Moore, Guard
- 1984 Dave Hoppen, Center
- 1985 Dave Hoppen, Center

- 1986 Dave Hoppen, Center
- 1993 Eric Piatkowski, Guard
- 1994 Eric Piatkowski, Guard

Big 12 (3)

- 1998 Tyronn Lue, Guard
- 1999 Venson Hamilton, Center
- 2008 Aleks Maric, Center

BIG EIGHT

COACH OF THE YEAR (6)

- 1966 Joe Cipriano (AP)
- 1978 Joe Cipriano (UPI)
- 1980 Moe Iba (AP/UPI)
- Joe Cipriano (UPI)
- 1981 Moe Iba (UPI)
- 1991 Danny Nee (AP/UPI)

BIG EIGHT PLAYER OF THE YEAR (1)

- 1981 Andre Smith (AP/UPI)

BIG 12 PLAYER OF THE YEAR (1)

- 1999 Venson Hamilton (AP/Coaches)

BIG EIGHT FRESHMAN OF THE YEAR (1)

- 1993 Erick Strickland (AP/Coaches)

OLYMPIANS (2)

- 2012 Aleks Maric, Center (Australia)
- 2012 Ade Dagunduro, Guard (Nigeria)

WORLD UNIVERSITY GAMES (2)

- 1985 Dave Hoppen, Center (Silver)
- 1993 Eric Piatkowski, Guard (Gold)

WORLD CHAMPIONSHIPS (1)

- 1954 Bill Johnson, Forward (U.S., Gold)

22 & UNDER WORLD CHAMPIONSHIPS (1)

- 1997 Tyronn Lue, Guard (U.S., Fifth)

21 & UNDER WORLD CHAMPIONSHIPS (1)

- 2005 Aleks Maric, Center (Australia, Fourth)

U.S. OLYMPIC FESTIVAL (3)

- 1983 Dave Hoppen, Center (Bronze)
- Moe Iba, Coach, North (Bronze)
- 1991 Eric Piatkowski, Guard (Gold)

Note: Piatkowski was named to the 1991 U.S. Olympic Festival All-Tournament Team.

NABC ALL-STAR GAME (4)

- 1972 Chuck Jura, Center
- 1991 Rich King, Center
- 1994 Eric Piatkowski, Guard
- 2008 Aleks Maric, Center



After earning all-league honors as a junior, Tyronn Lue was a first-round NBA selection in 1998. During his collegiate career, he helped Nebraska to three postseason appearances and finished eighth in school history in scoring.



Danny Nee is the winningest coach in Nebraska history with 254 career victories over 14 seasons. A 2009 Nebraska Basketball Hall of Fame inductee, Nee was the Big Eight Coach of the Year in 1991 after leading NU to a school-record 26 victories.



Caleb Walker, Brandon Richardson and Brandon Ubel were honored in 2011-12. Walker's dunk against Illinois was chosen as the play of the year. Richardson was named the Jack Moore Award winner as team MVP, while Ubel was the Paul Velander Hustle Award winner.

WALKER, RICHARDSON, UBEL RECEIVE HONORS IN 2011-12

Brandon Richardson, Brandon Ubel and Caleb Walker were recognized for their contributions to the Husker Basketball program, as the trio were honored with the team's 2011-12 awards.

Richardson received the Jack Moore Award as the team's most outstanding player. The award is named for late Husker guard Jack Moore, a 5-9 playmaker who set 17 school records in a career that ended in 1982. Moore was presented with the 1982 Francis Pomeroy-Naismith Award as the best collegiate player in the nation under six feet tall. A consensus All-Big Eight performer in 1982, Moore was killed in a plane crash in March of 1984.

As a senior, Richardson averaged 7.0 points, 3.1 rebounds and 3.3 assists per game, ranking among the Big Ten leaders in steals (3rd, 1.8 per game), assist-to-turnover ratio (7th, 1.8-to-1) and assists (12th). One of only two Huskers to start every game, the 6-foot guard from Los Angeles led NU in both assists and steals while shooting 83 percent from the foul line. He enjoyed a career-high 25 point game, including six 3-pointers, in a road win at Iowa to earn Big Ten Player of the Week. Richardson played both guard spots in 2011-12, averaging 4.9 assists per game in NU's final seven contests. A three-year starter in the backcourt, he finished his career ranked third in free throw percentage (82.7 pct.) and eighth in career steals (145) while totaling 794 points, 277 rebounds and 235 assists as a Husker.

Brandon Ubel was the 2011-12 recipient of the Paul Velander Hustle Award, which is given to the player on the squad who shows the same type of hustle, determination and effort of former Husker walk-on Paul Velander, the 2009 Jack Moore Award winner. Ubel averaged a team-high 5.3 rebounds per game, including 2.5 offensive rebounds per game to rank third in the Big Ten in that category.

Walker was honored for the Huskers' Play of the Year for 2011-12, as the senior's one-handed alley-oop against Illinois was recognized. The play was chosen as the play of the week by the Big Ten Network and one of top dunks of the college basketball season by ESPN. On the season, Walker averaged 6.8 points and 4.0 rebounds per game while starting 29 of 30 contests.

Jack Moore Award

Year	Player	Position
1984-85	Dave Hoppen	Center
1985-86	Dave Hoppen	Center
	Bernard Day	Forward
1986-87	Brian Carr	Guard
1987-88	Henry T. Buchanan	Guard
1988-89	Eric Johnson	Guard
1989-90	Clifford Scales	Guard
1990-91	Rich King	Center
	Beau Reid	Forward
	Clifford Scales	Guard
1991-92	Jamar Johnson	Guard
1992-93	Eric Piatkowski	Forward
1993-94	Eric Piatkowski	Forward
1994-95	Jaron Boone	Guard
1995-96	Erick Strickland	Guard
1996-97	Tyronn Lue	Guard
1997-98	Tyronn Lue	Guard
1998-99	Venson Hamilton	Center
1999-2000	Larry Florence	Forward
2000-01	Cookie Belcher	Guard
2001-02	Cary Cochran	Guard
2002-03	Andrew Drevo	Forward
2003-04	Nate Johnson	Guard
2004-05	Joe McCray	Guard
	Jason Dourisseau	Guard
2005-06	Jason Dourisseau	Guard
	Wes Wilkinson	Forward
2006-07	Charles Richardson Jr.	Guard
	Marcus Perry	Guard
2007-08	Aleks Maric	Center
2008-09	Paul Velander	Guard
2009-10	Ryan Anderson	Guard
2010-11	Lance Jeter	Guard
2011-12	Brandon Richardson	Guard

Paul Velander Hustle Award

Year	Player	Position
2009-10	Brandon Richardson	Guard
2010-11	Drake Beranek	Guard
2011-12	Brandon Ubel	Forward

ACADEMIC

ALL-AMERICANS (5)

1972	Chuck Jura, 3rd team
1981	Jack Moore, 2nd team
1984	John Matzke, 2nd team
1989	Beau Reid, 3rd team
1991	Beau Reid, 3rd team

POSTGRADUATE

SCHOLARS (6)

NCAA (5)	
1972	Al Nissen
1986	John Matzke
1987	Bill Jackman
1991	Beau Reid
2006	Bronsen Schliep

Big Eight (1)

1976	Kent Reckeway
------	---------------

Big 12 (1)

2006	Bronsen Schliep
------	-----------------

ACADEMIC

ALL-CONFERENCE (56)

Big Eight (25)

1966	Grant Simmons, Guard
1972	Chuck Jura, Center
1974	Tom Novak, Guard
1975	Larry Cox, Forward/Center
1976	Larry Cox, Forward/Center
1978	Curt Hedberg, Forward
1979	Curt Hedberg, Forward
1980	Jack Moore, Guard
1981	Jack Moore, Guard
1982	Jack Moore, Guard
1984	John Matzke, Forward
1985	John Matzke, Forward
	Dave Hoppen, Center
1986	John Matzke, Forward
	Brian Carr, Guard
1987	Brian Carr, Guard
	Bill Jackman, Forward
1988	Henry T. Buchanan, Guard
1989	Beau Reid, Forward
1990	Rich King, Center

1991	Beau Reid, Forward
1992	Bruce Chubick, Forward
1993	Bruce Chubick, Forward
1994	Bruce Chubick, Forward
1995	Jason Glock, Guard

Big 12 (26)

1996	Leif Nelson, Center
	Erick Strickland, Guard
1997	Andy Markowski, Forward
1998	Andy Markowski, Forward
1999	Andy Markowski, Forward
2002	Cary Cochran, Guard
	Brian Conklin, Forward
2003	John Turek, Forward
2004*	Adam Bohac, Guard
	Brian Conklin, Forward
	Jason Dourisseau, Guard
	Jake Muhleisen, Guard
	John Turek, Forward
	Tony Wilbrand, Center
2005	Jason Dourisseau, Guard
	Jake Muhleisen, Guard
	Bronsen Schliep, Forward
	John Turek, Forward
	Tony Wilbrand, Center
2006	Jason Dourisseau, Guard
	Bronsen Schliep, Forward
	Tony Wilbrand, Center
2007	Paul Velander, Guard
2008	Paul Velander, Guard
2009	Paul Velander, Guard
	Nick Krenk, Guard
2011	Brandon Ubel, Forward
	Ray Gallegos, Guard

Big Ten (5)

2012	Mike Fox, Forward
	Kye Kurkowski, Forward
	Trevor Menke, Guard
	Christopher Niemann, Center
	Brandon Ubel, Forward

*Big 12 record six first-team selections in 2004.

NOTE: No team selected from 1967 to 1971.



Christopher Niemann was one of five Huskers named to the Academic All-Big Ten team in 2011-12. Nebraska's five academic all-conference picks ranked third in the Big Ten.

NEBRASKA'S 1,000-POINT SCORERS

1. DAVE HOPPEN - 2,167 POINTS

6-11, 235, C, 1983-86, Omaha, Neb. (Benson)

Three-time All-Big Eight center Dave Hoppen finished his career as Nebraska's all-time leading scorer with 2,167 points. Hoppen, whose four-year collegiate career was cut short by a knee injury in a game at Colorado, Feb. 1, 1986, broke or tied 19 Nebraska records and five Big Eight marks during his standout career. A native of Omaha, Neb., Hoppen was the first player in Husker basketball history to have his jersey number (42) retired. Originally drafted by the NBA's Atlanta Hawks in the third round of the 1986 draft, he played with both Charlotte and Philadelphia, and a stint in the CBA. Hoppen was inducted into the Nebraska Basketball Hall of Fame in 1996.



Season	G-GS	FG-FGA	Pct.	FT-FTA	Pct.	Reb.-Avg.	TP-Avg.
1982-83	32-32	163-311	.524	119-159	.784	161-5.0	445-13.9
1983-84	30-30	220-367	.599	158-208	.760	207-6.9	598-19.9
1984-85	30-30	270-418	.646	164-210	.781	258-8.6	704-23.5
1985-86	19-19	151-245	.616	118-147	.803	147-7.7	420-22.1
Totals	111-111	1,804-1,341	.600	559-724	.772	773-7.0	2,167-19.5

2. ERIC PIATKOWSKI - 1,934 POINTS

6-7, 215, F, 1991-94, Rapid City, S.D. (Stevens)

One of only two players in school history to play on four consecutive NCAA Tournament teams, Eric Piatkowski finished his career as the second-leading scorer in school history with 1,934 points. The Most Valuable Player in the 1994 Phillips 66 Big Eight Tournament, Piatkowski had a school and tournament-record 42-point outburst in Nebraska's first-round victory over Oklahoma. A two-time, first-team All-Big Eight pick, Piatkowski averaged 21.5 points in his final season as a Husker, and became the first player in school history to score 1,900 points (1,934), grab 600 rebounds (669) and dish out 300 assists (322). A first-round draft pick of the NBA's Indianapolis Pacers, Piatkowski's draft rights were then traded to the Los Angeles Clippers, who he played with for eight seasons before joining the Houston Rockets during the summer of 2003. He was traded to the Chicago Bulls in the summer of 2004 and signed with the Phoenix Suns where he played his final three years in the league. Piatkowski's jersey No. 52 was retired by the Huskers in 2006, the same year he was inducted into the Nebraska Basketball Hall of Fame.




Season	G-GS	FG-FGA	Pct.	3Pt FG	Pct.	FT-FTA	Pct.	Reb.-Avg.	Pts.-Avg.
1990-91	34-1	128-275	.465	44-127	.346	72-86	.837	125-3.7	372-10.9
1991-92	29-28	144-338	.426	47-136	.346	79-109	.725	184-6.3	414-14.3
1992-93	30-30	178-367	.485	48-129	.372	98-129	.760	171-5.7	502-16.7
1993-94	30-30	226-456	.496	63-172	.366	131-165	.794	189-6.3	646-21.5
Totals	123-89	676-1,436	.471	202-564	.358	380-489	.777	669-5.4	1,934-15.7

3. JERRY FORT - 1,882 POINTS

6-3, 170, G, 1973-76, Chicago, Ill. (Franciscan)

The first Husker basketball player to earn All-Big Eight honors for three straight seasons, Jerry Fort finished his career with 1,882 points – a record that stood for nine seasons, until Dave Hoppen broke it, Dec. 15, 1985. Fort was a third-round draft pick of the Boston Celtics following his senior season. He scored a then-school-record 40 points against Missouri as a junior. Fort was inducted into the Nebraska Basketball Hall of Fame in 1991.




Season	G-GS	FG-FGA	Pct.	FT-FTA	Pct.	Reb.-Avg.	TP-Avg.
1972-73	26-18	151-349	.433	74-104	.712	106-4.0	376-14.5
1973-74	26-26	207-484	.428	54-88	.614	110-4.2	468-18.0
1974-75	26-26	218-508	.429	89-138	.645	91-3.5	525-20.2
1975-76	27-27	201-452	.445	111-156	.712	87-3.2	513-19.0
Totals	105-97	777-1,793	.433	328-486	.675	394-3.8	1,882-17.9

4. ANDRE SMITH - 1,717 POINTS

6-7, 215, C/F, 1978-81, Chicago, Ill. (Kennedy)

Andre Smith closed his brilliant four-year career in 1980-81 when he led the Big Eight Conference in scoring with a 19.5 average in league-only games. Smith was named the conference's player of the year for his efforts – the only Husker to earn that honor in the Big Eight era. Smith was also a two-time all-conference selection. He scored 1,717 points and grabbed 753 rebounds during his Husker career and was chosen in the seventh round of the 1981 NBA Draft by the Cleveland Cavaliers. He was inducted into the Nebraska Basketball Hall of Fame in 1994.



Season	G-GS	FG-FGA	Pct.	FT-FTA	Pct.	Reb.-Avg.	TP-Avg.
1977-78	30-2	105-190	.533	68-111	.613	144-4.8	278-9.3
1978-79	27-27	146-256	.570	72-110	.655	186-6.9	364-13.5
1979-80	31-31	237-388	.610	126-189	.670	251-8.1	600-19.4
1980-81	26-26	185-314	.589	105-152	.691	172-6.6	475-18.3
Totals	114-86	673-1,148	.586	371-562	.660	753-6.6	1,717-15.1

5. ALEKS MARIC - 1,630 POINTS

6-11, 275, C, 2005-08, Sydney, Australia (Life Center (N.J.)/Australian Institute for Sport)

Aleks Maric was one of the most dominant big men in the first 12 years of the Big 12 era. The Aussie was a first-team All-Big 12 selection by the Associated Press as a senior and a two-time second-team pick by the coaches. During his senior year, he became only the third player in league history to record at least 1,500 points and 1,000 rebounds in a career. Maric tied the school single-season record with 335 boards as a senior in 2007-08. Maric led NU and ranked in the top seven in the league in scoring, rebounding, field-goal percentage and blocked shots as a senior. He finished his career tying or breaking 19 Nebraska and Big 12 Conference records. After declaring for the NBA Draft following his sophomore season, Maric withdrew and returned to Nebraska where he became just the ninth player in program history to reach 1,000 points before the start of his senior campaign (and 24th player overall). He has played overseas following his career and was an All-Euroleague first-team selection in 2010. In 2011, he helped Panathinaikos win a Euroleague title and represented Australia in the 2012 Olympics.




Season	G-GS	FG-FGA	Pct.	3FG-Att.	Pct.	FT-FTA	Pct.	Reb.-Avg.	TP-Avg.
2004-05	27-10	79-165	.479	0-2	.000	58-81	.716	169-6.3	216-8.0
2005-06	31-26	116-246	.472	0-0	.000	107-175	.611	251-8.1	339-10.9
2006-07	30-30	203-359	.565	3-10	.300	147-216	.681	260-8.7	556-18.5
2007-08	33-33	191-332	.575	1-6	.167	136-207	.657	335-10.2	519-15.7
Totals	121-99	589-1,102	.534	4-18	.222	448-679	.660	1,015-8.4	1,630-13.5

6. JARON BOONE - 1,609 POINTS

6-6, 195, G, 1993-96, Salt Lake City, Utah (Skyline)

Jaron Boone played in 127 games and started 102 to rank third and fourth, respectively, in school history. Boone became the 17th player in school history to reach 1,000 points, but just the fifth to do so before completing his junior season. Boone earned second-team All-Big Eight honors as a junior and helped Nebraska to the NIT championship his senior year. Boone's 559 points in his junior season is the seventh-highest single-season output in school history. Boone scored at least 20 points 18 times in his career and ranks among the school leaders in 3-point shots made (fourth, 181) and attempted (fourth, 501), assists (third, 446) and minutes (fourth, 3,624).




Season	G-GS	FG-FGA	Pct.	3FG-Att.	Pct.	FT-FTA	Pct.	Reb.-Avg.	TP-Avg.
1992-93	31-8	76-185	.411	17-57	.298	46-56	.821	72-2.3	215-6.9
1993-94	30-28	138-290	.476	35-95	.368	55-78	.705	78-2.6	366-12.2
1994-95	32-32	199-455	.437	70-182	.385	91-134	.679	106-3.3	559-17.5
1995-96	34-34	162-397	.408	59-167	.353	86-123	.699	92-2.7	469-13.8
Totals	127-102	575-1,327	.433	184-501	.367	274-387	.708	348-2.7	1,609-12.7

7. ERICK STRICKLAND - 1,586 POINTS

6-3, 210, G, 1993-96, Bellevue, Neb. (West)

One of two 1,000-point scorers on the 1995-96 team, Erick Strickland finished his career with 1,586 points. Strickland was a second-team all-conference selection as a senior when he led the team in scoring (14.7) and was named the MVP of the NIT. Strickland played in 127 career games, tied for third in school history, and started 84. His 516 points during his senior season rank 14th in school single-season history. A three-time member of the Big Eight All-Defensive Team, he is second in steals at NU with 257. Strickland ranks fifth in 3-point field goals made (179), third in 3-point field goal attempts (512) and fifth in assists (414). He spent nine years in the NBA, including four with the Dallas Mavericks and two with the Milwaukee Bucks. He was inducted into the Nebraska Basketball Hall of Fame on Jan. 17, 2009.



Season	G-GS	FG-FGA	Pct.	3FG-Att.	Pct.	FT-FTA	Pct.	Reb-Avg	TP-Avg.
1992-93	31-6	84-185	.454	32-88	.364	43-59	.729	63-2.0	243-7.8
1993-94	30-13	102-241	.423	41-117	.350	77-95	.811	103-3.4	322-10.7
1994-95	31-31	175-394	.444	54-160	.338	101-139	.727	167-5.4	505-16.3
1995-96	35-34	174-399	.436	52-148	.351	116-141	.823	170-4.9	516-14.7
Totals	127-84	535-1,219	.439	179-512	.350	337-434	.776	503-4.0	1,586-12.5

8. TYRONN LUE - 1,577 POINTS

6-0, 175, G, 1996-98, Mexico, Mo. (Raytown)

Tyronn Lue became one of the few Huskers to eclipse the 1,000-point mark by early in his junior season. He finished his career with 1,577 points before turning pro a year early. Lue was a first-round NBA draft pick of the Denver Nuggets before being traded on draft night to the Los Angeles Lakers where he won a pair of NBA titles. He also played for the Washington Wizards, Orlando Magic, Houston Rockets, Atlanta Hawks, Dallas Mavericks and Milwaukee Bucks. Lue ranks in the top 10 in 13 Husker career categories, including assists (fourth, 432), 3-pointers (eighth, 145), games started (ninth, 96) and steals (seventh, 154). Lue started 96 of 99 games in his Husker career and led NU to three straight postseason appearances, including an NCAA berth in 1998. He enters his fourth season as a member of Doc Rivers' staff with the Boston Celtics in 2012-13.




Season	G-GS	FG-FGA	Pct.	3FG-Att.	Pct.	FT-FTA	Pct.	Reb-Avg.	TP-Avg.
1995-96	35-34	105-232	.453	20-61	.328	66-96	.688	106-3.0	296-8.5
1996-97	32-30	215-476	.452	47-137	.343	126-155	.813	93-2.9	603-18.8
1997-98	32-32	240-547	.439	78-209	.373	120-145	.828	137-4.3	678-21.2
Totals	99-96	560-1,255	.446	145-407	.356	312-396	.788	336-3.4	1,577-15.9

9. COOKIE BELCHER - 1,552 POINTS

6-4, 205, G, 1997-2001, Mexico, Mo. (Mexico)

During the 1999 season, Cookie Belcher became the 21st player in school history to join the Huskers' 1,000-point club. With another stellar campaign in 2001, he moved into the Huskers' all-time top 10, finishing his career with 1,552 points. He was just the eighth player in NU history to reach 1,000 points before the start of his senior season. Belcher made a strong mark on the Husker record books in other areas. He owns the Nebraska game, season and career records for steals and finished his career ranked third in NCAA history with 353 steals. He also ranks in the top 10 on NU's career 3-point (seventh, 146) and assist lists (second, 477) and owns the school records for most career starts (129) and games played (131). He enjoyed a successful professional career in Italy and Israel for the past decade.




Season	G-GS	FG-FGA	Pct.	3FG-Att.	Pct.	FT-FTA	Pct.	Reb-Avg.	TP-Avg.
1996-97	33-33	117-256	.457	30-76	.395	41-83	.494	126-3.8	305-9.2
1997-98	32-32	135-305	.443	29-102	.284	55-87	.632	126-3.9	354-11.1
1998-99	32-32	137-320	.428	39-128	.305	64-102	.627	107-3.3	377-11.8
1999-00	4-2	10-16	.625	0-1	.000	4-7	.571	15-3.8	24-6.0
2000-01	30-30	177-394	.449	48-143	.336	90-121	.744	152-5.1	492-16.4
Totals	131-129	576-1,291	.446	146-450	.324	255-400	.638	526-4.0	1,552-11.9

10. RICH KING - 1,475 POINTS

7-2, 260, C, 1988-91, Omaha, Neb. (Burke)

The tallest player in Nebraska history at 7-2, Rich King finished his career with 1,475 points and then-school records for blocked shots (183) and games played (124). King had a big hand in the Huskers' record-breaking 26-8 campaign in 1990-91, as he led the team in scoring (15.5 ppg) and rebounding (8.1 rpg) en route to honorable-mention All-America honors from both AP and UPI. A first-round draft pick of the Seattle SuperSonics in the 1991 NBA Draft, King tied Jerry Fort's then-school single-game scoring record with a 40-point outburst against Northern Illinois, Feb. 18, 1991. He was inducted into the Nebraska Basketball Hall of Fame in 2001.




Season	G-GS	FG-FGA	Pct.	3FG-Att.	Pct.	FT-FTA	Pct.	Reb-Avg.	Pts-Avg.
1987-88	29-5	56-108	.519	0-0	---	24-34	.706	84-2.9	136-4.7
1988-89	33-22	136-235	.579	0-0	---	91-139	.655	195-5.9	363-11.0
1989-90	28-21	170-305	.557	0-0	---	110-158	.696	208-7.4	450-16.1
1990-91	34-27	202-352	.574	2-5	.400	120-179	.670	274-8.1	526-15.5
Totals	124-75	564-1,000	.564	2-5	.400	345-510	.676	761-6.1	1,475-11.9

11. VENSON HAMILTON - 1,416 POINTS

6-10, 240, C, 1996-99, Forest City, N.C. (Oak Hill Academy)

One of two Huskers to reach the 1,000-point plateau in 1998-99, Venson Hamilton was a four-year standout for Coach Danny Nee. Hamilton finished his career with 1,416 points and ranks 11th on NU's all-time scoring list. His senior season was one of the finest campaigns in school history. For his efforts, Hamilton earned Big 12 Player-of-the-Year honors, the first Husker since 1981 to capture the league honor. Hamilton still owns NU records for rebounds (1,080) and blocked shots (241) and is second in games played (129). Hamilton was just the fourth player all-time among Big 12 schools to score 1,000 points, grab 1,000 rebounds and block 200 shots in his collegiate career. He was a second-round draft pick of the Houston Rockets, and has since experienced a successful professional career in Europe.




Season	G-GS	FG-FGA	Pct.	3FG-Att.	Pct.	FT-FTA	Pct.	Reb-Avg	TP-Avg.
1995-96	32-1	71-130	.546	0-1	.000	54-100	.540	161-5.0	196-6.1
1996-97	32-25	124-215	.577	0-0	---	96-148	.649	269-8.4	344-10.8
1997-98	32-30	139-269	.517	0-0	---	80-144	.556	315-9.8	358-11.2
1998-99	33-32	194-388	.500	0-1	.000	130-198	.657	335-10.2	518-15.7
Totals	129-88	528-1,002	.527	0-2	.000	360-590	.610	1,080-8.4	1,416-11.0

12. CARL MCPPIPE - 1,300 POINTS

6-8, 225, C, 1976-79, Hammond, Ind. (Technical)

One-half of the "Hammond Hustlers" (Brian Banks was the other), 'Pipe' and 'BB' provided Nebraska with a great four-year, one-two punch. McPipe, a three-year starter, finished his career with 1,300 points. As a junior, McPipe earned USBWA District V honors and was one of 12 starters designated as an All-American by the Citizens Savings Athletic Foundation. In his final year in a Husker uniform, McPipe was a repeat pick on the USBWA team and a fifth-round draft selection of the Philadelphia 76ers.




Season	G-GS	FG-FGA	Pct.	FT-FTA	Pct.	Reb-Avg.	TP-Avg.
1975-76	20-1	25-67	.373	16-22	.727	58-2.9	66-3.3
1976-77	29-29	183-376	.487	74-108	.685	241-8.3	440-15.2
1977-78	29-29	190-357	.532	65-97	.670	228-7.9	445-15.3
1978-79	26-26	148-326	.454	53-90	.589	196-7.5	349-13.4
Totals	104-85	546-1,126	.485	208-317	.656	723-7.0	1,300-12.5

13. TOM BAACK - 1,299 POINTS

6-5, 192, F, 1966-68, Fort Wayne, Ind. (Concordia)

Tom Baack, a 1995 Nebraska Hall of Fame inductee, finished his career with 1,299 points, a figure that stood as the school record until guard Jerry Fort came along 10 years later. Baack played on three straight winning NU teams from 1965 through 1968, and helped the Huskers to an NIT appearance in 1966-67—NU's first-ever bid to the nation's oldest postseason tournament. Known for his satin-smooth jump shot, Baack had a 17.3 points-per-game average for his career, which still ranks third in school history. Baack served as an assistant at Nebraska for eight seasons after his playing days. He was selected in the 10th round of the 1968 NBA Draft by the Detroit Pistons.




Season	G	FG-FGA	Pct.	FT-FTA	Pct.	Reb.-Avg.	TP-Avg.
1965-66	25	147-325	.542	92-108	.852	106-4.2	386-15.4
1966-67	25	188-401	.469	73-90	.811	152-6.1	449-18.0
1967-68	25	191-412	.466	82-99	.828	134-5.4	464-18.6
Totals	75	526-1,138	.462	247-297	.832	392-5.2	1,299-17.3

14. STUART LANTZ - 1,269 POINTS

6-3, 175, G, 1966-68, Uniontown, Pa.

Stuart Lantz teamed with Tom Baack to give Nebraska a potent one-two offensive punch. Lantz finished his career with 1,269 points and 571 rebounds. A two-time All-Big Eight pick, Lantz went on to play eight years in the NBA with four teams (San Diego/Houston Rockets, Detroit Pistons, New Orleans Jazz, Los Angeles Lakers). A charter member of the Nebraska Basketball Hall of Fame, Lantz had his jersey (No. 22) retired in the fall of 1989. He has been the Lakers' television color commentator since 1987.




Season	G	FG-FGA	Pct.	FT-FTA	Pct.	Reb.-Avg.	TP-Avg.
1965-66	25	125-290	.431	56-85	.659	199-8.0	306-12.2
1966-67	25	190-368	.516	101-129	.783	193-7.7	481-19.2
1967-68	25	173-349	.495	136-181	.757	179-7.2	482-19.2
Totals	75	488-1,007	.485	293-395	.742	571-7.6	1,269-16.9

15. CHUCK JURA - 1,255 POINTS

6-10, 220, C, 1970-72, Schuyler, Neb.

One of the top all-around centers in Nebraska history, Chuck Jura's 1,255 points rank 15th on the school's all-time list, and trail Stuart Lantz's career total by 14 points. Jura earned All-Big Eight honors as a senior and was an academic All-Big Eight choice. One of only six players in NU history to average more than 20 points in a season (21.2), Jura ranks sixth on the rebounding chart (740) and his 11.7 rebounds per game (305 total) in his final season are still an NU single-season record. Like Lantz, Jura was a charter member of the Nebraska Basketball Hall of Fame. A third-round NBA draft pick by the Chicago Bulls, Jura played professional basketball in Europe for several seasons.



Season	G	FG-FGA	Pct.	FT-FTA	Pct.	Reb.-Avg.	TP-Avg.
1969-70	25	99-205	.483	51-86	.593	192-7.7	249-9.9
1970-71	26	181-306	.592	93-160	.594	243-9.3	455-17.5
1971-72	26	220-399	.551	111-181	.613	305-11.7	551-21.2
Totals	77	500-910	.549	255-427	.597	740-9.6	1,255-16.3

16. LARRY FLORENCE - 1,223 POINTS

6-5, 220, F, 1997-2000, Phenix City, Ala.

Forward Larry Florence surpassed the 1,000-point milestone midway through the 1999-2000 season. Florence ranks third at Nebraska in career starts (105) and is tied for ninth in games played (123). A four-year starter, Florence was Nebraska's captain as a senior and led the Huskers in scoring at 13.0 points per game. In his senior season, Florence earned honorable-mention All-Big 12 honors from the league's coaches. Florence also earned the reputation as a strong defender and a hard worker in the weight room. He was named the Husker Power Male Athlete of the Year for all sports in 1999 and was a three-time men's basketball lifter of the year.




Season	G-GS	FG-FGA	Pct.	3FG-Att.	Pct.	FT-FTA	Pct.	Reb.-Avg.	TP-Avg.
1996-97	30-29	92-240	.383	1-7	.143	41-58	.707	113-3.8	226-7.5
1997-98	30-19	115-259	.444	1-5	.200	37-63	.587	110-3.7	268-8.9
1998-99	33-27	133-262	.508	1-4	.250	73-99	.737	135-4.1	340-10.3
1999-00	30-30	156-389	.401	8-32	.250	69-105	.657	161-5.4	389-13.0
Totals	123-105	496-1,150	.431	11-48	.229	220-325	.677	519-4.2	1,223-9.9

17. JACK MOORE - 1,204 POINTS

5-9, 165, G, 1979-82, Muncie, Ind. (Central)

Jack Moore will long be remembered by Husker faithful for his gummy play on the basketball court. He was honored with the 1982 Francis Pomeroy-Naismith Award, which is presented annually to the nation's top player under 6-feet tall. During his four-year career, Moore scored 1,204 points, and shot .901 from the free-throw line—among the all-time best career marks in NCAA Division I history. Moore's .901 free-throw percentage broke the Big Eight record for career marksmanship, which had been held by his coach, Moe Iba. A consensus All-Big Eight selection as a senior, Moore was the first Husker cager to earn first-team academic All-Big Eight honors for three straight seasons, and his 382 career assists stand seventh on NU's all-time chart. Nebraska's MVP Award is named in honor of Moore, who was killed in a March 1984 plane crash. Moore was inducted into the Nebraska Basketball Hall of Fame in 1993.




Season	G-GS	FG-FGA	Pct.	FT-FTA	Pct.	Reb.-Avg.	TP-Avg.
1978-79	20-0	21-61	.344	21-25	.840	19-1.0	63-3.2
1979-80	31-30	137-291	.471	184-211	.872	53-1.7	458-14.8
1980-81	27-27	111-221	.502	118-128	.922	54-2.0	340-12.6
1981-82	27-27	110-257	.428	123-131	.939	58-2.1	343-12.7
Totals	105-84	379-830	.457	446-495	.901	184-1.8	1,204-11.5

18. BRIAN CARR - 1,182 POINTS

6-0, 165, G, 1984-87, Muncie, Ind. (Burriss)

Brian Carr is the only player in Nebraska history to score 1,000 points and collect more than 600 assists in a career. Carr, who finished his four-year career with 14 Nebraska school records, scored 1,182 points and collected 682 assists. The 682 assists ranked as the third-best total in Big Eight history, behind only former Kansas stars Cedric Hunter and Jacque Vaughn. Carr also ranks second in career minutes played at NU. A second-team All-Big Eight selection as a senior (UPI), Carr was a two-time, first-team academic All-Big Eight performer. Carr was inducted into the Nebraska Basketball Hall of Fame in 2001.




Season	G-GS	FG-FGA	Pct.	3FG-Att.	Pct.	FT-FTA	Pct.	Reb.-Avg.	TP-Avg.
1983-84	30-0	59-114	.518	---	.000	19-32	.594	22-0.7	137-4.6
1984-85	30-30	118-210	.562	---	.000	48-58	.828	58-1.9	284-9.5
1985-86	30-30	139-293	.464	---	.000	79-93	.849	51-1.7	357-11.9
1986-87	33-33	131-325	.403	58-157	.369	84-104	.808	47-1.4	404-12.2
Totals	123-93	447-942	.475	58-157	.369	230-287	.801	178-1.4	1,182-9.6

19. BRIAN BANKS - 1,150 POINTS

6-0, 160, G, 1976-79, Hammond, Ind.

The other half of the "Hammond Hustlers," along with Carl McPipe, Brian Banks was a three-year starter at guard for the Huskers from 1976-77 through 1978-79. His best season was as a junior in 1977-78, when he averaged 14 points and helped NU to a 22-8 record and an NIT bid. For his efforts, Banks earned first-team All-Big Eight honors. He was inducted into the Nebraska Basketball Hall of Fame in 1999.




Season	G-GS	FG-FGA	Pct.	FT-FTA	Pct.	Reb.-Avg.	TP-Avg.
1975-76	27-1	42-93	.452	38-49	.776	33-1.2	122-4.5
1976-77	29-29	160-330	.485	66-100	.660	73-2.5	386-13.3
1977-78	30-30	173-351	.493	73-103	.709	84-2.8	419-14.0
1978-79	24-23	96-212	.453	31-46	.674	66-2.8	223-9.3
Totals	110-83	471-986	.478	208-298	.698	256-2.3	1,150-10.5

20. MARVIN STEWART - 1,138 POINTS

6-3, 180, G, 1969-71, Chicago, Ill. (Dunbar)

Marvin Stewart finished his three-year career with 1,138 points, and is remembered by Husker fans as one of the finest fast-breaking guards in NU history. In his senior season, Stewart averaged 21.4 points, the fourth-best season average in school history, and earned first-team All-Big Eight honors. Stewart owns the distinction of being the only 1,000-point club member to top the mark in fewer than 70 games, as he appeared in just 66. Stewart was a second-round draft selection of the NBA's Chicago Bulls in 1971. He was inducted into the Nebraska Basketball Hall of Fame in 1994.



Season	G	FG-FGA	Pct.	FT-FTA	Pct.	Reb.-Avg.	TP-Avg.
1968-69	26	137-321	.426	107-150	.713	66-2.5	381-14.6
1969-70	14	83-174	.477	35-56	.625	28-2.0	201-14.4
1970-71	26	215-426	.505	126-153	.824	54-2.1	556-21.4
Totals	66	435-921	.472	268-359	.747	148-2.2	1,138-17.2

21. CLIFFORD SCALES - 1,136 POINTS

6-2, 170, G, 1988-91, Maywood, Ill. (Westchester St. Joseph)

A steady player throughout his four-year Nebraska career, Clifford Scales tallied 1,136 points from 1988 through 1991. An honorable-mention All-Big Eight pick as a senior and a member of UPI's All-Big Eight Defensive team, Scales' 177 career steals ranked as the most ever by a Cornhusker cager when he completed his career. One of five double-figure scorers on the 1990-91 Nebraska team at 10.2 points per game, Scales hit a then-school-record 45.6 percent from 3-point range as a senior. He co-captained the Huskers' record-setting 26-8 squad during the 1990-91 season. He was inducted into the Nebraska Basketball Hall of Fame in 2002.




Season	G-GS	FG-FGA	Pct.	3FG-Att.	Pct.	FT-FTA	Pct.	Reb.-Avg.	TP-Avg.
1987-88	31-5	71-139	.511	3-10	.300	25-35	.714	41-1.3	170-5.5
1988-89	32-27	122-253	.482	6-19	.316	52-77	.675	91-2.8	302-9.4
1989-90	26-26	112-219	.511	10-24	.417	84-100	.840	93-3.6	318-12.2
1990-91	34-34	136-291	.467	26-57	.456	48-60	.800	110-3.2	346-10.2
Totals	123-96	441-901	.489	45-110	.409	209-272	.768	335-2.7	1,136-9.2

21. CARL HAYES - 1,136 POINTS

6-9, 200, F, 1990-92, Chicago, Ill. (Westchester St. Joseph)

An exciting player in the open court, Carl Hayes finished his three-year Nebraska career with 1,136 points, which is tied for 21st on NU's all-time chart along with former high school and college teammate Clifford Scales. A two-time honorable-mention All-Big Eight performer, Hayes was a starter on NU teams that earned back-to-back NCAA Tournament bids, including the Husker squad that won a school-record 26 games in 1991.



Season	G-GS	FG-FGA	Pct.	3FG-Att.	Pct.	FT-FTA	Pct.	Reb.-Avg.	TP-Avg.
1989-90	28-19	121-261	.464	5-16	.313	92-132	.697	138-4.9	339-12.1
1990-91	34-28	192-390	.492	1-12	.600	75-125	.600	179-5.3	460-13.5
1991-92	28-16	126-294	.429	31-84	.369	54-103	.524	155-5.5	337-12.0
Totals	90-63	439-945	.465	37-112	.330	221-360	.614	472-5.2	1,136-12.6

23. RYAN ANDERSON - 1,125 POINTS

6-4, 195, G, 2006-2010, Seattle, Wash. (Rainier Beach)

One of the most versatile players in Nebraska history, the 6-4 Anderson played out of position all four years, working in the '4' spot where he made a name for himself. Anderson created mismatches on the offensive end, where his ability from 3-point range was evident. He finished his career ranked third in 3-pointers at Nebraska with 185 and was in the top 10 in Nebraska history for 3-point percentage (.394), steals (166) and games started (101), while also ranking in the top 25 for points, rebounds, assists and games played. He was named to the Big 12 All-Defense Team as a junior and the All-Underrated team as a senior, when he became the first Husker -- and just the eighth player overall -- in the Big 12 era to record 1,000 points, 500 rebounds and 150 3-pointers. Anderson played in Europe during the 2010-11 season and spent time in the NBA D League in 2011-12.



Season	G-GS	FG-FGA	Pct.	3FG-Att.	Pct.	FT-FTA	Pct.	Reb.-Avg.	TP-Avg.
2006-07	28-25	103-219	.470	48-111	.432	29-39	.744	129-4.6	283-10.1
2007-08	33-33	98-232	.422	59-136	.368	23-40	.800	176-5.3	278-8.4
2008-09	30-12	72-179	.402	33-97	.340	36-50	.720	115-3.8	213-7.1
2009-10	31-31	117-258	.453	54-126	.429	63-84	.750	164-5.3	351-11.3
Totals	122-101	390-888	.439	185-470	.394	160-213	.751	584-4.8	1,125-9.2

24. CARY COCHRAN - 1,082 POINTS

6-1, 190, G, 1999-2002, Minden, Iowa (Tri-Center)

One of the most dangerous long-distance threats in Nebraska and Big 12 history, Cary Cochran topped the 1,000-point mark during his senior campaign. Cochran set Nebraska records for career (268), single-season (89) and single-game (8) 3-pointers during his senior season. He led the team in scoring at 14.0 points per game as a senior, and led the conference and nation in free-throw percentage by hitting 92.2 percent at the charity stripe. For his career, Cochran was an 89.6 percent shooter from the foul line, and was second in Nebraska history by hitting 42.5 percent from behind the arc. Cochran was an honorable-mention All-Big 12 pick by the coaches as a senior, and earned academic all-district and all-conference honors.




Season	G-GS	FG-FGA	Pct.	3FG-Att.	Pct.	FT-FTA	Pct.	Reb.-Avg.	TP-Avg.
1998-99	32-0	52-130	.400	39-98	.398	29-31	.935	45-1.4	173-5.4
1999-00	29-11	73-193	.378	62-160	.388	20-25	.800	73-2.5	228-7.9
2000-01	30-23	92-200	.460	78-165	.473	27-31	.871	71-2.4	289-9.6
2001-02	28-28	116-277	.419	89-207	.430	71-77	.922	93-3.3	392-14.0
Totals	119-62	333-800	.416	268-630	.425	147-164	.896	282-2.4	1,082-9.1

25. HERSCHELL TURNER - 1,056 POINTS

G, 1958-60, Indianapolis, Ind. (Shortbridge)

The first Husker cager to top the 1,000-point mark, Herschell Turner finished his career with 1,056 points. Turner teamed with Al Maxey to provide a strong offensive punch for Coach Jerry Bush's teams in the late 1950s. A first-team All-Big Eight selection as a senior, Turner earned All-America honors as a junior. Turner was a strong rebounder and held NU's single-season rebounding record (244) for 10 seasons, until Leroy Chalk grabbed 257 rebounds in 1969. Turner finished his career with 626 rebounds, which ranks 13th on NU's all-time chart. He was a sixth-round draft choice of the NBA's Syracuse Nationals in 1960. He was inducted into the Nebraska Basketball Hall of Fame in 1990.



Season	G	FG-FGA	Pct.	FT-FTA	Pct.	Reb.-Avg.	TP-Avg.
1957-58	23	82-211	.389	82-136	.603	189-8.2	246-10.7
1958-59	25	146-361	.404	136-183	.743	244-9.8	428-17.1
1959-60	24	143-326	.439	96-155	.619	193-8.0	382-15.9
Totals	72	371-898	.413	314-474	.662	626-8.7	1,056-14.7

NEBRASKA BASKETBALL FROM A TO Z

A

Academic All-Conference– NU has had 55 academic all-league picks in program history, including 23 players since 2002.

Academic All-Americans– The Huskers have produced five.

All-Americans– Nebraska has had eight.

Armory– Home of Husker basketball until the NU Coliseum opened its doors in the mid-1920s.

Attendance– Nebraska has averaged more than 10,000 fans per game over a complete season 18 times in the Bob Devaney Sports Center.

B

Baack, Tom– Ranks 13th on Nebraska's all-time scoring list with 1,299 points and served as an assistant coach under Moe Iba.

Belcher, Cookie– Holds Nebraska single-game, season and career steals records, along with the Big 12 steals record at 353. He owns NU's career record for games played, games started and minutes played.

Big 12– Nebraska's conference from 1997 until 2011.

Big Eight– Nebraska's conference from 1960 until 1996.

Big Ten– Nebraska's new conference, as Nebraska became the league's 12th member on July 1, 2011, after being accepted as the league's 12th member on June 11, 2010.

Boone, Jaron– Husker swingman from 1993 to 1996 who ranks in the top five in nine career categories, including scoring (6th, 1,609) and assists (3rd, 446).

Branch, Nate– Former Husker who went on to fame with the Harlem Globetrotters.

Browne, William– Guided Huskers to 1937 Big Six title.

Bush, Jerry– Known as the "Big Bear of the Coliseum," this popular Husker coach guided NU from 1955 to 1963, and directed two of the greatest upsets ever – a 43-41 victory over top-ranked Kansas and Wilt Chamberlain, and a 55-48 victory over No. 4 Kansas State and Olympian Bob Boozer during the 1957-58 campaign.

C

Carr, Brian– Nebraska's all-time assist leader, with 682 from 1984 to 1987.

Carrier, Sam– First Husker cager to earn All-America honors (1913).

Chalk, Leroy– Third on Nebraska's all-time rebounding list with 782 boards.

Cipriano, Joe– Second-winningest coach in school history with an all-time mark of 253-197 from 1964 through 1980.

Coliseum– Home of Nebraska basketball from the 1926-27 season through the 1975-76 campaign.

D

Day, Bernard– Ranks as highest-scoring junior college transfer in school history with 802 points from 1985 to 1987.

Devaney, Bob– Longtime Nebraska football coach and athletic director who passed away in May of 1997. Nebraska's home court, the Bob Devaney Sports Center, which opened its doors for the 1976-77 season, bears his name.



Cookie Belcher set the Nebraska and Big 12 record for steals and ranked third in NCAA history with 353 during his Husker career.

E

Ekwall, Rex– Standout for NU in mid-1950s whose 10.4 career rebound average still ranks as a school record.

ESPN– The national cable network that features a Big Ten game on its weekly "Super Tuesday" package and also features Big Ten games on Thursday and Saturday on its networks.

F

First-Round Draft Choices– Nebraska had three in the 1990s, Rich King (1991), Eric Piatkowski (1994) and Tyronn Lue (1998).

Fort, Jerry– First three-time first-team All-Big Eight selection in school history who finished his career with 1,882 points, which currently ranks third all-time at Nebraska.

G

Good, Harry– Served as NU head coach from 1947 through 1954 and guided the Huskers to shares of the 1949 and 1950 Big Seven titles. He was enshrined into the Citizens Savings College Basketball Hall of Fame in 1975.

H

Hamilton, Venson– The 1999 Big 12 Player of the Year and Nebraska's all-time leader in career rebounds and blocked shots.

Hammond Hustlers– Nickname given to Hammond, Ind., natives Brian Banks and Carl McPipe, who finished their careers with 1,150 and 1,300 points, respectively.

Hare, Fred– His follow-up basket at the buzzer with no time left gave Nebraska a 74-73 upset of No. 1 Michigan and Cazzie Russell in Lincoln during the 1964-65 season.

Hokuf, Steve– Standout all-around athlete who earned first-team all-conference honors in football, won the Big Six javelin title and earned All-America and all-conference honors in basketball.

Hoppen, Dave– NU's all-time leading scorer with 2,167 points who was the second three-time first-team All-Big Eight pick in school history and the first player in school history to have his jersey number (42) retired.

I

Iba, Moe– The son of legendary coach Henry P. Iba, Moe posted 106 wins on the Husker bench from 1981 to 1986 and guided the school to its first "official" NCAA Tournament berth in 1986.

International– The NCAA allows schools to take a foreign trip once every four years, allowing the Huskers to visit Australia (1988, 2004), Europe (1992) and the Bahamas (2010) in recent years.

J

Johnson, Bill– Grabbed a school single-game record 26 rebounds against Iowa State in 1954.

Jura, Chuck– Earned first-team All-Big Eight honors on the court and in the classroom as a senior in 1972. Averaged a school-record 11.7 rebounds per game in 1971-72.

K

King, Rich– Became the first first-round NBA draft pick in school history when the Seattle SuperSonics selected him with the 14th selection of the 1991 draft.

Kubacki, Jim– Hit the game-winning jumper to beat No. 1 Kansas and Wilt Chamberlain, 43-41, during the 1957-58 season.

L

Lantz, Stuart– Two-time first-team All-Big Eight pick (1967-68) who went on to an eight-year NBA career and had his Husker jersey number (22) retired in 1989. He has spent more than a decade as a broadcaster on the Los Angeles Lakers' television network.

Lehmer, Frank– First basketball coach in school history (1897-99), he finished his career with a 7-3 record.

Lue, Tyronn– 1998 All-Big 12 pick who ranks eighth in career scoring at Nebraska and is tied for the school record with seven 30-point games. A first-round NBA draft pick in 1998, Lue won two NBA titles and played for seven teams during an 11-year NBA career.

M

Maclay, Don— Earned All-America honors in 1931.

Maric, Aleks— Australian big man finished his career fifth in scoring (1,630 points) and second in rebounding (1,080). He was only the third player in Big 12 history with more than 1,500 points and 1,000 rebounds.

Matzke, John and Stan— Stan lettered from 1952 through 1955, while his son, John, was a second-team academic All-America pick in 1984.

Moore, Jack— One of the most popular Cornhuskers ever, he earned the 1982 Francis-Pomeroy-Naismith Award as the nation's top player under six feet. Nebraska's most valuable player award is named in honor of Moore, who was killed in a 1984 plane crash.

Moore, Mikki— One of four Huskers to play in the NBA after signing as a free agent. Led the NBA in field-goal percentage in 2007, the first undrafted player in league history to accomplish the feat. He played with the Golden State Warriors in 2011-12.

N

National Basketball Association— Twenty-six Huskers have been drafted by NBA teams over the years.

National Invitation Tournament— NU has made 17 appearances in the nation's oldest postseason tournament with its most recent berth coming in 2011. NU captured the 1996 tournament title, defeating St. Joseph's in Madison Square Garden.

NCAA Tournament— The Huskers have earned six bids to the "Big Dance," including five bids in the 1990s with the last coming in 1998.

Nee, Danny— Winningest coach in Nebraska history, who posted a 254-190 record in 14 seasons from 1986 to 2000 and led NU to 11 postseason appearances.

O

Overtime— The Huskers are 58-39 all-time in OT games, including 19-5 at home in the Bob Devaney Sports Center.

P

Parsons, Robert— Two-time first-team All-Big Six performer who earned All-America honors in 1937.

Polish Rifle— Nickname of two-time All-Big Eight pick and 1994 Big Eight Tournament MVP Eric Piatkowski, Nebraska's second all-time leading scorer before spending 13 years in the NBA with four teams. He was inducted into the Nebraska Basketball Hall of Fame in 2006, the same year he had his jersey (No. 52) retired. He now serves as a Huskers' television color analyst.

Postseason— Nebraska has made 23 all-time appearances.

Q

Quadruple— Nebraska and UAB played four overtimes on Dec. 22, 1979, (NU won 92-84), in the school's longest game ever.

R

Rankings— Nebraska posted its highest year-end national rankings ever in 1990-91, finishing at No. 9 in UPI and No. 11 in AP.

Rebounder's Club— Booster organization for NU basketball.

Red Zone— The Nebraska student section at the Devaney Center.

Retherford, Claude— Leading scorer on NU's 1949 Big Seven championship team and a two-time first-team all-conference selection.

S

Sadler, Doc— Husker head coach from 2006-07 until 2011-12. He finished fourth on Nebraska's win chart with 101 in six seasons and guided Nebraska to three postseason appearances in his tenure.

Sauer, George— The only Husker football All-American to earn a basketball letter, he was an All-America fullback in 1933 and lettered on the hardwood in 1932 and 1933.

Simmons, Grant— First-team All-Big Eight pick in 1966 and the school's first first-team academic All-Big Eight selection.

Smith, Andre— 1981 Big Eight Player of the Year, and NU's only conference player of the year until Venson Hamilton in 1999.

Stewart, Marvin— The only player in school history to reach the 1,000-point plateau in fewer than 70 career games.

Stiehm, E.O.— NU's first full-time basketball coach (1912-15) and the only man in conference history to win league titles in football (1912, 1913, 1914) and basketball (1912, 1913, 1914) in the same year.

Strickland, Erick— A three-year starter for Nebraska who is second on the Huskers' steals list and seventh in scoring. Strickland played in the NBA for nine seasons, including his final



Andre Smith was the Big Eight Player of the Year in 1981, one of only two Huskers to earn the conference's top honor.

two with the Milwaukee Bucks. He was inducted into the Nebraska Basketball Hall of Fame in 2009.

T

Three-Pointers— Nebraska hit a school-record 267 3-pointers during the 2001-02 campaign. Brian Carr hit the first 3-pointer in school history in a game at Cal-Irvine during the 1986-87 season.

Titles— Nebraska won or shared seven league titles, all prior to 1951. NU also captured the 1994 Phillips 66 Big Eight Tournament title.

Turner, Herschell— All-American player who was the first Husker to score 1,000 career points. Later went on to fame with the Harlem Globetrotters.

U

Upset— NU has knocked off three No. 1 teams, handing Kansas a 43-41 loss in 1958, Michigan a 74-73 loss in 1964-65 and Missouri a 67-51 loss at Columbia during the 1981-82 campaign. Nebraska nearly added a top-ranked victim in 1996-97 when it took Kansas to overtime before losing 82-77, and another in 2001-02 when it fell to Kansas by just one point, 88-87, in Lincoln as NU hit a school-record 18 3-pointers.

V

van Poelgeest, Richard— Born in The Netherlands, van Poelgeest was a four-year letterwinner from 1987 through 1990.

Volz, "Mutt"— First-team All-Missouri Valley Conference guard in 1925.

W

Wahlquist, George— All-America guard on NU's 1936 Big Six championship team.

Walsh, W.W.— The first first-team all-conference performer in school history (1909).

Whitehead, Bus— Two-time first-team All-Big Seven pick and the catalyst of the Huskers' 1949 and 1950 league title teams. Named as the captain of NU's all-time basketball team and earned the first Distinguished Hall of Fame Alumni award in 2003.

X

Xavier— Ended Nebraska's most successful basketball season ever by handing the No. 3-seed Huskers an 89-84 loss in the first round of the 1991 NCAA Tournament at Minneapolis, Minn. NU finished with a school-record 26 victories against just eight losses.

Y

YMCA— Nebraska's first basketball game was played against a team from the Lincoln YMCA, Feb. 1, 1897. NU won 11-8.

Z

Zero— Number of home losing seasons by Nebraska in Devaney Center history.

NEBRASKA BASKETBALL HALL OF FAME

The Nebraska Basketball Hall of Fame was the brainchild of longtime Husker athletic supporter Jerry Solomon, who first approached the University about the project in 1988. Solomon, along with Jack Bock, Dale Herman and Dale Jensen, provided financial support for the Hall of Fame at that time. The Hall is now co-sponsored by the Nebraska Athletic Department and the Rebounders Club.

Bruce Chubick became the most recent inductee to the Nebraska Basketball Hall of Fame, inducted as the 62nd member of the elite basketball fraternity on Feb. 19, 2011. Chubick was an integral part in helping Nebraska to an 85-39 record and four NCAA Tournament bids during his playing career. As a senior, he was instrumental in helping Nebraska to a 20-10 record and the school's first Big Eight Tournament title, averaging 11.7 points on a team-best .563 shooting percentage and a team-high 7.3 rebounds per game, as the Huskers finished 22nd in the final AP poll.

He was at his best in the 1994 Big Eight Tournament, scoring a career-high 23 points and grabbing 13 rebounds in the opener against Oklahoma before pulling down 16 rebounds and scoring 17 points in a 98-91 win over third-ranked Missouri in the semifinals. Chubick earned a spot on the Big Eight All-Tournament team, while his 16 rebounds against the Tigers remains the school record for rebounds in a conference tournament.

In his career, Chubick played in 119 games as a Husker, totaling 878 points and ranking in the top 15 in school history in both shooting percentage (.561, sixth) and rebounds (618, 15th). He was fourth on the team in scoring and second in rebounding as a junior, following a sophomore season when he was named to the league's All-Improved Team despite suffering a broken foot in the preseason. Chubick served as a key reserve on NU's record-setting 26-8 team in 1990-91, seeing action in 29 of 34 games that season. Away from the court, he was a three-time first-team academic All-Big Eight pick.

Also in 2011, Albert Maxey Sr. was recognized with the Whitehead Distinguished Alumni Award, which honors a former player and Hall of Fame member who has been a positive force in the state and local community since his playing days ended. This year, the award was renamed after Bus Whitehead, who passed away in 2010, to recognize his contributions to the Nebraska basketball program. Maxey, who was inducted into the Nebraska Basketball Hall of Fame in 1995, has been active in the community since his playing career ended. He served as Director of Basketball for the Cornhusker State games and worked for the Lincoln Police Department for 35 years. He has also served as a visiting artist in the Lincoln Public Schools for the last 13 years and was the 2009 Tour de Nebraska Spirit Award winner.

Harley and Marcia Bergmeyer received the Bud Cuca Special Merit Award, becoming the second and third honorees since the award was renamed in 2003. The award is given to someone who helps shape the Husker basketball program from a supporting role and was renamed in 2003 in honor of Bud Cuca, a long-time Husker basketball supporter who passed away in 2002 following a battle with cancer.

Harley and Marcia have been long-time supporters of Nebraska sports, serving as members of the Rebounders Club and the Courtside Club, as well as the Devaney Society. Harley, who graduated from Peru State College, is a long-time Rebounders Club board member and is currently the Chairman of the Board for First State Bank and a current member of the Board of Directors of the Federal Home Loan Bank Topeka.



Bruce Chubick addresses the crowd during the 2011 Nebraska Basketball Hall of Fame induction ceremony. The Huskers knocked off No. 3 Texas, 70-67, that afternoon.

HALL OF FAME MEMBERS (62)

1989 (11)

James Buchanan, 1950-51-52
Sam Carrier, 1911-12-13
Steve Hokuf, 1930-31-33
Chuck Jura, 1970-71-72
Stuart Lantz, 1966-67-68
Don Maclay, 1929-30-31
Robert Parsons, 1936-37-38
Claude Retherford, 1947-48-49
Mathias "Mutt" Volz, 1923-24-25
George Wahlquist, 1933-35-36
Coach Harry Good, 1947-54

1990 (3)

Herschell Turner, 1958-59-60
Milton "Bus" Whitehead, 1948-49-50
Coach Joe Cipriano, 1964-80

1991 (3)

Leroy Chalk, 1969-70-71
Jerry Fort, 1973-74-75-76
Coach Jerry Bush, 1955-63

1992 (4)

Sid Held, 1940-41-42
Rex Ekwall, 1955-56-57
Marvin Stewart, 1969-70-71
Coach W.H. Browne, 1933-40

1993 (4)

Bob Pierce, 1949-50-51
Bill Johnson, 1952-53-54-55
Grant Simmons, 1964-65-66
Jack Moore, 1979-80-81-82

1994 (4)

Bob Cerv, 1947-48-49-50
Tom Russell, 1961-62
Nate Branch, 1965-66-67
Andre Smith, 1978-79-80-81

1995 (4)

Carl Olson, 1928-29
Don Fitz, 1939-40-41
Al Maxey, 1959-60
Tom Baack, 1966-67-68

1996 (7)

Walter Henrion, 1932-33
Gary Reimers 1956-57-58
Wilson Fitzpatrick, 1958
Bob Grattop, 1968-69-70
Bob Siegel, 1974-75-76-77
Dave Hoppen, 1983-84-85-86
Coach Moe Iba, 1981-86

1997 (3)

Elmer Dohrmann, 1936-37-38
Fred Seger, 1952-53-54
Tom Scantlebury, 1968-69-70

1998 (3)

Paul Amen, 1936-37-38
Willard Fagler, 1952-53-54-55
Willie Campbell, 1965-66-67

1999 (3)

Don Smidt, 1956-57-58
Jim Kubacki, 1956-57-58
Brian Banks, 1976-77-78-79

2000 (3)

Daryl Petsch, 1962-63-64
Larry Cox, 1974-75-76
Stan Cloudy, 1983-84

2001 (3)

Brian Carr, 1984-85-86-87
Rich King, 1988-89-90-91
Floyd Ebaugh, 1936-37-38

2002 (2)

Clifford Scales, 1988-89-90-91
Willard Witte, 1928-29-30

2003 (1)

Beau Reid, 1988-89-90-91

2006 (1)

Eric Piatkowski, 1991-92-93-94

2009 (2)

Erick Strickland, 1993-94-95-96
Coach Danny Nee, 1987-2000

2011 (1)

Bruce Chubick, 1991-92-93-94

NEBRASKA HALL OF FAME WHITEHEAD DISTINGUISHED ALUMNI AWARD

2003—Milton "Bus" Whitehead
2009—Rex Ekwall
2011—Albert Maxey Sr.

BUD CUCA SPECIAL MERIT AWARD

1989—Ed Childress and Bud Cuca, Lincoln
1990—Paul Schneider, Lincoln
1991—Bob Devaney, Lincoln
1992—Don Bryant, Lincoln
1993—Tony Sharpe, Lincoln
1994—George Sullivan, Lincoln
1995—Jerry Lott, Lincoln
1996—Al Papik, Lincoln
1997—Mel Worster
and Woody Varner, Lincoln
1998—Ed Kaplan, Houston, Texas
and Jerry Solomon, Lincoln
1999—Lloyd Castner, Columbus
and Dick Perry, Lincoln
2000—Larry Frederick, Lincoln
2001—George Andreas, Lincoln
2003—Jack 'Butch' Lindley, Omaha
2009—Kent Pavelka, Omaha
2011—Harley and Marcia Bergmeyer, Dewitt

NEBRASKA COACHING LEDGER



Tim Miles
2012-present



Doc Sadler
2007-2012



Barry Collier
2001-2006



Danny Nee
1987-2000



Moe Iba
1981-86



Joe Cipriano
1964-80



Jerry Bush
1955-63



Harry Good
1947-54



L.F. Klein
1946



A.J. Lewandowski
1941-45



William Browne
1933-40



Charles T. Black
1927-32



Ernest Bearg
1926



W.E. Kline
1924-25



Owen A. Frank
1922-23



Paul Schlisser
1920-21



Dr. E.J. Stewart
1917-19



Sam Waugh
1916



E.O. Stiehm
1912-15



O.F. Field
1911



T.J. Hewiat
1910



R.G. Clapp
1904-09



Fred Morrell
1902



E. Berry
1901



T.P. Hewitt
1900



Frank Lehmer
1897-99

ALL-TIME ASSISTANT COACHES

Name	Years	Mathews, Philip	2007-10
Amen, Paul	1940-41	Mitchem, Lynn	1987-92
Anwar, David	2007-2010, 2011-12	Mouton, Kevin	2001
Armstrong, Charles	1938, 1942-40	Novsek, Doug	2003-06
Baack, Tom	1978-86	Porter, Lonnie	1973-77
Bargen, Gary	1987-95	Rankin, Reggie	2001-03
Benford, Tony	2006-2008	Reid, Arden	1987-89
Broughton, Mike	2003	Roesse, Walter	2009-10
Campbell, Dave	2001-02	Roth, Randy	1997-2000
Carter, Tim	1984	Sharpe, Tony	1947-63
Cipriano, Randy	1982-86	Smith, Craig	2012-present
Croft, Chris	2010-11	Smith, Jeff	1990-95
Cox, Jeremy	2011-12	Spinelli, Scott	2004-06
Farley, Doug	1985-86	Spoonhour, Charlie	1982-83
Fisher, Morris	1935-37	Stevens, Ed	1967
Flanigan, Wes	2010-12	Stewart, Ron	1980
Francis Jr., Jerome	2006	Webster, Tracy	2010-11
Gates, Bob	1964-66	Williams, Jimmy	1993-99
Gay, Larry	2000	Whitehead, Milton "Bus"	1955
Hammond, John	1981		
Harriman, Chris	2012-present		
Harshman, Dave	1978		
Harrell, Bill	1968-69		
Hill, Cleo	1999-2000		
Howard, Scott	1996-98		
Hughes, Rex	1970-72		
Iba, Moe	1971-80		
Johnson, Ben	2012-present		
Johnson, Bill	1996-97		
Lewandowski, A.J.	1938-40		

HEAD COACHING RECORDS (BY WINS)

Coach	Season(s)	Years	Games	Won	Lost	Pct.	Conf. Titles
Danny Nee	1987-2000	14	444	254	190	.572	0 (1 B8T)
Joe Cipriano	1964-80	17	450	253	197	.562	0 (1 B8HT)
Moe Iba	1981-86	6	177	106	71	.599	0
Doc Sadler	2007-12	6	190	101	89	.532	0
Barry Collier	2001-06	6	180	89	91	.494	0
Harry C. Good	1947-54	8	185	86	99	.465	2
Jerry Bush	1955-63	9	213	81	132	.380	0
William Browne	1933-40	8	151	64	87	.424	1
R.G. Clapp	1904-09	6	102	59	43	.578	0
E.O. Stiehm	1912-15	4	70	56	14	.800	3
Charles T. Black	1927-32	6	108	51	57	.472	0
Paul Schlisser	1920-21	2	42	37	5	.881	0
Dr. E.J. Stewart	1917-19	3	52	29	23	.558	0
A.J. Lewandowski	1941-45	5	87	24	63	.276	0
W.E. Kline	1924-25	2	35	23	12	.657	0
Owen A. Frank	1922-23	2	35	14	21	.400	0
Sam Waugh	1916	1	14	13	1	.929	1
O.F. Field	1911	1	18	9	9	.500	0
Ernest Bearg	1926	1	18	8	10	.444	0
Frank Lehmer	1897-99	3	10	7	3	.700	0
Walter Hiltner	1903	1	12	7	5	.583	0
L.F. Klein	1946	1	20	7	13	.350	0
T.J. Hewiat	1910	1	16	6	10	.375	0
T.P. Hewitt	1900	1	5	5	0	1.000	0
Fred Morrell	1902	1	8	5	3	.625	0
E. Berry	1901	1	6	3	3	.500	0
Totals	1897-2012	116	2,650	1,399	1,251	.528	7 (1B8T)

116 YEARS OF NEBRASKA BASKETBALL

Year	All Games		Conference		Conference Finish	Highlights, Notes	W	L	W	L	Notes
	W	L	W	L							
1896-97	2	0	0	0	None	both games seven-on-seven					
1897-98	1	3	0	0	None	all games against YMCA teams					
1898-99	4	0	0	0	None	Neb. Wesleyan first collegiate foe					
1899-1900	5	0	0	0	None	first meeting with Kansas					
1900-01	3	3	0	0	None	win streak reaches 13 games					
1901-02	5	3	0	0	None						
1902-03	7	5	0	0	None						
1903-04	9	5	0	0	None	Wisconsin is first Big Ten foe					
1904-05	11	5	0	0	None	then-school record 12 wins					
1905-06	12	2	0	0	None	NU record 74-point win vs. Crete					
1906-07	10	6	0	0	None	NU record 74-point win vs. Crete					
1907-08	9	10	4	2	2nd, MVC	first losing season in 10 years					
1908-09	8	15	5	5	2nd, MVC	W.W. Walsh, first-team MVC					
1909-10	6	10	6	2	2nd, MVC	E.O. Perry, first-team MVC					
1910-11	9	9	6	6	2nd, MVC	J.P. Gibson, A.O. Frank, All-MVC					
1911-12	14	1	8	0	1st, MVC	Won season's final nine games					
1912-13	17	2	10	0	1st, MVC	Sam Carrier, Ross Haskell, All-MVC; Carrier, All-American					
1913-14	15	3	7	0	1st, MVC						
1914-15	10	8	8	4	2nd, MVC	first MVC loss in four years					
1915-16	13	1	12	0	1st, MVC	perfect 12-0 in Missouri Valley					
1916-17	12	10	4	8	5th, MVC						
1917-18	7	7	4	5	5th, MVC						
1918-19	10	6	10	6	3rd, MVC	Carl Johnson, All-MVC pick					
1919-20	22	2	0	0	None	then-NU record 22 wins stood for 71 seasons, no conference affiliation					
1920-21	15	3	9	1	2nd, MVC						
1921-22	8	9	8	8	tie 4th, MVC						
1922-23	6	12	5	11	6th, MVC						
1923-24	11	7	10	6	3rd, MVC						
1924-25	12	5	11	5	2nd, MVC	Orr Goodson, Mutt Volz, All-MVC					
1925-26	8	10	7	7	5th, MVC	first season in NU Coliseum					
1926-27	12	6	7	5	4th, MVC	Clark Smatha, All-MVC pick					
1927-28	7	11	7	11	tie 7th, MVC	all games vs. league foes					
1928-29	11	5	5	5	3rd, Big Six	first season of play in Big Six					
1929-30	9	9	6	4	3rd, Big Six	Don Maclay, first-team All-Big Six					
1930-31	9	9	6	4	3rd, Big Six	Don Maclay, All-American					
1931-32	3	17	2	8	6th, Big Six	Steve Hokuf, first-team All-Big Six					
1932-33	3	13	2	8	tie 5th, Big Six	Hokuf, All-Big Six, All-American					
1933-34	7	11	5	5	4th, Big Six						
1934-35	6	12	3	7	5th, Big Six						
1935-36	13	8	7	3	2nd, Big Six	George Wahlquist, All-Big Six, All-American					
1936-37	13	7	8	2	tie 1st, Big Six	shared Big Six title, Robert Parsons, All-Big Six, All-American					
1937-38	9	11	4	6	tie 3rd, Big Six	Parsons, All-Big Six					
1938-39	7	13	3	7	5th, Big Six						
1939-40	6	12	2	8	tie 4th, Big Six						
1940-41	8	10	6	4	3rd, Big Six	Sid Held, Don Fritz, All-Big Six					
1941-42	6	13	4	6	4th, Big Six						
1942-43	6	10	5	5	tie 3rd, Big Six						
1943-44	2	13	1	9	tie 5th, Big Six	fewest wins in 46 seasons					
1944-45	2	17	1	9	6th, Big Six						
1945-46	7	13	3	7	tie 4th, Big Six						
1946-47	10	14	3	7	tie 5th, Big Six	league Holiday tourney begins					
1947-48	11	13	5	7	5th, Big Seven	first year of Big Seven					
1948-49	16	10	9	3	tie 1st, Big Seven	NU lost in NCAA District game, Claude Retherford, Big Seven MVP, Bus Whitehead, All-Big Seven					
1949-50	16	7	8	4	tie 1st, Big Seven	Bus Whitehead, All-Big Seven					
1950-51	9	14	4	8	5th, Big Seven	tied for second straight league title					
1951-52	7	17	3	9	7th, Big Seven	Jim Buchanan, All-American, All-Big Seven					
1952-53	9	11	4	8	6th, Big Seven						
1953-54	8	13	5	7	tie 4th, Big Seven						
1954-55	9	12	6	6	tie 3rd, Big Seven						
1955-56	7	16	3	9	6th, Big Seven	defeated Wooden-coached UCLA					
1956-57	11	12	5	7	tie 4th, Big Seven	defeated two No. 4 teams					
1957-58	10	13	5	7	tie 4th, Big Seven	defeated two No. 4 teams					
1958-59	12	13	5	9	tie 5th, Big Eight	first season of Big Eight					
1959-60	7	17	4	10	tie 7th, Big Eight	Herschell Turner, All-Big Eight, NU's first 1,000-point scorer					
1960-61	10	14	4	10	6th, Big Eight						
1961-62	9	16	5	9	tie 5th, Big Eight						
1962-63	6	19	1	13	8th, Big Eight	School-record 19 losses					
1963-64	7	18	5	9	tie 6th, Big Eight	Joe Cipriano's first season					
1964-65	10	15	5	9	tie 6th, Big Eight	beat No. 1 Michigan in Lincoln					
1965-66	20	5	12	2	2nd, Big Eight	first winning season in 15 years, school's second 20-win campaign, finished season ranked 11th (UPI)					
1966-67	16	9	10	4	tie 2nd, Big Eight	Grant Simmons, All-Big Eight					
1967-68	15	10	8	6	tie 3rd, Big Eight	first-ever NIT Tournament bid, Stuart Lantz, All-Big Eight					
1968-69	12	14	5	9	tie 6th, Big Eight	Lantz, All-Big Eight					
1969-70	16	9	7	7	tie 3rd, Big Eight	NU won Big Eight Holiday title					
1970-71	18	8	8	6	4th, Big Eight	Marvin Stewart, All-Big Eight					
1971-72	14	12	7	7	4th, Big Eight	Chuck Jura, All-Big Eight					
1972-73	9	17	4	10	tie 6th, Big Eight						
1973-74	14	12	7	7	4th, Big Eight	Jerry Fort, All-Big Eight					
1974-75	14	12	7	7	4th, Big Eight	Jerry Fort, All-Big Eight, then-school-record 40 points against Missouri					
1975-76	19	8	10	4	3rd, Big Eight	Jerry Fort, All-Big Eight, finished with then-school-record 1,882 points, last season in NU Coliseum					
1976-77	15	14	7	7	5th, Big Eight	first season in Devaney Center					
1977-78	22	8	9	5	2nd, Big Eight	first NU-Creighton meeting in 45 years, NU makes 2nd NIT appearance					
1978-79	14	13	7	7	5th, Big Eight	Brian Banks, All-Big Eight					
1979-80	18	13	8	6	tie 2nd, Big Eight	Andre Smith, All-Big Eight					
1980-81	15	12	9	5	tie 2nd, Big Eight	Moe Iba, Big Eight Coach of the Year					
1981-82	16	12	7	7	tie 2nd, Big Eight	Smith, Big Eight POW					
1982-83	22	10	9	5	tie 4th, Big Eight	Iba, Big Eight Coach of the Year					
1983-84	18	12	7	7	tie 4th, Big Eight	Jack Moore, All-Big Eight					
1984-85	16	14	5	9	tie 3rd, Big Eight	NU defeated No. 1 Missouri					
1985-86	19	11	8	6	3rd, Big Eight	NU reached NIT semifinals					
1986-87	21	12	7	7	3rd, Big Eight	Second straight NIT bid, Dave Hoppen, All-Big Eight					
1987-88	13	18	4	10	tie 5th, Big Eight	Hoppen, All-Big Eight, set six school records					
1988-89	17	16	4	10	3rd, Big Eight	NU's first-ever NCAA berth, Hoppen, All-Big Eight, finished as NU's all-time leading scorer					
1989-90	10	18	3	11	5th, Big Eight						
1990-91	26	8	9	5	3rd, Big Eight	School-record 26 wins, finished with highest-ever ranking at No. 9, NU-record tying 14 straight wins					
1991-92	19	10	7	7	5th, Big Eight	Second straight NCAA bid					
1992-93	20	11	8	6	tie 2nd, Big Eight	Third straight NCAA bid, Eric Piatkowski, All-Big Eight					
1993-94	20	10	7	7	4th, Big Eight	Fourth straight NCAA bid, second straight 20-win season, Big Eight Tournament champs					
1994-95	18	14	4	10	7th, Big Eight	Piatkowski, All-Big Eight					
1995-96	21	14	4	10	7th, Big Eight	NIT bid, fifth straight postseason					
1996-97	18	15	7	9	7th, Big Eight	NIT Champions					
1997-98	20	12	10	6	7th, Big 12	School-record seventh straight postseason appearance (NIT)					
1998-99	20	13	10	6	4th, Big 12	First NCAA berth in four years, Tyronn Lue, All-Big 12					
1999-2000	11	19	4	12	tie 5th, Big 12	Ninth straight postseason (NIT)					
2000-01	14	16	7	9	tie 8th, Big 12	Venson Hamilton, Big 12 Player of Year					
2001-02	13	15	6	10	7th, Big 12	See is NU's winningest coach					
2002-03	11	19	3	13	7th, Big 12	Collier's first season with Huskers					
2003-04	18	13	6	10	tie 7th, Big 12	Cochran career record 268 3-ptrs.					
2004-05	14	14	7	9	12th, Big 12	tied school record for losses					
2005-06	19	14	7	9	9th, Big 12	First postseason bid under Collier					
2006-07	17	14	6	10	8th, Big 12	Collier set NU frosh records					
2007-08	20	13	7	9	6th, Big 12	Second postseason bid in three years					
2008-09	18	13	8	8	7th, Big 12	First season under Doc Sadler					
2009-10	15	18	2	14	7th, Big 12	12th 20-win season, postseason NIT					
2010-11	19	13	7	9	8th, Big 12	Aleks Maric, All-Big 12					
2011-12	12	19	4	14	tie 8th, Big 12	first .500 record in Big 12 in decade					
Totals	1,399	1,242	623	713	12th, Big 12	second straight postseason NIT					
					11th, Big Ten	third season in Big Ten Conference					
					6 NCAA, 17 NIT appearances						

YEAR-BY-YEAR RESULTS

1896-97

Overall Record: 2-0

Home: 2-0 Away: 0-0

Coach: Frank Lehmer

H	2/2	Lincoln YMCA.....	W	11	8
H	2/23	Lincoln YMCA.....	W	23	14

Season Notes: Six years after Dr. James Naismith invented the game, NU fielded its first team...Coach Frank Lehmer guided first team... both games were played seven-on-seven.

1897-98

Overall Record: 1-3

Home: 0-3 Away: 1-0

Coach: Frank Lehmer

H	1/8	Lincoln YMCA.....	L	9	15
H	1/15	Omaha YMCA.....	L	12	16
H	2/1	Lincoln YMCA.....	L	13	20
A	2/22	Omaha YMCA.....	W	10	9

Season Note: After three straight losses to open season, Nebraska ended its second year of intercollegiate basketball with 10-9 win over Omaha YMCA in its first-ever road game.

1898-99

Overall Record: 4-0

Home: 3-0 Away: 1-0

Coach: Frank Lehmer

H	12/13	Nebraska Wesleyan.....	W	37	5
H	1/17	Doane.....	W	52	7
H	1/20	Omaha YMCA.....	W	21	14
A	2/2	Nebraska Wesleyan.....	W	57	3

Season Notes: Second undefeated season in school history...final season for NU's first coach, Frank Lehmer...after six games in first two seasons of intercollegiate basketball against Lincoln and Omaha YMCA teams, Huskers faced first collegiate opponent in Nebraska Wesleyan.

1899-1900

Overall Record: 5-0

Home: 5-0 Away: 0-0

Coach: T.P. Hewitt

H		Nebraska Wesleyan.....	W	42	9
H		Lincoln YMCA.....	W	39	7
H		Doane.....	W	57	3
H		Omaha YMCA.....	W	26	14
H	3/2	Kansas.....	W	48	8

Season Notes: Third and final undefeated season in school history...Kansas game at Lincoln was first-ever between Big Eight Conference schools and ranks as worst loss ever for Jayhawks... W.E. Anderson had school's first 30-point game with 34 vs. KU...Coach T.P. Hewitt's only season.

1900-01

Overall Record: 3-3

Home: 2-1 Away: 1-2

Coach: E. Berry

A		Omaha YMCA.....	W	13	11
H		Lincoln YMCA.....	W	10	8
H		Omaha YMCA.....	W	20	12
H		Omaha YMCA.....	L	20	28
A		Fond du Lac.....	L	20	32
A		Stevens Point A.C.....	L	13	38

Season Notes: NU opened season with three straight wins to run win streak to 13 straight, but then dropped final three games to finish .500...third consecutive .500 or better record...only season for Coach E. Berry.

1901-02

Overall Record: 5-3

Home: 3-0 Away: 2-3

Coach: Fred Morrell

H	1/18	Nebraska Wesleyan.....	W	63	14
H	2/1	Lincoln YMCA.....	W	32	30
A	2/15	Minnesota.....	L	9	52
A	2/17	Sioux City YMCA.....	W	42	24
A	2/28	Haskell.....	L	29	79
A	3/1	Kansas.....	W	35	29
A	3/3	Topeka YMCA.....	L	36	52
H	3/22	Topeka YMCA.....	W	27	13

Season Notes: First and only season for Coach Fred Morrell...fourth straight .500 or better season.

1902-03

Overall Record: 7-5

Home: 3-1 Away: 4-4

Coach: Walter Hiltner

H	12/18	Lincoln YMCA.....	W	25	18
A	1/17	Haskell.....	L	18	25
H	1/24	Lincoln YMCA.....	L	24	35
H	1/31	Kansas.....	W	23	18
A	2/3	Denver YMCA.....	W	44	29
A	2/4	Colorado College.....	W	39	11
A	2/5	Colorado.....	W	28	12
A	2/6	Greeley High.....	W	25	15
A	2/7	Cheyenne Business.....	L	28	42
H	2/20	Lincoln YMCA.....	W	33	20
A	3/6	Minnesota Ag.....	L	4	13
A	3/7	Minnesota.....	L	14	41

Season Notes: In only season under Coach Walter Hiltner, Nebraska posted 7-5 record... fifth straight .500-plus campaign.

1903-04

Overall Record: 9-5

Coach: R.G. Clapp

(Sites and dates unavailable)

		Nebraska Wesleyan.....	W	47	10
		Highland Park.....	L	N/A	N/A
		Lincoln High.....	W	49	26
		Nebraska Wesleyan.....	L	31	32
		Lincoln YMCA.....	L	N/A	N/A
		Lincoln YMCA.....	W	N/A	N/A
		Lincoln YMCA.....	W	31	12
		Nebraska Wesleyan.....	W	25	9
		Omaha Christian.....	W	35	26
		Sioux City YMCA.....	L	14	49
		Morningside.....	W	57	27
		Minnesota.....	L	21	42
		Minneapolis YMCA.....	W	15	10
H		Wisconsin.....	W	25	22

Season Notes: In first season under Coach R.G. Clapp, Nebraska won school-record nine games...Wisconsin was first Big Ten school to play Huskers at Lincoln.

1904-05

Overall Record: 11-5

Coach: R.G. Clapp

(Sites and dates unavailable)

		Nebraska Wesleyan.....	W	32	31
		Highland Park.....	L	34	39
		Nebraska Wesleyan.....	W	57	23
		Omaha YMCA.....	W	24	21
		Fort Dodge.....	W	53	27
		Shattuck.....	W	44	22
		Minnesota.....	W	22	21
		Minnesota.....	W	28	25
		Omaha YMCA.....	L	29	30
		Baker.....	W	49	19
		Port Washington.....	W	47	36
		Ripon.....	L	28	32
		Menasha.....	W	37	19
		Lawrence.....	W	37	24
		Lewis.....	L	32	61
		Chicago Central.....	L	22	59

Season Note: Huskers won then-school-record 11 games.

1905-06

Overall Record: 12-2

Home: 4-1 Away: 8-1

Coach: R.G. Clapp

H	1/13	Kansas City A.C.....	W	33	22
H	1/29	Kansas City YMCA.....	W	25	24
H	2/3	Baker.....	W	34	23
H	2/12	Kansas.....	L	17	37
A	2/19	Kansas State.....	W	50	14
A	2/20	Fort Riley.....	W	43	13
A	2/21	Baker.....	W	33	27
A	2/22	Independence.....	W	41	16
A	2/23	Kansas City A.C.....	L	21	49
A	2/25	Kansas City A.C.....	W	26	25
H	3/15	Brown "B".....	W	57	12
A	3/20	Bellevue.....	W	39	27
A	3/21	Fort Dodge.....	W	33	23
A	3/22	Shattuck.....	W	59	23

Season Note: Nebraska won then-school-record 12 games with just two losses.



Nebraska's first basketball team posted a 2-0 record in 1896-97.

1906-07

Overall Record: 10-6
Home: 5-0 Away: 5-6
Coach: R.G. Clapp

A	1/4	Crete	W	82	8
A	1/11	Nebraska Wesleyan	W	38	26
H	1/26	Central City	W	40	9
H	1/28	Iowa	W	25	17
H	2/9	Kansas	W	32	19
A	2/14	Fort Dodge	W	34	22
A	2/15	Minnesota	L	19	20
A	2/16	Minnesota	L	18	20
A	2/18	Hudson	W	26	25
A	2/19	Marshfield (Co. A)	W	33	16
A	2/20	Portage (Co. F)	L	23	27
A	2/21	Wisconsin	L	31	35
A	2/22	Iowa	L	29	32
A	2/23	Grinnell	L	21	27
H	3/1	Denver	W	40	13
H	3/25	Nebraska Wesleyan	W	59	11

Season Notes: Nebraska posted ninth straight .500 or better record, third consecutive under Coach R.G. Clapp...74-point margin of victory over Crete (82-8) is largest in school history.

1907-08

Overall Record: 9-10 Conference: 4-2 in Missouri Valley (2nd)
Home: 3-3 (2-2) Away: 6-7 (2-0)
Coach: R.G. Clapp

A	12/18	Nebraska Wesleyan	W	33	19
H	1/11	Muscatine	L	21	39
A	1/15	Kansas State	W	36	18
A	1/16	Washburn	W	26	25
A	1/17	Kansas	W	20	17
A	1/18	Kansas	W	23	21
H	1/23	Highland Park	W	51	23
H	1/31	Missouri	W	41	30
H	2/1	Missouri	W	43	31
H	2/21	Kansas	L	26	28
H	2/22	Kansas	L	25	28
A	2/28	Minnesota	L	12	43
A	2/29	Minnesota	L	10	32
A	3/2	Portage	L	16	39
A	3/3	Wisconsin	L	4	43
A	3/4	DePaul	W	25	18
A	3/5	Morrison	L	19	23
A	3/6	Iowa	L	26	39
A	3/7	Grinnell	L	14	37

Season Notes: First season as member of Missouri Valley Conference... Huskers won MVC North Division title with 4-2 record, but because of scheduling difficulties, did not play a game against a team in own division...Husker Wilbur Wood was nation's second black college basketball player at a predominately white institution...Jumbo Stiehm, who would later become NU's football and basketball coach, scored

24 points in Wisconsin's 43-4 victory at Madison...second sub-.500 record in school history.

1908-09

Overall Record: 8-15 Conference: 5-5 in Missouri Valley (2nd)
Home: 5-5 (4-0) Away: 3-10 (1-5)
Coach: R.G. Clapp

H	12/12	Cotner	W	28	24
H	12/17	Lincoln YMCA	L	16	34
A	1/7	Kansas State	W	36	31
A	1/8	Kansas	L	13	48
A	1/9	Kansas	L	17	36
H	1/15	Iowa State	W	42	20
H	1/16	Iowa State	W	40	21
H	1/22	Drake	W	39	30
H	1/23	Drake	W	34	12
H	1/30	Kansas	L	13	18
H	2/1	Missouri	L	24	26
A	2/5	Minnesota	L	17	24
A	2/6	Minnesota	L	21	39
A	2/8	Iowa State	L	16	22
A	2/9	Iowa State	W	31	17
A	2/10	Drake	L	12	34
A	2/11	Drake	L	15	25
H	2/19	Minnesota	L	26	28
H	2/20	Minnesota	L	20	29
KC	3/4	Kansas	L	22	28
KC	3/5	Kansas	L	15	24
KC	3/6	Kansas	W	32	29
A	3/8	Nebraska Wesleyan	L	32	62

Season Notes: For second straight year, Nebraska captured MVC Northern Division title...Kansas took two of three games against Cornhuskers in playoff at Kansas City, Mo., and won conference title...W.W. Walsh earned first-team All-MVC honors, first NU player ever honored...Coach R.G. Clapp retired after six seasons.

1909-10

Overall Record: 6-10 Conference: 6-2 in Missouri Valley (2nd)
Home: 4-3 (4-0) Away: 2-7 (2-2)
Coach: T.J. Hewiat

A	1/6	Kansas State	L	16	27
A	1/7	Kansas State	L	17	32
A	1/8	Kansas	L	16	40
H	1/21	Iowa State	W	24	21
H	1/22	Iowa State	W	29	26
H	1/28	Drake	W	40	14
H	1/29	Drake	W	27	6
A	2/8	Drake	W	20	16
A	2/10	Drake	W	22	13
A	2/11	Iowa State	L	23	34
A	2/12	Iowa State	L	17	18
H	2/14	Kansas State	L	17	28
A	2/18	Minnesota	L	14	33

A	2/19	Minnesota	L	9	27
H	2/26	Kansas	L	20	40
H	2/27	Kansas	L	13	40

Season Notes: In only season under Coach T.J. Hewiat, Nebraska finished 6-10...Huskers won MVC North Division title for third straight year, but Kansas had better division record than NU and was declared conference champion...E.O. Perry was first-team All-Missouri Valley Conference pick.

1910-11

Overall Record: 9-9 Conference: 6-6 in Missouri Valley (2nd)
Home: 6-3 (4-2) Away: 3-6 (2-4)
Coach: O.F. Field

H	1/7	Cotner	L	17	35
H	1/14	Nebraska Wesleyan	W	42	26
H	1/20	Iowa State	W	41	20
H	1/21	Iowa State	L	31	33
A	1/26	Morningside	W	23	19
A	1/27	Minnesota	L	10	25
A	1/28	Minnesota	L	15	40
H	2/4	South Dakota	W	30	25
A	2/6	Iowa State	L	27	31
A	2/7	Iowa State	W	22	19
A	2/8	Missouri	L	26	39
A	2/9	Missouri (OT)	L	36	37
A	2/10	Kansas	W	15	11
A	2/11	Kansas	L	12	37
H	2/24	Kansas	W	38	28
H	2/25	Kansas	W	34	24
H	2/26	Missouri	W	30	23
H	2/27	Missouri	L	20	23

Season Notes: NU finished second in Missouri Valley Conference, three games behind Kansas...J.P. Gibson and O.A. Frank earned first-team All-Missouri Valley Conference honors...NU's first-ever overtime game.

1911-12

Overall Record: 14-1 Conference: 8-0 in Missouri Valley (1st)
Home: 6-0 (4-0) Away: 8-1 (4-0)
Coach: E.O. "Jumbo" Stiehm

H	1/12	Drake	W	42	24
H	1/13	Drake	W	35	13
A	1/18	Kansas State	W	26	25
A	1/19	Kansas	W	30	27
A	1/20	Kansas	W	30	26
A	1/26	Minnesota	L	15	40
A	1/27	Morningside	W	62	10
H	2/2	Iowa State	W	33	12
H	2/3	Iowa State	W	40	14
A	2/21	Drake	W	33	15
A	2/22	Drake	W	46	14
A	2/23	Iowa State	W	31	21
A	2/24	Iowa State	W	31	12
H	3/1	Kansas	W	49	21
H	3/2	Kansas	W	29	28

Season Notes: Huskers claimed MVC North Division crown with 8-0 record... after 25-point loss at Minnesota in sixth game of season, Nebraska won final nine games...in first season as Husker mentor, Stiehm made history by becoming first coach in conference history to win football and basketball titles in the same academic year...he repeated the feat a year later.

1912-13

Overall Record: 17-2 Conference: 10-0 in Missouri Valley (1st)
Home: 10-0 (5-0) Away: 7-2 (5-0)
Coach: E.O. "Jumbo" Stiehm

H	1/11	Cotner	W	29	18
H	1/17	Omaha X	W	46	13
H	1/18	Nebraska Wesleyan	W	39	26
A	1/23	St. Joseph's	W	25	11
A	1/24	Sacred Heart	W	31	9
A	1/25	Minnesota	L	11	20
H	1/31	Drake	W	32	7
H	2/1	Drake	W	24	15
A	2/7	Nebraska Wesleyan	W	27	20
H	2/15	Kansas State	W	27	16
A	2/19	Drake	W	21	4
A	2/20	Drake	W	25	11
A	2/21	Iowa State	W	29	12
A	2/22	Iowa State	W	16	10
H	2/28	Iowa State	W	28	8
H	3/1	Iowa State	W	24	12
H	3/10	Kansas	W	40	25
A	3/11	Kansas	W	18	16
N	3/12	Kansas*	L	24	30

*Manhattan, Kan.



The 1911-12 team captured the school's first Missouri Valley Conference title.

Season Notes: Huskers won North Division title with 10-0 record, recognized as league champion...dropped playoff game to South Division champ Kansas, 30-24, at Manhattan, Kan....Ross Haskell and Sam Carrier were first-team All-Missouri Valley Conference selections; Carrier also earned All-America honors.

1913-14

Overall Record: 15-3 Conference: 7-0 in Missouri Valley (1st)

Home: 7-2 (4-0) Away: 8-1 (3-0)

Coach: E.O. "Jumbo" Stiehm

H	1/10	Omaha X	W	44	22
H	1/17	Cotner	W	56	11
H	1/23	Nebraska Wesleyan	W	29	20
H	1/24	Nebraska Wesleyan	L	18	24
A	2/5	St. Joseph's	W	48	11
A	2/6	Minnesota	W	21	16
A	2/7	Minnesota	W	14	9
A	2/9	Fort Dodge Co. G.	W	38	22
H	2/13	Drake	W	32	20
H	2/14	Drake	W	31	10
A	2/17	Omaha Alumni	W	40	19
A	2/18	Simpson	L	21	22
A	2/19	Drake	W	36	17
A	2/20	Iowa State	W	15	9
A	2/21	Iowa State	W	16	3
H	2/27	Iowa State	W	24	16
H	2/28	Iowa State	W	41	13
H	3/5	Wesleyan Auto	L	19	31

Season Notes: Nebraska captured Missouri Valley Conference North Division crown with 7-0 record...squad was known as "Point a Minute" team, because it was reported to be so fast it took a movie camera to catch it.

1914-15

Overall Record: 10-8 Conference: 8-4 in Missouri Valley (2nd)

Home: 3-2 (3-1) Away: 7-6 (5-3)

Coach: E.O. "Jumbo" Stiehm

A	1/6	Ft. Dodge (Co. G.)	L	18	23
A	1/7	Hamline	W	20	9
A	1/8	Minnesota	L	18	22
A	1/9	Minnesota	L	9	23
H	1/15	Iowa State	W	32	15
H	1/16	Iowa State	W	25	12
A	1/20	Kansas State	W	26	19
A	1/21	Kansas State	W	26	20
A	1/22	Kansas	L	18	43
A	1/23	Kansas	L	23	30
A	2/5	Nebraska Wesleyan	W	13	9
A	2/10	Drake	W	14	5
A	2/11	Drake	W	23	14
A	2/12	Iowa State	W	24	12
A	2/13	Iowa State	L	11	25
H	2/19	Drake	L	19	20
H	2/20	Drake	W	27	11
H	3/3	Nebraska Wesleyan	L	15	39

Season Notes: Huskers finished second in Missouri Valley Conference race, three games back of first-place Kansas...final season for Coach E.O. Stiehm.

1915-16

Overall Record: 13-1 Conference: 12-0 in Missouri Valley (1st)

Home: 8-0 (8-0) Away: 5-1 (4-0)

Coach: Sam Waugh

H	1/14	Kansas	W	34	33
H	1/15	Kansas	W	40	27
H	1/21	Drake	W	41	12
H	1/22	Drake	W	44	16
A	1/30	Burgess-Nash	W	24	20
H	2/4	Iowa State	W	35	21
H	2/5	Iowa State	W	31	14
H	2/11	Kansas State	W	21	20
H	2/12	Kansas State	W	26	25
A	2/18	Nebraska Wesleyan	L	19	23
A	2/23	Drake	W	34	24
A	2/24	Drake	W	40	15
A	2/25	Iowa State	W	23	14
A	2/26	Iowa State	W	29	17

Season Notes: Huskers won Missouri Valley Conference title with 12-0 record; finished 13-1 in only season under direction of Coach Sam Waugh...lone loss was 23-19 decision to cross-town rival Nebraska Wesleyan.

1916-17

Overall Record: 12-10 Conference: 4-8 in Missouri Valley (5th)

Coach: Dr. E.J. Stewart

(Some sites and dates unavailable)

		Simpson	W	20	13
		Cotner	W	42	10
		Grinnell	L	9	22
		St. Joseph's	W	21	11
		St. Thomas (Minn.)	W	23	8
		Hamline	W	15	8
		Brandeis (Omaha)	W	29	11
		York College	W	23	14
		Nebraska Wesleyan	W	27	14
H	2/9	Missouri	L	16	18
H	2/10	Missouri	L	7	18
A		Kansas State	L	13	45
A		Kansas State	L	10	34
A	2/16	Kansas	W	21	19
A	2/17	Kansas	L	10	30
A	2/22	Iowa State	L	7	19
A	2/23	Iowa State	L	17	24
		Drake	W	23	13
		Drake	W	26	18
		Nebraska Wesleyan	L	15	18
H	3/9	Iowa State	L	22	24
H	3/10	Iowa State	W	24	21

Season Note: First season on sideline for Coach E.J. Stewart.

1917-18

Overall Record: 7-7 Conference: 4-5 in Missouri Valley (5th)

Home: 3-3 (1-1) Away: 4-4 (3-4)

Coach: Dr. E. J. Stewart

H		Camp Funston	L	14	43
H		Fort Dodge	W	19	16
H		Fort Dodge	L	14	21
A		Washington (Mo.)	L	17	44
A	2/8	Missouri	L	9	22
A	2/9	Missouri	L	8	16
H	2/15	Kansas	W	24	23
H	2/16	Kansas	L	25	31
A		Nebraska Wesleyan	W	18	10
H		Nebraska Wesleyan	W	24	14
A		Drake	W	32	10
A		Drake	W	21	14
A		Kansas State	W	31	23
A		Kansas State	L	16	26

Season Note: Eighth straight .500 or better record.

1918-19

Overall Record: 10-6 Conference: 10-6 in Missouri Valley (3rd)

Home: 6-3 (6-3) Away: 4-3 (4-3)

Coach: Dr. E.J. Stewart

A	1/22	Drake	W	34	13
A	1/23	Grinnell	W	24	14
A	1/24	Grinnell	L	15	16
A	1/25	Drake	W	24	14
H	1/30	Drake	L	15	22
H	2/1	Drake	W	19	9
H	2/7	Washington (Mo.)	W	35	25
H	2/8	Washington (Mo.)	W	28	13
H	2/14	Missouri	W	28	26
H	2/15	Missouri	W	21	14
A	3/5	Kansas	L	17	31
A	3/6	Kansas	W	29	24
H	3/8	Kansas State	L	32	34
A	3/9	Kansas State	L	21	30
H	3/12	Grinnell	W	27	15
H	3/13	Grinnell	L	21	22

Season Notes: NU finished third in Missouri Valley Conference race... Carl Jackson was first-team all-conference pick, first for Huskers in six seasons...final season for Coach E.J. Stewart.

1919-20

Overall Record: 22-2 Conference: No conference affiliation

Home: 11-1 Away: 11-1

Coach: Paul Schlisser

H	12/17	Morningside	W	37	14
H	12/18	Morningside	W	39	9
H	1/9	Omaha Athletic Club	W	51	10
H	1/10	Omaha Athletic Club	W	26	23
A	1/13	Hastings	W	47	9
A	1/14	Colorado College	W	32	19

A	1/15	Colorado College	L	23	25
A	1/16	Colorado	W	27	16
A	1/17	Colorado	W	24	17
H	1/23	South Dakota	W	41	12
H	1/24	South Dakota	W	33	12
H	2/5	Indiana	L	20	24
H	2/6	Indiana	W	38	18
H	2/13	Michigan State	W	43	26
H	2/14	Michigan State	W	39	20
A	2/20	Notre Dame	W	25	18
H	2/21	Notre Dame	W	31	15
A	2/24	Morningside	W	44	12
A	2/25	Morningside	W	50	13
A	2/26	Knox (OT)	W	31	24
A	2/27	Valparaiso	W	30	17
A	2/28	Valparaiso	W	35	20
H	3/5	Colorado College	W	23	9
H	3/6	Colorado College	W	33	12

Season Notes: Playing without a conference affiliation for first time since 1906-07 season, Nebraska finished with first 20-win season ever (22 victories)...fewest losses for NU since 1915-16 season...22 wins would stand as school record until 1990-91 campaign...first season on Husker sideline for Coach Paul Schlisser.

1920-21

Overall Record: 15-3 Conference: 9-1 in Missouri Valley (2nd)

Home: 10-1 (6-0) Away: 5-2 (3-1)

Coach: Paul Schlisser

A	1/1	Illinois	W	30	25
A	1/3	Illinois	L	24	26
A	1/4	Illinois Wesleyan	W	32	1
H	1/14	Grinnell	W	31	10
H	1/15	Grinnell	W	28	15
H	1/21	South Dakota	W	39	13
H	1/31	Oklahoma	W	34	20
H	2/1	Oklahoma	W	28	15
A	2/9	Iowa State	L	30	38
A	2/10	Iowa State	W	32	23
A	2/11	Grinnell	W	31	16
A	2/12	Grinnell	W	29	22
H	2/18	Notre Dame	W	25	18
H	2/19	Notre Dame	W	39	21
H	2/25	Colgate	L	15	21
H	2/26	Colgate	W	24	15
H	3/4	Iowa State	W	33	16
H	3/5	Iowa State	W	37	11

Season Notes: Nebraska finished second in the conference race with 9-1 mark...final season for Coach Paul Schlisser.

1921-22

Overall Record: 8-9 Conference: 8-8 in Missouri Valley (t-4th)

Home: 4-4 (4-4) Away: 4-5 (4-4)

Coach: Owen A. Frank

A	1/4	Wisconsin	L	14	27
H	1/7	Washington (Mo.)	W	31	23
A	1/9	Iowa State	W	21	14
H	1/13	Missouri	L	31	46
H	1/14	Grinnell	W	27	17
H	1/19	Kansas	L	15	25
A	1/27	Oklahoma	L	21	29
H	2/4	Iowa State	L	7	26
A	2/7	Grinnell	W	28	25
A	2/14	Kansas State	W	25	24
A	2/18	Drake	L	32	34
H	2/22	Oklahoma	W	39	34
A	2/24	Missouri	L	16	55
A	2/25	Washington (Mo.)	W	33	32
H	2/28	Drake	L	15	29
H	3/3	Kansas State	W	21	13
A	3/6	Kansas	L	18	41

Season Note: In first season under Coach Owen A. Frank, Nebraska finished 8-9 overall, 8-8 in MVC.

1922-23

Overall Record: 6-12 Conference: 5-11 in Missouri Valley (6th)

Home: 2-7 (1-7) Away: 4-5 (4-4)

Coach: Owen A. Frank

A	1/5	Kansas	L	20	30
A	1/6	Kansas State	W	21	15
H		Drake	L	18	30
H		Oklahoma	W	25	19
H	1/22	Missouri	L	18	33

A	1/25	Drake.....	L	25	36
A	1/26	Iowa State.....	W	21	15
A	1/27	Grinnell.....	W	20	13
H		Grinnell.....	L	17	32
H	2/3	Iowa State.....	L	17	21
A		Oklahoma.....	L	25	31
H	2/12	Kansas.....	L	15	36
H		Kansas State.....	L	14	17
H		Washington (Mo.).....	L	32	34
A	2/24	Missouri.....	L	22	39
A		Washington (Mo.).....	W	24	22
H		Nebraska Wesleyan.....	W	24	22
A		Creighton.....	L	24	46

Season Note: Final season for Coach Owen A. Frank.

1923-24

Overall Record: 11-7 Conference: 10-6 in Missouri Valley (3rd)
Home: 8-2 (7-2) Away: 3-5 (3-4)

Coach: W.E. Kline

A		Kansas City A.C.....	L	18	27
H	1/5	Missouri.....	W	24	18
H		Oklahoma.....	W	35	21
H		Kansas State.....	W	27	14
A	1/17	Kansas State.....	L	23	26
A	1/18	Kansas.....	L	18	19
A		Oklahoma.....	L	20	32
H	1/26	Kansas.....	L	10	13
H		Creighton.....	W	25	21
A		Drake.....	L	15	19
A		Grinnell.....	W	32	19
A	2/8	Missouri.....	W	31	11
A	2/9	Washington (Mo.).....	W	32	18
H		Grinnell.....	W	32	18
H		Washington (Mo.).....	W	38	17
A	2/27	Iowa State.....	W	18	16
H	3/3	Iowa State.....	W	27	14
H		Drake.....	L	12	25

Season Note: Nebraska finished 11-7 in Coach W.E. Kline's rookie season.

1924-25

Overall Record: 12-5 Conference: 11-5 in Missouri Valley (2nd)
Home: 6-2 (6-2) Away: 6-3 (5-3)

Coach: W.E. Kline

A	1/9	Kansas State.....	W	23	11
A	1/10	Oklahoma.....	W	23	18
H	1/17	Drake.....	W	20	8
H	1/31	Kansas.....	L	20	25
H	2/7	Oklahoma.....	W	31	17
H	2/9	Grinnell.....	W	35	27
H	2/13	Kansas State.....	W	32	20
A	2/17	Kansas.....	L	20	28
A	2/20	Washington (Mo.).....	W	24	20
A	2/21	Missouri.....	W	25	20

H	2/24	Iowa State.....	W	37	17
H	2/27	Missouri.....	W	24	21
A	2/28	Creighton.....	W	15	11
A	3/2	Drake.....	L	10	18
A	3/3	Grinnell.....	L	21	36
A	3/4	Iowa State.....	W	28	13
H	3/5	Washington (Mo.).....	L	16	36

Season Notes: In second and final season under Coach W.E. Kline, Huskers finished second to Kansas in Missouri Valley Conference race... Orr Goodson and Mutt Volz were first-team all-conference picks, first time a Husker player had been so honored since 1918-19 season; first time two NU players landed spot on first unit since 1912-13.

1925-26

Overall Record: 8-10 Conference: 7-7 in Missouri Valley (5th)
Home: 4-5 (4-3) Away: 4-5 (3-4)

Coach: Ernest Bearg

H	12/18	South Dakota.....	L	19	20
A	1/2	Kansas City A.C.....	L	20	36
A	1/9	Creighton.....	W	20	15
H	1/16	Grinnell.....	W	24	14
H	1/23	Iowa State.....	W	18	13
A	1/30	Grinnell.....	W	39	18
A	2/1	Iowa State.....	W	27	12
A	2/2	Drake.....	W	23	21
H	2/6	Kansas.....	L	14	25
A	2/9	Kansas State.....	L	26	41
H	2/15	Creighton.....	L	11	15
H	2/16	Kansas State.....	L	21	28
H	2/19	Missouri.....	L	24	26
H	2/20	Washington (Mo.).....	W	26	20
A	2/27	Kansas.....	L	17	30
H	3/1	Drake.....	W	22	21
A	3/5	Missouri.....	L	22	24
A	3/6	Washington (Mo.).....	L	14	22

Season Notes: In only season under Coach Ernest Bearg, Huskers finished 8-10...after playing in Grant Hall since 1897, NU dropped first-ever game in NU Coliseum to Kansas, 25-14.

1926-27

Overall Record: 12-6 Conference: 7-5 in Missouri Valley (4th)
Home: 7-2 (4-2) Away: 5-4 (3-3)

Coach: Charles T. Black

A		Hillyard's.....	L	20	36
A		Kansas State.....	L	23	34
A		Washington (Mo.).....	W	37	20
A	1/15	Missouri.....	W	35	23
A	1/19	Kansas.....	W	27	24
H		Drake.....	L	34	35
H	1/29	Iowa State.....	W	35	19
A		Oklahoma.....	W	37	29
A		Oklahoma State.....	L	24	27
H		Grinnell.....	W	30	22
H		Kansas State.....	W	26	24

H	2/14	Missouri.....	W	27	22
H		Oklahoma.....	W	36	26
H		Washington (Mo.).....	W	41	24
H	2/26	Kansas.....	L	25	34
H		Oklahoma State.....	W	35	25
A	3/3	Iowa State.....	L	24	26
A	3/4	Drake.....	W	46	32

Season Notes: In first season under Coach Charles T. Black, a former Kansas All-American, Huskers finished 12-6 and 7-5 in Missouri Valley, good for fourth place...Clark Smatha earned first-team All-Missouri Valley Conference honors.

1927-28

Overall Record: 7-11 Conference: 7-11 in Missouri Valley (t-7th)
Home: 5-4 (5-4) Away: 2-7 (2-7)

Coach: Charles T. Black

A	12/16	Washington (Mo.).....	L	27	28
A	12/17	Missouri.....	L	15	36
H	1/7	Missouri.....	W	36	26
H	1/9	Washington (Mo.).....	L	19	30
A	1/14	Drake.....	L	28	32
H	1/21	Kansas State.....	L	24	29
H	1/28	Iowa State.....	W	37	26
H	2/4	Oklahoma State.....	L	21	32
A	2/9	Iowa State.....	W	32	26
A	2/10	Grinnell.....	W	35	22
H	2/14	Drake.....	W	34	27
A	2/17	Kansas.....	L	27	33
A	2/18	Kansas State.....	L	22	28
H	2/24	Kansas.....	W	32	28
H	2/25	Oklahoma.....	L	36	38
H	2/28	Grinnell.....	W	35	16
A	3/3	Oklahoma.....	L	28	43
A	3/5	Oklahoma State.....	L	43	47

Season Notes: Entire schedule was played against conference opponents...NU was 7-9 with two games left, but lost bid for .500 with losses at Oklahoma and Oklahoma State to end season.

1928-29

Overall Record: 11-5 Conference: 5-5 in Big Six (3rd)
Home: 6-2 (3-2) Away: 5-3 (2-3)

Coach: Charles T. Black

H	12/20	South Dakota.....	W	36	25
A	1/4	Colorado College.....	W	32	24
A	1/5	Colorado College.....	W	48	26
H	1/12	Missouri.....	L	25	30
H	1/15	South Dakota.....	W	46	28
H	1/19	Kansas.....	W	30	29
A	1/24	Kansas State.....	L	21	30
A	1/26	Oklahoma.....	L	20	29
H	2/2	Iowa State.....	W	45	39
A	2/7	Kansas.....	W	37	31
H	2/11	Oklahoma.....	L	34	39
H	2/16	Drake.....	W	37	24
A	2/22	Iowa State.....	L	33	37
A	2/23	Drake.....	W	33	26
A	2/25	Missouri.....	W	39	33
H	3/2	Kansas State.....	W	62	45

Season Notes: After being affiliated with the Missouri Valley Conference since 1907-08, Nebraska, Missouri, Kansas, Kansas State, Iowa State and Oklahoma formed the Big Six...second winning season in three years for Coach Charles T. Black.

1929-30

Overall Record: 9-9 Conference: 6-4 in Big Six (3rd)
Home: 6-3 (3-2) Away: 3-6 (3-2)

Coach: Charles T. Black

A	12/28	Saint Louis.....	L	27	37
A	12/30	Butler.....	L	26	38
A	1/2	West Virginia.....	L	19	45
A	1/4	Pittsburgh.....	L	27	34
A	1/10	Kansas State.....	W	41	39
H	1/11	Montana State.....	L	30	61
H	1/14	South Dakota State.....	W	29	27
A	1/18	Missouri.....	L	21	27
H	1/20	Oklahoma.....	W	35	20
A	1/22	Iowa State.....	W	32	22
H	1/25	Iowa.....	W	41	26
H	2/1	Kansas State.....	L	42	46
A	2/8	Oklahoma.....	W	47	37
A	2/10	Kansas.....	L	20	27
H	2/12	Saint Louis.....	W	45	43



Grant Hall was Nebraska's home from 1897 until 1926, when the NU Coliseum opened.



The NU Coliseum served as the home of Nebraska basketball from 1926 until 1976.

H	2/15	Missouri.....	W	34	31
H	2/22	Iowa State.....	W	52	50
H	3/1	Kansas.....	L	35	36

Season Notes: Nebraska led Big Six in scoring at 34.9 points per game... Don Maclay was first-team All-Big Six center... NU finished two games back of league champion Missouri.

1930-31

Overall Record: 9-9 Conference: 6-4 in Big Six (2nd)
Home: 5-4 (3-2) Away: 4-5 (3-2)

Coach: Charles T. Black

A	12/13	South Dakota.....	W	18	17
H	12/19	Pittsburgh.....	L	22	23
A	12/27	Washington.....	L	38	41
A	12/29	Washington.....	L	24	27
A	12/30	Washington.....	L	32	38
H	1/5	Brigham Young.....	L	44	55
H	1/10	Missouri.....	W	42	32
A	1/17	Oklahoma.....	W	36	30
A	1/19	Kansas (OT).....	W	31	30
H	1/24	Drake.....	W	30	25
H	1/31	Iowa State.....	W	31	19
H	2/2	Butler.....	W	32	14
A	2/7	Missouri.....	L	20	33
A	2/9	Kansas State.....	W	37	31
H	2/14	Kansas.....	L	29	34
A	2/16	Iowa State.....	L	28	42
H	2/24	Kansas State.....	L	30	32
H	2/28	Oklahoma.....	W	41	30

Season Notes: Nebraska's second-place finish in Big Six race was its best since 1924-25 campaign... Huskers finished one game back of first-place Kansas... center Don Maclay earned All-America honors... Steve Hokuf earned first-team All-Big Six honors as a guard.

1931-32

Overall Record: 3-17 Conference: 2-8 in Big Six (6th)
Home: 1-9 (1-4) Away: 2-8 (1-4)

Coach: Charles T. Black

H	12/12	South Dakota.....	L	36	41
H	12/17	Brigham Young.....	L	27	31
A	12/19	Iowa.....	L	29	34
A	12/28	Wisconsin-Superior.....	L	34	36
A	12/29	Minnesota.....	L	24	32
H	1/4	Carleton.....	L	30	40
A	1/8	Iowa State.....	W	28	24
A	1/9	Drake.....	W	33	19
H	1/12	Kansas.....	L	31	34
A	1/16	Missouri.....	L	18	30
A	1/18	Kansas State.....	L	20	32
H	1/23	Oklahoma.....	L	34	37
H	2/1	Iowa State.....	L	32	33
H	2/6	Kansas State.....	W	32	26
H	2/10	Saint Louis.....	L	28	31

A	2/13	Oklahoma.....	L	32	46
A	2/15	Kansas.....	L	19	51
H	2/26	Missouri.....	L	28	32
A	3/4	Creighton.....	L	18	47
H	3/7	Creighton.....	L	26	28

Season Notes: Three wins were fewest for Huskers since 1900-01 season... last year of NU-Creighton series until 1977-78 campaign... final season for Coach Charles T. Black.

1932-33

Overall Record: 3-13 Conference: 2-8 in Big Six (t-5th)
Home: 2-7 (1-4) Away: 1-6 (1-4)

Coach: William H. Browne

H	12/16	Arkansas.....	L	24	41
A	12/22	Carleton.....	L	19	23
A	12/23	Minnesota.....	L	25	27
H	1/2	Minnesota.....	L	22	32
H	1/3	Stanford.....	L	17	21
A	1/6	Kansas.....	L	29	32
A	1/7	Missouri.....	L	33	37
H	1/14	Kansas State.....	W	31	25
H	1/30	Iowa State.....	L	25	30
H	2/4	Kansas.....	L	20	34
A	2/11	Oklahoma.....	L	35	39
A	2/13	Kansas State.....	L	30	36
H	2/18	South Dakota.....	W	34	25
H	2/25	Missouri.....	L	31	39
A	2/28	Iowa State.....	W	43	16
H	3/4	Oklahoma.....	L	27	38

Season Notes: Huskers finished with three wins for second consecutive season... debut for Coach William H. Browne... Steve Hokuf was first-team All-Big Six pick and earned All-America honors.

1933-34

Overall Record: 7-11 Conference: 5-5 in Big Six (4th)
Home: 5-2 (4-1) Away: 2-9 (1-4)

Coach: William H. Browne

A	12/20	Marquette.....	L	22	25
A	12/21	Northwestern.....	L	22	35
A	12/22	DePaul.....	L	13	33
A	12/29	North Dakota.....	L	22	50
A	12/30	North Dakota State.....	W	32	29
A	1/1	Minnesota.....	L	16	32
A	1/5	Iowa State (OT).....	W	37	31
H	1/9	Kansas.....	W	24	21
A	1/13	Missouri.....	L	26	36
A	1/15	Kansas State.....	L	24	25
H	1/20	Wyoming.....	L	24	33
H	1/27	Oklahoma.....	L	36	44
H	2/3	Kansas State.....	W	38	31
H	2/9	Missouri.....	W	34	27
A	2/17	Oklahoma.....	L	23	53
A	2/19	Kansas.....	L	24	25

H	2/24	Iowa State.....	W	26	21
H	3/3	Saint Louis.....	W	29	25

Season Note: Nebraska lost four straight to open the season, then went 7-7 over last 14 games.

1934-35

Overall Record: 6-12 Conference: 3-7 in Big Six (5th)
Home: 6-4 (3-2) Away: 0-8 (0-5)

Coach: William H. Browne

A	12/15	Wyoming.....	L	23	26
H	12/20	Iowa.....	L	24	31
H	12/22	North Dakota.....	W	34	21
H	12/29	Minnesota.....	W	26	24
H	1/2	Stanford.....	L	31	34
A	1/4	Millikin.....	L	35	36
A	1/5	Saint Louis.....	L	28	30
H	1/12	Iowa State.....	W	32	31
A	1/19	Missouri.....	L	31	32
A	1/21	Kansas State.....	L	41	47
H	1/26	Denver.....	W	34	22
H	2/4	Missouri.....	L	21	23
A	2/9	Oklahoma.....	L	32	38
A	2/11	Kansas.....	L	21	32
H	2/15	Kansas.....	L	24	32
H	2/18	Oklahoma.....	W	32	24
A	2/23	Iowa State.....	L	14	22
H	3/2	Kansas State.....	W	28	21

Season Note: NU won Big Six opener, then dropped six straight in conference play and finished with fourth consecutive losing record.

1935-36

Overall Record: 13-8 Conference: 7-3 in Big Six (2nd)
Home: 7-1 (4-1) Away: 6-7 (3-2)

Coach: William H. Browne

H	12/17	Brigham Young.....	W	53	34
A	12/20	Minnesota.....	W	41	24
A	12/27	Wyoming.....	W	46	42
A	12/28	Brigham Young.....	L	39	46
A	12/30	Utah.....	W	48	47
A	1/3	Santa Clara.....	L	48	61
A	1/4	Stanford.....	L	39	42
A	1/7	Denver.....	L	35	45
H	1/10	Missouri.....	W	31	26
H	1/13	Wyoming.....	W	31	22
A	1/18	Oklahoma.....	W	40	33
A	1/20	Kansas.....	L	23	45
A	1/25	Iowa State (OT).....	L	40	41
H	2/1	Kansas State.....	W	43	30
H	2/3	South Dakota.....	W	48	27
A	2/8	Missouri.....	W	43	33
A	2/10	Kansas State.....	W	40	32
H	2/15	Iowa State.....	W	49	20
H	2/24	Oklahoma.....	W	55	28
H	2/29	Kansas.....	L	36	43

Olympic Playoff

KC 3/12 Oklahoma State..... L 19 36
Season Notes: George Wahlquist was first-team All-Big Six selection and earned All-America honors... NU finished second to Kansas in Big Six race, three games back of 10-0 Jayhawks... 13 wins were most for Huskers since school-record 22 victories in 1919-20.

1936-37

Overall Record: 13-7 Conference: 8-2 in Big Six (t-1st)
Home: 7-1 (4-1) Away: 6-6 (4-1)

Coach: William H. Browne

A	12/11	South Dakota.....	L	31	33
H	12/19	Montana.....	W	53	39
H	12/21	Minnesota.....	W	29	24
H	12/22	Ohio State.....	W	32	23
A	12/26	Loyola (Ill.).....	L	35	53
A	12/28	Western Reserve.....	W	41	35
A	12/29	Canisius.....	L	34	39
A	12/30	St. Thomas (Pa.).....	W	42	41
A	1/1	Temple.....	L	27	43
A	1/2	George Washington.....	L	22	41
A	1/9	Missouri.....	W	31	22
H	1/16	Iowa State.....	W	45	33
H	1/18	Oklahoma.....	L	31	34
A	1/30	Kansas State.....	W	41	38
A	2/2	Kansas.....	L	22	27
A	2/12	Oklahoma.....	W	33	29
H	2/15	Kansas State.....	W	40	37

H	2/19	Missouri.....	W	50	21
H	2/27	Kansas.....	W	37	32
A	3/3	Iowa State.....	W	48	31

Season Notes: Nebraska closed season with five straight wins to earn a share of Big Six title for first time since 1915-16...Robert Parsons was first-team All-Big Six pick and earned All-America honors...NU had consecutive double-digit win total for first time in more than a decade.

1937-38

Overall Record: 9-11 Conference: 4-6 in Big Six (t-3rd)
Home: 7-3 (3-2) Away: 2-8 (1-4)
Coach: William H. Browne

A	12/11	Ohio State.....	L	31	42
H	12/17	South Dakota.....	W	44	28
A	12/20	Minnesota.....	L	28	33
A	12/23	Indiana.....	L	42	43
A	12/28	Detroit.....	L	33	34
A	12/30	Bradley.....	L	30	50
A	1/1	Niagara.....	W	43	37
H	1/7	California.....	W	38	32
H	1/10	Colorado.....	W	29	18
H	1/14	Missouri.....	L	18	27
H	1/22	Kansas State.....	W	46	32
A	1/29	Iowa State.....	W	35	32
A	2/2	Kansas.....	L	33	48
A	2/5	Oklahoma.....	L	48	50
H	2/9	Oklahoma.....	W	52	42
A	2/12	Missouri.....	L	30	38
H	2/14	Iowa State.....	W	50	23
H	2/19	Loyola (Ill.).....	W	39	38
A	2/21	Kansas State.....	L	29	41
H	2/26	Kansas.....	L	47	50

Season Note: Robert Parsons was first-team All-Big Six pick for second straight season.

1938-39

Overall Record: 7-13 Conference: 3-7 in Big Six (5th)
Home: 5-5 (3-2) Away: 2-8 (0-5)
Coach: William H. Browne

H	12/10	South Dakota.....	W	44	30
H	12/17	Bradley.....	L	24	39
H	12/21	Minnesota.....	L	37	66
H	12/23	Wyoming.....	W	38	30
A	12/26	California.....	W	46	43
A	12/27	California.....	L	30	58
A	12/29	UCLA.....	W	35	30
A	12/30	UCLA.....	L	40	42
A	1/3	Stanford.....	L	47	56
H	1/14	Kansas.....	W	48	37
A	1/17	Kansas State.....	L	38	43
A	1/21	Missouri.....	L	41	54
A	1/28	Oklahoma.....	L	39	56
H	1/30	Iowa State.....	W	51	44
H	2/8	Kansas State.....	W	42	34
A	2/14	Kansas.....	L	46	49
H	2/18	Missouri.....	L	36	46
H	2/24	DePaul.....	L	33	37
A	2/27	Iowa State.....	L	28	41
H	3/4	Oklahoma.....	L	45	53

Season Notes: NU ended season with five straight losses; recorded second consecutive losing season...Oklahoma, a team that swept the Huskers, represented Big Six in first NCAA Tournament.

1939-40

Overall Record: 6-12 Conference: 2-8 in Big Six (t-4th)
Home: 5-6 (2-3) Away: 1-6 (0-5)
Coach: William H. Browne

H	12/9	South Dakota.....	W	39	15
H	12/15	Indiana.....	L	39	49
H	12/20	Stanford.....	W	48	47
A	12/23	Minnesota.....	L	37	61
H	12/27	Utah.....	L	40	63
A	12/30	Wisconsin.....	W	53	43
H	1/2	Detroit.....	L	46	47
H	1/6	California.....	W	46	32
H	1/8	Iowa State.....	W	44	28
A	1/13	Missouri.....	L	33	46
A	1/19	Kansas State.....	L	25	32
A	1/23	Kansas.....	L	24	40
H	1/27	Oklahoma.....	L	41	56
H	2/3	Missouri.....	L	40	41
A	2/9	Oklahoma.....	L	28	45

H	2/13	Kansas State.....	W	61	28
A	2/17	Iowa State.....	L	33	40
H	2/24	Kansas.....	L	41	48

Season Notes: Nebraska dropped eight of last nine games to spoil Coach W.H. Browne's final season...Huskers dropped 10-point decision to eventual national champion Indiana at Lincoln in second game of season.

1940-41

Overall Record: 8-10 Conference: 6-4 in Big Six (3rd)
Home: 5-4 (3-2) Away: 3-6 (3-2)
Coach: A.J. Lewandowski

A	12/6	South Dakota.....	L	39	40
H	12/14	Marquette.....	W	35	20
H	12/18	Kentucky.....	W	40	39
H	12/21	Minnesota.....	L	36	43
A	12/26	California.....	L	24	30
A	12/27	Stanford.....	L	46	57
A	12/30	Oregon State.....	L	38	61
H	1/4	Wisconsin.....	L	31	46
H	1/7	Kansas State.....	W	33	23
H	1/10	Oklahoma.....	L	29	40
A	1/17	Kansas State.....	L	32	35
H	1/20	Missouri.....	W	40	29
A	1/25	Iowa State.....	W	38	35
H	2/1	Iowa State.....	W	41	36
A	2/10	Kansas.....	L	38	44
A	2/15	Missouri.....	W	38	36
A	2/22	Oklahoma.....	W	43	42
H	3/1	Kansas.....	L	53	55

Season Notes: Two-point loss to Kansas in season finale kept Nebraska from .500 record for first time since 1936-37 season...Sid Held and Don Fritz earned first-team All-Big Six honors...first season of five-year tenure for Coach A.J. Lewandowski...for second straight year, NU lost game to eventual national champion (Wisconsin) in non-league play.

1941-42

Overall Record: 6-13 Conference: 4-6 in Big Six (4th)
Home: 4-4 (3-2) Away: 2-9 (1-4)
Coach: A.J. Lewandowski

H	12/12	South Dakota.....	W	48	28
A	12/15	Indiana.....	L	29	56
A	12/16	Kentucky.....	L	27	42
H	12/20	UCLA.....	L	36	42
H	12/22	Oregon.....	L	42	49
A	12/27	Minnesota.....	L	32	56
A	12/29	Detroit.....	L	29	33
A	12/30	Iowa.....	W	41	34
H	1/6	Kansas State.....	W	44	38
H	1/12	Missouri.....	W	51	45
A	1/17	Kansas.....	L	32	51
H	1/24	Great Lakes.....	L	40	50
A	1/31	Iowa State.....	L	33	39
A	2/2	Kansas State.....	L	35	38
H	2/7	Iowa State.....	W	39	31
A	2/14	Kansas.....	L	30	58

A	2/16	Oklahoma.....	L	29	37
H	2/21	Oklahoma.....	L	41	46
A	2/28	Missouri.....	W	41	40

Season Note: After 2-0 Big Six start, NU lost four straight and seven of last nine games to finish with sub-.500 record for fifth straight season.

1942-43

Overall Record: 6-10 Conference: 5-5 in Big Six (t-3rd)
Home: 4-4 (3-2) Away: 2-6 (2-3)
Coach: A.J. Lewandowski

A	12/7	South Dakota.....	L	30	40
A	12/12	Illinois.....	L	27	69
H	12/19	Iowa.....	W	52	43
H	12/30	Indiana.....	L	39	40
A	1/5	Kansas State.....	W	41	32
A	1/16	Missouri.....	W	39	36
A	1/18	Iowa State.....	L	38	50
H	1/21	Gardner Naval.....	L	37	52
H	1/30	Oklahoma.....	L	32	56
KC	2/6	Gardner Naval.....	L	37	43
H	2/13	Kansas.....	L	24	56
H	2/17	Kansas State (OT).....	W	50	47
H	2/20	Missouri.....	W	56	50
A	2/23	Kansas.....	L	33	52
H	2/27	Iowa State.....	W	51	36
A	3/1	Oklahoma.....	L	48	65

Season Notes: Huskers swept Missouri third straight season...also swept Kansas State for first time in seven seasons.

1943-44

Overall Record: 2-13 Conference: 1-9 in Big Six (t-5th)
Home: 2-5 (1-4) Away: 0-8 (0-5)
Coach: A.J. Lewandowski

A	12/10	Iowa.....	L	33	50
A	12/11	DePaul.....	L	15	55
A	12/13	Minnesota.....	L	21	40
H	12/18	South Dakota.....	W	41	31
A	1/8	Iowa State.....	L	24	56
A	1/15	Kansas.....	L	27	51
A	1/17	Oklahoma.....	L	35	45
H	1/22	Minnesota.....	L	32	45
H	2/1	Kansas State.....	W	54	47
H	2/5	Missouri (OT).....	L	32	36
A	2/12	Missouri.....	L	29	44
A	2/14	Iowa State.....	L	35	58
H	2/19	Kansas.....	L	47	56
H	2/26	Oklahoma.....	L	32	43
A	2/29	Kansas State.....	L	37	40

Season Notes: Fewest wins in season for Huskers since 1897-98 campaign...Nebraska failed to win road game for first time in eight years.



Nebraska's 1936-37 team tied for the Big Six Conference title.

1944-45

Overall Record: 2-17 Conference: 1-9 in Big Six (6th)
Home: 2-7 (1-4) Away: 0-10 (0-5)
Coach: A.J. Lewandowski

H	12/16	Iowa	L	45	61
H	12/22	Minnesota	L	54	55
KC	12/23	Kansas State	L	46	49
H	12/27	Pentathlon	W	54	40
A	12/29	Illinois	L	39	71
A	12/30	Indiana	L	42	65
H	1/3	Oklahoma	L	37	44
A	1/8	Iowa State	L	38	50
A	1/12	Kansas	L	33	48
A	1/13	Oklahoma*	L	45	48
A	1/15	NATTC**	L	34	57
A	1/20	Kansas State	L	48	70
H	1/30	Navy Pre-Flight	L	42	62
H	2/3	Missouri	L	41	47
H	2/10	Kansas	W	59	45
A	2/17	Missouri (2OT)	L	54	55
A	2/19	Iowa State	L	45	47
A	2/20	Navy Pre-Flight***	L	41	55
H	2/24	Kansas State	L	47	55

*at Oklahoma City, Okla.; **at Norman, Okla.;
***at Iowa City, Iowa

Season Notes: Final season for Coach A.J. Lewandowski...Huskers lost 10 straight from Dec. 27 through Feb. 3, ended streak with 14-point homecourt win over Kansas, then lost final four games of season.

1945-46

Overall Record: 7-13 Conference: 3-7 in Big Six (t-4th)
Home: 5-4 (2-3) Away: 2-9 (1-4)

Coach: L.F. Klein

A	12/8	Minnesota	L	30	55
H	12/11	South Dakota	W	52	29
KC	12/14	Missouri	L	54	63
KC	12/15	Kansas State	W	62	47
A	12/17	Iowa	L	35	61
H	12/20	Illinois	L	51	62
H	12/28	Oregon State	W	48	40
A	12/29	Bradley	L	33	53
A	12/31	Marquette	L	36	49
H	1/2	Kansas State	W	44	37
A	1/7	Oklahoma	L	48	70
H	1/11	Kansas	L	45	56
A	1/14	Iowa State	L	39	57
A	1/18	Missouri	W	44	42
H	2/1	South Dakota State	W	52	50
H	2/8	Iowa State	L	45	57
H	2/11	Oklahoma	L	44	51
A	2/15	Kansas	L	30	72
H	2/25	Missouri	W	42	39
A	2/28	Kansas State	L	49	54

Season Note: L.F. Klein replaced A.J. Lewandowski as NU head coach and guided Huskers to 7-13 record in only season on bench.

1946-47

Overall Record: 10-14 Conference: 3-7 in Big Six (t-5th)
Home: 7-4 (3-2) Away: 3-10 (0-5)

Coach: Harry Good

H	12/4	South Dakota	W	68	37
H	12/7	Ottumwa Navy	W	65	45
H	12/9	Drake	W	48	44
Big Six Holiday Tournament					
KC	12/12	Arkansas	L	46	57
KC	12/13	Iowa State	W	54	51
KC	12/14	Oklahoma	L	52	63
H	12/17	St. Mary's (Calif.)	L	54	58
H	12/23	Minnesota	L	58	66
A	12/28	Illinois	L	37	72
A	12/30	Louisville	L	53	68
A	12/31	Western Kentucky	L	56	74
A	1/4	Kansas State	L	54	63
H	1/6	Oklahoma	W	44	41
H	1/14	Kansas	W	48	46
A	1/18	Missouri	L	41	47
A	1/20	Iowa State	L	44	61
A	1/31	Drake	W	65	44
A	2/1	Ottumwa Navy	W	72	53
H	2/4	South Dakota State	W	53	34
H	2/10	Iowa State	L	54	56



Nebraska's 1949-50 team tied Kansas and Kansas State for the Big Seven title with an 8-4 record.

A	2/15	Kansas	L	37	69
A	2/17	Oklahoma	L	49	63
H	2/22	Missouri	L	49	60
H	2/27	Kansas State	W	54	50

Season Notes: NU was 9-10 with five games to go, but lost four of last five games to end 10-14...Harry Good became the NU head coach after several seasons at the University of Indiana...first year of league-sponsored Holiday Tournament at Kansas City, Mo., an event that lasted through 1978-79.

1947-48

Overall Record: 11-13 Conference: 5-7 in Big Seven (5th)

Home: 6-4 (3-3) Away: 5-9 (2-4)

Coach: Harry Good

H	12/8	Purdue	L	56	60
A	12/13	Minnesota	L	59	63
H	12/16	South Dakota	W	65	38
Big Seven Holiday Tournament					
KC	12/18	Missouri	W	46	44
KC	12/19	Oklahoma State	L	46	47
KC	12/20	Kansas (OT)	L	60	64
H	12/23	Colorado State	W	67	47
A	12/27	Stanford*	W	51	47
A	12/29	San Jose State	L	38	39
A	12/30	Nevada-Reno	L	58	63
A	1/2	Northern Colorado	W	58	54
A	1/6	Iowa State	L	44	55
H	1/12	Missouri	L	54	66
A	1/17	Colorado	W	59	55
H	1/31	Kansas State	L	45	64
H	2/3	South Dakota State	W	66	56
A	2/7	Kansas	W	61	57
A	2/9	Oklahoma	L	57	79
A	2/14	Missouri	L	41	47
H	2/21	Iowa State	W	62	57
H	2/25	Colorado	W	58	53
A	2/27	Kansas State	L	49	56
H	3/1	Oklahoma	L	74	81
H	3/6	Kansas	W	70	64

*San Francisco, Calif.

Season Notes: Claude Retherford led team in scoring, tallied school single-season record 244 points...Huskers were 10-11 going into final three games of season and had shot at first winning season since 1935-36, but dropped two of those games for 11th straight losing season...Colorado joined Big Six and the league changed its name to the Big Seven...NU led Big Seven in scoring at 55.9 points per game for all games.

1948-49

Overall Record: 16-10 Conference: 9-3 in Big Seven (t-1st)

Home: 9-2 (5-1) Away: 7-8 (4-2)

Coach: Harry Good

H	12/1	NW Missouri State	W	59	39
H	12/6	Minnesota	L	52	61
H	12/11	Northern Iowa	W	63	52
A	12/17	Purdue	L	47	64
A	12/18	Cincinnati	L	46	64
A	12/20	Duquesne	L	49	55
A	12/21	Western Reserve	W	83	80
Big Seven Holiday Tournament					
KC	12/28	Kansas State	L	34	48
KC	12/29	Missouri	L	50	52
KC	12/30	Harvard	W	56	54
H	1/8	Kansas	W	52	34
H	1/11	Washington (Mo.)	W	48	45
H	1/15	Iowa State	W	71	50
H	1/29	South Dakota	W	72	50
H	1/31	Kansas State	W	70	48
H	2/5	Colorado	W	45	43
A	2/12	Kansas	W	49	39
A	2/14	Oklahoma	L	45	47
A	2/19	Iowa State	W	44	41
H	2/21	Missouri	W	47	46
A	2/26	Colorado	W	56	45
A	3/1	Kansas State	L	28	53
H	3/5	Oklahoma	L	49	56
A	3/7	Missouri	W	52	48

Big Seven Playoff

KC	3/14	Oklahoma	W	57	56
----	------	----------	---	----	----

NCAA District Tournament

KC	3/16	Oklahoma State (2)	L	35	52
----	------	--------------------	---	----	----

Season Notes: Cornhuskers tied Oklahoma for first-place in league, beat Sooners in league playoff for spot in NCAA District Tournament...first NU title on hardwood since 1936-37 season...Claude Retherford led team in scoring for third straight year, finished with then-school single-season record 311 points...Retherford was first-team All-Big Seven pick, led conference in scoring for league games-only at 12.4 points per game and was conference MVP...Bus Whitehead also earned first-team all-conference honors...for second straight year, NU led league in scoring with 52.3 average.

1949-50

Overall Record: 16-7 Conference: 8-4 in Big Seven (t-1st)

Home: 12-1 (5-1) Away: 4-6 (3-3)

Coach: Harry Good

H	12/3	South Dakota State	W	61	32
H	12/7	NW Missouri State	W	58	39



Coach Harry Good guided NU to a share of the 1949 and 1950 Big Seven titles.

A	12/12	Bradley (1)	L	54	64
H	12/14	Northern Iowa	W	60	54
H	12/17	Baylor	W	69	55
H	12/19	Northern Colorado	W	63	43
H	12/23	Idaho	W	66	45
Big Seven Holiday Tournament					
KC	12/28	Colorado	L	57	67
KC	12/29	Michigan	L	65	67
KC	12/30	Iowa State (OT)	W	85	67
H	1/2	South Dakota	W	47	40
H	1/10	Kansas	W	57	56
H	1/14	Iowa State	W	64	46
A	1/16	Colorado	L	59	72
H	1/30	Kansas State (OT, 12)	W	65	63
H	2/6	Missouri	W	50	41
A	2/11	Kansas	L	36	49
A	2/13	Oklahoma	W	57	55
H	2/18	Colorado	W	59	49
A	2/20	Missouri	W	55	48
A	2/25	Iowa State (OT)	W	56	54
H	3/4	16/Oklahoma	L	48	64
A	3/11	Kansas State (14)	L	60	63

Season Notes: Nebraska tied Kansas and Kansas State for Big Seven title; second straight year Huskers earned share of conference crown... NU went into final regular-season game with chance to win crown outright, but dropped three-point decision at Kansas State, forced to settle for tie with Jayhawks and Wildcats...Huskers finished seventh in Big Seven Holiday tourney, but opened league play 4-1, then after 13-point loss at Kansas, rebounded to win four straight before losing back-to-back games to end season...Bus Whitehead was first-team All-Big Seven performer, led Cornhuskers in scoring and tallied then-single-season record 360 points...NU made first-ever appearance in AP poll at No. 16 the week of Feb. 28.

1950-51

Overall Record: 9-14 Conference: 4-8 in Big Seven (5th)
Home: 7-2 (4-2) Away: 2-12 (0-6)

Coach: Harry Good

A	12/2	Minnesota	L	41	55
H	12/4	NW Missouri State	W	61	39
A	12/8	Washington	L	49	54
A	12/9	Washington	L	53	71
A	12/11	California*	L	59	62
A	12/12	Santa Clara	W	53	38
H	12/19	Northern Iowa	W	63	55

Big Seven Holiday Tournament

KC	12/28	Missouri (9)	W	54	52
KC	12/29	Kansas State	L	53	72
KC	12/30	Kansas (10)	L	47	63
H	1/3	South Dakota	W	74	49
A	1/6	Kansas (20)	L	41	66
H	1/8	Iowa State	W	51	49
A	1/15	Colorado	L	45	51
A	2/2	Iowa State	L	51	67
H	2/5	Kansas State (4)	L	50	79
H	2/10	Kansas (20)	L	52	61

A	2/12	Oklahoma	L	49	72
H	2/19	Missouri	W	54	52
H	2/24	Colorado	W	58	45
A	2/26	Kansas State (5)	L	48	74
H	3/3	Oklahoma	W	46	44
A	3/7	Missouri	L	57	68

*San Francisco, Calif.

Season Notes: After a 1-1 start in league play, NU lost five straight, before winning three of last five league games...Bob Pierce averaged team-high 16.7 points, broke NU single-season scoring mark with 384 points...Jim Buchanan was only other player in double digits.

1951-52

Overall Record: 7-17 Conference: 3-9 in Big Seven (7th)
Home: 7-4 (3-3) Away: 0-13 (0-6)

Coach: Harry Good

H	12/1	Northern Iowa	W	60	44
H	12/8	Minnesota	L	55	63
H	12/11	NW Missouri State	W	59	43
H	12/15	Fresno State	W	72	48
A	12/19	Southern Methodist	L	55	61
A	12/20	Texas Christian (OT)	L	57	58
A	12/21	Tampa	L	76	81
A	12/22	Miami	L	60	70

Big Seven Holiday Tournament

KC	12/27	Kansas State (8)	L	67	87
KC	12/28	Colorado	L	63	68
KC	12/29	Iowa State	L	66	75
H	1/5	Colorado	W	63	61
A	1/12	Kansas State (7)	L	36	71
H	1/14	Kansas (1)	L	66	69
H	1/26	South Dakota	W	82	59
A	1/28	Iowa State	L	72	78
H	2/2	Missouri	L	55	60
H	2/9	Oklahoma	W	67	66
A	2/11	Colorado	L	65	67
A	2/16	Kansas (9)	L	52	90
A	2/18	Oklahoma	L	59	65
H	2/25	Iowa State	W	75	53
H	3/1	Kansas State (3)	L	60	75
A	3/3	Missouri	L	53	68

Season Notes: Huskers posted second straight losing record and finished last in league for first time since 1944-45 campaign...guard Jim Buchanan earned All-America honors and was first-team All-Big Seven pick...Buchanan led Huskers in scoring with 16.7 average.

1952-53

Overall Record: 9-11 Conference: 4-8 in Big Seven (6th)
Home: 5-4 (2-4) Away: 4-7 (2-4)

Coach: Harry Good

H	12/6	South Dakota	W	65	53
A	12/13	Minnesota	L	62	71
H	12/17	Springfield	W	82	73
A	12/20	Bradley	W	73	65

Big Seven Holiday Tournament

KC	12/27	Kansas	L	66	73
----	-------	--------	---	----	----

KC	12/29	Iowa State	W	83	79
KC	12/30	Colorado	L	53	67
H	1/3	Harvard	W	92	53
A	1/5	Colorado	W	80	65
H	1/12	Kansas	L	59	65
H	1/17	Iowa State	L	60	78
H	1/19	Missouri	W	73	62
H	2/7	Kansas State (5)	W	80	67
H	2/9	Colorado	L	78	86
A	2/14	Kansas (14)	L	58	77
A	2/16	Oklahoma	W	59	53
A	2/21	Missouri	L	59	66
H	2/28	Oklahoma	L	70	78
A	3/2	Iowa State	L	66	93
A	3/10	Kansas State (8)	L	80	108

Season Notes: Huskers were 8-5 at one point, but lost six of final seven games to post third straight losing season...Bill Johnson led team in both scoring (13.9) and rebounding (9.4).

1953-54

Overall Record: 8-13 Conference: 5-7 in Big Seven (t-4th)
Home: 6-3 (4-2) Away: 2-10 (1-5)

Coach: Harry Good

A	12/5	Minnesota	L	64	75
H	12/12	Iowa	W	81	70
H	12/15	South Dakota	W	70	53
A	12/19	Oregon State (11)	L	55	83
A	12/21	Oregon	L	68	84
A	12/22	Oregon	L	72	74

Big Seven Holiday Tournament

KC	12/26	Kansas State	W	78	74
KC	12/29	Oklahoma	L	70	86
KC	12/30	Missouri	L	57	72
A	1/4	Iowa State	W	74	60
H	1/9	Oklahoma	W	76	72
H	1/11	Kansas State	W	88	75
H	1/18	Missouri	W	80	72
A	2/6	Kansas State	L	70	91
H	2/8	Colorado	L	67	75
A	2/13	Kansas (20)	L	68	79
A	2/15	Oklahoma	L	68	76
A	2/20	Colorado	L	58	83
H	2/22	Kansas (17)	L	62	67
H	2/27	Iowa State	W	78	65
A	3/1	Missouri	L	67	82

Season Notes: Huskers got off to 3-6 start, opened Big Seven play with four straight wins, but lost six straight and seven of their final eight games to finish 8-13...Bill Johnson led team in both scoring (18.2) and rebounding (11.2) for second straight season...Johnson's scoring average stood as NU record for 13 seasons...Johnson grabbed NU single-game record 26 rebounds in Jan. 4 game at Iowa State.

1954-55

Overall Record: 9-12 Conference: 6-6 in Big Seven (t-3rd)
Home: 7-1 (5-1) Away: 2-11 (1-5)

Coach: Jerry Bush

A	12/6	Iowa (4)	L	61	84
H	12/11	South Dakota	W	87	51
A	12/18	Bradley	W	93	68
A	12/20	Alabama (19)	L	76	88
A	12/22	Memphis State	L	79	86

Big Seven Holiday Tournament

KC	12/27	Missouri (7)	L	58	75
KC	12/29	Colorado	L	47	89
KC	12/30	Kansas (16)	L	66	69
H	1/4	Iowa State	W	76	63
A	1/8	Missouri (9)	L	59	67
H	1/11	Kansas State	W	69	59
H	1/15	Kansas	W	66	62
H	1/21	NW Missouri State	W	74	54
A	2/5	Kansas State	L	62	79
H	2/7	Colorado	W	84	77
H	2/12	Oklahoma	W	75	67
H	2/14	Missouri (14)	L	73	76
A	2/19	Kansas	W	68	55
A	2/21	Oklahoma	L	76	78
A	2/26	Iowa State	L	75	82
A	3/5	Colorado	L	66	77

Season Notes: Under the direction of first-year mentor Jerry Bush, the Huskers finished 9-12...Bush, who replaced Harry Good as NU's coach, came to Lincoln after posting a 129-59 record in seven years

at Toledo...Huskers were 9-9 after 18 games, but lost last three games to record school's fifth straight losing season...Willard Fagler led team in scoring with 13.6 average, while Rex Ekwall averaged team-high 11.5 rebounds per game.

1955-56

Overall Record: 7-16 Conference: 3-9 in Big Seven (6th)

Home: 5-5 (2-4) Away: 2-11 (1-5)

Coach: Jerry Bush

A	12/3	Iowa	L	51	60
H	12/9	Texas Tech (OT)	W	69	63
A	12/10	Michigan	L	71	77
A	12/12	Wichita State	L	46	71
H	12/16	UCLA	W	71	65
A	12/19	Wisconsin	L	52	71
H	12/21	Vanderbilt (8)	L	48	66
Big Seven Holiday Tournament					
KC	12/28	Missouri	L	66	71
KC	12/29	Cornell (N.Y.)	W	70	69
KC	12/30	Kansas State	L	51	79
A	1/7	Colorado	L	63	78
H	1/16	Missouri	W	83	77
H	1/21	Colorado	L	50	77
H	2/4	Emporia State	W	72	59
H	2/6	Kansas State	L	52	66
A	2/11	Kansas	L	56	80
A	2/13	Oklahoma (OT)	W	68	61
H	2/18	Iowa State (OT)	L	69	71
A	2/20	Kansas State	L	50	73
H	2/25	Kansas	L	56	60
H	3/3	Oklahoma (OT)	W	64	63
A	3/5	Missouri	L	80	88
A	3/9	Iowa State	L	74	94

Season Notes: Biggest win of season was 71-65 homecourt decision over eventual Pac-8 Conference champion UCLA, the only time an NU team beat a John Wooden-coached Bruin squad...three of NU's seven wins were in overtime...Rex Ekwall led NU in both scoring (14.9) and rebounding (10.7).

1956-57

Overall Record: 11-12 Conference: 5-7 in Big Seven (t-4th)

Home: 7-2 (4-2) Away: 4-10 (1-5)

Coach: Jerry Bush

A	11/30	UCLA	L	56	69
A	12/1	UCLA	L	60	78
H	12/3	Iowa	W	67	43
H	12/8	Michigan	W	73	60
H	12/10	Wisconsin	W	53	51
H	12/17	Purdue	W	65	62
A	12/20	Texas Tech	W	67	66
A	12/22	Vanderbilt	L	54	78
Big Seven Holiday Tournament					
KC	12/27	Michigan State	L	65	79
KC	12/28	Missouri	W	70	65
KC	12/29	Iowa State (14)	L	69	89
H	1/7	Colorado	W	74	52
A	1/12	Colorado	L	56	60
A	1/19	Missouri	W	84	65
A	2/4	Kansas State	L	53	89
H	2/9	Kansas (2)	L	54	69
A	2/11	Missouri	W	53	49
A	2/16	Iowa State (9)	L	47	59
H	2/18	Kansas State (17)	L	56	81
A	2/23	Kansas (2)	L	60	87
A	2/25	Oklahoma	L	53	55
H	3/6	Oklahoma	W	64	55
H	3/9	Iowa State (17)	W	67	58

Season Notes: After 0-2 start, Huskers won five straight games, with four of those victories against Big Ten schools...NU was 8-6 after Jan. 19 win over Missouri, but dropped five of its next seven games for seventh straight losing season...Rex Ekwall led team in both scoring (13.3) and rebounding (9.3).

1957-58

Overall Record: 10-13 Conference: 5-7 in Big Seven (t-4th)

Home: 9-2 (5-1) Away: 1-11 (0-6)

Coach: Jerry Bush

H	12/2	South Dakota State	W	64	52
H	12/5	Wyoming	W	77	66
A	12/7	Michigan	L	57	81
A	12/9	Notre Dame (15)	L	56	69

H	12/14	Purdue	L	61	70
H	12/16	Denver	W	68	63
H	12/19	Ohio	W	61	53
A	12/21	Marquette	L	64	79
Big Seven Holiday Tournament					
KC	12/27	Princeton	W	74	64
KC	12/28	Kansas State (3)	L	57	88
KC	12/30	Iowa State (20)	L	51	61
A	1/6	Missouri	L	54	55
A	1/11	Kansas State (4)	L	59	74
H	1/13	Oklahoma (14)	W	57	54
H	1/18	Iowa State	L	52	57
A	2/1	Iowa State	L	63	78
A	2/8	Kansas (2)	L	46	102
A	2/10	Oklahoma (20)	L	39	66
H	2/12	Missouri (OT)	W	67	62
H	2/17	Colorado	W	50	41
H	2/22	Kansas (4)	W	43	41
H	3/3	Kansas State (1)	W	55	48
A	3/8	Colorado	L	52	54

Season Notes: After splitting its first eight games, NU lost eight of its next nine games before winning four of final five games...two of the school's most-memorable wins came late in season...Kansas handed NU its worst loss ever, 102-46, at Lawrence, but Huskers avenged loss by knocking off fourth-ranked Jayhawks in Lincoln, 43-41...NU guard Jimmy Kubacki hit a 15-foot jumper with two seconds left to give the Huskers the win over the Wilt Chamberlain-led Jayhawks...nine days later, the Huskers shocked No. 4 Kansas State and Omaha native Bob Boozer...K-State went into March 3 game ranked fourth in AP poll, but was No. 1 when the new poll was released on March 4...Wilson Fitzpatrick and Gary Reimers both averaged a team-best 11.5 points per game, while Herschell Turner led team in rebounding with an 8.2 average.

1958-59

Overall Record: 12-13 Conference: 5-9 in Big Eight (t-5th)

Home: 9-3 (4-3) Away: 3-10 (1-6)

Coach: Jerry Bush

H	12/1	NW Missouri State	W	85	44
H	12/6	Montana State	W	75	43
H	12/8	Marquette (17)	W	62	60
A	12/13	Minnesota	L	57	78
H	12/15	Texas Tech	W	54	46
A	12/18	Bradley (11)	L	48	85
A	12/20	Michigan State (11)	L	55	80
Big Eight Holiday Tournament					
KC	12/27	Oklahoma State	W	55	48
KC	12/29	Colorado	L	50	54
KC	12/30	Oklahoma	W	60	43
A	1/5	Colorado	L	50	57
H	1/10	Oklahoma State	W	47	44
H	1/12	Missouri	W	81	69
H	1/17	Iowa State	W	52	49
H	1/31	Detroit	W	91	77
H	2/2	Kansas State (3)	L	43	50
A	2/7	Oklahoma State	L	39	54
A	2/9	Oklahoma	L	48	54
H	2/14	Kansas	L	55	63
A	2/21	Kansas	L	50	66
H	2/23	Colorado	W	62	61
A	2/28	Iowa State	L	56	59
A	3/2	Missouri	W	81	79
H	3/5	Oklahoma	L	54	65
A	3/9	Kansas State (2)	L	54	76

Season Notes: NU finished with best record in nine-year tenure of Coach Jerry Bush...NU was 12-11 heading into final two games, and needed one win to secure first winning season since 1949-50, but it dropped both games to finish 12-13...Herschell Turner led team in scoring (17.1) and rebounding (9.8)...Turner was first-team All-Big Eight pick and third-team All-America...Turner's scoring average was best for NU player since Bill Johnson's 18.2 mark in 1953-54...Oklahoma State's addition to the league made the Big Seven the Big Eight.

1959-60

Overall Record: 7-17 Conference: 4-10 in Big Eight (t-7th)

Home: 6-5 (4-3) Away: 1-12 (0-7)

Coach: Jerry Bush

H	12/5	Air Force	W	68	54
H	12/7	Minnesota	W	76	66
H	12/14	Notre Dame	L	62	70
H	12/17	Michigan State (20T)	L	80	82
A	12/19	Oregon State	L	60	63

N*	12/21	Oregon State	L	65	67
A	12/23	Montana State	L	58	64
Big Eight Holiday Tournament					
KC	12/26	Colorado	L	55	64
KC	12/29	Kansas State	L	63	71
KC	12/30	Missouri	W	78	67
A	1/4	Iowa State	L	53	57
H	1/9	Kansas	L	47	60
A	1/11	Missouri	L	61	69
A	1/16	Colorado (OT)	L	57	62
H	1/30	Colorado	L	54	58
H	2/1	Missouri	W	64	59
A	2/6	Oklahoma State	L	47	52
A	2/8	Oklahoma	L	54	63
H	2/13	Iowa State	W	69	49
H	2/20	Kansas State	W	70	60
H	2/22	Oklahoma	L	49	50
H	2/27	Oklahoma State	W	54	47
A	3/5	Kansas State	L	74	83
A	3/7	Kansas	L	74	79

*Portland, Ore.

Season Notes: After a 2-0 start, NU lost seven straight and 12 of its next 13 games and went on to finish 7-17...Herschell Turner was a first-team All-Big Eight performer after leading team in scoring (15.9) and rebounding (8.0) for second straight season...Turner became first 1,000-point scorer in school history with 1,056 points.

1960-61

Overall Record: 10-14 Conference: 4-10 in Big Eight (6th)

Home: 7-5 (3-4) Away: 3-9 (1-6)

Coach: Jerry Bush

H	12/1	Northern Iowa	W	78	68
H	12/3	Wichita State	L	63	65
H	12/7	Utah State	W	65	60
H	12/13	Denver	W	77	52
A	12/17	Detroit (3)	L	62	71
A	12/19	Cincinnati	L	60	75
H	12/21	Arizona	W	79	55

Big Eight Holiday Tournament

KC	12/28	Kansas	L	53	78
KC	12/29	Missouri	W	90	72
KC	12/30	Oklahoma State	W	70	61
H	1/7	Missouri	W	62	48
H	1/9	Colorado (OT)	W	65	61
A	1/14	Colorado*	L	51	66
H	1/21	Iowa State	L	58	66
A	2/4	Oklahoma State	L	47	55
A	2/6	Oklahoma	L	58	69
H	2/11	Kansas	L	33	38
A	2/13	Iowa State	L	62	68
H	2/18	Oklahoma State	L	61	65
H	2/20	Oklahoma	W	83	61
A	2/25	Kansas	W	69	68
H	2/27	Kansas State (8)	L	67	77
A	3/4	Kansas State (7)	L	56	75
A	3/6	Missouri	L	76	97

*CU won game, but later forfeited

Season Notes: After back-to-back wins over Oklahoma and Kansas in late February, Huskers stood 10-11 and needed two wins in final three games to secure first winning season since 1949-50, but NU lost all three games to finish 10-14...Tom Russell led NU in both scoring (12.5) and rebounding (9.7).

1961-62

Overall Record: 9-16 Conference: 5-9 in Big Eight (t-5th)

Home: 5-5 (2-5) Away: 4-11 (3-4)

Coach: Jerry Bush

A	12/4	Wichita State	L	49	79
H	12/7	Southern Methodist	W	63	60
A	12/9	Air Force	L	49	58
H	12/11	Notre Dame	W	65	61
H	12/16	Ohio	W	81	64
A	12/20	Wyoming	L	70	71
A	12/22	California	L	49	50
A	12/23	Stanford	L	59	72

Big Eight Holiday Tournament

KC	12/27	Kansas State (5)	L	48	60
KC	12/29	Oklahoma State	W	52	51
KC	12/30	Kansas	L	68	69
A	1/6	Kansas	W	69	67
H	1/10	Oklahoma	W	57	56
H	1/13	Colorado	L	56	58



Herschell Turner (left) earned third-team All-America honors under Coach Jerry Bush in 1959. Turner was also a two-time All-Big Eight performer for the Huskers.

A	1/20	Iowa State	L	72	84
A	2/3	Kansas State (4)	L	53	72
H	2/5	Oklahoma State	W	57	56
A	2/10	Colorado	L	63	74
H	2/12	Iowa State	L	66	79
A	2/17	Missouri	W	65	63
H	2/21	Kansas	L	70	73
H	2/24	Missouri	L	63	81
A	3/3	Oklahoma State	L	64	65
A	3/5	Oklahoma (OT)	W	71	69
H	3/7	Kansas State (3)	L	60	84

Season Notes: Six losses by three or fewer points gave Huskers 9-16 record rather than 15-10 mark...for second straight season, Tom Russell led NU in both scoring (16.5) and rebounding (8.0)... Russell also ranked seventh nationally in field goal percentage at .560...Russell scored then-school-record 38 points in Huskers' 73-70 homecourt loss to Kansas.

1962-63

Overall Record: 6-19 Conference: 1-13 in Big Eight (8th)

Home: 4-9 (1-6) Away: 2-10 (0-7)

Coach: Jerry Bush

A	12/1	Texas Tech	W	68	66
A	12/3	Houston	L	61	68
H	12/8	Air Force	W	43	39
H	12/10	Northern Iowa	W	78	59
H	12/15	Denver	L	54	63
H	12/17	Miami (Ohio)	W	72	69
H	12/21	Southern California	L	49	58
H	12/22	Southern California	L	53	55

Big Eight Holiday Tournament

KC	12/26	Iowa State	L	68	82
KC	12/28	Colorado	L	47	59
KC	12/29	Oklahoma	W	93	86
H	1/7	Colorado	L	47	75
A	1/12	Kansas State	L	53	66
A	1/19	Kansas	L	53	72
H	2/2	Kansas State	L	60	72
A	2/4	Iowa State	L	69	83
H	2/9	Missouri	L	61	69
H	2/11	Iowa State	L	54	75
A	2/16	Oklahoma State	L	41	51
A	2/18	Oklahoma	L	77	84
H	2/23	Kansas	L	39	45
H	2/25	Oklahoma State	W	49	48
H	3/2	Oklahoma	L	75	77
A	3/4	Colorado	L	51	80
A	3/6	Missouri	L	72	84

Season Notes: After a 4-2 start, NU lost 14 of next 15 games, including 10 straight to open Big Eight Conference play...Huskers avert winless conference record and snap 10-game losing streak with 49-48 win over Oklahoma State late in February...season was last for Coach Jerry Bush, who resigned following the season after nine years at the helm...the 19 losses were most ever in one year for a Husker team...

Daryl Petsch led team in scoring with 14.8 average, while Charlie Jones was club's top rebounder (8.2).

1963-64

Overall Record: 7-18 Conference: 5-9 in Big Eight (t-6th)

Home: 6-5 (4-3) Away: 1-13 (1-6)

Coach: Joe Cipriano

H	12/2	Wyoming	W	79	72
A	12/6	Michigan (8)	L	55	80
A	12/7	Purdue	L	75	81
H	12/9	Texas Tech	L	60	76
H	12/14	Houston	L	58	64
A	12/20	Southern California	L	73	79
A	12/21	Southern California	L	64	79

Big Eight Holiday Tournament

KC	12/26	Kansas State	L	78	100
KC	12/28	Oklahoma	L	66	75
KC	12/30	Colorado	L	58	80
A	1/6	Iowa State	W	55	52
H	1/11	Missouri (OT)	W	74	69
A	1/14	Kansas	L	48	74
H	1/18	Oklahoma City	W	74	65
A	2/1	Missouri	L	60	78
H	2/3	Kansas State (OT)	L	66	73
H	2/8	Oklahoma (2OT)	W	76	69
H	2/10	Oklahoma State	W	54	53
H	2/15	Colorado	L	52	60
A	2/17	Kansas State	L	48	50
H	2/22	Iowa State	W	57	55
H	2/24	Kansas	L	55	64
A	2/29	Oklahoma State	L	45	81
A	3/2	Oklahoma	L	76	82
A	3/9	Colorado	L	73	89

Season Notes: After guiding Idaho to a 22-5 record in 1962-63, Joe Cipriano was tabbed as the Huskers' 22nd basketball coach, replacing Jerry Bush, who resigned after the 1962-63 season...NU scored 79-72 win over Wyoming in Cipriano's debut, then lost nine straight before opening Big Eight play with a 55-52 win at Iowa State...Charlie Jones led NU in scoring (12.9) and rebounding (6.8).

1964-65

Overall Record: 10-15 Conference: 5-9 in Big Eight (t-6th)

Home: 8-4 (3-4) Away: 2-11 (2-5)

Coach: Joe Cipriano

A	12/3	Wyoming	L	68	94
H	12/5	Purdue	W	96	85
H	12/7	South Dakota	W	74	63
H	12/12	Michigan (1)	W	74	73
A	12/18	Texas	L	73	77
A	12/20	Texas Tech	L	78	82
H	12/21	California	W	87	80
H	12/22	California	W	63	59

Big Eight Holiday Tournament

KC	12/28	Colorado	L	52	70
----	-------	----------	---	----	----

KC	12/29	Oklahoma State	L	61	74
KC	12/30	Iowa State	L	62	69
H	1/4	Kansas	L	56	66
A	1/9	Oklahoma State	L	54	93
A	1/11	Oklahoma	L	82	89
H	1/18	Iowa State	W	88	77
H	1/23	Oklahoma State	L	53	55
A	2/6	Colorado	L	52	62
A	2/9	Kansas State	W	62	57
H	2/13	Colorado	W	66	59
A	2/15	Missouri	L	74	92
A	2/20	Iowa State	W	69	65
A	2/23	Kansas	L	62	71
H	2/27	Oklahoma	W	67	63
A	3/2	Missouri	L	66	84
H	3/8	Kansas State	L	67	79

Season Notes: Fred Hare's buzzer-beater gave Huskers 74-73 homecourt upset win over top-ranked Michigan...Hare led NU in both scoring (15.2 ppg) and rebounding (7.4 rpg)...NU started 5-3, then dropped six straight and nine of its next 10 to assure 15th straight losing season.

1965-66

Overall Record: 20-5 Conference: 12-2 in Big Eight (2nd)

Home: 11-0 (7-0) Away: 9-5 (5-2)

Coach: Joe Cipriano

A	12/1	Wisconsin	W	101	88
H	12/7	Oregon State	W	75	63
A	12/10	California	L	71	87
A	12/11	California	W	70	68
H	12/14	Texas	W	75	64
H	12/18	South Dakota	W	77	60
H	12/20	Stanford	W	71	67

Big Eight Holiday Tournament

KC	12/27	Missouri (OT)	W	69	67
KC	12/29	Oklahoma	W	92	79
KC	12/30	Kansas	L	61	71
A	1/4	Iowa State	W	76	74
H	1/8	Missouri	W	82	60
A	1/15	Kansas State	W	82	71
H	1/18	Kansas (6)	W	83	75
H	1/22	Oklahoma	W	86	78
A	2/5	Oklahoma State (OT)	W	45	41
A	2/7	Oklahoma	W	85	81
A	2/8	9/Oklahoma City (OT)	L	81	85
H	2/12	9/Iowa State	W	81	70
A	2/19	9/Missouri	W	71	53
H	2/21	9/Colorado	W	70	63
A	2/26	8/Kansas (6)	L	73	110
H	3/1	9/Kansas State	W	79	69
A	3/5	Colorado	L	88	95
H	3/7	Oklahoma State	W	85	64

Season Notes: The frustration of 15 straight losing seasons was wiped out in the Big Red's 20-5 campaign that ended one win short of a share of the school's first league title in some 15 years...NU headed into the final week of conference play tied with Kansas for the league's top spot, but a loss at Colorado ended the Huskers' title hopes...Huskers posted only second 20-win season in school history, first in 45 seasons...NU moved into the wire service polls, was rated as high as eighth and finished 11th in the final United Press International listing...Grant Simmons was first-team All-Big Eight pick and landed a spot on the USBWA District V all-star team...Stuart Lantz finished second in Big Eight sophomore-of-the-year voting to KU standout Jo Jo White...NU topped century mark for first time ever in 101-88 victory at Wisconsin to open season; later made first appearance in Big Eight Holiday Tournament championship game.

1966-67

Overall Record: 16-9 Conference: 10-4 in Big Eight (t-2nd)

Home: 10-1 (6-1) Away: 6-8 (4-3)

Coach: Joe Cipriano

H	12/2	Oregon	W	79	56
A	12/7	Wyoming	L	98	102
H	12/10	Pacific	W	90	78
H	12/12	Washington State	W	100	75
H	12/13	Washington State	W	80	78
Vanderbilt Invitational*					
N	12/16	La Salle*	L	76	99
N	12/17	Portland*	W	71	69

Big Eight Holiday Tournament

KC	12/27	Kansas State	L	81	98
KC	12/29	Oklahoma State	W	73	64



Grant Simmons was Nebraska's first academic All-Big Eight player in 1966.

KC 12/30	Colorado	L	66	73
A 1/7	Oklahoma State	W	67	57
A 1/9	Oklahoma	L	87	99
H 1/14	Colorado	W	84	80
H 1/26	Oklahoma	W	97	78
H 1/28	Missouri	W	99	82
A 2/4	Kansas State	W	67	59
A 2/7	Kansas (7)	L	58	84
H 2/11	Iowa State	W	94	82
A 2/18	Iowa State	W	76	65
H 2/25	Kansas State	W	79	71
A 2/28	Missouri	W	80	73
H 3/4	Kansas (4)	L	57	64
H 3/6	Oklahoma State	W	88	71
A 3/11	Colorado	L	57	64

National Invitation Tournament

N [^] 3/13	Marshall	L	88	119
---------------------	----------	-------	---	----	-----

*Nashville, Tenn.; ^New York City, N.Y.

Season Notes: The Big Eight preseason favorite, Nebraska finished second in the league race, three games back of first-place Kansas... Huskers landed first National Invitation Tournament bid ever, but dropped a 119-88 decision to Marshall in the first round at Madison Square Garden...NU posted back-to-back winning seasons for first time since 1948-49 and 1949-50 campaigns...Stuart Lantz earned first-team All-Big Eight recognition and landed a spot on the USBWA District V all-star squad...Tom Baack and Nate Branch were second-team all-league picks...school-record 20-game homecourt win string snapped by Kansas in late February...after season, Coach Cipriano took Huskers on 13-game Latin America tour.

1967-68

Overall Record: 15-10 Conference: 8-6 in Big Eight (t-3rd)

Home: 9-1 (6-1) Away: 6-9 (2-5)

Coach: Joe Cipriano

H 12/4	Cal State Fullerton	W	111	74
H 12/5	South Dakota	W	94	61
A 12/8	Washington State	L	70	93
A 12/9	Washington State	W	91	76
A 12/11	Hawaii	L	74	82
A 12/13	Hawaii	L	72	86
A 12/20	Michigan State	L	70	74
H 12/23	Wyoming	W	82	74
Big Eight Holiday Tournament					
KC 12/28	Oklahoma	W	75	65
KC 12/29	Oklahoma State	W	48	46
KC 12/30	Kansas State	W	66	62
A 1/5	Iowa State	L	70	85
A 1/9	Kansas State	L	62	78
H 1/13	Missouri	W	75	66
H 1/27	Oklahoma	W	110	90

H 2/1	Colorado	W	87	73
A 2/3	Oklahoma State	W	63	62
A 2/5	Oklahoma	W	89	83
H 2/10	Kansas State	W	92	68
A 2/17	Kansas	L	60	71
H 2/19	Oklahoma State	W	82	73
A 2/24	Colorado	L	73	75
H 2/27	Kansas	W	76	69
H 3/1	Iowa State (OT)	L	92	93
A 3/7	Missouri	L	70	91

Season Notes: For the first time ever, NU had two 1,000-point career scorers on the floor at the same time, as Tom Baack and Stuart Lantz reached that plateau during the 1967-68 campaign...Baack finished three-year career with a then-school-record 1,293 points and would later become Husker assistant coach...Lantz logged 1,266 points over his three-year career and was a first-team All-Big Eight pick and a District V all-star as a senior...Lantz was a third-round draft pick of the National Basketball Association's San Diego Rockets and would go on to play eight seasons of pro hoops...Baack was a 10th-round pick of the Detroit Pistons...NU won its first Big Eight Holiday title, scoring wins over Oklahoma, Oklahoma State and Kansas State... Huskers' post third straight .500 or better record, a feat the school hadn't accomplished since a three-year string from 1929 through 1931.

1968-69

Overall Record: 12-14 Conference: 5-9 in Big Eight (t-6th)

Home: 8-3 (4-3) Away: 4-11 (1-6)

Coach: Joe Cipriano

H 11/30	Wisconsin	W	68	55
A 12/6	Oregon State	L	67	79
A 12/7	Oregon	W	85	77
H 12/10	Wichita State (3OT)	W	94	92
H 12/14	Augustana (S.D.)	W	73	56
H 12/16	Michigan State	W	73	59
Sun Devil Classic*					
A 12/20	Arizona State*	L	76	83
N 12/21	California* (15)	L	73	86
A 12/23	Arizona	L	63	68
Big Eight Holiday Tournament					
KC 12/26	Kansas (8)	L	56	82
KC 12/28	Oklahoma	W	70	47
KC 12/30	Missouri	W	76	70
H 1/4	Kansas (5)	L	52	56
A 1/7	Kansas State	L	72	95
A 1/25	Iowa State (OT)	L	93	99
H 1/27	Oklahoma State	L	52	76
H 2/1	Missouri	W	87	71
H 2/3	Oklahoma	W	90	83
A 2/8	Colorado (20)	L	81	83
A 2/11	Missouri	L	60	79
H 2/15	Iowa State (OT)	L	74	75
A 2/22	Kansas (16)	L	73	79
H 2/24	Colorado (18)	W	79	65
H 3/1	Kansas State	W	88	71
A 3/6	Oklahoma State	L	63	72
A 3/8	Oklahoma	W	70	64

*Tempe, Ariz.

Season Notes: Leroy Chalk led Big Eight in field goal percentage with a .538 mark and grabbed a then-school-record 257 rebounds... another sophomore, Marvin Stewart, led NU in scoring with a 14.6 average...Huskers started Big Eight play 0-4, then went 5-5 in final 10 league games.

1969-70

Overall Record: 16-9 Conference: 7-7 in Big Eight (t-3rd)

Home: 10-1 (6-1) Away: 6-8 (1-6)

Coach: Joe Cipriano

H 12/1	California-Irvine	W	76	73
A 12/4	Augustana (S.D.)	W	75	56
A 12/6	Wichita State (OT)	W	81	79
H 12/9	Duquesne (7)	W	82	77
A 12/12	Houston*	L	82	112
N 12/13	Texas A&M*	W	78	69
H 12/15	Northern Michigan	W	92	68
H 12/20	Arizona	W	79	69
Big Eight Holiday Tournament					
KC 12/27	Colorado	L	60	72
KC 12/29	Iowa State	W	74	66
KC 12/30	Kansas (16)	W	78	73
A 1/6	Iowa State	L	70	72
H 1/13	Kansas State	L	64	71
H 1/17	Colorado	W	60	58

A 1/31	Oklahoma	W	70	60
A 2/2	Oklahoma State	L	58	81
H 2/7	Kansas	W	84	73
A 2/10	Colorado	L	59	76
H 2/14	Missouri	W	60	48
A 2/17	Kansas	L	87	100
A 2/21	Kansas State (18)	L	62	69
H 2/23	Oklahoma	W	79	66
A 2/28	Missouri	L	63	80
H 3/2	Oklahoma State	W	61	55
H 3/7	Iowa State	W	87	81

*Houston, Texas

Season Notes: Huskers won nine of first 11 games, and went 7-7 in Big Eight to finish 16-9 overall...Tom Scantlebury led team in scoring with a 14.5 average, but junior Marvin Stewart, the Huskers' top point producer in 1968-69, averaged 14.3 points through 14 games, then missed last 11 games because of academic problems...Leroy Chalk led team in rebounding for second straight season with a 9.4 average.

1970-71

Overall Record: 18-8 Conference: 8-6 in Big Eight (4th)

Home: 10-2 (5-2) Away: 8-6 (3-4)

Coach: Joe Cipriano

A 12/1	Wyoming	W	68	63
H 12/5	Iowa	W	73	71
H 12/7	Northern Iowa	W	95	71
A 12/11	Texas Christian	W	69	64
A 12/12	Southern Methodist	L	75	80
H 12/14	Nevada-Reno	W	116	71
Husker Classic*					
H 12/18	Miami*	W	85	58
H 12/19	Colorado State*	W	69	65
A 12/23	Wichita State	W	72	71

Big Eight Holiday Tournament

KC 12/28	Oklahoma State	W	71	58
KC 12/29	Colorado	W	77	67
KC 12/30	Kansas (12)	L	52	72
A 1/9	Kansas State	L	69	70
H 1/16	Iowa State	W	84	62
H 1/30	Oklahoma State	W	80	59
A 2/1	Oklahoma	L	67	79
H 2/6	Kansas (5)	L	67	81
A 2/9	Iowa State (OT)	W	69	67
H 2/13	Missouri	W	81	72
A 2/16	Colorado	W	65	63
A 2/20	Oklahoma State	W	57	55
H 2/22	Oklahoma	L	56	65
H 2/27	Missouri	L	65	77
H 3/2	Kansas State	W	87	71
H 3/6	Colorado	W	85	71
A 3/13	Kansas (5)	L	54	59

Season Notes: Marvin Stewart became first NU player to average 20 points in a season, finishing with school-record 21.4 point-per-game average...Stewart led Big Eight in free-throw percentage at .824, became third NU player to top 1,000-point plateau for career, finished with 1,138 points...Stewart was first-team All-Big Eight pick and was named to all-tourney team at Big Eight Holiday Tournament...Chuck Jura hit then-school-record and Big Eight-best .592 from field...NU won own Husker Classic and later advanced to title game of Big Eight Holiday Tournament for third time ever (lost to KU in title game, 72-52)...Cipriano became first 100-game winner in school history with Huskers' 69-64 win at Texas Christian...Moe Iba joined Cip's staff as freshman coach...KU won Big Eight title with 14-0 record, first unbeaten champ since Kansas State in 1958-59.

1971-72

Overall Record: 14-12 Conference: 7-7 in Big Eight (4th)

Home: 11-3 (6-1) Away: 3-9 (1-6)

Coach: Joe Cipriano

H 12/1	Wyoming	W	81	63
H 12/3	San Diego State	L	61	63
H 12/4	Wichita State	L	61	74
A 12/6	Duquesne	L	53	75
H 12/11	Southern Methodist	W	84	76
Husker Classic*					
H 12/17	Idaho*	W	90	49
H 12/18	La Salle*	W	75	60
A 12/21	Iowa	L	77	86
H 12/23	San Jose State	W	80	63
Big Eight Holiday Tournament					
KC 12/27	Missouri	L	64	76
KC 12/29	Oklahoma State	W	64	56

KC	12/30	Oklahoma	W	84	68
H	1/8	Oklahoma State	W	73	59
H	1/10	Oklahoma	W	77	70
H	1/15	Colorado	W	67	55
A	1/26	Oklahoma State	W	64	63
A	1/29	Kansas (OT)	L	55	57
H	2/1	Kansas State	W	61	60
A	2/7	Oklahoma	L	70	72
H	2/12	Iowa State	W	76	71
A	2/15	Missouri (15)	L	65	80
H	2/19	Kansas	W	99	78
A	2/26	Colorado	L	57	67
H	3/4	Missouri (19)	L	54	61
A	3/6	Iowa State	L	67	76
A	3/11	Kansas State (OT)	L	76	81

Season Notes: Center Chuck Jura was first-team All-Big Eight pick and first-team academic All-Big Eight...Jura led NU in scoring (21.2) and rebounding (11.7)...rebound average was school record and topped Big Eight...Jura finished his career with totals of 1,255 points and 740 rebounds...NU won Husker Classic for second straight season.

1972-73

Overall Record: 9-17 Conference: 4-10 in Big Eight (t-6th)
 Home: 4-5 (2-5) Away: 5-12 (2-5)
 Coach: Joe Cipriano

H	11/24	North Texas	W	64	46
A	12/1	Wyoming	L	59	65

Mountaineer Classic*

N	12/8	California*	L	50	75
N	12/9	Air Force*	W	57	53
H	12/11	Texas Christian	W	72	58

Kentucky Invitational**

A	12/15	Kentucky**	L	60	85
N	12/16	Colorado State**	L	51	57

Big Eight Holiday Tournament

KC	12/27	Iowa State	L	64	75
KC	12/29	Kansas	W	74	72
KC	12/30	Oklahoma State	L	73	75
N	1/4	Georgia State***	W	63	54
N	1/6	North Carolina**** (9)	L	62	79
H	1/13	Oklahoma State	L	55	68
H	1/15	Oklahoma	W	74	67
H	1/27	Missouri (7)	L	65	78
A	1/30	Iowa State	L	60	81
H	2/3	Kansas State (18)	L	55	82
H	2/6	Colorado	L	59	67
A	2/10	Kansas	W	59	46
A	2/17	Oklahoma	L	59	67
A	2/19	Oklahoma State	W	76	64

H	2/24	Kansas	W	62	59
H	2/27	Iowa State	L	76	82
A	3/3	Kansas State (16)	L	70	97
A	3/6	Colorado	L	63	71
A	3/10	Missouri (15)	L	70	86

*Morgantown, W.Va.; **Lexington, Ky.; ***Decatur, Ga.; ****Greensboro, N.C.

Season Notes: Without departed All-Big Eight center Chuck Jura, Huskers finished 9-17...NU's last losing season until 1987-88...freshman Jerry Fort led NU in scoring with 14.5 ppg, first Husker frosh ever to lead team in that department.

1973-74

Overall Record: 14-12 Conference: 7-7 in Big Eight (4th)
 Home: 11-2 (5-2) Away: 3-10 (2-5)
 Coach: Joe Cipriano

H	12/1	Wyoming	W	70	62
H	12/3	Minnesota-Duluth	W	77	50

Vanderbilt Invitational*

A	12/7	Vanderbilt*	L	58	82
N	12/8	Middle Tennessee St.*	L	65	76
H	12/11	Georgia State (OT)	W	78	75
H	12/14	NW Missouri State	W	67	54
H	12/15	MacMurray	W	76	50
H	12/20	Northern Iowa	W	73	55

Big Eight Holiday Tournament

KC	12/27	Kansas State (18)	L	47	68
KC	12/28	Oklahoma State	W	69	62
KC	12/29	Kansas	L	66	75
A	1/7	Wichita State	L	58	66
A	1/12	Kansas	L	64	79
H	1/19	Oklahoma	W	63	58
H	1/22	Kansas State	L	65	73
A	1/26	Oklahoma State	L	66	79
A	1/28	Oklahoma	L	63	85
H	2/5	Iowa State (3OT)	W	91	88
H	2/9	Missouri	W	75	58
A	2/12	Colorado	L	64	65
A	2/16	Missouri	W	88	87
H	2/23	Oklahoma State	W	71	63
H	2/26	Kansas (15)	L	46	51
A	3/2	Kansas State	W	58	54
H	3/5	Colorado	W	65	42
A	3/9	Iowa State	L	58	76

*Nashville, Tenn.
 Season Notes: Sophomore guard Jerry Fort led NU in scoring for second straight season with 18.0 average and was first-team All-Big Eight pick...Huskers toured Italy following season and finished 2-5 on their three-week journey.

1974-75

Overall Record: 14-12 Conference: 7-7 in Big Eight (4th)
 Home: 8-3 (5-2) Away: 6-9 (2-5)
 Coach: Joe Cipriano

H	11/30	South Dakota State	W	87	72
---	-------	--------------------	---	----	----

Sun Devil Classic*

N	12/6	Long Beach State*	W	67	55
A	12/7	Arizona State*	L	62	83
A	12/10	North Texas	W	69	56
H	12/14	Wichita State	W	78	65
H	12/17	San Jose State	L	66	80

Indiana Classic**

N	12/20	Southern Methodist**	W	69	67
A	12/21	Indiana** (2)	L	60	97
H	12/23	Vanderbilt	W	81	66

Big Eight Holiday Tournament

KC	12/26	Oklahoma (18)	W	75	64
KC	12/28	Kansas	L	62	63
KC	12/30	Kansas State	L	63	80
H	1/18	Kansas State	W	74	61
A	1/22	Oklahoma	W	68	61
H	1/25	Colorado	W	85	59
H	1/29	Oklahoma State	W	73	58
A	2/1	Missouri	L	74	88
A	2/5	Kansas	L	44	72
H	2/8	Iowa State	W	75	62
H	2/12	Oklahoma (OT)	L	57	65
A	2/15	Colorado	L	61	62
A	2/19	Kansas State	L	64	65
H	2/22	Missouri	W	80	77
A	2/26	Oklahoma State	W	59	58
H	3/5	Kansas (20T)	L	77	79

A	3/8	Iowa State	L	69	82
---	-----	------------	---	----	----

*Tempe, Ariz.; **Bloomington, Ind.
 Season Notes: For third straight season, Jerry Fort led NU in scoring at 20.2 points per game, and became only third Husker to ever average 20-plus points in season...Fort earned first-team All-Big Eight honors for second straight year...NU started Big Eight play 4-0, finished first half 5-2, but went 2-5 in second half...three of losses during second half of league schedule were by a combined four points...Fort scored then-school-record 40 points in Huskers' homecourt win over Missouri...his scoring outburst broke the old mark of 38 held by Tom Russell during the 1961-62 season.

1975-76

Overall Record: 19-8 Conference: 10-4 in Big Eight (3rd)
 Home: 9-4 (5-2) Away: 10-4 (5-2)
 Coach: Joe Cipriano

H	11/28	Illinois	L	58	60
H	11/29	Northwestern	W	79	68
A	12/2	Iowa	L	65	72
H	12/6	Washington (20)	L	63	75
H	12/10	St. Mary's (Calif.)	W	68	57

Roadrunner Invitational*

N	12/19	Pacific*	W	85	59
A	12/20	New Mexico State*	W	79	75
A	12/22	Vanderbilt	W	68	57

Big Eight Holiday Tournament

KC	12/27	Kansas	L	66	69
KC	12/29	Oklahoma	W	75	53
KC	12/30	Oklahoma State	W	56	49
H	1/3	South Dakota	W	72	59
H	1/6	South Carolina	W	69	68
A	1/17	Kansas State	W	65	59
H	1/21	Oklahoma	W	68	67
A	1/24	Colorado	W	66	64
A	1/28	Oklahoma State	W	52	48
H	1/31	Missouri (13)	L	57	62
H	2/4	Kansas	W	57	54
A	2/7	Iowa State	W	66	56
A	2/11	Oklahoma	L	60	65
H	2/14	Colorado	W	80	61
H	2/18	Kansas State	L	53	65
A	2/21	Missouri (OT, 14)	L	84	95
H	2/28	Oklahoma State	W	60	54
A	3/3	Kansas	W	62	58
H	3/6	Iowa State	W	82	66

*Las Cruces, N.M.
 Season Notes: Jerry Fort was a first-team All-Big Eight selection for third straight season, finished career with then-NU-record 1,882 points...Huskers reached 19-win mark for first time since a 20-5 record in 1965-66...Larry Cox led the Big Eight and set an NU single-season record for field-goal percentage with a .672 mark...Cox shot a Big Eight-record .625 from the field for his career...as a team, the Huskers led Big Eight and finished eighth nationally in scoring defense, yielding 62.8 points per game...NU says good-bye to the NU Coliseum, the home of Husker basketball since the 1925-26 season, with an 82-66 victory over Iowa State, March 6, 1975.

1976-77

Overall Record: 15-14 Conference: 7-7 in Big Eight (5th)
 Home: 7-4 (5-2) Away: 8-10 (2-5)
 Coach: Joe Cipriano

H	11/27	Iowa	L	57	71
A	11/29	Washington (OT)	W	59	58
A	12/1	Hawaii-Hilo	L	66	71
A	12/2	Hawaii	W	64	59
A	12/3	Hawaii	W	60	59
H	12/8	Minnesota	L	58	66
A	12/11	Illinois	L	63	67
H	12/13	NW Missouri State	W	88	53
A	12/20	Northwestern	W	71	68
H	12/22	Mankato State	W	64	61

Big Eight Holiday Tournament

KC	12/28	Colorado	L	50	55
KC	12/29	Iowa State	W	75	55
KC	12/30	Oklahoma	W	66	56
A	1/3	South Carolina	L	49	54
H	1/8	Kansas State	L	52	57
H	1/12	Colorado	W	69	54
A	1/15	Iowa State	W	49	48
H	1/19	Oklahoma	L	58	65
A	1/22	Missouri	L	63	76
H	1/26	Kansas	W	60	57



Marvin Stewart scored 1,138 points in only 66 games for the Huskers.

H	1/29	Oklahoma State	W	66	54
A	2/2	Colorado	W	73	62
H	2/5	Iowa State	W	66	51
A	2/9	Kansas State	L	62	67
H	2/12	Missouri	W	60	58
A	2/16	Oklahoma	L	62	72
A	2/19	Kansas	L	66	74
A	2/23	Oklahoma State	L	60	62

Big Eight Tournament

A	2/26	Kansas	L	58	61
---	------	--------	---	----	----

Season Notes: After some 50 years of play in the NU Coliseum, Nebraska moved into the 15,000-seat NU Sports Complex, which would later be renamed the Bob Devaney Sports Center after the Huskers' longtime football coach and athletic director...Huskers led the Big Eight and ranked sixth nationally in scoring defense at 61.1 points per game, lowest since 1958-59 squad allowed 60.2 points per game...Nebraska and Creighton met for the first time since the 1931-32 season...first year Big Eight sponsored a season-ending tournament to determine league's automatic bid to the NCAA Tournament.

1977-78

Overall Record: 22-8 Conference: 9-5 in Big Eight (2nd)

Home: 14-2 (5-2) Away: 7-6 (4-3)

Coach: Joe Cipriano

H	12/2	Missouri Southern	W	61	54
H	12/9	Creighton	W	65	58
H	12/10	South Dakota	W	74	64
H	12/12	Nevada-Reno	W	67	50
H	12/16	California-Davis	W	69	64
H	12/17	Mississippi	W	80	70
A	12/19	Minnesota	W	63	49
H	12/21	Western Illinois	W	73	72
H	12/23	Montana State	W	104	60

Big Eight Holiday Tournament

KC	12/27	Oklahoma State	W	70	58
KC	12/29	Kansas State	L	60	69
KC	12/30	Oklahoma	W	75	68
A	1/7	Kansas State	W	77	63
A	1/11	Colorado	L	64	73
H	1/14	Iowa State	L	59	65
A	1/18	Oklahoma	W	78	64
H	1/21	Missouri	W	56	55
H	1/25	Kansas (8)	W	62	58
H	1/28	Oklahoma State	W	63	57
H	2/1	Colorado	W	86	75
A	2/4	Iowa State	W	62	56
H	2/8	19/Kansas State	W	63	50
A	2/11	19/Missouri	L	52	74
H	2/15	Oklahoma	L	68	74
A	2/18	Kansas (6)	L	70	75
A	2/25	Oklahoma State	W	67	56

Big Eight Tournament^A

N	2/28	Oklahoma State	W	71	63
N	3/3	Missouri	L	58	61

National Invitation Tournament

H	3/8	Utah State	W	67	66
A	3/15	Texas (17)	L	48	67

^AKansas City, Mo.

Season Notes: Nebraska earned first postseason tournament bid since 1966-67, and advanced to second round of NIT before being knocked out by champion Texas...NU tied school record for season victories and its second-place league finish was its highest since 1965-66 season...Brian Banks earned first-team All-Big Eight honors, while Carl McPipe was named one of 12 All-America centers, by Citizens Saving Athletic Foundation...NU led Big Eight and ranked eighth nationally in scoring defense, allowing 62.9 ppg...NU was only Big Eight team to beat league champion Kansas...Coach Cipriano picked up his 200th win at NU with Huskers' victory over Missouri Southern.

1978-79

Overall Record: 14-13 Conference: 7-7 in Big Eight (5th)

Home: 9-2 (6-1) Away: 5-11 (1-6)

Coach: Joe Cipriano

A	11/24	Alabama-Birmingham	W	64	55
H	11/25	Arkansas Tech	W	70	59
H	11/28	Minnesota	W	58	48
H	12/2	Purdue	L	47	58
A	12/9	Creighton	L	61	78
H	12/13	Sacramento State	W	91	56
N	12/16	Mississippi*	L	67	70

Rebel Roundup**

N	12/22	UC-Santa Barbara	W	75	55
A	12/23	UNLV (18)	L	63	79

Big Eight Holiday Tournament

KC	12/28	Missouri (OT)	W	58	56
KC	12/29	Colorado	L	61	74
KC	12/30	Oklahoma	W	69	53
A	1/6	Iowa State	W	72	68
A	1/13	Colorado	L	61	64
H	1/17	Kansas State	W	55	53
A	1/20	Missouri	L	60	76
H	1/24	Oklahoma	W	74	56
H	1/27	Kansas (OT)	W	66	64
A	1/31	Oklahoma State	L	57	66
H	2/3	Colorado	W	79	52
A	2/7	Kansas State	L	46	58
H	2/10	Iowa State	L	46	48
A	2/14	Oklahoma	L	58	79
H	2/17	Missouri	W	76	64
A	2/21	Kansas	L	59	66
H	2/24	Oklahoma State	W	76	67

Big Eight Tournament

A	2/28	Kansas State (2OT)	L	60	61
---	------	--------------------	---	----	----

*Biloxi, Miss.; **Las Vegas, Nev.

Season Notes: Huskers led the Big Eight and ranked ninth nationally in team defense at 62.3 ppg...NU's 17-for-17 effort at the free-throw line at Oklahoma State stands as best single-game free-throw percentage mark in school history...Andre Smith was a second-team UPI All-Big Eight pick and led team in scoring at 13.5 ppg...Carl McPipe, one-half of the Huskers' "Hammond Hustlers," was named to USBWA District V all-star team and finished career with 1,300 points...the other half of the "Hammond Hustlers," Brian Banks, ended career with 1,150 points...final year of Big Eight Holiday Tournament, an event that started in 1946.

1979-80

Overall Record: 18-13 Conference: 8-6 in Big Eight (t-2nd)

Home: 14-2 (5-2) Away: 4-11 (5-2)

Coach: Joe Cipriano

Assistant Coach: Moe Iba

H	11/30	South Dakota State	W	100	83
H	12/1	Portland State	W	74	52
H	12/3	Eastern Washington	W	82	68
H	12/8	Creighton	W	64	55
A	12/11	Purdue (9)	L	56	78
H	12/13	Cal State-Bakersfield	W	94	80
A	12/15	Minnesota	L	58	75
H	12/22	UAB (4OT)	W	92	84

Rainbow Classic*

N	12/27	Wisconsin* (OT)	W	83	82
N	12/29	Hawaii*	L	55	67
N	12/30	Louisville* (12)	L	58	65
A	1/2	Idaho	L	55	64
H	1/4	Wisconsin-Oshkosh	W	96	72
H	1/5	Angelo State	W	83	70
A	1/9	Iowa State	W	58	50
H	1/12	Missouri (13)	L	63	84
H	1/16	Kansas	W	64	57
A	1/19	Colorado	W	53	44
H	1/23	Oklahoma State (OT)	W	74	73
A	1/26	Kansas State (2OT)	L	64	66
H	1/30	Oklahoma	W	59	58
A	2/2	Missouri (14)	L	60	73
A	2/5	Kansas	W	61	56
H	2/9	Iowa State	W	69	66
A	2/13	Oklahoma State	L	68	83
H	2/16	Colorado	L	55	56
H	2/20	Kansas State	W	70	58
A	2/23	Oklahoma	L	60	78

Big Eight Tournament

H	2/26	Oklahoma	W	75	68
N	2/29	Kansas State ^A	L	59	60

National Invitation Tournament

A	3/6	Michigan	L	69	76
---	-----	----------	---	----	----

*Honolulu, Hawaii; ^AKansas City, Mo.

Season Notes: Picked to finish sixth in a preseason poll of Big Eight media, NU wound up in second-place tie and earned its third NIT berth...Huskers' had longest game ever, a four-overtime affair, against Alabama-Birmingham...Joe Cipriano, who was stricken with cancer, was named UPI Big Eight Co-Coach of the Year with assistant Moe Iba, who guided Huskers in Cip's absence...Iba was tabbed AP Big Eight Coach of the Year and NABC District 12 Coach of the Year...Andre Smith led team in scoring for second straight season with a



Joe Cipriano ranks second on the school's all-time wins list with 253 victories in 17 seasons.

19.4 average and was first-team AP/UPI All-Big Eight performer and AP honorable-mention All-American...Jack Moore was second-team AP All-Big Eight pick.

1980-81

Overall Record: 15-12 Conference: 9-5 in Big Eight (t-2nd)

Home: 11-4 (6-1) Away: 4-8 (3-4)

Coach: Moe Iba

H	11/28	Wyoming (OT)	L	59	62
H	11/29	Idaho	L	53	64
A	12/6	Creighton (OT)	L	61	66
H	12/9	Penn State	W	75	50


Utah Classic*

N	12/12	Loyola Marymount*	W	67	66
A	12/13	Utah*	L	55	57
H	12/20	NW Missouri State	W	79	59
H	12/22	Colorado State	W	54	48
H	12/23	Montana	W	69	46
A	12/27	Ball State	L	62	67
A	12/30	Arkansas	L	52	64
H	1/5	Sonoma State	W	84	49
H	1/14	Kansas State	W	59	49
A	1/17	Oklahoma State	L	70	81
H	1/21	Colorado	L	59	62
H	1/24	Missouri	W	66	53
A	1/28	Iowa State	W	61	56
H	1/31	Kansas (18)	W	57	54
A	2/4	Oklahoma	W	71	59
H	2/7	Oklahoma State	W	62	54
A	2/11	Colorado	W	57	56
A	2/14	Kansas State	L	49	66
H	2/18	Iowa State	W	81	61
A	2/21	Missouri	L	45	55
A	2/25	Kansas	L	49	75
H	2/28	Oklahoma	W	90	63

Big Eight Tournament

H	3/3	Colorado	L	66	70
---	-----	----------	---	----	----

Season Notes: Coach Joe Cipriano died after year-long battle against cancer three days before season opener, and Moe Iba was named Huskers' acting head coach...Iba was UPI Big Eight Coach of the Year for leading NU to its second straight second-place league finish...Andre Smith was AP/UPI Big Eight Player of the Year, first-team AP/UPI All-Big Eight selection, USBWA District V performer and an AP honorable-mention All-American...Smith led league in scoring for conference games only with a 19.5 average, while his .589 field-goal percentage mark for all games topped league...Jack Moore was second-team AP All-Big Eight and a CoSIDA Second-Team Academic All-American...Moore led league in free-throw percentage (.922)...Devaney Center-record crowd of 15,038 watched NU stop Oklahoma State, 62-54.



Carl McPhee is 12th on the Husker career scoring list and eighth on the career rebounding chart.

1981-82

Overall Record: 16-12 Conference: 7-7 in Big Eight (t-4th)
Home: 11-3 (5-2) Away: 5-9 (2-5)

Coach: Moe Iba

A	11/27	Wyoming.....	L	48	62
H	11/30	UW-Stevens Point.....	W	74	45
H	12/5	Creighton.....	W	86	46
H	12/7	South Dakota State.....	W	70	51
A	12/9	Baylor.....	W	64	63
H	12/19	Ball State.....	W	71	57
A	12/21	Penn State.....	L	58	60
A	12/23	Colorado State (OT).....	L	51	58

Holiday Classic*

N	12/28	Air Force*.....	W	63	47
A	12/29	Northern Iowa*.....	W	53	42
H	1/6	Sacramento State.....	W	93	61
H	1/9	Arkansas (11).....	L	50	51
H	1/13	Kansas.....	W	75	55
H	1/16	Missouri (2).....	L	42	44
A	1/20	Oklahoma State.....	L	50	52
H	1/23	Iowa State.....	W	60	47
A	1/27	Oklahoma.....	L	48	51
A	1/30	Colorado.....	W	74	57
H	2/3	Kansas State (t19).....	L	64	75
A	2/6	Missouri (1).....	W	67	51
H	2/10	Oklahoma State.....	W	75	63
A	2/13	Kansas.....	L	63	66
H	2/15	Oklahoma.....	W	65	51
A	2/20	Iowa State.....	L	61	63
H	2/24	Colorado.....	W	79	57
A	2/27	Kansas State.....	L	50	67

Big Eight Tournament

H	3/2	Oklahoma State.....	W	60	49
N	3/5	Missouri^ (5).....	L	53	58

*Cedar Falls, Iowa; ^Kansas City, Mo.

Season Notes: NU scored one of its biggest wins ever, a 67-51 victory at 19-0 and No. 1 Missouri...Jack Moore earned Naismith Award, given annually to nation's best player under 6-0 tall, and was AP/UPI first-team All-Big Eight pick and third-team UPI All-American...Moore joined 1,000-point club, finishing career with 1,204 points...Moore hit Big Eight-record .939 from free throw line for season, .901 mark for career was best ever by Big Eight performer and second-best all-time in NCAA Division I history at that time.

1982-83

Overall Record: 22-10 Conference: 9-5 in Big Eight (t-3rd)
Home: 17-1 (6-1) Away: 5-9 (3-4)

Coach: Moe Iba

H	11/26	Denver.....	W	94	58
A	11/29	Montana.....	L	51	61
A	12/4	Creighton.....	W	65	62
H	12/8	UMKC.....	W	69	50
H	12/11	Baylor.....	W	59	56
H	12/18	Wyoming.....	W	68	57

H	12/20	Missouri Western.....	W	93	43
Hoosier Classic*					
N	12/29	Cornell*.....	W	66	56
N	12/30	Indiana* (1).....	L	50	67
N	1/3	Arkansas** (11).....	L	58	64
H	1/7	Mesa.....	W	94	57
H	1/15	SW Missouri State.....	W	98	46
A	1/18	Iowa State.....	W	59	54
A	1/22	Colorado.....	L	69	72
H	1/26	Kansas State.....	W	59	43
A	1/29	Missouri (13).....	L	56	79
H	2/2	Oklahoma.....	W	60	59
H	2/5	Kansas.....	W	68	61
A	2/9	Oklahoma State (20T).....	L	63	71
H	2/12	Colorado.....	W	68	56
A	2/16	Kansas State.....	W	56	45
H	2/19	Iowa State.....	W	67	66
A	2/24	Oklahoma.....	L	71	84
H	2/26	Missouri (15).....	L	51	54
A	3/2	Kansas.....	W	60	58
H	3/5	Oklahoma State.....	W	77	68

Big Eight Tournament

H	3/8	Iowa State.....	W	94	71
N	3/11	Missouri^ (12).....	L	63	69

National Invitation Tournament

H	3/17	Tulane.....	W	72	65
H	3/21	Iona.....	W	85	73
H	3/24	Texas Christian.....	W	67	57
NY	3/28	DePaul.....	L	58	68

*Indianapolis, Ind. **Little Rock, Ark. ^Kansas City, Mo.

Season Notes: Nebraska tied school record for victories in a 22-10 season, and advanced further in postseason play than any previous Husker squad by reaching the semifinals of the National Invitation Tournament...freshman Dave Hoppen, who set seven NU freshman records and led the Huskers in scoring with a 13.9 average, was a second-team All-Big Eight pick, and was named to the All-National Invitation Tournament team and the league's all-freshman team.

1983-84

Overall Record: 18-12 Conference: 7-7 in Big Eight (3rd)
Home: 11-6 (3-4) Away: 7-6 (4-3)

Coach: Moe Iba

H	11/26	Augustana (S.D.).....	W	113	69
H	11/29	Texas Tech.....	L	45	59
H	12/3	Creighton.....	W	65	56
A	12/5	Wisconsin (20T).....	W	71	69
H	12/7	NW Missouri State.....	W	82	61
H	12/10	Arkansas (15).....	W	67	54
H	12/17	Northern Iowa.....	W	90	64
A	12/20	Wyoming.....	W	67	64

Cotton States Classic*

A	12/28	Georgia Tech*.....	L	49	66
N	12/29	Michigan State*.....	L	45	58
H	1/4	Colorado State.....	W	56	54
H	1/7	NW Missouri State.....	W	93	67
H	1/14	Eastern Washington.....	W	105	71
A	1/18	Iowa State.....	W	64	63
H	1/21	Missouri.....	L	48	50
A	1/25	Kansas.....	L	61	77
A	1/28	Colorado.....	L	57	60
H	2/1	Oklahoma State (OT).....	W	54	52
A	2/4	Kansas State.....	W	47	46
H	2/8	Oklahoma (10).....	L	67	78
A	2/11	Missouri (OT).....	W	61	56
H	2/15	Kansas.....	L	66	67
H	2/18	Iowa State.....	L	48	69
A	2/22	Oklahoma State.....	W	67	64
H	2/25	Colorado.....	W	75	67
H	2/28	Kansas State.....	W	63	56
A	3/1	Oklahoma (6).....	L	70	79

Big Eight Tournament

H	3/7	Kansas State.....	L	39	41
---	-----	-------------------	---	----	----

National Invitation Tournament

A	3/15	Creighton.....	W	56	54
A	3/19	Xavier.....	L	57	58

*Atlanta, Ga.

Season Notes: Nebraska earned back-to-back postseason tournament bids for the first time in school history, advanced to the second round of the NIT...Huskers' 11th straight winning season...Dave Hoppen tops the 1,000-point mark in his career and earns first-team All-Big Eight honors.

1984-85

Overall Record: 16-14 Conference: 5-9 in Big Eight (t-5th)
Home: 12-3 (5-2) Away: 4-11 (0-7)

Coach: Moe Iba

H	11/29	Southern Colorado.....	W	89	67
H	12/1	South Dakota.....	W	101	69
H	12/3	Montana State.....	W	86	65
A	12/8	Creighton.....	W	78	73
H	12/10	Wyoming.....	W	79	65
H	12/12	Wisconsin.....	W	53	51
A	12/15	Texas Tech (OT).....	W	79	74
H	12/22	Washington State.....	L	58	63

Cable Car Classic*

N	12/28	California-Irvine*.....	W	73	67
A	12/29	Santa Clara*.....	L	59	78
A	1/3	Evansville.....	L	73	80
H	1/9	UW-Stevens Point.....	W	69	62
A	1/12	Colorado State (20T).....	W	88	78
H	1/16	Kansas State.....	W	75	63
A	1/19	Oklahoma State.....	L	66	68
H	1/23	Colorado.....	W	85	67
H	1/26	Missouri.....	W	74	66
A	1/30	Iowa State.....	L	65	76
H	2/2	Kansas (19).....	L	80	91
A	2/6	Oklahoma (7).....	L	74	83
H	2/9	Oklahoma State.....	W	66	48
A	2/13	Colorado.....	L	61	64
A	2/16	Kansas State.....	L	62	68
H	2/21	Iowa State.....	W	74	57
A	2/23	Missouri.....	L	50	69
A	2/28	Kansas (11).....	L	65	70
H	3/2	Oklahoma (6).....	L	62	65

Big Eight Tournament


A	3/5	Kansas (10).....	L	69	74
---	-----	------------------	---	----	----

National Invitation Tournament

H	3/13	Canisius.....	W	79	66
A	3/19	UCLA.....	L	63	82

*San Francisco, Calif.

Season Notes: Nebraska made third straight National Invitation Tournament appearance and posted 12th straight winning season...Dave Hoppen earned first-team All-Big Eight honors for the second straight season and became first Husker to score 700 points in a season, as he finished with 704...Hoppen broke six school records...Brian Carr set four Big Eight assist records, led league in assists per game (8.1) and tied NCAA single-game record of 18 at Evansville.



Andre Smith was named the Big Eight Player of the Year in 1981 and earned honorable-mention All-America honors in each of his final two seasons at Nebraska.

1985-86

Overall Record: 19-11 Conference: 8-6 in Big Eight (3rd)

Home: 10-5 (4-3) Away: 9-6 (4-3)

Coach: Moe Iba

H 11/23	Wisconsin-Stout.....W	71	53
H 11/26	Southern Illinois.....W	85	50
A 11/30	Wyoming.....W	64	53
H 12/2	California-Irvine.....L	80	87
H 12/7	Creighton.....W	71	52
A 12/12	Washington State.....W	79	72
A 12/14	Montana State.....W	76	59
H 12/20	Georgia.....L	63	67
H 12/23	Arizona State.....W	80	67

Sun Bowl Classic*

N 12/29	Alabama*.....L	61	78
N 12/30	Ohio State*.....W	69	66
H 1/6	Evansville.....W	77	70
H 1/11	NW Missouri State.....W	99	56
H 1/15	Kansas (8).....L	70	81
H 1/18	Missouri.....L	67	68
A 1/22	Oklahoma State.....W	62	61
H 1/25	Iowa State.....W	75	58
A 1/29	Oklahoma (6).....L	60	87
A 2/1	Colorado.....W	77	60
H 2/5	Kansas State***.....L	54	64
A 2/8	Missouri.....W	75	66
H 2/12	Oklahoma State.....W	68	52
A 2/15	Kansas (3).....L	61	79
H 2/19	Oklahoma (10).....W	66	64
A 2/22	Iowa State.....L	73	81
H 2/26	Colorado.....W	79	72
A 3/1	Kansas State.....W	64	60

Big Eight Tournament^

N 3/7	Oklahoma State.....W	82	75
N 3/8	Iowa State.....L	58	75

NCAA Tournament

N 3/14	Western Kentucky**.....L	59	67
--------	--------------------------	----	----

*El Paso, Texas; **Charlotte, N.C.; ***Kansas State later forfeited; ^Kansas City, Mo.

Season Notes: Nebraska lost All-Big Eight center Dave Hoppen for season with a knee injury in Feb. 1 game at Colorado, but rebounded to make school's first-ever NCAA Tournament appearance...Huskers' loss to Western Kentucky in NCAA first round was last game for Coach Moe Iba, who resigned following the game...Hoppen was first-team All-Big Eight pick for third straight season, finished career with a school-record 2,167 points and became first Husker basketball player to have his jersey retired (No. 42)...during his career, Hoppen broke or tied 19 school records and five Big Eight Conference marks...Brian Carr became school's all-time assist leader...Bernard Day picked up the slack and shared team MVP award with the three-time All-Big Eight selection.

1986-87

Overall Record: 21-12 Conference: 7-7 in Big Eight (5th)

Home: 15-2 (5-2) Away: 6-10 (2-5)

Coach: Danny Nee

A 11/28	California-Irvine.....L	101	109
H 12/1	Oregon.....W	76	60
A 12/6	Creighton.....L	66	78
A 12/10	Southern Illinois.....W	87	85
A 12/14	Texas A&M.....L	64	66
H 12/20	Wyoming.....W	62	61
H 12/22	Detroit.....W	71	55
H 12/27	Missouri-St. Louis.....W	89	63

Rochester Classic*

N 12/29	Butler*.....W	67	56
N 12/30	San Francisco*.....W	66	60
H 1/3	Creighton (OT).....W	70	65
H 1/5	NW Missouri State.....W	105	64
H 1/7	Brooklyn.....W	62	46
A 1/10	Kansas State.....L	82	114
H 1/17	Colorado.....W	86	66
A 1/20	Iowa State.....L	75	91
A 1/22	Kansas.....L	65	86
H 1/28	Missouri.....L	71	87
H 2/1	Oklahoma State.....W	73	66
H 2/4	Oklahoma (8).....L	66	80
A 2/7	Colorado.....W	68	65
H 2/11	Iowa State.....W	66	65
H 2/14	Kansas State.....W	78	76
A 2/18	Missouri.....L	64	80
A 2/21	Oklahoma (13).....L	97	133

A 2/25	Oklahoma State (2OT).....W	79	77
H 2/28	Kansas (OT, 16).....W	83	81

Big Eight Tournament^

N 3/6	Kansas State.....L	45	47
-------	--------------------	----	----

National Invitation Tournament

H 3/11	Marquette.....W	78	76
H 3/17	Arkansas.....W	78	71
H 3/21	Washington.....W	81	76
NY 3/24	Southern Mississippi.....L	75	82
NY 3/26	Arkansas-Little Rock (OT).....W	76	67

*Rochester, N.Y.; ^Kansas City, Mo.

Season Notes: Under the direction of first-year Coach Danny Nee, Nebraska finished 21-12, missed school record for season wins by one, and finished third in the National Invitation Tournament...Huskers recorded their 14th straight winning season and made their fifth straight postseason tourney appearance...Brian Carr was a second-team All-Big Eight pick, ended career with 682 assists, two off the league record of 684 set by Kansas' Cedric Hunter.

1987-88

Overall Record: 13-18 Conference: 4-10 in Big Eight (7th)

Home: 8-6 (3-4) Away: 5-12 (1-6)

Coach: Danny Nee

Maui Classic*

N 11/27	Villanova*.....L	53	70
N 11/28	Baylor*.....L	79	82
A 11/29	Chaminade*.....W	76	75
H 12/2	Texas A&M.....W	92	60

Ameritas Classic**

H 12/4	Lehigh**.....W	71	66
H 12/5	Ohio State**.....L	63	72
A 12/7	Detroit.....W	63	58
A 12/9	Creighton.....L	73	88
A 12/12	Oregon.....W	67	62
A 12/19	Wyoming (6).....L	58	87
H 12/21	Brooklyn.....W	72	44
A 12/30	Drake.....L	68	85
H 1/2	Columbia.....W	82	62
A 1/4	Furman (OT).....W	75	74
H 1/6	Grambling State (OT).....L	68	71
H 1/16	Missouri.....W	70	68
A 1/20	Iowa State (10).....L	76	114
H 1/25	Nebraska-Omaha.....W	96	67
H 1/27	Kansas.....W	70	68
A 1/30	Colorado.....W	63	57
H 2/4	Oklahoma State.....L	56	72
A 2/6	Kansas State.....L	63	65
H 2/9	Oklahoma (4).....L	77	92
A 2/11	Missouri.....L	67	92
A 2/16	Kansas.....L	48	70
H 2/21	Colorado.....W	75	67
A 2/24	Oklahoma State.....L	73	90
H 2/27	Iowa State.....L	84	85
H 3/2	Kansas State.....L	67	77
A 3/5	Oklahoma (4).....L	93	113

Big Eight Tournament^

N 3/11	Kansas State.....L	70	75
--------	--------------------	----	----

*Lahaina, Hawaii; ^Kansas City, Mo.

Season Notes: Nebraska's strings of 14-straight winning seasons and five consecutive postseason tournament bids both ended, as the Huskers finished 13-18...Rich King and Clifford Scales named to the Big Eight's all-freshman team...Henry T. Buchanan earned honorable-mention All-Big Eight honors and first-team academic All-Big Eight honors...Pete Manning led the Big Eight in field-goal percentage at .590...NU beat eventual national champ for first time, with win over Kansas, 70-68, on a jumper by Beau Reid as time expired.

1988-89

Overall Record: 17-16 Conference: 4-10 in Big Eight (7th)

Home: 14-4 (4-3) Away: 3-12 (0-7)

Head Coach: Danny Nee

H 11/26	Creighton.....W	86	77
H 11/30	Michigan State.....L	75	77

Ameritas Classic*

H 12/2	North Texas*.....W	90	84
H 12/3	San Jose State*.....W	90	76
A 12/5	Idaho.....L	68	83
A 12/11	Texas Tech.....W	71	69
A 12/14	Ohio State (14).....L	76	103
H 12/17	Furman.....W	69	56
H 12/23	Drake.....W	65	57

Chaminade New Year's Classic**

A 12/28	Chaminade**.....W	86	85
N 12/29	Morehead State**.....W	81	77
N 12/30	Louisiana State**.....L	87	90
H 1/5	Sam Houston State.....W	89	70
H 1/9	Oklahoma (4).....L	81	89
H 1/12	Northern Illinois.....W	71	56
A 1/14	Oklahoma State.....L	69	82
H 1/17	Maryland-Baltimore Co.....W	86	65
H 1/21	Kansas State.....L	68	80
H 1/23	Wyoming.....W	71	58
H 1/28	Missouri (5).....L	72	89
A 1/31	Iowa State.....L	76	88
H 2/4	Kansas (18).....W	74	70
A 2/8	Colorado.....L	80	83
A 2/11	Kansas State.....L	66	80
H 2/14	Oklahoma State.....W	79	77
A 2/19	Missouri (3).....L	63	79
H 2/22	Colorado.....W	97	59
H 2/25	Iowa State.....W	77	74
A 3/1	Kansas.....L	71	80
A 3/4	Oklahoma (4).....L	76	103

Big Eight Tournament^

N 3/10	Missouri (10).....L	70	98
--------	---------------------	----	----

National Invitation Tournament

H 3/16	Arkansas State.....W	81	79
A 3/20	Ohio State.....L	74	85

**Honolulu, Hawaii; ^Kansas City, Mo.

Season Notes: Huskers made second postseason tournament appearance in three seasons under Coach Danny Nee, advanced to second round of NIT...Beau Reid earned third-team academic All-America honors and was first-team academic All-Big Eight pick...Eric Johnson and Rich King earned honorable-mention All-Big Eight honors...Johnson broke then-NU single-season record for steals (68), King set then-school marks for blocks in game (5), season (50) and career (70).

1989-90

Overall Record: 10-18 Conference: 3-11 in Big Eight (7th)

Home: 9-6 (2-5) Away: 1-12 (1-6)

Coach: Danny Nee

H 11/25	UMKC.....W	91	76
A 11/27	Miami (Ohio).....L	71	91
A 11/29	Michigan State.....L	69	80

Ameritas Classic*

H 12/1	Harvard*.....W	117	79
H 12/2	Pepperdine*.....W	104	100
A 12/5	Northern Illinois.....L	56	65
H 12/9	Texas Tech.....W	76	69
H 12/11	Idaho.....L	72	79
A 12/14	Creighton.....L	83	86
H 12/30	Wagner.....W	88	67
H 1/6	Sam Houston State.....W	99	91
H 1/8	Kansas (1).....L	93	98
H 1/13	Missouri (5).....L	95	111
H 1/16	Chicago State.....W	92	57
A 1/20	Oklahoma State.....L	71	84
A 1/22	Wyoming.....L	65	95
H 1/27	Iowa State.....L	83	91
A 1/31	Oklahoma (9).....L	64	105
H 2/3	Kansas State.....W	74	71
A 2/7	Colorado.....W	91	82
A 2/10	Missouri (1).....L	85	107
H 2/14	Oklahoma State.....L	84	103
A 2/17	Kansas (1).....L	67	94
H 2/21	Oklahoma (10).....L	66	88
A 2/24	Iowa State.....L	85	101
H 2/28	Colorado.....W	96	82
A 3/3	Kansas State.....L	57	80

Big Eight Tournament^

N 3/9	Oklahoma (1).....L	65	78
-------	--------------------	----	----

^Kansas City, Mo.

Season Notes: NU's top scorer the previous year, Beau Reid sustained a preseason knee injury that limited him for much of the season...Rich King, Clifford Scales, Carl Hayes earned honorable-mention All-Big Eight honors...King set the school career blocks record at 115.

1990-91

Overall Record: 26-8 Conference: 9-5 in Big Eight (3rd)

Home: 14-1 (6-1) Away: 12-7 (3-4)

Coach: Danny Nee

San Juan Shootout*

N	11/23	Saint Louis*	W	107	79
N	11/24	Illinois*	W	100	73
N	11/25	Murray State*	L	79	81
H	11/28	Michigan State (5)	W	71	69
A	12/3	Eastern Illinois	W	94	64
H	12/6	Creighton	W	97	63
H	12/8	Toledo	W	105	68
A	12/11	Wisconsin	W	75	63

Ameritas Classic**

H	12/14	Tennessee Tech**	W	113	92
H	12/15	Bowling Green**	W	99	85
H	12/22	22/Miami (Ohio)	W	88	73
H	12/28	22/Idaho	W	85	65
A	12/30	22/The Citadel	W	94	80
A	1/2	19/UW-Green Bay	W	70	63
A	1/5	19/Kansas State	W	74	69
A	1/9	18/UMKC	W	97	78
H	1/12	18/Iowa State	W	97	87
A	1/22	14/Colorado	L	69	86
A	1/26	14/Oklahoma (13)	W	111	99
H	1/30	11/Missouri	W	89	75
H	2/2	11/Oklahoma State	L	68	81
A	2/5	15/Kansas (18)	L	77	85
H	2/9	15/Colorado	W	86	72
A	2/13	17/Iowa State	W	65	57
H	2/16	17/Oklahoma	W	105	93
H	2/18	17/Northern Illinois	W	82	73
A	2/20	14/Missouri	L	71	91
H	2/23	14/Kansas State	W	85	78
A	2/27	15/Oklahoma State (12)	L	69	80
H	3/3	15/Kansas (10)	W	85	75

Big Eight Tournament^

N	3/8	13/Oklahoma (OT)	W	117	113
N	3/9	13/Kansas (12)	W	87	83
N	3/10	13/Missouri	L	82	90

NCAA Tournament***

N	3/14	11/Xavier	L	84	89
---	------	-----------	---	----	----

*San Juan, Puerto Rico; **Minneapolis, Minn.;

^Kansas City, Mo.

Season Notes: After three straight seventh-place Big Eight finishes, Nebraska won a school-record 26 games (against eight losses) and made school's second-ever NCAA Tournament appearance...Huskers held a national ranking for a school-record 14 straight weeks, finished with highest rankings ever of No. 9 by UPI and No. 11 by AP...NU finished third in Big Eight race after being tabbed for eighth in preseason poll of league media and made its first-ever appearance in the league's postseason tournament title game...Cornhuskers had school-record tying 14-game win string from late November through late January... Rich King was second-team All-Big Eight pick, finished career with fourth-highest point total in school history (1,475) and would go on to become NU's first-ever NBA first-round draft pick (14th pick, Seattle SuperSonics).

1991-92

Overall Record: 19-10 Conference: 7-7 in Big Eight (5th)

Home: 14-2 (5-2) Away: 5-8 (2-5)

Coach: Danny Nee

H	11/23	Sam Houston State	W	91	42
H	11/25	Southern California	W	93	84
A	11/30	Southern Utah	W	106	101
H	12/2	The Citadel	W	84	61
A	12/4	Michigan State (22)	L	78	101
A	12/7	Creighton	W	90	85
H	12/11	Wisconsin	W	86	67

Ameritas Classic*

H	12/20	Texas A&M*	W	91	68
H	12/21	Eastern Washington*	W	102	67
H	12/30	UW-Green Bay	W	76	68
A	1/2	Toledo	W	57	52
H	1/4	Eastern Illinois	W	81	68
A	1/11	Colorado	W	84	74
H	1/18	Missouri (13)	L	73	83
H	1/20	UMKC	W	74	71
A	1/25	Kansas (5)	L	78	103
H	1/28	Oklahoma (18)	L	76	79
H	2/1	Iowa State	W	68	63

H	2/5	Oklahoma State (2)	W	85	69
A	2/8	Kansas State	L	66	70
A	2/17	Missouri (9)	L	61	87
H	2/19	Kansas (OT, 3)	W	81	79
A	2/22	Iowa State (23)	W	80	70
A	2/26	25/Oklahoma St. (14)	L	51	72
H	2/29	25/Colorado	W	84	70
H	3/4	Kansas State	W	91	62
A	3/7	Oklahoma	L	97	106

Big Eight Tournament^

N	3/13	Oklahoma (24)	L	85	107
---	------	---------------	---	----	-----

NCAA Tournament

N	3/19	Connecticut**	L	65	86
---	------	---------------	---	----	----

**Cincinnati, Ohio; ^Kansas City, Mo.

Season Notes: Nebraska made back-to-back NCAA Tournament appearances for the first time ever...picked to finish sixth in a preseason poll of Big Eight media, the Huskers were fifth at 7-7...Huskers' appearance at No. 25 in the Feb. 24 AP poll marked first time NU had been rated in consecutive years...eight of 10 losses were to nationally ranked opponents and all 10 were to postseason tournament teams...two biggest wins of the season came in February, an 86-65 decision over 20-0 and No. 2 Oklahoma State and an 81-79 overtime victory over No. 3 Kansas two weeks later...Jamar Johnson was second-team All-Big Eight pick...Derrick Chandler broke NU single-season record for blocked shots and finished year with second-highest one-year total in Big Eight history (91).

1992-93

Overall Record: 20-11 Conference: 8-6 in Big Eight (1-2nd)

Home: 14-2 (5-2) Away: 6-9 (3-4)

Coach: Danny Nee

Ameritas Classic*

H	12/4	25/Colgate*	W	108	76
H	12/5	25/Kent State*	W	85	61
H	12/7	25/The Citadel	W	86	46
H	12/10	25/Creighton	W	100	83
A	12/12	25/Wichita State	W	71	64
H	12/19	20/Appalachian St.	W	93	83
H	12/21	17/Texas-Arlington	W	116	95
A	12/23	17/Southern California	L	64	74

Rainbow Classic**

N	12/28	20/Michigan** (6)	L	73	88
N	12/29	20/Southwestern La.**	L	80	109



The tallest player in school history at 7-2, Rich King was a first-round draft pick of the Seattle SuperSonics.

N	12/30	20/Fordham**	W	79	55
H	1/2	20/Eastern Illinois	W	70	54
H	1/5	Southern Utah	W	100	85
A	1/9	UMKC	W	66	65
A	1/14	Oklahoma (10)	L	89	102
A	1/16	Oklahoma State	L	73	78
H	1/20	Sacramento State	W	86	70
H	1/23	Kansas State	L	64	66
A	1/25	Colorado	W	82	67
H	1/30	Missouri (OT)	W	88	87
A	2/3	Iowa State	L	69	96
H	2/7	Kansas (3)	W	68	64
A	2/13	Kansas State (23)	W	80	59
H	2/15	Oklahoma State	L	63	73
A	2/21	Missouri	W	76	75
H	2/24	Colorado	W	76	67
H	2/27	Iowa State	W	91	87
A	3/3	Kansas (8)	L	83	94
H	3/7	Oklahoma	W	94	83

Big Eight Tournament^

N	3/12	Kansas State	L	45	47
---	------	--------------	---	----	----

NCAA Tournament

N	3/19	New Mexico State*** (24)	L	79	93
---	------	--------------------------	---	----	----

Honolulu, Hawaii; *Syracuse, N.Y.; ^Kansas City, Mo.

Season Notes: For third straight season, Nebraska earns an NCAA Tournament invite...second time in three seasons that Cornhuskers win 20 games...Nee becomes first person in NU history to coach three 20-game winners...Eric Piatkowski earned first-team All-Big Eight honors, the first Husker honored since Dave Hoppen earned the last of three straight awards in 1985-86...Piatkowski became 16th player in school history to reach the 1,000-point plateau...Nebraska began year ranked 25th in AP poll, was ranked in six of first seven polls before falling out...Huskers' 21-point win at Manhattan, Kan., was their largest on the road in conference play since the 1931-32 season.

1993-94

Overall Record: 20-10 Conference: 7-7 in Big Eight (4th)

Home: 13-3 (5-2) Away: 7-7 (2-5)

Coach: Danny Nee

H	11/27	Texas-San Antonio	W	96	85
H	11/28	Texas	L	75	78
A	12/1	Appalachian State	L	82	91

Ameritas Classic*

H	12/3	Ohio*	W	94	68
H	12/4	Portland*	W	111	85
A	12/9	Creighton	W	67	53
H	12/11	Wichita State	W	94	72
A	12/18	Michigan State	W	85	81
H	12/20	Florida A&M	W	86	61
H	12/31	Northern Iowa	W	70	63
A	1/3	Iowa State	W	78	72
H	1/5	Southern Utah	W	89	85
H	1/8	Colorado	W	106	67
H	1/15	UMKC	W	92	71
A	1/19	Colorado	L	81	86
H	1/24	Missouri (24)	L	73	89
H	1/29	Oklahoma	L	76	79
A	2/6	Kansas (3)	L	87	94
A	2/9	Kansas State	W	76	68
H	2/12	Iowa State	W	102	96
A	2/14	Oklahoma (OT)	L	111	115
A	2/19	Oklahoma State	L	80	98
H	2/23	Kansas (10)	W	96	87
H	2/26	Kansas State	W	86	77
H	3/2	Oklahoma State (21)	W	89	81
A	3/5	Missouri (6)	L	78	80

Big Eight Tournament^

N	3/11	Oklahoma	W	105	88
---	------	----------	---	-----	----

N	3/12	Missouri (3)	W	98	91
---	------	--------------	---	----	----

N	3/13	Oklahoma State (23)	W	77	68
---	------	---------------------	---	----	----

NCAA Tournament

N	3/17	22/Pennsylvania**	L	80	90
---	------	-------------------	---	----	----

**Long Island, N.Y.; ^Kansas City, Mo.

Season Notes: For first time in school history, NU recorded back-to-back 20-win seasons, as Huskers finished 20-10 overall en route to a fourth straight NCAA Tournament appearance...after 1-2 start, NU ran off 11-straight wins, a streak highlighted by road wins at Michigan State and Iowa State (snapped Cyclones' 22-game homecourt win streak)...Huskers were 4-6 in Big Eight with four games to play, but rallied to win three of their last four, then went on to capture first-ever Phillips 66 Big Eight Tournament title...Eric Piatkowski earned first-team All-Big Eight honors for second straight season, averaged 21.5 points and

finished his career as No. 2 scorer in school history with 1,817 points... Bruce Chubick earned first-team Phillips 66 Academic All-Big Eight honors for third straight season... NU was ranked 22nd in final AP poll, marking fourth straight season it appeared in the rankings, and only third time in school history it had been ranked in season-ending poll.

1994-95

Overall Record: 18-14 Conference: 4-10 in Big Eight (7th)

Home: 11-6 (2-5) Away: 7-8 (2-5)

Coach: Danny Nee

San Juan Shootout^A

N	11/25	Northeast Louisiana ^A	W	99	77
N	11/26	Virginia Tech ^A	L	81	87
N	11/27	Coll. of Charleston ^A	W	74	72

Ameritas Classic*

H	12/2	Morehead State*.....	W	96	55
H	12/3	Idaho State*.....	W	98	72
H	12/7	Creighton.....	W	85	57
H	12/10	Michigan St. (15, OT).....	W	96	91
H	12/17	Western Illinois.....	W	69	62
H	12/21	Northeastern Illinois.....	W	101	60
A	12/22	Northern Iowa (OT).....	W	95	88
H	12/29	23/Delaware State.....	W	94	52
H	12/31	23/Appalachian St.....	W	108	71

Far West Classic%

N	12/29	Oregon%.....	W	99	76
N	12/30	Mississippi State% (17).....	L	66	69

Long Beach State.....

1/9 Long Beach State.....

1/12 Kansas State.....

1/18 UMKC.....

1/23 Kansas (7).....

1/28 Oklahoma (25).....

2/1 Oklahoma State.....

2/5 Oklahoma (24).....

2/8 Colorado.....

2/11 Iowa State (19, OT).....

2/14 Kansas (3).....

2/18 Oklahoma State (22).....

2/22 Missouri (14).....

2/25 Colorado.....

3/1 Kansas State.....

3/5 Iowa State (24).....

Big Eight Tournament%

3/10 Oklahoma State (19).....

National Invitation Tournament

3/16 Georgia.....

3/21 Penn State.....

^ASan Juan Shootout, San Juan, P.R.; %Kansas City, Mo.

Season Notes: Nebraska reached the second round of the NIT in its fifth straight postseason appearance... Huskers climbed as high as 18th (CNN/

USA Today) and 19th (AP) in the national polls... Jaron Boone earned second-team All-Big Eight honors and set then-single-season school records for 3-point field goals and 3-point attempts... Erick Strickland, a Big Eight All-Defensive team member, established then-school record for steals in a season (89)... Nebraska won 18 games for only the 15th time and the sixth time under Danny Nee.

1995-96

Overall Record: 21-14 Conference: 4-10 in Big Eight (7th)

Home: 11-5 (3-4) Away: 10-9 (1-6)

Coach: Danny Nee

Big Island Invitational^A

N	11/24	Toledo ^A	W	72	59
N	11/25	Oregon ^A (OT).....	W	114	106
N	11/26	Minnesota ^A	W	96	85

Ameritas Classic*

H	12/1	Georgia Southern*.....	W	82	59
H	12/2	Grambling State*.....	W	96	80
A	12/6	Creighton.....	W	88	67
A	12/9	Minnesota.....	L	80	91
H	12/16	Northern Iowa.....	L	104	109
H	12/18	Northeast Illinois.....	W	94	76
H	12/20	Delaware State.....	W	88	41

Far West Classic%

12/29 Oregon%.....

12/30 Mississippi State% (17).....

1/3 Texas (23).....

1/6 Long Beach State.....

1/10 Colorado.....

1/13 Oklahoma (3OT).....

1/17 UMKC.....

1/20 Oklahoma State.....

1/24 Missouri.....

1/28 Kansas (3).....

1/31 Kansas State.....

2/3 Iowa State.....

2/7 Missouri.....

2/10 Iowa State (21).....

2/17 Oklahoma State.....

2/19 Kansas (5).....

2/25 Oklahoma (OT).....

2/28 Colorado.....

3/3 Kansas State.....

Big Eight Tournament^A

3/8 Iowa State (23).....

National Invitation Tournament

3/14 Colorado State.....

3/19 Washington State.....

3/22 Fresno State.....

NY 3/26 Tulane#.....

NY 3/28 St. Joseph's#.....

^AHilo, Hawaii; * Lincoln, Neb. % Far West Classic, Portland, Ore.;

^AKansas City, Mo.

Season Notes: The Huskers captured the NIT title, Nebraska's first national tournament title of any kind... 1995-96 marked the end of NU's five-year stretch being ranked in the national polls at least one week during the season... Erick Strickland earned second-team All-Big Eight honors, was named to the Big Eight All-Defensive team and was the NIT Most Valuable Player... Tyrone Lue was a first-team Big Eight All-Freshman selection and was named to the NIT All-Star team.

1996-97

Overall Record: 18-15 Conference: 7-9 in Big 12 (7th)

Home: 13-3 (6-2) Away: 5-12 (1-7)

Coach: Danny Nee

11/23 Texas (17) (OT).....

11/26 Weber State.....

11/30 Oregon State.....

12/3 Texas-San Antonio.....

Ameritas Classic*

12/6 Coppin State*.....

12/7 Bowling Green*.....

12/11 UMKC.....

12/21 Minnesota (16).....

Puerto Rico Holiday Classic@

12/30 Old Dominion@.....

12/31 Cincinnati (6)@.....

1/1 Bowling Green @.....

1/4 Colorado.....

1/8 Creighton.....

1/11 Texas A&M.....

1/15 Kansas State (OT).....

1/18 Missouri.....

1/22 Missouri.....

1/25 Oklahoma.....

1/29 Iowa State (11).....

2/1 Kansas (1) (OT).....

2/5 Colorado (15).....

2/8 & Texas Tech (23).....

2/10 Kansas State.....

2/13 Northern Iowa.....

2/16 Texas.....

2/19 Baylor.....

2/22 Iowa State (7) (OT).....

2/26 Oklahoma State.....

3/2 Kansas (1).....

Phillips 66 Big 12 Tournament^A

3/6 Missouri#.....

National Invitation Tournament

3/12 Washington.....

3/18 Nevada.....

3/21 Connecticut.....

* Ameritas Classic, Lincoln, Neb.; @ Puerto Rico Holiday Classic, Bayamon, P.R.; ^AKansas City, Mo.; & Texas Tech later forfeited game

Season Notes: Nebraska won 18 or more games for the seventh straight year and reached postseason play for the seventh straight year... the Huskers defeated a ranked team for the seventh straight season with wins over Colorado and Iowa State... NU appeared in the NIT for the third consecutive season... Mikki Moore became NU's all-time blocked shot leader... Tyrone Lue earned second-team All-Big 12 honors... Cookie Belcher was a first-team All-Big 12 Rookie selection... NU was 13-3 at home, losing only to Kansas, Iowa State and Minnesota, three teams that advanced to the NCAA Sweet 16.

1997-98

Overall Record: 20-12 Conference: 10-6 in Big 12 (4th)

Home: 13-2 (6-2) Away: 7-10 (4-4)

Coach: Danny Nee

11/16 UNC Greensboro.....

11/19 Western Illinois.....

11/22 New Orleans.....

11/25 Colorado State.....

11/29 Texas-San Antonio.....

12/1 Tulsa.....

Ameritas Classic*

12/5 UNC Wilmington*.....

12/6 Grambling State*.....

12/10 Creighton.....

12/13 Minnesota.....

Rainbow Classic@

12/27 Virginia@.....



The Huskers earned four straight NCAA Tournament bids between 1991 and 1994. Nebraska earned the league's automatic berth in 1993-94 as it captured the school's first Big Eight Tournament title.

A	12/29	Hawaii@	L	62	87
N	12/30	Vanderbilt@	L	69	80
A	1/3	Kansas (2)	L	76	96
A	1/7	Oklahoma State	W	67	62
H	1/11	Colorado	W	87	72
H	1/18	Oklahoma	W	53	43
A	1/21	Texas	L	91	105
H	1/24	Iowa State	W	63	49
A	1/28	Kansas State	L	49	72
H	2/1	Kansas (5)	L	71	82
A	2/4	Missouri (OT)	L	76	81
H	2/7	Kansas State	L	63	69
A	2/11	Texas A&M	W	75	58
H	2/14	Baylor	W	66	55
H	2/18	Missouri (OT)	W	67	66
A	2/21	Colorado	W	79	71
H	2/25	Texas Tech	W	82	65
A	2/28	Iowa State	W	70	62

Phillips 66 Big 12 Tournament ^A					
N	3/6	Baylor	W	65	46
N	3/7	Kansas (4)	L	59	91

NCAA Tournament

N 3/12 Arkansas (17)%..... L 65 74
 * Ameritas Classic, Lincoln, Neb.; @ Rainbow Classic, Honolulu, Hawaii; % NCAA Tournament, Boise, Idaho; ^ Kansas City, Mo.

Season Notes: Nebraska's school record of consecutive postseason appearances reached eight seasons...Nebraska won 20 games for the fifth time in eight seasons and the sixth time under Danny Nee...NU made its first NCAA Tournament appearance since 1994, but failed to pick up its first NCAA win...Nebraska posted seven consecutive wins against league foes for the first time in 20 seasons...NU's 10-6 league record was its best since a 9-5 Big Eight mark in 1990-91...Tyronn Lue was a first-team All-Big 12 choice and became NU's 19th, 1,000-point scorer and was a first-round NBA draft choice...Venson Hamilton broke the single-season rebounding record.

1998-99

Overall Record: 20-13 Conference: 10-6 in Big 12 (t-5th)

Home: 12-4 (6-2) Away: 8-9 (4-4)

Coach: Danny Nee

H	11/14	UNC Greensboro	W	79	59
N	11/19	Villanova*	L	60	75
N	11/21	Washington State*	W	95	84
N	11/22	Wisconsin*	L	41	78
H	11/28	North Carolina A&T	W	65	47
H	12/1	Tulsa	L	49	52

Ameritas Classic**					
H	12/4	SW Texas State**	W	63	54
H	12/5	Colgate**	W	60	48
H	12/9	Creighton	W	76	60
A	12/12	Colorado State	L	49	75
H	12/19	Minnesota (17)	L	51	55
A	12/27	San Francisco	W	62	52
A	12/30	UMKC	W	81	65
A	1/2	Missouri	L	57	80
H	1/10	Texas	L	76	89
H	1/13	Kansas State	W	70	61
A	1/16	Baylor	W	68	55
A	1/20	Oklahoma (25)	W	96	81
H	1/23	Colorado	W	72	55
H	1/27	Kansas (20)	W	84	69
A	1/30	Iowa State	L	47	52
A	2/3	Colorado	W	57	52
H	2/6	Missouri (24)	W	69	61
A	2/10	Kansas (24)	W	64	59
H	2/13	Iowa State	W	59	57
H	2/17	Oklahoma State	L	48	60
A	2/20	Texas Tech	L	68	73
A	2/24	Kansas State	L	45	62
H	2/27	Texas A&M	W	87	68

Phillips 66 Big 12 Tournament ^A					
N	3/4	Texas Tech	W	69	50
N	3/5	Kansas	L	53	77

National Invitation Tournament					
H	3/10	UNLV	W	68	55
A	3/15	TCU	L	89	101

* Top of the World Classic, Fairbanks, Alaska;

** Lincoln, Neb. ^ Kansas City, Mo.

Season Notes: Nebraska's school record of consecutive postseason appearances reached nine seasons...Nebraska won 20 games for the sixth time in nine seasons, the seventh time under Danny Nee...senior center Venson Hamilton was named first-team All-Big 12, the

Big 12 Player of the Year and an honorable-mention All-American... Hamilton also became NU's all-time leader in rebounding, blocked shots and games played and joined NU's 1,000-point club...junior guard Cookie Belcher broke the NU single-game, season and career steals record and was a third-team All-Big 12 pick...NU swept Kansas for the first time since 1983 and also won at Lawrence for the first time since the same season...NU won 10 conference games for the second straight season and posted four straight wins against nationally ranked opponents for the first time ever.

1999-2000

Overall Record: 11-19 Conference: 4-12 in Big 12 (t-8th)

Home: 10-6 (4-4) Away: 1-13 (0-8)

Coach: Danny Nee

H	11/23	Eastern Illinois (20T)	W	81	78
Hoop and Quill Classic*					
N	11/26	Southern Mississippi*	L	48	75
N	11/27	Northwestern*	W	61	52
N	11/28	Rutgers*	L	62	81

Ameritas Classic**					
H	12/3	Western Carolina**	L	72	74
H	12/4	Monmouth**	W	63	47
A	12/9	Creighton	L	72	89
H	12/11	Pittsburgh	W	69	57
N	12/18	Arizona (4)***	L	59	80
H	12/20	San Francisco	L	60	64
H	12/22	Oral Roberts	W	80	65
H	12/31	Minnesota	W	90	78
H	1/4	Pacific	W	92	68
A	1/8	Kansas State	L	79	97
H	1/12	Iowa State	L	65	66
A	1/15	Kansas (8)	L	82	97
H	1/19	Texas Tech	W	70	67
H	1/22	Baylor	W	69	55
A	1/25	Texas (17)	L	55	82
H	1/29	Kansas State	W	81	72
H	2/5	Missouri	L	78	84
A	2/8	Colorado	L	58	70
A	2/12	Iowa State (17)	L	65	87
H	2/14	Oklahoma (20)	L	54	62
A	2/19	Oklahoma State (8)	L	55	94
H	2/23	Kansas (23)	L	58	83
H	2/26	Colorado	W	69	64
A	3/1	Missouri	L	72	86
A	3/4	Texas A&M (OT)	L	76	83

Phillips 66 Big 12 Tournament ^A					
N	3/9	Baylor	L	55	63

* Hoop and Quill Classic, St. Charles, Mo.; ** Lincoln, Neb.; *** Las Vegas Showdown, Las Vegas, Nev. ^ Kansas City, Mo.

Season Notes: Danny Nee established a new school record for coaching victories with 254...NU tied the school record for losses with 19 and did not win a game on an opponent's home court for the first time since 1960...Kimani Ffriend earned second-team All-Big 12 honors, and Larry Florence and Steffon Bradford were honorable-mention picks.

2000-01

Overall Record: 14-16 Conference: 7-9 in Big 12 (7th)

Home: 8-6 (5-3) Away: 6-10 (2-6)

Coach: Barry Collier

A	11/18	Oral Roberts	L	83	87
H	11/21	Eastern Illinois	W	85	71
H	11/27	Winthrop	W	65	44
A	12/2	Pittsburgh	L	51	52

Husker Classic#					
H	12/8	UMKC#	L	71	82
H	12/9	Alaska-Fairbanks#	W	84	55

FedEx Orange Bowl Classic%

N	12/16	Miami%	W	72	64
San Juan Shootout ^A					
N	12/20	Iona ^A	W	81	80
N	12/21	Kent State ^A	W	69	68
N	12/22	Southern Methodist ^A	W	72	70

A	12/28	Minnesota (OT)	L	70	74
H	12/30	Murray State	L	71	79
H	1/2	Creighton	L	51	62
A	1/6	Missouri	L	66	68
H	1/13	Texas (22)	W	80	67
A	1/17	Kansas (5)	L	62	84
H	1/20	Iowa State (23)	L	59	60
H	1/24	Missouri	W	85	79
A	1/27	Oklahoma (24)	L	66	77
A	1/30	Kansas State	W	63	61

H	2/3	Colorado	L	57	60
H	2/7	Oklahoma State (OT)	W	78	75
A	2/10	Baylor	L	58	69
H	2/14	Kansas State	W	82	56
A	2/17	Colorado (OT)	W	87	82
A	2/21	Texas Tech	L	64	65
H	2/25	Kansas (10)	L	74	78
H	2/28	Texas A&M	W	97	69
A	3/3	Iowa State (8)	L	73	86

Phillips 66 Big 12 Tournament*

N	3/8	Kansas State	L	58	62
---	-----	--------------	---	----	----

#-Lincoln, Neb.; %-Miami, Fla.; ^-Carolina, P.R.

*Kansas City, Mo.

Season Notes: Barry Collier became the 25th head coach in school history when he took over the program...senior Cookie Belcher set the Big 12 record and finished third in NCAA history with 353 steals...Nebraska recorded a five-game winning streak in mid-December, while winning the San Juan Shootout title...Belcher ended his illustrious career by earning second-team All-Big 12 honors...Kimani Ffriend and Steffon Bradford were tabbed honorable-mention all-conference.

2001-02

Overall Record: 13-15 Conference: 6-10 in Big 12 (t-7th)

Home: 12-4 (5-3) Away: 1-11 (1-7)

Coach: Barry Collier

H	11/20	North Carolina A&T	W	69	57
H	11/24	Winthrop	W	73	65
H	11/28	Texas-San Antonio	W	81	63
H	12/2	Wofford	W	65	46
H	12/5	Western Illinois	W	72	53
H	12/8	Oral Roberts	W	61	55
A	12/12	Creighton	L	70	76
H	12/15	Sam Houston State	L	70	74
A	12/22	Minnesota	L	72	81
A	12/29	Pacific	L	52	75
H	1/2	Savannah State	W	66	47
A	1/5	Missouri (17)	L	53	60
A	1/9	Kansas (1)	L	57	96
H	1/12	Colorado	W	75	67
H	1/16	Oklahoma (5)	L	51	78
A	1/19	Texas	L	66	77
A	1/23	Oklahoma State (11)	L	63	70
H	1/26	Iowa State (OT)	W	86	84
H	1/30	Texas Tech (20)	W	80	69
A	2/5	Colorado	L	61	84
H	2/9	Kansas State	W	99	82
H	2/13	Missouri	L	71	87
A	2/16	Iowa State	L	79	85
A	2/20	Texas A&M	W	82	72
H	2/24	Kansas (1)	L	87	88
H	2/27	Baylor	W	75	55
A	3/2	Kansas State	L	58	67

Phillips 66 Big 12 Tournament ^A					
N	3/7	Colorado	L	60	67

^AKansas City, Mo.

Season Notes: Senior Cary Cochran set Nebraska career, season and single-game records for 3-pointers, and finished third in Big 12 history with 268...Cochran led the nation in free-throw percentage and finished second in NU single-season history...NU recorded six straight victories to open the season, and finished with a 12-4 mark at the Devaney Center...Cochran and senior John Robinson II were selected honorable-mention All-Big 12 (coaches)...Cochran and Brian Conklin were named to the academic All-Big 12 first-team, and Cochran was selected to the Verizon Academic All-District first-team.

2002-03

Overall Record: 11-19 Conference: 3-13 in Big 12 (12th)

Home: 9-6 (3-5) Away: 2-13 (0-8)

Coach: Barry Collier

Top of the World Classic!					
N	11/21	Centenary!	W	68	45
N	11/23	Alaska-Fairbanks!	L	61	64
N	11/24	Ball State!	L	65	73
H	12/1	Texas-San Antonio	W	69	53
A	12/5	South Florida	L	60	65
H	12/8	Minnesota (20)	W	80	60
H	12/14	IPFW	W	63	46
H	12/21	Creighton (20)	L	73	81

ASU Hoops Classic#					
N	12/27	UC Santa Barbara#	W	60	57
A	12/28	Arizona State#	L	63	75

H	12/31	Eastern Washington.....	W	63	60
H	1/4	Denver (OT).....	W	79	75
H	1/7	Lipscomb.....	W	70	60
A	1/11	Kansas (14).....	L	59	92
H	1/15	Texas A&M.....	L	52	53
H	1/18	Colorado (OT).....	W	80	77
A	1/22	Kansas State.....	L	53	77
A	1/25	Iowa State.....	L	61	71
H	1/29	Missouri (25).....	L	56	63
H	2/1	Kansas (12).....	L	51	81
A	2/5	Texas Tech.....	L	49	75
H	2/12	Oklahoma State (13).....	L	70	77
H	2/15	Texas (6).....	L	63	75
A	2/18	Missouri.....	L	50	67
A	2/22	Baylor.....	L	64	78
H	2/25	Kansas State.....	W	68	61
H	3/1	Iowa State.....	W	69	61
A	3/4	Oklahoma (5).....	L	51	76
A	3/8	Colorado.....	L	69	84

Phillips 66 Big 12 Tournament@

N	3/13	Missouri.....	L	61	70
---	------	---------------	---	----	----

!Fairbanks, Alaska; #Tempe, Ariz.; @Dallas, Texas

Season Notes: Nebraska finished the year 9-6 at the Devaney Center, its 27th straight home winning season, but lost a school-record tying 19 games on the year...Andrew Drevo and Nate Johnson earned honorable-mention All-Big 12 honors by AP and the league's head coaches, respectively...John Turek was named academic All-Big 12.

2003-04

Overall Record: 18-13 Conference: 6-10 in Big 12 (t-9th)

Home: 15-3 (5-3) Away: 3-10 (1-7)

Coach: Barry Collier

H	11/22	Fairleigh Dickinson.....	W	80	64
H	11/29	Eastern Michigan.....	W	67	59
H	12/3	Arizona State.....	W	66	60
H	12/6	South Florida.....	W	75	52
H	12/8	Delaware State.....	W	68	39
A	12/10	Creighton.....	L	54	61
H	12/13	Tennessee.....	W	77	62
H	12/20	Bethune-Cookman.....	W	70	26
H	12/22	Lipscomb.....	W	75	52
A	12/29	Minnesota.....	W	77	60
H	1/6	St. Francis (Pa.).....	W	93	49
A	1/10	Iowa State.....	L	74	89
H	1/14	Colorado.....	L	60	68
A	1/17	Texas (18).....	L	61	63
H	1/21	Baylor.....	W	76	47
A	1/24	Missouri.....	L	51	72
H	2/1	Oklahoma (25).....	L	50	52
A	2/4	Kansas State.....	L	61	78
H	2/7	Missouri.....	W	78	62
A	2/11	Texas A&M.....	W	83	77
H	2/15	Kansas (12).....	W	74	55
H	2/18	Kansas State.....	L	58	63
A	2/21	Oklahoma St. (7, OT).....	L	83	87
H	2/24	Texas Tech (25).....	W	72	44
H	2/28	Iowa State.....	W	68	65
A	3/3	Kansas (21).....	L	67	78
A	3/6	Colorado.....	L	75	78

Phillips 66 Big 12 Tournament&

N	3/11	Oklahoma.....	L	59	63
---	------	---------------	---	----	----

National Invitation Tournament

A	3/16	Creighton.....	W	71	70
H	3/19	Niagara.....	W	78	70
A	3/22	Hawaii.....	L	83	84

&Dallas, Texas

Season Notes: Nebraska picked up its first postseason berth in five years and first under Coach Barry Collier...the Huskers went 2-1 in the NIT...Nebraska finished with a 15-3 record at home, tying for the second-most home wins in Devaney Center history...Nate Johnson led the team in scoring (13.0) while picking up honorable-mention all-conference honors...Johnson finished as the second-highest scoring transfer in school history, only behind teammate Andrew Drevo... Brian Conklin set a Big 12 and school record by hitting 55.9 percent from 3-point range...The Huskers set the Big 12 mark for fewest points allowed in a contest (26) and in a half (12) against Bethune-Cookman.

2004-05

Overall Record: 14-14 Conference: 7-9 in Big 12 (t-8th)

Home: 10-6 (4-4) Away: 4-8 (3-5)

Coach: Barry Collier

H	11/23	Arkansas-Pine Bluff.....	W	97	40
H	11/27	Texas Southern.....	W	78	58
A	12/2	UAB.....	L	66	80
H	12/6	Morgan State.....	W	64	34
H	12/8	Minnesota.....	L	48	57
H	12/11	Creighton.....	L	48	50
H	12/18	North Carolina A&T.....	W	71	49
A	12/21	Marquette.....	L	62	81
A	12/30	Tennessee.....	W	62	61
H	1/2	Montana State.....	W	78	45
H	1/8	Kansas State (2ot).....	W	95	85
A	1/12	Colorado.....	W	68	61
H	1/15	Texas (10).....	L	53	63
A	1/19	Kansas (2).....	L	57	59
A	1/22	Missouri.....	L	70	80
H	1/26	Texas A&M.....	W	77	67
A	1/29	Texas Tech.....	L	68	84
H	2/1	Utah Valley State.....	W	91	57
H	2/5	Kansas (3).....	L	65	78
H	2/8	Iowa State.....	L	60	65
A	2/12	Baylor.....	W	74	63
A	2/16	Oklahoma (21).....	L	60	83
H	2/19	Missouri.....	L	53	56
H	2/22	Oklahoma State (4).....	W	74	67
A	2/27	Iowa State.....	W	76	69
H	3/2	Colorado.....	W	70	55
A	3/5	Kansas State.....	L	53	73

Phillips 66 Big 12 Tournament#

N	3/10	Missouri.....	L	67	70
---	------	---------------	---	----	----

#Kansas City, Mo.

Season Notes: Nebraska won at least 10 home games for the 23rd time in 29 years at the Devaney Center...the Huskers' biggest win of the season came at home against No. 4 Oklahoma State, NU's first win over a top-five program since 1994...freshman guard Joe McCray earned honorable-mention All-Big 12 honors from the coaches and AP after setting the freshman records for scoring average (15.5 ppg) at NU and 3-pointers (80) in the Big 12...freshman center Aleks Maric broke NU freshman record for rebounds (169)...five Huskers earned academic All-Big 12 honors, including Jake Muhleisen who was also named academic all-district.

2005-06

Overall Record: 19-14 Conference: 7-9 in Big 12 (6th)

Home: 14-5 (4-4) Away: 5-9 (3-5)

Coach: Barry Collier

John Thompson Foundation Basketball Challenge^

H	11/18	Longwood^.....	W	80	65
H	11/19	Yale^.....	W	73	64
H	11/20	Louisiana Tech^.....	W	59	56
H	11/27	SE Missouri State.....	W	69	54
H	11/30	Marquette.....	W	84	74
H	12/3	UAB.....	L	72	73
H	12/8	South Dakota State.....	W	76	67
A	12/11	Creighton.....	L	44	70
H	12/17	Chicago State.....	W	76	65
H	12/19	North Carolina A&T.....	W	107	57
H	12/21	Alabama A&M.....	W	67	60

Micro PCS Orange Bowl Classic@

N	12/31	Florida State@.....	L	60	74
H	1/3	Northern Colorado.....	W	60	50
H	1/7	Oklahoma (12).....	W	59	58
A	1/11	Kansas State.....	W	57	42
H	1/17	Iowa State.....	L	75	88
A	1/21	Kansas.....	L	54	96
A	1/25	Colorado.....	L	59	81
H	1/28	Missouri.....	W	65	52
A	1/31	Oklahoma State.....	W	59	57
H	2/4	Baylor.....	W	60	45
H	2/8	Kansas.....	L	48	69
A	2/11	Texas (6).....	L	59	78
A	2/15	Iowa State.....	W	73	63
H	2/18	Texas Tech.....	L	64	70
H	2/22	Colorado.....	W	93	77
A	2/25	Texas A&M.....	L	55	66
H	3/1	Kansas State.....	L	64	66
A	3/5	Missouri.....	L	63	64

Phillips 66 Big 12 Tournament#

N	3/9	Missouri.....	W	71	64
---	-----	---------------	---	----	----

N	3/10	Oklahoma (22).....	W	69	63
N	3/11	Kansas (17).....	L	65	79

National Invitation Tournament

A	3/16	Hofstra.....	L	62	73
---	------	--------------	---	----	----

^Lincoln, Neb.; @Sunrise, Fla.; #Dallas, Texas

Season Notes: Nebraska won 19 games, its most since 1998-99... the Huskers earned their second postseason NIT appearance in three years after a sixth-place finish in the Big 12, their highest placing in eight years...NU reached the semifinals by winning two games at the conference tournament for the first time in the Big 12 era...Nebraska picked up two wins over ranked teams, both against Oklahoma... sophomore Aleks Maric led the Big 12 in double-doubles in league-only games and was third overall in rebounding.

2006-07

Overall Record: 17-14 Conference: 6-10 in Big 12 (t-7th)

Home: 12-4 (4-4) Away: 5-10 (2-6)

Coach: Doc Sadler

H	11/14	Nebraska-Omaha.....	W	76	62
H	11/18	Creighton (20).....	W	73	61
H	11/21	Lubbock Christian.....	W	65	42
H	11/27	Arkansas-Pine Bluff.....	W	71	42
H	11/29	North Texas.....	W	76	57
A	12/2	Rutgers.....	L	73	75

Pape Jam!

N	12/9	Oregon!.....	L	56	68
H	12/17	Alabama A&M.....	W	82	55

Rainbow Classic\$

N	12/20	Wyoming\$.....	W	73	58
A	12/22	Hawaii\$.....	L	72	81
N	12/23	Houston\$.....	W	70	57

Micro PCS Orange Bowl Classic@

N	12/30	Miami@.....	W	82	67
H	1/3	Savannah State.....	W	81	53
H	1/6	Western Kentucky.....	W	82	71
A	1/10	Iowa State.....	L	62	71
A	1/17	Oklahoma.....	L	53	70
H	1/20	Colorado.....	W	71	50
H	1/24	Texas.....	L	61	62
A	1/27	Kansas State.....	L	45	61
H	1/29	Kansas (6).....	L	56	76
A	2/3	Missouri.....	W	66	61
A	2/6	Texas Tech.....	W	61	59
H	2/10	Texas A&M (6).....	L	55	66
H	2/13	Kansas State.....	W	74	63
A	2/17	Kansas (9).....	L	39	92
A	2/21	Baylor.....	L	59	63
H	2/24	Missouri (ot).....	W	82	77
H	2/28	Iowa State.....	L	63	69
A	3/3	Colorado.....	L	69	73
H	3/5	Oklahoma State.....	W	85	73

Phillips 66 Big 12 Tournament^

N	3/8	Oklahoma State.....	L	39	54
---	-----	---------------------	---	----	----

!Portland, Ore.; \$Honolulu, Hawaii;

@Sunrise, Fla.; ^Oklahoma City, Okla.

Season Notes: Doc Sadler became the 26th head coach in program history on Aug. 8, 2006, after former coach Barry Collier left his position in early August to become Athletic Director at his alma mater, Butler University... the Huskers reeled off five straight wins to open the season, including a victory over nationally ranked Creighton, on their way to a 17-14 overall record...Nebraska played only one home game in the month of December while traveling more than 15,000 miles for six games... Nebraska defeated five teams that went on to play in the postseason...Aleks Maric earned second-team All-Big 12 honors from the coaches and Associated Press after averaging 18.5 points and 8.7 rebounds per game, totals that were fourth and second, respectively, in the conference...Maric also earned all-district honors from the coaches and the basketball writer's associations...Paul Velder was named to the academic all-league team.

2007-08

Overall Record: 20-13 Conference: 7-9 in Big 12 (t-7th)

Home: 17-3 (5-3) Away: 3-10 (2-6)

Coach: Doc Sadler

H	11/10	Presbyterian.....	W	67	52
H	11/17	Alabama A&M.....	W	59	45
H	11/20	Norfolk State.....	W	83	48
A	11/24	Creighton.....	L	62	74
H	11/26	IPFW.....	W	79	62
H	12/2	Arizona State.....	W	62	47
A	12/5	Western Kentucky (ot).....	L	62	69
H	12/9	Rutgers.....	W	63	51

H	12/11	Savannah State.....	W	82	37
H	12/15	Oregon& (16, ot).....	W	88	79
H	12/22	North Carolina Central.....	W	71	28
H	12/29	Alcorn State.....	W	77	53
H	1/4	Maryland Eastern Shore.....	W	86	50
H	1/12	Kansas (3).....	L	58	79
A	1/15	Colorado.....	L	51	55
H	1/19	Baylor.....	L	70	72
A	1/26	Kansas (2).....	L	49	84
A	1/30	Missouri.....	W	66	62
H	2/2	Iowa State.....	W	64	56
A	2/6	Kansas State (20).....	L	64	71
H	2/9	Texas Tech.....	W	73	62
H	2/13	Missouri (ot).....	L	78	86
A	2/16	Iowa State.....	L	52	60
H	2/20	Kansas State (24).....	W	71	64
A	2/23	Texas A&M (22).....	W	65	59
H	2/27	Oklahoma.....	W	63	45
A	3/1	Oklahoma State.....	L	63	77
A	3/4	Texas (9).....	L	66	70
H	3/9	Colorado.....	W	68	49
Phillips 66 Big 12 Tournament^					
N	3/13	Missouri.....	W	61	56
N	3/14	Kansas (5).....	L	54	64
National Invitation Tournament					
H	3/19	Charlotte.....	W	67	48
A	3/24	Mississippi (ot).....	L	75	85

& at Qwest Center in Omaha ^Kansas City, Mo.

Season Notes: Nebraska earned just the 12th 20-win season in program history and Coach Doc Sadler tied the record for a Husker mentor with 37 wins in his first two years combined...it was the 14th overall NIT appearance by Nebraska...senior center Aleks Maric who earned first-team All-Big 12 honors from the AP and second-team accolades from the coaches after averaging 15.7 points and 10.2 rebounds per game...Maric also earned first-team all-district honors from the coaches and the basketball writer's associations...Maric was only second player in school history to top 1,000 career rebounds, and tied the school single-season record with 335 boards...Maric was only the third player in the Big 12 era with at least 1,600 points and 1,000 rebounds in a career.

2008-09

Overall Record: 18-13 Conference: 8-8 in Big 12 (8th)
Home: 14-4 (5-3) Away: 4-8 (3-5)

Coach: Doc Sadler

H	11/16	San Jose State.....	W	63	46
A	11/19	TCU.....	W	62	50
H	11/22	Arkansas-Pine Bluff.....	W	67	53
H	11/25	Saint Louis.....	W	71	57
H	11/29	Creighton.....	W	54	52
H	12/3	Alabama State.....	W	80	51
A	12/7	Arizona State (19).....	L	44	64
A	12/13	Oregon State.....	L	63	64
H	12/20	IPFW.....	W	75	48
H	12/23	UMBC.....	L	64	66
H	12/30	South Carolina State.....	W	77	63
H	1/3	Maryland Eastern Shore.....	W	88	56
H	1/5	Florida A&M.....	W	81	56
H	1/10	Missouri.....	W	56	51
A	1/14	Iowa State.....	L	53	65
H	1/17	Kansas State.....	W	73	51
A	1/21	Oklahoma (6).....	L	61	72
H	1/24	Oklahoma State (ot).....	L	74	76
H	1/28	Kansas.....	L	62	68
A	1/31	Texas Tech.....	W	82	69
A	2/4	Colorado.....	W	55	53
H	2/7	Texas (16).....	W	58	55
A	2/14	Missouri (17).....	L	47	70
H	2/18	Colorado.....	W	46	41
A	2/21	Kansas (15).....	L	53	70
H	2/24	Texas A&M.....	L	55	57
A	2/28	Kansas State.....	L	72	77
H	3/4	Iowa State.....	W	77	61
A	3/7	Baylor.....	W	66	62

Phillips 66 Big 12 Tournament^

N	3/11	Baylor.....	L	49	65
National Invitation Tournament					
A	3/17	New Mexico.....	L	71	83

^Oklahoma City, Okla.

Season Notes: Despite fielding the shortest team in Division I in 2008-09, Nebraska finished with its first .500 record in Big 12 play in 10 years, and only the third time in the Big 12 era...with 18 regular-

season wins, the Huskers earned their second straight NIT berth and 22nd postseason berth in school history...coach Doc Sadler set the Nebraska record for most wins in his first three years in Lincoln, posting 55 over three seasons...senior guard Ade Dagunduro was a third-team All-Big 12 selection by the coaches and media, and was selected to the coaches All-Defense Team...the Huskers continued a streak with at least one win over a ranked opponent for the ninth straight season, defeating No. 16 Texas, 58-55, at home.

2009-10

Overall Record: 15-18 Conference: 2-14 in Big 12 (12th)

Home: 12-6 (2-6) Away: 3-12 (0-8)

Coach: Doc Sadler

H	11/14	USC Upstate.....	W	76	49
A	11/18	Saint Louis.....	L	55	69
H	11/21	TCU.....	W	90	77
H	11/24	UMKC.....	W	70	48
A	11/29	USC.....	W	51	48
H	12/2	Texas-Pan American.....	W	81	53
A	12/6	Creighton.....	L	61	67
H	12/10	Chicago State@.....	W	74	39
H	12/12	Oregon State.....	W	50	44
H	12/19	Jackson State@.....	W	57	41
N	12/22	Tulsa\$.....	W	74	70
N	12/23	BYU\$.....	L	66	88
H	12/29	Southern Utah.....	W	94	61
H	1/2	Maryland Eastern Shore.....	W	74	60
H	1/5	Southeastern Louisiana.....	W	77	59
A	1/9	Texas A&M.....	L	53	64
H	1/13	Kansas (3).....	L	72	84
H	1/16	Iowa State.....	L	53	56
A	1/23	Missouri.....	L	53	70
A	1/27	Colorado.....	L	60	72
H	1/30	Oklahoma.....	W	63	46
H	2/2	Kansas State (10).....	L	57	76
A	2/6	Kansas (1).....	L	64	75
H	2/10	Baylor (24).....	L	53	55
A	2/2	Texas (14).....	L	51	91
A	2/17	Kansas State (7).....	L	87	91
H	2/20	Missouri.....	L	59	74
A	2/24	Iowa State.....	L	74	78
H	2/27	Texas Tech (2ot).....	W	83	79
H	3/2	Colorado.....	L	68	81
A	3/6	Oklahoma State.....	L	55	74

Phillips 66 Big 12 Tournament^

N	3/10	Missouri.....	W	75	60
N	3/11	Texas A&M (23).....	L	64	70

@Las Vegas Classic, campus sites

\$Las Vegas Classic, Las Vegas, Nev.; ^Kansas City, Mo.

Season Notes: Nebraska finished 2-14 in conference play, the Huskers' most league losses in school history... despite the league record, NU became just the second No. 12 seed to win a game at the Big 12 Championship... NU played seven games against ranked squads, including a school-record five straight games against top-25 teams... the Huskers set the school record for 3-point percentage, hitting 39.7 percent to rank 15th nationally... senior Ryan Anderson led the Big 12 Conference in 3-point percentage and finished his career as just the third Husker ever with at least 1,000 points, 500 rebounds and 150 3-pointers...center Jorge Brian Diaz set the NU freshman record for blocked shots with 41 on the season, and was the only freshman ranked in the top 15 in the conference.

2010-11

Overall Record: 19-13 Conference: 7-9 in Big 12 (t-7th)

Home: 17-2 (6-2) Away: 2-11 (1-7)

Coach: Doc Sadler

H	11/12	South Dakota.....	W	76	68
H	11/15	Arkansas-Pine Bluff.....	W	83	40
Honda Puerto Rico Tip-Off @					
N	11/18	Vanderbilt @.....	L	49	59
N	11/19	Davidson @.....	L	67	70
N	11/21	Hofstra @.....	W	62	47
H	11/27	USC.....	W	60	58
H	12/1	Jackson State.....	W	76	57
H	12/5	Creighton.....	W	59	54
H	12/8	Alcorn State.....	W	78	57
H	12/11	TCU.....	W	70	56
H	12/18	Eastern Washington.....	W	72	42
H	12/21	Grambling.....	W	79	39
H	1/3	North Dakota.....	W	77	46
H	1/5	Savannah State.....	W	68	48
H	1/8	Iowa State.....	W	63	62

A	1/12	Missouri (15).....	L	69	77
A	1/15	Kansas (3).....	L	60	63
H	1/18	Colorado.....	W	79	67
A	1/22	Texas Tech.....	L	71	72
H	1/29	Texas A&M (13).....	W	57	48
A	2/2	Kansas State.....	L	53	69
H	2/5	Kansas (2).....	L	66	86
A	2/9	Baylor.....	L	70	74
H	2/12	Oklahoma State.....	W	65	54
A	2/16	Oklahoma.....	W	59	58
H	2/19	Texas (3).....	W	70	67
H	2/23	Kansas State.....	L	57	61
A	2/26	Iowa State (ot).....	L	82	83
H	3/1	Missouri (22).....	W	69	58
A	3/5	Colorado.....	L	57	67

Phillips 66 Big 12 Tournament^

A	3/9	Oklahoma State.....	L	52	53
---	-----	---------------------	---	----	----

National Invitation Tournament

A	3/16	Wichita State.....	L	49	76
---	------	--------------------	---	----	----

@San Juan, P.R. ^Kansas City, Mo.

Season Notes: Nebraska reached the postseason for the third time in four years, winning 19 games and reaching the NIT, the school's 23rd postseason appearance in school history...Nebraska enjoyed an 11-game win streak, the program's longest win streak since 1991...senior point guard Lance Jeter earned third-team All-Big 12 honors and became just the third player in Big 12 history to average 10 points, five rebounds and five assists in conference play...Nebraska went 3-3 against ranked teams, as the Huskers' upset of No. 3 Texas was the highest ranked opponent Nebraska has kicked off since 1994...Nebraska's game with North Dakota was moved from Jan. 2 to Jan. 3 because of travel conditions.

2011-12

Overall Record: 12-18 Conference: 4-14 in Big Ten (t-11th)

Home: 9-8 (3-6) Away: 2-11 (1-8)

Coach: Doc Sadler

H	11/11	South Dakota.....	W	65	48
A	11/14	at USC (2ot).....	W	64	61
H	11/20	Rhode Island.....	W	83	63
H	11/23	Oregon.....	L	76	83
H	11/26	South Dakota State.....	W	76	64
H	11/30	Wake Forest.....	L	53	55
A	12/04	at Creighton.....	L	66	76
H	12/07	Florida Gulf Coast.....	W	51	50
A	12/10	at TCU.....	W	69	57
H	12/17	Alcorn State.....	W	60	46
H	12/20	Central Michigan.....	W	72	69
H	12/27	Wisconsin (11).....	L	40	64
H	12/31	Michigan State (16).....	L	55	68
A	1/3	at Ohio State (6).....	L	40	71
A	1/7	at Illinois.....	L	54	59
H	1/11	Penn State.....	W	70	58
A	1/15	at Wisconsin.....	L	45	50
H	1/18	Indiana (11).....	W	70	69
H	1/21	Ohio State (6).....	L	45	79
A	1/26	at Iowa.....	W	79	73
A	2/2	at Northwestern.....	L	74	84
H	2/5	Minnesota.....	L	61	69
H	2/8	Michigan (22).....	L	46	62
A	2/11	at Penn State.....	L	51	67
H	2/18	Illinois.....	W	80	57
A	2/22	at Purdue.....	L	65	83
A	2/25	at Michigan State (6).....	L	34	62
H	2/29	Iowa.....	L	53	62
A	3/3	at Minnesota.....	L	69	81

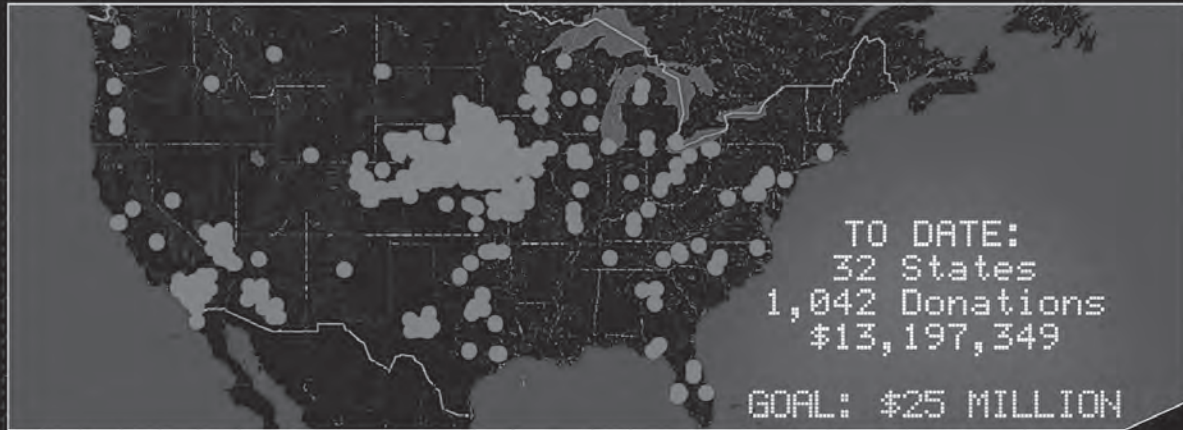
Big Ten Tournament^

A	3/8	vs. Purdue.....	L	61	79
---	-----	-----------------	---	----	----


^Indianapolis, Ind.

Season Notes: Nebraska finished its first season in the Big Ten with a 4-14 conference record to tie for 11th...Nebraska's 14 conference losses tied a program high, although it was the first time in school history that Nebraska played 18 conference games...NU played seven games against ranked teams in 2012, including a win over No. 12 Indiana...team set a school record for free throw percentage and ranked seventh nationally at 76.7 percent, breaking the previous mark of 76.5 percent in 1967-68...Bo Spencer's 15.4 points per game was the most by a Husker guard since the 2004-05 season...Nebraska overcame three double-figure deficits, including a 13-point second-half comeback against Indiana...Nebraska's 34-point home loss to Ohio State was the worst home loss in program history...The 2011-12 season was the final season for Doc Sadler, who compiled a 101-89 record in six seasons, guiding Nebraska to three postseason appearances.

PUT YOURSELF ON THE MAP




Hendricks Training Complex



East Stadium Expansion



Haymarket Park Practice Facility



Devaney Center Renovation

HELP US GAIN THE

ULTIMATE COMPETITIVE ADVANTAGE

LEARN AND DONATE AT EXPANDTHEIREXPERIENCE.COM



MEDIA INFORMATION



ATHLETIC DEPARTMENT DIRECTORY

UNIVERSITY OF NEBRASKA

The University of Nebraska-Lincoln does not discriminate based on gender, age, disability, race, color, religion, marital status, veteran's status, national or ethnic origin or sexual orientation.

ATHLETIC DEPARTMENT MISSION

The mission of the University of Nebraska Athletic Department is to serve our student-athletes, coaches, staff and fans by: Displaying Integrity in every decision and action; Building and maintaining Trust with others; Giving Respect to each person we encounter; Pursuing unity of purpose through Teamwork; Maintaining Loyalty to student-athletes, co-workers, fans and the University of Nebraska.

FACILITY USE RESTRICTIONS

The University of Nebraska-Lincoln has an interest in protecting its facilities, property and reputation associated with its intercollegiate sports. Therefore, no person shall be permitted to access or use the arenas, facilities and other University of Nebraska intercollegiate athletic venues without first securing the permission of the Athletic Director or his/her designee. The only exception is an individual who records an image (e.g. photograph, videotape) for his/her non-commercial personal use. In no case shall any person be permitted to use these venues for the purposes of promoting the sale or manufacture of alcohol or tobacco or the promotion of any venture associated directly or indirectly with legal or illegal gaming or gambling.

NOTICE OF NCAA PROBATION

From 2007 to 2010 the University of Nebraska unintentionally reimbursed student-athletes for recommended textbooks as well as required textbooks through a failure to properly administer and monitor book scholarships. Only reimbursement for required books is permissible under NCAA rules. As a result the NCAA placed the University of Nebraska on two-year probation, beginning in January 2012. The NCAA did not impose additional penalties such as the loss of scholarships, forfeiture of games or a ban on postseason play. Rather, as a condition of probation we will continue to educate student-athletes and staff thoroughly on NCAA bylaws and will notify prospective student-athletes of our probationary status.

ATHLETIC DEPARTMENT FACTS

Location (Population) Lincoln, Neb. (258,379)
 Founded (Enrollment) 1869 (24,207)
 Chancellor Harvey Perlman, J.D.
 Athletic Director Tom Osborne
 Special Asst. to the Chancellor Shawn Eichorst
 Institutional Representative Josephine Potuto, J.D.
 Athletic Department Phone (402) 472-4224
 Ticket Office (402) 472-3111 or (800) 8BIGRED
 Nickname Cornhuskers, Huskers
 Colors Scarlet and Cream
 Conference Big Ten
 First year of basketball 1896-97
 All-time record 1,399-1,251
 NCAA Appearances (last) 6 (1998)
 NIT Appearances (last) 17 (2011)
 Arena (Opened) Bob Devaney Sports Center (1976)
 Capacity 13,595

ATHLETIC ADMINISTRATION

General Office Number (402) 472-3011
 Athletic Director: Tom Osborne
 Special Asst. to the Chancellor Shawn Eichorst
 Executive Associate Athletic Director: Marc Boehm
 Senior Associate A.D. Bob Burton
 Senior Associate A.D./Academics: Dennis Leblanc
 Associate A.D./Athletic Medicine: Lonnie Albers, M.D.
 Associate A.D./Community Relations: Chris Anderson
 Associate A.D./Facilities and Events: Butch Hug
 Associate A.D./Capital Planning and Construction: John Ingram
 Associate A.D./Senior Woman Administrator: Pat Logsdon
 Associate A.D./Huskers Athletic Fund: Paul Meyers
 Associate A.D./Compliance: Jamie Vaughn
 Associate A.D./Diversity & Leadership Initiatives:
 Jamie Williams
 Associate A.D./Life Skills: Keith Zimmer
 Assistant A.D./Football Operations: Jeff Jamrog
 Assistant A.D./Ticketing: Holly Adam
 Assistant A.D./HuskerVision: Shot Kleen
 Assistant A.D./Media Relations: Keith Mann
 Assistant A.D./Marketing, Licensing and Concessions:
 Michael Stephens
 Accounting Manager: Jan Brown
 Director of Information Technology: Dan Floyd
 Executive Director of Video Production: Kirk Hartman
 Associate Director of Academic Programs: Katie Jewell
 Director of Huskers.com Kelly Mosier
 Outreach Director: Doak Ostergard
 Associate Director of Academic Programs: .. Kim Schellpeper
 Senior Writer/Customer Relations: Randy York

ATHLETIC MEDICINE (402) 472-2276

Associate Director of Athletic Medicine/
 Head Athletic Trainer Jerry Weber
 Head Football Athletic Trainer Mark Mayer
 Men's Basketball Athletic Trainer R.J. Pietig
 Assistant Athletic Trainers Brad Brown, Jeremy Busch
 Tom Dufresne, Jolene Emricson, Lisa Loewenstein
 Jeff Rudy, Emily Schueth, Julie Tuttle
 Chief of Staff/Orthopaedic Surgeon Dr. Pat Clare
 Orthopaedists Dr. Scott Strasburger, Dr. Justin Harris,
 Dr. David Clare
 Director of Sports Nutrition Lindsey Remmers
 Sports Nutritionist Scott Trausch

ATHLETIC PERFORMANCE (402) 472-3333

Director of Strength and Conditioning Mike Arthur
 Head Football Strength Coach James Dobson
 Men's Basketball Strength Coach Tim Wilson
 Women's Basketball Strength Coach Rusty Ruffcorn
 Assistant Strength Coaches Tyler Clarke, Lauren Harris
 Willie Jones, Brian Kmitta, Jason Powell,
 Brandon Rigoni, Chad Wade

HUSKERVISION (402) 472-4645

Chief Engineer Scott Guthrie
 Video Services Coordinator Mike Hodges
 Video Production Coordinator Amanda Holzwarth
 Video Production Specialists Tyler Bassinger (MBB)
 Brad Colee, Chris Pankonin

MEDIA RELATIONS (402) 472-2263

Director of Media Relations Operations Jeff Griesch
 Associate Director Shamus McKnight (MBB)

Assistant Directors .. Jeremy Foote, Matt Smith, Hilary Winter
 Photographer Scott Bruhn
 Designer Annie Wood
 Administrative Assistant Vicki Capazo
 Student Assistants ... Kevan Carr, Makayla Hipke, Gage Peake,
 Claire Porter, Connor Stange, Haley Whisenand,
 Chase Wurdeman

ACADEMIC PROGRAMS

AND STUDENT SERVICES (402) 472-2042

Coordinator of Student-Athlete Development: Alvin Banks
 Academic Counselors Andrea Einspahr, Sheri Hastings,
 Mike Nieman
 Administrative Assistant Leah Huber

SUPPORT STAFF

Marketing Director Ethan Rowley
 Concessions Manager Roxanne Rasmussen
 Director of Ticket Marketing Lonna Kliment
 Concessions Operations Manager Janell Hall
 Assistant Director of Athletic Facilities Randy Gobel

NEBRASKA HEAD COACHES

Baseball	Darin Erstad 472-2269
Basketball (Men)	Tim Miles 472-2265
Basketball (Women)	Connie Yori 472-6462
Bowling (Women)	Bill Straub 472-0404
Cross Country	David Harris 472-6461
Football	Bo Pelini 472-3116
Golf (Men)	Bill Spangler 472-6472
Golf (Women)	Robin Krapfl 472-1415
Gymnastics (Men)	Chuck Chmelka 472-6476
Gymnastics (Women)	Dan Kendig 472-3808
Rifle (Women)	Stacy Underwood 472-6167
Soccer (Women)	John Walker 472-0456
Softball	Rhonda Revelle 472-8801
Swimming/Diving	Pablo Morales 472-3186
Tennis (Men)	Kerry McDermott 472-6464
Tennis (Women)	Scott Jacobson 472-6473
Track and Field	Gary Pepin 472-6461
Volleyball	John Cook 472-2399
Wrestling	Mark Manning 472-9430

MEDIA GUIDE CREDITS

The 2012-13 Nebraska men's basketball media guide was produced by the Nebraska Media Relations Office. The guide was written, designed and edited by Associate Media Relations Director Shamus McKnight with editing assistance provided by Assistant A.D./Media Relations Director Keith Mann and Director of Media Relations Operations Jeff Griesch. Additional research and editing by Administrative Assistant Vicki Capazo and student assistants Gage Peake and Connor Stange. Special thanks to freelance writer Mike Babcock for his writing contributions.

Photo credits to Scott Bruhn, Nebraska Media Relations; Tom Slocum and Richard Voges, UNL Photo Productions; John F. Grieshop/Schwartzman Photos; Steven Maikoski, USA Basketball, Garrett Ellwood and NBA Photos/Getty Images, Scott Cunningham, NBAE/Getty Images and The Associated Press.

Inside and outside cover design by Annie Wood. Cover photography by Scott Bruhn. Copyrighted by Nebraska Media Relations. The cost of the 2012-13 Nebraska media guide is \$9.34 plus \$0.66 tax.

NEBRASKA MEDIA OUTLETS

ASSOCIATED PRESS

909 N. 96th, Suite 104, Omaha, NE 68114
402-391-0031 (800-642-9920) Fax: 402-391-1412
Eric Olson (eolson@ap.org)

AP.ORG

LINCOLN JOURNAL STAR JOURNALSTAR.COM

926 P Street, Lincoln, NE 68508
402-473-7431 Fax: 402-473-7291
Sports Editor—Darnell Dickson (ddickson@journalstar.com)
Beat Writer—Brian Rosenthal (brosenthal@journalstar.com)
Columnist—Steve Sipple (ssipple@journalstar.com)

OMAHA WORLD-HERALD OMAHA.COM

1314 Douglas St., #100, Omaha, NE 68102
402-444-1000 (800-284-6397) Fax: 402-344-3343
Omaha World-Herald Lincoln Bureau
635 S. 14th, Suite 310, Lincoln, NE 68508 402-473-9587
Sports Editor—Thad Livingston (thad.livingston@owh.com)
Beat Writer—Lee Barfknecht (lee.barfknecht@owh.com)
Columnist—Tom Shatel (tom.shatel@owh.com)

DAILY NEBRASKAN DAILYNEBRASKAN.COM

20 Nebraska Union, Lincoln, NE 68588-0448
402-472-1763 Fax: 402-472-1761
Sports Editor—Robby Korth (sports@dailynebraskan.com)

BEATRICE SUN BEATRICEDAILYSON.COM

200 North 7th Street, Beatrice, NE 68310
402-223-5233 Fax: 402-228-3571
Sports Editor—Lincoln Arneal (beatrice.news@lee.net)

COLUMBUS TELEGRAM COLUMBUSTELEGRAM.COM

1254 27th Ave., Columbus, NE 68601
402-564-2741 Fax: 402-563-7500
Sports Editor—Josh Kaufman (sports@columbustelegram.com)

FREMONT TRIBUNE FTRIB.COM

135 N. Main St, Fremont, NE 68025
402-721-5000 Fax: 402-721-8047
Sports Editor—Brent Wasenius (tribnews@ftrib.com)

GRAND ISLAND INDEPENDENT THEINDEPENDENT.COM

422 W 1st., P.O. Box 1208, Grand Island, NE 68801
308-382-1000 Fax: 308-382-8129
Sports Editor—Bob Hamar (bob.hamar@theindependent.com)

HASTINGS TRIBUNE HASTINGSTRIBUNE.COM

908 W. 2nd Street, P.O. Box 788, Hastings, NE 68902
402-462-2131 Fax: 402-462-2184
Sports Editor—Vince Kuppig (vkuppig@hastingstribune.com)

HOLDREGE DAILY CITIZEN

418 Garfield Street, Holdrege, NE 68949
308-995-4441 Fax: 308-995-5992
Sports Editor—Craig Brown

KEARNEY HUB KEARNEYHUB.COM

13 East 22nd Street, Kearney, NE 68848
308-237-2152 Fax: 308-233-9745
Sports Editor—Buck Mahoney (kearneyhub@kearney.net)

MCCOOK GAZETTE MCCOOKGAZETTE.COM

W. First and E Streets, P.O. Box 1268, McCook, NE 69001
308-345-4500 Fax: 308-345-7881
Sports Editor—Steve Kodad (sports@mccookgazette.com)

NEBRASKA CITY NEWS-PRESS NCNEWSPRESS.COM

P.O. Box 757, Nebraska City, NE 68410
402-873-3334 Fax: 402-873-5436
Sports Editor—Kirt Manion (kmanion@ncnewspress.com)

NORFOLK DAILY NEWS NORFOLKDAILYNEWS.COM

525 Norfolk Ave., Norfolk, NE 68701
402-371-1020 Fax: 402-644-2080
Sports Editor—Jay Prauner (jprauner@norfolkdailynews.com)

NORTH PLATTE TELEGRAPH NPTELEGRAPH.COM

621 N. Chestnut Street, North Platte, NE 69101
308-532-6000 Fax: 308-532-9268
Sports Editor—Roger Bluhm (sports@nptelegraph.com)

SCOTTSBLUFF STAR-HERALD STARHERALD.COM

1405 Broadway, Box 1709, Scottsbluff, NE 69361
308-632-9000 Fax: 308-632-9003
Sports Editor—Jeff Fielder (sports@starherald.com)

YORK NEWS-TIMES YORKNEWSTIMES.COM

327 Platte Ave., P.O. Box 279, York, NE 68467
402-362-4478 Fax: 402-362-6748
Sports Editor—Ken Kush (ken.kush@yorknewstimes.com)

KOLN-TV (CBS, CHANNELS 10-11) KOLNKGIN.COM

840 N. 40th, Lincoln, NE 68503
402-467-9270 Fax: 402-467-9208
Sports Director—Kevin Sjuts (sports@kolnkgin.com)
Adam Krueger, Matt SantaMaria, Dave Polzin

KLKN-TV (ABC, CHANNEL 8) KLKNTV.COM

3240 So. 10th, Lincoln, NE 68502
402-434-8000 Fax: 402-436-2236
Sports Director—Brett Edwards (sports@klkntv.com)
Matt Lothrop

WOWT-TV (NBC, CHANNEL 6) WOWT.COM

3501 Farnam Street, Omaha, NE 68131
402-233-7940 Fax: 402-346-6740
Sports Director—Ross Jernstrom (sixonline@wowt.com)
Greg Ortiz, John Chapman

KETV (ABC, CHANNEL 7) KETV.COM

2265 Douglas St., Omaha, NE 68131
402-978-8958 Fax: 402-978-8931
Sports Director—Andy Kendeigh (akendeigh@huskers.com)
Thor Tripp

KMTV (CBS, CHANNEL 3) KM3.COM

10714 Mockingbird, Omaha, NE 68127
402-592-4330 Fax: 402-592-4714
Sports Director—Chase Williams (cwilliams@action3news.com)

KPTM-TV (FOX, CHANNEL 42) KPTM.COM

4625 Farnam Street, Omaha, NE 68132
402-554-4286 Fax: 402-554-4292
Sports Director—Curt Casper (sports42@kptm.com)

NTV (ABC, CHANNEL 13)

P.O. Box 220, Kearney, NE 68848
308-743-2494 Fax: 308-743-2660
Sports Anchor—Dave Griek (dgriek@nebraska.tv)

KHAS-TV (NBC, CHANNEL 5) KHASTV.COM

P.O. Box 578, Hastings, NE 68901
402-463-1321 Fax: 402-463-6551
Sports Director—Ed Littler (ed.littler@khasstv.com)

KNOP-TV (NBC, CHANNEL 2) KNOPTV.COM

P.O. Box 749, North Platte, NE 69101
308-532-2222 Fax: 308-532-9579
Sports Director—Joe Swift (sports@knoptv.com)

NET SPORTS (PBS, CHANNEL 12) NET.UNL.EDU

1800 No. 33rd Street, Lincoln, NE 68583-0747
402-472-3611 Fax: 402-472-5347
Executive Producer—Joe Turco (jturco1@unl.edu)
Producer/Director—Jim Carmichael (jicarmichael1@unl.edu)

KLIN (1400 AM/94.5 FM)* KLIN.COM

4343 O St., Lincoln, NE 68510
402-475-4567 Fax: 402-474-8011
Program Director—Kevin Thomas (kthomas@broadcasthouse.com)
*Lincoln Designates for Husker Sports Network

KFAB (1110 AM)* KFAB.COM

5010 Underwood Ave., Omaha, NE 68132
402-556-8000 Fax: 402-556-8937
Program Director—Gary Sadlemyer (garysadlemyer@hotmail.com)
News Director—Tom Stanton
*Omaha Designate for Husker Sports Network

KRVN (880 AM)* KRVN.COM

1007 Plum Creek Pkwy., Lexington, NE 68850-0880
308-324-2371 Fax: 308-324-5786
Sports Director—Jayson Jorgensen (jjorgensen@krvn.com)
*Designate for Husker Sports Network

KRNU (90.3 FM) KRNU.UNL.EDU

201 Andersen Hall, Lincoln, NE 68588-0466
402-472-3054 Fax: 402-472-8403
Station Manager—Rick Alloway (krnu@unl.edu)

KLMS (1480 AM) ESPN1480.COM

3800 Cornhusker Hwy., Lincoln, NE 68504
402-466-1234 Fax: 402-467-4095

KOZN (1620 AM) 1620THEZONE.COM

5011 Capitol Suite, #300, Omaha, NE 68132
402-951-1620 Fax: 402-342-7041
Program Director—Neil Nelkin
Sports Director—Gary Sharp (Gary@1620thezone.com)

KOMJ (590 AM) BIGSPORTS590.COM

5030 N. 72nd Street, Omaha, NE 68134
402-573-0590

KNTK (93.7 FM) THETICKETFM.COM

330 North 48th Street, Suite A, Lincoln, NE 68504
402-464-5611 Fax: 402-464-5615

HAIL VARSITY MAGAZINE HAILVARSITY.COM

Editor—Aaron Babcock (aaron@hailvarsity.com)
Writer—Mike Babcock (mbabcock1@neb.rr.com)

HUSKERS ILLUSTRATED HUSKERSILLUSTRATED.COM

Editor—Darren Ivy (darrenivy@huskersillustrated.com)
Writer—Michael Bruntz (michael@huskersillustrated.com)

BIG RED REPORT BIGREDREPORT.COM

Publisher—Josh Harvey (jharvey@scout.com)
Editor—Shane Gilster (shaneg@scout.com)

HUSKERONLINE.COM

Editor—Sean Callahan (sean@huskeronline.com)
Writer—Robin Washut (robin@huskeronline.com)

MEDIA INFORMATION & POLICIES

The 2012-13 Nebraska media guide is designed to assist the media in its coverage of the Nebraska Cornhusker men's basketball program. Additional information, including releases, photographs and video may be obtained by contacting the Media Relations Office at (402) 472-2263, or in many cases can be found on Huskers.com.

Please take a moment to review the following policies and services, which are intended to assist media members in their coverage of Nebraska basketball this season.

MEDIA CREDENTIALS

All requests for press, broadcast, photo and parking credentials for Nebraska basketball home games should be directed to Vicki Capazo, One Memorial Stadium, P.O. Box 880123, Lincoln, NE, 68588-0123. Credential requests can also be sent via e-mail to Associate Media Relations Director Shamus McKnight (smcknight@huskers.com) at least one week before the game.

As a general rule, working space is allocated on the following basis:

- 1) daily newspaper and wire-service writers covering for next-day publication;
- 2) radio and television personnel for broadcast origination;
- 3) sports editors of Nebraska daily newspapers;
- 4) official school student daily newspaper;
- 5) approved special coverage;
- 6) press and TV working photographers.

Generally, weekly newspaper representatives, Internet news services and non-originating radio representatives cannot be accommodated because of space limitations. Internet writers for sites affiliated with established, nationally recognized media outlets will be considered on a game-by-game basis as space allows. Credentials will not be granted for writers or photographers for Internet sites that are not affiliated with an accredited news organization.

MEDIA WILL CALL/MEDIA PARKING

Media passes that are not mailed may be picked up at the Will-Call window, located under the south ramp of the Bob Devaney Sports Center. The Will-Call window opens 90 minutes before tipoff. Photo identification is required for credentials or tickets. All other Will-Call windows are located on the upper north concourse.

For the 2012-13 season, media parking is located next to and across the street from the Bob Devaney Sports Center in a portion of Lot 52. Enter on 14th Street and follow around the west side of Devaney Center.

COACH MILES INTERVIEW TIME

The best time for local media to reach Coach Miles for an interview is at the conclusion of practices at the Hendricks Training Complex or the Devaney Center Court. All interviews with Coach Miles must be scheduled through the Media Relations Office and contact the Media Relations Office for a daily schedule.

Out-of-town media are encouraged to participate in the Big Ten weekly teleconference. Coach Miles will participate in the telephonic press conferences (see schedule, above right) each week beginning at 9 a.m. (CST). The teleconferences begin Dec. 10 and continue throughout the season. Contact the Big Ten Conference communications staff at (847) 696-1010 for more information on how to join the conference call.

POSTGAME INTERVIEWS

Nebraska's locker room is closed to the media at home and on the road. For home games, Nebraska's postgame news conference will be held following a brief cooling off period in the designated postgame interview room off the southeast corner of the Devaney Center court. The opposing team is housed in the visitor's locker room, located off the hallway at the northwest corner of the playing floor and will be available following the cooling off

BIG TEN WEEKLY TELECONFERENCE

The Big Ten Conference men's basketball coaches will participate in a weekly media-only teleconference during the 2012-13 season. The calls begin on Dec. 10, followed by weekly teleconferences beginning on Dec. 31. The tentative schedule follows:

Monday, Dec. 10	Monday, Feb. 11
Monday, Jan. 7	Monday, Feb. 18
Monday, Jan. 14	Monday, Feb. 25
Monday, Jan. 21	Monday, March 4
Monday, Jan. 28	Monday, March 11
Monday, Feb. 4	

The teleconference begins at 9 a.m. Central Time. Contact the Big Ten Communications Office at (847) 696-1010 for the call in and replay phone numbers as well as the weekly passcode. The calls will also be available for play back roughly two hours after each teleconference through Wednesday of the week and also on Bigten.org.

9:00 a.m.	- Tom Crean, Indiana
9:10 a.m.	- Fran McCaffery, Iowa
9:20 a.m.	- John Groce, Illinois
9:30 a.m.	- Bill Carmody, Northwestern
9:40 a.m.	- Pat Chambers, Penn State
9:50 a.m.	- Matt Painter, Purdue
10:00 a.m.	- Tom Izzo, Michigan State
10:10 a.m.	- Bo Ryan, Wisconsin
10:20 a.m.	- John Beilein, Michigan
10:30 a.m.	- Thad Matta, Ohio State
10:40 a.m.	- Tubby Smith, Minnesota
10:50 a.m.	- Tim Miles, Nebraska

period. During conference and select non-conference games, they will also be brought to the postgame interview room. Make requests for opposing players and coaches through the visiting SID.

On the road, Coach Miles and select players will be available upon request after the cooling off period. Check with Associate Media Relations Director Shamus McKnight regarding where player interviews will take place.

PLAYER INTERVIEWS

All media requests for interviews with Nebraska basketball players should be directed to Associate Media Relations Director Shamus McKnight [office phone: (402) 472-7772, cell phone: (402) 540-0268] at least one day in advance. The best time for in-season interviews is after practices, depending on class schedules. Players will not be available on game days.

Selected practices will be open to the media during the season with seating on the balcony overlooking the practice court at the Hendricks Training Complex. Contact the Media Relations Office for practice availability.

PRESS SEATING

The press area for Nebraska basketball games is located in the lower portion of section C-12 (upper level) on the south side of the playing floor (opposite the team benches).

Television and radio crews originating an officially sanctioned broadcast of the game (see Broadcast Rights below) will be seated on the floor, with the visiting radio adjacent to the

NEBRASKA MEDIA RELATIONS STAFF



KEITH MANN
Assistant A.D./
Media Relations
Director



SHAMUS MCKNIGHT
Associate Media
Relations Director/
Men's Basketball



JEFF GRIESCH
Media Relations
Director of Operations



JEREMY FOOTE
Assistant Media
Relations Director



MATT SMITH
Assistant Media
Relations Director



HILARY WINTER
Assistant Media
Relations Director



VICKI CAPAZO
Administrative
Assistant



SCOTT BRUHN
Athletic Department
Photographer



ANNIE WOOD
Design Specialist



visiting team's bench when there is a TV or internet telecast (east side of the scorer's table) and the home radio and television broadcasting teams positioned at midcourt opposite the team benches. When there is no television or internet broadcast, both radios will broadcast from floor level opposite the team benches.

The camera deck is located at the top of the arena, directly behind the press box. Live originating telecasts may be shot from either floor level (northeast or southwest baselines) or the camera deck in marked areas, but may not occupy space in the press box.

MEDIA WORK ROOM

The media work room is now located in the Postgame Media Room off the southwest corner of the court, where postgame press conferences will be held. The media work room is located across the hall from the press conference room. Media can use the room prior to, during and after the game to write and send stories. Phone and free wireless Internet will be available in the media work room, along with limited ethernet lines.

WIRELESS INTERNET

The Bob Devaney Sports Center and Nebraska's other athletic facilities have a secured wireless network for media use. Media members are encouraged to register for the network in advance and should contact the Media Relations Office for registration information and instructions.

MEDIA SERVICES

Notes, flipcards and media guides will be provided before each game. Final statistics, play-by-play sheets and quotes from each locker room will be distributed following the game and will be available on Huskers.com. A light pregame meal will be served in a designated area in the southeast corner of the upper concourse beginning one hour prior to tipoff.

Any media wishing to place a phone in the press box should contact University Information Services at (402) 472-2000 at least two weeks before the game.

RADIO/TELEVISION BROADCAST SPACE

Requests for live radio and television broadcast space should be made to Associate Media Relations Director Shamus McKnight at smcknight@huskers.com. If statisticians are needed, contact Shamus McKnight at least three days in advance.

RADIO BROADCAST RIGHTS

The University of Nebraska-Lincoln and IMG World own exclusive radio broadcast rights to all of the University's men's basketball games. Other than the Husker Sports Network and the University of Nebraska student radio station (KRNU), the only radio stations or networks allowed to broadcast Nebraska games from the Devaney Center are those that have rights to broadcast games played by the opposing team.

All radio stations and networks broadcasting from the Bob Devaney Sports Center must receive prior permission from the University. Any representative of a radio station or network that has not purchased such rights shall not air live game action or description of any game while it is in progress, nor shall such representatives air tape-recorded or live commentary of Nebraska coaches or players from the premises for one hour before or 20 minutes after a game.

Only stations that have purchased broadcast rights may install telephone lines on press row, or use telephone lines on press row for reporting on games. By accepting media credentials, representatives of stations and networks that have not purchased broadcast rights signify their agreement to all stipulations.

BROADCAST TELEPHONE LINES

The Husker Sports Network installs telephone lines for visiting official broadcasts and charges a fee for the use of those lines for non-conference games. Big Ten official stations receive the use of the lines free of charge as part of a cooperative. Those interested in using the lines should contact Mike Elliott of Husker Sports Network at (402) 332-4000.

Official visiting radio stations are welcome to have their own telephone lines installed at the visiting radio position and may do so by contacting University Information Service at (402) 472-2000. Visiting teams should contact Associate Media Relations Director Shamus McKnight before the game to find out where the broadcast position is located.

PRO SCOUTING PASSES

Per Big Ten Conference rules, the University of Nebraska provides press box access to scouts of professional basketball teams based on availability. If no space is available in the press box, scouts may arrange through the Media Relations Office (402-472-2263) to purchase tickets for Nebraska home games.

DEVANEY CENTER DIRECTIONS

The Bob Devaney Sports Center is located on the west edge of the Nebraska's Innovation Campus. To reach it from the Lincoln Municipal Airport, turn right on Northwest 12th Street as you drive out of the airport. Northwest 12th Street becomes Cornhusker Highway, which intersects with 14th Street. Exit south on 14th Street off Cornhusker Highway. Travel to Military Avenue and turn left. Continue a half mile and enter Innovation Campus. Take the first right turn before the Devaney Center and follow the access road to Lot 54 on the South Side of the arena.

From Omaha's Eppley Airfield, follow the signs to downtown Omaha and I-480. Take I-480 West to I-80, then take I-80 West approximately 60 miles to I-180. Exit South on I-180, then exit East to Cornhusker Highway and follow the instructions above.

TELEVISION, RADIO, INTERNET BROADCAST RIGHTS AND RESTRICTIONS

Nebraska, its opponent and the respective conference designate the broadcast rights for all games. No pregame coverage shall be permitted for two hours before the game without the express permission of the University of Nebraska, the Big Ten Conference and the broadcast rights holder. Live postgame interviews may not be aired while the television rights holder is still on the air.

Per the Big Ten Conference, a maximum of two minutes (2:00) of game video footage (without audio) may be utilized during the seven days following the conclusion of the game solely within regularly scheduled bona fide news programming distributed via television, and may not be distributed via the internet, wireless or other forms of media.

Any secondary use of any picture, photograph, audio description, video, film/tape, drawing or other description of a game taken or made by the accredited organization or individual to whom this credential has been issued (including, but not limited to use in delayed editorial or non-editorial advertising, sales promotion or merchandising) is prohibited without prior specific written approval of the Big Ten Conference. Nothing in these terms and conditions authorizes or allows bearer to violate any of the trademarks, copyright and other proprietary rights of the Big Ten Conference.

This restriction also includes highlights of games while in progress (live or recorded). Use of video highlights in any other manner or any media distribution platform without the advanced written permission of the Big Ten Conference is expressly prohibited. Any agency wishing to use film or video in any other manner must obtain written permission for such usage from the Big Ten Conference.

Local television stations may not originate a pre- or post-game show from inside the Bob Devaney Sports Center.

Any blogs, live chats, social media posts, etc. from the game site should not serve as a substitute for, or otherwise approximate, play-by-play accounts of a game in any medium.

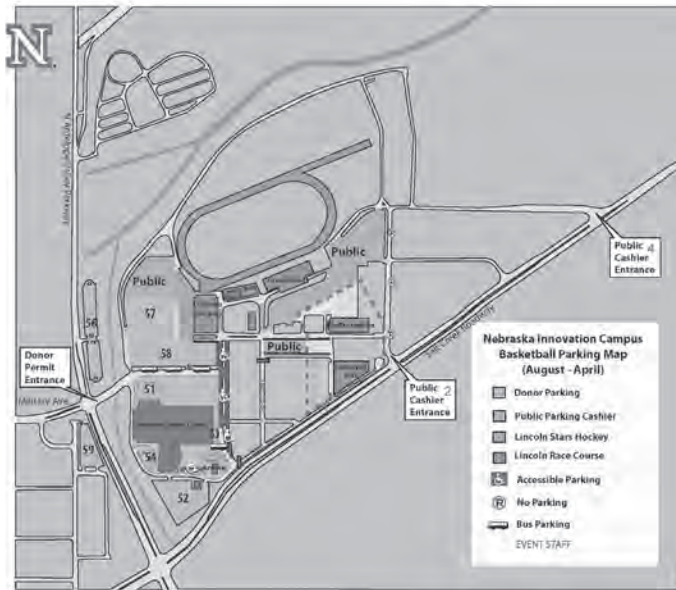
Non-originating radio stations or internet sites may not provide play-by-play coverage, live or delayed, but may provide short news updates provided such news update is one minute or less occurring no more than once per hour. No pregame coverage from the Devaney Center shall be permitted for two hours before the game without the express permission of the University of Nebraska and the broadcast rights holder.

MEDIA RELATIONS OFFICE

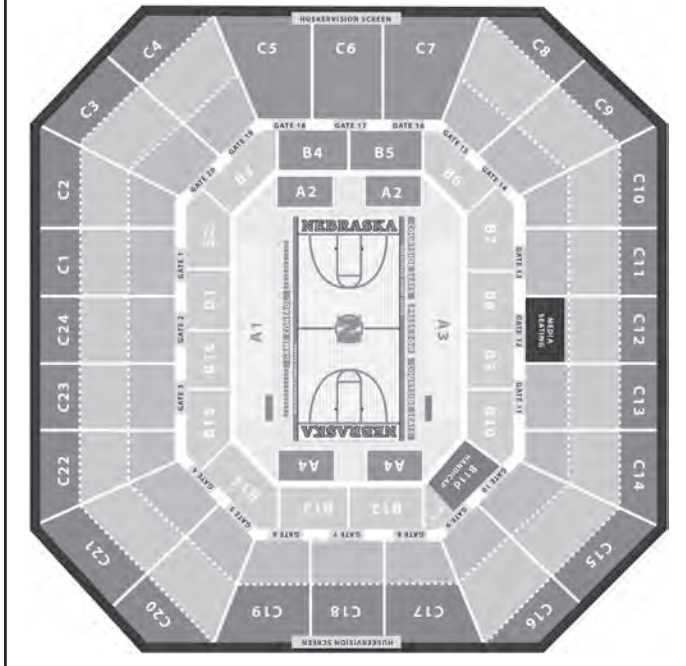
The University of Nebraska Media Relations Office is located on the third floor of the Osborne Athletic Complex, which is at the north end of Memorial Stadium. The building address is One Memorial Stadium, Lincoln, NE 68588, and is located approximately one mile away from the Devaney Center.

DEVANEY CENTER MAPS AND REGULATIONS

DEVANEY CENTER PARKING MAP



DEVANEY CENTER SEATING CHART



PROHIBITED ITEMS

The University of Nebraska reserves the right to examine the contents of any container brought into the Devaney Center. The following items are prohibited:

- Coolers, large bags and backpacks
- Any outside food or drink
- Video cameras
- Noise makers
- Banners/flags on poles
- Glass bottles and cans
- Knives
- Alcoholic beverages or controlled substances
- Limited use of cameras and portable radios is permitted. Flash photography is prohibited. Game action may not be filmed. Consideration of other spectators is expected.
- With the passage of a concealed weapons law in the state of Nebraska, fans are reminded that concealed weapons are not allowed on the UNL campus and are prohibited at all collegiate sporting events.

IMPORTANT INFORMATION

Text Messaging with UNL Police: Fans at the Devaney Center are able to utilize a text-messaging reporting system to quickly summon the UNL Police. In case of emergencies or to report a disturbance in your area, send a SMS text message to 69050, keyword UNLPD. Then type in the complaint and location. Standard SMS text message rates apply. This is a two-way texting system that will allow the UNL Police to respond back, as needed.

First Aid: The Red Cross provides emergency medical services and the first aid station is located in the southwest corner of the concourse level.

Restrooms: Restrooms are located on the north and south sides of the court level and on the east and west ends of the concourse level. A handicap-only family restroom is located in the southeast corner of court level. An elevator is located in the southeast corner of the building.

No Smoking Policy: Smoking is NOT permitted in the Devaney Center. If you choose to leave the building to smoke, you must have both your ticket stub and a hand stamp to re-enter the Devaney Center.

Public Telephones & ATMs: Public pay phones are located on the four corners of the concourse level and the court level. An ATM can be found on the northeast corner of the concourse level.

Lost and Found: If you have lost anything - or found a lost item - please report/return it to the nearest event staff member or police officer. All lost and found items will be kept until the end of the season. Items may be claimed by contacting the Athletic Events Office at (402) 472-1003.

Will Call: Will call tickets will be available for pickup at the Devaney Center ticket window, outside the north entrance at the top of the upper ramp, beginning 90 minutes prior to tipoff. Media will call is available at the media entrance on court level on the south side. A photo ID is required to pick up will call tickets.

IMPORTANT TELEPHONE NUMBERS

- University of Nebraska Campus Police: (402) 472-2222
- Text Message UNL Police: 69050 keyword UNLPD, type in message/location
- Lincoln Police Department: (402) 441-7237
- In-game Security Assistance: (402) 472-FANS
- Nebraska Men's Basketball Office: (402) 472-2265
- Huskers Athletic Fund Office: (402) 472-2367
- Nebraska Ticket Office (Monday-Friday, 8 a.m.-5 p.m.): (800) 8-BIG-RED
- Nebraska Ticket Office (Opens 90 minutes prior to tipoff): (402) 472-1401
- Nebraska Events Office/Lost & Found: (402) 472-1003

DIRECTIONS FROM LINCOLN MUNICIPAL AIRPORT

Exit the airport on W. Adams Street, the main road leading out to Cornhusker Highway. Follow W. Adams Street to the first stoplight and turn right on Cornhusker Highway. Follow Cornhusker Highway and take a right on 14th Street. Proceed on 14th Street and take a left on West Entrance Road to enter the state fairgrounds and Devaney Center.

DIRECTIONS FROM OMAHA'S EPPLEY AIRPORT

Exit the airport to the stoplight and turn right onto Abbott Drive. Go approximately one mile to Storz Expressway (Abbott Drive turns into Storz Expressway). Proceed approximately three miles to I-480 South. Follow the signs onto I-80 West to Lincoln. Follow I-80 for approximately 60 miles and take the 27th Street Exit. Follow 27th Street south to Cornhusker Highway and turn right. Follow Cornhusker Highway and take a right onto 14th Street. Proceed on 14th Street and take a left on West Entrance Road.

HUSKERS ON RADIO AND TELEVISION

HUSKER SPORTS NETWORK

The IMG Husker Sports Network will continue the strong tradition of broadcasting excellence in 2012-13. All basketball games this season will be broadcast by the Husker Sports Network, which includes 29 stations that cover most of the Midwest. KFAB (1110 AM) serves as the Omaha affiliate and KLIN (1400 AM/94.5 FM) serves as the Lincoln affiliate, while KRVN (880 AM) is a third affiliate that reaches around the state. The national coverage area is broad and all games will also be heard live on Huskers.com with many also carried live on SiriusXM Satellite Radio.

The Husker Sports Network, in its 18th year of producing and marketing the live broadcast of University of Nebraska Athletics, extended and expanded its agreement with the University on June 13, 2008. Under the agreement, IMG College's Husker Sports Marketing manages and markets all rights associated with the radio programming, Coaches' TV and radio shows, program sales, sponsorship inventory and publication printing rights.

IMG College, which purchased Host Communications and the Husker Sports Network on Nov. 16, 2007, also recently purchased ISP Sports. IMG College is the leading collegiate multimedia, marketing and licensing/brand management company in America representing more than 200 of the nation's top collegiate properties including the NCAA and its 89 championships, NCAA Football, leading conferences, and many of the most prestigious colleges and universities in the country. Headquartered in Winston Salem, N.C., IMG College employs 700 people in nearly 100 offices throughout the United States with annual sales of nearly \$450 million. IMG College is the leader in capturing consumer devotion to college sports through partnership opportunities in multimedia rights, licensing, events and hospitality, marketing, stadium and arena development, stadium seating solutions, ticketing, sales, and consulting. IMG College produces nearly 30,000 hours of radio programming on the largest sports network in the country, manages nearly 5,000 hours of local television programming, is the leading publisher of college sports publications, and is the largest manager of university athletic websites. IMG College is a division of IMG Worldwide, a global sports, fashion and media business. For more information, visit imgworld.com.

Kent Pavelka returns behind the microphone to handle his 26th overall season calling Husker hoops in 2012-13. Pavelka previously called Nebraska basketball for two long stints between 1974 and 1996 before returning to the Husker basketball play-by-play chair before the 2006-07 season. A six-time winner of the Nebraska Sportscaster-of-the-Year Award, Pavelka also handled color analyst duties on NU football broadcasts from 1974 to 1983, and was the play-by-play announcer from 1983 to 1996. Pavelka was honored in January 2009 with the Bud Cuca Special Merit Award given by the Nebraska Basketball Hall of Fame for his contributions to the NU men's basketball program.

Alongside Pavelka as color analyst will be Matt Davison. He returns for his ninth season on the basketball broadcast and also handles duties on the Nebraska football radio broadcasts.

The Husker Sports Network will also carry a weekly radio show with Coach Tim Miles and host Lane Grindle, which can be heard statewide on the network on Monday nights at 7 p.m. during the season. All Nebraska games and coaches shows can also be heard for free on the Internet at Huskers.com.



Kent Pavelka
Play by Play



Matt Davison
Color Analyst

HUSKER SPORTS NETWORK MEN'S BASKETBALL AFFILIATES

Ainsworth	KBRB	1400 AM	Lexington	KRVN	880 AM
Alliance	KCOW	1400 AM	Lincoln	KLIN	1400 AM
Beatrice	KWBE	1450 AM		KLIN	94.5 FM
Broken Bow	KBBN	95.3 FM	McCook	KSWN	98.1 FM
Columbus	KJSK	900 AM*	Norfolk	KNEN	94.7 FM
Falls City	KTNC	1230 AM*	North Platte	KODY	1240 AM
	KLZA	101.3 FM*	Ogallala	KZTL	93.5 FM
Fairbury	KUTT	99.5 FM*	Omaha	KFAB	1110 AM
	KGMT	1310 AM*	Scottsbluff	KNEB	960 AM
Fremont	KHUB	1340 AM	Sidney	KSID	1340 AM
Grand Island	KRGI	1430 AM	Superior	KRFS	103.9 FM
Hastings	KHAS	1230 AM	Valentine	KVSH	940 AM
	KLIQ	94.5 FM	West Point	KTIC	107.9 FM*
Holdrege	KUVR	1380 AM	Atlantic, Iowa	KSWI	95.7 FM*
Kearney	KGFV	1340 AM			

*will air only selected games



NEBRASKA BASKETBALL ON TELEVISION

With the move to the Big Ten Conference, Nebraska basketball will receive unprecedented television exposure during the 2012-13 season. As many as 30 regular-season games could be televised during the season, a minimum of 20 national telecasts, as the Big Ten has contracts with ESPN and CBS, as well as the Big Ten Network which reaches over 90 million homes around the country.

2012-13 BROADCAST SCHEDULE

Date	Opponent	Time (central)	Television
Sunday, Nov. 11	Southern	6 p.m.	BTN or BTN.com
Thursday, Nov. 15	Valparaiso	8 p.m.	BTN or BTN.com
Sunday, Nov. 18	Nebraska-Omaha	2 p.m.	BTN or BTN.com
Wednesday, Nov. 21	Tulane	7 p.m.	BTN or BTN.com
Saturday, Nov. 24	Kent State	8 p.m.	BTN or BTN.com
Tuesday, Nov. 27	at Wake Forest	8:15 p.m.	ESPNU
Monday, Dec. 3	USC	7 p.m.	BTN or BTN.com
Thursday, Dec. 6	Creighton	7 p.m.	ESPN3.com
Saturday, Dec. 15	at Oregon	3:30 p.m.	FSN Regional (Root)
Tuesday, Dec. 18	Jacksonville State	8 p.m.	BTN or BTN.com
Saturday, Dec. 29	Nicholls State	2 p.m.	BTN or BTN.com
Wednesday, Jan. 2	at Ohio State	5:30 p.m.	BTN
Sunday, Jan. 6	Wisconsin	TBA	BTN
Wednesday, Jan. 9	at Michigan	6 p.m.	BTN
Sunday, Jan. 13	at Michigan State	TBA	BTN
Wednesday, Jan. 16	Purdue	8 p.m.	BTN
Saturday, Jan. 19	at Penn State	Noon	ESPNU
Tuesday, Jan. 22	Illinois	7:30 p.m.	BTN
Saturday, Jan. 26	Northwestern	2 p.m.	ESPNU
Tuesday, Jan. 29	at Minnesota	8 p.m.	BTN
Saturday, Feb. 2	Ohio State	6 p.m.	BTN
Saturday, Feb. 9	Penn State	8 p.m.	ESPNU
Wednesday, Feb. 13	at Indiana	6 p.m.	BTN
Saturday, Feb. 16	Michigan State	7 p.m.	BTN
Thursday, Feb. 21	Iowa	8 p.m.	ESPN/ESPN2
Tuesday, Feb. 26	at Wisconsin	8 p.m.	BTN
Saturday, March 2	at Illinois	2 p.m./4:15 p.m.	BTN
Wednesday, March 6	Minnesota	8 p.m.	BTN
Saturday, March 9	at Iowa	1:15 p.m.	BTN
Thurs.-Sun., March 14-17	Big Ten Tournament	TBA	BTN, ESPN, ESPN2, CBS

HUSKERS.COM - THE ONLINE HOME OF NEBRASKA ATHLETICS

Huskers.com, the official home of Nebraska athletics, gives Husker fans an exclusive look inside the program with access to game reports, scores and live statistics, rosters, bios, schedules, ticket purchasing, free gameday audio, streaming press conference video and on demand access to video highlights and post game soundbites.

On gameday Huskers.com is the place to follow all the action at the Devaney Center with Television and Radio information, free live audio stream from the Husker Sports Network, live blog updates from the press box, live stats, gameday video features, and a place for fans to connect. After the game you can catch the post game press conference on Huskers Nside, watch exclusive, in-depth video highlights, and check out game recaps.

You can also take the Huskers with you on your iPhone or Android mobile phone with the official Nebraska Huskers App. Listen to live streaming audio, catch score updates and recaps, and chat with fellow Huskers from your phone.

Friend us on Facebook at Facebook.com/huskers or follow us on Twitter at Twitter.com/huskers to stay up to date with the latest news and special features from inside Huskers.com.

2012-13 TV/RADIO ROSTER



1 | DEVERELL BIGGS
Jr. | G | 6-0 | 174



2 | DAVID RIVERS
So. | G/F | 6-7 | 191



3 | BENNY PARKER
Fr. | G | 5-9 | 164



4 | MAX RITCHIE
Fr. | G | 6-4 | 179



5 | TERRAN PETTEWAY
So. | G/F | 6-6 | 200



10 | TREVOR MENKE
So. | G | 5-11 | 176



11 | JORDAN TYRANCE
So. | G | 6-3 | 195



12 | MIKE PELTZ
Jr. | G | 6-2 | 199



13 | BRANDON UBEL
Sr. | F | 6-10 | 234



14 | SERGEJ VUCETIC
Fr. | C | 7-1 | 236



15 | RAY GALLEGOS
Jr. | G | 6-2 | 181



24 | DYLAN TALLEY
Sr. | G | 6-5 | 216



31 | SHAVON SHIELDS
Fr. | G/F | 6-6 | 214



32 | ANDRE ALMEIDA
Sr. | C | 6-11 | 314



35 | WALTER PITCHFORD
So. | F | 6-10 | 229



44 | KYE KURKOWSKI
So. | F | 6-11 | 214



TIM MILES
Head Coach



CHRIS HARRIMAN
Assistant Coach



BEN JOHNSON
Assistant Coach



CRAIG SMITH
Assistant Coach



JAYDEN OLSON
Director of Basketball
Operations



GREGORY EATON
Video Coordinator



TIM WILSON
Strength Coach



R.J. PIETIG
Athletic Trainer



PAT NORRIS
Equipment Manager




Pinnacle Bank Arena

PINNACLE BANK ARENA




Located in the Haymarket District in downtown Lincoln, the \$180 million Pinnacle Bank Arena will be one of the nation's top basketball facilities when it opens in the fall of 2013. The 15,223-seat arena is the cornerstone of the City of Lincoln's \$344 million West Haymarket

Redevelopment Project, which includes new developments for shopping, restaurants, expanded parking and residential areas. Pinnacle Bank Arena will feature an expanded student section behind the benches and behind the basket, 36 suites, 20 loge boxes, 73 concession points of sale and a new Huskers Authentic Team Store among its many amenities.



NEBRASKA

2012-13 SCHEDULE

Nov. 11	Southern (BTN or BTN.com)	6 p.m.	Jan. 2	at Ohio State* (BTN)	5:30 p.m.	Feb. 21	Iowa* (ESPN/ESPN2)	8 p.m.
Nov. 15	Valparaiso° (BTN or BTN.com)	8 p.m.	Jan. 6	Wisconsin* (BTN)	TBA	Feb. 26	at Wisconsin* (BTN)	8 p.m.
Nov. 18	Nebraska-Omaha° (BTN or BTN.com)	2 p.m.	Jan. 9	at Michigan* (BTN)	6 p.m.	March 2	at Illinois* (BTN)	2/4:15 p.m.
Nov. 21	Tulane° (BTN or BTN.com)	7 p.m.	Jan. 13	at Michigan State* (BTN)	TBA	March 6	Minnesota* (BTN)	8 p.m.
Nov. 24	Kent State° (BTN or BTN.com)	8 p.m.	Jan. 16	Purdue* (BTN)	8 p.m.	March 9	at Iowa* (BTN)	1:15 p.m.
Nov. 27	at Wake Forest (ESPNU)	8:15 p.m.	Jan. 19	at Penn State* (ESPNU)	Noon	March 14-17	at Big Ten Tournament	TBA
Dec. 3	USC (BTN or BTN.com)	7 p.m.	Jan. 22	Illinois* (BTN)	7:30 p.m.	°Joe Cipriano Nebraska Classic *Big Ten Conference game ‡ Sun Bowl Invitational		
Dec. 6	Creighton (ESPN3.com)	7 p.m.	Jan. 26	Northwestern* (ESPNU)	2 p.m.	Home games in red at the Bob Devaney Sports Center. All dates and times are Central and subject to change. For updated schedule, ticket, TV and game day information visit Huskers.com. For information on television and radio broadcasts of Nebraska games, visit Huskers.com.		
Dec. 15	at Oregon (ROOT/FSN Northwest)	3:30 p.m.	Jan. 29	at Minnesota* (BTN)	8 p.m.	 <p>SCAN HERE FOR MORE INFORMATION ON NEBRASKA MEN'S BASKETBALL</p>		
Dec. 18	Jacksonville State (BTN or BTN.com)	8 p.m.	Feb. 2	Ohio State* (BTN)	6 p.m.			
Dec. 22	vs. Central Michigan‡	6 p.m.	Feb. 9	Penn State* (ESPNU)	8 p.m.			
Dec. 23	vs. UTEP/ Arkansas Pine Bluff‡	6/8 p.m.	Feb. 13	at Indiana* (BTN)	6 p.m.			
Dec. 29	Nicholls State (BTN or BTN.com)	2 p.m.	Feb. 16	Michigan State* (BTN)	7 p.m.			



Front row (from left): David Rivers, Deverell Biggs, Walter Pitchford, Dylan Talley, Jordan Tyrance, Terran Petteway and Benny Parker.
Back Row: Ray Gallegos, Mike Peltz, Brandon Ubel, Max Ritchie, Kye Kurkowski, Sergej Vucetic, Trevor Menke, Shavon Shields and Andre Almeida.