



2014-15

NEBRASKA BASKETBALL



LESLEE SMITH
Senior Forward
British Virgin Islands



TAI WEBSTER
Sophomore Guard
New Zealand



NEBRASKA ON THE INTERNATIONAL STAGE



ADE DAGUNDURO
Nigeria



2008-09



JORGE BRIAN DIAZ
Puerto Rico



2010-12



ALEKS MARIC
Australia



2005-08



2014-15 NEBRASKA BASKETBALL

THIS IS NEBRASKA 1-36
 This is Nebraska Basketball.....2-3
 Pinnacle Bank Arena.....4-5
 Gameday at Pinnacle Bank Arena6-7
 Hendricks Training Complex8-13
 Husker Power14-15
 Athletic Medicine/ Sports Nutrition16-17
 Media Exposure18-19
 Athletic Facilities.....20-21
 NBA Connection22-23
 History of Nebraska Basketball.....24-25
 Academic Success.....26-27
 Academic Experience/Life Skills28-29
 University of Nebraska Campus.....30-31
 Lincoln and Omaha – The Good Life.....32-33
 National Powers34-35
 Husker Equipment36

2014-15 SEASON OUTLOOK..... 37-44
 Nebraska Alphabetical/Numerical Rosters.....38
 Team Breakdown/Quick Facts39
 Season Preview40-42
 Schedule.....43
 Compliance Guidelines/Bus Whitehead Scholarship ...44

THE 2014-15 HUSKERS..... 45-68
 Kye Kurkowski.....46
 Trevor Menke47
 Benny Parker48-49
 Terran Petteway.....50-51
 Walter Pitchford52-53
 David Rivers54-55
 Shavon Shields.....56-57
 Leslee Smith58
 Tai Webster59
 Nick Fuller.....60
 Moses Abraham61
 Andrew White III62
 B.J. Day63
 Jake Hammond.....64
 Tarin Smith65
 Career Game-by-Game Stats.....66-68

THE COACHING STAFF..... 69-78
 Head Coach Tim Miles.....70-72
 Assistant Coach Chris Harriman73
 Assistant Coach Kenya Hunter.....74
 Assistant Coach Jim Molinari.....75
 Director of Basketball Operations Teddy Owens76
 Video Coordinator Gregory Eaton76
 Strength Coach Tim Wilson76
 Administrative Coordinator Brett Sapp77
 Husker Basketball Support Staff77-78

ADMINISTRATION 79-86
 University Administration.....80
 Board of Regents81
 Director of Athletics Shawn Eichorst82
 Senior Administration.....83
 Athletic Department Staff84-86

OPPONENTS..... 87-116
 Big Ten Composite Schedule88-89
 Non-Conference Opponents.....90-92
 Big Ten Opponents93-99
 Big Ten Tournament Information.....99
 Big Ten Conference Information.....100
 Series Records vs. Big Ten Opponents101-103
 Series vs. Non-Conference Opponents104-114
 Nebraska vs. All Opponents.....115-116
 Nebraska vs. All Conferences.....116
 Husker All-Time Exhibition Results116

2013-14 SEASON IN REVIEW..... 117-134
 Season Review119-120
 Senior Bios.....121
 Statistics122
 Results123
 Game-by-Game Comparison124
 Team/Individual Highs and Lows125
 Box Scores126-134

RECORD BOOK 135-160
 Career/Single-Game Scoring Leaders136
 Individual Records137-139

Team Records140-141
 Single-Season Top 10 Lists142
 Career Top 10 Lists143
 Single-Season Top 10 Class Lists.....144-145
 Team Season Bests146-148
 Annual Statistical Leaders.....149-150
 Year-by-Year Team Statistics151-152
 Pinnacle Bank Arena Records153-156
 Conference Tournament Results/Records157-158
 Postseason Records and Results.....159-160

HISTORY 161-198
 The History of Nebraska Basketball162-165
 Nebraska Lettermen166-168
 Husker Award Winners/All-Americans169-170
 1,000-Point Club171-174
 Nebraska Basketball – A to Z175-176
 Nebraska Basketball Hall of Fame177
 Husker Coaching Ledger178
 Year-by-Year Summary.....179
 All-Time Results178-198

MEDIA/FAN INFORMATION 199-208
 Athletic Directory200
 Media Outlets.....201
 Media Policies202-203
 Pinnacle Bank Arena Parking and Seating Maps204
 Huskers Sports Network205
 Bank of the West Nebraska Basketball Show206
 adidas207
 Nebraska TV/Radio Roster208

FOLLOW THE HUSKERS ON SOCIAL MEDIA

 Huskers.com
 [HuskerHoops](#)
 [@HuskerHoops](#)
 [Nebraska Basketball](#)
 [/NebraskaBasketball](#)
 [HuskerHoops](#)

THIS IS NEBRASKA BASKETBALL

“Now is the best time in history to be the men’s basketball coach at the University of Nebraska.”

COACH TIM MILES

Third-year Nebraska coach Tim Miles has built a reputation on turning programs into winners. At Colorado State, he turned a program that won nine games in his first season to three straight postseason appearances, including the school’s first NCAA bid in nine years. At Nebraska, Miles guided the Huskers to 19 wins and the school’s first NCAA Tournament appearance since 1998 in just his second season. For his efforts, he was named Big Ten Coach of the Year and won the Jim Phelan Award for national coach of the year in 2014.

Not only is Nebraska in the Big Ten, considered one of the best basketball conferences in the country, but the Huskers have benefited from more than \$200 million in basketball facility improvements over the last four years, including the Hendricks Training Complex and Pinnacle Bank Arena.



1 Miles and the Huskers opened the 2013-14 season with a scrimmage in September with over 7,500 fans in attendance. Nebraska sold a school-record 15,000 season tickets for the 2013-14 season.

2 Miles poses with former NBA and Husker standout Tyrann Lue and Director of Athletics Shawn Eichorst at Lue’s Nebraska Basketball Hall of Fame Induction ceremony in 2013.

3 To bring back former letterwinners, the Huskers have hosted Legends weekend each of the past two seasons. In 2014, nearly 50 former players representing seven decades of Husker basketball returned to campus.

4 The Huskers have hosted youth camps for kids around the Lincoln area for the last two years. In 2013, nearly 200 kids attended the event at Pinnacle Bank Arena.

5 Miles gets some instructions from Husker baseball coach Darin Erstad prior to throwing out the first pitch at a Husker baseball game.



WHAT THEY'RE SAYING ABOUT TIM MILES

"He understands it's guys in T-shirts and shorts running around playing a game. He's highly competitive, but he can also tell the difference between the phony guys and the type of players you can count on...You gotta be able to differentiate between the fluff and the substance. Tim understands substance."

- BO RYAN

Wisconsin Head Coach

"This guy's got energy. I've been on the road with him recruiting, he's phenomenal. He's got a great personality. I think he's a damn good coach."

- TOM IZZO

Michigan State Head Coach

"He didn't come with a silver spoon and a Carolina or Kentucky or Duke hat. He's earned his spurs. Sometimes that's the best way to get where you want to go."

- STEVE FISHER

San Diego State Head Coach

"He's great in regard with X's and O's. He's great with his players. He's terrific with the fans. I just think he's a great choice."

- LON KRUGER

Oklahoma Head Coach

"Tim understands basketball, and he understands what it's going to take to compete in the Big Ten. He's done an unbelievable job of rebuilding programs."

- GREG MCDERMOTT

Creighton Head Coach

"Tim has always done a good job with his program wherever he has been. He's a high-energy guy who gets his kids to play hard."

- DARRIN HANSEN

Nebraska-Omaha Head Coach

"With their new facilities and energetic coach, the Huskers have received interest from high-major recruits who might not have considered the program even a year ago. The buzz surrounding basketball in Lincoln is growing."

- MYRON MEDCALF

ESPN.com



Top: Chris Harriman has been at NU since 2012 after serving as an assistant to the late Rick Majerus at Saint Louis University.

Middle: Kenya Hunter joined the Husker coaching staff in 2013 after spending six seasons at Georgetown, where he helped the Hoyas to a pair of Big East titles and five NCAA appearances.

Bottom: Jim Molinari comes to Nebraska after serving as a head coach at Western Illinois for six seasons and has over 300 wins as a Division I head coach.

PINNACLE BANK ARENA



The Nebraska men's basketball program entered a new era in 2013-14 with the move into the \$179 million Pinnacle Bank Arena. Located in downtown Lincoln, the 15,000-seat arena is the centerpiece of a bold and dynamic city plan. A landmark venture that shows the cooperative spirit across the community, the arena is the permanent home of Nebraska men's and women's basketball while serving as one of the Midwest's hottest spots for the nation's top touring shows.

The arena, which is just steps away from both Memorial Stadium and Hawks Field and Bowlin Stadium at Haymarket Park, also serves as a hub for a new outdoor entertainment district in Lincoln, known as the Railyard. In addition to the economic impact of thousands of Husker fans at each basketball home game, the Haymarket area has seen the addition of several major hotels, upscale housing options and many new dining and entertainment options.





4

1 The South entrance of Pinnacle Bank Arena faces the new Railyard outdoor entertainment district in downtown Lincoln. The arena seats more than 15,000 fans and includes 36 suites, 20 loge boxes and 832 club seats. It also includes 11 permanent concession stands, 14 portable locations and 85 total points of sale. The arena is also home to a new Huskers Authentic Team Store.

2-3 The men's locker room entrance includes a large "N" identical to the design in the Hendricks Training Complex. The Huskers also enjoy a spacious locker room, team room and athletic medicine areas inside Pinnacle Bank Arena.

4 Nebraska's new home court was built with the entire state in mind. In fact, the outline of the state of Nebraska even graces center court.

5 The concession areas also keep the Nebraska spirit in mind, including the Sandhills BBQ, Chimney Rock Cantina, Goldenrods and Meadowlarks.

6 Pinnacle Bank Arena's ribbon cutting ceremony attracted Nebraska Governor Dave Heineman, Lincoln Mayor Chris Beutler, Nebraska Chancellor Harvey Perlman, Director of Athletics Shawn Eichorst and Husker basketball coaches Connie Yori and Tim Miles.



5



6

7-8 The Railyard entertainment district includes a public courtyard, an outdoor ice skating rink and a giant 750-square-foot screen known as The Cube.



7

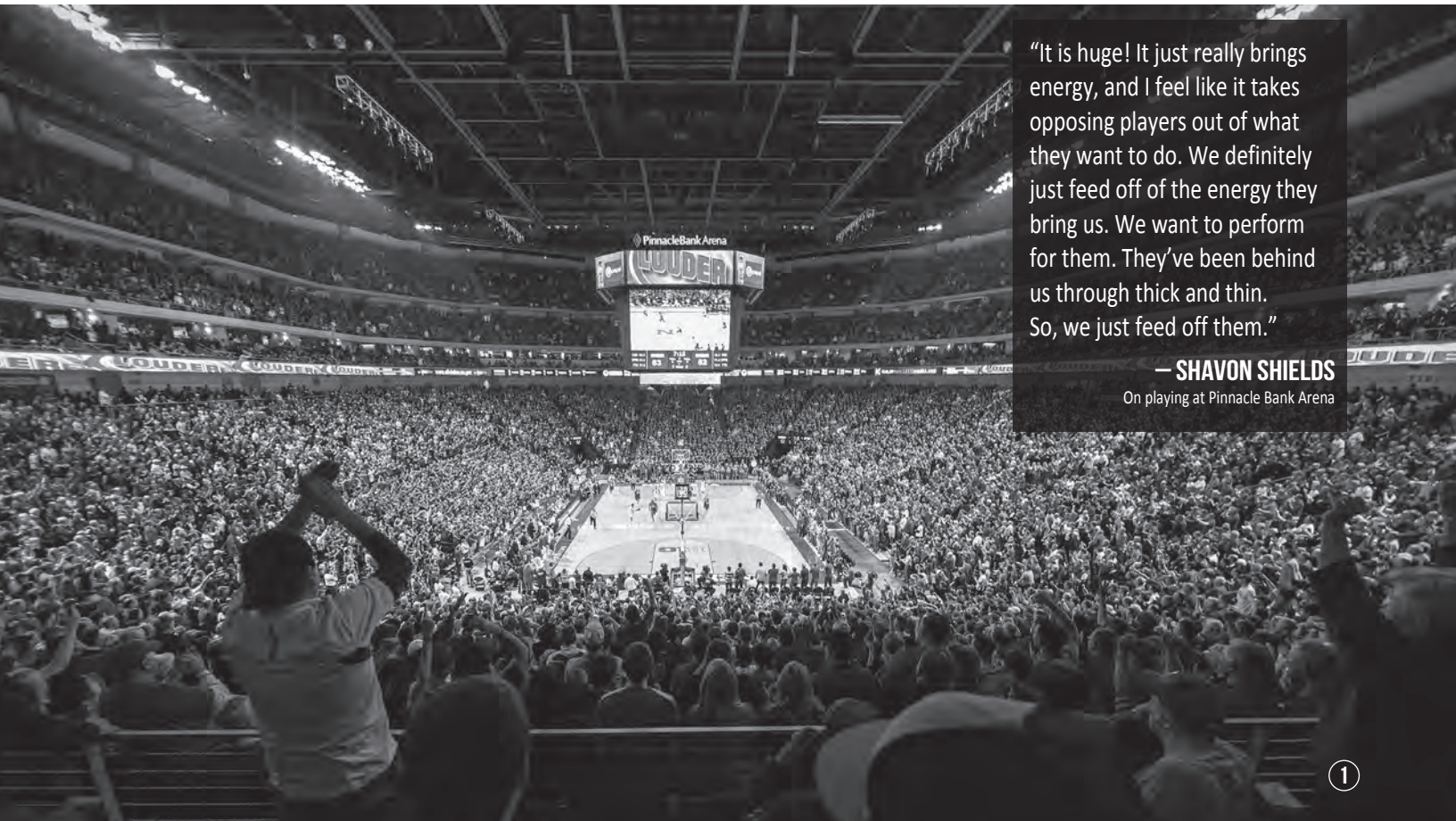


8



See what its like at Pinnacle Bank Arena. Use the QR reader on your smart phone to access the video.

GAMEDAY AT PINNACLE BANK ARENA



“It is huge! It just really brings energy, and I feel like it takes opposing players out of what they want to do. We definitely just feed off of the energy they bring us. We want to perform for them. They’ve been behind us through thick and thin. So, we just feed off them.”

— **SHAVON SHIELDS**

On playing at Pinnacle Bank Arena

Pinnacle Bank Arena has quickly become one of the more formidable homecourt environments in the Big Ten Conference. The 15,000-seat facility was sold out for every game in its first year, as Nebraska shattered its school record by averaging 15,419 fans per game, including a standing-room only crowd of 15,998 against Wisconsin in the regular-season finale.

WHAT OTHERS HAVE SAID ABOUT PINNACLE BANK ARENA

“My first visit to Nebraska’s Pinnacle Bank Arena. I. Am. Floored. One of the nicest college venues I’ve ever seen.”

— **JASON KING**

Bleacher Report

“Pinnacle Bank Arena is one of the best venues in the B1G...maybe in the country.”

— **ROD BEARD**

Detroit News

“What a cool atmosphere. I’ve been fortunate to be in the best environment for college basketball for the past almost 20 years. Walking around that floor today and seeing all that red and seeing the energy and the hunger of the crowd, man, it’s a really cool thing.”

— **CHRIS COLLINS**

Northwestern Head Coach





1 Nebraska set a school record for attendance on "No Sit Sunday" against Wisconsin, as 15,998 fans watched the Huskers topple the ninth-ranked Badgers, 77-68.



2 Terran Pettey gives his headband to a child after a game.



3-4 The Husker Red Zone student section provide a homecourt advantage, as students sit behind both benches as well as behind the basket.



5 Assistant Coach Chris Harriman and the Husker coaches bring pregame pizza to the students camping outside Pinnacle Bank Arena.



6 The Husker spirit squads keep the fans energized during breaks in the action.

7 Pregame introductions feature NBA-style sound and lighting.

8 The Husker players celebrate with the fans after storming the court against Wisconsin.

HENDRICKS TRAINING COMPLEX



The home for the Nebraska basketball program, the Hendricks Training Complex was officially opened on Oct. 13, 2011. The 80,000-square foot facility located adjacent to the Bob Devaney Sports Center includes practice facilities with a court and a half, expanded team locker rooms and player lounges as well as areas for strength and conditioning, nutrition and athletic medicine. The two-level facility is named for Tom and Mary Hendricks of Pipe Creek, Texas, and their children, Jennifer and Brandon, for their lead gift in the project.





1 Members of the Hendricks and Whitehead families join Husker coaches and administrators in the ribbon-cutting ceremony of the Hendricks Training Complex on Oct. 13, 2011.

2 The Hendricks Training Complex is an 80,000-square foot training facility located adjacent to the Bob Devaney Sports Center.

3 Former University of Nebraska Athletic Director Tom Osborne speaks at the ribbon-cutting ceremony for the opening of the Hendricks Training Complex in October of 2011. The facility is the training home for the Husker men's and women's basketball and wrestling programs.


4 One of the highlights of the Hendricks Training Complex is the details inside the building. The facility features two video walls as well as a granite basketball in the main lobby that was imported from China and weighs 5,500 pounds.

5 The grand lobby of the Hendricks Training Complex features a two-story abstract net sculpture made of acrylic, metal and an interactive material called sensitile.

6 The men's basketball office features an expansive lobby area as well as individual offices for each coach and support staff. The area also has a balcony that overlooks the Bus Whitehead Practice Court that can hold up to a dozen visitors for observing practice.

7 The men's basketball conference room features an advanced video system with a high-definition projector and screens, views overlooking the Bus Whitehead Practice Court and a custom-made conference table that is a replica of the court.

BUS WHITEHEAD COURT



Named for one of the legendary players in program history, the Bus Whitehead Court features a court and a half for the team to practice, an auxiliary training room as well as a 103-inch plasma screen for teaching during drills. The court is named for Bus Whitehead, a two-time all-conference performer who led the Huskers to consecutive Big Seven titles in 1949 and 1950 and is a member of the Nebraska Basketball Hall of Fame.





Located next to the Bus Whitehead Court, the Nebraska men's basketball team room features 24 theater-style seats with built-in tables, a high-definition video system with a 120-inch video screen and treated walls to enhance the extensive built-in sound system.

NEAL & JAMIE HAWKS PLAYERS LOUNGE



1



3

The Neal and Jamie Hawks Players Lounge is the perfect place to relax after a practice. The area features over 400 inches of high-definition TVs, leather couches that can seat more than a dozen players and a custom-created pool table, as well as a kitchen area to store or prepare food. The team area also includes a locker room with built in iPads for each player, a hydro area that features cold and hot tanks and showers with the ability to play music through built-in speakers.



4



5



2



6



7



8

1 The Neal and Jamie Hawks Players Lounge features a custom leather couch as well as over 400 inches of televisions, as the room features a pair of 103-inch and three 65-inch screens, all with access to cable, DirecTV and the film system built into the facility.

2-3 The custom pool table inside the lounge features a custom felt court graphic, while the sound system in the room features 25 speakers through the team area. New wall graphics and a ping pong table were added to the area in 2014.

4-5 The players' corridor heading to the Neal and Jamie Hawks Players Lounge connects the past with the present with a wall honoring past letterwinners as well as an interactive lighting system that features 3-D basketballs that capture motion down the hallway.

6 The men's locker room is highlighted by 20 custom wood lockers that feature iPads in each locker as well as custom back-lit displays and personalized lock boxes for safety. The room also features a Terazzo flooring display in the center of the room.

7 The hydro area has extra-large hot and cold tanks while the hot tank can be changed into a custom cold tank. The area also features tiled walls and a pair of 65-inch televisions and custom surround sound.

8 The Neal and Jamie Hawks Players Lounge also has a built-in kitchen area as well as an 8x13-foot video wall that can be programmed to watch one game or as many as nine games at once.

HUSKER POWER

The model strength and conditioning program in the nation, Husker Power plays a major role in the continuing success of Nebraska athletics. Nebraska's strength program was the first in the nation, and with 14 staff members, including men's basketball strength coach Tim Wilson, is one of the most comprehensive strength and conditioning organizations in the country.

The Hendricks Training Complex features a new 5,000-square foot weight room that is used by the men's basketball team on a daily basis. Along with the athletic training room and locker room, it is just steps away from the practice court.





THREE REASONS FOR SUCCESS PROGRAM

The Husker Power Strength and Conditioning Program is geared for maximum improvement of performance on the basketball court. Each athlete receives his own individual computerized program each year.

SUPERVISION

The Husker Power staff has 12 full-time strength and conditioning specialists and two interns. Basketball strength coach Tim Wilson is devoted to working directly with the men's basketball program to help Husker athletes prepare for a successful career on the court. Prior to working at Nebraska, he worked with the Milwaukee Bucks for 11 years and at the University of Oregon.

FACILITIES

The Charles and Romona Myers Performance Center in the Osborne Athletic Complex is the finest all-around athletic facility in the nation, providing athletes with all the tools necessary to achieve at the highest level. Nebraska basketball players now have the Hendricks Training Complex, which opened in October of 2011. The facility has a 5,000-square foot weight room featuring five transformer machines and a strength wall.



TIM WILSON
*Men's Basketball
Strength Coach*

“The University of Nebraska strength and development program is the model for others in the country.”

— PHILLIP HAGE
Editor, Physician and Sports Medicine Magazine

ATHLETIC MEDICINE

Providing expert care to more than 600 Husker student-athletes, Nebraska features one of the most well-trained and highly skilled athletic medicine staffs in the country.

Under the guidance of Director of Athletic Medicine Dr. Lonnie Albers, Head Athletic Trainer and Physical Therapist Jerry Weber and Men's Basketball Athletic Trainer R.J. Pietig, the 2014-15 Nebraska athletic medicine staff consists of five doctors, 13 athletic trainers and six graduate assistant athletic trainers.

Nebraska's team of orthopaedists is led by Chief of Staff Dr. Pat Clare, a nationally respected orthopaedic surgeon with more than 30 years of service to Husker athletics.



R.J. PIETIG
Men's Basketball
Athletic Trainer

1 The Athletic Medicine Center in North Stadium has two anti-gravity treadmills, allowing student-athletes to recover quicker from injuries and return to action.


2 The Athletic Medicine Center features a hydrotherapy area that includes a three-level laned pool, which allows student-athletes across all of Nebraska's sports to work out simultaneously. The Hydroworx 1000 Treadmill Pool is equipped with two cameras underwater for evaluation and assessment, while hot and cold plunge tanks are also available to the Huskers.


3 Husker student-athletes have the benefit of using state-of-the-art equipment for rehabilitation and injury prevention at both the Bob Devaney Sports Center and the Osborne Complex.

4-5 Nebraska basketball players are cared for on a daily basis by Athletic Trainer R.J. Pietig, who works to keep athletes physically prepared for practice and games, and provides expert care in rehabilitation services.

6 To help Husker basketball players stay healthy throughout the season, the Husker locker room also features custom-built large hot and cold tubs.

7 The training room at the Devaney Center was renovated in 2011, tripling its previous size.





SPORTS NUTRITION

Sports Nutritionists Lindsey Remmers and Ryan Reist work with all 24 of Nebraska's sports by educating athletes on topics such as increasing lean body mass, losing body fat, staying hydrated, nutritional strategies for competition, maximizing recovery following workouts and supplement use. Athletes are given individualized nutrition plans that can be applied in Nebraska's Performance Buffet at the Lewis Training Table. Student-athletes also have access to fueling stations near strength and conditioning areas to provide fluids and nutritional foods before and after workouts to maximize performance and recovery.



1 The Lewis Training Table was remodeled in the fall of 2010 and is a great location for athletes to utilize the training they receive from the sports nutrition staff.

2 At the Nutritional Oasis at the Hendricks Training Complex, basketball players can grab a drink or light snack to help recharge between classes and workouts.

3 The sports nutrition staff keeps the area at the Landing stocked with quality nutritional products for athletes.


4 Student-athletes are given expert direction in how to make smart dietary choices to stay in peak shape during the season.



HUSKER BASKETBALL IN THE MEDIA

One of the most media-savvy coaches in college basketball, Tim Miles has quickly become popular around college basketball for both his insight and his sense of humor. At Colorado State, he won a regional Emmy for The Mtn. documentary of the Rams' program. Miles is also consistently rated as one of the top coaches nationally to follow on Twitter (@CoachMiles) as he provides his unique insight, including halftime tweets.

Nebraska basketball will be in the national spotlight this season, as a minimum of 30 games will be available nationally on television or streamed on Big Ten television partners ESPN, BTN and CBS, including a pair of appearances as part of ESPN's Super Tuesday package. Every game will be broadcast on a 37-station radio network and carried for free on Huskers.com and on the TuneIn Radio app, with select broadcasts on Sirius XM Satellite Radio.





Follow Coach Miles and the Husker Basketball Program on Twitter and Facebook at:

Twitter.com/CoachMiles
 Twitter.com/HuskerHoops
 Facebook.com/Huskers



Tim Miles talks to ESPN's Sam Ponder following the Huskers' win over Purdue in the Big Ten Tournament





Seeing Red

Terran Petteway may have shot Nebraska into the tourney with a 77-68 win over Wisconsin. BY CHRIS JOHNSON



1 Shavon Shields and Terran Petteway meet with the media prior to the Huskers' NCAA Tournament game against Baylor in San Antonio, Texas.

2-3 Walter Pitchford and Benny Parker talk with BTN after Husker wins in 2013-14. The Huskers will make at least 13 appearances on BTN in 2014-15 and two more on BTN Plus, an online service that is available on desktops, smartphones and tablets to fans around the world.

4 Shavon Shields talks on set with Dave Revsine and Jim Jackson of the Big Ten Network following Nebraska's Big Ten Tournament win over Purdue in 2013.

5-7 Coach Miles is a frequent guest of radio and TV shows, visiting with SiriusXM Radio at Big Ten Media Day, talking with Fox Sports 1 or sitting down with Dan Dakich of ESPN at Big Ten Media day.

8 Terran Petteway talks with The Journey, a 10-episode series which covers Big Ten basketball on BTN.

9 David Rivers conducts an interview after practice.


CHAMPIONSHIP FACILITIES





Nebraska's top facilities are not limited to the men's basketball program. Nearly every Husker sport enjoys a venue that ranks among the nation's best. Nebraska provides its student-athletes top-notch game-day and practice atmospheres in every sport. The nationally prominent Nebraska volleyball team moved into the Devaney Center for the first time in 2013, after the building received a \$20 million renovation. The baseball, softball, men's and women's basketball, volleyball and wrestling programs have all benefited from new practice facilities within the last three seasons.

Top: Memorial Stadium entered 2014 with a nation-leading 333 consecutive sellouts. The stadium expanded by more than 5,000 seats in 2013, while adding an innovative academic/athletic research wing in the East Stadium. The Osborne Athletic Complex (bottom left) provides Nebraska student-athletes with top-notch training facilities. The main entrance to the Osborne Athletic Complex and Traditions Lobby features an impressive waterfall and a wall that honors those who contributed to the massive project, as well as memorabilia and trophies from all of Nebraska's bowl games.



Middle: Nebraska's teams compete in some of the nation's finest facilities in front of large crowds. The softball, wrestling and track and field programs enjoy some of the best practice and competition-day atmospheres in the country. The Nebraska soccer and tennis programs will benefit from new homes in 2015.

Bottom right: Hawks Field at Haymarket Park provides the Huskers with the finest baseball stadium in the Big Ten Conference. The home of Nebraska softball, Bowling Stadium, is right next to Haymarket Park and both the baseball and softball programs benefit from the new Alex Gordon Training Complex.



NEBRASKA'S NBA CONNECTION

Nebraska players have enjoyed significant professional success following their Husker careers. Nebraska has had 26 players drafted by teams in the National Basketball Association, including three first-round picks during the 1990s.

Mikki Moore made a name for himself, spending 13 years in the NBA after being an undrafted free agent out of Nebraska. Moore, who led the NBA in shooting percentage in 2006-07, has played in 564 career games and helped his teams to three playoff appearances.

With former NBA veterans Eric Piatkowski, Tyrone Lue and Erick Strickland playing in the league in the last decade, Nebraska has been well represented at the highest level of basketball. Lue is currently the associate head coach of the Cleveland Cavaliers after being named to the position in June of 2014.



1 Tyrone Lue played for seven teams during his 11-year NBA career. During that time, he won two World Championship rings with Kobe Bryant, Shaquille O'Neall and the L.A. Lakers and played beside one of the greatest players in NBA history, Michael Jordan, with the Washington Wizards. He is currently in his first season as associate head coach of the Cleveland Cavaliers after coaching with the Los Angeles Clippers and Boston Celtics.

2 During his 13 years in the league, Mikki Moore played with nine teams. Moore was the first non-drafted player to lead the league in field-goal percentage, as he hit 60.9 percent from the floor for New Jersey in 2006-07. His final season in the NBA was in 2011-12 with the Golden State Warriors.

3 Eric Piatkowski played 13 seasons in the NBA and set the L.A. Clippers' club record for 3-pointers made. He retired following the 2007-08 campaign. Following his playing career, he served as a color analyst for Nebraska television games on Fox Sports Midwest for two seasons.

4 Erick Strickland played nine years in the NBA after entering the league as an undrafted free agent, appearing in over 500 career games with six teams.

5 Rich King was a 1991 first-round draft pick after helping NU to a school-record 26 wins and an NCAA Tournament appearance as a senior.

6 Nebraska's all-time leading scorer, Dave Hoppen was the second pick of the 1988 expansion draft by the Charlotte Hornets and spent six seasons in the NBA.

7 Husker great Stu Lantz played eight years in the NBA, twice averaging more than 18 points per game for a season. He has been the Los Angeles Lakers' color commentator on TV since 1987.

8 Nebraska's NBA players are featured in the locker room at Pinnacle Bank Arena.



Through the years, Nebraska has had 26 players drafted by teams in the National Basketball Association.



In the 1990s, Nebraska had three first-round selections in the NBA Draft. Rich King was the 14th selection in 1991, Eric Piatkowski was picked 15th overall in 1994 and Tyronn Lue, who entered the draft following his junior season, was selected 23rd overall in 1998.

HUSKERS IN THE NBA DRAFT

The first NBA draft of collegiate players was held following the 1947-48 season, but the league did not begin to keep records of team-by-team draft lists until 1952. Here is a list of the 26 Cornhusker players drafted by the NBA since 1949:

1949	Claude Retherford, St. Louis Bombers	1979	Carl McPhee, Philadelphia 76ers (5th)
1950	Bus Whitehead, Chicago Stags (7th)	1981	Andre Smith, Cleveland Cavaliers (7th)
1951	Bob Pierce, Indianapolis Olympians (5th)	1982	Jack Moore, K.C. Kings (9th)
1952	Jim Buchanan, Boston Celtics (6th)	1985	Curtis Moore, Portland Trailblazers (6th)
1954	Bill Johnson, Boston Celtics (11th)	1986	Dave Hoppen, Atlanta Hawks (3rd)
1960	Herschell Turner, Syracuse Nationals (6th)	1991	Rich King, Seattle SuperSonics (1st/14th pick)
1966	Grant Simmons, Washington Bullets (12th)	1994	Eric Piatkowski, Indiana Pacers (1st/15th pick)
1967	Willie Campbell, Seattle SuperSonics (15th)	1998	Tyronn Lue, Denver Nuggets (1st/23rd pick)
1968	Stuart Lantz, Houston Rockets (3rd)	1999	Venson Hamilton, Houston Rockets (2nd/50th pick)
	Tom Baack, Detroit Pistons (10th)		
1970	Jim Brooks, Houston Rockets (12th)		
1971	Marvin Stewart, Philadelphia 76ers (2nd)		
	Leroy Chalk, Boston Celtics (13th)		
1972	Chuck Jura, Chicago Bulls (3rd)		
	Mike Peterson, Portland Trail Blazers (16th)		
1974	Brendy Lee, Atlanta Hawks (10th)		
1976	Jerry Fort, Boston Celtics (3rd)		

Note: Nate Branch was drafted by the American Basketball Association's Oakland franchise in 1967; Stuart Lantz was drafted by Oakland in 1968; Marvin Stewart was drafted by the New York Nets in 1971; and Chuck Jura was selected by the Utah Stars in 1972.



HUSKER HISTORY



Dave Hoppen, Stu Lantz and Eric Piatkowski are the only players with their jersey retired in program history. Hoppen's No. 42 was retired on Senior Day in 1986, while Lantz had his No. 22 jersey retired in 1989. Piatkowski's No. 52 was the most recent jersey retired when he was honored in 2006.

Entering the 119th year of Husker basketball, the Nebraska program has collected over 1,400 wins and 24 all-time postseason appearances, including a second-round appearance in the 2014 NCAA Tournament.

Over the last 24 years, the Huskers have averaged more than 17 wins per season, while making 15 postseason tournaments during that span. Thirteen of the school's 25 1,000-point scorers have also played for the Huskers since 1990.



HUSKER PROGRAM QUICK FACTS

- The Cornhuskers own 1,433 all-time victories, including 12 20-win seasons. Nebraska's school record for wins is 26, which came in the 1990-91 campaign.
- Nebraska has made 24 appearances in the postseason, including seven NCAA berths and 17 trips to the NIT. All but two of the postseason appearances have come since 1980, including an NCAA Tournament appearance in 2014.
- Overall, 25 Huskers have topped the 1,000-point mark in program history, most recently Ryan Anderson in 2010. Herschell Turner was the first to accomplish the feat in 1960.
- Dave Hoppen owns the school record with 2,167 points between 1983 and 1986. He is the only 2,000-point scorer in school history.



1911-12 Nebraska Cornhuskers



Milton "Bus" Whitehead



Eric Piatkowski



Danny Nee, Nebraska's all-time winningest coach

1897-1906

Nebraska posted a 59-26 (.694) record in its first decade of basketball, including three perfect seasons. In those 10 years, the Huskers were coached by Frank Lehmer, T.P. Hewitt, E. Berry, Fred Morrell, Walter Hiltner and R.G. Clapp.

1907-16

The last five teams of the Huskers' second decade all posted winning records. The 1911-12 team won the school's first Missouri Valley Conference title and then repeated as champs in 1912-13 and 1913-14.

1917-1926

Nebraska fashioned its first-ever 20-win season in 1919-20, finishing 22-2 and setting a school record for wins that stood until 1990-91. During the decade, Nebraska was 111-71 (.610) and had six winning campaigns.

1927-1936

NU opened the decade in the Nebraska Coliseum, but finished under .500 at home in 1925-26. In 1928-29, Nebraska joined Missouri, Kansas, Kansas State, Iowa State and Oklahoma to form the Big Six Conference.

1937-1946

Nebraska's record of 65-120 (.351) in the decade was its worst ever. Twice, in 1943-44 and 1944-45, the Huskers mustered only two wins. Sid Held and Don Fitz earned first-team All-Big Six honors in 1940-41.

1947-1956

The Huskers were 102-141 (.420) in the decade. However, the 1948-49 team tied for first in the Big Seven Conference and beat Oklahoma to advance to the NCAA District Tournament. Claude Retherford was a first-team All-Big Seven pick that season and led the team in scoring. In 1949-50, Bus Whitehead earned first-team all-conference honors as Nebraska tied Kansas and Kansas State for the Big Seven championship.

1957-66

The Huskers' 20-5 record in 1965-66 was their first 20-win season since 1919-20. Stuart Lantz, who finished second to KU's Jo Jo White in the Sophomore-of-the-Year balloting, would go on to become a third-round NBA draft pick. For the decade, NU was 102-142 (.418).

1967-1976

Nebraska finished above .500 for the decade with a 147-111 (.570) record. Marvin Stewart was the first player to average 20 points in a season in 1970-71. The Huskers opened the Bob Devaney Sports Center in the 1976-77 season. Jerry Fort earned three straight first-team all-conference awards from 1974 to 1976.

1977-1986

The Cornhuskers posted a 175-119 (.595) record in the decade, including a 15-14 ledger in 1976-77, the first season at the Bob Devaney Sports Center. In 1977-78, the Huskers earned their second postseason tournament bid and first since 1966-67, advancing to the second round of the NIT. NU posted 20 wins twice during the decade (1977-78, 1982-83).

1987-1996

The Huskers enjoyed their most successful decade, winning 20-or-more games five times. Nebraska

advanced to the NCAA Tournament four times, won its first-ever Phillips 66 Big Eight Tournament trophy in 1994 and captured the NIT Championship in 1996. For the decade NU was 185-131 (.585).

1997-2006

Nebraska continued its success while starting its second century of play. The Huskers added a pair of 20-win seasons as NU was also one of just 15 schools to appear in nine consecutive postseason tournaments from 1991 to 1999.

2007-PRESENT

Nebraska made three postseason appearances in Doc Sadler's six seasons (2007-2012). Aleks Maric was an all-conference selection in 2007-08 and the first Husker ever with 1,600 points and 1,000 rebounds. Nebraska joined the Big Ten Conference and played its first season during the 2011-12 campaign. Tim Miles was named Nebraska's 26th head coach on March 24, 2012, after leading Colorado State to three straight postseason appearances, including the 2012 NCAA Tournament. The Huskers opened Pinnacle Bank Arena in August of 2013 and went 15-1 in the facility en route to earning their first NCAA Tournament appearance since 1998. Terran Petteway became Nebraska's first conference scoring champion in more than 60 years, as he averaged 18.1 points per game to earn first-team All-Big Ten accolades. Miles won the Jim Phelan Award as national coach of the year in 2014, the first Husker basketball coach to win a national honor.




Joe Cipriano led the Husker basketball program for 17 seasons and finished his NU coaching career with a school-record 253 wins.

“It takes a special person to be able to sell yourself and sell your program. Some people have it and some people don’t. Everyone that I know who’s met Coach Miles thinks he has it. I like the way he’s going after some of the top guys out there to sell himself and sell the program. He’s opened the door to some first-tier players and seems ready to take this program to the next level. He has the formula, the staff, the facilities and the backing of the university and the athletic department. Put all that together and everyone feels pretty good about the future direction of the Nebraska program.”

— DAVE HOPPEN

Nebraska's all-time leading scorer



Nebraska's winningest team in program history, the 1990-91 Cornhusker squad won 26 games and had a pair of eventual first-round NBA selections.



Dave Hoppen is Nebraska's all-time leading scorer and helped the Huskers to four straight postseason appearances.



Nebraska won the 1994 Big Eight Tournament title on its way to a fourth consecutive NCAA Tournament bid.

ACADEMIC SUCCESS

The success of Nebraska student-athletes reaches far beyond athletic competition. More Husker student-athletes have been selected to CoSIDA Academic All-America teams (314) than any other school in the nation, and Nebraska has produced more NCAA Top Ten Award winners (17) than any other school. As it enters its third season of Big Ten Conference competition in 2014-15, Nebraska continues to set the standard for the approximately 1,400 NCAA member institutions.





ACADEMIC TRADITION GROWS IN 2013-14

University of Nebraska student-athletes produced another outstanding year in competition, in the classroom and in the community, continuing NU's tradition of success in 2013-14. The Huskers increased their nation-leading total of all-time CoSIDA Academic All-Americans to 314 with a Big Ten-best seven academic All-Americans across all sports, while also claiming a Big Ten-leading five NCAA Postgraduate Scholarships in 2013-14.

Nebraska's seven CoSIDA Academic All-Americans ranked among the highest totals in the nation across all divisions. The Huskers maintained their lead of 76 all-time CoSIDA Academic All-Americans over national No. 2 Notre Dame. The only school in the nation with 300 academic All-Americans, Nebraska is one of just three schools across all divisions with 200 or more, joining Notre Dame and the Massachusetts Institute of Technology (MIT). NU leads the nation in CoSIDA Academic All-Americans since 2000 with 124, extending its nation-leading streak to 43 consecutive years with at least one academic All-American.

ACADEMIC ALL-AMERICANS

All Sports as of August 2014

	314
	238
	220
	186

The Huskers also increased their nation-leading total of NCAA Top Ten Award winners to 17, as former women's tennis All-American Mary Weatherholt was honored during the 2013-14 academic year. Nebraska also ranks among the nation's best in the total of NCAA Postgraduate Scholarship winners, including five in 2013-14. Spencer Long (Football), Eric Schryver (Men's Gymnastics), Emily Wong (Women's Gymnastics), Sunny Russell (Rifle) and Anne Martin (Track & Field) all claimed the prestigious national awards.

A total of 675 awards were issued for the Nebraska Scholar-Athlete Fall (354) and Spring (321) Honor Roll, recognizing Husker student-

athletes who produced a 3.0 GPA or better during a semester. Among that group, Huskers produced 87 perfect 4.0 GPA semesters. A total of 62 Nebraska student-athletes also were honored as Big Ten Distinguished Scholars for posting 3.7 grade-point averages or better and lettering in their respective sports in 2013-14.

Nebraska's CoSIDA Academic All-America success continues to set the standard for the approximately 1,400 member institutions. The Husker football team leads all individual sport programs in the nation with 107 all-time CoSIDA Academic All-America awards, including 2013 first-team honoree Spencer Long and second-team selections Jake Long and C.J. Zimmerman. Spencer Long added a prestigious National Football Foundation Postgraduate Scholarship worth \$18,000, along with prestigious NCAA Postgraduate (\$7,500) and Big Ten Wayne Duke Postgraduate (\$10,000) scholarships before being chosen in the third round of the 2014 NFL Draft. Zimmerman added a spot on the AFCA Good Works Team and claimed Nebraska's Big Ten Sportsmanship Award for his extensive community involvement.

The Nebraska men's and women's track and field program added three academic All-Americans, including first-teamers Levi Gipson and Anne Martin, along with second-team pick Cody Rush. Martin and John Welk swept the NCAA Elite 89 awards for the Huskers as the student-athletes with the top grade-point averages competing at the NCAA Outdoor Track & Field Championships for the second consecutive season. Nebraska's 38 combined CoSIDA Academic All-America honors since 2002 for the men's and women's track and field program lead the nation.

Emily Wong, an 11-time All-American in competition for the Nebraska women's gymnastics team, added a first-team CoSIDA Academic All-America award to cap one of the greatest all-around careers for a student-athlete in Husker history. A two-time academic All-American, Wong was named the winner of the 2014 AAI Award presented to the nation's top collegiate gymnast. The Honda Award finalist and Big Ten Gymnast of the Year earned prestigious NCAA Postgraduate (\$7,500) and Big Ten Wayne Duke Postgraduate (\$10,000) scholarships. Her achievements earned her Nebraska's Female Student-Athlete-of-the-Year Award and the Big Ten Medal of Honor. Men's track and field student-athlete Seth Wiedel was Nebraska's Male Student-Athlete of the Year and Big Ten Medal of Honor winner.





NEBRASKA'S 2013-14 ACADEMIC HIGHLIGHTS

- 314 All-Time CoSIDA Academic All-Americans across all sports (leads nation)
107 Football Academic All-Americans (leads all sports, all time)
37 Volleyball Academic All-Americans (leads all women's sports, all time)
29 Softball Academic All-Americans (No. 2 among all women's sports, all time)
38 Men's & Women's Track & Field Academic All-Americans (leads nation since 2002)
- Seven CoSIDA Academic All-Americans (4 first-team, 3 second-team)
First-Team: Spencer Long (Football), Emily Wong (Women's Gymnastics), Levi Gipson (Men's Track & Field), Anne Martin (Women's Track & Field)
Second-Team: Jake Long (Football), C.J. Zimmerer (Football), Cody Rush (Men's Track & Field)
- Five NCAA Postgraduate Scholarship Winners (\$7,500)
Spencer Long (Football), Eric Schryver (Men's Gymnastics), Emily Wong (Women's Gymnastics), Sunny Russell (Rifle), Anne Martin (Track & Field)
- Two Big Ten Wayne Duke Postgraduate Scholarship Winners (\$10,000)
Spencer Long (Football), Emily Wong (Women's Gymnastics)
- Two Big Ten Postgraduate Scholarship Winners (\$7,500)
Brandon Chapek (Football), Sunny Russell (Rifle)
- Big Ten Medal of Honor Winners
Seth Wiedel (Men's Track & Field), Emily Wong (Women's Gymnastics)
- Big Ten Sportsmanship Award Winners
C.J. Zimmerer (Football), Sunny Russell (Rifle)
- 208 Academic All-Big Ten Selections Across All Sports (3.0 GPA)
- 675 Student-Athletes on the Nebraska Scholar-Athlete Fall and Spring Honor Rolls (3.0 GPA or above)
- 62 Big Ten Distinguished Scholars (3.7 GPA and Letterwinner)
- 123 Student-Athletes Earned Degrees from August 2013 through May 2014 (August 2013-14; December 2013-52; May 2014-57)
- Male Student-Athlete of the Year - Seth Wiedel, Men's Track & Field (Accounting)
- Female Student-Athlete of the Year - Emily Wong, Women's Gymnastics (Nutrition Science)
- Men's Herman Award Winner - Men's Golf (3.250 GPA in 2013)
- Women's Herman Award Winner - Women's Tennis (3.485 GPA in 2013)
- Life Skills Team Award Winners - Wrestling, Women's Swimming & Diving

Top left: Nebraska Student-Athletes of the Year Emily Wong (left) of the women's gymnastics team and Seth Wiedel (right) from the Husker men's track and field team earned Big Ten Medals of Honor in 2014. Wong was one of the most decorated women's gymnasts in school history, capturing 11 All-America awards and the AAI Award, which is presented to the nation's top women's gymnastics student-athlete.

Middle left: Senior guard Trevor Menke received his degree in May of 2014. All five Husker seniors are on track to earn their undergraduate degrees by next May.

Bottom left: Commencement ceremonies are now held in Pinnacle Bank Arena. The summer commencement in 2013 was the first event held in the arena.

Top right: Brandon Ubel poses with Director of Athletics Shawn Eichorst after graduation ceremonies. Ubel received his degree in communications in May of 2013 and was a two-year starter for the Huskers.

Right: Andre Almeida received his degree in May of 2013. Since 2001, over 80 percent of Husker basketball players who have finished their eligibility have received their degree.



Nebraska's Dick and Peg Herman Family Student Life Complex opened after receiving an \$8.7 million expansion and renovation in 2010. The complex tripled the size of NU's previous academic support area for student-athletes. The Nebraska Life Skills program helps Husker student-athletes experience the benefits of service to others while learning to expand their own leadership skills. The Abbott Life Skills Center is located within the Herman Family Student Life Complex.

THE NEBRASKA ACADEMIC EXPERIENCE

From the day student-athletes decide the University of Nebraska is the right place to be, the athletic academic counseling unit provides personal and academic support to ensure that student-athletes will get the most out of their years as Huskers. Featuring one of the most innovative and comprehensive academic support systems in the country, Nebraska is dedicated to helping its student-athletes become outstanding leaders in their chosen fields. The academic support team is comprised of 13 full-time staff members and a tutorial staff of approximately 75 tutors addressing all subject areas.

ACADEMIC COUNSELING

Eight academic counselors and three assistant academic counselors are in place to monitor daily academic progress, receive consistent course feedback, assist with the advising/registration process and monitor continuing eligibility and progress toward graduation. Essentially, academic counselors assist student-athletes in navigating the University of Nebraska system.

TUTORIAL SUPPORT

A tremendous resource for all academic abilities, unlimited tutorial support is available from day one up to college graduation. Subject and mentor tutors help provide academic support and study strategies to be successful. Supplemental Instruction, a sub-component of the tutorial program, provides targeted group review sessions to help ease the transition to college academics while improving study strategies and building academic self-esteem.

STUDY HALL

Nebraska's study hall program is housed in the D.J. Sokol Enrichment Center within the Dick and Peg Herman Family Student Life Complex. Student-athletes attend a supervised, flex-time study hall that features day, evening and weekend hours. Each student-athlete is required to complete a specific number of study hours each week as determined by their academic counselor and/or coach. In addition, weekly study hall reports are provided to the coaching staff. Additional performance-based or tutor-based study hall may also be determined by the academic counselor.

MENTORING

Many student-athletes meet with a mentor on a weekly basis to assist in making a smooth transition from high school to college. Mentors collect syllabi, gather and report academic progress information and teach academic success strategies.

EDUCATIONAL ASSESSMENTS

Assessments are administered upon the request of the student-athlete, academic counselor, or coach to determine student strengths and areas for improvement. Results allow academic counselors to develop a personalized academic support program and to determine if more in-depth testing is warranted. When additional assessments are necessary, referrals are made to a consulting psychologist who conducts the assessments. If it is determined that a student-athlete has a learning disability, appropriate accommodations are made through the Office of Services for Students with Disabilities.

STUDENT-ATHLETE ORIENTATION

The academic staff coordinates New Student-Athlete Orientation to help newcomers adjust to the multiple demands of being a college student-athlete. Presentations are made by academic counselors, compliance officials, NU faculty and administrators, business/community professionals and student-athletes.

PERSONAL COUNSELING

Student-athletes will find a supportive and caring environment at Nebraska. Transitional issues, stress management, time management, academic focus and problem resolution are all addressed in a proactive manner throughout the year. If necessary, counseling referrals are also made to designated practitioners.

COMPUTER RESOURCES

Student-athletes enjoy a new state-of-the-art computer lab and technology center with 58 computers and professional supervision. Laptops are also available during team travel. Student-athletes have the benefit of ongoing education and assistance from a full-time computer technician.

NEBRASKA LIFE SKILLS - SERVING LEADERS



The Nebraska Life Skills program is committed to providing proactive education, resources and support throughout college and beyond, best preparing Husker student-athletes for life after sports. Services foster transition, retention, responsible decision-making, leadership, volunteerism and career development.

Nebraska has long been considered a pioneer in life skills support and programming. In 1998, Nebraska was one of five Division I schools nationally to win the prestigious Program of Excellence Award recognizing a strong commitment to total person development. In 2005, Keith Zimmer, Associate A.D. for Life Skills, was the recipient of the Dr. Gene Hooks Award recognizing him as the top life skills administrator in the country.

LIFE SKILLS COMPONENTS

PROACTIVE EDUCATION

Husker Life Seminar – All incoming student-athletes complete a 13-week fall semester seminar addressing a variety of life skills topics ranging from leadership to money to relationships and study skills. **Team Workshops** – Campus and community experts facilitate team-specific life skills education workshops. **Student-Athlete Assemblies** – Meetings featuring remarks from nationally recognized life skills trainers.

PERSONALIZED SUPPORT/INDIVIDUAL SESSIONS

Resume Development – Each student-athlete is assigned a Life Skills counselor who assists in the creation of a personalized resume for the student-athlete. Periodic follow-up meetings will take place through graduation to ensure a well-rounded college experience and marketability to realize career goals.

COMMUNITY OUTREACH

Nebraska student-athletes combine to impact over 100,000 people statewide on an annual basis. **Team Service Requirement** – Each team participates in a minimum of two service projects per year. **School Outreach** – Individuals participate in numerous school outreach campaigns in both classroom and assembly settings. **Hospital Visits** – Huskers are frequent hospital visitors providing cheer and encouragement to a variety of patients. **Miscellaneous Outreach** – Outreach requests are received daily from the entire state requesting involvement from Husker student-athletes. **Mentoring Programs** – Typically requires one hour of service per week serving as a youth mentor.

LEADERSHIP/CITIZENSHIP

Life Skills promotes leadership development and provides recognition opportunities for extraordinary citizenship. **Student-Athlete Advisory Committee** – Elected team representatives from each of the 24 sports serve as the “voice” of the entire student-athlete population

discussing student-athlete welfare, legislation and service events. **HERO Leadership Award** – Individual recognition to Huskers who have consistently gone above and beyond serving as an exemplary role-model. **Heart and Soul Award** – Presented annually to the top senior student-athlete leaders for extraordinary service throughout their college careers. **Tom Osborne Citizenship Team** – Individual recognition to Huskers across all sports who have completed at least six service projects during the academic year. **Nebraska Football Uplifting Athletes** – A recognized student organization initiated in 2012, Nebraska football players and UNL student leaders collaborate to raise funds and awareness for those with rare diseases. Nebraska running back Rex Burkhead was named the 2012 recipient of the National Rare Disease Champion Award and C.J. Zimmerer won the award in 2014. **Life Skills Award of Excellence** – Recognizes team services and leadership with the top men’s and women’s programs being honored on an annual basis.

CAREER COMMITMENT

In addition to the creation of a personalized resume and game plan, the following career resources are available to every Husker. **Student-Athlete Career Fair** – Attended by approximately 25 companies. **Networking Night** – Former Husker student-athletes and other professionals thriving in their chosen career fields share valuable insights with sophomore student-athletes. **Assessments** – On-line assessments to help individuals discover talents and match with a major and career. **Practical Experience** – Programs in place to facilitate shadowing and internship placements. **Job Preparation** – Expert advice on cover letter writing, interviewing skills and evaluating the job offer.

POSTGRADUATE ASSISTANCE

Commitment to helping student-athletes pursue postgraduate plans and scholarships. **Career Nights** – Learn from the experts to gain valuable insight on timelines, application procedures, entrance requirements, personal essays and more. **Scholarships** – Seniors in their final season of athletic eligibility can apply for numerous postgraduate awards.

Top: The Husker team participated in a pediatric cancer walk in support of Avery Harriman, the son of NU assistant coach Chris Harriman, who is has been battling leukemia.

Lower left: Shavon Shields talks to 5,000 area middle school students during the “Invest 2 Be The Best” Pep Rally at Pinnacle Bank Arena.

Lower middle: Leslee Smith was one of several Husker student-athletes who visited elementary schools around the state to talk about the value of education and making healthy choices.

Lower right: Jake Hammond, Tarin Smith and B.J. Day participate in the Husker Heroes event, as over 300 individuals with disabilities and their families have an opportunity to spend an evening with Husker student-athletes.

LEADING THE WAY



As one of the nation's premier public institutions, the University of Nebraska is committed to undergraduate learning and world-class research. Quality instruction is emphasized in Nebraska's 157 undergraduate majors, which are spread through nine undergraduate colleges.

Nebraska, which officially joined the Big Ten Conference on July 1, 2011, is a member of the Committee on Institutional Cooperation, a consortium of Big Ten universities and the University of Chicago, which has generated unique opportunities for students and faculty by sharing expertise, leveraging resources and collaborating on programs.

The University of Nebraska was chartered by the Nebraska Legislature in 1869 as the state's public university and land-grant institution. Founded in Lincoln, the University of Nebraska was expanded in 1968 into a state educational system now comprising four campuses under the guidance of a Board of Regents and a central administration.

To discover more about the University of Nebraska visit unl.edu. To learn more about Nebraska athletics, visit Huskers.com.



Large photo: The Nebraska Student Union is the meeting place on campus where students can spend a little down time between classes. It has study areas and a food court.

Bottom left: Love Library is the main library at the University of Nebraska and sits on the southern edge of City Campus.

Bottom middle: The Esther L. Kaufmann Center houses the Jeffery S. Raikes School of Computer Science and Management.

Bottom right: The new, 30,000-square foot Jackie Gaughan Multicultural Center is the nation's largest multicultural center attached to a student union.



LINCOLN, NEBRASKA

The state capital of Nebraska, Lincoln is a growing city that features activities for citizens of all ages and interests. Lincoln is a scenic city that includes gardens, bike paths and entertainment. The Haymarket District is full of entertainment and dining options and is just blocks from the UNL Campus. The historic state capitol building provides the centerpiece of the downtown area, and famed "O" Street provides numerous options for nightlife and entertainment for UNL students.



Modeled after the Power and Light District in Kansas City, the Railyard sits right across from the front entrance of the new Pinnacle Bank Arena, allowing fans to go to an event and then go out to the outdoor plaza.

Some of the artists that have played or will play at Pinnacle Bank Arena since it opened in August of 2013 include: Jay-Z, Katy Perry, Michael Buble, Pink, Pearl Jam, Jason Aldean, Elton John, Miranda Lambert and Paul McCartney.



One of the nation's 75 largest cities, Lincoln features the advantages of an urban setting and is only minutes away from the scenic beauty and wide open spaces of America's Heartland. Home to more than one-quarter of a million people and the third-largest city in the Big Ten Conference, living in Lincoln enables Nebraska student-athletes to enjoy the benefits of city life, while residing in a community that is widely regarded as one of the top places to live in the United States.

LINCOLN'S NATIONAL RANKINGS

- Happiest U.S. City (LiveScience)
- Healthiest U.S. City (Center for Disease Control)
- Best Sport City (Sporting News)
- Lowest Unemployment Rate (Bureau of Labor)
- Best Cities for Families (Child Magazine)
- No. 1 Overall Wellbeing (Gallup)
- No. 1 Quality of Life (State Univ. of New York)
- No. 2 City in Quality of Life (Gallup)
- No. 7 Cleanest Air (CNN)
- No. 7 City for Business & Careers (Forbes)
- No. 8 Most Secure Places to Live (Sperling's)
- Top 10 College Town (Relocate America)



PROMINENT PEOPLE WITH NEBRASKA TIES

Grover Cleveland Alexander, Major League Baseball Hall of Fame pitcher • Fred Astaire, dancer and actor • Max Baer, boxer • Marlon Brando, Academy Award-winning actor • William Jennings Bryan, U.S. Secretary of State, U.S. Representative, Democratic Party nominee for president 1896, 1900, and 1908 • **Warren Buffett, investor; Forbes Magazine's 2008 Richest Man in the World** • Richard N. Cabela, entrepreneur, founder of Cabela's sporting store • **Johnny Carson, comedian** • Joba Chamberlain, Major League Baseball pitcher, Detroit Tigers • Dick Cheney, 46th U.S. Vice-president • Brian Duensing, Major League Baseball pitcher, Minnesota Twins • Henry Fonda, Academy Award-winning actor • Bob Gibson, Major League Baseball Hall of Fame pitcher, St. Louis Cardinals • Alex Gordon, Major League Baseball All-Star and Gold Glove winner, Kansas City Royals • **Amy Heidemann, Karmin lead singer** • **Marg Helgenberger, actress** • Peter Kiewit, contractor, investor and philanthropist • Jaime King, actress • Ted Kooser, Poet Laureate of the United States and Pulitzer Prize winner • Larry the Cable Guy, comedian • Malcolm X, civil rights leader • Nick Nolte, actor, producer • Edwin Perkins, inventor of Kool-Aid, philanthropist • Andy Roddick, tennis star, 2003 U.S. Open Champion • Gale Sayers, Football Hall of Fame running back, Chicago Bears • Elliott Smith, singer-songwriter • Hilary Swank, 2-time Academy Award-winning actress • Jack Sock, 2014 Wimbledon doubles champion • **Gabrielle Union, actress** • **James Valentine, Maroon 5 guitarist** • Tony Watson, Major League Baseball All-Star, Pittsburgh Pirates • Paula Zahn, Former News anchor for CNN



OMAHA

Nebraska's largest city, Omaha, is less than an hour's drive from Lincoln and has a population of nearly 800,000. Omaha is home to TD Ameritrade Park, the NCAA College World Series (left) and the world-renowned Henry Doorly Zoo (middle).



NEBRASKA'S NATIONAL POWER

Nebraska competed at the highest levels across the board in 2013-14, producing top-25 national finishes in 14 of its 24 varsity sports. Nebraska was one of only two NCAA Division I schools to advance to the NCAA Championships in the six major team sports of men's and women's basketball, baseball and softball, women's soccer and women's volleyball, while also playing in a football bowl game. The Huskers won NCAA Tournament games in five of those sports, while also winning their bowl game, a feat no other school in the country matched in 2013-14.

In addition to the success of Husker teams, Nebraska produced its most All-Americans in more than a decade with 42 student-athletes capturing national honors across all sports in 2013-14. Nebraska's 42 All-Americans included 29 first-team award winners in their respective sports, led by 2014 NCAA 400-meter hurdles champion Miles Ukaoma. Not only did the Huskers enjoy success across many fields of competition, Nebraska fans supported the Big Red in record numbers as the volleyball (1st), football (9th), women's basketball (11th), men's basketball (13th), baseball (15th) and softball programs all ranked among the nation's top 20 in attendance.

Coach Bo Pelini's Nebraska football program notched its sixth consecutive nine-win season by defeating Georgia in the Gator Bowl. The Big Red closed the season with a 9-4 record and finished at No. 25 in the USA Today Coaches Top 25. Coach Tim Miles claimed Big Ten Coach-of-the-Year honors in his second season at Nebraska by leading the Huskers to their first NCAA Tournament appearance since 1998. Coach Darin Erstad led the Nebraska baseball team to the NCAA Tournament in his third season at his alma mater. The former Major League All-Star and Gold Glove winner guided the Huskers to a 41-21 record and runner-up finishes in the Big Ten regular season and at the tournament held at TD Ameritrade Park.

Coach John Cook's traditionally powerful volleyball program marched to the NCAA Elite Eight and finished No. 7 nationally in the AVCA Top 25. The Huskers featured Big Ten Player of the Year and first-team AVCA All-America outside hitter Kelsey Robinson. Connie Yori claimed Big Ten Coach-of-the-Year honors for the second straight season while leading the women's basketball program to its first conference tournament title. The Huskers advanced to the NCAA Tournament second round and finished No. 13 in the final AP rankings behind first-team WBCA All-America forward Jordan Hooper.

John Walker added Big Ten Coach-of-the-Year honors of his own for leading the Nebraska soccer program back to prominence. The Huskers swept the Big Ten regular-season and tournament crowns

before advancing to the second round of the 2013 NCAA Tournament while finishing 13th in the final NSCAA Top 25. Jordan Jackson was named the Big Ten Midfielder of the Year, while Ari Romero captured Big Ten Defender-of-the-Year honors. Big Ten Coach of the Year Rhonda Revelle led the Husker softball team to an NCAA Super Regional for the second straight year after sharing the Big Ten regular-season title and finishing 17th in the final national rankings. The Huskers featured first-team All-America catcher Taylor Edwards and her twin sister, third-team All-America pitcher Tatum Edwards.

The traditional national power Husker bowling team took second at the NCAA Championships with first-team All-American Lizbeth Kuhlkin leading the way for Coach Bill Straub's team. Great America Rifle Conference Coach of the Year Stacy Underwood led the Huskers to a fifth-place finish at the NCAA Championships with young All-Americans Lauren Phillips, Denise Martin and Rachel Martin leading the way.

One of the greatest women's gymnasts in Nebraska history, Emily Wong powered Coach Dan Kendig's squad to the NCAA Super Six. Wong finished her career as an 11-time All-American by capturing three All-America awards in 2014. The Big Ten Gymnast of the Year was also the AAI Award winner as the nation's top gymnast. The women's outdoor track and field team capped the season with a 19th-place finish at the NCAA Championships thanks to first-team All-America performances by Maggie Malone (Javelin), Jazmin McCoy (Long Jump) and Ellie Ewere (Triple Jump).

Coach Chuck Chmelka's men's gymnastics team took eighth at the NCAA Championships behind a first-team All-America performance in the all-around from Wyatt Aycock. Coach Mark Manning guided the wrestling team to an outstanding season. The Husker wrestlers finished 11th at the NCAA Championships with All-Americans James Green (3rd, 157) and Robert Kokesch (4th, 174) leading the way.


Nebraska capped its 2013-14 campaign by receiving the top individual performance of the year from senior hurdler Miles Ukaoma at the NCAA Outdoor Track and Field Championships. Ukaoma raced to the 2014 NCAA title in the 400-meter hurdles to help the Husker men take 12th as a team at the outdoor championships. Coach Gary Pepin's squad also tied for 17th at the NCAA Indoor Championships. Overall, eight Husker men's track and field athletes captured first-team All-America honors.



A unanimous All-Big Ten pick in 2013-14, Terran Petteway led the conference in scoring at 18.1 points per game. Petteway and the revitalized Huskers made their first NCAA Tournament appearance since 1998, while ranking among the nation's best in attendance.



Jordan Hooper capped her illustrious career by becoming just the third Husker to earn first-team WBCA All-America honors. The Alliance, Neb., native set a school record with 295 three-pointers, while finishing second in points (2,357) and rebounds (1,110).



NEBRASKA'S TOP 25 NATIONAL FINISHES IN 2013-14

Bowling	2nd
Rifle	5th
Women's Gymnastics	6th
Volleyball	7th
Men's Gymnastics	8th
Softball	9th
Wrestling	11th
Men's Outdoor Track & Field	12th
Soccer	13th
Women's Basketball	13th
Men's Indoor Track & Field	17th (Tie)
Women's Outdoor Track & Field	19th
Football	25th

Top: The Nebraska women's basketball team captured the program's first conference tournament title in 2014. The Huskers competed in the NCAA Tournament for the sixth time in the last eight seasons.

Left: I-Back Ameer Abdullah owns back-to-back 1,000-yard rushing seasons and entered his senior season as the nation's active leader in all-purpose yards.



Middle left: An 11-time All-American, Emily Wong won the AAI Award as the nation's most outstanding female gymnast in 2014.

Bottom left: James Green earned his third All-America award as a junior in 2013-14. The Willingboro, N.J., native has qualified for two University World Championships.

Top right: Kelsey Robinson became the first Husker to earn Big Ten Volleyball Player-of-the-Year honors and was one of four finalists for the 2014 Honda Sports Award for Volleyball.

Bottom right: Miles Ukaoma became Nebraska's 78th track and field national champion with his victory in the 400-meter hurdles at the 2014 NCAA Outdoor Championships. Ukaoma was the first Husker to win a national title in the event.

HUSKER EQUIPMENT

Nebraska student-athletes are fitted with the finest adidas equipment and clothing as part of the apparel manufacturer's lucrative sponsorship deal with the Nebraska Athletic Department. From head to toe, Husker athletes receive the newest gear to not only look sharp, but to also have the latest technology at their disposal.

Devaney Center Equipment Manager Pat Norris works closely with an on-campus adidas representative to make sure Husker basketball players have everything they need to represent the University in a proper manner. From warmups to workout gear and shoes to winter coats, Norris orders the best fitting, most appropriate gear for the Huskers every season, so they can look their best on and off the court.



PAT NORRIS
Devaney Center
Equipment Manager



2014-15 OUTLOOK



TERRAN PETTEWAY

2014-15 NEBRASKA CORNHUSKERS

NUMERICAL ROSTER

No.	VL	Name	Pos.	Ht.	Wt.	Yr.	Hometown (Previous School)
0	*	Tai Webster	G	6-4	199	So.	Auckland, New Zealand (Westlake Boys)
1		Andrew White III ^	G	6-7	220	Jr.	Richmond, Va. (University of Kansas)
2	***	David Rivers	F	6-7	200	Sr.	Little Rock, Ark. (Hall)
3	**	Benny Parker	G	5-9	172	Jr.	Kansas City, Kan. (Sumner Academy)
5	*	Terran Petteway	G/F	6-6	215	Jr.	Galveston, Texas (Texas Tech University)
10	***	Trevor Menke	G	5-11	184	Sr.	Beatrice, Neb. (Beatrice)
11		Tarin Smith	G	6-2	175	Fr.	Ocean Township, N.J. (St. Anthony)
12		Moses Abraham	C	6-9	252	Sr.	Kano, Nigeria (Georgetown University)
21	*	Leslee Smith	F	6-8	255	Sr.	Long Look, British Virgin Islands (Seward County Community College)
23		Nick Fuller	G/F	6-7	207	RFr.	Sun Prairie, Wis. (Sun Prairie)
24		Jake Hammond	F	6-10	230	Fr.	Comanche, Okla. (Comanche)
30		B.J. Day	G/F	6-5	236	Fr.	Lincoln, Neb. (Southeast)
31	**	Shavon Shields	G/F	6-7	221	Jr.	Olathe, Kan. (Northwest)
35	*	Walter Pitchford	F	6-10	237	Jr.	Grand Rapids, Mich. (University of Florida)
44	***	Kye Kurkowski	F	6-11	221	Sr.	Grant, Neb. (Perkins County)

ALPHABETICAL ROSTER

No.	VL	Name	Pos.	Ht.	Wt.	Yr.	Hometown (Previous School)
12		Abraham, Moses	C	6-9	252	Sr.	Kano, Nigeria (Georgetown University)
30		Day, B.J.	G/F	6-5	236	Fr.	Lincoln, Neb. (Southeast)
23		Fuller, Nick	G/F	6-7	207	RFr.	Sun Prairie, Wis. (Sun Prairie)
24		Hammond, Jake	F	6-10	230	Fr.	Comanche, Okla. (Comanche)
44	***	Kurkowski, Kye	F	6-11	221	Sr.	Grant, Neb. (Perkins County)
10	***	Menke, Trevor	G	5-11	184	Sr.	Beatrice, Neb. (Beatrice)
3	**	Parker, Benny	G	5-9	172	Jr.	Kansas City, Kan. (Sumner Academy)
5	*	Petteway, Terran	G/F	6-6	215	Jr.	Galveston, Texas (Texas Tech University)
35	*	Pitchford, Walter	F	6-10	237	Jr.	Grand Rapids, Mich. (University of Florida)
2	***	Rivers, David	F	6-7	200	Sr.	Little Rock, Ark. (Hall)
31	**	Shields, Shavon	G/F	6-7	221	Jr.	Olathe, Kan. (Northwest)
21	*	Smith, Leslee	F	6-8	255	Sr.	Long Look, British Virgin Islands (Seward County Community College)
11		Smith, Tarin	G	6-2	175	Fr.	Ocean Township, N.J. (St. Anthony)
0	*	Webster, Tai	G	6-4	199	So.	Auckland, New Zealand (Westlake Boys)
1		White III, Andrew ^	G	6-7	220	Jr.	Richmond, Va. (University of Kansas)

^-will sit out 2014-15 season because of NCAA transfer rules

COACHES AND STAFF

HEAD COACH:

Tim Miles (University of Mary, 1989)
34-31 in two seasons at Nebraska; 317-251 in 19 seasons

ASSISTANT COACHES:

Chris Harriman, third season (Augusta State, 2003)
Kenya Hunter, second season (Duquesne, 1996)
Jim Molinari, first season (Illinois Wesleyan, 1977)

SUPPORT STAFF:

Director of Basketball Operations: Teddy Owens
Video Coordinator: Gregory Eaton
Basketball Strength Coach: Tim Wilson
Administrative Coordinator: Brett Sapp
Graduate Manager: Ali Farokhmanesh
Graduate Manager: Jordan Hitchcock
Equipment Manager: Pat Norris
Athletic Trainer: R.J. Pietig
Administrative Assistant: Kim Whitmore
Media Relations Contact: Shamus McKnight
HuskerVision: Tyler Bassinger

2014-15 HUSKER BREAKDOWN

PRONUNCIATION GUIDE

Names
 Ali **Farokhmanesh** fuh-ROAK-muh-NESH
 Trevor **Menke** Men-key
 Jim **Molinari** Mole-in-AIR-ee
Terran Petteway tur-RAHN PET-eh-way
Tarin Smith Tear-in
Shavon Shields sha-VON
Tai Webster Tie

HOMETOWNS

Beatrice, Neb. Be-AT-russ
 Kano, Nigeria KAH-noh
 Olathe, Kan. oh-LAY-tha

BY CLASS

Seniors (5)..... Moses Abraham, Kye Kurkowski,
 Trevor Menke, David Rivers, Leslee Smith
 Juniors (5)..... Benny Parker, Terran Petteway,
 Walter Pitchford, Shavon Shields, Andrew White III
 Sophomore (1)..... Tai Webster
 Freshman (4) B.J. Day, Nick Fuller,
 Tarin Smith, Jake Hammond

BY STATE

Arkansas (1)..... David Rivers
 Kansas (2) Benny Parker, Shavon Shields
 Michigan (1)..... Walter Pitchford
 Nebraska (3) B.J. Day, Kye Kurkowski, Trevor Menke
 New Jersey (1) Tarin Smith
 Oklahoma (1)..... Jake Hammond
 Texas (1)..... Terran Petteway
 Wisconsin (1)..... Nick Fuller
 Virginia (1) Andrew White III

BY COUNTRY

New Zealand (1) Tai Webster
 Virgin Islands (1)..... Leslee Smith
 Nigeria (1)..... Moses Abraham

ROSTER BREAKDOWN

RETURNING STARTERS (5)

Name, Yr. Pos.	Exp.	G-GS	MP-Avg.	FG-FGA (FG%)	3FG-3FGA (3FG%)	FT-FTA (FT%)	Reb.-Avg.	A	TO	B	S	TP-Avg.
Terran Petteway, Jr., G/F	1VL	32-32	1014-31.7	182-427 (.426)	48-147 (.327)	167-204 (.819)	155-4.8	52	88	24	29	579-18.1
Shavon Shields, Jr., G/F	1VL	32-32	1042-32.6	131-296 (.443)	18-57 (.316)	129-179 (.721)	184-5.8	51	51	9	29	409-12.8
Walter Pitchford, Jr., F	1VL	32-31	742-23.2	107-226 (.473)	48-117 (.410)	34-49 (.694)	151-4.7	16	15	18	12	296-9.3
Tai Webster, So., G	1VL	32-30	729-22.8	34-112 (.304)	6-35 (.171)	52-84 (.619)	66-2.1	63	58	3	24	126-3.9
David Rivers, Sr., F	3VL	25-14	499-20.0	27-57 (.474)	1-3 (.333)	21-33 (.636)	73-2.9	10	13	13	25	76-3.0

OTHER RETURNING LETTERWINNERS (4)

Name, Yr. Pos.	Exp.	G-GS	MP-Avg.	FG-FGA (FG%)	3FG-3FGA (3FG%)	FT-FTA (FT%)	Reb.-Avg.	A	TO	B	S	TP-Avg.
Benny Parker, Jr., G	2VL	32-2	477-14.9	32-67 (.478)	0-5 (.000)	14-16 (.875)	33-1.0	29	13	1	30	78-2.4
Leslee Smith, Sr., F	1VL	32-1	537 (16.8)	67-129 (.519)	0-1 (.000)	38-61 (.623)	154-4.8	12	45	20	29	172-5.4
#-Kye Kurkowski, Sr., F	3VL	5-0	10 (2.0)	1-1 (.000)	0-0 (.000)	0-1 (.000)	3-0.6	0	0	0	0	2-0.4
#-Trevor Menke, Sr., G	3VL	5-0	10 (2.0)	1-2 (.500)	1-2 (.500)	0-0 (.000)	0-0.0	0	0	0	1	3-0.6

LETTERMEN LOST (4)

Name, Pos.	Exp.	G-GS	MP-Avg.	FG-FGA (FG%)	3FG-3FGA (3FG%)	FT-FTA (FT%)	Reb.-Avg.	A	TO	B	S	TP-Avg.
Mike Peltz, Sr., G	2VL	11-0	54 (4.9)	0-4 (.000)	0-0 (.000)	1-2 (.500)	9-0.8	1	1	0	1	1-0.1
Sergej Vucetic, So., C	2VL	7-0	16 (2.3)	2-2 (1.000)	0-0 (.000)	0-2 (.000)	4-0.6	0	0	1	0	4-0.6
Nathan Hawkins, Fr., G	1VL	16-0	116 (7.3)	7-30 (.233)	6-19 (.316)	3-6 (.500)	15-0.9	5	5	0	2	23-1.4
Deverell Biggs, Jr., G	0VL	15-0	308 (20.5)	50-117 (.427)	6-17 (.353)	43-64 (.672)	50-3.3	23	34	6	15	149-9.9

REDSHIRTS (1)

Name, Pos.	Yr.-Exp.	Ht.	Wt.	Hometown (Last School)	Career Stats/Highlights
Nick Fuller, G/F	RFr.-RS	6-7	207	Sun Prairie, Wis. (Sun Prairie)	Finalist for Mr. Basketball in Wisconsin; 25.0 ppg, 11.0 rpg, 2x all-state pick who scored 1,938 points

NEWCOMERS (5)

Name, Pos.	Yr.-Exp.	Ht.	Wt.	Hometown (Last School)	Career Stats/Highlights
Tarin Smith, G	Fr.-HS	6-2	175	Ocean Township, N.J. (St. Anthony HS)	First-team all-state selection averaged 15 ppg, 4 apg, 4 rpg; State runner-up in both seasons as a starter
Moses Abraham, C	Sr.-TR	6-9	252	Kano, Nigeria (Georgetown)	Three-year letterwinner from Georgetown; Averaged 1.9 points, 2.8 rebounds in 31 games in 2013-14
Jake Hammond, F	Fr.-HS	6-10	230	Comanche, Okla. (Comanche HS)	Mr. Basketball Finalist in Oklahoma; 26.2 ppg, 14.8 rpg, 5.7 bpg as a senior
#-B.J. Day, F	Fr.-HS	6-5	236	Lincoln, Neb. (Southeast HS)	Second-team all-state as a senior at Lincoln Southeast, averaging 14.5 ppg; 6.5 rpg
^Andrew White	Jr.-TR	6-7	220	Richmond, Va. (Kansas)	Played two seasons at Kansas (44 games); Virginia Player of the Year in 2015;

#-Walk-on student-athlete; ^-Transfer student-athlete not eligible until 2015-16

TEAM INFORMATION

2013-14 Record	19-13 (15-1 H, 3-8 A, 1-4 N)
Big Ten Record (Finish)	11-7 (4th)
Big Ten Tournament	0-1, lost to Ohio St., 67-71
Postseason	0-1, NCAA Tournament
Starters Returning/Lost	5/0
Lettermen Returning/Lost	9/4
Newcomers	5

HISTORICAL INFORMATION

First year of basketball	1896-97
Overall all-time record	1,433-1,273 (.530)
Regular-Season conference titles (Last)	7 (1950)
Postseason conference titles (Last)	1 (1994)
Pinnacle Bank Arena record	15-1 (.933)
All-time postseason appearances	24
All-time postseason record	23-23
NCAA Appearances (last)	7 (2014)
NIT Appearances (last)	17 (2011)
Home Arena/Capacity	Pinnacle Bank Arena (15,000)
Year Opened	2013

COACHING AND SUPPORT STAFF

Head Coach	Tim Miles (University of Mary, 1989)
Assistant Coaches	Chris Harriman (Augusta State, 2003)
	Kenya Hunter (Duchesne, 1996)
	Jim Molinari (Illinois Wesleyan, 1977)
Strength Coach	Tim Wilson
Director of Basketball Operations	Teddy Owens
Video Coordinator	Gregory Eaton
Administrative Coordinator	Brett Sapp





HUSKERS READY TO TAKE THE NEXT STEP IN 2014-15

For Coach Tim Miles and the Nebraska basketball program, there are a lot of things to look back on a breakthrough 2013-14 season. However, one item which has sharpened the Huskers' focus heading into preseason practice.

It's not the 19 wins, including a pair of victories against top-10 teams.

It's not the 11-7 Big Ten record and fourth-place Big Ten finish - the program's best since 1999.

It's not the 15-1 home record in front of standing-room crowds at Pinnacle Bank Arena.

It's the two losses the Huskers suffered to close the year - to Ohio State in the Big Ten Tournament and to Baylor in the NCAA Tournament - which served as a reminder that there is still work to do.

"There is no doubt we have unfinished business," Miles, who was the Big Ten Coach of the Year after leading the Huskers to their first tournament appearance since 1998, said. "They remember that more than the accolades that went with their great run to end the Big Ten season. We didn't have a chance to end things the way we wanted to."

Miles has seen the focus and edge in his players in the preseason and is excited to see what the season brings.

"A few days ago, we had a one-hour workout, and when we finished nobody left the gym but me," Miles said. "They all hung around. They want to practice. They want to get better and that is a really good sign."

The Huskers return all five starters, including All-Big Ten performers Terran Petteway and Shavon Shields, and seven of their top eight rotation players from a group that went 19-13. Not only does Nebraska return a pair of double-digit scorers for the first time in 11 years, but also its top six rebounders and its top three distributors.

"You can't replace veteran leadership and to have such a strong core nucleus back certainly bodes well if they have the same mentality," Miles said. "If we have that fighter's

mentality with something to prove, I think we will be alright. These guys have that. Their ambition for work has been excellent. They spend a lot of time improving themselves, not only with their basketball skills, but also with their physical training. I've been impressed with their work ethic and their dedication to our program."

For Miles, one of the keys will be to regain the defensive identity that NU found to key an 11-3 surge to close conference play. Nebraska held its final 14 Big Ten foes to a combined 39 percent shooting.

"I think we found an identity late in the year which was a defensive presence and it took us a while to realize that," Miles said. "If we can continue to be an excellent defensive team, we will have success in the Big Ten."

FRONTCOURT

The Husker frontcourt will be the deepest in Miles' three seasons with the return of starters Walter Pitchford and David Rivers, along with seniors Leslee Smith and Kye Kurkowski. Senior transfer Moses Abraham provides a strong defensive presence and experience after spending four years at Georgetown, while freshman Jake Hammond is brimming with potential.

Pitchford gives opponents a unique challenge, as the 6-foot-10 junior is one of the Big Ten's best-shooting big men. In his first season of action for Nebraska, he averaged 9.3 points and 4.7 rebounds per game while shooting 41 percent from 3-point range. One of the Huskers' most athletic players, Pitchford played some of his best basketball in the final six weeks of the season, reaching double figures in 11 of NU's final 14 games, including a career-high 18 points at ninth-ranked Michigan State.

"Walt is such a difficult matchup for a five-man and is a real asset on the offensive end," Miles said. "His shooting range creates opportunities for our wings and guards. For him, the next step is to be able to get to the line more often."

Rivers is the Huskers' most experience performer, as he has made 77 appearances, including 31 starts in his career. While he averaged just 3.0 points and 2.9 rebounds per game, his biggest contributions come on the defensive end, where his length and athleticism allows him to pester more physical players. Rivers became a more efficient offensive player, setting career highs in both field goal percentage and free throw percentage. He also grabbed at least six rebounds in four of his eight starts, including a career-high nine against Ohio State in the Big Ten Tournament.

"David is our ultimate glue guy," Miles said. "He does a lot of little things well, and has a knack for making winning plays, whether it is blocking a shot, getting a big rebound or hitting a shot. His focus is all about the team, and he finds a way to operate well on winning teams and that is a great quality for a player to have."

Smith was one of the best frontcourt reserves in the Big Ten in 2013-14, averaging 5.4 points and 4.8 rebounds per game. The 6-foot-8 forward led the Huskers with three double-doubles and his brawny work inside complimented the perimeter-based Pitchford to give the Huskers a solid inside combination. Smith's status for early in the season is in doubt, as he tore his left ACL in July, but has worked diligently in rehab in hopes of returning during Big Ten play.

"Leslee is in a situation where his rehab is going well, and we are excited about that. But at the same time, we won't know until we get him back on the floor every day and see how it responds" Miles said. "We are hopeful to have him back by January."

The early loss of Smith could be offset by the addition of Abraham, who arrived on campus in June. The 6-foot-9 senior center played for three seasons at Georgetown, averaging 1.9 points and 2.8 rebounds per game in 2013-14, while ranking second on the Hoyas with 23 blocked shots in just 13.1 minutes per game. Abraham's physicality and shot-blocking ability provides someone who can protect the rim,



DAVID RIVERS

which is essential in the Big Ten.

“Moses brings a physicality and length that we haven’t had here,” Miles said. “His physical play and rebounding will help us, and he also has played in some big games for championship teams, and that experience is just as important for our program.”

While the addition of Abraham gives the Huskers experience, Hammond has the ability to be a long-term solution on the front line. The 6-foot-10, 230-pound forward averaged 26.2 points, 14.8 rebounds and 5.7 blocks per game at Comanche High School in Oklahoma as a senior and was rated among the top 150 players in the country by some services. Hammond is very athletic for his size and is not afraid to be physical and how quickly he progresses will determine the playing time he earns as a true freshman.

“Jake has a nose for the ball, rebounds well and really runs well,” Miles said. “He is still developing and I think he will be strong in the future for us, but I also think he will do some good things for us this year.”

A walk-on, Kurkowski played in five games in spot duty in 2013-14, totaling two points and three rebounds in 10 minutes of work. The fifth-year senior provides depth up front and has been a valuable performer on the scout team during his Husker career.

WINGS

The Huskers’ biggest strength is on the wings, where All-America candidate Terran Petteway and All-Big Ten performer Shavon Shields both return for their junior campaigns. The duo averaged 31.0 points and 10.6 rebounds per game in 2013-14, and is among the best

duos in the country. Redshirt freshman Nick Fuller will make a bid for early playing time, while Andrew White III will push the returnees in practice as he sits out this year after transferring from Kansas. Freshman B.J. Day will likely redshirt following a knee injury he suffered during the first week of practice in October.

“Shavon and Terran are excellent offensive players and can go out and take over a game at any point,” Miles said. “There are not a lot of teams in the country that have a pair of players who can get you 30 points in conference play, and we are fortunate that they can play off each other so well.”

“When you have guys like Shavon and Terran who are your best players and your hardest workers, it sets a tone for the rest of your team, especially the young players coming into your program,” Miles said.

Petteway emerged as one of college basketball’s biggest surprises last year, leading the Big Ten in scoring average with 18.1 points per game, while ranking among team leaders with 4.8 rebounds and 1.6 assists per contest. Not only did Petteway become a proven scorer, recording seven 20-point games, including a season-high 35-point effort against Minnesota, but played his best against the Huskers’ toughest foes, averaging 20.8 points per game in 14 games against top-50 RPI teams. A tireless worker with a relentless work ethic, he earned invitations to the Kevin Durant Skills Academy and adidas Nations Camp and honed his game against some of the best players in the nation, working on his ball handling and expanding his shooting range. That work should only enhance his game entering his junior season, as his size and athleticism on the wing makes him a tough matchup for opponents.

A CLOSER LOOK

RETURNING TEAM STATS

Pct. of scoring	81.5 (1,741/2,137)
Pct. of rebounds	85.6 (819/957)
Pct. of field goals made	80.0 (80.9/719)
Pct. of field goals attempted	78.2 (1,317/1,684)
Pct. of 3-point FG made.....	64.9 (122/188)
Pct. of 3-point FG attempted.....	65.1 (367/564)
Pct. of free throws made.....	89.0 (455/511)
Pct. of free throws attempted	87.9 (627/714)
Pct. of assists	76.6 (233/304)
Pct. of steals	80.6 (179/222)
Pct. of blocked shots.....	89.9 (89/99)
Pct. of minutes	79.1 (5,060/6,400)

NOTE: All statistics based on returning player stats and percentage of overall team totals from 2013-14.

RETURNING STAT LEADERS

Points per game.....	Terran Petteway – 18.1
Rebounds per game	Shavon Shields – 5.8
Assists per game	Tai Webster – 2.0
Steals per game	David Rivers – 1.0
Blocked Shots per game	Terran Petteway – 0.8
Games Started	Shields/Petteway– 32
Minutes Played.....	Shavon Shields – 1,042
Field Goals Made.....	Terran Petteway – 182
Field Goal Pct.	Leslee Smith – 51.9
Free Throws Made.....	Terran Petteway – 167
Free Throw Pct.	Terran Petteway – 81.9
3-Pointers Made	Pitchford/Petteway – 48
3-Point Field Goal Pct.	Walter Pitchford – 41.0

ACTIVE CAREER LEADERS

Points.....	Shavon Shields, 649
Rebounds.....	Shavon Shields, 328
3-Pointers	Terran Petteway/Walter Pitchford, 48
Field Goals	Shavon Shields, 220
Free Throws.....	Shavon Shields, 177
Assists.....	Benny Parker, 98
Steals.....	Benny Parker, 54
Blocked Shots	David Rivers, 29
Games Played	David Rivers, 77
Games Started.....	Shavon Shields, 51
Minutes Played.....	Shavon Shields, 1,846

EXPERIENCE CHART

Player	Games	Starts	Starts at NU
Abraham.....	65.....	1.....	0
Kurkowski	13.....	0.....	0
Menke	23.....	0.....	0
Parker	65.....	18.....	18
Petteway.....	60.....	43.....	32
Pitchford.....	45.....	31.....	31
Rivers.....	77.....	31.....	31
Shields	60.....	31.....	31
Smith	60.....	7.....	1
Webster.....	32.....	30.....	30
White III.....	44.....	0.....	0
Totals	544.....	192.....	174



WALTER PITCHFORD



TERRAN PETTEWAY



SHAVON SHIELDS

Shields, who joined Petteway at adidas Nations Camp over the summer, has been a mainstay in the Husker lineup for the past two years, and has developed into one of the Big Ten's top all-around players. The 6-foot-7 junior averaged 12.8 points and a team-high 5.8 rebounds per game while starting all 32 games. He played some of his best basketball when the Huskers went to a bigger lineup, moving to the wing and averaging 15.7 points and 6.0 rebounds per game over the Huskers' final 12 contests. Shields put up four 20-point efforts as a sophomore, including a 26-point effort against No. 9 Wisconsin and a career-high 33-point night against Illinois, where he matched a school record by going 15-of-15 from the line. He is one of only four returnees who ranked among the Big Ten leaders in both scoring and rebounding in Big Ten play, and his leadership and strong play will be critical to the Huskers' success.

Fuller made the most of his redshirt season, earning the Huskers' lifter of the year while adding nearly 20 pounds since coming to campus a year ago. The additional strength and explosiveness will only help his game, and the challenge of facing Petteway and Shields every day in practice helped his adjustment to the college game. The 6-foot-7, 207-pounder is an excellent shooter and scorer, averaging 25.0 points and 11.2 rebounds per game as a senior at Sun Prairie (Wis.) High School. A finalist for Mr. Basketball in Wisconsin, Fuller totaled 1,940 points during his high school career and was a two-time all-state selection.

"Nick is a crafty player and someone who has really improved his body. He went from a slender kid to someone who is more of a physical presence," Miles said. "He shoots the ball well, but he also rebounds well and is a smart player with his cuts and reads. I think he can add value to what we are doing."

One of the biggest coups for the Huskers was the transfer of Andrew White III in August. The 6-foot-7 guard spent the last two years at Kansas, helping the Jayhawks to a pair of Big 12 titles, and will have two years of eligibility remaining beginning in 2015-16. A former top-50 recruit and player of the year in Virginia, White averaged 2.3 points and 1.2 rebounds per game off the bench, including a pair of double-figure scoring efforts. An excellent shooter who possesses a strong work ethic, White will be an impact player early in his Husker career.

"I think it is going to be great for Andrew's development to go up against Terran and Shavon every day in practice," Miles said. "It is going to raise the level of play for all three of them.



TAI WEBSTER

Andrew possesses great leadership qualities and is about the right things. He has dedicated himself to being a better player and only good things are on the horizon for him."

Day walked on to the program and is an intriguing player. The 6-foot-5, 236-pound forward earned all-state honors at Lincoln Southeast, averaging 14.5 points and 6.5 rebounds per game last year. He is a second-generation Husker, as his father, Bernard, starred for the Huskers in the mid-1980s and was a member of NU's first NCAA Tournament qualifier.

"B.J. has a good skill level and a physical presence," Miles said. "His dad was a good player and he has been exposed to the finer points of the game. For B.J., it is a matter of him being healthy and being in the best top physical condition he is in and he'll be all right."

BACKCOURT

Despite the loss of four-year letterwinner and 3-point specialist Ray Gallegos, the Huskers have depth in the backcourt with the return of starting point guard Tai Webster, along with Benny Parker and Trevor Menke. In addition, freshman Tarin Smith has been impressive in workouts and pushes himself into the mix at one of the guard spots. The development of Parker and Smith could allow Webster more of an opportunity to play both guard spots.

Webster was thrown into the fire early on, making 30 starts as a true freshman, as he played in all 32 games. He led the Huskers with 63 assists, while averaging 3.9 points and 2.1 assists per game. Webster showed flashes of his potential with four double-figure scoring efforts, including a season-high 14 points against Georgia. The 6-foot-4 guard gained valuable experience for New Zealand's Senior National Team over the summer, culminating in the FIBA World Cup in Spain. He averaged 5.3 points, 3.0 rebounds and 1.5 assists per game despite being the fourth-youngest player in the tournament, helping New Zealand to the round of 16. Among the teenagers in the event, only Giannis Antetokounmpo of the Milwaukee Bucks averaged more points and rebounds while Webster's assists per game were second only to Utah Jazz rookie Dante Exum. Miles believes the lessons Webster learned as a freshman will pay dividends in 2014-15.

"The experience he gained last year and back home was important for his development," Miles said. "Even though he didn't play his best at times, he learned to play through it and has come back with a lot of confidence and it had been



BENNY PARKER

evident early. My goal for him is to play the point and the two-guard. I think he can do some neat things off the ball and things that can really help our team."

While Webster has the potential to be an effective scorer, Benny Parker's strength comes at the defensive end, as he earned a reputation as one of the best defensive guards in the Big Ten. Parker, who was chosen as the Huskers' defensive MVP, played in every game last season, but saw more action as the season progressed, averaging 1.5 steals per game over the Huskers' final 14 games. Parker was a solid distributor at the point, posting a better than 2-to-1 assist-to-turnover ratio, and also became more of an offensive threat in the final month of the season. He had eight points and three steals at Indiana and seven points against Northwestern. At 5-foot-9, Parker is a fearless defender who is not afraid of a challenge.

"Benny is a guy who creates so many things for us defensively," Miles said. "He does an excellent job of stopping opponents' offense with his ability to guard the ball and he can create turnovers that lead to easy fast break opportunities. He brings that energy for us every night and that is a special quality to have."

Fifth-year senior Trevor Menke provides more experience and depth for the Husker backcourt. A walk-on, Menke played in five games last year and hit a 3-pointer against Purdue. He saw significant action as a sophomore in 2012-13, committing one turnover in 65 minutes of work. The Beatrice, Neb., native is a great practice player, doing whatever it takes to help his teammates succeed.

Another player who has been impressive during the offseason work is freshman Tarin Smith. The freshman was a two-year starter at point guard at St. Anthony High School in New Jersey, helping the school to a pair of state runner-up finishes. As a senior, he was a first-team all-state pick by the AP, averaging 15 points, four rebounds and four assists per game. As a player coming from Hall of Fame Coach Bob Hurley's program, Smith has a good grasp of the game and is an excellent distributor, and could be in position to earn significant minutes as a freshman.

"I have been very impressed with Tarin," Miles said. "He is a true point guard who delivers the ball on time and on target, handles the ball well, can get around guys and uses screen and roll well. He is improving on the defensive end, but college basketball is different defensively. I think he has a bright future in our program."

2014-15 SCHEDULE

Date	Opponent	Location	Time	Television/Internet
Thursday, Nov. 6	Southwest Minnesota State (exhibition)	Lincoln, Neb. (Pinnacle Bank Arena)	7 p.m.	BTN Plus
Sunday, Nov. 16	Northern Kentucky	Lincoln, Neb. (Pinnacle Bank Arena)	1 p.m.	BTN Plus
Tuesday, Nov. 18	Central Arkansas	Lincoln, Neb. (Pinnacle Bank Arena)	7 p.m.	ESPN3
Saturday, Nov. 22	at Rhode Island	Kingston, R.I. (Thomas M. Ryan Center)	6 p.m.	TBA
Tuesday, Nov. 25	Nebraska-Omaha	Lincoln, Neb. (Pinnacle Bank Arena)	7 p.m.	ESPN3
Friday, Nov. 28	Tennessee-Martin	Lincoln, Neb. (Pinnacle Bank Arena)	TBA	ESPN3
Monday, Dec. 1	at Florida State (ACC/Big Ten Challenge)	Tallahassee, Fla. (Donald L. Tucker Center)	6 p.m.	ESPN2
Sunday, Dec. 7	Creighton	Lincoln, Neb. (Pinnacle Bank Arena)	6 p.m.	BTN
Wednesday, Dec. 10	Incarnate Word	Lincoln, Neb. (Pinnacle Bank Arena)	7 p.m.	ESPN3
Saturday, Dec. 13	Cincinnati	Lincoln, Neb. (Pinnacle Bank Arena)	8 p.m.	BTN
at Hawaiian Airlines Diamond Head Classic				
Monday, Dec. 22	vs. Hawaii (Diamond Head Classic)	Honolulu, Hawaii (Stan Sheriff Center)	11:59 p.m.	ESPNU
Tuesday, Dec. 23	vs. Wichita St./Loyola Marymount	Honolulu, Hawaii (Stan Sheriff Center)	8/10:30 p.m.	ESPNU/2
Thursday, Dec. 25	vs. TBA (Diamond Head Classic)	Honolulu, Hawaii (Stan Sheriff Center)	TBA	ESPN2/U/3
Wednesday, Dec. 31	Indiana #	Lincoln, Neb. (Pinnacle Bank Arena)	TBA (1)	BTN
Monday, Jan. 5	at Iowa #	Iowa City, Iowa (Carver-Hawkeye Arena)	8 p.m.	BTN
Thursday, Jan. 8	Rutgers #	Lincoln, Neb. (Pinnacle Bank Arena)	8 p.m.	ESPNU
Sunday, Jan. 11	Illinois #	Lincoln, Neb. (Pinnacle Bank Arena)	7:30 p.m.	BTN
Thursday, Jan. 15	at Wisconsin #	Madison, Wis. (Kohl Center)	8 p.m.	ESPN/2
Tuesday, Jan. 20	Minnesota #	Lincoln, Neb. (Pinnacle Bank Arena)	7:30 p.m.	BTN
Saturday, Jan. 24	Michigan State #	Lincoln, Neb. (Pinnacle Bank Arena)	3/6 p.m.	ESPN/2
Tuesday, Jan. 27	at Michigan #	Ann Arbor, Mich. (Crisler Center)	6 p.m.	ESPN
Saturday, Jan. 31	at Minnesota #	Minneapolis, Minn. (Williams Arena)	5 p.m.	BTN
Tuesday, Feb. 3	Northwestern #	Lincoln, Neb. (Pinnacle Bank Arena)	6:30 p.m.	BTN
Saturday, Feb. 7	at Penn State #	University Park, Pa. (Bryce Jordan Center)	3 p.m.	ESPNU
Tuesday, Feb. 10	Wisconsin #	Lincoln, Neb. (Pinnacle Bank Arena)	8 p.m.	ESPN
Sunday, Feb. 15	at Purdue #	West Lafayette, Ind. (Mackey Arena)	4:15 p.m.	BTN
Thursday, Feb. 19	at Maryland #	College Park, Md. (XFINITY Center)	6 p.m.	BTN
Sunday, Feb. 22	Iowa #	Lincoln, Neb. (Pinnacle Bank Arena)	TBA (2)	CBS/BTN
Thursday, Feb. 26	at Ohio State #	Columbus, Ohio (Value City Arena)	6 p.m.	ESPN/2
Wednesday, March 4	at Illinois #	Champaign, Ill. (State Farm Center)	9 p.m.	BTN
Sunday, March 8	Maryland #	Lincoln, Neb. (Pinnacle Bank Arena)	TBA (3)	CBS/BTN
at Big Ten Tournament				
Wednesday, March 11	Big Ten Tournament First Round	Chicago, Ill. (United Center)	3:30 p.m./6 p.m.	ESPN2/BTN
Thursday, March 12	Big Ten Tournament Second Round	Chicago, Ill. (United Center)	11 a.m./1:30 p.m./5:30 p.m./8 p.m.	BTN/ESPN2
Friday, March 13	Big Ten Tournament Quarterfinals	Chicago, Ill. (United Center)	11 a.m./1:30 p.m./5:30 p.m./8 p.m.	ESPN/BTN
Saturday, March 14	Big Ten Tournament Semifinals	Chicago, Ill. (United Center)	Noon/2:30 p.m.	CBS
Sunday, March 15	Big Ten Tournament Championship	Chicago, Ill. (United Center)	2:30 p.m.	CBS
at NCAA Tournament				
Tues.-Wed., March 17-18	First Four	Dayton, Ohio	TBA	TruTV
Thurs.-Sun., March 19-22	Second/Third Rounds	Various Sites	TBA	CBS, TBS, TNT, TruTV
Thurs.-Fri., March 26-27	NCAA Regional Semifinals	Various Sites	TBA	CBS, TBS
Sat.-Sun., March 28-29	NCAA Regional Finals	Various Sites	TBA	CBS, TBS
Saturday, April 4	National Semifinals	Indianapolis, Ind.	TBA	CBS
Monday, April 6	National Championship Game	Indianapolis, Ind.	TBA	CBS

All times listed are Central; dates and times subject to change. All games carried on the Husker Sports Radio Network and on Huskers.com # - Big Ten Conference games; (1)- Dec. 31 time announced in early December; (2) - Feb. 22 Time and TV announced by Feb. 2; (3) - March 9 time and TV announced by March 2

REGULAR-SEASON SCHEDULE NOTES

- ◆ Nebraska will face a trio of first-time opponents in Northern Kentucky (Nov. 16), Central Arkansas (Nov. 18) and Incarnate Word (Dec. 10).
- ◆ The Huskers' trip to the Hawaiian Airlines Diamond Head Classic marks the sixth time that Nebraska has played a holiday tournament in Hawaii. NU played in the Rainbow Classic four times (1979, 1992, 1997, 2007) and the 1989 Chaminade New Year's Classic.
- ◆ Nebraska travels to Florida State for the ACC/Big Ten Challenge. The Huskers, who are 2-1 since joining the Big Ten, are one of only four Big Ten programs with a winning record in the challenge, joining Ohio State (7-6), Purdue (7-6) and conference newcomer Maryland, which was 10-5 in the event.
- ◆ The Huskers will have a minimum of 30 games broadcast live on TV or the Internet in 2014-15. Every Big Ten conference game is carried nationally on one of the Big Ten's television partners (ESPN, CBS, BTN), providing unmatched exposure for Nebraska basketball.



Nebraska's 60-49 win over Miami tied the ACC/Big Ten series at six wins apiece and allowed the Big Ten to keep the Commissioner's Cup for a fifth straight season.

COMPLIANCE GUIDELINES FOR FANS

COMMITMENT TO COMPLIANCE

On behalf of the University of Nebraska student-athletes, coaches and Athletics Department staff, I would like to express my appreciation for your continued support of our entire athletics program.

The University of Nebraska is known for its loyal, passionate, and knowledgeable fans. It is this type of fervent support that not only assists Nebraska student-athletes in reaching their full potential on and off the playing field, but also draws the next generation of student-athletes to our campus. However, as a University of Nebraska booster, please remember that you are also required to know and follow NCAA regulations.

Our coaches, student-athletes, and Athletics Department staff members are knowledgeable about NCAA regulations because they receive on-going education. But, to truly attain the excellence the University of Nebraska strives for, we also need our supporters to be educated about these same regulations. In turn, you will be assisting us with protecting the eligibility and well-being of our current and future student-athletes.

Please review the information listed below, which includes some of the most important and frequently asked questions about NCAA regulations for boosters. Since this document cannot address everything you may need to know, I encourage you to contact our office with questions that may arise. Our staff can be reached at (402) 472-2042 or Compliance@Huskers.com.

Thank you and Go Huskers!

Jamie Vaughn, Associate Athletic Director for Compliance

NCAA PRINCIPLES

INSTITUTIONAL CONTROL

It is the responsibility of the University of Nebraska to control its intercollegiate athletic program in compliance with the rules and regulations of the NCAA and the Big Ten Conference.

RESPONSIBILITY

The University of Nebraska's responsibility for the conduct of its program includes responsibility for the actions of its staff members and for the actions of any other individual, booster or organization engaged in activities promoting the athletic interests of the institution.

COMPLIANCE

The University of Nebraska must monitor its program to assure compliance and to identify and report

to the NCAA instances in which compliance has not been achieved. An institution found to have violated NCAA rules is subject to disciplinary and corrective actions as determined by the NCAA.

FREQUENTLY ASKED QUESTIONS FROM BOOSTERS

AM I A BOOSTER?

Anyone who engages in the following is a booster for the University of Nebraska:

- a) Belongs to a University of Nebraska athletics booster club;
- b) Makes financial donations to the Athletics Department or a specific Husker team;
- c) Assists in the recruitment of prospective student-athletes;
- d) Employs, gives benefits to, or provides services to a student-athlete, a prospective student-athlete or the relatives/friends of either; or
- e) Promotes the University of Nebraska athletics program.

WHAT IS AN "EXTRA BENEFIT"?

An "extra benefit" is any benefit provided to a student-athlete or a student-athlete's relatives or friends that is not authorized by NCAA legislation or available to the general student body. The following list is not exhaustive, but includes examples of "extra benefits" that jeopardize a student-athlete's eligibility:

- a) Free or discounted: food, merchandise, housing, tickets, repairs, haircuts, tattoos, golf/gym memberships, jewelry, etc;
- b) Use of a car, boat, or ATV; and
- c) Gifts, loans, money, or gift cards.

CAN I CONTACT PROSPECTIVE STUDENT-ATHLETES (RECRUITS) FOR THE HUSKERS?

No. It is not permissible for boosters to contact recruits. This restriction applies to, but is not limited to, the following forms of contact:

- a) Face-to-Face Interaction;
- b) Phone Calls/Skype;
- c) Email/Text Messages; and
- d) Facebook, Twitter, and all other forms of social media communication.

Remember to ask before you act. Contact the Athletic Compliance Office by phone at (402) 472-2042. The compliance fax number is (402) 472-6961 and the office can be reached by email at compliance@huskers.com.

THE BUS WHITEHEAD MEMORIAL SCHOLARSHIP

The newest endowed scholarship at Nebraska honors one of the most legendary figures in Husker basketball history, as the Bus Whitehead Memorial Scholarship was created in 2013.

The scholarship honors the two-time all-conference selection who guided the Huskers to consecutive Big Seven championships in 1949 and 1950.

The recipient shall be a member of the Husker basketball program and preference shall be given to a candidate who has demonstrated a high level of athletic achievement, moral character, effective leadership skills, integrity and a commitment to excellence in all endeavors. Preference shall be given to residents of Nebraska.

For more on the Bus Whitehead Memorial Scholarship or any of the other Devaney Society scholarships, contact the Nebraska Athletic Development office at (402) 472-2367.



The Bus Whitehead Memorial Scholarship was created in 2013, and was first presented on Jan. 9, 2014. Shavon Shields was the first recipient of the scholarship, and his mother, Senia, accepted the award from the Whitehead family and University of Nebraska Director of Athletics Shawn Eichorst.

2014-15 HUSKERS

N



SHAVON SHIELDS



KYE KURKOWSKI

#44



SR. | FORWARD | 6-11 | 221 | GRANT, NEB.

CAREER HIGHS

Points	2, two times (last, 2/5/14)
Rebounds	2, two times (last, 11/17/13)
Field Goals	1, two times (last, 2/5/14)
Free Throws	None
3-point FG	None
Assists	None
Steals	None
Blocks	None
Minutes	3, two times (last, 11/17/13)

CAREER HONORS

- ◆ Three-Time Academic All-Big Ten (2012-13-14)
- ◆ Nebraska Scholar-Athlete Honor Roll (Spring 2013, Fall 2013)

MISC. STATISTICS

Category	2012-13	Career
Double-Figure Scoring	0	0
Double-Figure Rebounding	0	0
Double-Figure Assists	0	0
Double-Doubles	0	0
Led Team in Scoring	0	0
Led Team in Rebounding	0	0
Led Team in Assists	0	0
20+ Point Games	0	0
30+ Point Games	0	0

KURKOWSKI'S' CAREER STATS

vs. All Opponents

Year	G-GS	MP-Avg.	FG-FGA	Pct.	3FG-3FGA	Pct.	FT-FTA	Pct.	Rebounds					TP-Avg.		
									O-D	Tot.-Avg.	F-DQ	A	TO		B	S
2011-12	2-0	3-1.5	0-0	.000	0-0	.000	0-0	.000	0-0	0-0.0	0-0	0	0	0	0	0-0.0
2012-13	6-0	9-1.5	1-1	1.000	0-0	.000	0-0	.000	0-2	2-0.3	0-0	0	1	0	0	2-0.3
2013-14	5-0	10-2.0	1-1	1.000	0-0	.000	0-1	.000	0-3	3-0.6	1-0	0	0	0	0	2-0.4
TOTAL	13-0	22-1.7	2-2	1.000	0-0	.000	0-1	.000	0-5	5-0.4	1-0	0	1	0	0	4-0.3

vs. Big Ten Opponents

Year	G-GS	MP-Avg.	FG-FGA	Pct.	3FG-3FGA	Pct.	FT-FTA	Pct.	Rebounds					TP-Avg.		
									O-D	Tot.-Avg.	F-DQ	A	TO		B	S
2011-12	1-0	2-2.0	0-0	.000	0-0	.000	0-0	.000	0-0	0-0.0	0-0	0	0	0	0	0-0.0
2012-13	5-0	8-1.6	1-1	1.000	0-0	.000	0-0	.000	0-2	2-0.4	0-0	0	1	0	0	2-0.4
2013-14	3-0	5-1.7	1-1	1.000	0-0	.000	0-1	.000	0-1	1-0.3	0-0	0	0	0	0	2-0.7
TOTAL	9-0	15-1.7	2-2	1.000	0-0	.000	0-1	.000	0-3	3-0.3	0-0	0	1	0	0	4-0.4

2014-15 (Outlook)

Kye Kurkowski has been a solid contributor to the Husker basketball program during his career. The 6-foot-11 forward walked on to the program and has played in 13 games as a Husker while providing depth in the frontcourt. A fifth-year senior, he serves as one of the leaders of the Husker scout team and pushes his teammates to improve every day. The Grant, Neb., native is also a three-time Academic All-Big Ten honoree.

2013-14 (Junior)

Kurkowski saw action in five contests, totaling two points and three rebounds in 10 minutes. He grabbed a career-high two rebounds in three minutes against South Carolina State on Nov. 17, and converted his only field goal attempt at No. 10 Michigan on Feb. 5. He also saw action against Florida Gulf Coast, Penn State and Purdue. Kurkowski was named to the Academic All-Big Ten team for the third straight season.

2012-13 (Sophomore)

Kurkowski played in six games in 2012-13, including five Big Ten contests, and totaled two points and two rebounds in nine minutes. He did not play in NU's first 19 contests before making his season debut against Illinois on Jan. 22, when he grabbed

a pair of rebounds in three minutes. He broke into the scoring column for the first time of his career against Northwestern on Jan. 26, hitting a basket in the final minute of a 65-49 win. He also saw playing time at No. 1 Indiana on Feb. 13, at No. 17 Wisconsin on Feb. 26, and at Iowa on March 9. He also played the final minute of NU's quarterfinal loss in the Big Ten Tournament against No. 10 Ohio State on March 15.

2011-12 (Redshirt Freshman)

Kurkowski made two appearances on the season, but did not record any stats. He made his Husker debut in the final two minutes against Illinois on Feb. 20, and also played the final minute against Purdue in the Big Ten Tournament on March 8.

2010-11 (Redshirt)

Kurkowski redshirted as a true freshman.

Before Nebraska

Kurkowski was a standout player for Coach Shawn Cole at Perkins County High School, a Class C-2 school in Grant, Neb.

Kurkowski was a first-team all-conference and all-district performer as a senior, averaging 12.9 points, 9.2 rebounds and 3.9 blocks per game in 2009-10. He reached double figures in rebounding in 11 of 21 games as a senior and had five games with at least six blocked shots.


His best performance as a senior came in a 27-point performance against Dundy County, when he hit 11-of-14 shots from the floor and added 11 rebounds and a pair of steals. He also had a triple-double against Chase County with 18 points, 11 rebounds and 10 blocked shots.

He became a full-time starter during his junior campaign, when he averaged 8.6 points, 8.2 rebounds and 3.5 blocked shots per game.

In addition to his basketball exploits, he lettered four times in football and three years in track, giving him 10 varsity letters. Kurkowski was an accomplished student, finishing his career with a 4.0 GPA and ranking in the top five in his senior class. He was an academic all-state selection by the Lincoln Journal Star and was a member of the High Honor Roll at Perkins County. His success in the classroom qualified him for a Regents Scholarship at Nebraska.

Personal

Kye is the son of Kelvin and Judy Kurkowski and was born on Dec. 25, 1991. He has three brothers, Max, Ross and Zak, and two sisters, Nilee and Jaclyn. Kurkowski is an agricultural engineering major at Nebraska and will graduate in December.



CAREER HIGHS

Points	3, two times (last, 2/23/14)
Rebounds	2, vs. Valparaiso (11/15/12)
Field Goals	1, two times (last, 2/23/14)
Free Throws	1, vs. Illinois (1/22/13)
3-point FG	1, two times (last, 2/23/14)
Assists	3, vs. Nebraska-Omaha (11/18/12)
Steals	1, two times (last, 2/5/14)
Blocks	None
Minutes	16, two times (last, 11/18/12)

CAREER HONORS

- ◆ NABC Honor Court (2013-14)
- ◆ NU Scout Team Player of the Year (2014)
- ◆ Three-Time Academic All-Big Ten (2012-13-14)
- ◆ Nebraska Student-Athlete HERO Leadership Award (2013)
- ◆ Nebraska Scholar-Athlete Honor Roll (Fall 2012, 2013, Spring 2013)

MISC. STATISTICS

Category	2012-13	Career
Double-Figure Scoring	0	0
Double-Figure Rebounding	0	0
Double-Figure Assists	0	0
Double-Doubles	0	0
Led Team in Scoring	0	0
Led Team in Rebounding	0	0
Led Team in Assists	0	0
20+ Point Games	0	0
30+ Point Games	0	0

MENKE'S CAREER STATS

vs. All Opponents

Year	G-GS	MP-Avg.	FG-FGA	Pct.	3FG-3FGA	Pct.	FT-FTA	Pct.	Rebounds							
									O-D	Tot.-Avg.	F-DQ	A	TO	B	S	TP-Avg.
2011-12	3-0	7-2.3	0-1	.000	0-1	.000	0-0	.000	0-0	0-0.0	1-0	0	0	0	0	0-0.0
2012-13	15-0	65-4.3	1-8	.125	1-5	.200	1-2	.500	1-1	2-0.1	7-0	5	1	0	1	4-0.3
2013-14	5-0	10-2.0	1-2	.500	1-2	.500	0-0	.000	0-0	0-0.0	0-0	0	0	0	1	3-0.6
TOTAL	23-0	82-3.6	2-11	.182	2-8	.250	1-2	.500	1-1	2-0.1	8-0	5	1	0	2	7-0.3

vs. Big Ten Opponents

Year	G-GS	MP-Avg.	FG-FGA	Pct.	3FG-3FGA	Pct.	FT-FTA	Pct.	Rebounds							
									O-D	Tot.-Avg.	F-DQ	A	TO	B	S	TP-Avg.
2011-12	Did not play															
2012-13	8-0	18-2.3	1-3	.333	1-1	1.000	1-2	.500	0-0	0-0.0	0-0	2	1	0	0	4-0.5
2013-14	3-0	6-2.0	1-1	1.000	1-1	1.000	0-0	.000	0-0	0-0.0	0-0	0	0	0	1	3-1.0
TOTAL	11-0	24-2.2	2-4	.500	2-2	1.000	1-2	.500	0-0	0-0.0	0-0	2	1	0	1	7-0.6

into duty following a rash of injuries.

Menke made his Husker debut against Alcorn State on Dec. 17, playing four minutes against the Braves as the Huskers were without three players because of injuries. He got another opportunity against Central Michigan, as he played two minutes in the first half backing up Brandon Richardson and Bo Spencer. After not playing during Big Ten action, he saw time in the Huskers' Big Ten Tournament loss to Purdue on March 8, playing the final minute of the loss to the Boilermakers.

2010-11 (Redshirt)

Menke redshirted as a freshman. He missed the second half of the season with a broken foot suffered in practice in late December of 2010.

Before Nebraska

Menke was one of the state's top point guards playing for Beatrice High School and legendary Coach Jim Weeks. Menke was a four-year starter, helping Beatrice to a Class B state title in 2008, two runner-up finishes (2007 and 2009) and a third-place showing as a senior. In 2009-10, Menke earned first-team Class B and third-team All-Nebraska (all-class) honors, averaging 14.2 points, 5.1 assists and 2.3 rebounds a game. That followed on the heels of a junior campaign where he averaged 14.2 points and 5.0 assists per game while hitting 44 percent from 3-point range to earn first-team all-state accolades for the first time in his career. Menke showed a knack for clutch performances throughout his high school career, hitting game-winning buzzer beaters in the state tournament in both his junior and senior years, including a 28-footer in the first round of the 2010 state tournament. A four-year letterwinner in basketball, Menke also lettered four years in track and three in cross country at Beatrice. He was a member of the National Honor Society, a member of the honor roll throughout his career and served as vice president of the student council.

Personal

Trevor is the son of Steven and Wendy Menke and was born on July 1, 1991. He has one older brother, Brent, who served as a team manager for the Husker program. Trevor is a social science education major at Nebraska and graduated in May of 2014. He is currently working on a degree in higher education administration.

2014-15 (Outlook)

Walk-on Trevor Menke has proven to be a valuable member of the Husker squad throughout his career. The 5-foot-11 guard from Beatrice, Neb., has been a critical part of NU's scout team during his career and his work ethic and intangibles have helped the Huskers every day in the gym. Menke has been a steady reserve when called upon, appearing in 23 games as a Husker, including 15 games as a sophomore. One of five seniors on the 2014-15 squad, Menke received his undergraduate degree in May of 2014 and is working on a master's degree.

2013-14 (Junior)

Menke was a solid reserve in the Husker backcourt, appearing in five games while running the Husker scout team in daily practice. He totaled three points and a steal in 10 minutes. He played in consecutive games against Western Illinois and South Carolina State during non-conference action, logging three minutes in the win over the Bulldogs. In Big Ten play, Menke made three appearances, recording a steal at No. 10 Michigan on Feb. 5 and hitting his only field goal of the season - a three-pointer - against Purdue on Feb. 23.

2012-13 (Sophomore)

Menke provided the Huskers with a solid reserve at the point guard spot, appearing in 15 games and totaling four points and five assists. Menke was a solid ball-handler,

committing one turnover in 64 minutes of action. He saw a majority of his action early in the season, backing up freshman Benny Parker and seeing action in six of NU's first eight contests. Menke's most extensive playing time came against Southern on Nov. 11, and Nebraska-Omaha on Nov. 18, when he played a career-high 16 minutes in both games. Against UNO, he dished out three assists and had a steal in NU's 75-62 win. He also turned in a solid effort against Valparaiso, grabbing two rebounds in seven minutes of work.

In Big Ten action, his time decreased, as the Huskers moved Dylan Talley to the point guard spot, but Menke still played in eight contests. He scored his first career point against Illinois on Jan. 22, hitting 1-of-2 from the foul line in three minutes. His most extensive action came against Northwestern on Jan. 26, as he played five minutes to help handle the Wildcats' 1-3-1 zone, dishing out a pair of assists in a 64-49 win. Menke hit his first career shot, a 3-pointer in the final minute, at Iowa on March 9. He also played the final minute of NU's Big Ten quarterfinal against No. 10 Ohio State on March 15.

2011-12 (Redshirt Freshman)

Menke saw limited duty, playing in three games during the 2011-12 season as a backup point guard. The walk-on earned an opportunity with his work in practice running the scout team, as he was forced



BENNY PARKER

#3



JR. | GUARD | 5-9 | 172 | KANSAS CITY, KAN. | SUMNER ACADEMY

CAREER HIGHS

Points	9, vs. FGCU (11/8/13)
Rebounds	3, six times (last, 3/15/13)
Field Goals	4, three times (last, 11/8/13)
Free Throws	6, at Wake Forest (11/27/12)
3-point FG	1, two times (last, 12/3/12)
Assists	7, vs. Tulane (11/21/12)
Steals	4, two times (last, 2/12/14)
Blocks	1, three times (last, 12/21/13)
Minutes	31, four times (last, 3/9/14)

CAREER HONORS

- ◆ Defensive MVP (2013-14)
- ◆ Most Improved Player (2013-14)
- ◆ Seventh on NU's single-season freshman list in assists (69 in 2012-13)

MISC. STATISTICS

Category	2013-14	Career
Double-Figure Scoring	0	0
Double-Figure Rebounding	0	0
Double-Figure Assists	0	0
Double-Doubles	0	0
Led NU in Scoring	0	0
Led NU in Rebounding	0	0
Led NU in Assists	4	15
20+ Point Games	0	0
30+ Point Games	0	0

2014-15 (Outlook)

Benny Parker took advantage of an opportunity and became one of the focal points of Nebraska's defensive turnaround in 2013-14. When Deverell Biggs was dismissed in late January, Parker found a chance to play extended minutes, and quickly became a fan favorite with his tenacity, on-ball defense and hustle. The 5-foot-9 guard had better than a 2-to-1 assist-to-turnover ratio while averaging 1.5 steals per game over the Huskers' last 14 games. Parker, who provided a change of pace from Tai Webster, also became a more confident shooter down the stretch, hitting 58 percent from the floor in that span. His efforts were recognized by his teammates, as he was chosen by his teammates as the team's Defensive MVP.

Heading into his junior season, Parker has worked hard to improve other facets of his game, and he is poised to earn significant time in the backcourt.

2013-14 (Sophomore)

Parker emerged as a vital member of the Huskers' rotation at the point guard spot. Although he averaged just 2.4 points per game and had a better than 2-to-1 assist-to-turnover ratio, Parker provided intangibles and toughness in his perimeter defensive efforts. He led NU with 30 steals despite playing less than 15 minutes per game and was chosen by his teammates as the Huskers' defensive MVP.

Parker became more of a scoring threat down the stretch, averaging 3.8 points per game on 58 percent shooting from the floor over NU's final 14 games, a stretch where the Huskers went 10-4. He also increased both his rebounding and assist totals and averaged 1.5 steals per game in that span. He saw significant time in the postseason, averaging 4.5 points, 2.0 rebounds and 1.5 steals per game in the Big Ten and NCAA Tournament contests.

In Big Ten action, Parker played in all 18 games, but found consistent minutes

down the stretch. Beginning with the Minnesota win on Jan. 26 when he had four points, two assists and two rebounds in 10 minutes of work, Parker saw double-digit minutes in 13 of the Huskers' final 14 games. He provided a lift at Northwestern on Feb. 8, scoring all five of his points in the second half and added a pair of steals as Nebraska picked up its first road win of the year. Against Illinois, he matched his career high with four steals and had four assists, while his on-ball defense limited the Illini to 33 percent second-half shooting. Parker was electrifying against Purdue with two points, two assists and three steals, helping to limit the Boilermakers to just 30 percent shooting. During the final weeks of the season, Parker became more of an offensive threat, as he had six points at Illinois on Feb. 26. He had seven points and drew a crucial charge with 29 seconds left to preserve a four-point Husker lead against Northwestern on March 1. Parker set his Big Ten career high with eight points

PARKER'S CAREER STATS

vs. All Opponents

Year	G-GS	MP-Avg.	FG-FGA	Pct.	3FG-3FGA	Pct.	FT-FTA	Pct.	Rebounds							
									O-D	Tot.-Avg.	F-DQ	A	TO	B	S	TP-Avg.
2012-13	33-16	681-20.6	31-87	.356	2-13	.154	24-36	.667	4-40	44-1.3	57-1	69	43	2	24	88-2.7
2013-14	32-2	477-14.9	32-67	.478	0-5	.000	14-16	.875	2-31	33-1.0	49-0	29	13	1	30	78-2.4
TOTAL	65-18	1158-17.8	63-154	.409	2-18	.111	38-52	.731	6-71	77-1.2	106-1	98	56	3	54	166-2.6

vs. Big Ten Opponents

Year	G-GS	MP-Avg.	FG-FGA	Pct.	3FG-3FGA	Pct.	FT-FTA	Pct.	Rebounds							
									O-D	Tot.-Avg.	F-DQ	A	TO	B	S	TP-Avg.
2012-13	18-3	305-16.9	8-33	.242	0-4	.000	10-16	.625	1-17	18-1.0	33-1	25	19	0	13	26-1.4
2013-14	18-0	264-14.7	18-36	.500	0-1	.000	10-10	1.000	1-20	21-1.2	24-0	14	6	0	19	46-2.6
TOTAL	36-3	569-15.8	26-69	.377	0-5	.000	20-26	.769	2-37	39-1.1	57-1	39	25	0	32	72-2.0

at Indiana, as he went 3-for-3 from the field, added three steals and helped limit Yogi Ferrell to 4-of-14 shooting. Parker closed Big Ten play by playing a season-high 31 minutes in the win over No. 9 Wisconsin, adding four points, two assists and a pair of steals.

During non-conference action, Parker showed signs of improvement early, when he scored a career-high nine points and had two steals against Florida Gulf Coast. He single-handedly keyed a 10-0 second half run with seven points and both of his steals against the Eagles. He played at least 20 minutes in each of NU's first two contests, as Biggs and Ray Gallegos were suspended. He had three assists in a win over South Carolina State on Nov. 17, and had a pair of assists and three steals in the loss to UMass on Nov. 22. Parker then started consecutive games against Georgia and Northern Illinois. He also had six points on 3-of-3 shooting and a steal in 16 minutes against Arkansas State on Dec. 14.

2012-13 (Freshman)

Parker was one of two freshmen who played a significant role for the Huskers, appearing in all 33 games and averaging 2.7 points, 2.1 assists and 1.3 rebounds per game. His 69 assists not only ranked second on the team, but placed him seventh on NU's single-season freshman list. Parker also topped the Big Red with a 1.6-to-1 assist-to-turnover ratio and committed one turnover or less in 20 of his 33 games. The Kansas City, Kan., native did not commit a turnover in his final 81 minutes of action and led the Huskers in assists 11 times during his freshman campaign.

Parker closed the season with one of his best efforts against Big Ten competition, totaling five points, three assists and matching his career high with three rebounds against No. 10 Ohio State in the Big Ten quarterfinals on March 15. It was his highest point total since Dec. 3, and his three assists were the most since dishing out six assists at Minnesota on Jan. 29. He came off the bench for the majority of the Big Ten season, averaging 1.4 points and 1.4 assists per game while playing an average of 17 minutes per contest. Parker had multiple assists six times in Big Ten action, including six at Minnesota when he played 30 minutes. He also scored four points in three consecutive games, including performances against No. 8 Ohio State on Feb. 2 and at No. 1 Indiana on Feb. 13.

During non-conference play, Parker battled through nagging injuries, but started every game. He had season bests in points (eight) and minutes in his debut against NCAA qualifier Southern on Nov. 11, finishing with 11 points on 4-of-7 shooting. He also had seven points, three rebounds and three assists in a win over Horizon League champion Valparaiso on Nov. 1 before totaling eight points against Nebraska-Omaha on Nov. 18. Parker played a significant role in NU's win at Wake Forest in the ACC/Big Ten Challenge on Nov. 27, totaling eight points, including 6-of-9 from the charity stripe, and adding four assists and a career-high four steals. That game marked the final time in non-conference play that Parker was healthy as he battled foot and knee problems over the next month beginning with a sprained foot suffered prior to NU's win over USC on Dec. 3. In that stretch, he totaled just 17 points, but led NU with five assists against Creighton on Dec. 6.

Before Nebraska

Parker was one of the top players in the Kansas City area during his high school career. He was a four-year starter who led Sumner Academy of Arts and Science to an 85-15 record and a pair of Class 4A state titles during his high school career playing for Coach Dan Parra. Parker totaled 1,468 points, 375 assists and 355 steals during his high school career, finishing third in school history in points scored.

Parker was a first-team Class 4A all-state honoree and second-team selection among all classes in Kansas by the



Topeka Capital Journal as a senior. He was a first-team all-metro performer by the Kansas City Star. Parker was honored with the DiRenna Award, representing the top player in the Kansas City metro area following a campaign where he averaged 24.8 points, 6.2 assists and 3.9 steals per game in helping Sumner Academy to a 19-4 record and an appearance in the sub-state tournament. Parker was named the MVP of the Spring Hill Invitational following a 41-point, seven-assist performance in a semifinal win over Spring Hill, tying a school record for most points in a game. He also had a pair of 30-point efforts and totaled 20 or more points in 16 of 23 games as a senior. Parker capped his career with 20 points in the Kansas-Missouri All-Star game with 8-of-9 shooting, including 4-of-4 from 3-point range in just 15 minutes of action.


As a junior, he was a first team all-state Class 4A performer and a third-team selection among all classes, helping Coach Parra's team to a 23-3 record and a state title, as he averaged 19.8 points, 5.9 assists, 4.8 steals and 3.7 rebounds per game. During his sophomore campaign, he garnered honorable-mention all-state honors, averaging 12.3 points, 5.3 assists and 4.1 steals per outing while leading Sumner to a state crown.

Personal

Benny, whose given name is Benjamin, is the son of Stan and Veronica Parker and was born on April 28, 1994, in Kansas City. He has one older brother, Stan. Benny, who finished with better than a 3.5 GPA at Sumner Academy, is a business administration major at Nebraska. He chose Nebraska over DePaul, Murray State, Kansas State and Buffalo.

2013-14 TOP PERFORMANCES

Category	No.	Opponent (Date)
Points	9	FGCU (11/8)
	8	at Indiana (3/5)
	7	Northwestern (3/1)
Rebounds	2	Ohio State (3/14)
	2	Northwestern (3/1)
	2	Penn State (2/2)
	2	at Michigan (2/5)
	2	Ohio State (1/20)
	2	FGCU (11/8)
	2	WIU (11/12)
	2	Minnesota (1/26)
	2	vs. Baylor (3/21)
Assists	3	South Carolina State (11/17)
	2	vs. Ohio State (3/14)
	2	at Michigan (2/5)
	2	WIU (11/12)
	2	Wisconsin (3/9)
	2	vs. UAB (11/12)
	2	Minnesota (1/26)



TERRAN PETTEWAY

#5

JR. | GUARD/FORWARD | 6-6 | 215 | GALVESTON, TEXAS

CAREER HIGHS (INCLUDES TEXAS TECH)

Points	35, vs. Minnesota (1/26/14)
Rebounds	12, at Iowa (12/31/13)
Field Goals	10, two times (last, 2/23/14)
Free Throws	14, vs. Penn State (2/20/14)
3-point FG	4, two times (last, 1/26/14)
Assists	4, two times (last, 2/8/14)
Steals	3, two times (last, 12/14/13)
Blocks	3, vs. Miami (12/4/13)
Minutes	43, vs. Texas (2/25/12)

MISC. STATISTICS

Category	2013-14	Career*
Double-Figure Scoring	30	31
Double-Figure Rebounding	2	3
Double-Figure Assists	0	0
Double-Doubles	2	2
Led NU in Scoring	22	22
Led NU in Rebounding	7	8
Led NU in Assists	13	15
20+ Point Games	12	12
30+ Point Games	2	2

*-includes Texas Tech

2014-15 (Outlook)

Terran Petteway (pronounced tur-RAN PET-eh-way) took the Big Ten by storm as a sophomore in 2013-14. The 6-foot-6 guard/forward quickly became one of the conference's top performers in leading Nebraska to a fourth-place finish in the Big Ten, the program's highest conference finish since 1999. Petteway led the Big Ten in scoring, averaging 18.1 points per game, but also showed that he was not afraid to take - and make - the big shot in crucial situations. The strength and nearly 15 pounds of muscle he added during a redshirt year after transferring from Texas Tech, allowed him to use his athleticism to get to the basket and finish winning plays.

Petteway brings a work ethic that pushes his teammates every day in practice. He was chosen as a captain before playing his first game at Nebraska, and the leadership he and fellow sophomore Shavon Shields showed were instrumental in the steps

the Huskers made last season. Petteway spent his summer at the Kevin Durant Skills Academy and adidas Nations and enters his junior season at 215 pounds. With another off-season, Petteway has worked to expand his shooting range and become a better player on the perimeter in hopes of leading the Huskers to a second straight NCAA Tournament bid.

A preseason All-American, Petteway looks to become the first person since Ohio State's Evan Turner (2009-10) to lead the Big Ten in scoring in consecutive seasons. Over the last 30 years, only three players - Turner, Purdue's Glenn Robinson (1993-94) and Michigan's Glen Rice (1988-89) - have accomplished the feat.

2013-14 (Sophomore)

Petteway put together one of the best seasons a Husker basketball newcomer has ever enjoyed in the Nebraska program. The 6-foot-6 sophomore was a unanimous

All-Big Ten selection, as he averaged a conference-best 18.1 points per game. He was second on the team with with 4.8 rebounds and 1.6 assists per game. Petteway, who was NU's first unanimous first-team all-conference pick since 1999, became the first Husker to lead the conference in scoring in over 60 years and was a first-team all-district pick by the NABC (coaches) and U.S. Basketball Writers Association (writers). He also finished sixth in free throw percentage, while his 167 made free throws ranked second in school history and were the most since Jake Moore's school mark of 184 in 1979-80.

Petteway was a consistent scorer for the Big Red, reaching double figures 30 times in 32 games, including a pair of 30-point outings. He had a career-high 35 point game - the most by a Husker since 2008 - against Minnesota on Jan. 26, and had 30 points against UMass on Nov. 21. He had many of his best games against

PETTEWAY'S CAREER STATS

vs. All Opponents

Year	G-GS	MP-Avg.	FG-FGA	Pct.	3FG-3FGA	Pct.	FT-FTA	Pct.	Rebounds		F-DQ	A	TO	B	S	TP-Avg.
									O-D	Tot.-Avg.						
2011-12*	28-11	368-13.1	32-87	.368	12-40	.300	12-26	.462	13-44	57-2.0	45-0	20	35	5	6	88-3.1
2013-14	32-32	1014-31.7	182-427	.426	48-147	.327	167-204	.819	29-126	155-4.8	102-5	52	88	24	29	579-18.1
TOTAL	32-32	1014-31.7	182-427	.426	48-147	.327	167-204	.819	29-126	155-4.8	102-5	52	88	24	29	579-18.1
All*	60-43	1382-23.0	214-514	.416	60-187	.321	179-230	.778	42-170	212-3.5	147-5	72	123	24	35	667-11.1

vs. Big Ten Opponents

Year	G-GS	MP-Avg.	FG-FGA	Pct.	3FG-3FGA	Pct.	FT-FTA	Pct.	Rebounds		F-DQ	A	TO	B	S	TP-Avg.
									O-D	Tot.-Avg.						
2013-14	18-18	582-32.3	106-247	.429	29-94	.309	93-118	.788	13-78	91-5.1	60-1	37	55	16	11	334-18.6
TOTAL	18-18	582-32.3	106-247	.429	29-94	.309	93-118	.788	13-78	91-5.1	60-1	37	55	16	11	334-18.6

*-includes year at Texas Tech

NU's toughest opponents, averaging 20.8 points and 4.9 rebounds in 12 games against top-50 RPI teams.

In Big Ten action, he averaged 18.6 points and 5.1 points per game, becoming the first Husker since former Big Eight Player of the Year Andre Smith in 1980-81 to be a scoring leader in conference play. Petteway opened conference play with his first career double-double, scoring 20 points and grabbing a career-high 12 rebounds in a loss to Iowa on Dec. 31. His best game came against Minnesota, when he scored a career-high 35 points on 10-of-15 shooting and six rebounds. Petteway hit four 3-pointers in the win and went 11-of-14 from the foul line. That win sparked Nebraska's surge, as the Huskers won 10 of their final 12 conference games. He garnered Big Ten Player-of-the-Week honors by scoring 23 points in a win at No. 9 Michigan State. He had 16 points in the second half, as Nebraska posted its first road win over a top-10 team since 1997. Petteway had consecutive 20-point outings in February, scoring 26 points, including 14-of-19 from the line against Penn State on Feb. 20, and 29 points against Purdue on Feb. 23. He closed conference action with one of his best efforts to key a win over ninth-ranked Wisconsin. Petteway had 26 points, including 11-of-14 from the foul line, and 10 rebounds for his second double-double of the season as the Huskers clinched fourth place in the Big Ten. He continued his scoring in the postseason with 20 points and five rebounds against Ohio State in the Big Ten quarterfinals while leading NU with 18 points in the NCAA second-round loss to Baylor on March 21.

During non-conference action, Petteway had five 20-point performances, including 30 points and three steals against UMass. In Nebraska's three Charleston Classic games, he averaged 22.0 points and 5.0 rebounds per game, as he had 20 points against UAB and 15 points and seven rebounds against Georgia. He closed non-conference action with a flourish, scoring 20 or more points in three of NU's final four games, including a game-high 27 points against the Citadel and 22 points, including 4-of-5 from 3-point range, at Cincinnati.

2012-13 (Redshirt)

Petteway sat out the 2012-13 season after transferring from Texas Tech University.

Before Nebraska

Petteway played in 27 games at Texas Tech as a true freshman in 2011-12, making 11 starts for the Red Raiders and averaging 3.3 points and 2.1 rebounds per game. He had a season-high 13 points in 15 minutes of action against DePaul in the Old Spice Classic and also had nine-point contests against Indiana State and Cal State Bakersfield. He grabbed a career-high 10 rebounds in an overtime loss to NCAA qualifier Texas, one of three games with at least five caroms. In all, 10 of his 11 starts came in Big 12 action.

Petteway enjoyed a decorated career at Galveston Ball High School for Coach Jerald Temple. He earned all-state recognition on two occasions and was ranked as one of the top-10 prospects in the state, according to TexasHoops.com. He was a two-time District MVP and District Offensive MVP, averaging 27 points, nine rebounds and 3.5 assists per game as a senior helping the Tornados to a 34-4 record, a regional finals appearance and a fourth straight district crown. As a junior, Petteway averaged 19.1 points per game in helping Ball High School to a 21-6 mark to earn District 24-5A Offensive Player-of-the-Year honors. He was recruited by Auburn, Colorado, Clemson, SMU, UTEP and Colorado State before selecting Texas Tech. In addition, he also ran track and was a regional finalist in the 4x400 relay.

Personal

Terran is the son of Terry and Joetta Petteway and was born on Oct. 8, 1992, in Galveston, Texas. He is the third brother in his family to play basketball in college, as his oldest brother Terrell played at Lamar from 1999 to 2004 before playing professionally in England, and Tavoir played two seasons in junior college. Terran majors in ethnic studies at Nebraska.

CAREER HONORS

- ◆ Second-team Preseason All-American (Sporting News)
- ◆ Second-team Preseason All-American (Athlon)
- ◆ 2014 adidas Nations Camp Counselor
- ◆ 2014 Kevin Durant Skills Academy Camp Counselor
- ◆ 2013-14 Co-Captain
- ◆ 2013-14 First-Team All-Big Ten (Coaches)
- ◆ 2013-14 First-Team All-Big Ten (Media)
- ◆ First-Team All-District VII (2014, NABC)
- ◆ First-Team All-District VI (2014, USBWA)
- ◆ First in Big Ten in scoring average (18.1 ppg in 2013-14)
- ◆ Second in Big Ten in free throw pct. (.819 in 2013-14)
- ◆ Seventh on NU's single-season scoring list (579 in 2013-14)
- ◆ Second on NU's single-season free throw list (167 in 2013-14)
- ◆ Jack Moore Award (2014)
- ◆ Big Ten Player of the Week (2/17/14)
- ◆ Lift of the Year (2013)

2013-14 TOP PERFORMANCES


Category	No.	Opponent (Date)
Points	35	Minnesota (1/26)
	30	vs. UMass (11/21)
	29	Purdue (2/23)
	27	The Citadel (12/21)
Rebounds	12	at Iowa (12/31)
	10	Wisconsin (3/9)
	9	WIU (11/12)
	9	at Purdue (1/12)
Assists	4	at Northwestern (2/8)
	3	Purdue (2/23)
	3	Indiana (1/30)
	3	South Carolina State (11/17)
	3	Michigan (1/9)
	3	at Penn State (1/23)
	3	at Illinois (2/26)





WALTER PITCHFORD

#35



JR. | FORWARD | 6-10 | 237 | GRAND RAPIDS, MICH.

CAREER HIGHS (INCLUDES FLORIDA)

Points	18, at Michigan State (2/16/14)
Rebounds	12, at Iowa (12/31/13)
Field Goals	7, at Indiana (3/5/14)
Free Throws	4, at Iowa (12/31/13)
3-point FG	4, at Michigan State (2/16/14)
Assists	2, three times (last, 1/26/14)
Steals	2, two times (last, 2/16/14)
Blocks	3, vs. Northern Illinois (11/30/13)
Minutes	32, vs. Ohio State (3/14/14)

CAREER HONORS

- ◆ Nebraska Scholar-Athlete Honor Roll (Fall 2012, Spring 2013)

2014-15 (Outlook)

Junior Walter Pitchford poses unique problems for teams defending the Huskers. The 6-foot-10 forward may be one of the best shooting big men in college basketball. As a sophomore, Pitchford connected on 41 percent of his shots from 3-point range, as his outside shooting opened lanes for All-Big Ten performers Shavon Shields and Terran Petteway. The trio all averaged double figures in Big Ten play last year, while Pitchford played some of his best basketball down the stretch, averaging 11.0 points per game on 53 percent shooting over the final 14 games, including 17 points and nine rebounds at Indiana and a career-high 18 point effort at No. 9 Michigan State.

One of the most athletic players on the Husker roster, Pitchford has better than a 40-inch vertical leap and the quickness to affect the game on both ends of the court. Pitchford, who began his career at the University of Florida, has worked hard in the weightroom and improving

his post game to become a more versatile player this season. He also may get more opportunities to play on the perimeter this year with the addition of senior transfer Moses Abraham.

2013-14 (Sophomore)

Pitchford developed into a solid starter for the Huskers, and his maturation into a solid scoring option played a major role in Nebraska's success during the second half of the 2013-14 season. He played in all 32 games, including 31 starts, and averaged 9.3 points and 4.7 rebounds per game. The 6-foot-10 forward ranked among the Big Ten leaders in both field goal percentage (.473, 10th) and 3-point percentage (.410, seventh) in his first season at Nebraska. Pitchford was tied for second on the team in 3-pointers(48), third in scoring and blocked shots (18) and fourth in rebounding, as he was one of six Huskers to appear in every game. He reached double figures 18 times, including 11 times in the

final 14 contests, when he averaged 11.0 ppg on 53 percent shooting. Pitchford, who had a pair of double-doubles, also put together a unique streak, going 339:23 without committing a turnover dating back to his season at Florida before it was snapped on Jan. 9. He was the last rotation player in the country to commit a turnover in 2013-14. He turned in a solid effort against No. 24 Ohio State in the Big Ten quarterfinals on March 14 with 15 points and five rebounds, but was held scoreless in 28 minutes against sixth-seeded Baylor in the NCAA Tournament on March 21.

In Big Ten action, he was one of three Huskers to average double figures, averaging 10.0 points and 4.8 rebounds per game as he started 17 of 18 games, missing only the start against Ohio State on Jan. 4 as he battled flu-like symptoms. He was among the conference leaders in four categories: 3-point percentage (.426, 8th); field goal percentage .481, 11th); 3-pointers per game (1.6, 12th) and

PITCHFORD'S CAREER STATS

vs. All Opponents

Year	G-GS	MP-Avg.	FG-FGA	Pct.	3FG-3FGA	Pct.	FT-FTA	Pct.	Rebounds		F-DQ	A	TO	B	S	TP-Avg.
									O-D	Tot.-Avg.						
2011-12*	13-0	22- 1.7	3-11	.273	0-3	.000	0-0	.000	1-3	4-0.3	5-0	1	1	1	0	6-0.5
2013-14	32-31	742-23.2	107-226	.473	48-117	.410	34-49	.694	36-115	151-4.7	81-2	16	15	18	12	296-9.3
TOTAL	32-31	742-23.2	107-226	.473	48-117	.410	34-49	.694	36-115	151-4.7	81-2	16	15	18	12	296-9.3
All*	45-31	764-17.0	110-237	.464	48-120	.400	34-49	.694	37-118	155-3.4	86-2	17	16	19	12	302-6.7

vs. Big Ten Opponents

Year	G-GS	MP-Avg.	FG-FGA	Pct.	3FG-3FGA	Pct.	FT-FTA	Pct.	Rebounds		F-DQ	A	TO	B	S	TP-Avg.
									O-D	Tot.-Avg.						
2013-14	18-17	416-23.1	64-133	.481	29-68	.426	23-34	.676	23-64	87-4.8	41-0	10	13	9	7	180-10.0
TOTAL	18-17	416-23.1	64-133	.481	29-68	.426	23-34	.676	23-64	87-4.8	41-0	10	13	9	7	180-10.0

*-includes year at Florida

rebounding (4.8, 20th). He began Big Ten play with one of the best efforts of the year, scoring 13 points and grabbing a career-high 12 boards at No. 23 Iowa on Dec. 31, including eight offensive boards. After a five-game stretch where he averaged 5.6 points and 2.8 rebounds per game, he turned it around against Minnesota on Jan. 26. Pitchford scored seven points in the first five minutes on his way to a 13-point game on 5-of-7 shooting. That began a four-game stretch where he averaged 12.3 points per game, capped by a strong effort in a win at Northwestern on Feb. 8. In that game, he scored 13 of his then-season high 15 points in the second half, as the Huskers overcame a six-point halftime deficit to pick up their first conference road win in a year. With the score tied at 44, Pitchford hit a pair of free throws with 3:10 left to give the Huskers the lead before hitting his third 3-pointer of the game on the next possession to help the Huskers clinch the win. The road heroics would continue at ninth-ranked Michigan State on Feb. 16, when he had a career-high 18 points and grabbed four rebounds in NU's stunning 60-53 win over the Spartans. He had 12 of his 18 points in the first half, including four 3-pointers, as Nebraska posted its first win over a top-10 team on the road since 1997. Pitchford became a consistent rebounder down the stretch, grabbing at least five rebounds in each of the final seven Big Ten games, including nine against Northwestern on March 1 and at Indiana on March 5. He got the Huskers off to a blistering start against the Hoosiers, scoring the games' first nine points as part of a game-high 17 points and nine rebound effort to give NU its first-ever win in Bloomington. He delivered the dagger, as his 3-pointer with 1:55 left keyed an 11-2 spurt after the Hoosiers pulled to within 59-58. He continued his late-season surge against No. 9 Wisconsin on March 9 with 15 points on 5-of-7 shooting, including a trio of 3-pointers in the win over the Badgers.

During non-conference action, he was in double figures five times, including a game-high 14 points against Western Illinois on Nov. 11. He turned in a solid effort against Miami in the Big Ten/ACC Challenge on Dec. 4 with 13 points and five rebounds, but took over after Miami pulled to within 36-31 with 7:53 left, as he scored five straight points and took a

charge as the Huskers regained momentum in a key early-season win. Pitchford's best game in non-conference action came against Arkansas State on Dec. 14 when he scored 12 points on 5-of-8 shooting and grabbed 10 rebounds for his first career double-double.

2012-13 (Redshirt)

Pitchford sat out the 2012-13 season after transferring from the University of Florida.

Before Nebraska

Pitchford spent the 2011-12 season at Florida, where he appeared in 13 games, helping the Gators finish 26-11 and reach the NCAA Elite Eight. He totaled six points and four rebounds in 22 minutes of action on the year. He had two points against Virginia in the second round of the NCAA Tournament and grabbed a rebound in three minutes of action in the Gators' third-round win over Norfolk State. Pitchford played a season-high four minutes against Jacksonville in non-conference action and saw time in four SEC contests as a true freshman.

A three-star prospect by Rivals.com and Scout.com, he originally signed a National Letter-of-Intent with DePaul prior to his senior year, but attended postgraduate school at East Lansing (Mich.) Summit Christian Academy in 2010-11, averaging 17.4 points, 9.5 rebounds and 4.5 blocks per game. He also looked at Indiana, Iowa and Arizona State before joining the Gator program. He also attended New Creations (Ind.) Christian School and Oak Hill (Va.) Academy and played on the AAU circuit for the Michigan Mustangs and Team Detroit.

Personal

Pitchford is the first NU scholarship player in basketball from Michigan since Chester Surlles, who played with the Huskers during the 1994-95 and 1995-96 seasons. Walter has one older brother, Keith, and one sister, Elizabeth. Walter, who was born on April 24, 1992, in Chicago, is the son of Walter Pitchford IV and Elaine Pitchford. He majors in ethnic studies at Nebraska.

MISC. STATISTICS

Category	2013-14	Career*
Double-Figure Scoring	18	18
Double-Figure Rebounding	2	2
Double-Figure Assists	0	0
Double-Doubles	2	2
Led NU in Scoring	2	2
Led NU in Rebounding	7	7
Led NU in Assists	1	1
20+ Point Games	0	0
30+ Point Games	0	0

*includes 2011-12 season at Florida

2013-14 TOP PERFORMANCES

Category	No.	Opponent (Date)
Points	18	at Michigan State (2/16)
	17	at Indiana (3/5)
	15	at Northwestern (2/8)
	15	Wisconsin (3/9)
	15	vs. Ohio State (3/14)
Rebounds	12	at Iowa (12/31)
	10	Arkansas State (12/14)
	9	Northwestern (3/1)
	9	at Indiana (3/5)
Assists	2	vs. Georgia (11/24)
	2	at Purdue (1/12)
	2	Minnesota (1/26)





DAVID RIVERS

#2



SR. | FORWARD | 6-7 | 200 | LITTLE ROCK, ARK.

CAREER HIGHS

Points	20, vs. Central Michigan (12/22/12)
Rebounds	9, vs. Ohio State (3/14/14)
Field Goals	7, two times (last, 1/13/13)
Free Throws	7, vs. Penn State (2/9/13)
3-point FG	1, nine times (last, 2/16/14)
Assists	5, vs. Penn State (2/9/13)
Steals	4, vs. UMass (11/21/13)
Blocks	3, vs. Purdue (2/23/14)
Minutes	40, at Michigan State (1/13/13)

CAREER HONORS

- ◆ Most Improved Player (2013-14)
- ◆ Unsung Hero Award (2013-14)

2014-15 (Outlook)

The contributions that senior David Rivers makes goes well beyond the boxscore. The 6-foot-7 forward provides the intangibles that any team needs to be successful. Rivers is an unselfish player who takes pride in his defensive and rebounding ability and is willing to sacrifice personal goals for the good of the team. While he averaged just 3.0 points per game last year, the Huskers' greatest success came when he was inserted into the starting lineup at forward in mid-February. Over the final nine games, he averaged 4.9 points and 4.6 rebounds per game while his defensive ability and length helped limit opponents to 37 percent shooting in that stretch. His efforts have not gone unnoticed, as he was chosen as the team's unsung hero in 2014 and shared most improved honors with Benny Parker. Rivers has gained the strength needed to battle in the post, putting on more than 30 pounds over the course of his career.

2013-14 (Junior)

It was a tale of two seasons for Rivers, whose emergence down the stretch helped the Huskers make a run to the NCAA Tournament. While he averaged 3.0 points, 2.9 rebounds and 1.0 steals per game, Rivers insertion into the starting lineup solidified the Huskers' rebounding and defense over the last month of the year. He averaged 4.9 points on 56 percent shooting and 4.6 rebounds per game over NU's final nine contests after returning to the starting lineup. He had five games with at least five rebounds in that run, including a career-high nine caroms in the Big Ten quarterfinal loss to Ohio State. That was one of three times where he led NU in rebounding in 2013-14. Rivers averaged 6.0 points, 5.0 rebounds and 1.5 steals per game in the postseason, including eight points and nine rebounds against the Buckeyes on March 14.

In Big Ten play, he played in 15 games and averaged 2.8 points and 3.3 rebounds

per game. After playing just three minutes in NU's first four Big Ten games, a solid week of practice helped Rivers return to the rotation, and he had four points and two rebounds in 14 minutes in a win over No. 18 Ohio State. Rivers saw his minutes increase and he continued to make major contributions to NU's success. Against Illinois on Feb. 12, he matched his career high with seven rebounds in 28 minutes of work. He made his first start since Nov. 30 at ninth-ranked Michigan State on Feb. 16, and came through with six points, seven rebounds and a pair of assists in 24 minutes to help the Huskers to their first road win over a top-10 team since 1997. That began a run where he averaged 6.8 points on 89 percent shooting and 5.5 rebounds per game, including a 4-of-4 effort from the field at Illinois on Feb. 26.

Rivers started six of the Huskers' first seven games of the season, but then played just six minutes in NU's final five non-conference games. He played at least

RIVERS' CAREER STATS

vs. All Opponents

Year	G-GS	MP-Avg.	FG-FGA	Pct.	3FG-3FGA	Pct.	FT-FTA	Pct.	Rebounds		F-DQ	A	TO	B	S	TP-Avg.
									O-D	Tot.-Avg.						
2011-12	19-0	158-8.3	7-30	.233	2-19	.105	4-10	.400	7-9	16-0.8	10-0	5	8	2	5	20-1.1
2012-13	33-17	829-25.1	74-181	.409	6-23	.261	32-56	.571	40-72	112-3.4	67-2	24	19	14	14	186-5.6
2013-14	25-14	499-20.0	27-57	.474	1-3	.333	21-33	.636	25-48	73-2.9	51-2	10	13	13	25	76-3.0
TOTAL	77-31	1486-19.3	108-268	.403	9-45	.200	57-99	.576	72-129	201-2.6	128-4	39	40	29	44	282-3.7

vs. Conference Opponents

Year	G-GS	MP-Avg.	FG-FGA	Pct.	3FG-3FGA	Pct.	FT-FTA	Pct.	Rebounds		F-DQ	A	TO	B	S	TP-Avg.
									O-D	Tot.-Avg.						
2011-12	9-0	55-6.1	0-13	.000	0-9	.000	0-3	.000	0-4	4-0.4	2-0	0	2	0	3	0-0.0
2012-13	18-15	523-29.1	45-107	.421	4-10	.400	18-32	.563	27-31	58-3.2	39-1	12	12	6	10	112-6.2
2013-14	15-6	289-19.3	14-31	.452	1-2	.500	13-19	.684	16-34	50-3.3	24-0	5	4	9	9	42-2.8
TOTAL	42-21	867-20.6	59-151	.391	5-21	.238	31-54	.574	43-69	112-2.7	65-1	17	18	15	22	154-3.7

19 minutes in each of the first five games, highlighted by a season-high 10 points on 4-of-5 shooting off the bench against UMass on Nov. 21.

2012-13 (Sophomore)

Rivers emerged as a starter in the Huskers' frontcourt, as he moved into the starting lineup during the second half of the season. Rivers, who moved into the starting lineup after Brandon Ubel suffered an elbow injury in early January, remained a starter for the remainder of the season, as he started the Huskers' final 17 contests. He was one of only four Huskers to appear in all 33 contests, while averaging 5.6 points and 3.4 rebounds in over 25 minutes per contest.

Rivers, who played a lot of power forward in the Huskers' four-guard attack, reached double figures four times, including twice in Big Ten action. He averaged 6.2 points per game in conference play, including 40 percent shooting from 3-point range. Rivers started 15 conference tilts in addition to the Huskers' two conference tournament games in Chicago. Rivers played a major role in NU's win over Purdue with six rebounds, four points and a pair of assists in 24 minutes before fouling out. He was held scoreless in 20 minutes against Ohio State in the quarterfinals, marking only the second time he was held scoreless since moving into the lineup.

Rivers' first career start at Nebraska was a memorable one, as he nearly carried the Huskers to an upset at No. 22 Michigan State on Jan. 13. He scored 18 points on 8-of-8 shooting and grabbed six rebounds in a loss to the Spartans that was decided in the final moments. His other double-figure effort came against a ranked team with a team-high 13 points on 5-of-7 shooting and added six rebounds against No. 11 Ohio State on Feb. 2. Rivers had six rebounds in four Big Ten games, including six boards, nine points and a career-high five assists in a win over Penn State on Feb. 9. He also had six boards, seven points and a pair of assists in the Devaney Center finale against Minnesota on March 6.

Rivers was the Huskers' primary frontcourt backup during the first half of the season and provided a steady effort. He had seven points, four rebounds and a pair of blocked shots against NCAA qualifier Valparaiso on Nov. 15. He matched his personal best with seven rebounds and in a then-career best 32 minutes at Wake Forest in the ACC/Big Ten Challenge on Nov. 27. Rivers was slowed by a sprained ankle suffered in the opening minutes at Oregon on Dec. 15, and played just 11 minutes in a two-game stretch before breaking out against Central Michigan. Rivers, who had never been in double figures in his college career, propelled the Huskers to their best offensive output in three years, totaling a career-high 20 points on 8-of-10 shooting and added seven rebounds in 25 minutes in an 89-75 win. He totaled 14 of his 20 points in the second half, as his 20-point effort matched the most bench points by a Husker since November of 2010. One week later, he closed non-conference play with his second-straight double-figure effort, as he scored 12 points on 4-of-7 shooting and added six rebounds in a win over Nicholls State.

2011-12 (Freshman)

Rivers was one of three freshmen to see action for the Huskers, as he earned playing time on the wing and in the post. He appeared in 19 games, averaging 1.1 points and 0.8 rebounds a game while averaging 8.3 minutes per contest. Rivers was an active player inside as nearly half of his rebounds were on the offensive glass.

After playing a total of nine minutes in the Huskers' first four games, Rivers got his first opportunity against eventual NCAA qualifier South Dakota State. Rivers set season bests with eight points and five rebounds, hitting 3-of-5 shots

from the field in 18 minutes off the bench. He continued to play well off the bench against Wake Forest in the Big Ten/ACC Challenge on Nov. 30, totaling three points and three rebounds in 17 minutes. He also played well in a come-from-behind win at TCU on Dec. 10, totaling five points and an assist in 13 minutes of work.

In Big Ten action, Rivers played in Nebraska's first three games as the Huskers were without Jorge Brian Diaz and Dylan Talley, including a season-high 20 minutes at No. 6 Ohio State on Jan. 3. He played just seven minutes over the next eight games before playing two minutes against Michigan on Feb. 8. He saw action in five consecutive games late in the conference season, including eight minutes at No. 6 Michigan State on Feb. 25. He also played three minutes in the Huskers' Big Ten Tournament opener.

Before Nebraska

Rivers came to Nebraska following a distinguished prep career, winning three state titles at Hall High School in Little Rock for Coach Eric Coleman. Rivers, who first started midway through his freshman year, was a three-time all-conference performer and helped Hall High School win three state titles (2008, 2010 and 2011) and earn a runner-up finish (2009).

As a senior, Rivers led Hall to the Class 7A (largest class) state crown and a 23-7 record, averaging 19 points, seven rebounds and three assists per game. He was a consensus first-team all-state performer and was the MVP of the state tournament, scoring 19 points and grabbing six rebounds in the title game against West Memphis after scoring 23 points in a semifinal win over Rogers High School. He was rated as the No. 46 small forward nationally by ESPN, was a three-star pick by both Rivals.com and Scout.com, and also was ranked among the top 150 overall prospects in the country by various scouting services. He was also named the state MVP and selected to the All-Southern Boys basketball team by the Orlando Sentinel following his senior campaign.

As a junior, he averaged 14 points, six rebounds and three blocks per game, leading Hall to a 28-3 record and a Class 6A state title. A first-team all-state selection, Rivers had 12 points, seven rebounds and five assists in a 64-59 win over West Memphis in the Class 6A state title game. He had four games with at least 20 points as a junior, including a season-

MISC. STATISTICS

Category	2013-14	Career
Double-Figure Scoring	1	5
Double-Figure Rebounding	0	0
Double-Figure Assists	0	0
Double-Doubles	0	0
Led NU in Scoring	0	2
Led NU in Rebounding	3	7
Led NU in Assists	1	3
20+ Point Games	0	1
30+ Point Games	0	0

2013-14 TOP PERFORMANCES

Category	No.	Opponent (Date)
Points	10	vs. UMass (11/21)
	9	vs. Ohio State (3/14)
	8	at Illinois (2/26)
	7	Purdue (2/23)
Rebounds	9	vs. Ohio State (3/14)
	7	Illinois (2/12)
	7	at Michigan State (2/16)
	6	Purdue (2/23)
	6	Penn State (2/20)
Assists	2	at Michigan State (2/16)
	1	Several Times

high 26 points against Jacksonville.

He played AAU ball with the Arkansas Wings and Coach Ron Crawford, helping the 17-and-under team to the 2010 AAU National Championship in Orlando, as well as the Best Buy Classic Championship in Minneapolis in 2010.

Personal

David is the son of Phillis Rivers and Ezell and Karen Rivers and was born on Feb. 22, 1993. Ezell Rivers played collegiately at UALR from 1982 to 1985. The younger Rivers was recruited by Clemson, Wichita State, UTEP and Tulane among others before selecting Nebraska. Rivers is an ethnic studies major at Nebraska and is on pace to graduate in May.





SHAVON SHIELDS

#31



JR. | GUARD/FORWARD | 6-7 | 221 | OLATHE, KAN.

CAREER HIGHS

Points	33, vs. Illinois (2/12/14)
Rebounds	13, vs. Michigan State (2/16/13)
Field Goals	10, two times (last, 3/9/14)
Free Throws	15, vs. Illinois (2/12/14)
3-point FG	3, vs. Michigan State (2/16/13)
Assists	4, two times (last, 3/14/14)
Steals	4, vs. Indiana (1/30/14)
Blocks	3, vs. Georgia (11/24/13)
Minutes	40, vs. Michigan State (2/16/13)

CAREER HONORS

- ◆ 2014 adidas Nations Camp Counselor
- ◆ Honorable-Mention All-Big Ten (2014)
- ◆ Big Ten Player of the Week (11/11/13)
- ◆ Big Ten Player of the Week (3/10/14)
- ◆ Lute Olson National Player of the Week (11/11/13)
- ◆ 2014 First-Team Academic All-District VII
- ◆ School Record Holder for FTs in a game without a miss (vs. Illinois, 2/12/14)
- ◆ 2013-14 Co-Captain
- ◆ Denmark U20 National Team (2013)
- ◆ Big Ten Freshman of the Week (2/25/13)
- ◆ Big Ten Freshman of the Week (1/21/13)
- ◆ Big Ten Sportsmanship Award (2014)
- ◆ Academic All-Big Ten (2014)
- ◆ Four-time NU Scholar-Athlete Honor Roll
- ◆ Nebraska Student-Athlete HERO Leadership Award (2014)
- ◆ Tom Osborne Citizenship Team (2014)

2014-15 (Outlook)

Shavon (pronounced sha-VON) Shields is driven to lead the Huskers back to the NCAA Tournament in 2015. The 6-foot-7 junior is one of the Huskers' leaders, making 51 consecutive starts dating back to his freshman year. Shields was second on the team in scoring at 12.8 points per game while topping the Huskers with 5.8 rebounds per contest as a sophomore en route to honorable-mention All-Big Ten honors. A savvy player with an exceptional court awareness, Shields' game flourished when the Huskers went to a bigger lineup late last season. He averaged 15.8 points per game in the Huskers' final 12 contests to help Nebraska reach the NCAA Tournament for the first time since 1998. He has continued to expand his game, spending part of the summer at the adidas Nations Camp and will be counted on heavily for not only his ability, but his mature approach to the game. Shields is

also an exceptional student who could push for Academic All-America honors before his Husker career ends.

2013-14 (Sophomore)

Shields was one of the Huskers' leaders in 2013-14, helping Nebraska make its first NCAA Tournament appearance since 1998. He earned honorable-mention All-Big Ten honors from the conference coaches and media, averaging 12.8 points and a team-high 5.8 rebounds per game. Shields, who was one of three captains, ranked in the top 20 in the Big Ten in both scoring and rebounding and was second on the team in assists per game (1.6 apg). Shields, who was one of two Huskers to start every game, flourished when Nebraska moved him back to the wing in a larger lineup. He averaged 15.8 points per game on 49 percent shooting and 5.9 rebounds per game over the Huskers' final 12 contests. A two-time Big Ten Player of

the Week, Shields reached double figures 21 times, highlighted by a career-high 33 points against Illinois. In that game, he also matched Nebraska's single-game record by going a perfect 15-of-15 from the foul line. Shields had a pair of double doubles – both in Big Ten action - and had three games with at least 10 rebounds. In the Big Ten Tournament, he totaled 12 points, six rebounds and matched his career high with four assists vs. No. 24 Ohio State and had 16 points and five rebounds in the second-round NCAA Tournament loss to Baylor.

In Big Ten play, Shields was in the top 13 in both scoring (12.7 ppg) and rebounding (5.9 rpg), one of only six players in the conference to accomplish the feat. Shields was in double figures 11 times in conference action, including five of Nebraska's final six games. Shields was bothered by a knee bruise early in Big Ten play, as he averaged just 5.8 points per

SHIELDS' CAREER STATS

vs. All Opponents

Year	G-GS	MP-Avg.	FG-FGA	Pct.	3FG-3FGA	Pct.	FT-FTA	Pct.	Rebounds					TP-Avg.		
									O-D	Tot.-Avg.	F-DQ	A	TO		B	S
2012-13	28-19	804-28.7	89-189	.471	14-39	.359	48-71	.676	34-110	144-5.1	87-4	25	47	8	23	240-8.6
2013-14	32-32	1042-32.6	131-296	.443	18-57	.316	129-179	.721	44-140	184-5.8	89-5	51	51	9	29	409-12.8
TOTAL	60-51	1846-30.8	220-485	.454	32-96	.333	177-250	.708	78-250	328-5.5	176-9	76	98	17	52	649-10.8

vs. Big Ten Opponents

Year	G-GS	MP-Avg.	FG-FGA	Pct.	3FG-3FGA	Pct.	FT-FTA	Pct.	Rebounds					TP-Avg.		
									O-D	Tot.-Avg.	F-DQ	A	TO		B	S
2012-13	18-17	560-31.1	58-129	.450	11-26	.423	39-59	.661	28-80	108-6.0	64-4	14	30	4	17	166-9.2
2013-14	18-18	603-33.5	75-167	.449	12-35	.343	67-92	.728	24-83	107-5.9	43-2	23	28	4	16	229-12.7
TOTAL	36-35	1163-32.3	133-296	.449	23-61	.377	106-151	.702	52-163	215-6.0	107-6	37	58	8	33	395-11.0

game in NU's 0-4 start before leading NU with 18 points and nine rebounds in a win over No. 17 Ohio State on Jan. 20. Shields keyed NU's win over Indiana in Lincoln on Jan. 30 with 11 points, four rebounds, four assists and a career-best four steals, as the Huskers overcame a 13-point halftime deficit. He erupted against Illinois on Feb. 12 with 33 points and tying Jack Moore's mark for free throws in a game without a miss. Shields recorded his first double-double of 2013-14 against Purdue on Feb. 23 with 18 points and 10 rebounds and followed up with 17 points and 10 rebounds in a win over Northwestern on March 1. Shields then closed the season with his best week of the year, averaging 21.5 points and 5.5 rebounds per game in wins at Indiana and against No. 9 Wisconsin. At Indiana, he scored 11 of his 17 points in the second half, and added eight rebounds as the Huskers pulled away down the stretch for their first-ever win in Bloomington. He capped the regular season with 26 points, on 10-of-17 shooting, in a win over the Badgers on March 9.

Shields opened non-conference play on a roll, reaching double figures in each of his first five games. He erupted for 28 points against Florida Gulf Coast on Nov. 8, leading the Huskers in points, rebounds (six) and assists (three) to earn Big Ten and National Player-of-the-Week honors. He broke out of a mini slump against Creighton on Dec. 8 with a team-high 22 points, including a pair of 3-pointers, four rebounds and two assists. He paced NU in scoring with 15 points on 5-of-8 shooting and five rebounds against Arkansas State on Dec. 14 and scored 15 of his 17 points in the second half against The Citadel on Dec. 21 while adding six rebounds and three assists.

2013 (Summer)

Shields spent part of the summer with the Denmark U-20 National Team, leading the country to the championship of the 2013 Nordic Championship. He averaged 13.3 points per game in wins over Sweden, Finland and Estonia, capping the tournament with a 17-point, 12-rebound effort in a 101-94 double overtime win over Estonia. Shields had nine points in the opener against Sweden and 14 points in the victory over host Finland.

2012-13 (Freshman)

Shields emerged as one of the cornerstones of the Huskers' rebuilding project under Tim Miles as a true freshman. Shields played in 29 games and averaged 8.6 points and 5.1 rebounds per game, while shooting 47 percent from the wing. Shields proved his mettle in the Big Ten, ranking in the top eight among all conference freshmen in scoring, rebounding and steals (0.8 spg). Shields reached double figures in scoring eight times while leading NU in scoring three times and eight times in rebounding.

Shields played some of his best basketball in the Big Ten Tournament, averaging a team-high 16.5 ppg on 61 percent shooting and 5.5 rebounds per game. He led NU in scoring with a game-high 19 points and added six rebounds and a pair of steals in a 57-55 win over Purdue in the first round on March 14 before totaling 14 points and five rebounds in a quarterfinal loss to No. 10 Ohio State the following day.

Shields, who started every Big Ten game but the conference opener, ranked among the league's top freshmen in scoring (9.2 ppg, seventh), rebounding (6.0 rpg, second), field goal percentage (45.0 pct., seventh), 3-point shooting (42.3 pct, second) and steals (0.9). A two-time Big Ten freshman of the week, Shields was 11th in the conference in rebounding, while raising nearly all of his numbers from non-conference play. His biggest contributions came on the boards, as he grabbed at least five rebounds in seven of the Huskers' last eight contests.

During conference play, Shields reached double figures in scoring five times, including a 17-point, seven-rebound performance in the comeback win over Iowa on Feb. 23. He

earned Big Ten Freshman-of-the-Week honors for the second time on the season for his performance. Shields collected his first career double-double with a 19-point, 13-rebound effort against No. 8 Michigan State on Feb. 16, the first double-double by a Husker freshman since the 2004-05 season. He set career highs in consecutive games in January, highlighted by a 29-point effort at Penn State on Jan. 19. Shields hit 10-of-11 shots from the field and went 8-of-8 from the line in posting the highest scoring effort by a Husker freshman since 2007 (Ryan Anderson at Hawaii). Shields also had team bests in both rebounds (six) and steals (three) to help NU to its first Big Ten win. On Jan. 16 against Purdue, Shields became the first Husker freshman in three years to lead the team in scoring with a then-career-best 18 points and eight rebounds. For his performances against the Nittany Lions and Boilermakers, Shields was named Big Ten Freshman of the Week. It was the first time since 2009 that a Husker freshman was honored by the league. He averaged 23.5 points on 73 percent shooting and 7.0 rebounds per game in the two games.

During non-conference play, Shields played in just one of the Huskers' first six games because of elbow surgery in October before returning to the rotation in December. He set season bests in scoring in three straight non-conference games (Creighton, Oregon and Jacksonville State), capping the run with 14 points on 6-of-7 shooting against JSU. He played a major role in NU's runner-up finish at the Sun Bowl Invitational in El Paso, averaging 5.5 points on 55 percent shooting and 7.0 rebounds in games against Central Michigan and UTEP.

Before Nebraska

Shields came to Nebraska after being one of the top players in the Kansas City area throughout his prep career. Shields joined Kentucky signee Willie Cauley-Stein as Olathe Northwest's first-ever Division I signees in November of 2011. Shields totaled 1,068 points in his three-year career at the school and finished as the school's all-time leader in points, rebounds, free throws, field goals, steals and rebounds.

As a senior, Shields was a consensus first-team Class 6A selection in Kansas after averaging 21.2 points, 8.5 rebounds and 3.0 assists per game for Coach Michael Grove at Olathe Northwest High School. He shot 60 percent from the floor, including 43 percent from 3-point range, in helping the Ravens to a 20-2 record and an appearance in the sub-state finals. Shields helped Olathe Northwest to an unblemished record in league play, earning Sunflower Conference MVP honors. In addition, he earned second-team all-class honors from the Topeka Capital Journal and Wichita Eagle, a first-team all-metro selection by the Kansas City Star and was a finalist for the DiRenna Award, signifying the top player in the Kansas City metro area.

As a junior, Shields was a second-team all-Class 6A honoree and a first-team All-Sunflower Conference selection, as he averaged 17 points and six rebounds a game. His efforts helped the Ravens finish 17-5 and fall one game shy of reaching the 2011 state tournament. He was rated as the No. 6 prospect in the state of Kansas by ESPN.com. Shields transferred into Olathe Northwest for his sophomore year, earning Sunflower League Newcomer-of-the-Year accolades. He also starred playing AAU ball for the MoKan Elite and Coach Rodney Perry. An outstanding student with a 4.0 GPA, Shields was on the honor roll throughout high school and a National Honor Society member.

Personal

Shavon is the son of Will and Senia Shields and was born on June 5, 1994, in Overland Park, Kan. Shavon's father, Will, was one of the greatest linemen in Nebraska and NFL history, as he was a 12-time Pro Bowl selection and was one of 15 finalists in the NFL Hall of Fame each of the past three years.

MISC. STATISTICS

Category	2013-14	Career
Double-Figure Scoring	21	29
Double-Figure Rebounding	3	3
Double-Figure Assists	0	0
Double-Doubles	2	3
Led NU in Scoring	9	12
Led NU in Rebounding	11	19
Led NU in Assists	8	10
20+ Point Games	4	5
30+ Point Games	1	1

2013-14 TOP PERFORMANCES

Category	No.	Opponent (Date)
Points	33	Illinois (2/12)
	28	FGCU (11/8)
	26	Wisconsin (3/9)
Rebounds	10	at Penn State (1/23)
	10	Purdue (2/23)
	10	Northwestern (3/1)
	9	at Illinois (2/26)
	9	at Purdue (1/12)
Assists	9	Ohio State (1/20)
	4	vs. Ohio State (3/14)
	4	Indiana (1/30)
	3	Michigan (1/9)
	3	at Cincinnati (12/28)
	3	FGCU (11/8)
	3	vs. UAB (11/22)
3	The Citadel (12/21)	



At Nebraska, Shields won the Outland Trophy in 1992 and was inducted into the College Football Hall of Fame in 2012. Shavon has one older sister, Sanayika, who plays basketball at Drury, and a younger brother, Solomon. Shavon selected Nebraska over Texas Tech, Oregon State, Weber State, Long Beach State and Wyoming. Shavon majors in biological sciences at Nebraska.



SR. | FORWARD | 6-8 | 255 | LONG LOOK, BRITISH VIRGIN ISLANDS

CAREER HIGHS (INCLUDES SMU)

Points	13, vs. Northern Illinois (11/30/13)
Rebounds	12, vs. SE Missouri St. (12/19/11)
Field Goals	5, three times (last, 1/4/14)
Free Throws	4, five times (last, 12/21/13)
3-point FG	2, vs. Tulsa (1/28/12)
Assists	4, at Tulsa (1/7/12)
Steals	3, five times (last, 1/26/14)
Blocks	3, vs. UMass (11/21/13)
Minutes	29, vs. The Citadel (12/21/13)

MISC. STATISTICS

Category	2013-14	Career*
Double-Figure Scoring	6	7
Double-Figure Rebounding	5	7
Double-Figure Assists	0	0
Double-Doubles	3	3
Led NU in Scoring	0	0
Led NU in Rebounding	10	16
Led NU in Assists	1	4
20+ Point Games	0	0
30+ Point Games	0	0

*-includes SMU

CAREER HONORS

- ◆ Tom Osborne Citizenship Team (2014)
- ◆ Nebraska Scholar-Athlete Honor Roll (Spring 2014)
- ◆ British Virgin Islands Senior National Team (2014)

SMITH'S CAREER STATS

vs. All Opponents

Year	G-GS	MP-Avg.	FG-FGA	Pct.	3FG-3FGA	Pct.	FT-FTA	Pct.	Rebounds							
									O-D	Tot.-Avg.	F-DQ	A	TO	B	S	TP-Avg.
2011-12*	28-6	377-13.5	36-82	.439	6-22	.273	17-30	.567	24-60	84-3.0	57-0	31	37	11	21	95-3.4
2013-14	32-1	537-16.8	67-129	.519	0-1	.000	38-61	.623	59-95	154-4.8	82-1	12	45	20	29	172-5.4
TOTAL	32-1	537-16.8	67-129	.519	0-1	.000	38-61	.623	59-95	154-4.8	82-1	12	45	20	29	172-5.4
All*	60-7	914-15.2	103-211	.488	6-23	.261	55-91	.604	83-155	238-4.0	139-1	43	82	31	50	267-4.5

vs. Big Ten Opponents

Year	G-GS	MP-Avg.	FG-FGA	Pct.	3FG-3FGA	Pct.	FT-FTA	Pct.	Rebounds							
									O-D	Tot.-Avg.	F-DQ	A	TO	B	S	TP-Avg.
2013-14	18-1	284-15.8	31-65	.477	0-0	.000	8-20	.400	27-45	72-4.0	46-0	9	26	6	14	70-3.9
TOTAL	18-1	284-15.8	31-65	.477	0-0	.000	8-20	.400	27-45	72-4.0	46-0	9	26	6	14	70-3.9

* Includes year at SMU

2014-15 (Outlook)

One of the questions early on during the 2014-15 season is when Leslee Smith will return to action. The 6-foot-8 forward tore his left ACL playing for the British Virgin Islands in July, but has worked tirelessly in hopes to return to action during the 2014-15 season. Smith was NU's top backup post player last year, averaging 5.4 points and 4.8 rebounds per game, while providing a physical presence in the post.

2014 (Summer)

Smith represented his country at the 2014 FIBA Caribbean Basketball Championships in Tortola, British Virgin Islands. Smith averaged 7.6 points and 4.3 rebounds per game before suffering a torn left ACL on July 3 against the Virgin Islands.

2013-14 (Junior)

Smith proved to be a valuable newcomer for the Huskers, and was one of the Big Ten's best frontcourt reserves. He played in all 32 games, averaging 5.4 points on a team-high 52 percent shooting and 4.8 rebounds per game. Smith was third for the Huskers in rebounding, while he had five games with 10 or more rebounds, which was sixth among all Big Ten players. He reached double figures in scoring six times and led the Huskers with three double-doubles. Smith's 4.8 rebounds per game ranked second among all Big Ten reserves, while he was second on the Husker team in both blocked shots (20) and steals (29).

In Big Ten action, Smith played in all 18 conference games, averaging 3.9 points and 4.0 rebounds per game as he provided a physical presence off the bench. He had eight or more points four times in Big Ten action, including 11 points on 5-of-6 shooting and 10 rebounds at No. 3 Ohio State Jan. 4 in his only start. Smith had at least eight points in four Big Ten games, including nine points on 4-of-4 shooting at Illinois on Feb. 26, and eight each against Michigan (Jan. 9) and at Purdue (Jan. 12). Smith keyed NU's win at Indiana on March 5 with four points and five rebounds in 13 minutes.

In non-conference action, Smith quickly found a role, as he played at least 20 minutes six times in non-conference action. He reached double figures for the first time against Western Illinois on Nov. 11, scoring 10 points and pulling down five rebounds. He had 12 points and seven rebounds against South Carolina State on Nov. 17 before he recorded his first career double-double against UMass in the Charleston Classic on Nov. 21. In that game, he had 12 points on 5-of-7 shooting, 10 rebounds and a season-high three blocked shots. He nearly posted his second double-double of the season three days later with a season-high 11 rebounds and eight points in a win over Georgia. Smith closed out non-conference action by averaging 8.7 points on 60 percent shooting and 7.0 rebounds in NU's final three non-conference games,

including 10 points and 10 rebounds in a season-high 29 minutes against the Citadel on Dec. 21.


Before Nebraska

Smith played at Seward County Community College in 2012-13 for Coach Bryan Zollinger, helping the Saints win the Jayhawk West Conference championship. Smith averaged 8.3 points and a team-leading 6.6 rebounds per game to help Seward County CC to a 25-8 record and the Region VI semifinals. He reached double figures in scoring eight times, including a 16-point effort against Garden City CC, and had four games of at least 10 rebounds, including 13 caroms against Lamar State College. He totaled a pair of double-doubles while finishing second on the club with 22 blocked shots. Smith began his college career at SMU, where he spent two seasons playing for Coach Matt Doherty. After redshirting his first season, his second year got off to a slow start after he tore his right ACL in March of 2011. He played 25 games during the 2011-12 season after missing the first seven games rehabbing the injury, averaging 3.8 points, 3.4 rebounds and 1.2 assists per game. He led the Mustangs in rebounding six times, including a pair of double-figure rebound performances. He had 12 rebounds against Southeast Missouri State and 11 against Tulane. Smith's season high in points came in a 10-point effort against Tulsa. He started SMU's final four games and made six starts during his redshirt freshman campaign.

Smith played his high school basketball at Christian Life Center Academy in Humble, Texas, for Carlos Wilson. As a senior, he averaged 12 points and seven rebounds per game. He was also selected to the school honor roll at Christian Life Center Academy. Smith helped the British Virgin Islands National Team to a silver medal at the 2009 FIBA Caribbean Basketball Confederation (CBC) Championships held on Tortola, BVI. Smith also looked at Saint Louis University and Murray State before selecting Nebraska.

Personal

Leslee is the son of Annetta Penn and was born on July 17, 1990, in Tortola, British Virgin Islands. He has two sisters, Melanie and Gabriel and two brothers Lesshawn and Jeremiah. Leslee majors in sociology at Nebraska and will receive his degree in December.



CAREER HIGHS

Points	14, vs. Georgia (11/24/13)
Rebounds	5, vs. Penn State (2/20/14)
Field Goals	4, vs. UMass (11/21/13)
Free Throws	8, vs. Penn State (2/20/14)
3-point FG	1, six times (last, 2/26/14)
Assists	5, three times (last, 12/14/13)
Steals	4, two times (last, 12/31/13)
Blocks	1, two times (last, 2/23/14)
Minutes	36, at Cincinnati (12/28/13)

MISC. STATISTICS

Category	2013-14	Career
Double-Figure Scoring	4	4
Double-Figure Rebounding	0	0
Double-Figure Assists	0	0
Double-Doubles	0	0
Led NU in Scoring	0	0
Led NU in Rebounding	1	1
Led NU in Assists	8	8
20+ Point Games	0	0
30+ Point Games	0	0

CAREER HONORS

- ◆ New Zealand Senior National Team (2014)
- ◆ Nebraska Scholar-Athlete Honor Roll (Fall 2013, Spring 2014)

WEBSTER'S CAREER STATS

vs. All Opponents

Year	G-GS	MP-Avg.	FG-FGA	Pct.	3FG-3FGA	Pct.	FT-FTA	Pct.	Rebounds						TP-Avg.	
									O-D	Tot.-Avg.	F-DQ	A	TO	B		S
2013-14	32-30	729-22.8	34-112	.304	6-35	.171	52-84	.619	14-52	66-2.1	74-0	63	58	3	24	126-3.9
TOTAL	32-30	729-22.8	34-112	.304	6-35	.171	52-84	.619	14-52	66-2.1	74-0	63	58	3	24	126-3.9

vs. Big Ten Opponents

Year	G-GS	MP-Avg.	FG-FGA	Pct.	3FG-3FGA	Pct.	FT-FTA	Pct.	Rebounds						TP-Avg.	
									O-D	Tot.-Avg.	F-DQ	A	TO	B		S
2013-14	18-18	383-21.3	11-45	.244	3-15	.200	22-30	.733	5-31	36-2.0	34-0	31	30	2	13	47-2.6
TOTAL	18-18	383-21.3	11-45	.244	3-15	.200	22-30	.733	5-31	36-2.0	34-0	31	30	2	13	47-2.6

2014-15 (Outlook)

Sophomore Tai (pronounced Tie) Webster literally traveled the world in his quest to improve. The Auckland, New Zealand, native returned home to represent his homeland and played 19 games with the national team, including a stint at the FIBA World Cup in Spain. The 6-foot-4 guard faced some of the world's top players, including Derrick Rose, Kyrie Irving and Goran Dragic, and that experience should pay dividends this winter. Webster also bulked up in the weight room, adding nearly 10 pounds since his freshman year. That increased strength has been evident in off-season training, and helped buoy Webster's confidence heading into 2014-15.

2014 (Summer)

Webster competed for New Zealand's Senior National Team, including the FIBA World Cup in Spain, helping his team to the round of 16. He averaged 5.3 points, 3.0 rebounds and 1.5 assists per game despite being the fourth-youngest player in the tournament. Webster had eight points, seven rebounds and three assists in a win over the Ukraine and added seven points and five rebounds against Turkey. Against Team USA he had four points and a pair of blocked shots in 15 minutes against the eventual gold medalists.

2013-14 (Freshman)

Webster was an immediate contributor for the Huskers as a true freshman, averaging 3.9 points, 2.1 rebounds and 2.0 assists per game in helping the Huskers reach the NCAA Tournament. He led NU with 63 assists and also was among the

team leaders in steals. Webster reached double figures four times, including a season-high 14 points against Georgia, and paced the squad in assists eight times.

In Big Ten play, Webster started all 18 games, as he split time with Benny Parker during the second half of the season. He averaged just 2.6 points per game in conference play, but helped the Huskers in other areas as he was second on the team in assists (31) and fourth in steals (13) while hitting 73 percent from the foul line after entering Big Ten play at 56 percent. He enjoyed his best effort in conference play against Penn State on Feb. 23, totaling 10 points, a season-high five rebounds and a team-best three assists. It marked his first double-digit effort in Big Ten play, as he went 8-of-10 from the line against the Mittany Lions. Webster also performed well in NU's win over No. 18 Ohio State with nine points, including 5-of-6 from the foul line, and two rebounds. Webster had five points and four assists in 29 minutes in the win over Minnesota on Jan. 26 and had four points, two assists and two steals against Indiana on Jan. 30. He dished out four assists and matched his personal best with four steals at No. 22 Iowa on Dec. 31.

In his collegiate debut, Webster totaled nine points, two rebounds and an assist in helping the Huskers to a 79-55 win over Florida Gulf Coast. He reached double figures for the first time in his young career against South Carolina State on Nov. 17, totaling 13 points, four rebounds and two assists. He had 12 points and two assists in a loss to UMass on Nov. 22, before enjoying the best game of his career on Nov. 24 against Georgia. In that game, he came off the bench to score 14 points and dish out

three assists in NU's 73-65 win. Webster scored 13 of his points in the second half and went 7-of-9 from the foul line. The Georgia game began a five-game stretch where he averaged 4.2 assists per game, dishing out five dimes against Miami, Creighton and Arkansas State.

Before Nebraska


Webster has enjoyed a decorated career on the international stage, as well as in his native New Zealand. After graduating from Westlake Boys High School, Webster played for the Waikato Pistons in the National Basketball League in New Zealand in 2012-13, averaging 18.5 points, 3.9 rebounds and 4.4 assists per game despite being the youngest player in the league. In his final year in school, Webster led the Westlake Boys High School and Coach Ben Eves to the National Secondary Schools Basketball Championships in October of 2012, scoring 24 points en route to garnering tournament MVP honors.

Much of Webster's acclaim was on the national and international stage, as he was selected for the New Zealand team at 17 years old. He made his national team debut in 2012, leading the Tall Blacks in scoring three times in six contests in his first senior national team action. He averaged 13.5 points per game in the 2012 FIBA World Olympic Qualifying Tournament, while shooting 52.5 percent from the field. His 21 points led all scorers in a win over Angola, as he went 7-of-12 from the field, including 5-of-6 from 3-point range. He topped New Zealand in scoring in pretournament competition against both Olympic qualifier Brazil (eight) and Greece (18). He also won a gold medal at the inaugural FIBA 3x3 U18 World Championship in Italy in 2011. In addition to his basketball, he also played volleyball at Westlake Boys High School.

Webster selected Nebraska over Pittsburgh, Virginia, Wake Forest, St. Mary's, LSU and SMU. He was a four-star recruit by ESPN.com and one of the top point guards in the class of 2013.

Personal

Tai is the son of Cherry and Tony Webster and was born on May 29, 1995, in Auckland, New Zealand. He has one older brother, Corey, who was also a member of New Zealand's national team in 2014. Tony Webster was a standout athlete in his own right, earning first team All-WAC honors at Hawaii in 1983 and ranking fourth on Hawaii's career steals list before playing professionally in New Zealand. Tai has not declared a major at Nebraska.



CAREER HONORS

◆ 2013-14 Husker Lifter of the Year

2014-15 (Outlook)

It takes a lot to beat Terran Petteway at anything, especially in strength and conditioning, but at the team banquet last April, it was Nick Fuller receiving the team's Lifter of the Year trophy. The honor signified a successful first year for the Sun Prairie, Wis., native. During his first year, he added nearly 20 pounds to his frame, while reducing his body fat by more than 3.5 percent. He also saw marked increases in both his strength and vertical leap while honing his skills daily against Petteway and Shavon Shields, a pair of All-Big Ten performers.

Fuller, who has grown to 6-foot-7, also gives the Huskers a scoring threat from the perimeter, as Nebraska looks to replace Ray Gallegos, who led the Huskers in 3-pointers in each of the past two seasons. An excellent shooter, Fuller totaled 1,940 points at Sun Prairie High School in Wisconsin and was a finalist for Mr. Basketball in Wisconsin 2013.

With a year of experience in the program, the left-hander could push for significant playing time this winter and provide some outside scoring punch.

2013-14 (Redshirt)


Fuller redshirted during the 2013-14 season to get stronger and adjust to the speed of Division I basketball. He was named Lifter of the Year, adding nearly 20 pounds, while lowering his body fat to 8.3 percent. He also increased his bench press by 35 pounds, his squat by 70 pounds and his standing vertical jump by three inches.

Before Nebraska

Fuller enjoyed a storied high school career playing for Coach Jeff Boos at Sun Prairie High School. Fuller was a four-year starter and set the Big Eight Conference scoring record with 1,940 points, shattering the previous mark of 1,669 points by Jeronne Maymon, who played at Marquette and Tennessee. He had a pair

NICK FULLER

#23



R-FR. | GUARD/FORWARD | 6-7 | 207 | SUN PRAIRIE, WIS.

of 40-point games and scored 30 or more points 15 times during his high school career. He was a two-time Wisconsin State Journal All-Area Boys Basketball Player of the Year and two-time Big Eight Conference Player of the Year. He also grabbed 693 rebounds from his forward spot.

Fuller was rated by 247Sports as one of the top 150 players in the country and was a consensus three-star recruit by Rivals.com, Scout.com, ESPN Recruiting Nation and 247Sports.com. He was listed by ESPN as the 21st-best small forward in the country in the class of 2013.

A finalist for Mr. Basketball in Wisconsin in 2012-13, Fuller averaged 25.0 points and 11.2 rebounds per game in leading Sun Prairie to a 20-4 record and the Cardinals' first conference title in 37 years. He shot 80 percent from the line and got to the line 220 times during his senior campaign. A second-team all-state selection, he was part of a talent-rich 2012-13 senior class which sent nearly 20 players to the Division I ranks. He was a two-time D1 all-state selection by the Wisconsin Basketball Coaches Association and a three-time all-state honoree by the AP.

He earned Big Eight Conference Player of the Year and Wisconsin State Journal Area Player of the Year for the first time as a junior, when he averaged 23.5 points and 8.2 rebounds per game in helping Sun Prairie to a 17-8 record and a berth in the 2012 Division I sectional semifinals. He totaled 40 points in a win over Madison West to help Sun Prairie earn a runner-up conference finish. A three-time all-conference pick and three-time all-state honoree, Fuller averaged 18.5 points per game as a sophomore and helped Sun Prairie to a 19-6 record and a sectional final runner-up. In the summers, he played for the Wisconsin Swing AAU program directed by Justin Litscher.

He also performed well in the classroom during his career at Sun Prairie, carrying a 3.5 GPA and making the honor roll all four years at the school. Fuller selected Nebraska over Minnesota and a host of schools, including Marquette, Butler, Colorado and Creighton.

Personal

Nick is the son of Jeff and Ann Fuller and was born on May 2, 1995, in Madison, Wis. He has one younger brother, Kyle. Nick, who chose Nebraska because of the coaching staff

and academics, is a business administration major at Nebraska. When he arrived in the fall of 2013, Fuller became the first Wisconsin native on the Husker basketball roster since Keith Neubert in the mid-1980s.



MOSES ABRAHAM

#12



SR. | CENTER | 6-9 | 252 | KANO, NIGERIA

CAREER HIGHS (AT GEORGETOWN)

Points 6, three times (last, 1/20/14)

Rebounds 10, two times (last, 2/23/13)

Field Goals 3, two times (last, 1/20/14)

Free Throws 5 vs. St. John's (1/4/14)

3-point FG None

Assists 1, 13 times (last, 3/24/14)

Steals 1, vs. Villanova (11/29/13)

Blocks 4, vs. Marquette (1/20/14)

Minutes 30, vs. Marquette (1/20/14)

2014-15 Outlook

One of the priorities for the Huskers in 2014-15 was to improve their interior defense, and the addition of senior transfer Moses Abraham will greatly aid that goal. Abraham, who spent four seasons at Georgetown before graduating in May, adds a physical presence and shot blocker to the Husker lineup. Last season, Abraham totaled 23 blocked shots - a total which would have been one off Nebraska's team lead - while averaging just 13.1 minutes per game at Georgetown last season.

Abraham, who was a top-100 recruit coming out of high school in 2010, is also reunited with Husker assistant coach Kenya Hunter, who worked with Abraham during his first three seasons at Georgetown. Abraham's arrival became more important as a knee injury to Leslee Smith - the Huskers' primary frontcourt backup - will keep him sidelined until at least the start of Big Ten play.

Before Nebraska

Abraham spent four seasons at Georgetown, helping the Hoyas to three NCAA appearances during his career. He played in 31 games at Georgetown during the 2013-14 season, averaging 1.9 points

on 56 percent shooting and 2.8 rebounds per game, as the Hoyas went 18-15 and reached the second round of the NIT. The 6-foot-9 forward was second on the team with 23 blocked shots while averaging 13.1 minutes per game. His best game of the season was in an overtime loss to Marquette, when he had six points, five rebounds and four blocked shots in a career-high 30 minutes of work. He had five or more rebounds in seven games, including eight against both Butler and High Point and seven at Big East Tournament champion Providence.

During his sophomore season, he returned from a knee injury to appear in 28 games, averaging 1.3 points and 2.5 rebounds per game to help the Hoyas win the Big East regular-season title and reach the NCAA Tournament. He came off the bench and played at least 10 minutes in 11 contests, including 10 times in Big East play. He grabbed a career-high 10 rebounds in games at Notre Dame and at Syracuse and had eight boards in 18 minutes against Cincinnati. During his first three years at Georgetown, he worked with current Husker assistant coach Kenya Hunter, as the Hoyas made three straight NCAA Tournament appearances.

Abraham attended Progressive Christian (Md.) Academy and averaged 15 points, 16 rebounds and 12 blocks per game in his only season at the school for Coach Taj Hawkins. He was a top-100 recruit by Rivals and was among the top-20 centers in the country by both Rivals and Scout.com in the class of 2010. He originally chose Georgetown over Indiana and Maryland.

Personal

He is the son of Josephine Adikou and was born on Jan 4, 1991, in Kano, Nigeria. Moses earned his economics degree in May of 2014 and is enrolled in graduate school classes at Nebraska. Abraham also considered Indiana, Boston College, Miami and Long Beach State for graduate school.

ABRAHAM'S CAREER STATS

vs. All Opponents

Year	G-GS	MP-Avg.	FG-FGA	Pct.	3FG-3FGA	Pct.	FT-FTA	Pct.	Rebounds			A	TO	B	S	TP-Avg.
									O-D	Tot.-Avg.	F-DQ					
2010-11*	6-0	26-4.3	2-3	.667	0-0	.000	6-9	.667	0-3	3-0.5	2-0	2	3	2	3	10-1.7
2012-13*	28-0	262-9.4	13-27	.481	0-0	.000	11-26	.423	28-41	69-2.5	57-2	12	22	8	3	37-1.3
2013-14*	31-1	406-13.1	22-39	.564	0-0	.000	15-33	.455	22-66	88-2.8	84-6	9	17	23	7	59-1.9
All*	65-1	694-10.7	37-69	.536	0-0	.000	32-68	.471	50-110	160-2.5	143-8	23	42	33	13	106-1.6

* Includes years at Georgetown



ANDREW WHITE III

#1



JR. | GUARD | 6-7 | 220 | RICHMOND, VA.

CAREER HIGHS (AT KANSAS)

Points	15, vs. Belmont (12/15/12)
Rebounds	6, vs. Oregon State (11/30/12)
Field Goals	6, vs. Belmont (12/15/12)
Free Throws	3, vs. Oklahoma State (2/2/13)
3-point FG	3, three times (last, 11/22/13)
Assists	1, five times (last, 3/5/14)
Steals	2, vs. Villanova (11/29/13)
Blocks	2, two times (last, 11/19/13)
Minutes	19, vs. ULM (11/8/13)

2014-15 Outlook

During his tenure at both Colorado State and Nebraska, Coach Tim Miles has successfully been able to integrate Division I transfers into his system. Players such as Andy Ogide, Wes Eikmeier and Marcus Walker at Colorado State and Terran Petteway at NU have flourished, becoming all-conference performers under Miles.

Andrew White III joins the Nebraska program after spending the previous two seasons at Kansas. White played in 44 games over his two seasons and played behind NBA Lottery picks Ben McLemore and Andrew Wiggins during his tenure at Kansas. The 6-foot-7 guard is an outstanding shooter and has shown an outstanding work ethic since arriving on campus in August. He will spend this year working on his all-around game and learning from Petteway and Shavon Shields and will have two years of eligibility remaining beginning in 2015-16.

Before Nebraska

White spent the last two seasons at Kansas, playing in 44 contests. He helped the Jayhawks to a pair of Big 12 titles in his time at the school.

In 2013-14, he appeared in 19 games off

the bench for the Jayhawks, averaging 2.3 points per game on 44 percent shooting and added 1.2 rebounds per game. He posted a pair of double-figure efforts off the bench, highlighted by 13 points, including a trio of 3-pointers, in 14 minutes against Towson. He also had 12 points, including 3-of-5 from long range, in a season-high 19 minutes against Louisiana Monroe.

White played in 25 games as a freshman, averaging 5.0 minutes and 2.2 points per game in 2012-13. A three-point sharpshooter, White scored a career-high 15 points against Belmont and grabbed a personal-best six rebounds against Oregon State during his freshman year. As a freshman at Kansas, he also led the team in scoring and steals during the Jayhawks' European Exhibition Tour. He averaged 11.0 ppg during the trip, including 16 points against the Swiss National Team.

White was a strong performer in the classroom during his KU tenure, as he was a two-time member of the Big 12 Commissioner's Honor Roll and Athletic Director's Honor Roll at Kansas. He was also a member of the National Society of College Scholars.

White attended the Miller School in

Charlottesville, Va., where he averaged 22.9 points and 10 rebounds per game for Coach Scott Willard as he was named the Virginia State Player of the Year in 2012. White's senior season featured a game with 46 points, 19 rebounds and seven assists. He was ranked No. 48 by ESPNU100 and No. 51 by Rivals.com in the class of 2012 and ESPN's No. 11 small forward in the country that season. He originally selected Kansas over North Carolina State, Virginia Tech, West Virginia, Richmond, Texas and Georgetown among others.

Personal

Andrew White III is the son of Andrew, Jr. and Sheryl White and was born on June 16, 1993, in Richmond, Va. His full name is Andrew Jackson White III, as his grandfather is a retired Baptist pastor and his father played his college basketball at Morehouse College. Andrew has an older sister (Andrias) and a younger brother (Andrien). Andrew is a communication studies major at Nebraska.

WHITE'S CAREER STATS

vs. All Opponents

Year	G-GS	MP-Avg.	FG-FGA	Pct.	3FG-3FGA	Pct.	FT-FTA	Pct.	Rebounds			A	TO	B	S	TP-Avg.
									O-D	Tot.-Avg.	F-DQ					
2012-13*	25-0	125-5.0	18-54	.333	10-36	.278	10-16	.625	7-22	29-1.2	20-0	1	11	2	0	56-2.2
2013-14*	19-0	113-5.9	15-34	.441	8-25	.320	6-12	.500	4-18	22-1.2	10-0	4	7	5	3	44-2.3
All*	44-0	238-5.4	33-88	.375	18-61	.295	16-28	.571	11-40	51-1.2	30-0	5	18	7	3	100-2.3

* Includes years at Kansas



2014-15 Outlook

Freshman forward B.J. Day has grown up around the Nebraska basketball program. A Lincoln native, Day garnered second-team all-state honors at Lincoln Southeast High School, where he averaged 14.5 points and 6.5 rebounds per game as a senior playing for former Husker assistant coach Jeff Smith. Day walked on to the Husker program and looks to begin a legacy at a program where his father, Bernard, was a two-year standout in the mid-1980s. The elder Day shared team MVP honors with Dave Hoppen on Nebraska's first NCAA Tournament team in 1985-86. At 6-foot-5, 236 pounds, B.J. is already bigger than his father was during his college career, as B.J. also played football at Lincoln Southeast.

B.J.'s progress was slowed in early October as he suffered a knee injury in the first week of practice. He will undergo surgery and will redshirt during the 2014-15 season.

Before Nebraska

B.J. Day played his basketball at Lincoln Southeast under former Nebraska basketball assistant coach Jeff Smith, helping the Knights to three straight Class A (largest class) state tournament appearances during his four-year high school career. As a senior, he earned second-team Super-State (all classes) honors from the Lincoln Journal Star, averaging 14.5 points and 6.5 rebounds per game. A second-team All-Class A selection by the Journal Star, Omaha World-Herald and the Associated Press, Day and the Knights went 20-6 in 2013-14. He had a pair of double-doubles as a senior, including a 24-point, 12-rebound effort against Creighton Prep and 19 points and 11 rebounds against Omaha Central. Day averaged 9.3 points and 4.7 rebounds per game during his junior season, as Lincoln Southeast went 16-9 and reached the state tournament. In his four-year career at Lincoln Southeast, he totaled 943 points and 456 rebounds while shooting 51 percent from the field and 38 percent from 3-point range. In addition to playing

B.J. DAY

#30



FR. | GUARD/FORWARD | 6-5 | 236 | LINCOLN, NEB.

basketball, Day also played two years of varsity football for the Knights, which reached the Class A state playoffs in 2013. He chose to walk-on at Nebraska despite receiving scholarship offers from several junior colleges and smaller programs.

Personal

B.J. is the son of Michelle and Bernard Day and was born on Oct. 20, 1995, in Bismark, N.D. He has one younger brother, Brayden. His full name is Bernard Junius Day Jr. He is studying pre-physical therapy at Nebraska.

B.J.'s father, Bernard, was a two-year performer for the Huskers in 1985-86 and 1986-87, starting every game at Nebraska after coming from Moberly (Mo.) Junior College. The elder Day earned honorable-

mention All-Big Eight honors in 1985-86, averaging 13.1 points and 6.6 rebounds per game to help Nebraska to its first NCAA Tournament in school history. He shared the Jack Moore Team MVP Award with Dave Hoppen that season. During his senior year, he paced the Huskers in scoring at 12.6 points per game, as Nebraska won 21 games and reached the NIT semifinals.



2014-15 Outlook

Freshman Jake Hammond provides the Huskers with athleticism and length in the post. The 6-foot-10, 230-pound freshman was one of the top performers in the state of Oklahoma as a senior, averaging 26.2 points, 14.8 rebounds and 5.7 blocks per game last season. Hammond, who grew up in the Dallas area before moving to Oklahoma for high school, has a 7-foot-2 wingspan and is a physical player on the defensive end. Hammond has worked on getting stronger since arriving on campus in June, and is now at 230 pounds entering the season.

Hammond may be in line for playing time early in his career as senior forward Leslee Smith recovers from an ACL injury suffered in July. Hammond and senior transfer Moses Abraham will look to fill the void until he returns to the lineup.

Before Nebraska

Hammond was a dominant post player at Comanche (Okla.) High School for Coach Nick Price. The 6-foot-10 forward averaged 26.2 points, 14.8 rebounds, 5.7 blocks and 3.1 steals per game as a senior, helping the Class 3A school to a 22-6 record and the second round of the area tournament. He was rated as the No. 2 prospect in the state of Oklahoma by both ESPN.com and 247Sports as a senior, and was a three-star recruit by ESPN.com, Scout.com and 247Sports.com. He was ranked as the No. 115 player in the country by Hoop Scoop. His senior season was highlighted by a pair of 40-point efforts, including 41 points in the regional. He was chosen first-team all-state by the coaches association and Regional Player of the Year by the Duncan Banner. A finalist for Mr. Basketball in Oklahoma, he was also selected for the Faith 7 Basketball Bowl, pitting some of the top players from Oklahoma and Texas against each other. As a junior, Hammond played for national power Sunrise Christian Academy in Bel Aire, Kan., playing for Coach Kyle Lindsted where he averaged 12 points per game in helping the school to a 29-1 record and a No. 6 ranking in the MaxPreps Academy Top-10 in 2012-13.

JAKE HAMMOND

#24



FR. | FORWARD | 6-10 | 230 | COMANCHE, OKLA.

Hammond, who grew up in the Dallas area before his family moved to Oklahoma, spent the summer playing for the Dallas-based Pro Skills and the Oklahoma Magic AAU programs. As a sophomore, Hammond averaged 14 points, 15 rebounds and six blocks per game for the Oklahoma City Storm, a home school team, and began his high school career at Duncan High School as a freshman. Hammond selected Nebraska over a number of schools, including Oklahoma, TCU and Texas Tech.

Personal

Jake is the son of David and Sandy Hammond and was born on March 2, 1995, in Grand Prairie, Texas. He has two younger brothers, Jon and Joseph. Jake has not declared a major. He will look to become

the first letterwinner from the state of Oklahoma in Husker basketball history.



TARIN SMITH

#11



FR. | GUARD | 6-2 | 175 | OCEAN TOWNSHIP, N.J.

2014-15 Outlook

One of the benefits of the Big Ten's eastward expansion is the ability for the Huskers to get into areas where they have not had success recruiting previously, and freshman Tarin Smith is an example. The 6-foot-2 guard is the first Husker freshman basketball player from the state of New Jersey, and comes to Nebraska after playing at one of the nation's top high school basketball programs in St. Anthony.

Smith continues a long line of college point guards from St. Anthony and Hall of Fame Coach Bob Hurley. Smith was a two-year starter at point guard, helping the Friars to a 53-7 record and a pair of state runner-up finishes. He averaged 15 points and four assists per game as a senior. Smith was overshadowed early in his high school career, as he played behind 2014 NBA first-round pick Kyle Anderson as a sophomore while his backcourt mates as a junior included current Iowa State guard Hallice Cooke and Temple guard Josh Brown, who was a top-150 player coming out of high school.

Smith is an athletic defender who possesses length for the Husker backcourt, as well as an intelligent player who picks things up quickly. His development could give the Huskers intriguing options in the backcourt, where NU returns Tai Webster and Benny Parker.

Before Nebraska

Smith was a two-year starter at St. Anthony (N.J.) High School, one of the premier high school basketball programs in the country. During his two seasons as a starter, Smith guided the Friars to a 53-7 record, a pair of sectional titles and state runner-up finishes in 2013 and 2014 for Hall of Fame Coach Bob Hurley. As a senior, he was a first-team all-state pick by the AP and a third-team honoree by the Newark Star-Ledger, as he averaged 15 points, four rebounds and four assists per game, as St. Anthony finished with a 25-5 record. Smith reached double figures in all but two games as a senior, including a pair of 23-point outings. One of his best performances was a 12-point, eight-assist, six-rebound effort

in a win over eventual state champion Roselle Catholic. During his junior year, he averaged more than seven points per game while sharing time at guard with a pair of current Division I performers. That season, St. Anthony went 28-2 and finished second in the state in its class. Smith was the only sophomore on the varsity team in 2011-12, when the Friars went 32-0, was ranked first nationally and won the Tournament of Champions title as the best team in the state. Hurley has won over 1,100 games and 25 state titles since taking over the St. Anthony program in 1972. During his tenure, he has coached over 150 players who have signed with Division I programs. Smith also played with the Sports U AAU program and was one of five players from Sports U to sign with power-conference teams in 2013-14. The valedictorian of his high school class at St. Anthony, Smith

was also a member of the National Honor Society. Smith also strongly considered Providence and Ole Miss before selecting Nebraska. He chose Nebraska for the "great coaching staff, good academics and the Big Ten Conference."

Personal

Tarin is the son of Tanya Allen-Smith and Stephen Smith and was born on Dec. 6, 1995, in Ocean Township, New Jersey. Tarin is studying business administration at Nebraska. Smith will look to become the third Husker letterwinner from New Jersey, joining Pete Manning (1988-89, Trenton) and Dylan Talley (2012-13, Camden). Both Manning and Talley came to Nebraska after stints in junior college.

CAREER GAME-BY-GAME TOTALS

#0 TAI WEBSTER

2013-14 Game-by-game (32 games, 30 starts)

Opponent	MP	FG-A	3FG-A	FT-A	R	F	A	B	S	Pts.
Florida Gulf Coast #	32	2-8	0-2	5-8	2	3	1	0	0	9
Western Illinois #	32	2-6	1-2	3-8	3	3	1	0	0	8
South Carolina State #	26	3-6	0-2	7-11	4	3	2	0	1	13
vs. UMass #	29	4-9	0-2	4-5	4	4	2	0	2	12
vs. UAB #	18	1-7	0-2	1-1	0	4	0	0	1	3
vs. Georgia	23	3-6	1-2	7-9	0	3	3	0	1	14
Northern Illinois	28	2-4	0-0	0-6	4	2	3	0	0	4
Miami (Fla.) #	25	1-1	0-0	3-5	2	4	5	0	4	5
at Creighton #	33	1-2	0-1	0-0	2	2	5	1	0	2
Arkansas State #	24	0-3	0-1	0-0	2	1	5	0	0	0
The Citadel #	16	1-2	0-0	0-0	1	4	1	0	2	2
at Cincinnati #	36	3-9	1-2	0-0	2	1	2	0	0	7
at No. 22 Iowa *#	31	0-4	0-1	2-2	3	4	4	0	4	2
at No. 3 Ohio State *#	24	2-6	1-2	0-0	4	3	1	0	1	5
Michigan *#	28	1-1	0-0	0-0	3	0	2	0	1	2
at Purdue *#	22	2-6	0-0	1-2	0	1	1	0	1	5
No. 18 Ohio State *#	28	2-3	0-1	5-6	2	4	1	0	0	9
at Penn State *#	15	0-2	0-1	0-0	1	2	2	0	0	0
Minnesota *#	29	1-6	1-2	2-4	3	4	4	0	2	5
Indiana *#	28	1-3	0-1	2-2	1	3	2	0	2	4
at No. 10 Michigan *#	29	0-3	0-2	2-4	4	0	1	0	0	2
at Northwestern *#	19	0-2	0-1	0-0	2	0	1	0	0	0
Illinois *#	14	0-1	0-0	0-0	1	1	2	0	0	0
at No. 9 Michigan State	12	0-1	0-1	0-0	2	1	1	0	0	0
Penn State *#	25	1-1	0-0	8-10	5	2	3	1	1	10
Purdue *#	10	0-0	0-0	0-0	2	4	2	1	0	0
at Illinois *#	22	1-2	1-2	0-0	1	1	0	0	0	3
Northwestern*#	18	0-1	0-1	0-0	0	1	1	0	0	0
at Indiana*#	20	0-1	0-0	0-0	1	2	2	0	0	0
No. 9 Wisconsin *#	9	0-2	0-0	0-0	1	1	1	0	1	0
vs. No. 23 Ohio State ^	13	0-2	0-2	0-0	0	3	1	0	0	0
vs. No. 24 Baylor %	11	0-2	0-2	0-1	4	3	1	0	0	0
Totals	729	34-112	6-35	52-84	66	74	63	3	24	126

#2 DAVID RIVERS

2011-12 Game-by-game (19 games, 0 starts)

Opponent	MP	FG-A	3FG-A	FT-A	R	F	A	B	S	Pts.
South Dakota	1	0-1	0-1	0-0	0	0	0	0	0	0
at USC	---	---	---	---	---	---	---	---	---	---
Rhode Island	8	0-1	0-0	0-0	0	1	1	0	0	0
Oregon	---	---	---	---	---	---	---	---	---	---
South Dakota State	18	3-5	1-2	1-1	5	3	0	0	0	8
Wake Forest	17	1-3	0-2	1-2	3	2	1	1	1	3
at Creighton	7	0-0	0-0	0-0	1	1	0	0	0	0
FGCU	6	0-0	0-0	0-0	0	0	0	0	0	0
at TCU	13	2-3	1-2	0-0	0	0	1	0	0	5
Alcorn State	18	0-2	0-2	2-4	1	0	2	1	1	2
Central Michigan	12	1-2	0-0	0-0	2	1	0	0	0	2
No. 11 Wisconsin*	3	0-1	0-0	0-0	0	0	0	0	1	0
No. 16 Michigan State*	5	0-1	0-1	0-0	0	0	0	0	0	0
at No. 6 Ohio State*	20	0-3	0-2	0-0	1	0	0	0	1	0
at Illinois*	---	---	---	---	---	---	---	---	---	---
Penn State*	---	---	---	---	---	---	---	---	---	---
at Wisconsin*	---	---	---	---	---	---	---	---	---	---
No. 11 Indiana*	---	---	---	---	---	---	---	---	---	---
No. 6 Ohio State*	7	0-1	0-1	0-0	0	1	0	0	0	0
at Iowa*	---	---	---	---	---	---	---	---	---	---
at Northwestern*	---	---	---	---	---	---	---	---	---	---
Minnesota*	---	---	---	---	---	---	---	---	---	---
No. 22 Michigan*	2	0-0	0-0	0-0	0	0	0	0	0	0
at Penn State*	4	0-0	0-0	0-0	1	1	0	0	0	0
Illinois*	3	0-3	0-2	0-2	1	0	0	0	0	0
at Purdue*	3	0-1	0-1	0-0	0	0	0	0	0	0
at No. 6 Michigan State*	8	0-3	0-2	0-1	1	0	0	0	1	0
Iowa*	---	---	---	---	---	---	---	---	---	---
at Minnesota*	---	---	---	---	---	---	---	---	---	---
vs. Purdue^	3	0-0	0-0	0-0	0	0	0	0	0	0
Totals	158	7-30	2-19	4-10	16	10	5	2	5	20

2012-13 Game-by-game (33 games, 17 starts)

Opponent	MP	FG-A	3FG-A	FT-A	R	F	A	B	S	Pts.
Southern	27	1-6	0-1	0-1	6	0	3	0	0	2
Valparaiso	27	3-8	0-2	1-2	4	4	1	2	0	7
Nebraska-Omaha	22	2-6	0-2	0-0	4	0	0	0	0	4
Tulane	15	2-2	1-1	0-2	1	0	0	0	0	5
Kent State	23	1-6	0-3	4-6	2	1	0	2	0	6
at Wake Forest	32	2-7	0-0	1-2	7	2	2	1	0	5
USC	23	2-5	1-1	0-0	4	1	1	1	0	5
No. 16 Creighton	13	1-4	0-1	0-0	1	4	1	0	1	2
at Oregon	4	0-1	0-0	0-0	0	0	0	0	0	0

Jacksonville State	7	1-2	0-0	0-0	2	1	0	0	0	2
vs. Central Michigan	25	8-10	0-0	4-5	7	2	0	1	0	20
at UTEP	16	0-3	0-0	0-0	2	3	0	1	0	0
Nicholls State	28	4-7	0-0	4-6	6	2	1	0	2	12
at No. 8 Ohio State*	23	3-4	1-1	0-1	4	0	0	0	0	7
Wisconsin*	16	1-1	0-0	0-0	1	0	0	1	1	2
at No. 2 Michigan*	32	2-6	0-1	0-0	4	1	0	1	0	4
at No. 22 Michigan State*#	40	8-8	1-1	1-1	6	4	0	1	1	18
Purdue* #	39	2-9	0-0	1-2	1	2	1	0	1	5
at Penn State* #	23	2-7	0-1	0-0	1	2	0	0	1	4
Illinois* #	21	2-4	0-1	1-3	2	1	0	0	0	5
Northwestern* #	26	3-4	1-1	1-5	4	3	0	0	1	8
at No. 23 Minnesota* #	15	0-3	0-0	0-2	0	4	1	0	0	0
No. 11 Ohio State* #	25	5-7	1-1	2-2	6	1	0	0	0	13
Penn State* #	33	1-5	0-0	7-8	6	3	5	0	1	9
at No. 1 Indiana* #	36	3-6	0-1	0-0	4	4	0	0	0	6
No. 8 Michigan State* #	38	3-10	0-1	1-1	2	4	0	0	1	7
Iowa* #	35	3-8	0-0	0-1	4	2	1	1	3	6
at No. 17 Wisconsin* #	35	1-8	0-0	0-0	2	2	1	0	0	2
at Illinois* #	35	3-8	0-0	1-2	5	0	1	1	0	7
Minnesota* #	34	2-7	0-1	3-4	6	5	2	1	0	7
at Iowa* #	17	1-2	0-0	0-0	0	1	0	0	0	2
vs. Purdue ^#	24	2-4	0-1	0-0	6	5	2	0	1	4
vs. No. 10 Ohio State ^#	20	0-3	0-1	0-0	2	3	1	0	0	0
Totals	829	74-181	6-23	32-56	112	67	24	14	14	186

2013-14 Game-by-game (25 games, 14 starts)

Opponent	MP	FG-A	3FG-A	FT-A	R	F	A	B	S	Pts.
Florida Gulf Coast #	21	2-2	0-0	1-2	1	5	1	0	2	5
Western Illinois #	29	1-4	0-1	2-2	3	2	0	0	2	4
South Carolina State #	19	0-0	0-0	0-0	2	0	0	0	0	0
vs. UMass	23	4-5	0-0	2-5	3	4	1	0	4	10
vs. UAB #	22	1-3	0-0	0-0	2	2	0	0	3	2
vs. Georgia #	13	0-0	0-0	0-0	0	3	0	1	0	0
Northern Illinois #	15	0-0	0-0	1-2	1	3	1	1	0	1
Miami	---	---	---	---	---	---	---	---	---	---
at Creighton	---	---	---	---	---	---	---	---	---	---
Arkansas State	6	0-2	0-0	0-0	1	1	0	0	2	0
The Citadel	---	---	---	---	---	---	---	---	---	---
at Cincinnati	---	---	---	---	---	---	---	---	---	---
at No. 22 Iowa *	---	---	---	---	---	---	---	---	---	---
at No. 3 Ohio State *	3	0-3	0-0	0-0	0	0	0	0	0	0
Michigan *	---	---	---	---	---	---	---	---	---	---
at Purdue *	---	---	---	---	---	---	---	---	---	---
No. 18 Ohio State *	14	1-2	0-0	2-2	2	1	0	1	0	4
at Penn State *	10	1-2	0-1	0-0	1	0	0	0	0	2
Minnesota *	20	0-2	0-0	0-0	4	3	1	1	1	0
Indiana *	10	0-0	0-0	0-0	0	1	0	1	0	0
at No. 10 Michigan *	10	0-0	0-0	0-0	2	0	0	0	1	0
at Northwestern *	21	1-3	0-0	0-0	3	1	1	1	0	2
Illinois *	28	1-2	0-0	0-0	7	3	0	0	1	2
at No. 9 Michigan State *#	24	1-2	1-1	3-5	7	4	2	0	1	6
Penn State *#	29	1-1	0-0	4-4	6	2	0	2	0	6
Purdue *#	27	2-2	0-0	3-6	6	4	1	3	2	7
at Illinois *#	30	4-4	0-0	0-0	3	2	0	0	1	8
Northwestern*#	19	1-5	0-0	1-2	5	1	0	0	1	3
at Indiana*#	31	1-3	0-0	0-0	4	1	0	0	0	2
No. 9 Wisconsin	13	0-0	0-0	0-0	0	1	0	0	1	0
vs. No. 23 Ohio State ^#	33	3-7	0-0	2-3	9	2	1	0	1	8
vs. No. 24 Baylor %#	29	2-3	0-0	0-0	1	5	1	2	2	4
Totals	499	27-57	1-3	21-33	73	51	10	13	25	76

#3 BENNY PARKER

2012-13 Game-by-game (33 games, 16 starts)

Opponent	MP	FG-A	3FG-A	FT-A	R	F	A	B	S	Pts.
Southern #	31	4-7	0-0	0-0	1	1	1	0	0	8
Valparaiso #	27	3-5	1-2	0-0	3	2	3	0	0	7
Nebraska-Omaha #	21	4-6	0-0	0-0	2	3	1	0	1	8
Tulane #	31	1-3	0-0	1-1	2	1	7	0	1	3
Kent State #	27	1-3	0-1	2-2	0	3	2	0	1	4
at Wake Forest #	30	1-3	0-1	6-9	2	0	4	0	4	8
USC #	24	2-4	1-1	0-0	2	1	0	0	0	5
No. 16 Creighton #	25	0-3	0-1	0-0	0	1	5	0	0	0
at Oregon #	27	1-2	0-0	0-0	2	0	2	0	1	2
Jacksonville State #										

Illinois *	16	0-2	0-0	2-2	0	0	1	0	1	2
Northwestern *	21	1-2	0-0	1-2	3	3	2	0	3	3
at No. 23 Minnesota *	30	0-1	0-0	1-2	3	2	6	0	0	1
No. 11 Ohio State *	9	2-2	0-0	0-0	0	2	1	0	0	4
Penn State *	21	0-4	0-0	4-4	1	3	2	0	1	4
at No. 1 Indiana *	23	2-5	0-0	0-0	0	1	1	0	1	4
No. 8 Michigan State *	15	1-1	0-0	0-0	1	2	1	0	0	2
Iowa *	9	0-0	0-0	0-2	0	1	2	0	0	0
at No. 17 Wisconsin *	13	1-2	0-0	1-2	1	0	0	0	0	3
at Illinois *	10	0-1	0-1	0-0	0	5	0	0	0	0
Minnesota *	13	0-2	0-0	0-0	2	2	1	0	0	0
at Iowa *	7	0-0	0-0	1-2	0	1	1	0	1	1
vs. Purdue ^	15	1-3	0-2	0-0	2	0	2	1	0	2
vs. No. 10 Ohio State ^	23	2-5	0-1	1-2	3	2	3	0	1	5
Totals	681	31-87	2-13	24-36	44	57	69	2	24	88

2012-13 Game-by-game (32 games, 2 starts)

Opponent	MP	FG-A	3FG-A	FT-A	R	F	A	B	S	Pts.
Florida Gulf Coast	27	4-6	0-1	1-1	2	2	0	0	2	9
Western Illinois	23	0-2	0-2	0-0	2	0	2	0	0	0
South Carolina State	16	1-3	0-1	0-0	1	0	3	0	0	2
vs. UMass	8	0-1	0-0	0-0	0	2	1	0	0	0
vs. UAB	18	1-4	0-0	0-0	1	3	2	0	3	2
vs. Georgia #	9	0-1	0-0	0-0	1	2	1	0	1	0
Northern Illinois #	10	1-2	0-0	0-0	1	0	1	0	0	2
Miami (Fla.)	9	0-0	0-0	0-0	0	0	0	0	0	0
at Creighton	6	0-1	0-0	1-2	0	3	0	0	0	1
Arkansas State	16	3-3	0-0	0-0	0	2	1	0	0	6
The Citadel	15	0-0	0-0	1-2	0	1	1	1	1	1
at Cincinnati	18	0-0	0-0	0-0	0	4	1	0	1	0
at No. 22 Iowa *	3	0-1	0-0	0-0	0	0	0	0	0	0
at No. 3 Ohio State *	3	0-1	0-0	0-0	1	0	0	0	0	0
Michigan *	10	0-0	0-0	0-0	1	0	0	0	0	0
at Purdue *	7	0-0	0-0	2-2	1	0	1	0	0	2
No. 18 Ohio State *	15	0-3	0-1	0-0	2	0	0	0	1	0
at Penn State *	10	0-1	0-0	0-0	1	1	0	0	0	0
Minnesota *	10	2-2	0-0	0-0	2	1	2	0	0	4
Indiana *	5	0-2	0-0	0-0	0	0	1	0	0	0
at No. 10 Michigan *	14	1-3	0-0	0-0	2	1	2	0	0	2
at Northwestern *	16	2-2	0-0	1-1	1	2	1	0	2	5
Illinois *	24	0-1	0-0	4-4	1	2	1	0	4	4
at No. 9 Michigan State *	22	1-2	0-0	0-0	1	1	0	0	1	2
Penn State *	14	0-2	0-0	0-0	2	2	0	0	2	0
Purdue *	20	1-1	0-0	0-0	0	3	2	0	3	2
at Illinois *	18	3-3	0-0	0-0	1	2	1	0	1	6
Northwestern *	23	3-5	0-0	1-1	2	1	0	0	0	7
at Indiana *	19	3-3	0-0	2-2	2	4	1	0	3	8
No. 9 Wisconsin *	31	2-4	0-0	0-0	1	4	2	0	2	4
vs. No. 23 Ohio State ^	23	2-5	0-0	0-0	2	4	2	0	2	4
vs. No. 24 Baylor %	15	2-3	0-0	1-1	2	2	0	0	1	5
Totals	477	32-67	0-5	14-16	33	49	29	1	30	78

#5 TERRAN PETTEWAY

2013-14 Game-by-game (32 games, 32 starts)

Opponent	MP	FG-A	3FG-A	FT-A	R	F	A	B	S	Pts.
Florida Gulf Coast #	27	6-12	3-5	2-2	4	3	1	0	1	17
Western Illinois #	28	4-12	1-1	4-5	9	2	2	0	1	13
South Carolina State #	20	2-7	0-2	0-0	3	2	3	1	0	4
vs. UMass #	29	8-20	3-6	11-12	3	5	0	3	30	30
vs. UAB #	31	9-17	0-3	3-4	5	2	0	0	0	21
vs. Georgia #	37	3-10	0-2	9-10	7	2	1	0	0	15
Northern Illinois #	36	3-11	1-4	5-6	5	1	1	1	1	12
Miami (Fla.) #	32	4-10	1-3	5-6	3	2	0	3	1	14
at Creighton #	37	7-12	2-5	5-6	6	5	2	0	1	21
Arkansas State #	23	4-8	1-1	2-2	2	5	1	0	3	11
The Citadel #	38	9-18	2-5	7-9	4	2	2	1	1	27
at Cincinnati #	30	6-14	4-5	6-6	5	2	1	1	2	22
at No. 22 Iowa * #	35	8-18	2-6	2-3	12	4	1	1	0	20
at No. 3 Ohio State * #	32	5-12	1-5	4-4	4	3	2	1	1	15
Michigan * #	31	6-12	1-4	3-4	4	3	3	0	0	16
at Purdue * #	37	7-17	1-6	4-5	9	2	2	2	1	19
No. 18 Ohio State * #	30	6-9	1-4	5-7	5	4	0	0	0	18
at Penn State * #	32	4-10	3-6	4-5	6	4	3	2	2	15
Minnesota * #	31	10-15	4-6	11-14	6	4	3	1	1	35
Indiana * #	34	7-10	2-4	2-2	3	3	3	0	0	18
at No. 10 Michigan * #	31	2-10	0-3	1-2	3	1	1	1	1	5
at Northwestern * #	34	5-16	2-7	5-7	8	4	4	1	1	17
Illinois * #	34	6-14	1-5	3-4	4	5	1	0	1	16
at No. 9 Michigan State * #	38	7-17	4-10	5-7	5	2	2	0	1	23
Penn State * #	28	5-12	2-5	14-19	4	4	0	1	0	26
Purdue * #	29	10-19	1-6	8-8	2	3	3	1	0	29
at Illinois * #	33	5-18	1-6	2-2	1	4	3	2	1	13
Northwestern * #	33	3-12	2-4	2-3	3	4	2	2	0	10
at Indiana * #	27	3-10	0-4	7-8	2	4	2	1	1	13
No. 9 Wisconsin * #	33	7-16	1-3	11-14	10	2	2	0	0	26
vs. No. 23 Ohio State ^ #	31	6-14	1-4	7-8	5	5	0	0	2	20
vs. No. 24 Baylor % #	33	5-15	0-7	8-10	3	4	1	1	2	18
Totals	1014	182-427	48-147	167-204	155	102	52	24	29	579

#10 TREVOR MENKE

2011-12 Game-by-game (3 games, 0 starts)

Opponent	MP	FG-A	3FG-A	FT-A	R	F	A	B	S	Pts.
Alcorn State *	4	0-1	0-1	0-0	0	1	0	0	0	0
Central Michigan *	2	0-0	0-0	0-0	0	0	0	0	0	0
vs. Purdue ^	1	0-0	0-0	0-0	0	0	0	0	0	0
Totals	7	0-1	0-1	0-0	0	1	0	0	0	0

2012-13 Game-by-game (15 games, 0 starts)

Opponent	MP	FG-A	3FG-A	FT-A	R	F	A	B	S	Pts.	
Southern	16	0-1	0-1	0-0	0	2	0	0	0	0	
Valparaiso	7	0-1	0-1	0-0	2	0	0	0	0	0	
Nebraska-Omaha	16	0-3	0-2	0-0	0	2	3	0	1	0	
Tulane	--- Did not play (coaches decision) ---										
Kent State	2	0-0	0-0	0-0	0	2	0	0	0	0	
at Wake Forest	3	0-0	0-0	0-0	0	0	0	0	0	0	
USC	--- Did not play (coaches decision) ---										
No. 16 Creighton	2	0-0	0-0	0-0	0	0	0	0	0	0	
at Oregon	--- Did not play (coaches decision) ---										
Jacksonville State	--- Did not play (coaches decision) ---										
vs. Central Michigan	--- Did not play (coaches decision) ---										
at UTEP	--- Did not play (coaches decision) ---										
Nicholls State	--- Did not play (coaches decision) ---										
at No. 8 Ohio State *	--- Did not play (coaches decision) ---										
Wisconsin *	0	0-0	0-0	0-0	0	0	0	0	0	0	
at No. 2 Michigan *	--- Did not play (coaches decision) ---										
at No. 22 Michigan State *	0	0-0	0-0	0-0	0	0	0	0	0	0	
Purdue *	--- Did not play (coaches decision) ---										
at Penn State *	--- Did not play (injury - Ankle) ---										
Illinois *	3	0-0	0-0	1-2	0	0	0	0	0	1	
Northwestern *	5	0-0	0-0	0-0	0	0	2	0	0	0	
at No. 23 Minnesota *	2	0-0	0-0	0-0	0	0	0	0	0	0	
No. 11 Ohio State *	--- Did not play (coaches decision) ---										
Penn State *	--- Did not play (coaches decision) ---										
at No. 1 Indiana *	3	0-0	0-0	0-0	0	0	0	0	0	0	
No. 8 Michigan State *	--- Did not play (coaches decision) ---										
Iowa *	--- Did not play (coaches decision) ---										
at No. 17 Wisconsin *	3	0-2	0-0	0-0	0	0	0	0	0	0	
at Illinois *	--- Did not play (coaches decision) ---										
Minnesota *	--- Did not play (coaches decision) ---										
at Iowa *	2	1-1	1-1	0-0	0	0	0	0	0	3	
vs. Purdue ^	--- Did not play (coaches decision) ---										
vs. No. 10 Ohio State ^	1	0-0	0-0	0-0	0	1	0	0	0	0	
Totals	65	1-8	1-5	1-2	2	7	5	0	1	4	

2013-14 Game-by-game (5 games, 0 starts)

Opponent	MP	FG-A	3FG-A	FT-A	R	F	A	B	S	Pts.
Western Illinois	1	0-0	0-0	0-0	0	0	0	0	0	0
South Carolina State	3	0-1	0-1	0-0	0	0	0	0	0	0
at No. 10 Michigan *	2	0-0	0-0	0-0	0	0	0	0	1	0
Penn State *	2	0-0	0-0	0-0	0	0	0	0	0	0
Purdue *	2	1-1	1-1	0-0	0	0	0	0	0	3
Totals	10	1-2	1-2	0-0	0	0	0	0	1	3

#21 LESLEE SMITH

2013-14 Game-by-game (32 games, 1 start)

Opponent	MP	FG-A	3FG-A	FT-A	R	F	A	B	S	Pts.
Florida Gulf Coast	16	0-2	0-0	1-2	4	1	0	1	1	1
Western Illinois	20	4-7	0-1	2-4	5	1	0	1	2	10
South Carolina State	15	4-7	0-0	4-4	7	3	0	1	3	12
vs. UMass	27	5-7	0-0	2-4	10	3	0	3	1	12
vs. UAB	11	1-1	0-0	3-4	1	4	0	0	0	5
vs. Georgia	25	4-7	0-0	0-0	11	4	1	2	0	8
Northern Illinois	20	5-6	0-0	3-4	9	4	1	1	3	13
Miami (Fla.)	23	2-4	0-0	3-3	10	1	0	2	1	7
at Creighton	10	1-2	0-0	4-6	1	1	0	0	0	6
Arkansas State	18	3-7	0-0	2-2	7	2	0	0	2	8
The Citadel	29	3-4	0-0	4-6	10	1	0	0	0	10
at Cincinnati	20	3-4	0-0	2-2	4	4	1	2	0	8
at No. 22 Iowa *	10	0-2	0-0	0-0	2	3	0	0	1	0
at No. 3 Ohio State * #	25	5-6	0-0	1-2	10	3	2	0	0	11
Michigan *	20	4-7	0-0	0-0	6	3	0	1	1	8
at Purdue *	25	4-5	0-0	0-0	3	4	2	0	2	8
No. 18 Ohio State *	16	3-7	0-0	0-0	4	2	1	0	3	6
at Penn State *	20	2-6	0-0	0-0						

#31 SHAVON SHIELDS

2012-13 Game-by-game (28 games, 19 starts)

Opponent	MP	FG-A	3FG-A	FT-A	R	F	A	B	S	Pts	
Southern		--- Did not play (Injury - Elbow) ---									
Valparaiso		--- Did not play (Injury - Elbow) ---									
Nebraska-Omaha		--- Did not play (Injury - Elbow) ---									
Tulane	14	0-1	0-0	0-0	1	4	1	0	0	0	
Kent State		--- Did not play (Injury - Elbow) ---									
at Wake Forest		--- Did not play (Injury - Elbow) ---									
USC	10	1-3	0-0	0-0	0	1	2	0	1	2	
No. 16 Creighton	20	2-5	1-2	0-1	1	1	0	1	0	5	
at Oregon	30	3-10	0-4	1-1	2	4	0	0	0	7	
Jacksonville State	28	6-7	0-0	2-2	3	1	1	1	2	14	
vs Central Michigan	21	3-5	0-0	0-0	7	4	2	0	1	6	
at UTEP	29	2-4	0-0	1-1	7	2	1	0	0	5	
Nicholls State	19	0-2	0-2	2-4	4	2	2	1	0	2	
at No. 8 Ohio State *	30	2-5	0-1	0-0	9	4	0	1	1	4	
Wisconsin **	31	1-6	0-1	1-1	8	4	0	0	0	3	
at No. 2 Michigan **	33	3-8	0-1	0-3	6	3	2	0	0	6	
at No. 22 Michigan State **	26	4-8	1-2	0-0	6	5	2	0	0	9	
Purdue **	37	6-11	2-2	4-6	8	4	1	1	1	18	
at Penn State **	38	10-11	1-1	8-8	6	5	0	0	3	29	
Illinois **	21	0-2	0-0	2-6	4	5	0	0	1	2	
Northwestern **	25	2-5	0-1	2-4	8	4	1	0	0	6	
at No. 23 Minnesota **	33	3-8	1-2	3-4	3	1	3	0	0	10	
No. 11 Ohio State **	29	3-9	0-1	0-0	3	3	0	1	2	6	
Penn State **	26	1-2	0-1	5-6	3	4	0	0	0	7	
at No. 1 Indiana **	23	1-6	0-0	3-4	3	4	1	1	1	5	
No. 8 Michigan State **	40	7-13	3-3	2-2	13	1	1	0	2	19	
Iowa **	37	5-9	1-2	6-9	7	2	0	0	0	17	
at No. 17 Wisconsin **	30	1-7	0-1	0-0	7	4	0	0	0	2	
at Illinois **	34	4-5	1-1	0-1	5	4	2	0	1	9	
Minnesota **	34	3-7	0-2	2-4	6	5	1	0	2	8	
at Iowa **	33	2-7	1-4	1-1	3	2	0	0	3	6	
vs. Purdue **	37	8-12	1-1	2-2	6	1	1	0	2	19	
vs. No. 10 Ohio State **	36	6-11	1-3	1-1	5	3	1	1	0	14	
Totals	804	89-189	14-39	48-71	144	84	25	8	23	240	

2013-14 Game-by-game (32 games, 32 starts)

Opponent	MP	FG-A	3FG-A	FT-A	R	F	A	B	S	Pts
Florida Gulf Coast #	35	8-13	0-0	12-12	6	2	3	0	0	28
Western Illinois #	34	6-9	0-0	1-2	4	1	1	0	1	13
South Carolina State #	27	2-5	0-1	6-7	6	2	1	0	0	10
vs. UMass #	28	2-7	0-2	6-9	6	4	0	0	0	10
vs. UAB #	28	4-12	0-4	3-6	4	5	3	1	1	11
vs. Georgia #	35	2-8	0-0	4-4	6	3	2	3	0	8
Northern Illinois #	17	1-2	0-1	5-7	4	5	2	0	2	7
Miami (Fla.) #	36	4-13	1-3	0-0	7	1	2	0	1	9
at Creighton #	35	7-13	2-4	6-8	4	3	2	0	1	22
Arkansas State #	25	5-8	1-1	4-8	5	4	1	0	3	15
The Citadel #	34	4-6	1-2	8-12	6	3	3	0	2	17
at Cincinnati #	33	1-11	0-2	0-1	8	4	3	0	0	2
at No. 22 Iowa* #	37	4-12	2-3	0-0	4	2	0	0	2	10
at No. 3 Ohio State* #	26	2-4	0-0	0-0	2	5	1	0	0	4
Michigan* #	34	1-5	0-2	2-2	3	2	3	0	1	4
at Purdue* #	37	1-5	0-0	3-7	9	2	0	1	0	5
No. 18 Ohio State* #	34	6-12	1-3	5-6	9	2	0	1	1	18
at Penn State** #	37	2-3	2-2	0-0	10	1	2	0	0	6
Minnesota* #	35	3-8	1-1	3-4	6	3	2	0	0	10
Indiana* #	36	3-12	0-3	5-8	4	2	4	0	4	11
at No. 10 Michigan* #	28	6-13	1-3	0-0	1	3	0	0	1	13
at Northwestern* #	30	4-7	1-3	0-2	3	2	0	0	1	9
Illinois* #	34	8-12	2-4	15-15	5	3	1	1	0	33
at No. 9 Michigan State* #	37	2-9	0-4	3-7	8	3	2	0	1	7
Penn State** #	20	4-7	0-2	5-5	3	5	2	0	1	13
Purdue* #	33	5-9	1-1	7-11	10	0	0	0	3	18
at Illinois* #	36	2-7	1-1	3-4	9	2	1	0	0	8
Northwestern* #	36	6-9	0-2	5-6	10	3	2	1	0	17
at Indiana* #	37	6-16	0-1	5-8	8	1	1	0	1	17
No. 9 Wisconsin* #	36	10-17	0-0	6-7	3	2	2	0	0	26
vs. No. 23 Ohio State* #^	35	3-9	0-1	6-7	6	4	4	0	1	12
vs. No. 24 Baylor* #	37	7-13	1-1	1-4	5	5	1	1	1	16
Totals	1042	131-296	18-57	129-179	184	89	51	9	29	409

#35 WALTER PITCHFORD

2013-14 Game-by-game (32 games, 31 starts)

Opponent	MP	FG-A	3FG-A	FT-A	R	F	A	B	S	Pts
Florida Gulf Coast #	20	2-3	2-2	1-2	4	3	0	0	1	7
Western Illinois #	22	5-9	3-6	1-1	2	5	0	0	0	14
South Carolina State #	22	2-5	1-2	0-0	5	3	0	0	0	5
vs. UMass #	13	2-3	1-2	0-0	2	5	0	1	0	5
vs. UAB #	31	3-7	2-4	2-3	6	2	0	0	0	10
vs. Georgia #	24	5-8	1-3	1-2	3	3	2	1	2	12
Northern Illinois #	28	3-11	0-3	0-0	8	3	0	3	1	6
Miami (Fla.) #	22	4-8	3-6	2-2	5	1	0	0	0	13
at Creighton #	27	3-6	0-3	0-0	4	2	1	0	1	6
Arkansas State #	24	5-8	2-3	0-0	10	3	1	0	0	12

The Citadel #	12	3-6	1-4	2-3	2	2	0	0	0	9
at Cincinnati #	21	1-5	0-2	0-0	3	2	0	0	0	2
at No. 22 Iowa* #	30	4-15	1-4	4-4	12	2	1	0	0	13
at No. 3 Ohio State* #	14	1-4	0-2	1-2	2	3	0	0	0	3
Michigan* #	20	4-6	2-4	2-2	2	2	1	1	1	12
at Purdue* #	15	2-7	1-4	0-0	1	2	2	0	0	5
No. 18 Ohio State* #	20	0-3	0-3	0-0	2	1	0	0	0	0
at Penn State* #	20	3-8	2-4	0-0	7	1	1	0	0	8
Minnesota* #	21	5-7	3-5	0-0	4	3	2	0	0	13
Indiana* #	23	3-5	2-3	3-4	3	2	0	0	0	11
at No. 10 Michigan* #	22	5-11	0-4	0-0	4	3	1	0	0	10
at Northwestern* #	27	5-8	3-4	2-2	5	3	0	0	0	15
Illinois* #	25	2-4	1-1	2-4	1	3	0	2	0	7
at No. 9 Michigan State* #	24	6-12	4-9	2-2	5	3	0	1	2	18
Penn State* #	24	4-7	1-2	2-4	6	2	0	2	0	11
Purdue* #	22	4-7	2-4	0-0	5	4	0	0	1	10
at Illinois* #	27	1-6	0-3	0-0	5	1	1	1	0	2
Northwestern* #	26	3-6	1-3	3-5	9	2	1	0	1	10
at Indiana* #	27	7-10	3-4	0-1	9	0	0	1	1	17
No. 9 Wisconsin* #	29	5-7	3-5	2-4	5	4	0	1	1	15
vs. No. 23 Ohio State* #^	32	5-11	3-7	2-2	5	3	1	2	0	15
vs. No. 24 Baylor* #	28	0-3	0-2	0-0	5	3	1	2	0	0
Totals	742	107-226	48-117	34-49	151	81	16	18	12	296

#44 KYE KURKOWSKI

2011-12 Game-by-game (2 games, 0 starts)

Opponent	MP	FG-A	3FG-A	FT-A	R	F	A	B	S	Pts
Illinois*	2	0-0	0-0	0-0	0	0	0	0	0	0
vs. Purdue^	1	0-0	0-0	0-0	0	0	0	0	0	0
Totals	3	0-0	0-0	0-0	0	0	0	0	0	0

2012-13 Game-by-game (6 games, 0 starts)

Opponent	MP	FG-A	3FG-A	FT-A	R	F	A	B	S	Pts
Illinois*	3	0-0	0-0	0-0	2	0	0	0	0	0
Northwestern*	1	1-1	0-0	0-0	0	0	0	0	0	2
at No. 1 Indiana*	1	0-0	0-0	0-0	0	0	0	0	0	0
at No. 17 Wisconsin*	2	0-0	0-0	0-0	0	0	0	0	0	0
at Iowa*	1	0-0	0-0	0-0	0	0	0	0	0	0
vs. No. 10 Ohio State^	1	0-0	0-0	0-0	0	0	0	0	0	0
Totals	9	1-1	0-0	0-0	2	0	0	0	0	2

2013-14 Game-by-game (5 games, 0 starts)

Opponent	MP	FG-A	3FG-A	FT-A	R	F	A	B	S	Pts
Florida Gulf Coast	2	0-0	0-0	0-0	0	0	0	0	0	0
South Carolina State	3	0-0	0-0	0-0	2	1	0	0	0	0
at No. 10 Michigan*	1	1-1	0-0	0-1	1	0	0	0	0	2
Penn State*	2	0-0	0-0	0-0	0	0	0	0	0	0
Purdue*	2	0-0	0-0	0-0	0	0	0	0	0	0

COACHES



TIM MILES



HEAD COACH TIM MILES



THIRD YEAR | UNIV. OF MARY, 1989 | CAREER/NU RECORD: 317-251 (19 YEARS)/34-31 (TWO YEARS)

TIM MILES FILE

Information

Date of Birth: Aug. 20, 1966
 Hometown: Doland, S.D.
 High School: Doland (1985)

Family

Wife: Kari
 Daughter: Ava (14)
 Son: Gabriel (10)

Education

University of Mary, 1989
 B.S. in physical education and elementary education
 Northern State University, 1990
 M.A. in health, physical education and recreation

Coaching Experience

Nebraska, Third season
 2012-present (head coach)
 Colorado State, Five seasons
 2007-12 (head coach)
 North Dakota State, Six seasons
 2001-07 (head coach)
 Southwest Minnesota State, Four seasons
 1997-2001 (head coach)
 Mayville State, Two seasons
 1995-97 (head coach)
 Northern State, Six seasons
 1989-1995 (assistant coach)

Awards and Honors

- ◆ Jim Phelan Award, 2014
- ◆ Big Ten Coach of the Year, 2014
- ◆ Northern State University Hall of Fame Jim Kretchman Coaching Award, 2014
- ◆ District VIII Coach of the Year, USBWA, 2012
- ◆ Southwest Minnesota State University Athletics Hall of Honor, 2011
- ◆ Mountain West Coach of the Year, CollegeInsider.com, 2010
- ◆ University of Mary Hall of Fame Inductee, 2007
- ◆ Division I Independent Coach of the Year, CBS Sportsline, 2005-06
- ◆ Finalist for the Hugh Durham Mid-Major Coach of the Year Award, 2005-06
- ◆ North Central Region Coach of the Year, 2000-01
- ◆ Northern Sun Conference Coach of the Year, 2000-01
- ◆ NDCAC Coach of the Year, 1996

“I promise you this. You give us a chance, Husker fans you give us a chance and we’re going to come through for you. We’ve exceeded expectations everywhere we’ve been, and I intend to continue to do the same.”

- Tim Miles at his introductory press conference on March 24, 2012

Exceeding expectations. That’s what Tim Miles has done throughout his collegiate coaching career.

A proven program builder who has enjoyed success at the Division I, Division II and NAIA levels, Tim Miles was named the 27th basketball coach at the University of Nebraska on March 24, 2012.

“Tim Miles is an ideal fit to lead our men’s basketball program,” then-Nebraska Athletic Director Tom Osborne said when announcing the hiring. “He has built successful programs at four schools at different levels of college basketball. Tim is from this part of the country, has recruited the Midwest and will relate well to our players, prospective recruits and our fans.”

For Miles, who hails from Doland, S.D., the opportunity to coach in the Big Ten and

the new facilities for Nebraska basketball, including the Hendricks Training Complex and the Pinnacle Bank Arena, puts the Husker basketball program in position for success.

“Now is the best time in history to be the men’s basketball coach at Nebraska,” Miles said. “We’re in the premier basketball league in the country, and we want to build on that. We want to make the Big Ten even better than it is right now and that is our job right now.”

Miles, the only active coach who has taken teams to the postseason at the Division I, Division II and NAIA ranks, made monumental strides in his second year at Nebraska, leading the Huskers to the NCAA Tournament for the first time in 16 seasons. For his efforts, he won the Jim Phelan

Award for national coach of the year, and was selected as the Big Ten Coach of the Year by his peers.

In 2013-14, the Huskers, who were picked to finish last in the Big Ten, became one of the big stories in college basketball, going 19-13 and reaching the NCAA Tournament for the first time since 1998. The stretch was remarkable for the Huskers, as they opened Big Ten play with a 1-5 record before orchestrating a turnaround which saw the Huskers win 10 of their final 12 Big Ten games to finish fourth with an 11-7 record. The stretch including a pair of wins over top 10 teams – a 60-51 win at No. 9 Michigan State which was the Huskers’ first road win over a top-10 team since 1997 and a 77-68 win over a Wisconsin team which reached the Final Four. Nebraska’s 11

conference wins were the most by a Husker basketball team since 1966.

Nebraska's improvement came on the defensive end of the floor, as the Huskers finished second in the Big Ten second in field goal defense (.415) and third in scoring defense (64.3 ppg) during conference play. NU held eight straight Big Ten teams to under 40 percent shooting.

Sophomore Terran Petteway became the first Husker to win a Big Ten scoring title, as he averaged 18.1 points and 4.8 rebounds per game en route to first-team All-Big Ten honors. Petteway, who became Nebraska's first unanimous first-team all-conference pick since 1998, was one of four freshmen and sophomores in the everyday lineup. Fellow sophomore Shavon Shields earned honorable-mention All-Big Ten honors, as he averaged 12.8 points and a team-high 5.8 rebounds per game. Four of Nebraska's top six scorers were all in their first year of competition at Nebraska.

Miles' energetic personality has also spurred unprecedented fan interest in the Husker program. Nebraska sold out its first season at Pinnacle Bank Arena, averaging a school-record 15,419 fans per game. The increase of 5,067 fans per game marked the largest increase in college basketball since 2007. The Huskers went 15-1 at home in 2013-14, the best home record by a Husker team since the 1982-83 campaign and the best record in the Big Ten during 2014-15.

In his first season at Nebraska, Miles took a team that returned one starter and two of its top nine scorers, and improved the Huskers' win total from 12 to 15 despite facing one of the nation's toughest schedules, including a school-record 10 ranked teams. Nebraska posted wins over a trio of NCAA Tournament teams before capping the season with a win over Purdue in the Big Ten Tournament in Chicago – the program's first Big Ten Tournament victory. Not a bad feat for a program that was a near unanimous choice for the league cellar by the league's pundits.

Before taking the Nebraska job, Miles spent five seasons building the Colorado State program into a contender in the Mountain West Conference. He increased

his victory total in each of his five years at CSU, culminating in a 20-12 record and the school's first NCAA appearance in nine seasons during his final year in Fort Collins. After winning 16 games in his first two years at CSU, his teams went 55-41 over the last three years, reaching postseason play in each campaign.

The 2011-12 Rams posted the school's first 20-win season since the 1997-98 campaign while playing a schedule rated as the fourth-toughest in the country. Colorado State set a school record with three wins over ranked teams and placed three players on the All-Mountain West team. Miles was named the District VIII Coach of the Year by the U.S. Basketball Writers Association for his efforts. The Rams' 20-win season was only the seventh in the program's 108 seasons of competition despite playing a school-record eight ranked foes.

The Rams were one of four Mountain West teams to receive bids in the 2012 NCAA Tournament. CSU averaged 70.1 points per game on the season and topped the Mountain West Conference in field-goal percentage (47.1), 3-point percentage (40.0) and free throw percentage (76.8) and was one of two programs in the country to rank in the top 10 in both free throw percentage and 3-point percentage.

Three of Miles' players earned All-Mountain West honors, marking the program's most honorees in its half century affiliation with the WAC or Mountain West conferences. Wes Eikmeier earned first-team Mountain West honors after averaging 15.5 points per game, while Dorian Green and Pierce Hornung were both third-team honorees. Hornung also was named to the league's all-defensive team in 2011-12.

In 2010-11, Miles guided the program to a 19-13 record, a fourth-place finish in the Mountain West, and a berth in the NIT, reaching milestones at every step along the way. The 2010-11 campaign marked the Rams' first winning season since 2007, and the squad became the 10th in program history to record 19 or more victories in a single season.



Tim Miles has guided four schools to postseason berths, including Nebraska's first NCAA Tournament appearance in 16 seasons during the 2013-14 season.

MILES' YEAR BY YEAR

Years	Team	Record	Pct.	Postseason/Notes
1995-96	Mayville State	17-11	.607	NAIA-II
1996-97	Mayville State	18-11	.621	NAIA-II
Two seasons		35-22	.614	
1997-98	SW Minnesota State	16-11	.593	--
1998-99	SW Minnesota State	16-11	.593	--
1999-00	SW Minnesota State	18-10	.643	--
2000-01	SW Minnesota State	28-7	.800	Div. II Elite 8
Four seasons		78-39	.667	
2001-02	North Dakota State	11-15	.423	--
2002-03	North Dakota State	20-11	.645	--
2003-04	North Dakota State	16-13	.552	--
2004-05	North Dakota State	16-12	.571	Transition Year to Div. 1
2005-06	North Dakota State	16-12	.571	First Year in Division I
2006-07	North Dakota State	20-8	.714	--
Six seasons		99-71	.582	
2007-08	Colorado State	7-25	.219	--
2008-09	Colorado State	9-22	.290	--
2009-10	Colorado State	16-16	.500	CBI 1st Round
2010-11	Colorado State	19-13	.594	NIT 1st Round
2011-12	Colorado State	20-12	.625	NCAA 2nd Round
Five seasons		71-88	.447	
2012-13	Nebraska	15-18	.454	--
2013-14	Nebraska	19-13	.594	NCAA 2nd Round
Two seasons		34-31	.523	
Career	19 seasons	317-251	.558	





Tim Miles has been active in selling the basketball program, whether it is celebrating with students after a big win or making national and local media appearances, meeting with former players after practices or welcoming back former players like Tyronn Lue for Legends Weekend. Coach Miles is also active on twitter, where he is one of the most followed coaches in college basketball and provides fans a unique look into the Husker program. For more information or to follow Coach Miles on twitter, visit [Twitter.com/CoachMiles](https://twitter.com/CoachMiles).

The Rams' nine conference victories were the most for CSU since the formation of the Mountain West in 1999-2000, and CSU's fourth-place finish was the best since a fourth-place finish in the inaugural MW season. Miles and the Rams' received votes in the top-25 national polls for the first time since 2005-06, and he became just the third coach in the program's 100-year plus history to take the Rams to back-to-back postseason appearances. The Rams also won the ESPN Cancun Governor's Cup, defeating Southern Miss in the title game. Senior Andy Ogide became only the second Ram to earn first-team Mountain West honors as he averaged 17.2 points and 7.7 rebounds per game in 2010-11. He was also a first-team all-district honoree from the NABC.

Miles' third Colorado State team continued to make improvements, as the 2009-10 Rams won 16 games and reached postseason play for the first time since 2003 with a berth in the 2010 College Basketball Invitational (CBI). For his efforts, Miles was selected as the Mountain West Coach of the Year by CollegeInsider.com in 2010.

During his first two years, Miles began to build the Colorado State program despite battling numerous injuries. In 2007-08, he led a roster that featured just one returning starter to early season success, including a tournament championship at the Top of the World Classic in Fairbanks, Alaska. And, after battling through a tough conference slate, the Rams ended the season on a high note with a victory over rival Wyoming in the opening round of the Mountain West tournament.

His second season in Fort Collins proved to be just as fruitful as the Rams continued to make strides. Miles led the Rams to early season victories over Montana and Northern Colorado, both of which had beaten the Rams the previous year, and lost a one-point game against Minnesota. In addition, the Rams boosted their win column with four conference wins against UNLV, Air Force (twice) and TCU.

While establishing a tradition of winning in college basketball, Miles' philosophy extends far beyond the basketball court. He and his staff are committed to academics and the success of their student-athletes in the classroom.

At Colorado State, he donated back to the school and the community by capping the J.J. Williams scholarship endowment in 2011 and establishing the Ram Basketball Legacy scholarship endowment, while making a contribution to School is Cool, a CSU driven program to support Poudre School District.

With 19 years of experience as a head coach at four institutions, he has compiled a career record of 317-251 that includes three conference championships and seven postseason tournament appearances.

Before taking over the Colorado State program, Miles spent six seasons at North Dakota State, guiding the Bison through the transition to the Division I ranks. He won at least 16 games in each of his final five seasons at the school, including the program's first three years at the Division I level. Miles' tenure at NDSU was highlighted by a pair of road wins over top-15 squads in his final two seasons.

In 2005-06, the Bison, who started three redshirt freshmen, snapped Wisconsin's 27-game win streak against non-conference foes with a 62-55 win over the 13th ranked Badgers, marking one of only six non-conference home losses in Bo Ryan's 11 seasons at Wisconsin.

In his final season at NDSU, Miles guided the Bison team that had one senior on the roster to a 20-8 record, including a 64-60 win at eighth-ranked Marquette in the championship game of the 2006 Blue and Gold Classic. North Dakota State was one of only two independent programs with a winning record in 2006-07.

Miles showed his ability to turn around programs during his tenure at Southwest Minnesota State University. He took a program that had only one winning season in the previous decade and went 78-39 in his four seasons at the school, recorded the first 20-win season in school history, and led Southwest Minnesota State to back-to-back winning seasons for the first time in more than two decades.

In his final year at the school, the Mustangs won a school record 28 games – the first 20-win season in program history – captured the 2001 Northern Sun Intercollegiate Conference championship and reached the Division II Elite Eight. For his efforts, Miles was named the National Coach of the Month by the Division II Bulletin in December 2000 and was the NSIC and North Central Region Coach of the Year following the 2000-01 campaign.

Miles began his head coaching career at Mayville (N.D.) State University, guiding the program to a 35-22 record from 1995 to 1997 and a pair of conference titles after Mayville State went 4-44 during the previous two seasons.

He began his coaching career as an assistant coach at Northern State for six seasons from 1989-90 through 1994-95 and helped the Wolves to five NIAA playoff appearances and five regional titles. He was the recruiting coordinator for NSU and was responsible for bringing in and coaching five All-Americans at that school.

A native of Doland, S.D., he graduated from the University of Mary in Bismarck, N.D., in 1989 and earned a master's degree in health and physical education from Northern State in Aberdeen, S.D., in 1990. He was inducted into the University of Mary Athletic Hall of Fame in 2007.

Miles, and his wife, Kari, have one daughter, Ava, and one son, Gabriel.



ASSISTANT COACH CHRIS HARRIMAN



THIRD SEASON | AUGUSTA STATE, 2003

THE HARRIMAN FILE

Education

Augusta State, 2003
B.A. in Criminal Justice

Coaching Experience

Nebraska, Third season
2012-present (assistant coach)
Saint Louis, Four seasons
2008-12 (assistant coach)
Nova Southeastern, Four seasons
2004-08 (assistant coach)

Family

Wife: Cheryl
Son: Avery (7)
Daughters: Kacey (6), Elsie (infant)

Chris Harriman is in his third season at Nebraska, joining the Husker basketball program as an assistant coach in May of 2012.

In his role, Harriman works with both the frontcourt and backcourt players and assists with opponent scouting. Harriman's teaching and coaching has been instrumental in the development of the Husker wing players over the last two years, as three players have earned All-Big Ten honors.

In 2013-14, Harriman helped Terran Petteway become the first Husker since 1998 to capture first-team all-conference honors. Petteway also led the Big Ten in scoring at 18.1 points per game, the first time a Husker has been a conference scoring leader in more than 60 years. Sophomore Shavon Shields also earned honorable-mention All-Big Ten honors and was a two-time Big Ten Player of the Week, as he was second on the team in scoring and first in rebounding.

In his first season at NU, Harriman helped turn Dylan Talley into an All-Big Ten performer, as he led the Huskers in both scoring and rebounding. In addition, he helped Ray Gallegos improve his scoring average more than 10 points per game from his previous year of competition. In addition, his recruiting acumen helped Nebraska sign Tai Webster, who started 30 games as a freshman in 2013-14 and played for New Zealand in the FIBA World Cup in 2014.

Prior to joining the Husker staff, Harriman spent four seasons as an

assistant coach at Saint Louis University working under the tutelage of the late Rick Majerus. During his tenure, the Billikens posted a pair of 20-win seasons, including a 26-8 mark in 2011-12 that culminated in a third-round appearance in the NCAA Tournament.

In 2011-12, the Billikens won 26 games, finishing second in the Atlantic-10 Conference with a 12-4 mark and earning the program's first NCAA Tournament bid since 2000. SLU ranked in the top 25 nationally in four categories, including scoring defense (57.6, eighth), scoring margin (11.1, 14th), turnover margin (+3.5, 16th) and turnovers per game (11.2, 25th) and received the program's first national ranking since 1994. SLU downed Memphis, 61-54, for the program's first NCAA win since 1995 before falling to No. 1 seed Michigan State, 65-61 in the third round.

The longest-tenured member of Majerus' SLU staff, Harriman filled in as head coach for a game in March of 2012 when Majerus was hospitalized and guided the Billikens to a 75-60 win at Duquesne, a victory that clinched second place in the Atlantic-10.

A native of Sydney, Australia, Harriman's recruiting ties helped SLU land highly-regarded players, including top Australian players Cody Ellis and Christian Salecich, and New Zealand's Rob Loe. In fact, Harriman played a lead role in recruiting four of SLU's top seven scorers in his final year for the Billikens.

Prior to SLU, Harriman served for four years as an assistant coach at Nova

Southeastern University in Fort Lauderdale-Davie, Fla. He worked under head coach Gary Tuell, his college coach at Augusta State. Harriman was instrumental in recruiting student-athletes to NSU and established a strong coaching reputation in Australia. Joining a rebuilding NSU program, Harriman helped the Sharks post 48 victories during his tenure. A 17-win season in 2005-06 was the biggest turnaround in 15 years in Division II basketball. In 2007-08, he helped Tim Coenraad earn first-team NABC All-South Region honors.


As a player, Harriman had a short stint in his homeland Australia's National Basketball League in 1997-98 with a traditional league power, the Sydney Kings. He moved to the United States and attended Augusta State (Ga.) University. Harriman tallied 627 points and 375 assists in his playing career at ASU and was named league Player of the Week in January 2003. As a senior, he led the Peach Belt Conference in steals. Harriman led ASU to two NCAA Division II Tournaments and one PBC North Division title, and he was a part of 78 victories.

After graduating from Augusta State in 2003, Harriman played the 2003-04 season with the Hunter Valley Pirates in the NBL and was runner-up for Rookie of the Year honors. After his professional playing career, Harriman joined the coaching staff at Nova Southeastern.

Harriman and his wife, Cheryl, have a son, Avery, and two daughters, Kacey and Elsie.



ASSISTANT COACH KENYA HUNTER



SECOND SEASON | DUQUESNE, 1996

THE HUNTER FILE

Education

Duquesne, 1996

B.A in liberal arts

North Carolina State, 1998

M.A in physical education

Coaching Experience

Nebraska, Second season

2013-present (assistant coach)

Georgetown, Six seasons

2007-13 (assistant coach)

Xavier, Three seasons

2004-07 (assistant coach)

North Carolina State, Four seasons

2000-04 (dir. of basketball operations)

Duquesne, Two seasons

1998-2000 (assistant coach)

North Carolina State, Two seasons

1996-98 (student manager)

Family

Wife: Johncie

Son: Jaylin (13)

Daughter: Kendall (10)

Kenya Hunter is in his second season at Nebraska after joining the Husker coaching staff in June of 2013.

In his role, he coaches the Husker post players and also assists in player development and opponent scouting. Hunter's tutelage of Walter Pitchford helped the Husker sophomore rank among the team leaders in both scoring and rebounding in 2013-14.

Prior to joining the Husker program, Hunter spent six seasons at Georgetown and was instrumental in helping Georgetown to a pair of Big East titles (2008 and 2013), five 20-win seasons and five NCAA Tournament bids in his tenure. His teams were ranked in the top 10 during each of the six seasons at the school and were either a No. 2 or No. 3 seed in the NCAA Tournament four times in that span.

In his tenure at Georgetown, Hunter played a significant role in the development of four NBA players. The group included all-star Roy Hibbert and Greg Monroe, who was the No. 7 pick of the Detroit Pistons in the 2010 NBA Draft. Most recently, Hunter developed Otto Porter, who was the Big East Player of the Year in 2012-13, and the No. 3 pick in the 2013 NBA Draft.

Hunter has worked with some of college basketball's top coaches, including Thompson, Arizona's Sean Miller and Arizona State's Herb Sendek. Hunter has helped 12 teams reach postseason play over the last 13 seasons, including 11 NCAA appearances.

At Georgetown, he was involved in offensive and defensive on-court coaching

and opponent scouting while also playing a leading role in the Hoyas' recruiting efforts. Three of Hunter's recruiting classes were among the top 25 nationally, as he played a major role in the recruitment of 11 players who were ranked among the top 100 nationally by either ESPN.com or Rivals.com. His ability to develop players resulted in five players earning first-team All-Big East honors and two Big East Rookies of the Year, while Porter was honored as Georgetown's first Big East Player of the Year since 2007.

Prior to joining the Georgetown staff, Hunter spent three years as an assistant coach at Xavier University, where he helped Coach Sean Miller to back-to-back 20-win seasons, including a 25-9 record and a second-round appearance in the 2007 NCAA Tournament. At Xavier, he assisted in on-court coaching as well as playing a major role in recruiting.

Hunter also has experience in the ACC, spending two stints at North Carolina State. He served as Director of Basketball Operations for the Wolfpack from 2000 to 2004, and was responsible for the day-to-day administrative responsibilities for the men's program, which made three straight NCAA Tournaments during his tenure.

He began his full-time coaching career at his alma mater, Duquesne, spending two seasons at the school. Hunter was responsible for on-floor coaching and off-campus recruiting. He helped the Dukes staff bring in the top

recruiting class in the Atlantic 10 in 1999.

A four-year letterwinner point guard for Duquesne (1993-96), Hunter finished his career ranked third on the Dukes' all-time assist list (439). He tallied 971 points and 218 steals while shooting 74.4 percent from the free throw line and 35.1 percent from the three-point arc. After starting 93 of his 103 career games for the Dukes, Hunter was a two-time recipient of the Sihugo Green Award, presented annually to Duquesne's top upperclassman. He was also a three-year captain. During his playing career at Duquesne, Hunter spent the summers as an assistant coach for an AAU squad, the Pittsburgh Jots. He worked with Head Coach John Miller, the father of Sean Miller and Dayton coach Archie Miller.

In high school, Hunter starred on the gridiron as well as the hardwood. He was an accomplished football quarterback as well as a point guard at Wakefield High School in Arlington, Va. Following his high school career, he teamed with former Syracuse guard Lawrence Moten to lead New Hampton School in New Hampshire to a 23-3 record prior to enrolling at Duquesne.

Hunter completed his liberal arts degree at Duquesne in 1996, and earned his master's degree in education from NC State in 1998. While earning his master's degree, Hunter was a student manager at North Carolina State under Herb Sendek from 1996 to 1998 and accompanied the Wolfpack to a pair of NIT appearances.

Hunter is married to the former Johncie Brown of Durham, N.C. The couple has a son, Jaylin and a daughter, Kendall.



ASSISTANT COACH JIM MOLINARI



FIRST SEASON | ILLINOIS WESLEYAN, 1977

THE MOLINARI FILE

Education

Illinois Wesleyan, 1977

B.A. in secondary education

DePaul, 1980

Juris Doctor

Coaching Experience

Nebraska, First season

2014-present (assistant coach)

Western Illinois, Six seasons

2008-14 (head coach)

Ball State, One season

2007-08 (assistant coach)

Minnesota, Three seasons

2006-07 (interim head coach)

2004-06 (assistant coach)

Bradley, 11 seasons

1991-02 (head coach)

Northern Illinois, Two seasons

1989-91 (head coach)

DePaul, 10 seasons

1979-89 (assistant coach)

Family

Sons: Mark, Billy and David

Daughter: Joy

One of the most well-respected teachers in college basketball, Jim Molinari (pronounced Mole-in-AIR-ee) joined the Nebraska staff in April of 2014, and brings more than three decades of Division I coaching experience to Nebraska, including 20 years of head coaching experience.

He is a three-time conference coach of the year during his career, while he has guided nine teams to postseason play. In addition, he has been a member of 10 NCAA Tournament staffs during his 13 seasons as a Division I assistant coach.

Molinari spent the past six seasons at Western Illinois, leading the Leathernecks to their first-ever postseason appearances at the Division I level. In 2012-13, he guided WIU to a 22-9 record and a share of the Summit League regular-season title with a 13-3 mark. The 22 wins were the program's highest total since moving to Division I while he was named the Summit League Coach of the Year and the NABC District 12 Coach of the Year. He was also a finalist for the Hugh Durham Award (CollegeInsider.com Mid-Major Coach of the Year). WIU led the nation in fewest fouls committed and was second in scoring defense at 52.6 points per game, while ranking in the top 75 in six categories. Molinari coached Terrell Parks who was tabbed second-team NABC all-district and also named first-team All-Summit League and the Summit League Defensive Player of the Year in 2012-13.

In 2011-12, WIU broke through with an 18-15 record and an appearance in the College Basketball Invitational, the program's first-ever postseason appearance at the Division I level. The Leathernecks reached the Summit League title game

for the first time since 1997, while the 18 wins were the most since 1996-97. Ceola Clark led the team earning Summit League Defensive Player of the Year for the second straight season, becoming the first player in conference history to be a two-time winner of the award. Clark was also a three-time All-Summit League performer, including a two-time first-team winner.

In 2007-08, Molinari served as an assistant coach at Ball State, following a three-year stint at Minnesota in which he was the interim head coach for most of the 2006-07 season. In his first season as an assistant at Minnesota, his defensive emphasis helped the Gophers rank third in Big Ten scoring defense (62.7 points per game). They led the league in field goal percentage defense (.424) and three-point field goal percentage defense (.274) in conference play, and allowed 62.9 points per league game, the fewest since the 1981-82 season. In 2005, Street & Smith's named Molinari the "best assistant in the Big Ten Conference."

For 11 seasons, from 1991-2002, Molinari was the head coach at Bradley University, where he amassed a 174-152 (.534) record and guided the Braves to the postseason six times - five National Invitation Tournament appearances and the 1996 NCAA Tournament. He led Bradley to a trio of 20-win seasons, including a 22-8 record in 1995-96 when he was chosen as Missouri Valley Conference Coach of the Year. He left Bradley with more league wins than any other active coach in the Missouri Valley.

From 1989-91, he was the head coach at Northern Illinois, where he posted a record of 42-17 (.712). The Huskies won the 1991

Mid-Continent Conference title, going 25-6 and setting a school record for wins. At NIU, Molinari inherited a program that had not won as many as 17 games in a season since 1981, but made a quick turnaround with a 17-win season followed by a 25-win campaign in just his second year at the school.

At DePaul from 1979-89, Molinari helped both Ray and Joey Meyer lead the Blue Demons to national prominence. Over 10 seasons at DePaul, Molinari helped recruit college and professional stars such as Mark Aguirre, Dallas Comegys, Tyrone Corbin, Terry Cummings and Rod Strickland -- players who led DePaul to nine NCAA Tournaments and a runner-up finish in the NIT.

In addition to his collegiate coaching experience, Molinari is a veteran of national selection committees for international competition. He led the 1997 USA Basketball men's team to a gold medal at the World University Games played in Trapani, Italy. For two years in between collegiate coaching positions, Molinari was an NBA scout for the Toronto Raptors (2002-03) and Miami Heat (2003-04).

His college playing career began at Kansas State, where he teamed with current Oklahoma head coach Lon Kruger for two seasons. After transferring to Illinois Wesleyan, where he teamed with former NBA center Jack Sikma, Molinari helped the Titans win consecutive league titles, before entering the coaching ranks in 1978 as a part-time assistant with DePaul.

Molinari earned his bachelor's degree in English from Illinois Wesleyan University in 1977 and earned a Juris Doctor from DePaul in 1980.



TEDDY OWENS

DIRECTOR OF BASKETBALL OPERATIONS

Teddy Owens is in his first season as Director of Basketball Operations for the Nebraska basketball program and second year on Tim Miles' staff. Owens was named Director of Basketball Operations in June of 2014.

Owens served as administrative coordinator for the Huskers during the 2013-14 season, assisting Coach Miles and his staff in daily operations, on-campus recruiting, student-athlete outreach, social media initiatives and other program events such as Legends Weekend and the Husker Buddies youth camp.

Before joining the Nebraska staff in July of 2013, Owens spent two seasons working as a graduate assistant at Oklahoma under Lon Kruger. While at Oklahoma, he was in charge of on-campus recruiting tours for recruits and

family members, created recruiting pieces, assisted in individual workouts and practices and helped coordinate Oklahoma's summer basketball camps. The Sooners went 20-12 and reached the second round of the NCAA Tournament in 2012-13.

In addition to his work at Oklahoma, Owens spent three seasons as the basketball coach at Lincoln Christian in Tulsa, Okla., compiling a 48-27 record leading the school to a pair of Class 2A state tournament appearances in 2009 and 2010. He also was an assistant coach at Holland Hall Preparatory, Tulsa Edison High School and Metro Christian Academy. He served as a student manager at Oklahoma State during the 2003-04 season, when the Cowboys went 31-4, won the Big 12 title and reached the Final Four.

Owens received his bachelor's degree in liberal studies from Oklahoma State and his master's degree in human relations from Oklahoma in May of 2013. He is the son of former Kansas basketball coach Ted Owens, who went 348-182 in 19 seasons at Kansas from 1965 to 1983. The elder Owens won six Big Eight titles and reached the Final Four with the Jayhawks in 1971 and 1974.

He and his wife Ashley have one son, Layton Bracket.



GREGORY EATON

VIDEO COORDINATOR

Gregory Eaton is in his third year as video coordinator for the Husker basketball program, where he handles film breakdown and exchanges and coordinates the program's digital catalog. Eaton also serves as coordinator of the Tim Miles' summer camps and clinics. Eaton's role has been instrumental in the turnaround of the Nebraska basketball program, culminating in the Huskers' first NCAA appearance in 16 years during the 2013-14 season.

Eaton came to Nebraska from Colorado State, where he served as the video coordinator on Tim Miles' staff at CSU during the 2011-12 season. He handled tape exchanges, breaking down video, recording practices and games and coordinating the team's video library, playing

a significant role in the Rams reaching the NCAA Tournament for the first time since 2003.

Prior to working at Colorado State, he served as a graduate assistant and the assistant video coordinator for the University of Arkansas men's basketball program during the 2010-11 season.

A native of Rehoboth, Mass., Eaton worked as an assistant video coordinator and student manager for the University of Louisville men's basketball program from 2006 to 2010, while earning his bachelor's degree in sport administration from the university. While at Louisville, the Cardinals captured a Big East championship, the No. 1 overall seed in the NCAA tournament in 2009 and reached two Elite Eights (2008 and 2009).

In addition to his work as an undergrad with the Cardinals, Eaton served as an intern with the Pawtucket Red Sox in 2008 and 2009. He was also a camp counselor at Northern Kentucky University in 2006, 2007, 2010 and 2011, working with the Norse's men's and women's basketball programs.

Gregory married Kiley Eaton (formerly Abdouch) in August of 2013.



TIM WILSON

STRENGTH COACH

Tim Wilson is in his fourth year as Nebraska's strength and conditioning coach for men's basketball. Wilson oversees the year-round training for the Husker basketball team and has played a major role in the physical development of All-Big 12 performers Terran Petteway and Shavon Shields over the past two seasons.

Wilson came to Nebraska after spending three seasons at the University of Oregon, serving as the strength and conditioning coach for the Ducks men's basketball program.

Wilson, a Falls City, Neb., native, spent three seasons at Oregon, helping the Ducks to 21 wins and the CBI Championship in 2011. Prior to joining the Oregon staff, Wilson spent 11 seasons in the NBA working with the Milwaukee Bucks, where he developed and implemented the strength and conditioning programs on a year-round basis. The Bucks made the playoffs six times in his tenure in Milwaukee, including the Eastern Conference Finals in 2000-01. With the Bucks, he worked with NBA All-Stars Ray Allen, Michael Redd, Glenn Robinson and Sam Cassell, as well as former Husker Erick Strickland.

As strength and conditioning coach at the University of Pittsburgh from 1991 to 1996, Wilson dealt exclusively with the football program. Wilson served under legendary college football coach Johnny Majors and helped several student-athletes on their way to successful professional careers.

Wilson had two tours of duty as strength coach at the University of Nevada-Las Vegas, named the first-ever strength coach for UNLV Athletics in 1981. At UNLV, he served under Jerry Tarkanian and the UNLV men's basketball program.

Wilson, who trained student-athletes from all sports while with the Runnin' Rebels, was a part of the 1989-90 National Championship men's basketball program featuring the likes of Larry Johnson, Stacey Augmon and Greg Anthony. He also helped prepare Randall Cunningham and Ickey Woods for futures in the NFL. Wilson also spent four years with the Chicago White Sox (1986-89). He trained MLB Hall of Famer Carlton Fisk and all-stars Harold Baines and Ozzie Guillen during his time in the Windy City.

Wilson began his career as a graduate assistant at Nebraska after graduating from the school in 1981 with a degree in exercise science.

Wilson has received certifications from both the NSCA (National Strength and Conditioning Association) and the NASM (National Academy of Sports Medicine). He has a PES and CES certification from the NASM.

Wilson and his wife Teri have one son, Tyler.



BRETT SAPP

ADMINISTRATIVE COORDINATOR | FIRST SEASON

Brett Sapp is in his first season as administrative coordinator, as he was hired in August of 2014. He assists in daily operations of the Husker basketball program, on-campus recruiting and other program duties, including student-athlete outreach, and serving as an assistant to Coach Miles.

Sapp is familiar with the Husker basketball program, as he has served as an intern in the basketball office for the last two seasons. In that role, he assisted the coaching and administrative staffs on daily functions,

including public relations, compliance and recruiting, as well as played a major role in the Husker Buddies youth camp, as the camp has more than tripled over the last two years.

Sapp brings a unique background to the Husker program, as he was not only a collegiate player who won two Division III national titles at Washington University in St. Louis, but also served an internship at Northwestern Mutual Financial Network and was a summer associate at Rembolt-Ludtke, LLP.

A native of Ashland, Neb., and a three-sport performer at Ashland-Greenwood High School, Sapp received his Bachelor of Science in Mechanical Engineering from Washington University in St. Louis in 2011, and is currently attending law school at the University of Nebraska. While at Washington University in St. Louis, he helped the school to a pair of national titles (2007-08 and 2008-09) and served as team captain in 2010-11. While at Nebraska, Sapp was a member of UNL's National Sports Forum Case Cup Champion in 2014.



KIM WHITEMORE

ADMINISTRATIVE ASSISTANT

Kim Whitmore joined the Nebraska Athletic Department in December of 2006 as the men's basketball office administrative assistant. In her role, she provides administrative support to all the members of the Husker coaching staff while assisting with the coordination of the Tim Miles Basketball Camps and Clinics and coordinating day-to-day office operations.

Whitmore returned to Lincoln in 2006 after spending the previous six years in Kansas City, Mo., where she served as an

administrative assistant at FirstGuard Health Plan. She supported two company vice-presidents and a department of six employees. Before moving to Kansas City, she worked in the front office for Lincoln orthodontist Brett Cascini.

Kim was married to Erich Whitmore in July of 2010 and resides in Fremont. Originally from Seward, Neb., Whitmore graduated from Nebraska Wesleyan in 1997 with a bachelor's degree in psychology. Kim and Erich have one daughter, Mya.



DENNIS LEBLANC

SENIOR ASSOCIATE ATHLETIC DIRECTOR FOR ACADEMICS

Dennis Leblanc was named Nebraska's Senior Associate Athletic Director for Academics in 2007, after being promoted from Associate Athletic Director for Academic Programs and Student Services. He was named an associate athletic director in 1998 and has directed the academic program since 1993. Leblanc, who has been with the Academic Support Program for Student-Athletes since 1987, joined the Nebraska Athletic Department in 1983 as a member of the track and field staff.

Under Leblanc's leadership, Nebraska has become the national leader in CoSIDA Academic All-Americans for football and all sports, NCAA Today's Top Ten Award honorees and recipients of the National Football Foundation and Hall of Fame Postgraduate Scholarship. Since he joined the academic staff in 1987, 241 of Nebraska's 314 CoSIDA Academic All-Americans have been honored, while NU has claimed 14 of its 17 NCAA Top Eight Award recipients. More than 2,700 Husker student-athletes have earned their degrees.

Over the past decade, Nebraska's academic support program for student-athletes has received outstanding reviews from the NCAA Certification Review Team and the Nebraska Faculty Intercollegiate Athletic Committee. In 2012, Nebraska's program became one of only 21 programs nationally to be certified by the National Association of Academic Advisors for Athletes (N4A) for meeting the established standards of service for student-athletes as outlined by the N4A.

Leblanc is a member of the N4A, and in 2002 he received its prestigious Lan Hewlett Award presented to an athletic administrator in recognition of distinguished performance in providing personal, academic and professional guidance to student-athletes.

Leblanc was presented the Chancellor's Award for Exemplary Service to Students at the 2004 University of Nebraska Honors Convocation, which recognizes individuals who go above and beyond their assigned duties, devoting extra time and effort in serving the needs of students. In 2005, he was presented with Honorary Mortar Board membership honoring him for his leadership and service to students. In 2007, Leblanc received the Hero Mentor Award through the American Red Cross, which annually recognizes a person for outstanding leadership and mentoring.

Leblanc earned his undergraduate degree from Bethany College, and a master's degree from Wichita State. He is and his wife, Coreen, have four children, including daughters Olivia and twins Madeleine and Mackenzie, and a son, Christian.



PAT NORRIS

EQUIPMENT MANAGER

Pat Norris is in his 11th season as the equipment manager for the Husker men's basketball program and serves as the equipment manager for the Bob Devaney Sports Center. A member of the American Equipment Managers Association, Norris is responsible for overseeing the day-to-day operations for equipment checkout and upkeep for six Husker athletic squads, including the men's basketball team. He worked in a similar position as a student from 1997 to 1999.

Before joining the Husker staff, Norris worked five years in Chicago. He was an installations billing coordinator at Hub Group Distribution Services and an account manager at SCR Companies.

Norris married the former Elizabeth Fonfara in September of 2007, and the couple has a six-year old daughter, Parker, a three-year old son, Charlie, and an infant daughter, Maisy, who was born in August of 2014.



R.J. PIETIG

ATHLETIC TRAINER

R.J. Pietig is in his eighth year serving as the head athletic trainer for the Nebraska men's basketball team. He originally joined the squad midway through the 2007-08 campaign, and joined the athletic medicine staff on a full-time basis in the summer of 2009. Pietig provides preventive care at practices and games as well as rehabilitation for injured student-athletes. He attends all practices and games including traveling with the team to all away contests.

A native of Carroll, Iowa, Pietig graduated from Iowa State in 2007 with a degree in health and human performance, with a specialty in athletic training. He earned his master's degree in leadership education from Nebraska in May 2009.

BASKETBALL SUPPORT STAFF



*Ali Farokhmanesh
Graduate Manager*



*Jordan Hitchcock
Graduate Manager*



*Cooper Anthony
Student Manager*



*Robert Edwards
Student Manager*



*Dillon Eurek
Athletic Trainer*



*Garret Frei
Student Manager*



*Luke Pietryga
Student Manager*



*Nick Pohlen
Student Manager*



*Jenny Powers
Athletic Trainer*



*Brad Shaw
Student Manager*



*Skyler Sullivan
Student Manager*



*Joey Werning
Student Manager*

ADMINISTRATION



SHAWN EICHORST



HARVEY PERLMAN, J.D.

CHANCELLOR | NEBRASKA, 1963

Harvey Perlman was named the 19th Chancellor of the University of Nebraska-Lincoln on April 1, 2001. He had served as Interim Chancellor of the University of Nebraska-Lincoln since July 16, 2000.

A former dean of the University of Nebraska College of Law (1983-98), Perlman has also served as interim senior vice chancellor for academic affairs at UNL (1995-96).

A Nebraska native, Perlman was raised in York, and earned a bachelor of arts in history and a juris doctorate from the University of

Nebraska. During his law school years, he was editor in chief of the Nebraska Law Review and was elected to the Order of the Coif, a law honors society.

He joined the NU law faculty in 1967 after spending a year as a Bigelow Teaching Fellow at the University of Chicago Law School. He served on the Nebraska law faculty until 1974 when he joined the faculty at the University of Virginia Law School. He returned to Nebraska in 1983 when he accepted the deanship of the Nebraska Law College, a post he held until 1998 when he returned to the professoriate. He has also served as a visiting professor at Florida State University College of Law, the University of Puget Sound School of Law and the University of Iowa College of Law.

In 2011, Perlman was named an Honorary University Professor of Xi'an Jiaotong University, in Xi'an, China. This rare lifetime appointment entitles Perlman to privileges at the university, with which UNL has many institutional ties. Perlman also will occasionally lecture and teach at Xi'an Jiaotong University. The title is the highest honor the university awards to a foreign scholar, and recognizes Perlman as an accomplished scholar or professional of important international reputation. The award also recognizes Perlman for his significant efforts in globalizing UNL and Xi'an Jiaotong University through joint research and partnership degree programs.

His area of legal expertise lies in torts and intellectual property. He is a member of the

Nebraska State and American Bar Associations and is a Life Fellow of the American Bar Association. Perlman is co-author of "Intellectual Property and Unfair Competition" (5th edition, 1998) and co-reporter for the American Law Institute's "Restatement of Unfair Competition" (1994). He serves on the Council of the American Law Institute, a leading national law reform organization and as one of Nebraska's Commissioners of Uniform State Laws. He previously served as a member of the NCAA Board of Directors and is past chair of the Bowl Championship Series Presidential Oversight Committee. He serves on the Board of Directors of the Lincoln Chamber of Commerce and is Chairman of the Board of Directors of the Nebraska Innovation Campus Development Corporation. He received the George Turner Award from the Nebraska State Bar Association for contributions to the legal profession and the Roger T. Larson Community Builder Award from the Lincoln Chamber of Commerce.

Perlman and his wife, Susan, an NU alumna, are the parents of two daughters. Anne, who earned degrees from UNL and the University of Nebraska Medical Center, practices medicine in Lincoln and is married to UNL alumnus David Spinar; they have three children; Will, Ava, and Marco, Husker fans all. Daughter Amie, who received bachelors and juris doctorate degrees from UNL, is a Nebraska assistant attorney general and is married to UNL alumnus Ron Larson; they are the parents of Caleb and Finn.

NEBRASKA'S CHANCELLORS

1871-1876	—	Allen R. Benton
1876-1882	—	Edmund B. Farfield
1884-1889	—	Irvin J. Manatt
1891-1895	—	James H. Canfield
1895-1899	—	George E. MacLean
1900-1908	—	E. Benjamin Andrews
1908-1927	—	Samuel Avery
1927-1938	—	E.A. Burnett
1938-1946	—	Chauncey S. Boucher
1947-1953	—	R.G. Gustavson
1953-1954	—	John K. Selleck
1954-1968	—	Clifford Hardin
1968-1971	—	Joseph Soshnik
1972-1975	—	James H. Zumberge
1975-1976	—	Adam C. Breckenridge
1976-1980	—	Roy A. Young
1980-1981	—	Robert H. Rutford
1981-1991	—	Martin A. Massengale
1991-1991	—	Jack Goebel
1991-1995	—	Graham B. Spanier
1995-1996	—	Joan R. Leitzel*
1996-2000	—	James Moeser
2000-2001	—	Harvey S. Perlman*
2001-present	—	Harvey S. Perlman

* Interim Chancellor



JOSEPHINE POTUTO, J.D.

INSTITUTIONAL REPRESENTATIVE | RUTGERS, 1971

Josephine (Jo) R. Potuto, the Richard H. Larson Professor of Constitutional Law, has been Nebraska's faculty representative (FAR) at the NCAA and conference level since May 15, 1997.

In 2002, Potuto was named Outstanding Faculty Athletics Representative by the All-American Football Foundation. From 2008-09 to 2011-12 she was president of the 1A FAR (FARs from FBS institutions). Among her NCAA positions, Potuto spent nine years (the maximum) on the NCAA Division I Committee

on Infractions (chair her last two years) and currently substitutes when a member cannot serve. She was one of three Big 12 Conference representatives on the NCAA Division I Management Council, served on the NCAA Men's Gymnastics Championship Committee, and currently serves on an NCAA-wide (all divisions) committee to advise NCAA staff on student-athlete issues and educational programming for coaches, staff, and student-athletes.

A sports law expert, Potuto regularly lectures and consults on sports issues in general and NCAA processes in particular. She is an expert witness in litigation involving sports issues. She testified before the House Subcommittee on the Constitution regarding due process in NCAA infractions hearings.

In the past year she has appeared in media reports in the NY Times, LA Times, USA Today, Washington Post, CBSsports.com, and the Chronicle of Higher Education, among others. She has presented to the Knight Commission on Intercollegiate Athletics, the Texas Commission of Higher Education, NCAA regional conferences, law conferences and law firms, NACDA, and to universities and law colleges, including the Universities of Istanbul, Washington, Maryland, Oklahoma, Santa Clara, Baltimore and Mississippi.

Potuto is a past adviser to the Uniform Law Commissioners Committee to draft a sports

agent statute, has drafted rules governing search and seizure and hearings for the Nebraska Racing Commission, and also has written on issues of gender equity in college athletics. She has authored numerous articles on sports law issues. She just completed an article on student-athlete use of their names/likenesses with an econometrician and tax professor.

Potuto delivered the 2012 Chancellor's Distinguished Lecture. She serves on the senate's intercollegiate athletics committee. She is a past member of the UNL academic senate and also served on Nebraska's NCAA site certification steering committee.

Potuto teaches constitutional law, procedure, federal jurisdiction, and sports law. She has been a visiting professor of law at the University of Arizona, Rutgers University, the Cardozo College of Law at New York's Yeshiva University, the University of Oregon, the University of North Carolina, and Seton Hall University. She has worked as an assistant prosecutor in both the Essex and Morris County (N.J.) prosecutor's offices.

Potuto was project director and a drafter of the Uniform Law Commissioners Sentencing and Corrections Act, as well as the drafter for the Nebraska Supreme Court Committee to Draft Criminal Jury Instructions. She is the author of three books. She was elected to membership in the American Law Institute, the Nebraska State Bar Foundation, and the Douglass Society.

Potuto earned her bachelor's degree in journalism at Rutgers' Douglass College, and her master's degree in English literature at Seton Hall. She earned her juris doctorate at the Rutgers Law College.

She is a member of the bars of Nebraska and New Jersey and is admitted to practice before the U.S. Supreme Court, the U.S. Court of Appeals for the Third Circuit, and the U.S. District Courts for Nebraska and New Jersey.

NEBRASKA'S INSTITUTIONAL REPRESENTATIVES


1931-1946	—	T.J. Thompson
1947-1958	—	Earl Fullbrook
1959-1964	—	Charles S. Miller
1965-1968	—	Merk Hobson
1969-1970	—	John R. Davis
1971-1982	—	Keith L. Broman
1982-1997	—	James O'Hanlon
1997-pres.	—	Josephine Potuto

UNIVERSITY OF NEBRASKA BOARD OF REGENTS

UNIVERSITY OF NEBRASKA BOARD OF REGENTS

The Board of Regents consists of eight voting members elected by district for six-year terms, and four non-voting student Regents, one from each campus, who serve during their tenure as student body president. The board supervises the general operations of the university, and the control and direction of all expenditures. The board also includes a corporation secretary who manages all records including agendas, minutes, notices, policies and bylaws. Those documents can be found on the web at nebraska.edu/board/.

The board meets regularly, primarily in Lincoln but also in Omaha and greater Nebraska. Persons wishing to provide information to the board or to appear before it should contact: Corporation Secretary, University of Nebraska, Varner Hall, 3835 Holdrege, Lincoln, NE 68583.



*James Linder, M.D.
Interim President, University of Nebraska*



*Timothy Clare
Lincoln*



*Hal Daub
Omaha*



*Howard Hawks
Omaha*




*Bob Phares
North Platte*



*Jim Pillen
Columbus*



*Robert Schafer
Beatrice*



*Kent Schroeder, J.D.
Kearney*



*Bob Whitehouse
Omaha*



*Krupa Savalia
Nebraska-Medical Center*



*Connor Schulte
Nebraska-Kearney*



*Kevin Knudson
Nebraska-Lincoln*



*Jordan Koch
Nebraska-Omaha*



SHAWN EICHORST

DIRECTOR OF ATHLETICS | WISCONSIN-WHITEWATER, 1990

Since taking over for the legendary Tom Osborne as Director of Athletics on Jan. 3, 2013, Eichorst has immersed himself in Nebraska's rich traditions. He has made nearly 300 public appearances, including nearly 200 speaking engagements in Nebraska. He serves on the Chancellor's Senior Administrative Team and regularly meets with campus administrators and deans. Eichorst's monthly radio show and Connecting on Campus column promote the university's academic and athletic successes, along with the academic and community achievements of Husker student-athletes.

Eichorst was also the first Director of Athletics to visit the Big Ten-based Committee on Institutional Cooperation (CIC) at its Champaign, Ill., headquarters. The CIC is a highly successful academic-based consortium of 15 schools, including all 14 in the Big Ten Conference. Nebraska is leading the Big Ten and the CIC in several areas, including the Digital Humanities and head injury research.

Under Eichorst's watch, Nebraska extended its nation-leading total of CoSIDA Academic All-Americans to 314, including seven in 2013-14. NU also increased its nation-leading total to 17 NCAA Top Ten Award winners, as Mary Weatherholt (women's tennis) earned the honor in 2014. A total of 279 Huskers were honored at the Student-Athlete Recognition Banquet, and 208 Husker student-athletes earned Academic All-Big Ten honors in 2013-14, an increase of 20 from 2012-13.

In 2013-14, Nebraska became one of only two NCAA institutions – and the first Big Ten program in history – to qualify for a football bowl game, and advance to NCAA postseason in the major team sports of volleyball, soccer, men's and women's basketball, baseball and softball. Nebraska was the only institution to win a postseason game in six of those seven sports.

The Nebraska football team completed its sixth straight nine-win season, while playing in its third consecutive New Year's Day bowl game, a win over Georgia. The volleyball team advanced to the NCAA Elite Eight in its first season at the Bob Devaney Sports Center. The Husker soccer team qualified for the NCAA Tournament for the first time since 2005, and advanced to the second round after winning Big Ten regular-season and tournament titles.

The women's basketball team captured Nebraska's first-ever conference tournament title while earning an NCAA Tournament win for the second straight year. The Huskers also hosted an NCAA Regional at Pinnacle Bank Arena – the first time since 1993 that NCAA Tournament basketball came to Lincoln. The men's basketball team earned Nebraska's first trip to the NCAA Tournament since 1998, following a top-four Big Ten finish. The men's and women's basketball teams qualified for the NCAA Tournament in the same season for the first time since 1998.

The bowling team earned an NCAA runner-up finish, and the rifle team finished fifth at the NCAA Championships. The women's gymnastics program made the NCAA Super

Six and earned a share of the Big Ten title. The men's gymnastics team added an eighth-place NCAA finish, while the wrestling team claimed 11th at nationals – its top showing at the NCAA Championships since 2009.

The softball team shared the Big Ten regular-season title and advanced to an NCAA Super Regional for the second straight season. The baseball team earned its first NCAA Tournament bid since 2008. It marked the first time in school history the baseball and men's basketball teams advanced to the NCAA Tournament in the same season.

The men's track and field team finished 12th at the NCAA Outdoor Championships, after finishing 17th at the indoor meet. The women added a 19th-place finish at the NCAA Outdoor Championships.

The Huskers produced 42 All-Americans who won 51 awards, including 29 first-team honors – NU's highest totals in more than a decade.

Nebraska ranked in the top 20 nationally in attendance in football (90,933, 9th), volleyball (8,175, 1st), men's basketball (15,419, 13th), women's basketball (6,161, 11th), baseball (3,241, 15th) and softball (963) in 2013-14. NU's football, men's basketball and volleyball attendances were all school records, and the Huskers extended NCAA-record home sellout streaks in both football (333) and volleyball (201).

Nebraska is focusing on improving the game-day atmosphere at every venue, including a \$12.3 million upgrade of its wireless networks in and around Memorial Stadium in 2014. It is the largest wireless network system installation at a college stadium in history. The upgrade includes a new sound system, IPTV system installation and innovative smartphone applications.

In the summer of 2013, Memorial Stadium expansion increased capacity while adding the innovative Nebraska Athletic Performance Laboratory (NAPL) inside East Stadium next to the Center for Brain, Biology and Behavior (CB3). The men's and women's basketball teams became the primary tenants at Pinnacle Bank Arena, and the renovated Devaney Center became the home of the Husker volleyball, wrestling and men's and women's gymnastics programs.

The next major facility project is a world-class, \$20.4 million Nebraska Soccer and Tennis Complex, located just north of the Devaney Center and Innovation Campus. When completed in 2015, the facilities will rank among the best in the Big Ten.

Eichorst came to Nebraska after serving as Director of Athletics at Miami in 2011 and 2012. During his tenure, Eichorst helped grow the academic reputation of an already sterling program with NCAA Top 10 recognition in Academic Progress Rates (APR) for five programs – football, baseball, men's diving, women's cross country and women's golf. Miami's Hurricane Club grew to more than 5,000 nationwide. A total of \$19 million in student-athlete support was generated in

2011-12, and \$14.2 million in capital gifts was raised for the Center for Athletic Excellence.

Eichorst hired legendary men's basketball coach Jim Larrañaga, and the Hurricanes advanced to the NIT second round. The women's basketball program posted the highest national ranking in school history (No. 5) and advanced to the NCAA second round. The women's tennis team advanced to the NCAA Elite Eight for the fourth straight season, and the baseball team made its 40th consecutive NCAA appearance. The women's soccer team posted the first NCAA Tournament win in history, and the volleyball team made its third straight NCAA Tournament trip.

Before heading to Miami, Eichorst was the Deputy Athletics Director at Wisconsin from 2009 to 2011. He was the Chief Operating Officer and oversaw the day-to-day operations (23 intercollegiate programs, 850 student-athletes, 320 full-time employees) under Director of Athletics and former Husker Barry Alvarez. Eichorst was involved in the design and planning of a new ice hockey and swimming facility, and the Student-Athlete Performance Center at Camp Randall Stadium.

At South Carolina, Eichorst oversaw daily operations of the department and supervised Lou Holtz's and Steve Spurrier's football programs and Ray Tanner's baseball program. The football team was bowl-eligible each season, and the baseball team competed in the 2004 College World Series. Additionally, he coordinated and supervised multi-million dollar facility projects, including a football training facility.

From 1999 to 2003, Eichorst served as the Director of Athletics at Wisconsin-Whitewater, which produced four top 10 percent NACDA Directors Cup finishes, one NCAA team title, two NCAA runner-up finishes and five individual national champions. The program also featured 11 CoSIDA Academic All-America selections, seven NCAA Postgraduate Scholarship winners and 74 All-Americans.

A native of Lone Rock, Wis., Eichorst was an all-conference defensive back, three-time letterwinner and 1990 football team captain for Wisconsin-Whitewater. He graduated magna cum laude in business from UW-Whitewater in 1990 and earned a law degree from Marquette in 1995. He practiced law in Milwaukee until 1999. He is a past member of the NCAA Division I Student-Athlete Reinstatement Committee and the State Bar of Wisconsin Board of Governors. He previously served as an assistant adjunct professor of law at Marquette Law School, where he taught classes in sports law. He serves on the Marquette University National Sports Law Institute Board of Advisors. In 2006, Marquette awarded Eichorst the Sports Law Alumnae of the Year award. He also is a graduate of the Sports Management Institute and serves on its Executive Committee.

SHAWN EICHORST FILE

Experience

Nebraska, Director of Athletics (2013-Present)
Miami, Director of Athletics (2011-12)
Wisconsin, Deputy Athletics Director (2009-11)
Wisconsin, Executive Associate A.D. (2007-09)
Wisconsin, Senior Associate A.D. (2006-07)
South Carolina, Interim Athletic Director (2005-06)
South Carolina, Senior Associate A.D. (2004-05)
Wisconsin-Whitewater, Athletic Director (1999-2003)
Marquette University National Sports Law Institute Board of Advisors

Education

Wisconsin-Whitewater (1990)
B.A. in business
Marquette (1995)
Juris Doctor
Assistant Adjunct Professor of Law (Marquette)

Family

Wife: Kristin
Sons: Jack, Joseph and Bennett



Clockwise: Kristin, Shawn, Jack, Bennett and Joseph



MARC BOEHM

EXECUTIVE ASSOCIATE ATHLETIC DIRECTOR | KANSAS STATE, 1984

A member of the Nebraska Athletics senior administration since May 2003, Marc Boehm (pronounced BAME) serves as executive associate athletic director and is the top assistant to the athletic director. Boehm fulfills the director's responsibilities in his absence and also serves as the department's chief operating officer.

Boehm oversees the efforts of several areas within athletics, including the Huskers Athletic Fund, ticket operations, event management and guest services. He also oversees the Nebraska men's and women's basketball programs. Boehm serves as the liaison to Pinnacle Bank Arena, the

the top 25 in four of the past five seasons - the first four top-25 final national rankings in school history.

In 2013-14, Yori's Huskers won their first-ever conference tournament title, claiming the Big Ten crown with a 3-0 run at Bankers Life Fieldhouse in Indianapolis. The Huskers finished with a 26-7 overall record that included a 12-4 Big Ten mark for the second straight year. NU earned a No. 4 seed in the NCAA Tournament and advanced to the second round.

Boehm also played a lead role in bringing NCAA Tournament basketball back to Lincoln for the first time since 1993, as the Husker women played host to the NCAA Lincoln Regional. The two sessions attracted well over 17,000 fans as one of the most successful sites in the tournament.

During the regular season, the Husker women ranked No. 8 nationally in total home attendance with more than 110,000 fans flocking to the arena as the Huskers tied a school record with 16 home victories. NU's average home attendance of 6,161 fans per game ranked 11th in the country.

Yori, who joined Miles in winning Big Ten Coach-of-the-Year honors from the conference coaches in 2014, earned her third league coach-of-the-year award in the last five seasons. She was also a consensus national coach-of-the-year in 2010.

Boehm, who played a significant role in aiding Nebraska's functional transition to the Big Ten Conference in 2011-12, was also instrumental in conceptualizing and developing the Husker Nation Pavilion, which is the premier pregame event around home football games.

Boehm also took the lead role in obtaining First National Bank and Ameritas as premier sponsors for the Nebraska Athletic Department for a combined deal worth more than \$7 million over a three-year period. First National Bank and Ameritas joined Verizon, Pepsi and adidas as premier corporate sponsors for Husker athletics.

Boehm held the same position at Pittsburgh from 1997 to 2003. Boehm assisted in the rise of the Panthers' basketball program with the men's team posting back-to-back Sweet 16 appearances in the NCAA Tournament. During construction of the Panthers' new athletic facilities, Boehm played a central role in Pitt's athletic teams moving to the UPMC Sports Performance Complex, Heinz Field and the Petersen Events Center.

Boehm served as interim athletic director at Pittsburgh for nearly five months before coming to Nebraska. During that time, he hired men's basketball head coach Jamie Dixon.

Boehm also spent five years as associate executive director of the Tostitos Fiesta Bowl. He directed and managed a 125-member fund-raising committee of Arizona business people responsible for generating more than \$4.5 million in cash and in-kind partnerships. Previously he spent four years as associate executive director and public relations director of the Sun Bowl from 1987 to 1991.

Born in Grand Island, Boehm earned his bachelor's degree in communications from Kansas State in 1984 and added a master's degree in sports management from St. Thomas (Fla.) University in 1985. Boehm and his wife, the former Janelle Broderick of Minot, N.D., have three boys, Broderick, Christian and Lukas John.

NU Foundation and the Nebraska Alumni Association.

Boehm, who previously oversaw the efforts of the facilities, marketing, media relations and HuskerVision areas within the athletic department, played a primary role in negotiations for Nebraska's contract extension with IMG College Sports. To date, it is the largest multi-media rights contract in college athletics.

As the primary administrator for the NU basketball programs, Boehm played an integral role in the hiring of Tim Miles as the Huskers' men's basketball coach in March of 2012. In 2013-14, Miles earned the Jim Phelan Award as the national coach of the year, after capturing Big Ten Coach-of-the-Year honors from his peers earlier in the season. Boehm also played a lead role during the men's and women's basketball programs move into Pinnacle Bank Arena in 2013-14. He also worked to help develop Nebraska's new practice facility - the Hendricks Training Complex - which opened in October of 2011.

Boehm has worked to create a fan-friendly atmosphere at men's and women's basketball, leading to record-setting attendances and season ticket sales for both programs. In 2013-14, the men's basketball program sold out its season tickets for the entire season in May of 2013 in anticipation of the first season at Pinnacle Bank Arena and Coach Miles' second Husker team. The more than 15,000 Husker fans that packed the new arena watched the Big Red roll to a 15-1 home record on their way to the 2014 NCAA Tournament. It was the fifth postseason trip for the men's basketball program since Boehm's arrival. NU ranked 13th nationally in average home attendance (15,419) on its way to a top-four regular-season finish with an 11-7 record in the powerful Big Ten Conference while going 19-13 overall.

Under Boehm's supervision, Coach Connie Yori's women's basketball program has enjoyed the most success in school history over the past eight years. The Husker women have earned six NCAA Tournament bids, including a pair of NCAA Sweet 16 appearances in 2010 and 2013 and two more trips to the NCAA second round. The Huskers have produced the four highest single-season win totals in NU history over the past five years. The Big Red have also finished the season ranked in

SENIOR MANAGEMENT TEAM



Chris Anderson
Associate A.D./
Community Relations



Bob Burton
Senior Associate A.D./
Administration



John Jentz
Senior Associate A.D./ CFO
Business Office



Dennis Leblanc
Senior Associate A.D./
Academics



Pat Lagsdon
Senior Associate A.D./Senior
Woman Administrator



Jamie Vaughn
Associate A.D./
Compliance



Steve Waterfield
Senior Associate A.D./
Performance & Strategic Research



Jamie Williams
Associate A.D./Diversity &
Leadership Initiatives



Keith Zimmer
Associate A.D./
Life Skills & N Club

ATHLETIC DEPARTMENT STAFF



Holly Adam
Assistant A.D./
Ticketing



Lonnie Albers
Director of Athletic
Medicine



Mike Arthur
Director of Strength
& Conditioning
Performance Research



Melissa Baack
Business Office
Accountant



Torrey Ball
Assistant Director of Fan
Experience



Alvin Banks
Coordinator of Student-
Athlete Development



Tyler Bassinger
Video Production
Specialist



Jonathan Bateman
Compliance Coordinator



Deveron Baxter
Training Table
Team Leader



Martyn Beaven
NAPL Post-Doc
Research Associate



Traci Becker
Accounting Clerk



Tyson Billings
NAPL Post-Doc
Assistant Ticket
Manager



Derek Bond
Event Management
Specialist



Daniel Bottcher
Building Services
Technician



Kimberly Brick
Custodial Supervisor



Brad Brown
Assistant Athletic Trainer



Jan Brown
Director of
Business Operations



Daisy Brayton
Human Resources
Director



Stacey Burling
Life Skills Coordinator



Dr. Judy Burnfield
Director of Nebraska
Athletic Performance
Laboratory



Jessica Calvi
NAPL Post-Doc
Research Associate



Juanita Carstens
Capital Planning,
Construction & Events
Secretary



Chad Carter
Electrician



Misty Carter
Training Table Supply &
Distribution Clerk



Whitney Cave
Assistant Ticket Manager



Brandon Champion
Event Management
Specialist



Chad Chiesa
IT Specialist



Angela
Christ-Zemanski
Assistant Ticket Manager



Dr. David Clare
Team Physician,
Orthopaedic Surgeon



Dr. Pat Clare
Chief of Staff,
Orthopaedic Surgen



Kayla Conrad
Life Skills Coordinator



Karen Cook
Husker Power
Staff Secretary



Darcy Crandall
Huskers Authentic Asst.
Store/Events Manager



Kim Daniel
Custodial Supervisor



Matt Davidson
Director of Events



James Dobson
Head Football
Strength Coach



Mike Dobbs
Athletic Development
Fundraising Officer



Ryan Donahoe
Plumber/Pipefitter
Devaney Sports Center



Kayln Doyle
Compliance Coordinator



Tom Dufresne
Assistant Athletic
Trainer



Dr. Robert Dugas
Team Physician,
Orthopaedic Surgeon



Kiley Eaton
Athletic Development
Database & Research
Manager



Andrea Einspahr
Learning Specialist



Boyd Epley
Assistant Athletic
Director for Strength
and Conditioning



Jolene Emricsen
Assistant Athletic Trainer



Anton Engel
Guest Relations,
Security Attendant



Jane Farrell
Personnel and
Payroll Associate



Mary Fisher
Custodian/Events Setup



Dan Floyd
Director of Information
Technology



Derek Freeman
Athletic Development
Director of
Annual Giving



Lindsey Freeman
Athletic Development
Premium Seating
& Events Coordinator



Shawn Gariboy
Dining Service Associate



Herman Gesch
Guest Relations,
Security Attendant



Randy Gobel
Assistant Director of
Facilities (Devaney)



Mike Greenfield
Building Services
Manager



Scott Guthrie
Broadcast Engineer



Anne Hackbart
Project Coordinator



Jami Hagedorn
Director of Business
Enterprises



Janell Hall
Director of Concessions
Operations



Drew Hamblin
Assistant Football
Athletic Trainer



Nancy Hamann
Dining Service Associate



Sarah Hannon
Athletic Development
Coordinator



Brett Hansen
IT Specialist



Jack Harper
Custodian, Events Setup



Dr. Justin Harris
Team Physician,
Orthopaedic Surgeon



Lauren Harris
Assistant Strength Coach



Kirk Hartman
Executive Director of
Video Production



Brett Haskell
Athletic Psychologist



Sheri Hastings
Academic Counselor



Caleb Hawley
Academic Counselor



Eric Haynes
Assistant A.D.
for Facilities



Kim Hebert Lasier
NAPL Post-Doc
Research Associate



Tim Henrichs
Event Management
Specialist



Kevin Herbel
Director of Planning
and Reporting



Jared Hertzell
Turfgrass Manager



Mike Hodges
Video Services
Coordinator



Amanda Holzwarth
Video Production
Coordinator



Matt Honor
Custodian, Events Setup



Phil Hood
Trade Supervisor



Ruth Hood
Dining Service Associate



Denise Howell
Learning Specialist



John Horstman
Building Services
Technician



Leah Huber
Administrative Assistant
Academics



Ben Huenemann
Capital Projects Assistant



Butch Hug
Associate A.D./
Facilities & Events



Syed Hussain
Guest Relations,
Security Attendant



John Ingram
Associate A.D./
Capital Planning &
Construction



Brad Isham
Projects Assistant for
Capital Planning



Katie Jewell
Associate Director of
Academic Programs



Amy Johnson
Business Office
Staff Secretary



Jena Johnson
Assistant Director of
Compliance for Student-
Athlete Services



Willie Jones
Assistant Strength Coach



Patrick Kelly
Senior Security
Attendant for
Compliance



Marcia Kennedy
Assistant Athletic Trainer



Jeff Kinnison
Custodian/
Events Setup



Shot Kleen
Assistant A.D./
HuskerVision



Lonno Klimnt
Director of Ticket
Marketing



Brian Knitta
Assistant Strength Coach



Dale Kruse
Training Table Manager



Blake Lange
Assistant Equipment
Manager



Mitzi Lenz
Executive Assistant
Administration



Lisa Loewenstein
Assistant Athletic Trainer



Marlon Lozano
Spirit Squad Manager



Greg Luedtke
Huskers Authentic Arena
Store Manager



Brittany Luettel
Assistant Ticket
Manager



Leiani Madrigal
NAPL Post-Doc
Research Associate



Jennifer Matlock
Dining Service Associate



Danny McEntarffer
Guest Relations
Security Attendant



Sarah McGrath
Accounting Clerk



Sandy McLaughlin
Business Office Staff
Secretary



Diane Mendenhall
Associate AD for
Development & Ticket
Operations



Mark Meyer
Head Football Athletic
Trainer



Alan Moore
Electrician



Kelly Mosier
Director of Digital
Communications



Erynn Nicholson
Spirit Squad
Head Coach



Mike Nieman
Academic Counselor



Diane Nietfeldt
Shipping and
Receiving Clerk



Chris Pankonin
Video Production
Specialist



Maria
Perez-Segovia
Dining Service Associate



Patricia Peterson
Asst. Director of
Compliance for
Legislation & Recruiting



Katie Pfannenstiel
Event Management
Specialist



Jon Pfejfer
Assistant Strength
Coach



Jack Pierce
Athletic Development
Fundraising Officer



Taylor Porter
Assistant Strength
Coach



Marvin Potter
Trade Supervisor



Jason Powell
Assistant Strength Coach



Jenni Puchalla
Athletic Development
Administrative Assistant



Laure Ragoss
Associate Director of
Compliance



Rox Rasmussen
Director of
Concessions Events



Kevin Raguse
Video Production
Specialist



Michelle Ray
Huskers Authentic
Assistant Store/Events
Manager



Kristi Reetz
Associate Ticket Manager



Tom Reinhart
Guest Relations,
Security Attendant



Ryan Reist
Sports Dietitian



Lindsey Remmers
Director of
Sports Nutrition



Brian Rempé
Custodian/Events Setup



Bob Richards
Guest Relations,
Security Attendant



Juan Rico
IT Specialist



Jim Rose
Athletic Development
Major Gift - Fundraising
Officer



Joann Ross
Learning Specialist
for Academics



Ethan Rowley
Director of Fan Experience



Jacob Royal
Assistant Turf Manager



Jeff Rudy
Assistant Athletic Trainer



Rusty Ruffcorn
Women's Basketball
Strength Coach



George Scheel
Guest Relations,
Security Attendant



Kim Schellpeper
Associate Director of
Academic Programs



Ben Schumacher
Assistant Athletic Trainer



Amy Seiler
Massage Therapist



Sam Sharpe
Guest Relations
Security Attendant



John Shaw
Building Service
Technician



Peg Slagle
Athletic Development
Suite Coordinator



Michael Steele
Executive Chef



Kathryn Swanson
Dining Service Associate



Jay Terry
Equipment Manager



Maggi Thorne
Assistant Director of
Capital Planning &
Construction



Mary Timblin
Sports Nutrition
Administrative Assistant



Matt Tomjack
Assistant Director
of Fan Experience



Steve Torske
Building & Grounds
Supervisor



Cherise Toy-Fuller
Huskers Authentic
Senior Event
Sales Associate



Julie Tuttle
Assistant Athletic Trainer



Denton Underwood
Academics Computer
Hardware Technician



Jerry Weber
Head Athletic Trainer



Tyler Weeda
Assistant Athletic Trainer



Andy Wenstrand
Web & Digital Media
Design Specialist



Jackie Wilken
Athletic Medicine
Administrative
Coordinator



Karen Williamson
Conway
Assistant Ticket
Manager



Jordan Wilson
Life Skills Coordinator



Patrick Wilson
NAPL Post-Doc
Research Associate




Linda Ybarra
Capital Planning and
Construction
Administrative Assistant



Randy York
Senior Writer and
Director of Creative
Development

1 OPPONENTS



WALTER PITCHFORD

2014-15 BIG TEN COMPOSITE SCHEDULE

NOVEMBER

14	Mississippi Valley State at Indiana	6 p.m.	28	James Madison at Ohio State	3 p.m.	17	Hampton at Illinois	6 p.m.	13	Penn State at Indiana	6 p.m.
	Minnesota vs. Louisville [1]	6 p.m.		Monmouth at Maryland	6 p.m.		North Carolina A&T at Ohio State	6 p.m.		Michigan at Ohio State	6 p.m.
	UMass-Lowell at Ohio State	6 p.m.		Vanderbilt vs. Rutgers [13]	6 p.m.		Central Michigan at Northwestern	7 p.m.		Iowa at Minnesota	8 p.m.
	Morgan State at Penn State	6 p.m.		Gonzaga/Georgia vs. Minnesota [9]	2:30/5 p.m.		Eastern Michigan at Michigan State	8 p.m.	14	Rutgers at Maryland	6 p.m.
	Samford at Purdue	6 p.m.		Baylor/Memphis vs. Illinois [11]	7/9:30 p.m.	19	Seattle at Minnesota	7 p.m.		Illinois at Northwestern	8 p.m.
	Wagner at Maryland	6:30 p.m.		UNC Greensboro at Indiana	8 p.m.	20	SMU at Michigan	11 a.m.	15	Nebraska at Wisconsin	8 p.m.
	Houston Baptist at Northwestern	7 p.m.		Ga. Tech/Marquette vs. Michigan State [12]	TBD		North Carolina vs. Ohio State [17]	Noon	17	Rutgers at Minnesota	11 a.m.
	Georgia Southern at Illinois	8 p.m.		Tennessee-Martin at Nebraska	TBD		Missouri vs. Illinois [18]	1 p.m.		Purdue at Penn State	Noon
	Michigan State at Navy	8 p.m.		TBD vs. Wisconsin [10]	TBD		Drexel vs. Penn State [19]	1 p.m.		Ohio State at Iowa	1 p.m.
	Northern Kentucky at Wisconsin	8 p.m.	29	Nicholls State at Michigan	3 p.m.		St. Francis (Pa.) at Rutgers	1 p.m.		Michigan State at Maryland	3 p.m.
	Hampton at Iowa	8:30 p.m.		Virginia/LaSalle vs. Rutgers [13]	6/8:30 p.m.		Butler vs. Indiana [20]	1:30 p.m.		Northwestern at Michigan	7:15 p.m.
				Longwood at Iowa	TBD		Western Michigan at Northwestern	2 p.m.			
							Texas Southern at Michigan State	4 p.m.	18	Indiana at Illinois	Noon
15	Hillsdale College at Michigan	1 p.m.	30	VMI at Maryland	5 p.m.		Notre Dame vs. Purdue [20]	4:15 p.m.			
				TBD vs. Michigan State [12]	TBD		Northern Iowa vs. Iowa [21]	6:30 p.m.	20	Michigan at Rutgers	5:30 p.m.
16	IUPUI at Purdue	2 p.m.	DECEMBER			21	Maryland at Oklahoma State	1 p.m.		Minnesota at Nebraska	7:30 p.m.
	Fordham at Penn State	4 p.m.	1	Rutgers at Clemson [14]	6 p.m.			8 p.m.		Iowa at Wisconsin	8 p.m.
	Coppin State at Illinois	5 p.m.		Nebraska at Florida State [14]	6 p.m.	22	Illinois-Chicago at Northwestern	1 p.m.	21	Penn State at Michigan State	6 p.m.
	George Washington at Rutgers	6 p.m.	2	Pittsburgh at Indiana [14]	6 p.m.		Dartmouth at Penn State	3 p.m.		Purdue at Illinois	8 p.m.
	Northern Kentucky at Nebraska	TBA		Minnesota at Wake Forest [14]	6 p.m.		The Citadel at Michigan State	5 p.m.	22	Ohio State at Northwestern	6 p.m.
17	Texas Southern at Indiana	5 p.m.		Syracuse at Michigan [14]	6:30 p.m.		Miami (Ohio) at Ohio State	5 p.m.		Maryland at Indiana	8 p.m.
	Northwestern at Brown	6 p.m.		Illinois at Miami (Fla.) [14]	8 p.m.		Gardner-Webb at Purdue	5 p.m.			
	Central Connecticut State at Maryland	6:30 p.m.		North Carolina State at Purdue [14]	8 p.m.		New Orleans at Indiana	6 p.m.			
	North Dakota State at Iowa	7 p.m.		Ohio State at Louisville [14]	8:30 p.m.		North Florida at Iowa	7 p.m.	24	Rutgers at Penn State	11 a.m.
	Bucknell at Michigan	7 p.m.	3	Michigan State at Notre Dame [14]	6:15 p.m.		Coppin State at Michigan	7 p.m.		Iowa at Purdue	11 a.m.
18	Duke vs. Michigan State [2]	6 p.m.		Virginia Tech at Penn State [14]	6:15 p.m.		Furman at Minnesota	7 p.m.		Illinois at Minnesota	1:15 p.m.
	Marquette at Ohio State	6:30 p.m.		Iowa at North Carolina [14]	6:30 p.m.		Wisconsin at California	8 p.m.		Wisconsin at Michigan	3/6 p.m.
	Western Kentucky at Minnesota	7 p.m.		Georgia Tech at Northwestern [14]	8:15 p.m.		Hawaii vs. Nebraska [22]	11:59 p.m.		Michigan State at Nebraska	3/6 p.m.
	Central Arkansas at Nebraska	7 p.m.		Virginia at Maryland [14]	8:15 p.m.	23	Sacred Heart at Rutgers	6 p.m.	25	Indiana at Ohio State	12:30 p.m.
19	Fairleigh-Dickinson at Rutgers	6:30 p.m.		Duke at Wisconsin [14]	8:30 p.m.		TBD vs. Nebraska [22]	TBD		Northwestern at Maryland	6:30 p.m.
	Green Bay at Wisconsin	8 p.m.	5	Western Carolina at Minnesota	6 p.m.	25	TBD vs. Nebraska [22]	TBD	27	Nebraska at Michigan	6 p.m.
20	Charlotte vs. Penn State [3]	4 p.m.	6	NIJT at Michigan	11 a.m.					Michigan State at Rutgers	8 p.m.
	Detroit at Michigan	5 p.m.		Rutgers at Seton Hall	11 a.m.	27	Georgetown vs. Indiana [4]	11 a.m.	28	Minnesota at Penn State	6 p.m.
	Iowa vs. Texas [4]	6 p.m.		Wisconsin at Marquette	11:30 a.m.		Oakland at Maryland	4 p.m.		Indiana at Purdue	8 p.m.
	Grambling at Purdue	6 p.m.		American at Illinois	1 p.m.		Kennesaw State at Illinois	TBD			
	Fordham at Maryland	6:30 p.m.		Winthrop at Maryland	1 p.m.		UNC-Wilmington at Minnesota	TBD			
	SMU at Indiana	7 p.m.		North Florida	1 p.m.		Northern Kentucky at Northwestern	TBD	29	Maryland at Ohio State	6 p.m.
	North Florida at Northwestern	7 p.m.		Arkansas-Pine Bluff at Michigan State	1:15 p.m.		Wright State at Ohio State	TBD			
	Franklin Pierce at Minnesota	TBD		Northwestern at Butler	3:30 p.m.	28	Buffalo at Wisconsin	Noon/7 p.m.	31	Wisconsin at Iowa	11 a.m.
21	Loyola at Michigan State	6 p.m.		Colgate at Ohio State	3:30 p.m.		Rutgers at Monmouth	2 p.m.		Penn State at Illinois	Noon
	Austin Peay at Illinois	7 p.m.		Penn State at Marshall	5 p.m.	30	Northwestern at Rutgers	11 a.m.		Rutgers at Indiana	2:15 p.m.
	Syracuse/California vs. Iowa [4]	4/6:30 p.m.		Savannah State at Indiana	6:30 p.m.		Iowa at Ohio State	Noon		Nebraska at Minnesota	5 p.m.
	South Carolina/Cornell vs. Penn State [3]	TBD		UMBC at Iowa	TBD		Illinois at Michigan	2 p.m.		Purdue at Northwestern	5 p.m.
22	Nebraska at Rhode Island	6 p.m.	7	Creighton at Nebraska	6 p.m.		Maryland at Michigan State	4 p.m.	FEBRUARY		
	Lamar at Indiana	7 p.m.						1	Michigan at Michigan State	Noon	
	UMBC at Minnesota	7:30 p.m.	8	IPFW at Purdue	6 p.m.	31	Indiana at Nebraska	TBD	3	Indiana at Wisconsin	6 p.m.
	Boise State at Wisconsin	9 p.m.		North Dakota at Minnesota	8 p.m.		Minnesota at Purdue	TBD		Northwestern at Nebraska	6:30 p.m.
	Elon at Northwestern	TBD					Penn State at Wisconsin	TBD		Rutgers at Illinois	8:30 p.m.
23	St. Francis (N.Y.) at Rutgers	4 p.m.	9	Villanova vs. Illinois [15]	6 p.m.	JANUARY			4	Ohio State at Purdue	5:30 p.m.
	Sacred Heart at Ohio State	6 p.m.		New Hampshire at Rutgers	6 p.m.	3	Minnesota at Maryland	11 a.m.		Penn State at Maryland	7:30 p.m.
	TBD vs. Penn State [3]	TBD		Louisville vs. Indiana [15]	8 p.m.		Michigan at Purdue	1:15 p.m.			
24	Kansas State vs. Purdue [5]	1:30 p.m.		Alcorn State at Iowa	8 p.m.		Illinois at Ohio State	11 a.m./5:30 p.m.	5	Iowa at Michigan	6 p.m.
	Arizona State vs. Maryland [6]	6 p.m.		Eastern Michigan at Michigan	8 p.m.		Penn State at Rutgers	5/7:30 p.m.			
	Santa Clara at Michigan State	6 p.m.	10	North Carolina Central at Maryland	6 p.m.	4	Wisconsin at Northwestern	7:30 p.m.	7	Illinois at Michigan State	11 a.m.
	Eastern Washington at Indiana	6:30 p.m.		High Point at Ohio State	6 p.m.					Purdue at Minnesota	2 p.m.
	Brown at Illinois	7 p.m.		Arkansas State at Purdue	6 p.m.					Nebraska at Penn State	3 p.m.
	Pepperdine at Iowa	7 p.m.		Southern at Minnesota	7 p.m.	5	Indiana at Michigan State	6 p.m.		Northwestern at Wisconsin	4:30 p.m.
	Oregon vs. Michigan [7]	8 p.m.		Incarante Word at Nebraska	7 p.m.		Nebraska at Iowa	8 p.m.			
25	St. Peter's at Rutgers	6 p.m.		Duquesne at Penn State	8 p.m.	6	Michigan at Penn State	6 p.m.	8	Michigan at Indiana	Noon
	Akron at Penn State	6:30 p.m.		Wisconsin at Milwaukee	8 p.m.		Ohio State at Minnesota	8 p.m.		Maryland at Iowa	2:15 p.m.
	Nebraska-Omaha at Nebraska	7 p.m.								Ohio State at Rutgers	4:30 p.m.
	Miami (Ohio) vs. Northwestern [8]	8:30 p.m.	12	Iowa State at Iowa	7 p.m.	7	Purdue at Wisconsin	6 p.m.	10	Michigan State at Northwestern	6 p.m.
	Arizona/Missouri vs. Purdue [5]	1/6:30 p.m.					Maryland at Illinois	8 p.m.		Wisconsin at Nebraska	8 p.m.
	Alabama/Iowa State vs. Maryland [6]	TBD	13	USC Upstate at Maryland	10 a.m.	8	Michigan State at Iowa	6 p.m.	11	Penn State at Ohio State	6 p.m.
	VCU/Villanova vs. Michigan [7]	TBD		Morehead State at Ohio State	Noon		Rutgers at Nebraska	8 p.m.		Indiana at Maryland	8 p.m.
26	St. John's vs. Minnesota [9]	6 p.m.		Nicholls State at Wisconsin	1 p.m.	10	Ohio State at Indiana	11 a.m./Noon			
	Campbell at Ohio State	6 p.m.		Grand Canyon at Indiana	4 p.m.		Minnesota at Michigan	11 a.m./Noon	12	Minnesota at Iowa	6 p.m.
	UAB vs. Wisconsin [10]	6 p.m.		Michigan at Arizona	4:15 p.m.		Maryland at Purdue	1:30 p.m.		Purdue at Rutgers	6 p.m.
	Northern Illinois at Iowa	7:30 p.m.		Oregon vs. Illinois [16]	6 p.m.					Michigan at Illinois	8 p.m.
	Virginia Tech/UNI vs. Northwestern	TBD		Cincinnati at Nebraska	8 p.m.						
	TBD vs. Purdue [5]	TBD		Purdue at Vanderbilt	8 p.m.	11	Illinois at Nebraska	7:30 p.m.	14	Ohio State at Michigan State	11 a.m.
27	Indiana State vs. Illinois [11]	4 p.m.					Northwestern at Michigan State	TBD		Maryland at Penn State	7:30 p.m.
	Rider vs. Michigan State [12]	5:30 p.m.		George Washington at Penn State	11 a.m.		Wisconsin at Rutgers	TBD	15	Illinois at Wisconsin	Noon
	Florida/Georgetown vs. Wisconsin [10]	3:30/8:30 p.m.		Mississippi Valley State at Northwestern	5 p.m.						
				Oakland at Michigan State	7 p.m.						
				Manhattan vs. Rutgers [4]	TBD						

Iowa at Northwestern	2 p.m.	11 Big Ten Tournament Game 1	3:30 p.m.
Nebraska at Purdue	4:15 p.m.	Big Ten Tournament Game 2	6 p.m.
Minnesota at Indiana	6:30 p.m.		
17 Michigan State at Michigan	8 p.m.	12 Big Ten Tournament Game 3	11 a.m.
		Big Ten Tournament Game 4	1:30 p.m.
18 Wisconsin at Penn State	6 p.m.	Big Ten Tournament Game 5	5:30 p.m.
Northwestern at Minnesota	8 p.m.	Big Ten Tournament Game 6	8 p.m.
19 Purdue at Indiana	6 p.m.	13 Big Ten Tournament Game 7	11 a.m.
Nebraska at Maryland	6 p.m.	Big Ten Tournament Game 8	1:30 p.m.
Rutgers at Iowa	7 p.m.	Big Ten Tournament Game 9	5:30 p.m.
		Big Ten Tournament Game 10	8 p.m.
21 Minnesota at Wisconsin	11 a.m.	14 Big Ten Tournament Semifinal 1	Noon
Penn State at Northwestern	2 p.m.	Big Ten Tournament Semifinal 2	2:30 p.m.
22 Michigan State at Illinois	TBD	15 Big Ten Tournament Championship	2:30 p.m.
Ohio State at Michigan	TBD		
Iowa at Nebraska	TBD		
Indiana at Rutgers	TBD		

All times listed are Central; Dates and times subject to change

Schedule Key

- [1] - Armed Forces Classic (CGAS Borinquen, Aguadilla, Puerto Rico)
- [2] - Champions Classic (Bankers Life Fieldhouse, Indianapolis, Ind.)
- [3] - Charleston Classic (TD Arena, Charleston, S.C.)
- [4] - Madison Square Garden, New York, N.Y.
- [5] - EA Sports Maui Invitational (Lahaina Civic Center, Lahaina, Hawaii)
- [6] - CBE Hall of Fame Classic (Sprint Center, Kansas City, Mo.)
- [7] - Legends Classic (Barclays Center, Brooklyn, N.Y.)
- [8] - Cancun Challenge (Hard Rock Hotel Riviera Maya, Puerto Aventuras, Mexico)
- [9] - NIT Season Tip-Off (Madison Square Garden, New York, N.Y.)
- [10] - Battle 4 Atlantis (Paradise Island, Bahamas)
- [11] - Las Vegas Invitational (Orleans Arena, Las Vegas, Nev.)
- [12] - Orlando Classic (HP Field House, Orlando, Fla.)
- [13] - Barclays Classic (Barclays Center, Brooklyn, N.Y.)
- [14] - ACC/Big Ten Challenge
- [15] - Jimmy V Classic (Madison Square Garden, New York, N.Y.)
- [16] - United Center, Chicago, Ill.
- [17] - CBS Sports Classic (United Center, Chicago, Ill.)
- [18] - Scottrade Center, St. Louis, Mo.
- [19] - PPL Center, Allentown, Pa.
- [20] - Crossroads Classic (Bankers Life Fieldhouse, Indianapolis, Ind.)
- [21] - Big Four Classic (Wells Fargo Arena, Des Moines, Iowa)
- [22] - Diamond Head Classic (Stan Sheriff Center, Honolulu, Hawaii)

MARCH

1 Michigan State at Wisconsin	3 p.m.
Purdue at Ohio State	3/6:30 p.m.
3 Iowa at Indiana	6 p.m.
Maryland at Rutgers	6 p.m.
Michigan at Northwestern	8 p.m.
4 Ohio State at Penn State	5 p.m.
Purdue at Michigan State	7 p.m.
Nebraska at Illinois	9 p.m.
5 Wisconsin at Minnesota	8 p.m.
7 Rutgers at Michigan	11 a.m./1:15 p.m.
Northwestern at Iowa	11 a.m./1:15 p.m.
Illinois at Purdue	3:30 p.m.
Michigan State at Indiana	TBD
8 Wisconsin at Ohio State	TBD
Maryland at Nebraska	TBD
Penn State at Minnesota	TBD



2015 NCAA TOURNAMENT



2015 NCAA TOURNAMENT

68-Team Field Announcement
Sunday, March 15, 2015

First Four

Tuesday-Wednesday, March 17-18, 2015
Site (host): Dayton, Ohio:
University of Dayton Arena (University of Dayton)

Second/Third Rounds

Thursday and Saturday, March 19 and 21, 2015
Site (host): Jacksonville, Fla.: Jacksonville Veterans Memorial Arena (Jacksonville University)
Site (host): Louisville, Ky.: KFC Yum! Center (University of Louisville)
Site (host): Pittsburgh, Pa.: Consol Energy Center (Duquesne University)
Site (host): Portland, Ore.: Moda Center (University of Oregon)

Friday and Sunday, March 20 and 22, 2015

Site (host): Charlotte, N.C.: Time Warner Cable Arena (UNC Charlotte)
Site (host): Columbus, Ohio: Nationwide Arena (Ohio State University)
Site (host): Omaha, Neb.: CenturyLink Center Omaha (Creighton University)
Site (host): Seattle, Wash.: KeyArena (Washington)

NCAA Regionals (Midwest/West)

Thursday and Sunday, March 26 and 28, 2015
Site (host): Cleveland, Ohio: Quicken Loans Arena (Mid-American Conference)
Site (host): Los Angeles, Calif.: Staples Center (Host: Pepperdine University)

NCAA Regionals (East/South)

Friday and Sunday, March 27 and 29, 2015
Site (host): Syracuse, N.Y.: Carrier Dome (Syracuse University)
Site (host): Houston, Texas: NRG Stadium (Rice University & University of Houston)

Final Four

Saturday and Monday, April 4 and 6, 2015
Tentative Tip-off times are 5:07 p.m. and 8:18 p.m. Central Time
Site (host): Indianapolis, Ind.; Lucas Oil Stadium (Butler University, IUPUI, Horizon League)

Future Final Four Sites

April 2 & 4, 2016 at Reliant Stadium in Houston, Texas



NON-CONFERENCE OPPONENTS

NORTHERN KENTUCKY NOV. 16 | 1 P.M. | BTN PLUS

General Info
 Location Highland Heights, Ky.
 Founded 1968
 Enrollment 15,200
 Nickname Norse
 Colors Black, Gold and White
 President Geoff Mearns, J.D.
 Athletics Director Ken Bothoff
 Conference Atlantic Sun
 Arena The Bank of Kentucky Center (9,400)
 Website NKUNORSE.com
 MBB Twitter @nkumenshoops

Team Information
 2013-14 Record 9-21 (5-13, t-8th)
 Lettermen R/L 13/1
 Starters R/L 5/0

Series Information
 Overall First Meeting
 In Lincoln First Meeting
 Last Meeting N/A

Head Coach
 Head Coach (Year) Dave Bezold (Viterbo, 1990)
 Record at School 181-116 (10 seasons)
 Overall Record Same

Media Relations
 Basketball Contact Bryan McEldowney
 Office/Cell (859) 572-5470/(937) 478-5027
 Email mcelandweb1@nku.edu
 Press Row Phone TBA

OMAHA NOV. 25 | 7 P.M. | ESPN3/WATCHESPN APP

General Info
 Location Omaha, Neb.
 Founded 1908
 Enrollment 15,227
 Nickname Mavericks
 Colors Crimson and Black
 Chancellor Dr. John Christensen
 Athletics Director Trev Alberts
 Conference The Summit League
 Arena Ralston Arena (3,500)
 Website OMavs.com
 MBB Twitter @UNO_Basketball

Team Information
 2013-14 Record 17-15 (5-9, 6th)
 Lettermen R/L 4/7
 Starters R/L 3/2

Series Information
 Overall Nebraska leads, 3-0
 In Lincoln Nebraska leads, 3-0
 Last Meeting NU 75, Neb.-Omaha 62 (11/18/2012)

Head Coach
 Head Coach (Year) ..Derrin Hansen (Nebraska Wesleyan, 1991)
 Record at School 149-121 (Nine seasons)
 Overall Record Same

Media Relations
 Basketball Contact Bonnie Ryan
 Office/Cell (402) 554-3267/(402) 679-2912
 Email bryan@unomaha.edu
 Press Row Phone (402) 934-6235

CENTRAL ARKANSAS NOV. 18 | 7 P.M. | ESPN3/WATCHESPN APP

General Info
 Location Conway, Ark.
 Founded 1907
 Enrollment 11,900
 Nickname Bears
 Colors Purple & Gray
 President Tom Courtway
 Athletics Director Dr. Brad Teague
 Conference Southland
 Arena Farris Center (5,000)
 Website ucasports.com
 MBB Twitter @ucasports

Team Information
 2013-14 Record 8-21 (5-11, 11th)
 Lettermen R/L 1/11
 Starters R/L 0/5

Series Information
 Overall First Meeting
 In Lincoln First Meeting
 Last Meeting N/A

Head Coach
 Head Coach (Year) Russ Pennell (UCLA, 1994)
 Record at School 0-0 (First season)
 Overall Record 112-73 (Six seasons)

Media Relations
 Basketball Contact Steve East
 Office/Cell (501) 450-743/(501) 339-8215
 Email seast@uca.edu
 Press Row Phone (501) 852-2673

TENNESSEE-MARTIN NOV. 28 | 7 P.M. | ESPN3/WATCHESPN APP

General Info
 Location Martin, Tenn.
 Founded 1900
 Enrollment 7,423
 Nickname Skyhawks
 Colors Navy Blue and Orange
 Chancellor Dr. Thomas A. Rakes
 Athletics Director Julio Freire
 Conference Ohio Valley
 Arena Kathleen and Tom Elam Center (5,000)
 Website utmsports.com
 MBB Twitter @SkyhawkHoops

Team Information
 2013-14 Record 8-23 (3-13, 6th-West)
 Lettermen R/L 7/8
 Starters R/L 2/3

Series Information
 Overall First Meeting
 In Lincoln First Meeting
 Last Meeting N/A

Head Coach
 Head Coach (Year) ..Heath Schroyer (Armstrong Atlantic St., 1995)
 Record at School 0-0 (First season)
 Overall Record 84-115 (Seven seasons)

Media Relations
 Basketball Contact Ryne Rickman
 Office/Cell (731) 881-7632/(270) 703-2601
 Email rrickman@utm.edu
 Press Row Phone (731) 881-7694

RHODE ISLAND NOV. 22 | 6 P.M. | TBA

General Info
 Location Kingston, R.I.
 Founded 1892
 Enrollment 16,392
 Nickname Rams
 Colors Keaney Blue, Dark Blue, White
 President Dr. David M. Dooley
 Athletics Director Thorr Bjorn
 Conference Atlantic-10
 Arena Thomas M. Ryan Center (7,657)
 Website GoRhody.com
 MBB Twitter @RhodyMBB

Team Information
 2013-14 Record 14-18 (5-11, 11th)
 Lettermen R/L 10/3
 Starters R/L 2/3

Series Information
 Overall Nebraska leads, 1-0
 In Lincoln Nebraska leads, 1-0
 Last Meeting NU 83, Rhode Island 63 (11/20/2011)

Head Coach
 Head Coach (Year) Dan Hurley (Seton Hall, 1996)
 Record at School 22-39 (Two seasons)
 Overall Record 60-62 (Four seasons)

Media Relations
 Basketball Contact Mike Laprey
 Office/Cell (401) 874-2401/(401) 874-5354
 Email mlaprey@uri.edu
 Press Row Phone (401) 874-5359

FLORIDA STATE DEC. 1 | 6 P.M. | ESPN2

General Info
 Location Tallahassee, Fla.
 Founded 1851
 Enrollment 41,477
 Nickname Seminoles
 Colors Garnet and Gold
 Interim President Dr. Garnett S. Stokes
 Athletics Director Stan Wilcox
 Conference Atlantic Coast
 Arena Donald L. Tucker Center (12,100)
 Website seminole.com
 MBB Twitter cwals@fsu.edu

Team Information
 2013-14 Record 22-14 (9-9, t-7th)
 Lettermen R/L 7/5
 Starters R/L 4/1

Series Information
 Overall Florida State leads 1-0
 In Lincoln N/A
 Last Meeting Florida State 74, NU 60 (12/31/2005)

Head Coach
 Head Coach (Year) Leonard Hamilton (UT-Martin, 1971)
 Record at School 219-156 (12 seasons)
 Overall Record 419-366 (26 seasons)

Media Relations
 Basketball Contact Chuck Walsh
 Office/Cell (850) 644-1077/(850) 694-2540
 Email cwals@fsu.edu
 Press Row Phone (850) 224-2098

NON-CONFERENCE OPPONENTS

CREIGHTON DEC. 7 | 6 P.M. | BTN

General Info
 Location Omaha, Neb.
 Founded 1878
 Enrollment 7,736
 Nickname Bluejays
 Colors Blue and White
 President Timothy R. Lannon, S.J.
 Athletics Director Bruce Rasmussen
 Conference Big East
 Arena CenturyLink Center Omaha (17,390)
 Website Gocreighton.com
 MBB Twitter @BluejayMBB

Team Information
 2013-14 Record 27-8 (14-4, 2nd)
 Lettermen R/L 11/9
 Starters R/L 1/4

Series Information
 Overall Nebraska leads, 25-22
 In Lincoln Nebraska leads, 16-7
 Last Meeting Creighton 82, Nebraska 67 (12/8/2013)

Head Coach
 Head Coach (Year) ..Greg McDermott (Northern Iowa, 1988)
 Record at School 107-38 (Four seasons)
 Overall Record 387-233 (20 seasons)

Media Relations
 Basketball Contact Rob Anderson
 Office/Cell (402) 280-5544/(402) 660-5854
 Email randerson@creighton.edu
 Press Row Phone (402) 599-6640

HAWAII DEC. 22 | 11:59 P.M. | ESPNU/WATCHESPN APP

General Info
 Location Honolulu, Hawai'i
 Founded 1907
 Enrollment 20,000
 Nickname Rainbow Warriors
 Colors Green, Black, Silver & White
 President David Lassner
 Athletics Director Ben Jay
 Conference Big West
 Arena Stan Sheriff Center (10,300)
 Website HawaiiAthletics.com
 MBB Twitter @HawaiiMBB

Team Information
 2013-14 Record 20-11 (9-7, 4th)
 Lettermen R/L 8/6
 Starters R/L 2/3

Series Information
 Overall Hawaii leads, 6-2
 In Lincoln N/A
 Last Meeting Hawaii 81, NU 72 (12/22/2006)

Head Coach
 Head Coach (Year) Gib Arnold (BYU, '94)
 Record at School 72-55 (Four seasons)
 Overall Record Same

Media Relations
 Basketball Contact Neal Iwamoto
 Office/Cell (808) 956-9748/(808) 375-6819
 Email niwamoto@hawaii.edu
 Press Row Phone (808) 956-9408

INCARNATE WORD NOV. 28 | 7 P.M. | ESPN3/WATCHESPN APP

General Info
 Location San Antonio, Texas
 Founded 1881
 Enrollment 9,597
 Nickname Cardinals
 Colors Red, Black and White
 President Dr. Louis J. Agnese, Jr
 Athletics Director Mark Papich
 Conference Southland
 Arena McDermott Convocation Center (2,000)
 Website uiwcardinals.com
 MBB Twitter @uiwcardinals

Team Information
 2013-14 Record 21-6 (9-5, 5th)
 Lettermen R/L 7/2
 Starters R/L 3/2

Series Information
 Overall First Meeting
 In Lincoln First Meeting
 Last Meeting N/A

Head Coach
 Head Coach (Year) Ken Burmeister (St. Mary's, 1970)
 Record at School 148-76 (Eight seasons)
 Overall Record 276-200 (17 seasons)

Media Relations
 Basketball Contact Shane Meling
 Office/Cell (210) 805-3071/(903) 399-0455
 Email meling@uiwtx.edu
 Press Row Phone (903) 399-0455

WICHITA STATE (POSSIBLE OPPONENT) DEC. 23 | TBA | ESPN2/ESPNU

General Info
 Location Wichita, Kan.
 Founded 1895
 Enrollment 14,550
 Nickname Shockers
 Colors Black and Gold
 President Dr. John Bardo
 Athletics Director Eric Sexton
 Conference Missouri Valley
 Arena Charles Koch Arena (10,506)
 Website goshockers.com
 MBB Twitter @WichitaStateMBB

Team Information
 2013-14 Record 35-1 (18-0, 1st)
 Lettermen R/L 7/5
 Starters R/L 3/2

Series Information
 Overall Series tied, 6-6
 In Lincoln Nebraska leads, 3-2
 Last Meeting Wichita State 76, Nebraska 49 (3/16/2011)

Head Coach
 Head Coach (Year) Gregg Marshall (Randolph-Macon, 1985)
 Record at School 174-71 (Seven years)
 Overall Record 368-154 (15 seasons)

Media Relations
 Basketball Contact Bryan Holmgren
 Office/Cell (316) 978-5535/(316) 841-6206
 Email bholmgren@goshockers.com
 Press Row Phone (316) 978-3299

CINCINNATI DEC. 13 | 8 P.M. | BTN

General Info
 Location Cincinnati, Ohio
 Founded 1819
 Enrollment 42,656
 Nickname Bearcats
 Colors Red and Black
 President Dr. Santa J. Ono
 Athletics Director Mike Bohn
 Conference American Athletic
 Arena Fifth Third Arena (13,176)
 Website GoBEARCATS.com
 MBB Twitter @GoBEARCATS

Team Information
 2013-14 Record 27-7 (15-3, t-1st)
 Lettermen R/L 6/6
 Starters R/L 2/3

Series Information
 Overall Cincinnati leads, 4-0
 In Lincoln First Meeting
 Last Meeting Cincinnati 74, NU 59 (12/28/2013)

Head Coach
 Head Coach (Year) Mick Cronin (Cincinnati, 1997)
 Record at School 162-107 (Eight seasons)
 Overall Record 231-131 (11 seasons)

Media Relations
 Basketball Contact Andre Foushee
 Office/Cell (513) 556-5191/(859) 797-7871
 Email Andre.Foushee@uc.edu
 Press Row Phone (513) 556-3800

LOYOLA MARYMOUNT (POSSIBLE OPPONENT) DEC. 23 | TBA | ESPN2/ESPNU

General Info
 Location Los Angeles, Calif.
 Founded 1911
 Enrollment 5,962
 Nickname Lions
 Colors Crimson, Navy, Gray, Marymount Blue
 President David Burcham
 Athletics Director Dr. William Husak
 Conference West Coast
 Arena Gersten Pavilion (1981)
 Website @LMULions
 MBB Twitter LMULions.com

Team Information
 2013-14 Record 13-19 (4-14, 10th)
 Lettermen R/L 7/3
 Starters R/L 1/4

Series Information
 Overall Nebraska leads, 1-0
 In Lincoln N/A
 Last Meeting NU 67, Loyola Marymount 66 (12/12/1980)

Head Coach
 Head Coach (Year) Mike Dunlap (Loyola Marymount, '80)
 Record at School 0-0 (First season)
 Overall Record 328-105 (14 seasons)

Media Relations
 Basketball Contact John Shaffer
 Office/Cell (310) 338-7643/(310) 864-2626
 Email jshaffer@lmu.edu
 Press Row Phone (310) 258-8733

NON-CONFERENCE OPPONENTS

COLORADO (POSSIBLE OPPONENT)

DEC. 25 | TBA | ESPN2/ESPNU/ESPN3

General Info

Location..... Boulder, Colo.
 Founded1876
 Enrollment.....29,325
 Nickname.....Buffaloes
 Colors Silver, Black, Gold
 Chancellor Phil DiStefano
 Athletics Director.....Rick George
 Conference Pac-12
 Arena Coors Events Center (11,064)
 Website CUBuffs.com
 MBB Twitter.....@CUBuffsMBB

Team Information

2013-14 Record23-12 (10-8, 4th)
 Lettermen R/L 5/0
 Starters R/L..... 13/3

Series Information

Overall Nebraska leads, 77-71
 In Lincoln Nebraska leads, 51-15
 Last Meeting Colorado 67, NU 57 (3/5/2011)

Head Coach

Head Coach (Year) Tad Boyle (Kansas, '85)
 Record at School..... 92-50 (Four seasons)
 Overall Record 148-116 (Eight seasons)

Media Relations

Basketball Contact..... Andrew R. Green
 Office/Cell..... (303) 492-3812/(720) 470-9780
 Email.....andrew.green@colorado.edu
 Press Row Phone (303) 492-1552

OHIO (POSSIBLE OPPONENT)

DEC. 25 | TBA | ESPN2/ESPNU/ESPN3

General Info

Location..... Athens, Ohio
 Founded1804
 Enrollment.....35,000
 Nickname.....Bobcats
 Colors Hunter Green and White
 PresidentDr. Roderick J. McDavis
 Athletics Director..... Jim Schaus
 ConferenceMid-American
 Arena Convocation Center (13,080)
 Website Ohiobobcats.com
 MBB Twitter.....@Ohiomensball

Team Information

2013-14 Record25-12 (11-7, 5th)
 Lettermen R/L 2/3
 Starters R/L..... 8/5

Series Information

Overall Nebraska leads, 3-0
 In Lincoln Nebraska leads, 3-0
 Last Meeting NU 94, Ohio 68 (12/3/1993)

Head Coach

Head Coach (Year) Saul Phillips (Wisconsin-Platteville '96)
 Record at School..... 0-0 (First season)
 Overall Record 134-84 (Seven seasons)

Media Relations

Basketball Contact.....Mike Ashcraft
 Office/Cell..... (740) 593-1299/(330) 842-3858
 Email.....ashcraft@ohio.edu
 Press Row Phone (740) 593-0526

DEPAUL (POSSIBLE OPPONENT)

DEC. 25 | TBA | ESPN2/ESPNU/ESPN3

General Info

Location..... Chicago, Ill.
 Founded1898
 Enrollment.....16,420
 Nickname..... Blue Demons
 Colors Royal Blue and Scarlet
 President Rev. Dennis H. Holtschneider, C.M.
 Athletics Director..... Jean Lenti Ponsetto
 Conference Big East
 Arena Allstate Arena (18,500)
 Website depaulbluedemons.com
 MBB Twitter.....@DePaulAthletics

Team Information

2013-14 Record12-21 (3-15, 10th)
 Lettermen R/L 7/4
 Starters R/L..... 2/3

Series Information

Overall DePaul leads, 4-1
 In Lincoln Depaul leads, 2-0
 Last Meeting DePaul 68, NU 58 (3/28/1983)

Head Coach

Head Coach (Year)Oliver Purnell (Old Dominion,'75)
 Record at School..... 42-85 (Four seasons)
 Overall Record436-364 (26 seasons)

Media Relations

Basketball Contact.....Greg Greenwell
 Office/Cell.....(773) 325-7546/(773) 343-3722
 Email.....ggreenwe@depaul.edu
 Press Row Phone (847) 296-6999

GEORGE WASHINGTON (POSSIBLE OPPONENT)

DEC. 25 | TBA | ESPN2/ESPNU/ESPN3

General Info

Location..... Washington, D.C.
 Founded1821
 Enrollment.....25,000
 Nickname..... Colonials
 Colors Buff & Blue
 PresidentSteven Knapp
 Athletics Director.....Patrick Nero
 Conference Atlantic 10
 Arena Charles E. Smith Center (4,338)
 Website GWsports.com
 MBB Twitter..... @GW_MBB

Team Information

2013-14 Record24-9 (11-5, 3rd)
 Lettermen R/L 6/6
 Starters R/L..... 3/2

Series Information

OverallGeorge Washington leads, 1-0
 In Lincoln N/A
 Last Meeting.....George Washington 41, NU 22 (1/2/1937)

Head Coach

Head Coach (Year)Mike Lonergan (Catholic, '88)
 Record at School..... 47-47 (Three seasons)
 Overall Record424-203 (21 seasons)

Media Relations

Basketball Contact.....Jesse Hooker
 Office/Cell.....(202) 994-8604/(202)251-3786
 Email.....jhooker@gwu.edu
 Press Row Phone (202) 994-1776

HAWAIIAN AIRLINES DIAMOND HEAD CLASSIC



STAN SHERIFF CENTER

Monday, Dec. 22

1:30 p.m.	Ohio vs. George Washington	ESPNU
3:30 p.m.	DePaul vs. Colorado	ESPNU
10 p.m.	Loyola Marymount vs. Wichita State	ESPNU
11:59 p.m.	Nebraska vs. Hawaii	ESPNU

Tuesday, Dec. 23

1:30 p.m.	Consolation #1	ESPNU
3:30 p.m.	Semifinal #1	ESPN
8 p.m.	Semifinal #2	ESPN2
10:30 p.m.	Consolation #2	ESPNU

Tuesday, Dec. 25

12:30 or 3 p.m.	7th-place Game	ESPNU or ESPN3
12:30 or 3 p.m.	5th-place Game	ESPNU or ESPN3
5:30 p.m.	3rd-place Game	ESPN2
7:30 p.m.	Championship Game	ESPN2

BIG TEN OPPONENTS

INDIANA

LINCOLN, NEB. | DEC. 31 | TBA | BTN

General Info

Location Bloomington, Ind.
 Founded 1820
 Enrollment 42,731
 Nickname Hoosiers
 Colors Cream and Crimson
 President Michael A. McRobbie
 Athletics Director Fred Glass
 Conference Big Ten
 Arena Assembly Hall (17,357)
 Website IUhoosiers.com
 MBB Twitter @IndianaMBB

Team Information

2013-14 Record 17-15 (7-11, t-8th)
 Postseason Finish None
 Lettermen R/L 7/9
 Starters R/L 2/3

Series Information

Overall Indiana leads, 9-4
 In Lincoln Series tied, 3-3
 In Bloomington Indiana leads 5-1
 Since Joining Big Ten Nebraska leads, 3-1
 Big Ten Regular Season Nebraska leads, 3-1
 Big Ten Tournament Never Met
 Last Meeting Nebraska 70, Indiana 60 (3/5/2014)

Head Coach

Head Coach (Year) Tom Crean (Central Michigan, 1989)
 Record at School 101-97 (Six Seasons)
 Overall Record 291-193 (15 Seasons)

Media Relations

Basketball Contact J.D. Campbell
 Office/Cell (812) 856-0146/(812) 322-1437
 Email jc56@indiana.edu
 Press Row Phone (812) 855-2754

2014-15 Roster

No.	Name	Pos.	Ht.	Wt.	Yr.	Hometown
1	James Blackmon Jr.	G	6-4	190	Fr.	Fort Wayne, Ind.
2	Nick Zeisloft	G	6-4	205	Jr.	La Grange, Ill.
3	Max Hoetzel	F	6-8	220	Fr.	Calabasas, Calif.
4	Robert Johnson	G	6-3	195	Fr.	Richmond, Va.
5	Troy Williams	F	6-7	206	So.	Hampton, Va.
10	Ryan Burton	F	6-7	210	Jr.	Bedford, Ind.
11	Kevin Yogi Ferrell	G	6-0	178	Jr.	Indianapolis, Ind.
12	Hanner Mosquera-Perea	F	6-9	225	Jr.	Istmina, Colombia
15	Devin Davis	F	6-7	221	So.	Indianapolis, Ind.
22	Stanford Robinson	G	6-4	193	So.	Landover, Md.
23	Nate Ritchie	F	6-7	215	Fr.	Middlebury, Ind.
25	Emmitt Holt	F	6-7	215	Fr.	Webster, N.Y.
30	Collin Hartman	F	6-6	210	So.	Indianapolis, Ind.
35	Tim Priller	F	6-9	220	Fr.	North Richland Hills, Texas
44	Jeremiah April	C	6-11	240	Fr.	Joliet, Ill.

IOWA

IOWA CITY, IOWA | JAN. 5 | 8 P.M. | BTN
 LINCOLN, NEB. | FEB. 22 | TBA | CBS OR BTN

General Info

Location Iowa City, Iowa
 Founded 1847
 Enrollment 31,065
 Nickname Hawkeyes
 Colors Gold and Black
 President Sally Mason
 Athletics Director Gary Barta
 Conference Big Ten
 Arena Carver-Hawkeye Arena (15,500)
 Website hawkeyesports.com
 MBB Twitter @IowaHoops

Team Information

2013-14 Record 20-13 (9-9, 6th)
 Postseason Finish NCAA First Round
 Lettermen R/L 10/5
 Starters R/L 3/2

Series Information

Overall Iowa leads, 15-9
 In Lincoln Nebraska leads, 7-4
 In Iowa City Iowa leads, 10-2
 Since Joining Big Ten Iowa leads, 3-2
 Big Ten Regular Season Iowa leads, 3-2
 Big Ten Tournament Never Met
 Last Meeting Iowa 67, Nebraska 57 (12/31/2013)

Head Coach

Head Coach (Year) Fran McCaffery (Pennsylvania, 1982)
 Record at School 74-63 (Four seasons)
 Overall Record 325-240 (18 seasons)

Media Relations

Basketball Contact Matthew Weitzel
 Office/Cell (319) 335-6590/(319) 430-8176
 Email matthew.weitzel@uiowa.edu
 Press Row Phone (319) 335-7284

2014-15 Roster

No.	Name	Pos.	Ht.	Wt.	Yr.	Hometown
0	Gabriel Olaseni	C	6-10	237	Sr.	London, England
2	Josh Oglesby	G	6-5	200	Sr.	Cedar Rapids, Iowa
3	Peter Jok	G	6-6	200	So.	West Des Moines, Iowa
5	Anthony Clemmons	G	6-2	195	Jr.	Lansing, Mich.
10	Mike Gesell	G	6-2	190	Jr.	South Sioux City, Neb.
11	Trey Dickerson	G	6-0	170	So.	Queens, N.Y.
13	Kyle Denning	G	6-1	165	Sr.	Cedar Falls, Iowa
20	Jarrod Uthoff	F	6-9	210	Jr.	Cedar Rapids, Iowa
23	Okey Ukah	F	6-7	220	Sr.	Iowa City, Iowa
24	Brady Ellingson	G	6-4	188	Fr.	Sussex, Wis.
25	Dom Uhl	F	6-8	195	Fr.	Frankfurt, Germany
30	Aaron White	F	6-9	228	Sr.	Strongsville, Ohio
34	Adam Woodbury	C	7-1	245	Jr.	Sioux City, Iowa
51	Nicholas Baer	F	6-7	187	Fr.	Bettendorf, Iowa

BIG TEN OPPONENTS

RUTGERS

LINCOLN, NEB. | JAN. 8 | 8 P.M. | ESPNU

General Info

Location New Brunswick, N.J.
 Founded 1766
 Enrollment 65,000
 Nickname Scarlet Knights
 Color Scarlet
 President Robert Barchi
 Athletics Director Julie Hermann
 Conference Big Ten
 Arena Rutgers Athletic Center (8,000)
 Website scarletknights.com
 MBB Twitter @RutgersMBB

Team Information

2013-14 Record 12-21 (5-13, 7th American Athletic)
 Postseason Finish None
 Lettermen R/L 8/5
 Starters R/L 3/2

Series Information

Overall Rutgers leads, 2-1
 In Lincoln Nebraska leads, 1-0
 In New Brunswick Rutgers leads, 1-0
 Since Joining Big Ten N/A
 Big Ten Regular Season N/A
 Big Ten Tournament N/A
 Last Meeting Nebraska 63, Rutgers 51 (12/9/2007)

Head Coach

Head Coach Eddie Jordan
 Record at School 12-21 (One season)
 Overall Record Same

Media Relations

Basketball Contact Kevin Lorincz
 Office/Cell (732) 445-4200 / (732) 801-4067
 Email klorincz@scarletknights.com
 Press Row Phone (732) 445-7894

2014-15 Roster

No.	Name	Pos.	Ht.	Wt.	Yr.	Hometown
0	Malick Kone	G/F	6-5	200	Sr.	Conakry, Guinea
2	Bishop Daniels	G	6-3	185	Jr.	Raleigh, N.C.
3	Kerwin Okoro	G/F	6-5	215	Jr.	Bronx, N.Y.
4	Myles Mack	G	5-10	175	Sr.	Paterson, N.J.
5	Mike Williams	G	6-2	190	Fr.	Brooklyn, N.Y.
10	Junior Etou	F	6-7	230	So.	Republic of Congo
11	Kadeem Jack	F/C	6-9	235	Sr.	Rice / Queens, N.Y.
13	Ryan Johnson	G/F	6-6	190	Fr.	Greensboro, N.C.
15	Jake Dadika	G	5-11	160	Fr.	Milltown, N.J.
21	Stephen Zurich	F	6-5	205	Jr.	Montvale, N.J.
22	D.J. Foreman	F	6-8	230	Fr.	Spring Valley, N.Y.
23	Jalen Hyde	G	5-8	165	Jr.	Somerset, N.J.
32	Ibrahima Diallo	F/C	6-10	240	Fr.	Dakar, Senegal
33	Khalil Batie	G	5-10	165	So.	Willingboro, N.J.
35	Greg Lewis	F/C	6-9	245	Jr.	Baltimore, Md.
40	Shaquille Doorson	C	6-11	275	Fr.	The Netherlands

ILLINOIS

LINCOLN, NEB. | JAN. 11 | 7:30 P.M. | BTN
 CHAMPAIGN, ILL. | MARCH 4 | 9 P.M. | BTN

General Info

Location Urbana-Champaign, Ill.
 Founded 1867
 Enrollment 44,942
 Nickname Fighting Illini
 Colors Orange and Blue
 President Robert A. Easter
 Athletics Director Mike Thomas
 Conference Big Ten
 Arena State Farm Center (16,618)
 Website FightingIllini.com
 MBB Twitter @IlliniHoops

Team Information

2013-14 Record 20-15 (7-11, t-8th)
 Postseason Finish NIT Second Round
 Lettermen R/L 8/3
 Starters R/L 4/1

Series Information

Overall Illinois leads, 11-4
 In Lincoln Illinois leads, 3-2
 In Champaign-Urbana Illinois leads, 8-1
 Since Joining Big Ten Illinois leads, 4-2
 Big Ten Regular Season Illinois leads, 4-2
 Big Ten Tournament Never Met
 Last Meeting Illinois 60, Nebraska 49 (2/26/2014)

Head Coach

Head Coach (Year) John Groce (Taylor, 1994)
 Record at School 43-28 (Two seasons)
 Overall Record 128-84 (Six season)

Media Relations

Basketball Contact Derrick Burson
 Office/Cell (217) 333-0933 / (217) 766-7315
 Email burson@illinois.edu
 Press Row Phone (217) 333-1227

2014-15 Roster

No.	Name	Pos.	Ht.	Wt.	Yr.	Hometown
1	Jaylon Tate	G	6-3	170	So.	Chicago, Ill.
3	Ahmad Starks	G	5-9	170	Sr.	Chicago, Ill.
10	Mike LaTulip	G	6-1	170	Jr.	Arlington Heights, Ill.
11	Aaron Cosby	G	6-3	200	Jr.	Louisville, Ky.
12	Leron Black	F	6-7	220	Fr.	Memphis, Tenn.
13	Tracy Abrams	G	6-2	185	Sr.	Chicago, Ill.
21	Malcolm Hill	G	6-6	230	So.	Belleville, Ill.
22	Maverick Morgan	C	6-10	250	So.	Springboro, Ohio
24	Rayvonte Rice	G	6-4	230	Sr.	Champaign, Ill.
25	Kendrick Nunn	G	6-3	190	So.	Chicago, Ill.
31	Austin Colbert	F	6-9	210	So.	Chesapeake, Va.
32	Nnanna Ekwu	F/C	6-11	250	Sr.	Chicago, Ill.
43	Michael Finke	F	6-10	220	Fr.	Champaign, Ill.
44	Alex Austin	G	6-4	185	Jr.	Chicago, Ill.
45	Cameron Liss	F	6-6	200	Fr.	Northbrook, Ill.

BIG TEN OPPONENTS

WISCONSIN

MADISON, WIS. | JAN. 15 | 8 P.M. | ESPN/ESPN2
 LINCOLN, NEB. | FEB. 10 | 8 P.M. | ESPN

General Info

Location..... Madison, Wis.
 Founded..... 1848
 Enrollment..... 42,041
 Nickname..... Badgers
 Colors..... Cardinal and White
 Chancellor..... Rebecca Blank
 Athletics Director..... Barry Alvarez
 Conference..... Big Ten
 Arena..... Kohl Center (17,249)
 Website..... UWBadgers.com
 MBB Twitter..... @BadgerMBB

Team Information

2013-14 Record..... 30-8 (12-6, t-2nd)
 Postseason Finish..... NCAA Final Four
 Lettermen R/L..... 11/3
 Starters R/L..... 4/1

Series Information

Overall..... Nebraska leads, 11-10
 In Lincoln..... Nebraska leads, 6-3
 In Madison..... Wisconsin leads, 6-4
 Since Joining Big Ten..... Wisconsin leads, 4-1
 Big Ten Regular Season..... Wisconsin leads, 4-1
 Big Ten Tournament..... Never met
 Last Meeting..... Nebraska 77, Wisconsin 68 (3/9/14)

Head Coach

Head Coach (Year)..... Bo Ryan (Wilkes University, '69)
 Record at School..... 321-121 (13 seasons)
 Overall Record..... 704-224 (30 seasons)

Media Relations

Basketball Contact..... Patrick Herb
 Office/Cell..... (608) 890-2477 / (608) 957-2085
 Email..... PAH@athletics.wisc.edu
 Press Row Phone..... (608) 265-4333

2014-15 Roster

No.	Name	Pos.	Ht.	Wt.	Yr.	Hometown
2	Jordan Smith	G	6-3	180	Jr.	Orono, Minn.
3	Zak Showalter	G	6-2	185	So.	Germantown, Wis.
4	Matt Ferris	G	6-6	195	Fr.	Appleton, Wis.
5	Aaron Moesch	F	6-8	215	RFr.	Green Bay, Wis.
10	Nigel Hayes	F	6-8	235	So.	Toledo, Ohio
11	Jordan Hill	G	6-3	175	So.	Pasadena, Calif.
12	Traevon Jackson	G	6-3	207	Sr.	Westerville, Ohio
13	Duje Dukan	F	6-10	218	Sr.	Deerfield, Ill.
15	Sam Dekker	F	6-9	230	Jr.	Sheboygan, Wis.
20	T.J. Schlundt	G	6-5	182	Fr.	Oconomowoc, Wis.
21	Josh Gasser	G	6-4	192	Sr.	Port Washington, Wis.
22	Ethan Happ	F	6-9	230	Fr.	Taylor Ridge, Ill.
24	Bronson Koenig	G	6-4	190	So.	La Crosse, Wis.
30	Vitto Brown	F	6-8	237	So.	Bowling Green, Ohio
35	Riley Dearing	G	6-5	182	RFr.	Minnetonka, Minn.
44	Frank Kaminsky	F	7-0	242	Sr.	Lisle, Ill.

MINNESOTA

LINCOLN, NEB. | JAN. 20 | 7:30 P.M. | BTN
 MINNEAPOLIS, MINN. | JAN. 31 | 5 P.M. | BTN

General Info

Location..... Minneapolis, Minn.
 Founded..... 1851
 Enrollment..... 52,557
 Nickname..... Golden Gophers
 Colors..... Maroon and Gold
 President..... Dr. Eric Kaler
 Athletics Director..... Norwood Teague
 Conference..... Big Ten
 Arena..... Williams Arena (14,625)
 Website..... gophersports.com
 MBB Twitter..... @GopherMBB

Team Information

2013-14 Record..... 25-13 (8-10, 7th)
 Postseason Finish..... NIT Champions
 Lettermen R/L..... 8/4
 Starters R/L..... 4/1

Series Information

Overall..... Minnesota leads, 52-17
 In Lincoln..... Minnesota leads, 11-10
 In Minneapolis..... Minnesota leads, 37-8
 Since Joining Big Ten..... Minnesota leads, 3-2
 Big Ten Regular Season..... Minnesota leads, 3-2
 Big Ten Tournament..... Never met
 Last Meeting..... Nebraska 82, Minnesota 78 (1/26/2014)

Head Coach

Head Coach (Year)..... Richard Pitino (Providence College, 2005)
 Record at School..... 25-13 (One season)
 Overall Record..... 43-27 (Two seasons)

Media Relations

Basketball Contact..... Dan Reisig
 Office/Cell..... (612) 625-4389 / (612) 419-6142
 Email..... dbreisig@umn.edu
 Press Row Phone..... (612) 626-1308

2014-15 Roster

No.	Name	Pos.	Ht.	Wt.	Yr.	Hometown
1	Andre Hollins	G	6-2	195	Sr.	Memphis, Tenn.
2	Nate Mason	G	6-1	180	Fr.	Decatur, Ga.
3	Zach Lofton	G	6-4	200	Jr.	St. Paul, Minn.
4	Deandre Mathieu	G	5-9	165	Sr.	Knoxville, Tenn.
5	Daquein McNeil	G	6-3	195	So.	Baltimore, Md.
11	Carlos Morris	G	6-5	180	Jr.	Apalachicola, Fla.
12	Kendal Shell	G	6-0	185	Sr.	St. Louis, Mo.
13	Josh Martin	F	6-8	225	Fr.	Bothell, Wash.
15	Maurice Walker	F	6-10	250	Sr.	Scarborough, Ontario
21	Bakary Konate	C	6-11	230	Fr.	Bamako, Mali
23	Charles Buggs	F	6-9	210	So.	Arlington, Texas
24	Joey King	F	6-9	225	Jr.	Eagan, Minn.
55	Elliott Eliason	C	6-11	240	Sr.	Chadron, Neb.

BIG TEN OPPONENTS

MICHIGAN STATE

LINCOLN, NEB. | JAN. 25 | 3/6 P.M. | ESPN/ESPN2

General Info

Location East Lansing, Mich.
 Founded 1855
 Enrollment 49,300
 Nickname Spartans
 Colors Green and White
 President Dr. Lou Anna K. Simon
 Athletics Director Mark Hollis
 Conference Big Ten
 Arena Breslin Center (14,797)
 Website msuspartans.com
 MBB Twitter @MSU_Basketball

Team Information

2013-14 Record 29-9 (12-6, t-2nd)
 Postseason Finish NCAA Elite Eight
 Lettermen R/L 9/7
 Starters R/L 2/3

Series Information

Overall Michigan State leads, 12-7
 In Lincoln Nebraska leads, 5-4
 In East Lansing Michigan State leads, 6-2
 Since Joining Big Ten Michigan State leads, 4-1
 Big Ten Regular Season Michigan State leads, 4-1
 Big Ten Tournament Never Met
 Last Meeting Nebraska 60, Michigan State 51 (2/16/14)

Head Coach

Head Coach (Year) Tom Izzo (Northern Michigan, 1977)
 Record at School 468-187 (19 seasons)
 Overall Record Same

Media Relations

Basketball Contact Matt Larson
 Office/Cell (517) 355-2271/(517) 927-6421
 Email larson@ath.msu.edu
 Press Row Phone (517) 353-1626

2014-15 Roster

No.	Name	Pos.	Ht.	Wt.	Yr.	Hometown
0	Marvin Clark Jr.	F	6-6	225	Fr.	Kansas City, Mo.
2	Javon Bess	F	6-5	205	Fr.	Columbus, Ohio
3	Alvin Ellis III	G	6-4	205	So.	Matteson, Ill.
5	Bryn Forbes	G	6-3	175	Jr.	Lansing, Mich.
10	Matt Costello	F	6-9	245	Jr.	Linwood, Mich.
11	Lourawls 'Tum Tum' Nairn Jr.	G	5-10	170	Fr.	Nassau, Bahamas
13	Trevor Bohnhoff	F	6-7	225	Jr.	Saginaw, Mich.
14	Eron Harris	G	6-3	175	Jr.	Indianapolis, Ind.
15	Keenan Wetzel	G	6-4	215	Sr.	Monroe, Mich.
20	Travis Trice	G	6-0	170	Sr.	Huber Heights, Ohio
22	Branden Dawson	G/F	6-6	225	Sr.	Gary, Ind.
25	Kenny Goins	F	6-6	215	Fr.	Troy, Mich.
34	Gavin Schilling	F	6-9	240	So.	Chicago, Ill.
41	Colby Wollenman	F	6-7	235	Jr.	Big Horn, Wyo.
45	Denzel Valentine	G	6-5	220	Jr.	Lansing, Mich.

MICHIGAN

ANN ARBOR, MICH. | JAN. 27 | 6 P.M. | ESPN

General Info

Location Ann Arbor, Mich.
 Founded 1817
 Enrollment 41,942
 Nickname Wolverines
 Colors Maize and Blue
 President Mark S. Schlissel
 Athletics Director Dave Brandon
 Conference Big Ten
 Arena Crisler Center (12,721)
 Website mgoblue.com
 MBB Twitter @umichbbal

Team Information

2013-14 Record 28-9 (15-3, 1st)
 Postseason Finish NCAA Elite Eight
 Lettermen R/L 8/7
 Starters R/L 2/3

Series Information

Overall Michigan leads, 10-2
 In Lincoln Tied, 2-2
 In Ann Arbor Michigan leads, 6-0
 Since Joining Big Ten Michigan leads, 4-0
 Big Ten Regular Season Michigan leads, 4-0
 Big Ten Tournament Never Met
 Last Meeting Michigan 79, Nebraska 50 (2/5/14)

Head Coach

Head Coach (Year) John Beilein (Wheeling Jesuit, 1975)
 Record at School 150-94 (Seven seasons)
 Overall Record 701-412 (36 seasons)

Media Relations

Basketball Contact Tom Wywrot
 Office/Cell (734) 647-1268/(734) 320-1148
 Email twywrot@umich.edu
 Press Row Phone (734) 998-7978

2014-15 Roster

No.	Name	Pos.	Ht.	Wt.	Yr.	Hometown
2	Spike Albrecht	G	5-11	175	Jr.	Crown Point, Ind.
3	Kameron Chatman	G	6-7	210	Fr.	Portland, Ore.
5	D.J. Wilson	F	6-9	220	Fr.	Sacramento, Calif.
10	Derrick Walton Jr.	G	6-0	185	So.	Detroit, Mich.
11	Andrew Dakich	G	6-2	190	So.	Zionsville, Ind.
12	Muhammad-Ali Abdur-Rahkman	G	6-4	175	Fr.	Allentown, Pa.
20	Sean Lonergan	F	6-5	200	So.	Fishers, Ind.
21	Zak Irvin	G/F	6-6	215	So.	Fishers, Ind.
22	Duncan Robinson	G/F	6-8	190	So.	New Castle, N.H.
23	Caris LeVert	G	6-7	200	Jr.	Pickerington, Ohio
24	Aubrey Dawkins	G/F	6-6	190	Fr.	Palo Alto, Calif.
30	Austin Hatch	G	6-6	215	Fr.	Fort Wayne, Ind.
32	Ricky Doyle	F	6-9	245	Fr.	Cape Coral, Fla.
34	Mark Donnal	F	6-9	240	RFr.	Monclova, Ohio
44	Max Bielfeldt	F	6-7	245	Sr.	Peoria, Ill.

BIG TEN OPPONENTS

NORTHWESTERN

LINCOLN, NEB. | FEB. 3 | 6:30 P.M. | BTN

General Info

Location..... Evanston, Ill.
 Founded..... 1851
 Enrollment..... 8,367
 Nickname..... Wildcats
 Colors..... Purple and White
 President..... Morton Schapiro
 Athletics Director..... Jim Phillips
 Conference..... Big Ten
 Arena..... Welsh-Ryan Arena (8,117)
 Website..... NUsports.com
 MBB Twitter..... @NUMensBball

Team Information

2013-14 Record..... 14-19 (6-12, t-10)
 Postseason Finish..... None
 Lettermen R/L..... 6/5
 Starters R/L..... 4/1

Series Information

Overall..... Nebraska leads, 6-2
 In Lincoln..... Nebraska leads, 3-0
 In Evanston..... Tied, 2-2
 Since Joining Big Ten..... Nebraska leads, 3-1
 Big Ten Regular Season..... Nebraska leads, 3-1
 Big Ten Tournament..... Never Met
 Last Meeting..... Nebraska 54, Northwestern 47 (3/1/14)

Head Coach

Head Coach (Year)..... Chris Collins (Duke, 2000)
 Record at School..... 14-19 (One season)
 Overall Record..... Same

Media Relations

Basketball Contact..... Nick Brilowski
 Office/Cell..... (847) 467-3831/(847) 239-4127
 Email..... brilowski@northwestern.edu
 Press Row Phone..... (847) 491-8852

2014-15 Roster

No.	Name	Pos.	Ht.	Wt.	Yr.	Hometown
0	Johnnie Vassar	G	6-0	185	Fr.	Chicago, Ill.
3	Dave Sobolewski	G	6-1	180	Sr.	Naperville, Ill.
4	Vic Law	F	6-7	185	Fr.	South Holland, Ill.
14	Tre Demps	G	6-3	198	Jr.	San Antonio, Texas
20	Scottie Lindsey	G/F	6-5	175	Fr.	Hillside, Ill.
21	Nick Segura	F	6-6	183	Fr.	McLean, Va.
22	Alex Olah	C	7-0	270	Jr.	Timisoara, Romania
23	JerShon Cobb	G	6-5	208	Sr.	Decatur, Ga.
30	Bryant McIntosh	G	6-3	177	Fr.	New Castle, Ind.
32	Nathan Taphorn	F	6-7	215	So.	Pekin, Ill.
34	Sanjay Lumpkin	G/F	6-6	220	So.	Wayzata, Minn.
44	Gavin Skelly	F	6-8	219	Fr.	Westlake, Ohio
50	Jeremiah Kreisberg	C	6-10	235	Sr.	Berkeley, Calif.

PENN STATE

UNIVERSITY PARK, PA. | FEB. 7 | 4 P.M. | ESPN

General Info

Location..... University Park, Pa.
 Founded..... 1855
 Enrollment..... 46,184
 Nickname..... Nittany Lions
 Colors..... Blue and White
 President..... Eric Barron
 Athletics Director..... Sandy Barbour
 Conference..... Big Ten
 Arena..... Bryce Jordan Center (15,261)
 Website..... GoPSUsports.com
 MBB Twitter..... @PennStateMBB

Team Information

2013-14 Record..... 16-18 (6-12, t-10th)
 Postseason Finish..... CBI Quarterfinals
 Lettermen R/L..... 9/4
 Starters R/L..... 4/1

Series Information

Overall..... Nebraska leads, 5-4
 In Lincoln..... Nebraska leads, 4-1
 In University Park..... Penn State leads, 3-1
 Since Joining Big Ten..... Nebraska leads, 4-2
 Big Ten Regular Season..... Nebraska leads, 4-2
 Big Ten Tournament..... Never Met
 Last Meeting..... Nebraska 80, Penn State 67 (2/20/14)

Head Coach

Head Coach (Year)..... Patrick Chambers (Philadelphia University, 1994)
 Record at School..... 38-59 (Three seasons)
 Overall Record..... 80-87 (Five seasons)

Media Relations

Basketball Contact..... Alissa Clendenen
 Office/Cell..... (814) 865-1757/(814) 777-5126
 Email..... akc16@psu.edu
 Press Row Phone..... (814) 863-3294

2014-15 Roster

No.	Name	Pos.	Ht.	Wt.	Yr.	Hometown
0	Payton Banks	F	6-6	220	RFr.	Orange, Calif.
1	John Johnson	G	6-1	185	Sr.	Philadelphia, Pa.
2	D.J. Newbill	G	6-4	210	Sr.	Philadelphia, Pa.
3	Devin Foster	G	6-2	205	Jr.	Dayton, Ohio
5	Donovon Jack	F	6-9	210	Jr.	Reading, Pa.
10	Brandon Taylor	F	6-6	225	Jr.	Tabernacle, N.J.
13	Geno Thorpe	G	6-3	180	So.	Pittsburgh, Pa.
14	Kevin Montminy	G	6-3	185	Sr.	Centre Hall, Pa.
21	Isaiah Washington	G	6-3	160	Fr.	Williamsport, Pa.
32	Jordan Dickerson	C	7-1	245	Jr.	Brooklyn, N.Y.
33	Shep Garner	G	6-1	185	Fr.	Chester, Pa.
34	Alan Wisniewski	F	6-10	235	Sr.	Sterling Heights, Mich.
43	Ross Travis	F	6-7	235	Sr.	Chaska, Minn.
44	Julian Moore	F	6-10	235	RFr.	Philadelphia, Pa.

BIG TEN OPPONENTS

PURDUE

WEST LAFAYETTE, IND. | FEB. 15 | 4:15 | BTN

General Info

Location West Lafayette, Ind.
 Founded 1869
 Enrollment 39,256
 Nickname Boilermakers
 Colors Old Gold & Black
 President Mitch Daniels
 Athletics Director Morgan J. Burke
 Conference Big Ten
 Arena Mackey Arena (14,846)
 Website purduesports.com
 MBB Twitter @BoilerBall

Team Information

2013-14 Record 15-17 (5-13, 12th)
 Postseason Finish None
 Lettermen R/L 9/6
 Starters R/L 3/2

Series Information

Overall Purdue leads, 10-4
 In Lincoln Purdue leads, 3-2
 In West Lafayette Purdue leads, 5-0
 Since Joining Big Ten Purdue leads, 4-2
 Big Ten Regular Season Purdue leads, 3-1
 Big Ten Tournament Tied, 1-1
 Last Meeting Nebraska 76, Purdue 57 (2/23/2014)

Head Coach

Head Coach (Year) Matt Painter (Purdue, '94)
 Record at School 191-112 (10 season)
 Overall Record 216-117 (11 seasons)

Media Relations

Basketball Contact Chris Forman
 Office/Cell (765) 494-3201/ (413) 687-4590
 Email cforman@purdue.edu
 Press Row Phone (765) 494-6365

2014-15 Roster

No.	Name	Pos.	Ht.	Wt.	Yr.	Hometown
1	Bryson Scott	G	6-1	206	So.	Fort Wayne, Ind.
2	Jon McKeeman	G	6-1	190	Jr.	Fort Wayne, Ind.
3	P.J. Thompson	G	5-10	188	Fr.	Indianapolis, Ind.
5	Basil Smotherman	F	6-6	222	Sr.	Indianapolis, Ind.
11	Stephen Toyra	G	6-3	180	Jr.	Lafayette, Ind.
12	Vince Edwards	F	6-7	220	Fr.	Middletown, Ohio
20	A.J. Hammons	C	7-0	261	Jr.	Gary, Ind.
21	Kendall Stephens	G	6-6	197	So.	St. Charles, Ill.
23	Jacquil Taylor	F	6-9	217	Fr.	Cambridge, Mass.
24	Anfernee Brown	G	6-1	190	So.	East Chicago, Ind.
30	Neal Beshears	F	6-7	198	Sr.	Winchester, Ind.
31	Dakota Mathias	G	6-4	197	Fr.	Elida, Ohio
35	Rapheal Davis	G	6-5	217	Jr.	Fort Wayne, Ind.
44	Isaac Haas	C	7-2	297	Fr.	Piedmont, Ala.

MARYLAND

COLLEGE PARK, MD. | FEB. 19 | 6 P.M. | BTN
 LINCOLN, NEB. | MARCH 9 | TBA | CBS OR BTN

General Info

Location College Park, Md.
 Founded 1856
 Enrollment 37,641
 Nickname Terrapins, Terps
 Colors Red, White, Black and Gold
 President Dr. Wallace D. Loh
 Athletics Director Kevin Anderson
 Conference Big Ten
 Arena XFINITY Center (17,950)
 Website umterps.com
 MBB Twitter @TerrapinHoops

Team Information

2013-14 Record 17-15 (9-9, t-7th ACC)
 Postseason Finish None
 Lettermen R/L 8/8
 Starters R/L 2/3

Series Information

Overall First meeting
 In Lincoln N/A
 In College Park N/A
 Since Joining Big Ten N/A
 Big Ten Regular Season N/A
 Big Ten Tournament N/A
 Last Meeting N/A

Head Coach

Head Coach (Year) Mark Turgeon (Kansas, 1987)
 Record at School 59-43 (Three seasons)
 Overall Record 309-202 (16 seasons)

Media Relations

Basketball Contact Zack Bolno
 Office/Cell (301) 314-1482/ (571) 220-4163
 Email zbolno@umd.edu
 Press Row Phone (301) 314-8624

2014-15 Roster

No.	Name	Pos.	Ht.	Wt.	Yr.	Hometown
1	Evan Smotrycz	F	6-9	235	Sr.	Reading, Mass.
2	Melo Trimble	G	6-2	175	Fr.	Upper Marlboro, Md.
4	Robert Carter	F	6-8	250	Jr.	Thomasville, Ga.
5	Dion Wiley	G	6-4	195	Fr.	Oxon Hill, Md.
10	Jake Layman	G/F	6-8	205	Jr.	Wrentham, Mass.
11	Jared Nickens	G/F	6-6	190	Fr.	Monmouth Junction, N.J.
14	Spencer Barks	F	6-9	225	Sr.	Poolesville, Md.
15	Michal Cekovsky	F	7-0	225	Fr.	Slovakia, Europe
20	Richaud Pack	G	6-3	185	Sr.	Detroit, Mich.
21	Varun Ram	G	5-9	150	Sr.	Clarksville, Md.
24	Jacob Susskind	G	6-5	200	Sr.	West Orange, N.J.
25	Jon Graham	F	6-8	220	Sr.	Baltimore, Md.
35	Damonte Dodd	F	6-11	240	So.	Centreville, Md.
44	Dez Wells	G/F	6-5	215	Sr.	Raleigh, N.C.

BIG TEN OPPONENTS

OHIO STATE

COLUMBUS, OHIO | FEB. 26 | 6 P.M | ESPN/ESPN2

General Info

Location Columbus, Ohio
 Founded 1870
 Enrollment 56,387
 Nickname Buckeyes
 Colors Scarlet and Gray
 President Dr. Michael V. Drake
 Athletics Director Eugene Smith
 Conference Big Ten
 Arena Value City Arena (18,809)
 Website ohiostatebuckeyes.com
 MBB Twitter @OhioStateHoops

Team Information

2013-14 Record 25-10 (10-8, 5th)
 Postseason Finish NCAA Second Round
 Lettermen R/L 2/3
 Starters R/L 7/4

Series Information

Overall Ohio State leads, 11-3
 In Lincoln Ohio State leads, 3-2
 In Columbus Ohio State leads, 6-0
 Since Joining Big Ten Ohio State leads, 7-1
 Big Ten Regular Season Ohio State leads, 5-1
 Big Ten Tournament Ohio State leads, 2-0
 Last Meeting Ohio State 71, NU 67 (3/14/2014)

Head Coach

Head Coach (Year) Thad Matta (Butler, 1990)
 Record at School 275-83 (10 seasons)
 Overall Record 377-114 (14 seasons)

Media Relations

Basketball Contact Dan Wallenberg
 Office/Cell (614) 292-6861/(614) 266-4306
 Email wallenberg.1@osu.edu
 Press Row Phone (614) 688-5330

2014-15 Roster

No.	Name	Pos.	Ht.	Wt.	Yr.	Hometown
0	D'Angelo Russell	G	6-5	180	Fr.	Louisville, Ky.
1	Jae'Sean Tate	F	6-4	190	Fr.	Pickerington, Ohio
2	Marc Loving	F	6-7	215	So.	Toledo, Ohio
3	Shannon Scott	G	6-1	185	Sr.	Alpharetta, Ga.
10	David Bell	C	6-10	225	Fr.	Garfield Heights, Ohio
12	Sam Thompson	F	6-7	200	Sr.	Chicago, Ill.
15	Kam Williams	G	6-2	175	RFr.	Baltimore, Md.
23	Amir Williams	C	6-11	250	Sr.	Detroit, Mich.
31	Anthony Lee	F	6-9	230	So.	Columbia, Md.
32	Trevor Thompson	C	6-11	210	So.	Indianapolis, Ind.
33	Keita Bates-Diop	F	6-7	190	Fr.	Normal, Ill.
34	Jake Lorbach	F	6-7	210	Sr.	Elyria, Ohio
55	Trey McDonald	C	6-8	240	Sr.	Battle Creek, Mich.

2015 BIG TEN TOURNAMENT



UNITED CENTER

TOURNAMENT SCHEDULE

Wednesday, March 11

Game	Time	TV	Matchup
Game #1	3:30 p.m.	ESPN2	#13 Seed vs. #12 Seed
Game #2	6 p.m.	BTN	#14 Seed vs. #11 Seed

Thursday, March 12

Game #3	11 a.m.	BTN	#9 Seed vs. #8 Seed
Game #4	1:30 p.m.	BTN	Game 1 Winner vs. #5 Seed
Game #5	5:30 p.m.	ESPN2	#10 Seed vs. #7 Seed
Game #6	8 p.m.	ESPN2	Game 2 Winner vs. #6 Seed

Friday, March 13

Game #7	11 a.m.	ESPN	Game 3 Winner vs. #1 Seed
Game #8	1:30 p.m.	ESPN	Game 4 Winner vs. #4 Seed
Game #9	5:30 p.m.	BTN	Game 5 Winner vs. #2 Seed
Game #10	8 p.m.	BTN	Game 6 Winner vs. #3 Seed

Saturday, March 14

Semifinal #1	Noon	CBS	Game 7 Winner vs. Game 8 Winner
Semifinal #2	2:30 p.m.	CBS	Game 9 Winner vs. Game 10 Winner

Sunday, March 15

Championship	2:30 p.m.	CBS	Game 11 Winner vs. Game 12 Winner
--------------	-----------	-----	-----------------------------------

All times listed are Central

BIG TEN MEN'S BASKETBALL TOURNAMENT HISTORY/SITES

Year	City	Facility	Champion
1997-98	Chicago	United Center	Michigan
1998-99	Chicago	United Center	Michigan State
1999-00	Chicago	United Center	Michigan State
2000-01	Chicago	United Center	Iowa
2001-02	Indianapolis	Bankers' Life Fieldhouse	Ohio State
2002-03	Chicago	United Center	Illinois
2003-04	Indianapolis	Bankers' Life Fieldhouse	Wisconsin
2004-05	Chicago	United Center	Illinois
2005-06	Indianapolis	Bankers' Life Fieldhouse	Iowa
2006-07	Chicago	United Center	Ohio State
2007-08	Indianapolis	Bankers' Life Fieldhouse	Wisconsin
2008-09	Indianapolis	Bankers' Life Fieldhouse	Purdue
2009-10	Indianapolis	Bankers' Life Fieldhouse	Ohio State
2010-11	Indianapolis	Bankers' Life Fieldhouse	Ohio State
2011-12	Indianapolis	Bankers' Life Fieldhouse	Michigan State
2012-13	Chicago	United Center	Ohio State
2013-14	Indianapolis	Bankers' Life Fieldhouse	Michigan State
2014-15	Chicago	United Center	
2015-16	Indianapolis	Bankers' Life Fieldhouse	
2016-17	Washington, D.C.	Verizon Center	

THE BIG TEN CONFERENCE

Known as one of intercollegiate sports' most successful undertakings, the Big Ten is home to a lineage of legendary names and an ongoing tradition of developing strong leaders. Even in its infancy, the conference established itself as the preeminent collection of institutions in the nation, where the pursuit of academic excellence prevailed as the definitive goal.

The history of the Big Ten traces back nearly 120 years to the Palmer House hotel in Chicago, where on January 11, 1895, then-Purdue president James H. Smart and leaders from the University of Chicago, University of Illinois, University of Michigan, University of Minnesota, Northwestern University and University of Wisconsin set out to organize and develop principles for the regulation of intercollegiate athletics.

At that meeting, a blueprint for the administration of college athletics under the direction of appointed faculty representatives was outlined. The presidents' first known action "restricted eligibility for athletics to bonafide, full-time students who were not delinquent in their studies." That important legislation, along with other legislation that would follow in the coming years, served as the primary building block for amateur intercollegiate athletics.

On February 8, 1896, one faculty member from each of those seven universities met at the same Palmer House and officially established the mechanics of the conference, which was officially incorporated as the "Intercollegiate Conference Athletic Association" in 1905.

Indiana University and the State University of Iowa became the eighth and ninth members in 1899. In 1908, Michigan briefly withdrew its membership, and in 1912 Ohio State University joined the conference, bringing its membership total back to nine. Upon Michigan's return in 1917, the conference was first referred to as the "Big Ten" by media members, and that name was eventually incorporated in 1987.

As the 1900s opened, faculty representatives established rules for intercollegiate athletics that were novel for the time. As early as 1904, the faculty approved legislation that required eligible athletes to meet entrance requirements and to have completed a full year's work, along with having one year of residence.

In 1901, the first Big Ten Championship event was staged when the outdoor track and field championships were held at the University of Chicago. The debut event marked what is now a staple of conference competition. Today, the Big Ten sponsors 28 sports, 14 for men and 14 for women, including the debut of men's and women's lacrosse this academic year, furthering the conference's commitment to broad-based programming and providing opportunities to more student-athletes than any conference in the country.

One of the conference's proudest traditions began in 1902 when Michigan took on Stanford in the Rose Bowl, the nation's first bowl game. Big Ten teams only appeared in Pasadena twice before the conference signed an exclusive contract with the Tournament of Roses in 1946, making it the first bowl game with permanent conference affiliations. But Michigan's appearance in 1902 cultivated a relationship that has endured for more than a century. In January 2014, Michigan State defeated Stanford in the 100th Rose Bowl Game.

Coupling the academic goals set forth by the leaders of the charter members of the conference and their steadfast commitment to athletics, the conference instituted the Big Ten Medal of Honor in 1915. It is awarded annually by each conference institution to a student of the graduating class who has attained the greatest proficiency in scholarship and athletics. It is the most prestigious honor a conference student-athlete can receive and in 2014, the conference celebrated its 100th anniversary.

In 1922, Major John L. Griffith became the conference's first "Commissioner of Athletics." Griffith was the first of five men to assume the role of commissioner in the conference's history, followed by Kenneth L. "Tug" Wilson in 1945, Bill Reed in 1961, Wayne Duke in 1971 and current commissioner James E. Delany in 1989.

After nearly 30 years as a 10-member conference, the conference consolidated to a nine-school league when the University of Chicago formally withdrew its membership in 1946. Michigan State College (now Michigan State University) was added to the Big Ten three years later, bringing the number of affiliated conference schools to 10 once again.

In 1955, the Big Ten formulated a revenue-sharing model designed to pool all football television rights of its members and share those proceeds equally. The conference and its members continue to utilize a revenue-sharing model, dividing media rights, bowl payouts and other profits among all conference institutions.

In one of Duke's first actions as commissioner, he oversaw the adoption of the Big Ten Advisory Commission in 1972, designed to study conference programs and make suggestions which would further Big Ten objectives. The Advisory Commission enlists former student-athletes to serve as liaisons to the NCAA's Diversity and Inclusion Department, the Big Ten Student-Athlete Advisory Commission and other organizations.

In 1981, the conference presidents and chancellors endorsed a proposal that enabled universities to affiliate their women's intercollegiate programs with the conference, and the first conference championships for women were staged that fall. The Big Ten was the first conference to voluntarily adopt male and female participation goals after launching its Gender Equity Action Plan in 1992.



James E. Delany
Commissioner



Rick Boyages
Associate Commissioner



Brett McWethy
Assoc. Director of
Communications

In December of 1989, the conference agreed in principle to invite Pennsylvania State University for membership. On June 4, 1990, the Council of Presidents officially voted to integrate Penn State into the conference, giving the Big Ten 11 members.

In 2004, the Big Ten implemented a pilot program of instant replay for college football. Following the season, the conference forwarded replay proposals to the NCAA regarding the future use of instant replay, where it approved country-wide testing in 2005. In 2006, the NCAA approved the use of instant replay for all conferences.

In 2006, Commissioner Delany announced the creation of the first conference-owned television network, a 20-year agreement with Fox Cable Networks to create what would become the Big Ten Network (BTN). BTN launched on August 30, 2007, and is in 60 million homes. BTN is carried by all major cable, satellite and telco providers, as well as more than 300 cable operators across the United States and Canada. BTN2Go is the network's 24/7 simulcast available on smartphones, tablets and the internet that also allows international fans to access BTN.

On June 11, 2010, the Big Ten Council of Presidents/Chancellors (COP/C) approved a formal membership application by the University of Nebraska, expanding the conference to 12 institutions. Nebraska officially joined the Big Ten Conference on July 1, 2011.

The conference expanded its footprint further in 2012 when the COP/C approved formal membership applications from the University of Maryland and Rutgers University on November 19 and 20, respectively. Maryland and Rutgers became official Big Ten members on July 1, 2014, giving the conference almost 9,500 student-athletes and more than 11,000 participation opportunities on 350 teams in 42 different sports.

In the fall of 2013, the Big Ten opened a new conference headquarters and meeting center in Rosemont, Ill. The newly constructed building is located 10 minutes from O'Hare Airport and has been designed to fully service the needs of nearly 200 meetings annually for Big Ten and Committee on Institutional Cooperation (CIC) related committees and coaches groups. The new headquarters also features an interactive digital museum - the Big Ten Experience - which opened to the public on June 7, 2014, and brings the conference's storied academic and athletic history to life. For more information, on the Big Ten Experience, go to bigten.org.

In June 2014, the Big Ten opened a second office in New York City, featuring both office and meeting space in Midtown Manhattan. Three Big Ten staff members are based in the New York City office to provide expanded coverage and service, while other conference and institutional administrators will utilize the space as necessary when conducting business on the East Coast. The Big Ten and its member institutions also have access to satellite office space in Washington, D.C.

Delany and his staff work to meet the educational needs of student-athletes to allow them to excel in both academics and athletics. The conference office manages 28 different championships and tournaments, offers legislative and compliance services, oversees the production and distribution of more than 1,200 events annually, provides staff services to coaching and administrative personnel and services media and fans interest for information on the Big Ten Conference.

Nearly 120 years after its inception, the Big Ten remains a national leader in intercollegiate athletics on and off the field. Big Ten programs have combined to win more than 300 team and nearly 1,700 individual NCAA Championships, consistently taking home individual honors for athletic and academic accomplishments and fulfilling the Big Ten's mission of academic achievement and athletic success.

BIG TEN CONFERENCE

5440 Park Place
Rosemont, IL, 60018
Phone: (847) 696-1010
Fax: (847) 696-1150
bigten.org



SERIES RESULTS VS. BIG TEN SCHOOLS



Bo Spencer had 27 points on 9-of-11 shooting and four assists as Nebraska beat Illinois, 80-57 on Feb. 18, 2012.

12-10-43	A	-/-	L	33	50
12-16-44	H	-/-	L	45	61
12-17-45	A	-/-	L	35	61
12-12-53	H	-/-	W	81	70
12-6-54	A	-/4	L	61	84
12-3-55	A	-/-	L	51	60
12-3-56	H	-/-	W	67	43
12-5-70	H	-/-	W	73	71
12-21-71	A	-/-	L	77	86
12-2-75	A	-/-	L	65	72
11-27-76	H	-/-	L	57	71
1-26-12	A	-/-	W	79	73
2-29-12	H	-/-	L	53	62
2-23-13	H	-/-	W	64	60
3-9-13	A	-/-	A	60	74
12-31-13	A	-/22	A	57	67

MARYLAND (FIRST MEETING)

- In Lincoln: Have Not Met
At Pinnacle Bank Arena: Have Not Met
- In College Park: Have Not Met
At Xfinity Center: Have Not Meet
- In Big Ten Conference games: First Meeting

MICHIGAN (MICHIGAN LEADS 10-2)

- In Lincoln: Tied, 2-2
At Pinnacle Bank Arena: Michigan leads, 1-0
 - In Ann Arbor: Michigan leads, 6-0
At Crisler Center: Michigan leads, 3-0
 - In Honolulu, Hawaii: Michigan leads, 1-0
 - In Kansas City: Michigan leads, 1-0
 - In Big Ten Conference games: Michigan leads, 4-0
 - In Big Ten Tournament games: 0-0
- Note:** Michigan vacated win against NU in 1992

Husker-Wolverine Superlatives

- Most consecutive wins (year ended): Nebraska 1 (1956, 1964); Michigan 6 (1980-present)
- Most points scored: Nebraska, 74, at Lincoln, Neb., Dec. 12, 1964; Michigan, 88, at Honolulu, Hawaii, Dec. 28, 1992
- Highest combined score: 161, Michigan, 88, Nebraska, 73, at Honolulu, Hawaii, Dec. 28, 1992
- Biggest winning margin: Nebraska, 13, at Lincoln, Neb., Dec. 8, 1956; Michigan, 29, at Ann Arbor, Mich., Feb. 5, 2014

Date	Site	Rankings	Result	Neb.	Mich.
12-29-49	N	-/-	L	65	67
12-10-55	A	-/-	L	71	77
12-8-56	H	-/-	W	73	60
12-7-57	A	-/-	L	57	81
12-6-63	A	-/6	L	55	80
12-12-64	H	-/1	W	74	73
3-6-80	A	-/-	L	69	76
12-28-92!	N	20/6	L	73	88
2-8-12	H	-/22	L	46	62
1-9-13	H	-/2	L	47	62
1-9-14	H	-/-	L	70	71
2-5-14	A	-/10	L	50	79

!-later vacated

MICHIGAN STATE (MSU LEADS 12-7)

- In Lincoln: Nebraska leads 5-4
At Pinnacle Bank Arena: Have Not Met
- In East Lansing: Michigan State leads 6-2
At Breslin Center: Michigan State leads 4-2
- In Kansas City: Michigan State leads 1-0
- In Atlanta: Michigan State Leads 1-0
- In Big Ten Conference games: Michigan State leads, 4-1
- In Big Ten Tournament games: 0-0

ILLINOIS (ILLINOIS LEADS 11-4)

- In Lincoln: Illinois leads, 3-2
At Pinnacle Bank Arena: Nebraska leads, 1-0
- In Champaign: Illinois leads, 8-1
At Assembly Hall: Illinois leads, 4-0
- San Juan Shootout: Illinois leads, 1-0
- In Big Ten Conference games: Illinois leads, 4-2
- In Big Ten Tournament games: 0-0

Husker-Illini Superlatives

- Most consecutive wins (year ended): Nebraska 1 (1921, 1990, 2012, 2014); Illinois 7 (1921-76)
- Most points scored: Nebraska, 100, at San Juan, P.R., Nov. 24, 1990; Illinois 73, at San Juan, P.R., Nov. 24, 1990
- Highest combined score: 173, Nebraska, 100, Illinois, 73, at San Juan, P.R., Nov. 24, 1990
- Biggest winning margin: Nebraska, 27, at San Juan, P.R., Nov. 24, 1990; Illinois, 42, Dec. 12, 1942

Date	Site	Rankings	Result	Neb.	Illinois
1-1-21	A	-/-	W	30	25
1-3-21	A	-/-	L	24	26
12-12-42	A	-/-	L	27	69
12-29-44	A	-/-	L	39	71
12-20-45	H	-/-	L	51	62
12-28-46	A	-/-	L	37	72
11-28-75	H	-/-	L	58	60
12-11-76	A	-/-	L	63	67
11-24-90	N	-/-	W	100	73
1-7-12	A	-/-	L	54	59
2-18-12	H	-/-	W	80	57
1-22-13	H	-/-	L	51	71
3-2-13	A	-/-	L	65	72
2-12-14	H	-/-	W	67	58
2-26-14	A	-/-	L	49	60

INDIANA (INDIANA LEADS 9-4)

- In Lincoln: Tied, 3-3
At Pinnacle Bank Arena: Nebraska leads, 1-0
- In Bloomington: Indiana leads, 5-1
At Assembly Hall: Indiana leads, 2-1
- In Indianapolis (Hoosier Classic): Indiana leads, 1-0
- In Big Ten Conference games: Nebraska leads, 3-1
- In Big Ten Tournament games: 0-0

Husker-Hoosier Superlatives

- Most consecutive wins (year ended): Nebraska 2 (2014-present); Indiana 7 (1937-1982)

- Most points scored: Nebraska, 70, at Lincoln, Neb., Jan. 18, 2012, at Bloomington, Ind., March 5, 2014; Indiana 97, at Bloomington, Ind., Dec. 21, 1974
- Highest combined score: 157, Indiana, 97, Nebraska, 60, at Bloomington, Ind., Dec. 21, 1974
- Biggest winning margin: Nebraska, 20, at Lincoln, Neb., Feb. 6, 1920; Indiana, 37, Dec. 21, 1974

Date	Site	Rankings	Result	Neb.	Ind.
2-5-20	H	-/-	L	20	24
2-6-20	H	-/-	W	38	18
12-23-37	A	-/-	L	42	43
12-15-39	H	-/-	L	39	49
12-15-41	A	-/-	L	29	56
12-30-42	H	-/-	L	39	40
12-30-44	A	-/-	L	42	65
12-21-74	A	/2	L	60	97
12-30-82	N	-/1	L	50	67
1-18-12	H	-/11	W	70	69
2-13-13	A	-/1	L	47	76
1-30-14	A	-/-	W	60	55
3-5-14	A	-/-	W	70	60

IOWA (IOWA LEADS 15-9)

- In Lincoln: Nebraska leads, 7-4
At Pinnacle Bank Arena: Have Not Met
- In Iowa City: Iowa leads, 11-2
At Carver-Hawkeye Arena: Iowa leads, 2-1
- In Big Ten Conference games: Iowa leads, 3-2

Husker-Hawkeye Superlatives

- Most consecutive wins (year ended): Nebraska 2 (1941-42, 1956-70); Iowa 3 (1943-45; 1971-76)
- Most points scored: Nebraska, 81, at Lincoln, Neb., Dec. 12, 1953; Iowa 86, at Iowa City, Iowa, Dec. 21, 1971
- Highest combined score: 163, Iowa, 86, Nebraska, 77, at Iowa City, Iowa, Dec. 21, 1971
- Biggest winning margin: Nebraska, 24, at Lincoln, Neb., Dec. 3, 1956; Iowa, 25, Dec. 17, 1945

Date	Site	Rankings	Result	Neb.	Iowa
1-28-1907	H	-/-	W	25	17
2-22-1907	A	-/-	L	29	32
3-6-1908	A	-/-	L	26	39
1-25-30	H	-/-	W	41	26
12-19-31	A	-/-	L	29	34
12-20-34	H	-/-	L	24	31
12-30-41	A	-/-	W	41	34
12-19-42	H	-/-	W	52	43

Husker-Spartan Superlatives

- Most consecutive wins (year ended): Nebraska 2 (1920; 1993-1994); Michigan State 4 (2012-13)
- Most points scored: Nebraska, 96, at Lincoln, Neb., Dec. 10, 1994; Michigan State, 101, at East Lansing, Mich., Dec. 4, 1991
- Highest combined score: 187, Michigan State, 91, Nebraska, 96, at Lincoln, Neb., Dec. 10, 1994
- Biggest winning margin: Nebraska, 19, at Lincoln, Neb., Feb. 14, 1920; Michigan State, 28, Feb. 25, 2012

Date	Site	Rankings	Result	Neb.	MSU
2-13-20	H	-/-	W	43	26
2-14-20	H	-/-	W	39	20
12-27-56	N	-/-	L	65	79
12-20-58	A	-/11	L	55	80
12-17-59	H	-/-	L (2OT)	80	82
12-20-67	A	-/-	L	70	74
12-16-68	H	-/-	W	73	59
12-29-83	N	-/-	L	45	58
11-30-88	H	-/-	L	75	77
11-29-89	A	-/-	L	69	80
11-28-90	H	-/5	W	71	69
12-4-91	A	-/22	L	78	101
12-18-93	A	-/6	W	85	81
12-10-94	H	-/15	W (OT)	96	91
12-31-11	H	-/16	L	55	68
2-25-12	A	-/6	L	34	62
1-13-13	A	-/22	L	56	66
2-16-13	H	-/8	L	64	73
2-16-14	A	-/9	W	60	51

MINNESOTA (MINNESOTA LEADS 52-17)

- In Lincoln: Minnesota leads 11-10
At Pinnacle Bank Arena: Nebraska leads, 1-0
 - In Minneapolis: Minnesota leads 37-8
At Williams Arena: Minnesota leads 18-4
 - In Hilo, Hawaii: Nebraska leads 1-0
 - In Big Ten Conference games: Minnesota leads, 3-2
 - In Big Ten Tournament games: 0-0
- Note:** Minnesota vacated win vs. NU in 1995, 1996 & 1998

Husker-Gopher Superlatives

- Most consecutive wins (year ended): Nebraska 3 (1934-36); Minnesota 17 (1937-58)
- Most points scored: Nebraska, 96, at Hilo, Hawaii, Nov. 26, 1995; Minnesota, 91, at Minneapolis, Minn., Dec. 9, 1995
- Highest combined score: 181, Nebraska, 96, Minnesota, 85, at Hilo, Hawaii, Nov. 26, 1995
- Biggest winning margin: Nebraska, 29, at Lincoln, Neb., Dec. 8, 2002; Minnesota, 42, at Minneapolis, Minn., Feb. 15, 1902

Date	Site	Rankings	Result	Neb.	Minn.
2-15-1902	A	-/-	L	9	52
3-7-1903	A	-/-	L	14	41
2-18-1904	A	-/-	L	21	42
1-20-05	A	-/-	W	22	21
1-21-05	A	-/-	W	28	25
3-24-06	A	-/-	L	16	25
2-15-1907	A	-/-	L	19	20
2-16-1907	A	-/-	L	18	20
2-28-1908	A	-/-	L	12	43
2-29-1908	A	-/-	L	10	32
2-5-1909	A	-/-	L	17	24
2-6-1909	A	-/-	L	21	39
2-19-1909	H	-/-	L	26	28
2-20-1909	H	-/-	L	20	29
2-18-10	A	-/-	L	14	33
2-19-10	A	-/-	L	9	27
1-27-11	A	-/-	L	10	25
1-28-11	A	-/-	L	15	40
1-26-12	A	-/-	L	15	40
1-25-13	A	-/-	L	11	20
2-6-14	A	-/-	W	21	16
2-7-14	A	-/-	W	14	9
1-8-15	A	-/-	L	18	22

1-9-15	A	-/-	L	9	23
12-29-31	A	-/-	L	24	32
12-23-32	A	-/-	L	25	27
1-2-33	H	-/-	L	22	32
1-1-34	A	-/-	L	16	32
12-29-34	H	-/-	W	26	24
12-20-35	A	-/-	W	41	24
12-21-36	H	-/-	W	29	24
12-20-37	A	-/-	L	28	33
12-21-38	H	-/-	L	37	66
12-23-39	A	-/-	L	37	61
12-21-40	H	-/-	L	36	43
12-27-41	A	-/-	L	32	56
12-13-43	A	-/-	L	21	40
1-22-44	H	-/-	L	32	45
12-22-44	H	-/-	L	54	55
12-8-45	A	-/-	L	30	55
12-23-46	H	-/-	L	58	66
12-13-47	A	-/-	L	59	63
12-6-48	H	-/-	L	52	61
12-2-50	A	-/-	L	41	55
12-8-51	H	-/-	L	55	63
12-13-52	A	-/-	L	62	71
12-5-53	A	-/-	L	64	75
12-13-58	A	-/-	L	57	78
12-7-59	H	-/-	W	76	66
12-8-76	H	-/-	L	58	66
12-19-77	A	-/-	W	63	49
11-28-78	H	-/-	W	58	48
12-15-79	A	-/-	L	58	75
11-26-95^	N	-/-	W	96	85
12-9-95^	A	-/-	L	80	91
12-21-96^	H	-16	L	56	70
12-13-97^	A	-/-	W	70	66
12-19-98^	H	-/18	L	51	55
12-31-99	H	-/-	W	90	78
12-28-00	A	-/-	L (OT)	70	74
12-22-01	A	-/-	L	72	81
12-8-02	H	-/20	W	80	60

12-29-03	A	-/-	W	77	60
12-8-04	H	-/-	L	48	57
2-5-12	H	-/-	L	61	69
3-3-12	A	-/-	L	69	81
1-29-13	A	-/23	L	65	84
3-6-13	H	-/-	W	53	51
1-26-14	H	-/-	W	82	78

^later vacated

NORTHWESTERN (NEBRASKA LEADS 6-2)

- In Lincoln: Nebraska leads 3-0
At Pinnacle Bank Arena: Nebraska leads, 1-0
- In Evanston: Tied, 2-2
At Welsh-Ryan Arena: Nebraska leads, 2-1
- St. Charles, Mo.: Nebraska leads 1-0
- In Big Ten Conference games: Nebraska leads, 3-1
- In Big Ten Tournament games: 0-0

Husker-Wildcat Superlatives

- Most consecutive wins (year ended): Nebraska 3 (1975-1999; 2013-present); Northwestern 1 (1933, 2012)
- Most points scored: Nebraska, 79, at Lincoln, Neb., Nov. 29, 1975; Northwestern, 84, at Evanston, Ill., Feb. 2, 2012
- Highest combined score: 168, Northwestern, 84, Nebraska, 74, at Evanston, Ill., Feb. 2, 2012
- Biggest winning margin: Nebraska, 15, at Lincoln, Neb., Jan. 26, 2013; Northwestern, 13, at Evanston, Ill., Dec. 21, 1933

Date	Site	Rankings	Result	Neb.	NW
12-21-33	A	-/-	L	22	35
11-29-75	H	-/-	W	79	68
12-20-76	A	-/-	W	71	68
11-27-99	N	-/-	W	61	52
2-2-12	A	-/-	L	74	84
1-26-13	H	-/-	W	64	49
2-8-14	A	-/-	W	53	49
3-1-14	H	-/-	W	54	47



Nebraska snapped a nine-game losing streak to Ohio State, knocking off the No. 18 Buckeyes on Jan. 20, 2014.

OHIO STATE (OSU LEADS 11-3)

- In Lincoln: Ohio State leads, 3-2
 - At Pinnacle Bank Arena: Nebraska leads, 1-0
- In Columbus: Ohio State leads 6-0
 - At Value City Arena: Ohio State leads, 3-0
- El Paso, Texas: Nebraska leads 1-0
- In Big Ten Conference games: Ohio State leads, 5-1
- In Big Ten Tournament games: Ohio State leads, 2-0

Husker-Buckeye Superlatives

- Most consecutive wins (year ended): Nebraska 1 (1936, 1985, 2014); Ohio State 9 (1987-2014)
- Most points scored: Nebraska, 76, at Columbus, Ohio, Dec. 14, 1988; Ohio State, 103, at Columbus, Ohio, Dec. 14, 1988
- Highest combined score: 170, Ohio State, 103, Nebraska, 76, at Columbus, Ohio, Dec. 14, 1988
- Biggest winning margin: Nebraska, 9, at Lincoln, Neb., Dec. 12, 1936; Ohio State, 34, at Lincoln, Neb., Jan. 21, 2012

Date	Site	Rankings	Result	Neb.	OSU
12-22-36	H	-/-	W	32	23
12-11-37	A	-/-	L	31	42
12-30-85	N	-/-	W	69	66
12-5-87	H	-/-	L	63	72
12-14-88	A	-/14	L	76	103
3-20-89	A	-/-	L	74	85
1-3-12	A	-/8	L	40	71
1-21-12	H	-/6	L	45	79
1-2-13	A	-/8	L	44	70
2-2-13	H	-/11	L	56	63
3-15-13	N	-/10	L	50	71
1-4-14	H	-/3	L	53	84
1-20-14	H	-/18	W	68	62
3-14-14	N	-/23	L	67	71

PENN STATE (NEBRASKA LEADS 5-4)

- In Lincoln: Nebraska leads, 4-1
 - At Pinnacle Bank Arena: Nebraska leads, 1-0
- State College: Penn State leads 3-1
 - Bryce Jordan Center: Penn State leads, 2-1
- In Big Ten Conference games: Nebraska leads, 4-2
- In Big Ten Tournament games: 0-0

Husker-Nittany Lion Superlatives

- Most consecutive wins (year ended): Nebraska 2 (2013); Penn State 2 (1981-1995)
- Most points scored: Nebraska, 75, at Lincoln, Neb., Dec. 9, 1980; Penn State, 68, at University Park, Pa., Feb. 11, 2012
- Highest combined score: 132, Nebraska, 68, Penn State, 64, at University Park, Pa., Jan. 19, 2013
- Biggest winning margin: Nebraska, 25, at Lincoln, Neb., Dec. 9, 1980; Penn State, 16, at University Park, Pa., Feb. 11, 2012

Date	Site	Rankings	Result	Neb.	PSU
12-9-80	H	-/-	W	75	50

12-21-81	A	-/-	L	58	60
3-21-95	H	-/-	L	59	65
1-11-12	H	-/-	W	70	58
2-11-12	A	-/-	L	51	67
1-19-13	A	-/-	W	68	64
2-9-13	H	-/-	W	67	53
1-23-14	A	-/-	L	54	58
2-20-14	H	-/-	W	80	67

PURDUE (PURDUE LEADS 9-3)

- In Lincoln: Purdue leads 4-3
 - At Pinnacle Bank Arena: Nebraska leads, 1-0
- West Lafayette: Purdue leads 5-0
 - Mackey Arena: Purdue leads 3-0
- In Big Ten Conference games: Purdue leads, 3-1
- In Big Ten Tournament games: Tied, 1-1

Husker-Boilermaker Superlatives

- Most consecutive wins (year ended): Nebraska 1 (1956, 1964, 2013, 2014); Purdue 5 (1978-2013)
- Most points scored: Nebraska, 96, at Lincoln, Neb., Dec. 5, 1964; Purdue, 85, at Lincoln, Neb., Dec. 5, 1964
- Highest combined score: 181, Nebraska, 96, Purdue, 85, at Lincoln, Neb., Dec. 5, 1964
- Biggest winning margin: Nebraska, 19, at Lincoln, Neb., Feb. 23, 2014; Purdue, 22, at West Lafayette, Ind., Dec. 11, 1979

Date	Site	Rankings	Result	Neb.	Pur.
12-8-47	H	-/-	L	56	60
12-17-48	A	-/-	L	47	64
12-17-56	H	-/-	W	65	62
12-14-57	H	-/-	L	61	70
12-7-63	A	-/-	L	75	81
12-5-64	H	-/-	W	96	85
12-2-78	H	-/-	L	47	58
12-11-79	A	-/9	L	56	78
2-22-12	A	-/-	L	65	83
3-8-12	N	-/-	L	61	79
1-16-13	H	-/-	L	56	65
3-15-13	N	-/-	W	57	55
1-12-14	A	-/-	L	64	70
2-23-14	H	-/-	W	76	57

RUTGERS (RUTGERS LEADS 2-1)

- In Lincoln: Nebraska leads, 1-0
 - At Pinnacle Bank Arena: Have Not Met
- In New Brunswick: Rutgers leads, 1-0
 - Rutgers Athletic Center: Rutgers leads, 1-0
- St. Charles, Mo.: Rutgers leads, 1-0
- In Big Ten Conference games: First Meeting

Husker-Scarlet Knight Superlatives

- Most consecutive wins (year ended): Nebraska 1 (2007); Rutgers 2 (1999-2006)
- Most points scored: Nebraska, 73, at New Brunswick, N.J.,

- Dec. 2, 2006; Rutgers, 75, at New Brunswick, N.J., Dec. 2, 2006
- Highest combined score: 148, Rutgers 75, Nebraska 73; at New Brunswick N.J., Dec. 2, 2006
- Biggest winning margin: Nebraska, 12, Lincoln, Neb., Dec. 9, 2007; Rutgers, 19, at St. Charles, Mo., Nov. 28, 1999

Date	Site	Rankings	Result	Neb.	Rutgers
11-28-99	N	-/-	L	62	81
12-2-06	A	-/-	L	73	75
12-9-07	H	-/-	W	63	51

WISCONSIN (NEBRASKA LEADS 11-10)

- In Lincoln: Nebraska leads 6-3
 - At Pinnacle Bank Arena: Nebraska leads, 1-0
- In Madison: Wisconsin leads, 6-4
 - Kohl Center: Wisconsin leads, 2-0
- In Honolulu, Hawaii: Nebraska leads 1-0
- In Fairbanks, Alaska: Wisconsin leads 1-0
- In Big Ten Conference games: Wisconsin leads, 4-1
- In Big Ten Tournament games: 0-0

Husker-Badger Superlatives

- Most consecutive wins (year ended): Nebraska 8 (1956-91); Wisconsin 5 (1998-present)
- Most points scored: Nebraska, 101, at Madison, Wis., Dec. 1, 1965; Wisconsin, 88, at Madison, Wis., Dec. 1, 1965
- Highest combined score: 189, Nebraska, 101, Wisconsin 88, at Madison, Wis., Dec. 1, 1965
- Biggest winning margin: Nebraska, 21, at Lincoln, Neb., Dec. 11, 1991; Wisconsin, 39, at Madison, Wis., March 3, 1908

Date	Site	Rankings	Result	Neb.	Wis.
1903-04	H	-/-	W	25	22
2-21-1907	A	-/-	L	31	35
3-3-1908	A	-/-	L	4	43
1-4-22	A	-/-	L	14	27
12-30-39	A	-/-	W	53	43
1-4-41	H	-/-	L	31	46
12-19-55	A	-/-	L	52	71
12-10-56	H	-/-	W	53	51
12-1-65	A	-/-	W	101	88
11-30-68	H	-/-	W	68	55
12-27-79	N	-/-	W (OT)	83	82
12-5-83	A	-/-	W (2OT)	71	69
12-12-84	H	-/-	W	53	51
12-11-90	A	-/-	W	75	63
12-11-91	H	-/-	W	86	67
11-22-98	N	-/-	L	41	78
12-27-11	H	-/11	L	40	64
1-15-12	A	-/-	L	45	50
1-6-13	H	-/-	L	41	47
2-26-13	A	-/17	L	46	77
3-9-14	H	-/9	W	77	68



Students rush the court following Nebraska's 77-68 win over ninth-ranked Wisconsin. The win gave Nebraska a 15-1 record at Pinnacle Bank Arena in 2013-14.

ALL-TIME SERIES VS. NON-CONFERENCE OPPONENTS

Air Force (NU leads 4-1)	<u>11-15-10</u> H W 83-40	Brandeis (Omaha) (NU leads 1-0)	Centenary (NU leads 1-0)
12-5-59 H W 68-54	Totals 318-175	1916-17 W 29-11	11-21-02 N W 68-45
12-9-61 A L 49-58	Arkansas State (NU leads 2-0)	Brigham Young (NU trails 1-4)	Central City (NU leads 1-0)
12-8-62 H W 43-39	3-16-89 H W 81-79	1-5-31 H L 44-55	1-26-07 H W 40-9
12-9-72 N W 57-53	<u>12-14-13</u> H W 79-67	12-17-31 H L 27-31	Central Michigan (NU leads 2-0)
<u>12-28-81</u> N W 63-47	Totals 160-146	12-17-35 H W 53-34	12-20-11 H W 72-69
Totals 280-251	Arkansas Tech (NU leads 1-0)	12-28-35 A L 39-46	<u>12-22-12</u> N W 89-75
Alabama (NU trails 0-2)	11-25-78 H W 70-59	<u>12-23-09</u> N L 66-88	Totals 161-144
12-20-54 A L 76-88	Augustana (S.D.) (NU leads 3-0)	Totals 229-254	Chaminade (NU leads 2-0)
<u>12-29-85</u> N L 61-78	12-14-68 H W 73-56	Brooklyn (NU leads 2-0)	11-29-87 A W 76-75
Totals 137-166	12-4-69 H W 75-56	1-7-87 H W 62-46	<u>12-28-88</u> A W 86-85
Alabama A&M (NU leads 3-0)	<u>11-26-83</u> H W 113-69	<u>12-21-87</u> H W 72-44	Totals 162-160
12-21-05 H W 67-60	Totals 261-181	Totals 134-90	Charlotte (NU leads 1-0)
12-17-06 H W 82-55	Baker (NU leads 3-0)	Brown College "B" (NU leads 1-0)	3-19-08 H W 67-48
<u>11-17-07</u> H W 59-45	1904-05 W 49-19	3-15-1906 H W 57-12	Cheyenne Business College (NU trails 0-1)
Totals 208-160	2-3-1906 H W 34-23	Burgess-Nash (NU leads 1-0)	2-7-1903 A L 28-42
Alabama State (NU leads 1-0)	<u>2-21-1906</u> A W 33-27	1-30-16 A W 24-20	Chicago Central (NU trails 0-1)
12-3-08 H W 80-51	Totals 116-69	Butler (NU leads 2-1)	1904-05 A L 22-59
Alaska-Fairbanks (Series tied 1-1)	Ball State (NU trails 1-2)	12-30-29 A L 26-38	Chicago State (NU leads 3-0)
12-9-00 H W 84-55	12-27-80 A L 62-67	2-2-31 H W 32-14	1-16-90 H W 92-57
<u>11-23-02</u> N L 61-64	12-19-81 H W 71-57	<u>12-29-86</u> N W 67-56	12-17-05 H W 76-65
Totals 125-119	<u>11-24-02</u> N L 65-73	Totals 125-108	<u>12-10-09</u> H W 74-39
Alcorn State (NU leads 3-0)	Totals 191-203	California (NU trails 6-7)	Totals 242-161
12-29-07 H W 77-53	Baylor (NU leads 12-11)	1-7-38 H W 38-32	Cincinnati (NU trails 0-4)
12-8-10 H W 78-57	12-17-49 H W 69-55	12-26-38 A W 46-43	12-18-48 A L 46-64
<u>12-17-11</u> H W 60-46	12-9-1981 A W 64-63	12-27-38 A L 30-58	12-19-60 A L 60-75
Totals 215-156	12-11-82 H W 59-56	1-6-40 H W 46-32	12-31-96 N L 73-84
Angelo State (NU leads 1-0)	11-28-87 N L 79-82	12-26-40 A L 24-30	<u>12-28-13</u> A L 59-74
1-5-80 H W 83-70	2-19-97 A L 60-71	12-11-50 A L 59-62	Totals 238-297
Appalachian State (NU leads 2-1)	2-14-98 H W 66-55	12-22-61 A L 49-50	The Citadel (NU leads 4-0)
12-19-92 H W 93-83	3-6-98 *N W 65-46	12-21-64 H W 87-80	12-30-90 A W 94-80
12-1-93 A L 82-91	1-16-99 A W 68-55	12-22-64 H W 63-59	12-2-91 H W 84-61
<u>12-31-94</u> H W 108-71	1-22-00 H W 69-55	12-10-65 A L 71-87	12-7-92 H W 86-46
Totals 283-245	3-9-00 *N L *55-63	12-11-65 A W 70-68	<u>12-21-12</u> H W 77-62
Arizona (Series tied 2-2)	2-10-01 A L 58-69	12-21-68 N L 73-86	Totals 341-249
12-21-60 H W 79-55	2-27-02 H W 75-55	<u>12-8-72</u> N L 50-75	Colgate (NU leads 3-1)
12-23-68 A L 63-68	2-22-03 A L 64-78	Totals 706-762	2-25-21 H L 15-21
12-20-69 H W 79-69	1-21-04 H W 76-47	California-Davis (NU leads 1-0)	2-26-21 H W 24-15
<u>12-18-99</u> N L 59-80	2-12-05 A W 74-63	12-16-77 H W 69-64	12-4-92 H W 108-76
Totals 280-272	2-4-06 H W 60-45	California-Irvine (Series tied 2-2)	<u>12-5-98</u> H W 60-48
Arizona State (NU trails 3-4)	2-21-07 A L 59-63	12-1-69 H W 76-73	Totals 207-160
12-20-68 A L 76-83	1-19-08 H L 70-72	12-28-84 N W 73-67	College of Charleston (NU leads 1-0)
12-7-74 A L 62-83	3-7-09 A W 66-62	12-2-85 H L 80-87	11-27-94 N W 74-72
12-23-85 H W 80-67	3-11-09 N L 49-65	<u>11-28-86</u> A L 101-109	Colorado (NU leads 77-71)
12-28-02 A L 63-75	2-10-10 H L 53-55	Totals 330-336	2-5-03 A W 28-12
12-3-03 H W 68-60	2-9-11 A L 70-74	California Santa Barbara (NU leads 2-0)	1-16-20 A W 27-16
12-2-07 H W 62-47	<u>3-21-14</u> N L 60-74	12-22-78 N W 75-55	1-16-20 A W 24-17
<u>12-7-08</u> A L 44-64	Totals 1433-1423	<u>12-27-02</u> N W 60-57	1-10-38 H W 29-18
Totals 455-479	Bellevue (NU leads 1-0)	Totals 135-112	1-17-48 A W 59-55
Arkansas (NU trails 2-6)	3-20-1906 A W 39-27	Cal State Bakersfield (NU leads 1-0)	2-25-48 H W 58-53
12-16-32 H L 24-41	Bethune-Cookman (NU leads 1-0)	12-13-79 H W 94-80	2-5-49 H W 45-43
12-12-46 N L 46-57	12-20-04 H W 70-26	Cal State Fullerton (NU leads 1-0)	2-26-49 A W 56-45
12-30-80 A L 52-64	Bowling Green (NU leads 2-1)	12-4-67 H W 111-74	12-28-49 *N L 57-67
1-9-82 H L 50-51	12-15-90 H W 99-85	Camp Funston (NU trails 0-1)	1-16-50 A L 59-72
1-3-83 N L 58-64	12-7-96 H W 73-68	1917-18 H L 14-43	2-18-50 H W 59-49
12-10-83 H W 67-54	<u>1-1-97</u> N L 55-58	Canisius (Series tied 1-1)	1-15-51 A L 45-51
3-17-87 H W 78-71	Totals 227-211	12-29-36 A L 34-39	2-24-51 H W 58-45
<u>3-12-98</u> N L 65-74	Bradley (NU trails 2-5)	<u>3-13-85</u> H W 79-66	12-28-51 N L 63-68
Totals 440-476	12-30-37 A L 30-50	Totals 113-105	1-5-52 H W 63-61
Arkansas-Little Rock (NU leads 1-0)	12-17-38 H L 24-39	Carleton (NU trails 0-2)	2-11-52 A L 65-67
3-26-87 N W 76-67	12-29-45 A L 33-53	1-4-32 H L 30-40	12-30-52 *N L 53-67
Arkansas-Pine Bluff (NU leads 4-0)	12-12-49 A L 54-64	<u>12-22-32</u> A L 19-23	1-5-53 A W 80-65
11-23-04 H W 97-40	12-20-52 A W 73-65	Totals 49-63	2-9-53 H L 78-86
11-27-06 H W 71-42	12-18-54 A W 93-68	Carleton (NU trails 0-2)	2-8-54 H L 67-75
11-22-08 H W 67-53	<u>12-18-58</u> A L 48-85	1-4-32 H L 30-40	2-20-54 A L 58-83
	Totals 355-424	<u>12-22-32</u> A L 19-23	12-29-54 *N L 47-89

2-7-55	H	W	84-77	2-21-88	H	W	75-67
3-5-55	A	L	66-77	2-8-89	A	L	80-83
1-7-56	A	L	63-78	2-22-89	H	W	97-59
1-21-56	H	L	50-77	2-7-90	A	W	91-82
1-7-57	H	W	74-52	2-28-90	H	W	96-82
1-12-57	A	L	56-60	1-22-91	A	L	69-86
2-17-58	H	W	50-41	2-9-91	H	W	86-72
3-8-58	A	L	52-54	1-11-92	A	W	84-74
12-29-58	*N	L	50-54	2-29-92	H	W	84-70
1-5-59	A	L	50-57	1-25-93	A	W	82-67
2-23-59	H	W	62-61	2-24-93	H	W	76-67
12-26-59	*N	L	55-64	1-8-94	H	W	106-67
1-16-60	A	L	57-62 (OT)	1-19-94	A	L	81-86
1-30-60	H	L	54-58	2-8-95	A	W	100-86
1-9-61	H	W	65-61	2-25-95	H	L	74-80
1-14-61	A	W	51-66**	1-10-96	H	W	79-74
1-13-62	H	L	56-58	2-28-96	A	L	64-78
2-10-62	A	L	63-74	1-4-97	A	L	73-79
12-28-62	*N	L	47-59	2-5-97	H	W	77-69
1-7-63	H	L	47-75	1-11-98	H	W	87-72
3-4-63	A	L	51-80	2-21-98	A	W	79-71
12-30-63	*N	L	58-80	1-23-99	H	W	72-55
2-15-64	H	L	52-60	2-3-99	A	W	57-52
3-9-64	A	L	73-89	2-8-00	A	L	58-70
12-28-64	*N	L	52-70	2-26-00	H	W	69-64
2-6-65	A	L	52-62	2-3-01	H	L	57-60
2-13-65	H	W	66-59	2-17-01	A	W	87-82 (OT)
2-21-66	H	W	70-63	1-12-02	H	W	75-67
3-7-66	A	L	88-95	2-5-02	A	L	61-84
12-30-66	*N	L	66-73	3-7-02	***N	L	60-67
1-14-67	H	W	84-80	1-18-03	H	W	80-77 (OT)
3-11-67	A	L	57-64	3-8-03	A	L	69-84
2-1-68	H	W	87-73	1-14-04	H	L	60-68
2-24-68	A	L	73-75	3-6-04	A	L	75-78
2-8-69	A	L	81-83	1-12-05	A	W	68-61
2-24-69	H	W	79-65	3-2-05	H	W	70-55
12-27-69	*N	L	60-72	1-25-06	A	L	59-81
1-17-70	H	W	60-58	2-22-06	H	W	93-77
2-10-70	A	L	59-76	1-20-07	H	W	71-50
12-29-70	*N	W	77-67	3-3-07	A	L	69-73
2-16-71	A	W	65-63	1-15-08	A	L	51-55
3-6-71	H	W	85-71	3-9-08	H	W	68-49
1-15-72	H	W	67-55	2-4-09	A	W	55-53
2-26-72	A	L	57-67	2-18-09	H	W	46-41
2-6-73	H	L	59-67	1-27-10	A	L	60-72
3-6-73	A	L	63-71	3-2-10	H	L	68-81
2-12-74	A	L	64-65	1-18-11	H	W	79-67
3-5-74	H	W	65-42	<u>3-5-11</u>	A	L	<u>57-67</u>
1-25-75	H	W	85-59	Totals			9,800-9,351
2-15-75	A	L	61-62	*at Kansas City **Colorado forfeit			
1-24-76	A	W	66-64	***Phillips 66 Big Eight Championship			
2-14-76	H	W	80-61	Colorado College (NU leads 6-1)			
12-28-76	*N	L	50-55	2-4-1903	A	W	39-11
1-12-77	H	W	69-54	1-14-20	A	W	32-19
2-2-77	A	W	73-62	1-15-20	A	L	23-25
1-11-78	A	L	64-73	3-5-20	H	W	23-9
2-1-78	H	W	86-75	3-6-20	H	W	33-12
12-12-78	*N	L	61-74	1-4-29	A	W	32-24
1-13-79	A	L	61-64	<u>1-5-29</u>	A	W	<u>48-26</u>
2-3-79	H	W	79-52	Totals			230-127
1-19-80	A	W	53-44	Colorado State (NU leads 7-3)			
2-16-80	H	L	55-56	12-23-47	H	W	67-47
1-21-81	H	L	59-62	12-19-70	H	W	69-65
2-11-81	A	W	57-56	12-16-72	N	L	51-57
3-3-81	***N	L	66-70	12-22-80	H	W	54-48
1-30-82	A	W	74-57	12-23-81	A	L	51-58 (OT)
2-24-82	H	W	79-57	1-4-84	H	W	56-54
1-22-83	A	L	69-72	1-12-85	A	W	88-78 (2OT)
2-12-83	H	W	68-56	3-14-96	A	W	91-83
1-28-84	A	L	57-60	11-25-97	H	W	64-57
2-25-84	H	W	75-67	<u>12-12-98</u>	A	L	<u>49-75</u>
1-23-85	H	W	85-67	Totals			640-622
2-13-85	A	L	61-64	Columbia (NU leads 1-0)			
2-1-86	A	W	77-60	1-2-88	H	W	82-62
2-26-86	H	W	79-72				
1-17-87	H	W	86-66				
2-7-87	A	W	68-65				
1-30-88	A	W	63-57				

Connecticut (NU trails 0-2)			
3-19-92	N	L	65-86
<u>3-21-97</u>	A	L	<u>67-76</u>
Totals			132-162
Coppin State (NU leads 1-0)			
12-6-96	H	W	88-72
Cornell (NU leads 2-0)			
12-29-55	N	W	70-69
<u>12-29-82</u>	N	W	<u>66-56</u>
Totals			136-125
Cotner College (NU leads 4-1)			
12-12-1908	H	W	28-24
1-7-11	H	L	17-35
1-11-13	H	W	29-18
1-17-14	H	W	56-11
<u>1916-17</u>	W		<u>42-10</u>
Totals			172-98
Creighton (NU leads 25-22)			
1922-23	A	L	24-46
1923-24	H	W	25-21
2-28-25	A	W	15-11
1-9-26	A	W	20-15
2-15-26	H	L	11-15
3-4-32	A	L	18-47
3-7-32	H	L	26-28
12-9-77	H	W	65-58
12-9-78	A	L	61-78
12-8-79	H	W	64-55
12-6-80	A	L	61-66 (OT)
12-5-81	H	W	86-46
12-4-82	A	W	65-62
12-3-83	H	W	65-56
3-15-84	A	W	56-54
12-8-84	A	W	78-73
12-7-85	H	W	71-52
12-6-86	A	L	66-78
1-3-87	H	W	70-65 (OT)
12-9-87	A	L	73-88
11-26-88	H	W	86-77
12-14-89	A	L	83-86
12-6-90	H	W	97-63
12-7-91	A	W	90-85
12-10-92	H	W	100-83
12-9-93	A	W	67-53
12-7-94	H	W	85-57
12-6-95	A	W	88-67
1-8-97	H	W	71-52
12-10-97	A	L	73-84
12-9-98	H	W	76-60
12-9-99	A	L	72-89
1-2-01	H	L	51-62
12-12-01	A	L	70-76
12-21-02	H	L	73-81
12-10-03	A	L	54-61
3-16-04	A	W	71-70
12-11-04	H	L	48-50
12-11-05	A	L	44-70
11-18-06	H	W	73-61
11-24-07	A	L	62-74
11-29-08	H	W	54-52
12-06-09	A	L	61-67
12-5-10	H	W	59-54
12-4-11	A	L	66-76
12-6-12	H	L	42-64
<u>12-8-13</u>	A	L	<u>67-82</u>
Totals			3,103-2,785
Crete (NU leads 1-0)			
1-4-1907	A	W	82-8
Davidson (NU trails 0-1)			
11-19-2010	N	L	67-70
Delaware State (NU leads 3-0)			
12-29-94	H	W	94-52
12-20-95	H	W	88-41

12-8-03				H	W	<u>68-39</u>
Totals						250-132
Denver (NU leads 6-2)						
3-1-1907	H	W				40-13
1-26-35	H	W				34-22
1-7-36	A	L				35-45
12-16-57	H	W				68-63
12-13-60	H	W				77-52
12-15-62	H	L				54-63
11-26-82	H	W				94-58
<u>1-4-02</u>	H	W				<u>79-75 (OT)</u>
Totals						481-391
Denver YMCA (NU leads 1-0)						
2-3-1903	A	W				44-29
DePaul (NU trails 1-4)						
3-4-08	A	W				25-18
12-22-33	A	L				13-33
2-24-39	H	L				33-37
12-11-43	A	L				15-55
<u>3-28-83</u>	N	L				<u>58-68</u>
Totals						144-211
Detroit (NU trails 3-4)						
12-28-37	A	L				33-34
1-2-40	H	L				46-47
12-29-41	A	L				29-33
1-31-59	H	W				91-77
12-17-60	A	L				62-71
12-22-86	H	W				71-55
<u>12-7-87</u>	A	W				<u>63-58</u>
Totals						332-375
Doane (NU leads 2-0)						
1-17-1899	H	W				52-7
<u>1899-00</u>	H	W				<u>57-3</u>
Totals						109-10
Drake (NU leads 43-14)						
1-22-1909	H	W				39-30
1-23-1909	H	W				34-12
2-10-1909	A	L				12-34
2-11-1909	A	L				15-25
1-28-10	H	W				40-14
1-29-10	H	W				27-6
2-8-10	A	W				20-16
2-10-10	A	W				22-13
1-12-12	H	W				42-24
1-13-12	H	W				35-13
2-21-12	A	W				33-15
2-22-12	A	W				46-14
1-31-13	H	W				32-7
2-1-13	H	W				24-15
2-19-13	A	W				21-4
2-20-13	A	W				25-11
2-13-14	H	W				32-20
2-14-14	H	W				31-10
2-19-14	A	W				36-17
2-10-15	A	W				14-5
2-11-15	A	W				23-14
2-19-15	H	L				19-20
2-20-15	H	W				27-11
1-21-16	H	W				41-12
1-22-16	H	W				44-16
2-23-16	A	W				34-24
2-24-16	A	W				40-15
1916-17	W					23-13
1916-17	W					26-18
1917-18	A	W				32-10
1917-18	A	W				21-14
1-22-19	A	W				34-13
1-25-19	A	W				24-14
1-30-19	H	L				15-22
2-1-19	H	W				19-9
2-18-22	A	L				32-34
2-28-22	H	L				15-29
1922-23	H	L				18-30
1-25-23	A	L				25-36

1923-24	A	L	15-19
1923-24	H	L	12-25
1-17-25	H	W	20-8
3-2-25	A	L	10-18
2-2-26	A	W	23-21
3-1-26	H	W	22-21
1926-27	H	L	34-35
3-4-27	A	W	46-32
1-14-28	A	L	28-32
2-14-28	H	W	34-27
2-16-29	H	W	37-24
2-23-29	A	W	33-26
1-24-31	H	W	30-25
1-9-32	A	W	33-19
12-9-46	H	W	48-44
1-31-47	A	W	65-44
12-30-87	A	L	68-85
12-23-88	H	W	65-57
Totals			1,715-1,221

Duquesne (NU trails 1-2)			
12-20-48	A	L	49-55
12-9-69	H	W	82-77
12-6-71	A	L	53-75
Totals			184-207

Eastern Illinois (NU leads 5-0)			
12-3-90	A	W	94-64
1-4-92	H	W	81-68
1-2-93	H	W	70-54
11-23-99	H	W	81-78 (20T)
11-21-00	H	W	85-71
Totals			411-335

Eastern Michigan (NU leads 1-0)			
11-29-03	H	W	67-59

Eastern Washington (NU leads 5-0)			
12-3-79	H	W	82-68
1-14-84	H	W	105-71
12-21-91	H	W	102-67
12-31-02	H	W	63-60
12-18-10	H	W	72-42
Totals			361-248

Emporia State (NU leads 1-0)			
2-4-56	H	W	72-59

Evansville (Series tied 1-1)			
1-3-85	A	L	73-80
1-6-86	H	W	77-70
Totals			150-150

Fairleigh Dickinson (NU leads 1-0)			
11-22-03	H	W	80-64

Florida A&M (NU leads 2-0)			
12-20-93	H	W	86-61
1-5-09	H	W	81-56
Totals			167-117

Florida Gulf Coast (NU leads 2-0)			
12-7-01	H	W	51-50
11-8-13	H	W	79-55
Totals			130-105

Florida State (NU trails 0-1)			
12-31-05	N	L	60-74

Fond du Lac (NU trails 0-1)			
1900-01	A	L	20-32

Fordham (NU leads 1-0)			
12-30-92	N	W	79-55

Fort Dodge (NU leads 5-1)			
1904-05		W	53-27
3-21-1906	A	W	33-23
2-14-1907	A	W	34-22
2-9-14	A	W	38-22
1917-18	H	W	19-16
1917-18	H	L	14-21
Totals			171-132

Fort Dodge Company G (NU trails 0-1)			
1-6-15	A	L	18-23

Fort Riley (NU leads 1-0)			
2-20-1906	A	W	43-13

Fresno State (NU leads 2-0)			
12-15-51	H	W	72-48
3-22-96	A	W	83-71
Totals			155-119

Furman (NU leads 2-0)			
1-4-88	A	W	75-74 (OT)
12-17-88	H	W	69-56
Totals			144-130

Gardner Naval Reserve (NU trails 0-2)			
1-21-43	H	L	37-52
2-6-43	N	L	37-43
Totals			74-95

George Washington (NU trails 0-1)			
1-2-37	A	L	22-41

Georgia (NU leads 2-1)			
12-20-85	H	L	63-67
3-16-95	H	W	69-61
11-24-13	N	W	73-65
Totals			205-193

Georgia Southern (NU leads 1-0)			
12-1-95	H	W	82-59

Georgia State (NU leads 2-0)			
1-4-73	N	W	63-54
12-11-73	H	W	78-75 (OT)
Totals			141-129

Georgia Tech (NU trails 0-1)			
12-28-83	A	L	49-66

Grambling State (NU leads 3-1)			
1-6-88	H	L	68-71 (OT)
12-2-95	H	W	96-80
12-6-97	H	W	85-48
12-21-10	H	W	79-39
Totals			328-238

Great Lakes (NU trails 0-1)			
1-24-42	H	L	40-50

Greeley HS (NU leads 1-0)			
2-6-1903	A	W	25-15

Grinnell (NU leads 17-7)			
2-23-1907	A	L	21-27
3-7-1908	A	L	14-37
1916-17		L	9-22
1-23-19	A	W	24-14
1-24-19	A	L	15-16
3-12-19	H	W	27-15
3-13-19	H	L	21-22
1-14-21	H	W	31-10
1-15-21	H	W	28-15
2-11-21	A	W	31-16
2-12-21	A	W	29-22
1-14-22	H	W	27-17
2-7-22	A	W	28-25
1-27-23	A	W	20-13
1922-23	H	L	17-32
1923-24	A	W	32-19
1923-24	H	W	32-18
2-9-25	H	W	35-27
3-3-25	A	L	21-36
1-16-26	H	W	24-14
1-30-26	A	W	39-18
1926-27	H	W	30-22
2-10-28	A	W	35-22
2-28-28	H	W	35-16
Totals			625-495

Hamline (NU leads 2-0)			
1-7-15	A	W	20-9
1916-17		W	15-8
Totals			35-17

Harvard (NU leads 3-0)			
12-30-48	N	W	56-54
1-3-53	H	W	92-53
12-1-89	H	W	117-79
Totals			265-186

Haskell (NU trails 0-2)			
2-28-1902	A	L	29-79
1-17-1903	A	L	18-25
Totals			47-104

Hastings (NU leads 1-0)			
1-13-20	A	W	47-9

Hawaii (NU trails 2-6)			
12-11-67	A	L	74-82
12-13-67	A	L	72-86
12-2-76	A	W	64-59
12-3-76	A	W	60-59
12-29-79	N	L	55-67
12-29-97	A	L	62-87
3-22-04	A	L	83-84
12-22-06	N	L	72-81
Totals			542-605

Hawaii-Hilo (NU trails 0-1)			
12-1-76	A	L	66-71

Highland Park (NU trails 1-2)			
1903-04		L	Score NA
1904-05		L	34-39
1-23-1908	H	W	51-23
Totals			85-62

Hillyard's (NU trails 0-1)			
1926-27	A	L	20-36

Hofstra (Series tied 1-1)			
3-16-06	A	L	62-73
11-21-10	N	W	62-47
Totals			124-120

Houston (NU trails 1-3)			
12-3-62	A	L	61-68
12-14-63	H	L	58-64
12-12-69	A	L	82-112
12-23-06	N	W	70-57
Totals			271-301

Hudson College (NU leads 1-0)			
2-18-1907	A	W	26-25

Idaho (NU trails 3-4)			
12-23-49	H	W	66-45
12-17-71	H	W	90-49
1-2-80	A	L	55-64
11-29-80	H	L	53-64
12-5-88	A	L	68-83
12-11-89	H	L	72-79
12-28-90	H	W	85-65
Totals			489-449

Idaho State (NU leads 1-0)			
12-3-94	H	W	98-72

Illinois Wesleyan (NU leads 1-0)			
1-4-21	A	W	32-1

Independence (NU leads 1-0)			
2-22-1906	A	W	41-16

Iona (NU leads 2-0)			
3-21-83	H	W	85-73
12-20-00	N	W	81-80
Totals			166-153

Iowa State (NU leads 131-103)			
1-15-09	H	W	42-20

1-16-09	H	W	40-21
2-8-09	A	L	16-22
2-9-09	A	W	31-17
1-21-10	H	W	24-21
1-22-10	H	W	29-26
2-11-10	A	L	23-34
2-12-10	A	L	17-18
1-20-11	H	W	41-20
1-21-11	H	L	31-33
2-6-11	A	L	27-31
2-7-11	A	W	22-19
2-2-12	H	W	33-12
2-3-12	H	W	40-14
2-23-12	A	W	31-21
2-24-12	A	W	31-12
2-21-13	A	W	29-12
2-22-13	A	W	16-10
2-28-13	H	W	28-8
3-1-13	H	W	24-12
2-20-14	A	W	15-9
2-21-14	A	W	16-3
2-27-14	H	W	24-16
2-28-14	H	W	41-13
1-15-15	H	W	32-15
1-16-15	H	W	25-12
2-12-15	A	W	24-12
2-13-15	A	L	11-25
2-4-16	H	W	35-21
2-5-16	H	W	31-14
2-25-16	A	W	23-14
2-26-16	A	W	29-17
2-22-17	A	L	7-19
2-23-17	A	L	17-24
3-9-17	H	L	22-24
3-10-17	H	W	24-21
2-9-21	A	L	30-38
2-10-21	A	W	32-23
3-4-21	H	W	33-16
3-5-21	H	W	37-11
1-9-22	A	W	21-14
2-4-22	H	L	7-26
1-26-23	A	W	21-15
2-3-23	H	L	17-21
2-27-24	A	W	18-16
3-3-24	H	W	27-14
2-24-25	H	W	37-17
3-4-25	A	W	28-13
1-23-26	H	W	18-13
2-1-26	A	W	27-12
1-29-27	H	W	35-19
3-3-27	A	L	24-26
1-28-28	H	W	37-26
2-9-28	A	W	32-26
2-2-29	H	W	45-39
2-22-29	A	L	33-37
1-22-30	A	W	32-22
2-22-30	H	W	52-50
1-31-31	H	W	31-19
2-16-31	A	L	28-42
1-8-32	A	W	28-24
2-1-32	H	L	32-33
1-30-33	H	L	25-30 (OT)
2-28-33	A	W	43-16
1-5-34	A	W	37-31 (OT)
2-24-34	H	W	26-21
1-12-35	H	W	32-31
2-23-35	A	L	14-22
1-25-36	A	L	40-41 (OT)
2-15-36	H	W	49-20
1-16-37	H	W	45-33
3-3-37	A	W	48-31
1-29-38	A	W	35-32
2-14-38	H	W	50-23
1-30-39	H	W	51-44
2-27-39	A	L	28-41
1-8-40	H	W	44-28
2-17-40	A	L	33-40
1-25-41	A	W	38-35

2-1-41	H	W	41-36	3-8-75	A	L	69-82
1-31-42	A	L	33-39	2-7-76	A	W	66-56
2-7-42	H	W	39-31	3-6-76	H	W	82-66
1-18-43	A	L	38-50	12-29-76	*N	W	75-55
2-27-43	H	W	51-36	1-15-77	A	W	49-48
1-8-44	H	L	24-56	2-5-77	H	W	66-51
2-14-44	A	L	35-58	1-14-78	H	L	59-65
1-8-45	H	L	38-50	2-4-78	A	W	62-56
2-19-45	A	L	45-47	1-6-79	A	W	72-68
1-14-46	A	L	39-57	2-10-79	H	L	46-48
2-8-46	H	L	45-57	1-9-80	A	W	58-50
12-13-46	*N	W	54-51	2-9-80	H	W	69-66
1-20-47	A	L	44-61	1-28-81	A	W	61-56
2-10-47	H	L	54-56	2-18-81	H	W	81-61
1-6-48	A	L	44-55	1-23-82	H	W	60-47
2-21-48	H	W	62-57	2-20-82	A	L	61-63
1-15-49	H	W	71-50	1-18-83	A	W	59-54
2-19-49	A	W	44-41	2-19-83	H	W	67-66
12-30-49	*N	W	85-67 (OT)	3-8-83	**H	W	94-71
1-14-50	H	W	64-46	1-18-84	A	W	64-63
2-25-50	A	W	56-54 (OT)	2-18-84	H	L	48-69
1-8-51	H	W	51-49	1-30-85	A	L	65-76
2-2-51	A	L	51-67	2-21-85	H	W	74-57
12-29-51	*N	L	66-75	1-25-86	H	W	75-58
1-28-52	A	L	72-78	2-22-86	A	L	73-81
2-25-52	H	W	75-53	3-8-86	**N	L	58-75
12-29-52	*N	W	83-79	1-20-87	A	L	75-91
1-17-53	H	L	60-78	2-11-87	H	W	66-65
3-2-53	A	L	66-93	1-20-88	A	L	76-114
1-4-54	A	W	74-60	2-27-88	H	L	84-85
2-27-54	H	W	78-65	1-31-89	A	L	76-88
1-4-55	H	W	76-63	2-25-89	H	W	77-74
2-26-55	A	L	75-82	1-27-90	H	L	83-91
2-18-56	H	L	69-71 (OT)	2-24-90	A	L	85-101
3-9-56	A	L	74-94	1-12-91	H	W	97-87
12-29-56	*N	L	69-89	2-13-91	A	W	65-57
2-16-57	A	L	47-59	2-1-92	H	W	68-63
3-9-57	H	W	67-58	2-22-92	A	W	80-70
12-30-57	*N	L	51-61	2-3-93	A	L	69-96
1-18-58	H	L	52-57	2-27-93	H	W	91-87
2-1-58	A	L	63-78	1-3-94	A	W	78-72
1-17-59	H	W	52-49	2-12-94	H	W	102-96
2-28-59	A	L	56-59	2-11-95	A	L	69-72 (OT)
1-4-60	A	L	53-57	3-5-95	H	L	77-79
2-13-60	H	W	69-49	2-3-96	H	L	65-75
1-21-61	H	L	58-66	2-10-96	A	L	59-74
2-13-61	A	L	62-68	3-8-96	**N	L	60-62
1-20-62	A	L	72-84	1-29-97	H	L	67-77
2-12-62	H	L	66-79	2-22-97	A	W	74-69 (OT)
12-26-62	*N	L	68-82	1-24-98	H	W	63-49
2-4-63	A	L	69-83	2-28-98	A	W	70-62
2-11-63	H	L	54-75	1-30-99	A	L	47-52
1-6-64	A	W	55-52	2-13-99	H	W	59-57
2-22-64	H	W	57-55	1-12-00	H	L	65-66
12-30-64	*N	L	62-69	2-12-00	A	L	65-87
1-18-65	H	W	88-79	1-20-01	H	L	59-60
2-20-65	A	W	69-65	3-3-01	A	L	73-86
1-4-66	A	W	76-74	1-26-02	H	W	86-84 (OT)
2-12-66	H	W	81-70	2-16-02	A	L	79-85
2-11-67	H	W	94-82	1-25-03	A	L	61-71
2-18-67	A	W	76-65	3-1-03	H	W	69-63
1-5-68	A	L	70-85	1-10-04	A	L	74-89
3-1-68	H	L	92-93 (OT)	2-28-04	H	W	68-65
1-25-69	A	L	93-99 (OT)	2-8-05	H	L	60-65
2-15-69	H	L	74-75 (OT)	2-27-05	A	W	76-69
12-29-69	*N	W	74-66	1-17-06	H	L	75-88
1-6-70	A	L	70-72	2-15-06	A	W	73-63
3-7-70	H	W	87-81	1-10-07	A	L	62-71
1-16-71	H	W	84-62	2-28-07	H	L	63-69
2-9-71	A	W	69-67 (OT)	2-2-08	H	W	64-56
2-12-72	H	W	76-71	2-16-08	A	L	52-60
3-6-72	A	L	67-76	1-14-09	A	L	53-65
12-27-72	*N	L	64-75	3-4-09	H	W	77-61
1-30-73	A	L	60-81	1-16-10	H	L	53-56
2-27-73	H	L	76-82	2-24-10	A	L	74-78
2-5-74	H	W	91-88 (3OT)	1-8-11	H	W	63-62
3-9-74	A	L	58-76	2-25-11	A	L	82-83 (OT)
2-8-75	H	W	75-62	Totals			12,614-11,261

* at Kansas City
**Phillips 66 Big Eight Championship

IPFW (NU leads 3-0)

12-14-02	H	W	63-46
11-26-07	H	W	79-62
12-20-08	H	W	75-48
Totals			217-156

Jackson State (NU leads 2-0)

12-19-09	H	W	57-41
12-1-10	H	W	76-57
Totals			133-98

Jacksonville State (NU leads 1-0)

12-18-12	H	W	59-55
----------	---	---	-------

Kansas (NU trails 71-170)

3-2-00	H	W	48-8
3-1-01	A	W	35-29
1-31-02	H	W	23-18
2-12-06	H	L	17-37
2-9-07	H	W	32-19
1-17-08	A	W	20-17
1-18-08	A	W	23-21
2-21-08	H	L	26-28
2-22-08	H	L	25-28
1-8-09	A	L	13-48
1-9-09	A	L	17-36
1-30-09	H	L	13-18
3-4-09	*N	L	22-28
3-5-09	*N	L	15-24
3-6-09	*N	W	32-29
1-7-10	A	L	17-32
1-8-10	A	L	16-40
2-26-10	H	L	20-40
2-27-10	H	L	13-40
2-10-11	A	W	15-11
2-11-11	A	L	12-37
2-24-11	H	W	34-24
2-25-11	H	W	38-28
1-19-12	A	W	30-26
1-20-12	A	W	30-26
3-1-12	H	W	49-21
3-2-12	H	W	29-28
3-10-13	H	W	40-25
3-11-13	A	W	18-16
3-12-13	**N	L	24-30
1-22-15	A	L	18-43
1-23-15	A	L	23-30
1-14-16	H	W	34-33
1-15-16	H	W	40-27
2-16-17	A	W	21-19
2-17-17	A	L	10-30
2-15-18	H	W	24-23
2-16-18	H	L	25-31
3-5-19	A	L	17-31
3-6-19	A	W	29-24
1-19-22	H	L	15-25
3-6-22	A	L	18-41
1-5-23	A	L	20-30
2-12-23	H	L	15-36
1-18-24	A	L	18-19
1-26-24	H	L	10-13
1-31-25	H	L	20-25
2-17-25	A	L	20-28
2-6-26	H	L	14-25
2-27-26	A	L	17-30
1-19-27	A	W	27-24
2-26-27	H	L	25-34
2-17-28	A	L	27-33
2-24-28	H	W	32-28
1-19-29	H	W	30-29
2-7-29	A	W	37-31
2-10-30	A	L	20-27
3-1-30	H	L	35-36
1-19-31	A	W	31-30 (OT)
2-14-31	H	L	29-34
1-12-32	H	L	31-34

2-15-32	A	L	19-51
1-6-33	A	L	29-32
2-4-33	H	L	20-34
1-9-34	H	W	24-21
2-19-34	A	L	24-25
2-11-35	A	L	21-32
2-15-35	H	L	24-32
1-20-36	A	L	23-45
2-29-36	H	L	36-43
2-2-37	A	L	22-27
2-27-37	H	W	37-32
2-2-38	A	L	33-48
2-26-38	H	L	47-50
1-14-39	H	W	48-37
2-14-39	A	L	46-49
1-23-40	A	L	24-40
2-24-40	H	L	41-48
2-10-41	A	L	38-44
3-1-41	H	L	53-55
1-17-42	H	L	32-51
2-14-42	A	L	30-58
2-13-43	H	L	24-56
2-23-43	A	L	33-52
1-15-44	A	L	27-51
2-19-44	H	L	47-56
1-12-45	A	L	33-48
2-10-45	H	W	59-45
1-11-46	H	L	45-56
2-15-46	A	L	30-72
1-14-47	H	W	48-46
2-15-47	A	L	37-69
12-20-47	*N	L	60-64 (OT)
2-7-48	A	W	61-57
3-6-48	H	W	70-64
1-8-49	H	W	52-34
2-12-49	A	W	49-39
1-10-50	H	W	57-56
2-11-50	A	L	36-49
12-30-50	*N	L	47-63
1-6-51	A	L	41-66
2-10-51	H	L	52-61
1-14-52	H	L	66-69
2-16-52	A	L	52-90
12-27-52	*N	L	66-73
1-12-53	H	L	59-65
2-14-53	A	L	58-77
2-13-54	A	L	68-79
2-22-54	H	L	62-67
12-30-54	*N	L	66-69
1-15-55	H	W	66-62
2-19-55	A	W	68-55
2-11-56	A	L	56-80
2-25-56	H	L	56-60
2-9-57	H	L	54-69
2-23-57	A	L	60-87
2-8-58	A	L	46-102
2-22-58	H	W	43-41
2-14-59	H	L	55-63
2-21-59	A	L	50-66
1-9-60	H	L	47-60
3-7-60	A	L	74-79
12-28-60	*N	L	53-78
2-11-61	H	L	33-38
2-25-61	A	W	69-68
12-30-61	*N	L	68-69
1-6-62	A	W	69-67
2-21-62	H	L	70-73
1-19-63	A	L	53-72
2-23-63	H	L	39-45
1-14-64	A	L	48-74
2-24-64	H	L	55-64
1-4-65	H	L	56-66
2-23-65	A	L	62-71
12-30-65	*N	L	61-71
1-18-66	H	W	83-75
2-26-66	A	L	73-110
2-7-67	A	L	58-84
3-4-67	H	L	57-64

2-17-68	A	L	60-71	1-17-01	A	L	62-84	2-13-33	A	L	30-36	12-27-66	*N	L	81-98
2-27-68	H	W	76-69	2-25-01	H	L	74-78	1-15-34	A	L	24-25	2-4-67	A	W	67-59
12-26-68	*N	L	56-82	1-9-02	A	L	57-96	2-3-34	H	W	38-31	2-25-67	H	W	79-71
1-4-69	H	L	52-56	2-24-02	H	L	87-88	1-21-35	A	L	41-47	12-30-67	*N	W	66-62
2-22-69	A	L	73-79	1-11-03	A	L	59-92	3-2-35	H	W	28-21	1-9-68	A	L	62-78
12-30-69	*N	W	78-73	2-1-03	H	L	51-81	2-1-36	H	W	43-30	2-10-68	H	W	92-68
2-7-70	H	W	84-73	2-15-04	H	W	74-55	2-10-36	A	W	40-32	1-7-69	A	L	72-95
2-17-70	A	L	87-100	3-3-04	A	L	78-67	1-30-37	A	W	41-38	3-1-69	H	W	88-71
12-30-70	*N	L	52-72	1-19-05	A	L	57-59	2-15-37	H	W	40-37	1-13-70	H	L	64-71
2-6-71	H	L	67-81	2-5-05	H	L	65-78	1-22-38	H	W	46-32	2-21-70	A	L	62-79
3-13-71	A	L	54-59	1-21-06	A	L	54-96	2-21-38	A	L	29-41	1-9-71	A	L	69-70
1-29-72	A	L	55-57 (OT)	2-8-06	H	L	48-69	1-17-39	A	L	38-43	3-2-71	H	W	87-71
2-19-72	H	W	99-78	1-29-07	H	L	56-76	2-8-39	H	W	42-34	2-1-72	H	W	61-60
12-29-72	*N	W	74-72	2-17-07	A	L	39-92	1-19-40	A	L	25-32	3-11-72	A	L	76-81 (OT)
2-10-73	A	W	59-46	1-12-08	H	L	58-79	2-13-40	H	W	61-28	2-3-73	H	L	55-82
2-24-73	H	W	62-59	1-26-08	A	L	49-84	1-7-41	H	W	33-23	3-3-73	A	L	70-97
12-29-73	*N	L	66-75	3-14-08	**N	L	54-64	1-17-41	A	L	32-35	12-27-73	*N	L	47-68
1-12-74	A	L	64-79	1-28-09	H	L	62-68	1-6-42	H	W	44-38	1-22-74	H	L	65-73
2-26-74	H	L	46-51	2-21-09	A	L	53-70	2-2-42	A	L	35-38	3-2-74	A	W	58-54
12-28-74	*N	L	62-63	1-13-10	H	L	72-84	1-5-43	A	W	41-32	12-30-74	*N	L	63-80
2-5-75	A	L	44-72	2-6-10	A	L	64-75	2-17-43	H	W	50-47 (OT)	1-18-75	H	W	74-61
3-5-75	H	L	77-79 (2OT)	1-15-11	A	L	60-63	2-1-44	H	W	54-47	2-19-75	A	L	64-65
12-27-75	*N	L	66-69	2-2-11	H	L	66-86	2-29-44	A	L	37-40	1-17-76	A	W	65-59
2-4-76	H	W	57-54	Totals			11,958-13302	12-23-44	*N	L	46-49	2-18-76	H	L	53-65
3-3-76	A	W	62-58	*at Manhattan, Kan.				1-20-45	A	L	48-70	1-8-77	H	L	52-57
1-26-77	H	W	60-57	**Phillips 66 Big Eight/Big 12 Championship				2-24-45	H	L	47-55	2-9-77	A	L	62-67
2-19-77	A	L	66-74	Kansas City YMCA (NU leads 1-0)				12-15-45	*N	W	62-47	12-29-77	*N	L	60-69
2-26-77	**A	L	58-61	1-29-1906	H	W	25-24	1-2-46	H	W	44-37	1-7-78	A	W	77-63
1-25-78	H	W	62-58	Kansas City Athletic Club (NU trails 2-3)				2-28-46	A	L	49-54	2-8-78	H	W	63-50
2-18-78	A	L	70-75	1-13-1906	H	W	33-22	1-4-47	A	L	54-63	1-17-79	H	W	55-53
1-27-79	H	W	66-64 (OT)	2-23-1906	A	L	21-49	2-27-47	H	W	54-50	2-7-79	A	L	46-58
2-21-79	A	L	59-66	2-25-1906	A	W	26-25	1-31-48	H	L	45-64	2-28-79	**A	L	60-61 (2OT)
1-16-80	H	W	64-57	1923-24	A	L	18-27	2-27-48	A	L	49-56	1-26-80	H	L	64-66 (2OT)
2-5-80	A	W	61-56	1-2-26	A	L	20-36	12-28-48	*N	L	34-48	2-20-80	H	W	70-58
1-31-81	H	W	57-54	Totals			118-159	1-31-49	H	W	70-48	2-29-80	**N	L	59-60
2-25-81	A	L	49-75	Kansas State (NU trails 93-127)				3-1-49	A	L	28-53	1-14-81	H	W	59-49
1-13-82	H	W	75-55	1905-06	A	W	50-14	1-30-50	H	W	65-63 (OT)	2-14-81	A	L	49-66
2-13-82	A	L	63-66	1-15-08	A	W	36-18	3-11-50	A	L	60-63	2-3-82	H	L	64-75
2-5-83	H	W	68-61	1-7-09	A	W	36-31	12-29-50	*N	L	53-72	2-27-82	A	L	50-67
3-2-83	A	W	60-58	1-6-10	A	L	16-27	2-5-51	H	L	50-79	1-26-83	H	W	59-43
1-25-84	A	L	61-77	2-14-10	H	L	17-28	2-26-51	A	L	48-74	2-16-83	A	W	56-45
2-15-84	H	L	66-67	1-18-12	A	W	26-25	12-27-51	*N	L	67-87	2-4-84	A	W	47-46
2-2-85	H	L	80-91	2-15-13	H	W	27-16	1-12-52	A	L	36-71	2-28-84	H	W	63-56
2-28-85	A	L	65-70	1-20-15	A	W	26-19	3-1-52	H	L	60-75	3-7-84	**H	L	39-41
3-5-85	**N	L	69-74	1-21-15	A	W	26-20	2-7-53	H	W	80-67	1-16-85	H	W	75-63
1-15-86	H	L	70-81	2-11-16	H	W	21-20	3-10-53	A	L	80-108	2-16-85	A	L	62-68
2-15-86	A	L	61-79	2-12-16	H	W	26-25	12-26-53	*N	W	78-74	2-5-86	***H	L	54-64
1-22-87	A	L	65-86	1916-17	A	L	13-45	1-11-54	H	W	88-75	3-1-86	A	W	64-60
2-28-87	H	W	83-81 (OT)	1916-17	A	L	10-34	2-6-54	A	L	70-91	1-10-87	A	L	82-114
1-27-88	H	W	70-68	1917-18	A	W	31-23	1-11-55	H	W	69-59	2-14-87	H	W	78-76
2-16-88	A	L	48-70	1917-18	A	L	16-26	2-5-55	A	L	62-79	3-6-87	**N	L	45-47
2-4-89	H	W	74-70	3-8-19	H	L	32-34	12-30-55	*N	L	51-79	2-6-88	A	L	63-65
3-1-89	A	L	71-80	3-9-19	A	L	21-30	2-6-56	H	L	52-66	3-2-88	H	L	67-77
1-8-90	H	L	93-98	2-14-22	A	W	25-24	2-20-56	A	L	50-73	3-11-88	**N	L	70-75
2-17-90	A	L	67-94	3-3-22	H	W	21-13	2-4-57	A	L	53-89	1-21-89	H	L	68-80
2-5-91	A	L	77-85	1-6-23	A	W	21-15	2-18-57	H	L	56-81	2-11-89	A	L	66-80
3-3-91	H	W	85-75	1922-23	H	L	14-17	12-28-57	*N	L	57-88	2-3-90	H	W	74-71
3-9-91	**N	W	87-83	1923-24	H	W	27-14	1-11-58	A	L	59-74	3-3-90	A	L	57-80
1-25-92	A	L	78-103	1-17-24	A	L	23-26	3-3-58	H	W	55-48	1-5-91	A	W	74-69
2-19-92	H	W	81-79 (OT)	1-9-25	A	W	23-11	2-2-59	H	L	43-50	2-23-91	H	W	85-78
2-7-93	H	W	68-64	2-13-25	H	W	32-20	3-9-59	A	L	54-76	2-8-92	A	L	66-70
3-3-93	A	L	83-94	2-9-26	A	L	26-41	12-29-59	*N	L	63-71	3-4-92	H	W	91-62
2-6-94	A	L	87-94	2-16-26	H	L	21-28	2-20-60	H	W	70-60	1-23-93	H	L	64-66
2-23-94	H	W	96-87	1926-27	A	L	23-34	3-5-60	A	L	74-83	2-13-93	A	W	80-59
1-23-95	A	L	67-84	1926-27	H	W	26-24	2-27-61	H	L	67-77	3-12-93	**N	L	45-47
2-14-95	H	L	68-91	1-21-28	H	L	24-29	3-4-61	A	L	56-75	2-9-94	A	W	76-68
1-28-96	H	L	73-88	2-18-28	A	L	22-28	12-27-61	*N	L	48-60	2-26-94	H	W	86-77
2-19-96	A	L	71-81	1-24-29	A	L	21-30	2-3-62	A	L	53-72	1-12-95	H	W	78-56
2-1-97	A	L	77-82 (OT)	3-2-29	H	W	62-45	3-7-62	H	L	60-84	3-1-95	A	L	73-75
3-2-97	H	L	65-85	1-10-30	A	W	41-39	1-12-63	A	L	53-66	1-31-96	A	L	68-77
1-3-98	A	L	76-96	2-1-30	H	L	42-46	2-2-63	H	L	60-72	3-3-96	H	W	70-66
2-1-98	H	L	71-82	2-9-31	A	W	37-31	12-26-63	*N	L	78-100	1-15-97	H	W	87-77 (OT)
3-7-98	**N	L	59-91	2-24-31	H	L	30-32	2-3-64	H	L	66-73 (OT)	2-10-97	A	L	53-61
1-27-99	H	W	84-69	1-18-32	A	L	20-32	2-17-64	A	L	48-50	1-28-98	A	L	49-72
2-10-99	A	W	64-59	2-6-32	H	W	32-26	2-9-65	A	W	62-57	2-7-98	H	L	63-69
3-5-99	**N	L	53-77	1-14-33	H	W	31-25	3-8-65	H	L	67-79	1-13-99	H	W	70-61
1-15-00	A	L	82-97					1-15-66	A	W	82-71	2-24-99	A	L	45-62
2-23-00	H	L	58-83					3-1-66	H	W	79-69	1-8-00	A	L	79-97

1-29-00	H	W	81-72
1-30-01	A	W	63-61
2-14-01	H	W	82-56
3-8-01	**N	L	58-62
2-9-02	H	W	99-82
3-2-02	A	L	58-67
1-22-03	A	L	53-77
2-25-03	H	W	68-61
2-4-04	A	L	61-78
2-18-04	H	L	58-63
1-8-05	H	W	95-85 (2ot)
3-5-05	A	L	53-73
1-11-06	A	W	57-42
3-1-06	H	L	64-66
1-27-07	A	L	45-61
2-13-07	H	W	74-63
2-6-08	A	L	59-74
2-20-08	H	W	71-64
1-17-09	H	W	73-51
2-28-09	A	L	72-77
2-2-10	H	L	57-76
2-17-10	A	L	87-91
2-2-11	A	L	53-69
2-23-11	H	L	57-61
Totals			11,897-12,555
* at Kansas City			
** Phillips 66 Big Eight/Big 12 Championship			
***Kansas State forfeit			
Kent State (NU leads 2-1)			
12-5-92	H	W	85-61
12-21-00	N	W	69-68
11-24-12	H	L	60-74
Totals			214-203
Kentucky (NU trails 1-2)			
12-18-40	H	W	40-39
12-16-41	A	L	27-42
12-15-72	A	L	60-85
Totals			127-166
Knox (NU leads 1-0)			
2-26-20	A	W	31-24 (OT)
La Salle (Series tied 1-1)			
12-16-66	N	L	76-99
12-18-71	H	W	75-60
Totals			151-159
Lawrence (NU leads 1-0)			
1904-05	W		37-24
Lehigh (NU leads 1-0)			
12-4-87	H	W	71-66
Lewis (NU trails 0-1)			
1904-05	L		32-61
Lincoln High (NU leads 1-0)			
1903-04	W		49-26
Lincoln YMCA (NU leads 10-4)			
2-2-1897	H	W	11-8
2-23-1897	H	W	23-14
1-8-1898	H	L	9-15
2-1-1898	H	L	13-20
1899-00	H	W	39-7
1900-01	H	W	10-8
2-1-1902	H	W	32-30
12-18-1902	H	W	25-18
1-24-1903	H	L	24-35
2-20-1903	H	W	33-20
1903-1904	W		Score NA
1903-1904	W		Score NA
1903-1904	H	W	31-12
12-17-1908	H	L	16-34
Totals			266-221
Lipscomb (NU leads 2-0)			
1-7-03	H	W	70-60
12-22-03	H	W	75-52
Totals			145-112

Long Beach State (NU leads 3-0)			
12-6-74	N	W	67-55
1-9-95	A	W	82-71
1-6-96	H	W	69-68
Totals			218-194
Longwood (NU leads 1-0)			
11-18-05	H	W	80-65
Louisiana State (NU trails 0-1)			
12-30-88	N	L	87-90
Louisiana Tech (NU leads 1-0)			
11-20-05	H	W	59-56
Louisville (NU trails 0-2)			
12-30-46	A	L	53-68
12-30-79	N	L	58-65
Totals			111-133
Loyola (Ill.) (Series tied 1-1)			
12-26-36	A	L	35-53
2-19-38	H	W	39-38
Totals			74-91
Loyola Marymount (NU leads 1-0)			
12-12-80	N	W	67-66
Lubbock Christian (NU leads 1-0)			
11-21-06	H	W	65-42
MacMurray (NU leads 1-0)			
12-15-73	H	W	76-50
Mankato State (NU leads 1-0)			
12-22-76	H	W	64-61
Marquette (Series tied 4-4)			
12-20-33	A	L	22-25
12-14-40	H	W	35-20
12-31-45	A	L	36-49
12-21-57	A	L	64-79
12-8-58	H	W	62-60
3-11-87	H	W	78-76
12-21-04	A	L	62-81
11-30-05	H	W	84-74
Totals			445-464
Marshall (NU trails 0-1)			
3-13-67	N	L	88-119
Marshallfield (NU leads 1-0)			
2-19-1907	A	W	33-16
Maryland-Baltimore Co. (Series tied 1-1)			
1-17-89	H	W	86-65
12-23-08	H	L	64-66
Totals			150-131
Maryland-Eastern Shore (NU leads 3-0)			
1-4-08	H	W	86-50
1-3-09	H	W	88-56
1-2-10	H	W	74-60
Totals			248-166
Memphis (NU trails 0-1)			
12-22-54	A	L	79-86
Menasha (NU leads 1-0)			
1904-05	W		37-19
Mesa (NU leads 1-0)			
1-7-83	H	W	94-57
Massachusetts (UMass leads 1-0)			
12-21-13	N	L	90-96
Miami (NU leads 4-1)			
12-22-51	A	L	60-70
12-18-70	H	W	85-58
12-16-00	N	W	72-64
12-30-06	A	W	82-67
12-4-13	H	W	60-49
Totals			359-308

Miami (Ohio) (NU leads 2-1)			
12-17-62	H	W	72-69
11-27-89	A	L	71-91
12-22-90	H	W	88-73
Totals			231-233
Middle Tennessee State (NU trails 0-1)			
12-8-73	N	L	65-76
Millikin (NU trails 0-1)			
1-4-35	A	L	35-36
Minneapolis YMCA (NU leads 1-0)			
1903-04	W		15-10
Minnesota Ag College (NU trails 0-1)			
3-6-1903	A	L	4-13
Minnesota-Duluth (NU leads 1-0)			
12-3-73	H	W	77-50
Mississippi (NU trails 1-2)			
12-17-77	H	W	80-70
12-16-78	N	L	67-70
3-24-08	A	L	75-85 (ot)
Totals			222-225
Mississippi State (NU trails 0-1)			
12-30-95	N	L	66-69
Missouri (NU trails 93-126)			
1-31-08	H	W	41-30
2-1-08	H	W	43-31
2-1-09	H	L	24-26
2-8-11	A	L	26-39
2-9-11	A	L	36-37 (OT)
2-26-11	H	W	30-23
2-27-11	H	L	20-23
2-9-17	H	L	16-18
2-10-17	H	L	7-18
2-8-18	H	L	9-22
2-9-18	H	L	8-16
2-14-19	A	W	28-26
2-15-19	A	W	21-14
1-13-22	H	L	31-46
2-24-22	A	L	16-55
1-22-23	A	L	18-33
2-24-23	A	L	22-39
1-5-24	H	W	24-18
2-8-24	A	W	31-11
2-21-25	A	W	25-20
2-27-25	H	W	24-21
2-19-26	H	L	24-26
3-5-26	A	L	22-24
1-15-27	A	W	35-23
2-14-27	H	W	27-22
12-17-27	A	L	15-36
1-7-28	H	W	36-26
1-12-29	H	L	25-30
2-25-29	A	W	39-33
1-18-30	A	L	21-27
2-15-30	H	W	34-31
1-10-31	H	W	42-32
2-7-31	A	L	20-33
1-16-32	A	L	18-30
2-26-32	H	L	28-32
1-7-33	A	L	33-37
2-25-33	H	L	31-39
1-13-34	A	L	26-36
2-9-34	H	W	34-27
1-19-35	A	L	31-32
2-4-35	H	L	21-23
1-10-36	H	W	31-26
2-8-36	A	W	43-33
1-9-37	A	W	31-22
2-19-37	H	W	50-21
1-14-38	H	L	18-27
2-12-38	A	L	30-38
1-21-39	A	L	41-54
2-18-39	H	L	36-46

1-13-40	A	L	33-46
2-3-40	H	L	40-41
1-20-41	H	W	40-29
2-15-41	A	W	38-36
1-12-42	H	W	51-45
2-28-42	A	W	41-40
1-16-43	A	W	39-36
2-20-43	H	W	56-50
2-5-44	H	L	32-36 (OT)
2-12-44	A	L	29-44
2-3-45	H	L	41-47
2-17-45	A	L	54-55 (2OT)
12-14-45	*N	L	54-63
1-18-46	A	W	44-42
2-25-46	H	W	42-39
1-18-47	A	L	41-47
2-22-47	H	L	49-60
12-18-47	*N	W	46-44
1-12-48	H	L	54-66
2-14-48	A	L	41-47
12-29-48	*N	L	50-52
2-21-49	H	W	47-46
3-7-49	A	W	52-48
2-6-50	H	W	50-41
2-20-50	A	W	55-48
12-28-50	*N	W	54-52
2-19-51	H	W	54-52
3-7-51	A	L	57-68
2-2-52	H	L	55-60
3-3-52	A	L	53-68
1-19-53	H	W	73-62
2-21-53	A	L	59-66
12-30-53	*N	L	57-72
1-18-54	H	W	80-72
3-1-54	A	L	67-84
12-27-54	*N	L	58-75
1-8-55	A	L	59-67
2-14-55	H	L	73-76
12-28-55	*N	L	66-71
1-16-56	H	W	83-77
3-5-56	A	L	80-88
12-28-56	*N	W	70-65
1-19-57	A	W	84-65
2-11-57	H	W	53-49
1-6-58	A	L	54-55
2-12-58	H	W	67-62 (OT)
1-12-59	H	W	81-69
3-2-59	A	W	81-79
12-30-59	*N	W	78-67
1-11-60	A	L	61-69
2-1-60	H	W	64-59
12-29-60	*N	W	90-72
1-7-61	H	W	62-48
3-6-61	A	L	76-97
2-17-62	A	W	65-63
2-24-62	H	L	63-81
2-9-63	H	L	61-69
3-6-63	A	L	72-84
1-11-64	H	W	74-69 (OT)
2-1-64	A	L	60-78
2-15-65	H	L	74-92
3-2-65	A	L	66-84
12-27-65	*N	W	69-67 (OT)
1-8-66	H	W	82-60
2-19-66	A	W	71-53
1-28-67	H	W	99-82
2-28-67	A	W	80-73
1-13-68	H	W	75-66
3-7-68	A	L	70-91
12-30-68	*N	W	76-70
2-1-69	H	W	87-71
2-11-69	A	L	60-79
2-14-70	H	W	60-48
2-28-70	A	L	63-80
2-13-71	H	W	81-72
2-27-71	A	L	65-77
12-27-71	*N	L	64-76
2-15-72	A	L	65-80

3-4-72	H	L	54-61	3-9-06	**N	W	71-64
1-27-73	H	L	65-78	2-3-07	A	W	66-61
3-10-73	A	L	70-86	2-24-07	H	W	82-77 (OT)
2-9-74	H	W	75-58	1-30-08	A	W	66-62
2-16-74	A	W	88-87	2-13-08	H	L	78-86 (OT)
2-1-75	A	L	74-88	3-13-08	**N	W	61-56
2-22-75	H	W	80-77	1-10-09	H	W	56-51
1-31-76	H	L	57-62	2-14-09	A	L	47-70
2-21-76	A	L	84-95 (OT)	1-23-10	H	L	53-70
1-22-77	A	L	63-76	2-20-10	A	L	59-74
2-12-77	H	W	60-58	3-10-10	**N	W	74-60
1-21-78	H	W	56-55	1-12-11	A	L	69-77
2-11-78	A	L	52-74	3-1-11	H	W	69-58
3-3-78	**N	L	58-61	Totals			12,260-12,905
12-28-78	*N	W	58-56 (OT)	* at Kansas City			
1-20-79	A	L	60-76	** Phillips 66 Big Eight/Big 12 Championship			
1-12-80	H	L	63-84	Missouri-St. Louis (NU leads 1-0)			
2-2-80	A	L	60-73	12-27-86	H	W	89-63
1-24-81	H	W	66-53	Missouri Southern (NU leads 1-0)			
2-21-81	A	L	45-55	12-2-77	H	W	61-54
1-16-82	H	L	42-44	Missouri State (NU leads 1-0)			
2-6-82	A	W	67-51	1-15-83	H	W	98-46
3-5-82	**N	L	53-58	Missouri Western (NU leads 1-0)			
1-29-83	A	L	56-79	12-20-82	H	W	93-43
2-26-83	H	L	51-54	Monmouth (NU leads 1-0)			
3-11-83	**N	L	63-69	12-4-99	H	W	63-47
1-21-84	H	L	48-50	Montana (NU leads 3-2)			
2-11-84	A	W	61-56 (OT)	12-19-36	H	W	53-39
1-26-85	H	W	74-66	12-6-58	H	W	75-43
2-23-85	A	L	50-69	12-23-59	A	L	58-64
1-18-86	H	L	67-68	12-23-80	H	W	69-46
2-8-86	A	W	75-66	11-29-82	A	L	51-61
1-28-87	H	L	71-87	Totals			306-253
2-18-87	A	L	64-80	Montana State (NU leads 4-1)			
1-16-88	H	W	70-68	1-11-30	H	L	30-61
2-11-88	A	L	67-92	12-23-77	H	W	104-60
1-28-89	H	L	72-89	12-3-84	H	W	86-65
2-19-89	A	L	63-79	12-14-85	A	W	76-59
3-10-89	**N	L	70-98	1-2-05	H	W	78-45
1-13-90	H	L	95-111	Totals			374-290
2-10-90	A	L	85-107	Morehead State (NU leads 2-0)			
1-30-91	H	W	89-75	12-29-88	N	W	81-77
2-20-91	A	L	71-91	12-2-94	H	W	96-55
3-10-91	**N	L	82-90	Totals			177-132
1-18-92	H	L	73-83	Morgan State (NU leads 1-0)			
2-17-92	A	L	61-87	12-6-04	H	W	64-34
1-30-93	H	W	88-87 (OT)	Morningside (NU leads 7-0)			
2-21-93	A	W	76-75	1903-04	W		57-27
1-24-94	H	L	73-89	1-26-11	A	W	23-19
3-5-94	A	L	78-80	1-27-12	A	W	62-10
3-12-94	**N	W	98-91	12-17-19	H	W	37-14
1-7-95	H	L	74-82	12-18-19	H	W	39-9
2-22-95	A	W	78-75	2-24-20	A	W	44-12
1-24-96	H	W	76-58	2-25-20	A	W	50-13
2-7-96	A	L	98-99	Totals			312-104
1-18-97	H	W	76-53	Morrison (NU trails 0-1)			
1-22-97	A	L	74-75	3-5-1908	A	L	19-23
3-6-97	**N	L	72-78	Muscatine (NU trails 0-1)			
2-4-98	A	L	76-81 (OT)	1-11-1908	H	L	21-39
2-18-98	H	W	67-66 (OT)	Murray State (NU trails 0-2)			
1-2-99	A	L	57-80	11-25-90	N	L	79-81
2-6-99	H	W	69-61	12-30-00	H	L	71-79
2-5-00	H	L	78-84	Totals			150-160
3-1-00	A	L	72-86	NATTC (NU trails 0-1)			
1-6-01	A	L	66-68	1-15-45	A	L	34-57
1-24-01	H	W	85-79	Navy Pre-Flight (NU trails 0-2)			
1-5-02	A	L	53-60	1-30-45	H	L	42-62
2-13-02	H	L	71-87	2-20-45	A	L	41-55
1-29-03	H	L	56-63	Totals			83-117
2-18-03	A	L	50-67	Nebraska-Omaha (NU leads 3-0)			
3-13-03	**N	L	61-70	1-25-88	H	W	96-67
1-24-04	A	L	51-72	11-14-06	H	W	76-62
2-7-04	H	W	78-62	11-18-12	H	W	75-62
1-22-05	A	L	70-80	Totals			247-191
2-19-05	H	L	53-56	Nebraska Wesleyan (NU leads 20-6)			
3-10-05	**N	L	67-70	12-13-1898	H	W	37-5
1-28-06	H	W	65-52	2-2-1899	A	W	57-3
3-5-06	A	L	63-64	1899-00	H	W	42-9
				1-18-1902	H	W	63-14
				1903-04	W		47-10
				1903-04	L		31-32
				1903-04	W		25-9
				1904-05	W		32-31
				1904-05	W		57-23
				1-11-1907	A	W	38-26
				3-25-1907	H	W	59-11
				12-18-1907	A	W	33-19
				3-8-1909	A	L	32-62
				1-14-11	H	W	42-26
				1-18-13	H	W	39-26
				2-7-13	A	W	27-20
				1-23-14	H	W	29-20
				1-24-14	H	L	18-24
				2-5-15	A	W	13-9
				3-3-15	H	L	15-39
				2-18-16	A	L	19-23
				1916-17	W		27-14
				1916-17	L		15-18
				1917-18	A	W	18-10
				1917-18	H	W	24-14
				1922-23	H	W	24-22
				Totals			863-519
				Nevada-Las Vegas (Series tied 1-1)			
				12-23-78	A	L	63-79
				3-10-99	H	W	68-55
				Totals			131-134
				Nevada (NU leads 3-1)			
				12-30-47	A	L	58-63
				12-14-70	H	W	116-71
				12-12-77	H	W	67-50
				3-18-97	A	W	78-68
				Totals			319-252
				New Mexico State (Series tied 1-1)			
				12-20-75	A	W	79-75
				3-19-93	N	L	79-93
				Totals			158-168
				New Orleans (NU leads 1-0)			
				11-22-97	H	W	81-66
				Niagara (NU leads 2-0)			
				1-1-38	A	W	43-37
				3-19-04	H	W	78-70
				Totals			121-107
				Nicholls State (NU leads 1-0)			
				12-29-12	H	W	68-59
				Norfolk State (NU leads 1-0)			
				11-20-07	H	W	83-48
				North Carolina (NU trails 0-1)			
				1-6-73	N	L	62-79
				North Carolina A&T (NU leads 4-0)			
				11-28-98	H	W	65-47
				11-20-01	H	W	69-57
				12-18-04	H	W	71-49
				12-19-05	H	W	107-57
				Totals			312-210
				North Carolina Central (NU leads 1-0)			
				12-22-07	H	W	71-28
				UNC Greensboro (NU leads 2-0)			
				11-16-97	H	W	75-51

11-14-98	H	W	79-59
Totals			154-110
UNC Wilmington (NU leads 1-0)			
12-5-97	H	W	85-68
North Dakota (NU leads 2-1)			
12-29-33	A	L	22-50
12-22-34	H	W	34-21
1-3-11	H	W	77-46
Totals			133-117
North Dakota State (NU leads 1-0)			
12-30-33	A	W	32-29
North Texas (NU leads 4-0)			
11-24-72	H	W	64-46
12-10-74	A	W	69-56
12-2-88	H	W	90-84
11-29-06	H	W	76-57
Totals			299-243
NE Louisiana (NU leads 1-0)			
11-25-94	H	W	99-77
NE Missouri State (NU leads 3-0)			
12-14-73	H	W	67-54
12-7-83	H	W	82-61
1-11-86	H	W	99-56
Totals			248-171
Northeastern Illinois (NU leads 2-0)			
12-21-94	H	W	101-60
12-18-95	H	W	94-76
Totals			195-136
Northern Colorado (NU leads 3-0)			
1-2-48	A	W	58-54
12-19-49	H	W	63-43
1-3-06	H	W	60-50
Totals			241-147
Northern Illinois (NU leads 3-1)			
1-12-89	H	W	71-56
12-5-89	A	L	56-65
2-18-91	H	W	82-73
11-30-13	H	W	63-58
Totals			272-252
Northern Iowa (NU leads 13-1)			
12-11-48	H	W	63-52
12-14-49	H	W	60-54
12-19-50	H	W	63-55
12-1-51	H	W	60-44
12-1-60	H	W	78-68
12-10-62	H	W	78-59
12-7-70	H	W	95-71
12-20-73	H	W	73-55
12-29-81	A	W	53-42
12-17-83	H	W	90-64
12-31-93	H	W	70-63
12-22-94	A	W	95-88 (OT)
12-16-95	H	L	104-109
2-13-97	A	W	77-69
Totals			1,056-893
Northern Michigan (NU leads 1-0)			
12-15-69	H	W	92-68
NW Missouri State (NU leads 10-0)			
12-1-48	H	W	59-39
12-7-49	H	W	58-39
12-4-50	H	W	61-39
12-11-51	H	W	59-43
1-21-55	H	W	74-54
12-1-58	H	W	85-44
12-13-76	H	W	88-53
12-20-80	H	W	79-59
1-7-84	H	W	93-67
1-5-87	H	W	105-64
Totals			761-501

Notre Dame (NU leads 5-2)			2-12-51	A	L	49-72	2-2-83	H	W	60-59	2-10-64	H	W	54-53	
2-20-20	A	W	25-18	3-3-51	H	W	46-44	2-24-83	A	L	71-84	2-29-64	A	L	45-81
2-21-20	H	W	31-15	2-9-52	H	W	67-66	2-8-84	H	L	67-78	12-29-64	*N	L	61-74
2-18-21	H	W	25-18	2-18-52	A	L	59-65	3-1-84	A	L	70-79	1-9-65	A	L	54-93
2-19-21	H	W	39-21	2-16-53	A	W	59-53	2-6-85	A	L	74-83	1-23-65	H	L	53-55
12-9-57	A	L	56-69	2-28-53	H	L	70-78	3-2-85	H	L	62-65	2-5-66	A	W	45-41 (OT)
12-14-59	H	L	62-70	12-29-53	*N	L	70-86	1-29-86	A	L	60-87	2-8-66	H	W	85-64
12-11-61	H	W	65-61	1-9-54	H	W	76-72	2-19-86	H	W	66-64	12-29-66	*N	W	73-64
Totals			303-262	2-15-54	A	L	68-76	2-4-87	H	L	66-80	1-7-67	A	W	67-57
Ohio (NU leads 3-0)			2-12-55	H	W	75-67	2-21-87	A	L	97-133	3-6-67	H	W	88-71	
12-19-57	H	W	61-53	2-21-55	A	L	76-78	2-9-88	H	L	77-92	12-29-67	*N	W	48-46
12-16-61	H	W	81-64	2-13-56	A	W	68-61 (OT)	3-5-88	A	L	93-113	2-3-68	A	W	63-62
12-3-93	H	W	94-68	3-3-56	H	W	64-63 (OT)	1-9-89	H	L	81-89	2-19-68	H	W	82-73
Totals			236-185	2-25-57	A	L	53-55	3-4-89	A	L	76-103	1-27-69	H	L	52-76
Oklahoma (NU trails 83-104)			3-6-57	H	W	64-55	1-31-90	A	L	64-105	3-6-69	A	L	63-72	
1-31-21	H	W	34-20	1-13-58	H	W	57-54	2-21-90	H	L	66-88	2-2-70	A	L	58-81
2-1-21	H	W	28-15	2-10-58	A	L	39-66	3-9-90	***N	L	65-78	3-2-70	H	W	61-55
1-27-22	A	L	21-29	12-30-58	*N	W	60-43	1-26-91	A	W	111-99	12-28-70	*N	W	71-58
2-22-22	H	W	39-34	2-9-59	A	L	48-54	2-16-91	H	W	105-93	1-30-71	H	W	80-59
1922-23	H	W	25-19	3-5-59	H	L	54-65	3-8-91	***N	W	117-113 (OT)	2-20-71	A	W	57-55
1922-23	A	L	25-31	2-8-60	A	L	54-63	1-28-92	H	L	76-79	12-29-71	*N	W	64-56
1923-24	H	W	35-21	2-22-60	H	L	49-50	3-7-92	A	L	97-106	1-8-72	H	W	73-59
1923-24	A	L	20-32	2-6-61	A	L	58-69	3-13-92	***N	L	85-107	1-26-72	A	W	64-63
1-10-25	A	W	23-18	2-20-61	H	W	83-61	1-14-93	A	L	89-102	12-30-72	*N	L	73-75
2-7-25	H	W	31-17	1-10-62	H	W	57-56	3-7-93	H	W	94-83	1-13-73	H	L	55-68
1926-27	A	W	37-29	3-5-62	A	W	71-69 (OT)	1-29-94	H	L	76-79	2-19-73	A	W	76-64
1926-27	H	W	36-26	12-29-62	*N	W	93-86	2-14-94	A	L	111-115 (OT)	12-28-73	*N	W	69-62
2-25-28	H	L	36-38	2-18-63	A	L	77-84	3-11-94	***N	W	105-88	1-26-74	A	L	66-79
3-3-28	A	L	28-43	3-2-63	H	L	75-77	1-28-95	A	L	72-82	2-23-74	H	W	71-63
1-26-29	A	L	20-29	12-28-63	*N	L	66-75	2-5-95	H	W	71-59	1-29-75	H	W	73-58
2-11-29	H	L	34-39	2-8-64	H	W	76-69 (2OT)	1-13-96	A	L	100-117 (3OT)	2-26-75	A	W	59-58
1-20-30	H	W	35-20	3-2-64	A	L	76-82	2-25-96	H	L	76-80 (OT)	12-30-75	*N	W	56-49
2-8-30	A	W	47-37	1-11-65	A	L	82-89	1-25-97	A	L	77-84	1-28-76	A	W	52-48
1-17-31	A	W	36-30	2-27-65	H	W	67-63	1-18-98	H	W	53-43	2-28-76	H	W	60-54
2-28-31	H	W	41-30	12-26-65	*N	W	92-79	1-20-99	A	W	96-81	1-29-77	H	W	66-54
1-23-32	H	L	34-37	1-22-66	H	W	86-78	2-14-00	H	L	54-62	2-23-77	A	L	60-62
2-13-32	A	L	32-46	2-7-66	A	W	85-81	1-27-01	A	L	66-77	12-27-77	*N	W	70-58
2-11-33	A	L	35-39	1-9-67	A	L	87-99	1-16-02	H	L	51-78	1-28-78	H	W	63-57
3-4-33	H	L	27-38	1-26-67	H	W	97-78	3-4-03	A	L	51-76	2-25-78	A	W	67-56
1-27-34	H	L	36-44	12-28-67	*N	W	75-65	2-1-04	H	L	50-52	2-28-78	*N	W	71-63
2-17-34	A	L	23-53	1-27-68	H	W	110-90	3-11-04	***N	L	59-63	1-31-79	A	L	57-66
2-9-35	A	L	32-38	2-5-68	A	W	89-83	2-16-05	A	L	60-83	2-24-79	H	W	76-67
2-18-35	H	W	32-24	12-28-68	*N	W	70-47	1-7-06	H	W	59-58	1-23-80	H	W	74-73 (OT)
1-18-36	A	W	40-33	2-3-69	H	W	90-83	3-10-06	***N	W	69-63	2-13-80	A	L	68-83
2-24-36	H	W	55-28	3-8-69	A	W	70-64	1-17-07	A	L	70-53	1-17-81	A	L	70-81
1-18-37	H	L	31-34	1-31-70	A	W	70-60	2-27-08	H	W	63-45	2-7-81	H	W	62-54
2-12-37	A	W	33-29	2-23-70	H	W	79-66	1-21-09	A	L	61-72	1-20-82	A	L	50-52
2-5-38	A	L	48-50	2-1-71	A	L	67-79	1-30-10	H	W	63-46	2-10-82	H	W	75-63
2-9-38	H	W	52-42	2-22-71	H	L	56-65	2-16-11	A	W	59-48	3-2-81	**H	W	*60-49
1-28-39	A	L	39-56	12-30-71	*N	W	84-68	Totals			11,394-11,767	2-9-83	A	L	63-71 (2OT)
3-4-39	H	L	45-53	1-10-72	H	W	77-70	* at Kansas City **Big Seven Playoff, at Kansas City				3-5-83	H	W	77-68
1-27-40	H	L	41-56	2-7-72	A	L	70-72	***Phillips 66 Big Eight/Big 12 Championship				2-1-84	H	W	54-52 (OT)
2-9-40	A	L	28-45	1-15-73	H	W	74-67	Oklahoma City (Series tied 1-1)				2-22-84	A	W	67-64
1-10-41	H	L	29-40	2-17-73	A	L	59-67	1-18-64	H	W	74-65	1-19-85	A	L	66-68
2-22-41	A	W	43-42	1-19-74	H	W	63-58	2-8-66	A	L	81-85 (OT)	2-9-85	H	W	66-48
2-16-42	A	L	29-37	1-28-74	A	L	63-85	Totals			155-150	1-22-86	A	W	62-61
2-21-42	H	L	41-46	12-26-74	*N	W	75-64	Oklahoma State (NU leads 63-54)				2-12-86	H	W	68-52
1-30-43	H	L	32-56	1-22-75	A	W	68-61	2-5-1927	A	L	24-27	3-7-86	*N	W	82-75
3-1-43	A	L	48-65	2-12-75	H	L	57-65 (OT)	2-19-1927	H	W	35-25	2-1-87	H	W	73-66
1-17-44	A	L	35-45	12-29-75	*N	W	75-53	2-4-28	H	L	21-32	2-25-87	A	W	79-77 (2OT)
2-26-44	H	L	32-43	1-21-76	H	W	68-67	3-5-28	A	L	43-47	2-4-88	H	L	56-72
1-3-45	H	L	37-44	2-11-76	A	L	60-65	2-12-36	*N	L	19-36	2-24-88	A	L	73-90
1-13-45	A	L	45-48	12-30-76	*N	W	66-56	12-19-47	*N	L	46-47	1-14-89	A	L	69-82
1-7-46	A	L	48-70	1-19-77	H	L	58-65	3-16-49	*N	L	35-52	2-14-89	H	W	79-77
2-11-46	H	L	44-51	2-16-77	A	L	62-72	12-27-58	*N	W	55-48	1-20-90	A	L	71-84
12-14-46	*N	L	52-63	12-30-77	*N	W	75-68	1-10-59	H	W	47-44	2-14-90	H	L	84-103
1-6-47	H	W	44-41	1-18-78	A	W	78-64	2-7-59	A	L	39-54	2-2-91	H	L	68-81
2-17-47	A	L	49-63	2-15-78	H	L	68-74	2-6-60	A	L	47-52	2-27-91	A	L	69-80
12-19-47	*N	L	46-47	12-30-78	*N	W	69-53	2-27-60	H	W	54-47	2-5-92	H	W	85-69
2-9-48	A	L	57-79	2-14-79	H	W	74-56	12-30-60	*N	W	70-61	2-26-92	A	L	51-72
3-1-48	H	L	74-81	1-30-80	H	W	59-58	2-4-61	A	L	47-55	1-16-93	A	L	73-78
2-14-49	A	L	45-47	2-23-80	A	L	60-78	2-18-61	H	L	61-65	2-15-93	H	L	63-73
3-5-49	H	L	49-56	2-26-80	***H	W	75-68	12-29-61	*N	W	52-51	2-19-94	A	L	80-98
3-14-49	*N	W	57-56	2-4-81	A	W	71-59	2-5-62	H	W	57-56	3-2-94	H	W	89-81
2-13-50	A	W	57-55	2-28-81	H	W	90-63	3-3-62	A	L	64-65	3-13-94	*N	W	77-68
3-4-50	H	L	48-64	1-27-82	A	L	48-51	2-16-63	A	L	41-51	2-1-95	H	L	65-82
				2-15-82	H	W	65-51	2-25-63	H	W	49-48	2-18-95	A	L	53-93
											3-10-95	*N	L	48-68	

1-20-96	A	W	66-57
2-17-96	H	L	57-72
2-26-97	H	W	77-68
1-7-98	A	W	67-62
2-17-99	H	L	48-60
2-19-2000	A	L	55-94
2-7-01	H	W	78-75 (OT)
1-23-02	A	L	63-70
2-12-03	H	L	70-77
2-21-04	A	L	83-87 (OT)
2-22-05	H	W	74-67
1-31-06	A	W	59-57
3-5-07	H	W	85-73
3-8-07	**N	L	39-54
3-1-08	A	L	63-77
1-24-09	H	L	74-76 (OT)
3-6-10	A	L	55-74
2-12-11	H	W	65-64
3-9-10	**N	W	53-54
Totals			7,247-6,966

*at Kansas City
 **Phillips 66 Big Eight/Big 12 Championship

Old Dominion (NU leads 1-0)
 12-30-96 N W 72-66

Omaha Alumni (NU leads 3-0)
 1-17-13 A W 46-13
 1-10-14 A W 44-22
 2-17-14 A W 40-19
 Totals 130-54

Omaha A.C. (NU leads 2-0)
 1-9-20 H W 51-10
 1-10-20 H W 26-23
 Totals 77-33

Omaha Christian (NU leads 1-0)
 1903-04 W 35-26

Omaha YMCA (NU leads 6-3)
 1-15-1898 H L 12-16
 2-22-1898 A W 10-9
 1-20-1899 H W 21-14
 1899-00 H W 26-14
 1900-01 A W 13-11
 1900-01 H W 20-12
 1900-01 L 20-28
 1904-05 W 24-21
 1904-05 L 29-30
 Totals 175-155

Oral Roberts (NU leads 2-1)
 12-22-99 H W 80-65
 11-18-00 A L 83-87
 12-8-01 H W 61-55
 Totals 223-207

Oregon (NU leads 7-6)
 12-22-41 H L 42-49
 12-21-53 A L 68-84
 12-22-53 A L 72-74
 12-2-66 H W 79-56
 12-7-69 A W 85-77
 12-1-86 H W 76-60
 12-12-87 A W 67-62
 11-25-95 N W 114-106
 12-29-95 N W 99-76
 12-9-06 %A L 56-68
 12-15-07 *H W 88-79 (ot)
 11-23-11 H L 76-83
 12-15-12 A L 38-60
 Totals 960-934

*at Qwest Center Omaha; %at Rose Garden, Portland, Ore.

Oregon State (NU trails 4-6)
 12-30-40 A L 38-61
 12-28-45 H W 48-40
 12-19-53 A L 55-83

12-19-59	A	L	60-63
12-21-59	N	L	65-67
12-7-65	H	W	75-63
12-6-69	A	L	67-79
11-30-96	H	W	75-67
12-13-08	A	L	63-64
12-12-09	H	W	50-44
Totals			596-622

Ottumwa Navy (NU leads 2-0)
 12-7-46 H W 65-45
 2-1-47 A W 72-53
 Totals 137-98

Pacific (NU leads 3-1)
 12-10-66 H W 90-78
 12-19-75 N W 85-59
 1-4-2000 H W 92-68
 12-29-01 A L 52-75
 Totals 319-280

Pennsylvania (NU trails 0-1)
 3-17-94 N L 80-90

Pentahlon (NU leads 1-0)
 12-27-44 H W 54-40

Pepperdine (NU leads 1-0)
 12-2-89 H W 104-100

Pittsburgh (NU trails 1-3)
 1-4-30 A L 27-34
 12-19-30 H L 22-23
 12-11-99 H W 69-57
 12-2-00 A L 51-52
 Totals 169-166

Port Washington (NU leads 1-0)
 1904-05 W 47-36

Portage Company F (NU trails 0-2)
 2-20-1907 A L 23-27
 3-2-1908 A L 16-39
 Totals 39-66

Portland (NU leads 2-0)
 12-17-66 N W 71-69
 12-4-93 H W 111-85
 Totals 182-154

Portland State (NU leads 1-0)
 12-1-79 H W 74-52

Presbyterian (NU leads 1-0)
 11-10-07 H W 67-52

Princeton (NU leads 1-0)
 12-27-57 N W 74-64

Rhode Island (NU leads 1-0)
 11-20-01 H W 83-63

Ripon (NU trails 0-1)
 1904-05 L 28-32

Sacramento State (NU leads 3-0)
 12-13-78 H W 91-56
 1-6-82 H W 93-61
 1-20-93 H W 86-70
 Totals 270-187

Sacred Heart (NU leads 1-0)
 1-24-13 A W 31-9

Saint Louis (Series tied 4-4)
 12-28-29 A L 27-37
 2-12-30 H W 45-43
 2-10-32 H L 28-31
 3-3-34 H W 29-25
 1-5-35 A L 28-30
 11-23-90 N W 107-79
 11-25-08 H W 71-57
 11-18-09 A L 55-69
 Totals 390-371

St. Francis (Pa.) (NU leads 1-0)
 1-6-04 H W 93-49

St. Mary's (Calif.) (Series tied 1-1)
 12-17-46 H L 54-58
 12-10-75 H W 68-57
 Totals 122-115

St. Joseph's (Iowa) (NU leads 3-0)
 1-23-13 A W 25-11
 2-5-14 A W 48-11
 1916-17 W 21-11
 Totals 94-33

St. Joseph's (Pa.) (NU leads 1-0)
 3-28-96 N W 60-56

St. Thomas (Minn.) (NU leads 1-0)
 1916-17 W 23-8

St. Thomas (Pa.) (NU leads 1-0)
 12-30-36 A W 42-41

Sam Houston State (NU leads 3-1)
 1-5-89 H W 89-70
 1-6-90 H W 99-91
 11-23-91 H W 91-42
 12-15-01 H L 70-74
 Totals 349-277

San Diego State (NU trails 0-1)
 12-3-71 H L 61-63

San Francisco (NU leads 2-1)
 12-30-86 N W 66-60
 12-27-98 A W 62-52
 12-20-99 H L 60-64
 Totals 188-176

San Jose State (NU leads 3-2)
 12-29-47 A L 38-39
 12-23-71 H W 80-63
 12-17-74 H L 66-80
 12-3-88 H W 90-76
 11-16-08 H W 63-46
 Totals 337-304

Santa Clara (NU trails 1-2)
 1-3-36 A L 48-61
 12-12-50 A W 53-38
 12-29-84 A L 59-78
 Totals 160-177

Savannah State (NU leads 4-0)
 1-2-02 H W 66-47
 1-3-07 H W 81-53
 12-11-07 H W 82-37
 1-5-11 H W 68-48
 Totals 297-185

Shattuck (NU leads 2-0)
 1904-05 W 44-22
 3-22-1906 A W 59-23
 Totals 103-45

Simpson (Series tied 1-1)
 2-18-14 A L 21-22
 1916-17 W 20-13
 Totals 41-35

Sioux City YMCA (Series tied 1-1)
 2-17-1902 A W 42-24
 1903-1904 L 14-49
 Totals 56-73

Sonoma State (NU leads 1-0)
 1-5-81 H W 84-49

South Carolina (Series tied 1-1)
 1-6-76 H W 69-68
 1-3-77 A L 49-54
 Totals 118-122

South Carolina State (NU leads 2-0)
 12-30-08 H W 77-63
 11-17-13 H W 83-57
 Totals 160-120

South Carolina Upstate (NU leads 1-0)
 11-14-09 H W 76-49

South Dakota (NU leads 31-5)
 2-4-11 H W 30-25
 1-23-20 H W 41-12
 1-24-20 H W 33-12
 1-21-21 H W 39-13
 12-18-25 H L 19-20
 1-15-29 H W 46-28
 12-13-30 A W 18-17
 12-12-31 H L 36-41
 2-18-33 H W 34-25
 2-3-36 H W 48-27
 12-11-36 A L 31-33
 12-17-37 H W 44-28
 12-10-38 H W 44-30
 12-9-39 H W 39-15
 12-6-40 A L 39-40
 12-12-41 H W 48-28
 12-7-42 A L 30-40
 12-18-43 H W 41-31
 12-11-45 H W 52-29
 12-4-46 H W 68-37
 12-16-47 H W 65-38
 1-29-49 H W 72-50
 1-2-50 H W 47-40
 1-3-51 H W 74-49
 1-26-52 H W 82-59
 12-6-52 H W 65-53
 12-15-53 H W 70-53
 12-11-54 H W 87-51
 12-7-64 H W 74-63
 12-18-65 H W 77-60
 12-5-67 H W 94-61
 1-3-76 H W 72-59
 12-10-77 H W 74-64
 12-1-84 H W 101-69
 11-12-10 H W 76-68
 11-11-11 H W 65-48
 Totals 1,975-1,416

South Dakota State (NU leads 12-0)
 12-20-28 H W 36-25
 1-14-30 H W 29-27
 2-1-46 H W 52-50
 2-4-47 H W 53-34
 2-3-48 H W 66-56
 12-3-49 H W 61-32
 12-2-57 H W 64-52
 11-30-74 H W 87-72
 11-30-79 H W 100-83
 12-7-81 H W 70-51
 12-8-05 H W 76-67
 11-26-11 H W 76-64
 Totals 770-613

South Florida (Series tied 1-1)
 12-5-02 A L 60-65
 12-6-03 H W 75-52
 Totals 135-117

Southeastern Louisiana (NU leads 1-0)
 1-5-10 H W 77-59

Southern Colorado (NU leads 1-0)
 11-29-84 H W 89-67

Southern Illinois (NU leads 2-0)
 11-26-85 H W 85-50
 12-10-86 A W 87-85
 Totals 172-135



The Huskers played their final season in the Bob Devaney Sports Center in 2012-13. Nebraska won over 75 percent of its games since moving into the building at the start of the 1976-77 season.

Southern Methodist (NU leads 4-2)			
12-19-51	A	L	55-61
12-7-61	H	W	63-60
12-12-70	A	L	75-80
12-11-71	H	W	84-76
12-20-74	N	W	69-67
12-22-00	N	W	72-70
Totals			418-414
Southern (NU leads 1-0)			
11-11-12	H	W	66-55
Southern Miss (NU trails 0-2)			
3-24-87	N	L	75-82
11-26-99	N	L	48-75
Totals			123-157
Southern Utah (NU leads 4-0)			
11-30-91	A	W	106-101
1-5-93	H	W	100-85
1-5-94	H	W	89-85
12-29-09	H	W	94-61
Totals			389-332
SE Missouri State (NU leads 2-0)			
1-15-83	H	W	98-46
11-27-05	H	W	69-54
Totals			167-100
SW Louisiana (NU trails 0-1)			
12-29-92	N	L	80-109
Springfield (Mass.) (NU leads 1-0)			
12-17-52	H	W	82-73
Stanford (NU trails 3-6)			
1-3-33	H	L	17-21
1-2-35	H	L	31-34
1-4-36	A	L	39-42
1-3-39	A	L	47-56
12-20-39	H	W	48-47
12-27-40	A	L	46-57
12-27-47	A	W	51-47
12-23-61	A	L	59-72
12-20-65	H	W	71-67
Totals			409-443

Stevens Point A.C. (NU trails 0-1)			
1900-01	A	L	13-38
Tampa (NU trails 0-1)			
12-21-51	A	L	76-81
Temple (NU trails 0-1)			
1-1-37	A	L	27-43
Tennessee (NU leads 2-0)			
12-13-03	H	W	77-62
12-30-04	A	W	62-61
Totals			139-123
Tennessee Tech (NU leads 1-0)			
12-14-90	H	W	113-92
Texas (NU trails 6-16)			
12-18-64	A	L	73-77
12-14-65	H	W	75-64
3-15-78	*A	L	48-67
11-28-93	H	L	75-78
1-4-95	A	L	74-102
1-3-96	H	W	85-69
11-23-96	A	L	81-83 (OT)
2-16-97	H	W	79-67
1-21-98	A	L	91-105
1-10-99	H	L	76-89
1-25-00	A	L	55-82
1-13-01	H	W	80-67
1-19-02	A	L	66-77
2-15-03	H	L	63-75
1-17-04	A	L	61-63
1-15-05	H	L	53-63
2-11-06	A	L	59-78
1-24-07	H	L	61-62
3-4-08	A	L	66-70
2-7-09	H	W	58-55
2-2-10	A	L	51-91
2-19-11	H	W	70-67
Totals			1,500-1,651
*National Invitation Tournament			
Texas A&M (NU leads 12-8)			
12-13-69	N	W	78-69
12-14-86	A	L	64-66
12-2-87	H	W	92-60

12-20-91	H	W	91-68
1-11-97	H	W	74-72
2-27-98	A	W	75-58
1-19-99	H	W	87-68
3-4-00	A	L	76-83 (OT)
2-28-01	H	W	97-69
2-20-02	A	W	82-72
1-15-03	H	L	52-53
2-11-04	A	W	83-77
1-26-05	H	W	77-67
2-25-06	A	L	55-66
2-10-07	H	L	55-66
2-23-08	A	W	65-59
2-24-09	H	L	55-57
1-9-10	A	L	53-64
3-11-10	N	L	64-70*
1-29-11	H	W	57-48
Totals			1,432-1,242
*Phillips 66 Big Eight/Big 12 Championship			
Texas-Arlington (NU leads 1-0)			
12-21-92	H	W	116-95
Texas State (NU leads 1-0)			
12-4-98	H	W	63-54
TCU (NU leads 7-2)			
12-20-51	A	L	57-58 (OT)
12-11-70	A	W	69-64
12-11-72	H	W	72-58
3-24-83	H	W	67-57
3-15-99	A	L	89-101
11-19-08	A	W	62-50
11-21-09	H	W	90-77
12-11-10	H	W	70-56
12-10-11	A	W	69-57
Totals			647-578
Texas-Pan American (NU leads 1-0)			
12-02-09	H	W	81-53
Texas Southern (NU leads 1-0)			
11-27-04	H	W	78-58

Texas-San Antonio (NU leads 5-0)			
11-27-93	H	W	96-85
12-3-96	H	W	79-76
11-29-97	H	W	68-59
11-28-01	H	W	81-63
12-1-02	H	W	69-53
Totals			393-336
Texas Tech (NU leads 16-10)			
12-9-55	H	W	69-63 (OT)
12-20-56	A	W	67-66
12-15-58	H	W	54-46
12-1-62	A	W	68-66
12-9-63	H	L	60-76
12-20-64	A	L	78-82
11-29-83	H	L	45-59
12-15-84	A	W	79-74 (OT)
12-11-88	A	W	71-69
12-9-89	H	W	76-69
2-8-97	A	L	74-87**
2-25-98	H	W	82-65
2-20-99	A	L	68-73
3-4-99	*N	W	69-50
1-19-00	H	W	70-67
2-21-01	A	L	64-65
1-30-02	H	W	80-69
2-5-03	A	L	49-75
2-24-04	H	W	72-44
1-29-05	A	L	68-84
2-18-06	H	L	64-70
2-6-07	A	W	61-59
2-9-08	H	W	73-62
1-31-09	A	W	82-69
2-27-10	H	W	83-79 (2OT)
1-22-11	A	L	71-72
Totals			1,730-1,594
*Phillips 66 Big 12 Championship			
**Texas Tech later forfeited game			
Toledo (NU leads 3-0)			
12-8-90	H	W	105-68
1-2-92	A	W	57-52
11-24-95	N	W	72-59
Totals			234-179

Topeka YMCA (Series tied 1-1)

3-3-1902	A	L	36-52
3-22-1902	H	W	27-13
Totals			63-65

Tulane (NU leads 3-0)

3-17-83	H	W	72-65
3-26-96	N	W	90-78
11-21-11	H	W	61-57
Totals			223-200

Tulsa (NU trails 1-2)

12-1-97	A	L	68-85
12-1-98	H	L	49-52
12-22-09	N	W	74-70
Totals			191-207

UAB (NU trails 2-3)

11-24-78	A	W	64-55
12-22-79	H	W	92-84 (4OT)
12-2-04	A	L	66-80
12-3-05	H	L	72-73
11-22-13	N	L	74-87
Totals			368-379

UCLA (NU trails 2-5)

12-29-38	A	W	35-30
12-30-38	A	L	40-42
12-20-41	H	L	36-42
12-16-55	H	W	71-65
11-30-56	A	L	56-69
12-1-56	A	L	60-78
3-19-85	A	L	63-82
Totals			361-408

UMKC (NU leads 11-1)

12-8-82	H	W	69-50
11-25-89	H	W	91-76
1-9-91	A	W	97-78
1-20-92	H	W	74-71
1-9-93	A	W	66-65
1-5-94	H	W	92-71
1-18-95	A	W	63-60
1-17-96	H	W	87-69
12-11-96	A	W	76-64
12-30-98	A	W	81-65
12-8-00	H	L	71-82
11-24-09	H	W	70-48
Totals			937-799

USC (Series tied 5-5)

12-21-62	H	L	49-58
12-22-62	H	L	53-55
12-20-63	A	L	73-79
12-21-63	A	L	64-79
11-25-91	H	W	93-84
12-23-92	A	L	64-74
11-29-09	A	W	51-48
11-27-10	H	W	60-58
11-14-11	A	W	64-61 (2OT)
12-3-12	H	W	63-51
Totals			634-647

Utah (NU trails 1-2)

12-30-35	A	W	48-47
12-27-39	H	L	40-63
12-13-80	A	L	55-57
Totals			143-167

Utah State (NU leads 2-0)

12-7-60	H	W	65-60
3-8-78	H	W	67-66
Totals			132-126

Utah Valley State (NU leads 1-0)

2-1-05	H	W	91-57
--------	---	---	-------

UTEP (NU trails 1-0)

12-23-12	A	L	52-68
----------	---	---	-------

Valparaiso (NU leads 3-0)

2-27-20	A	W	30-17
2-28-20	A	W	35-20
11-15-11	H	W	50-48
Totals			115-85

Vanderbilt (NU trails 2-5)

12-21-55	H	L	48-66
12-22-56	A	L	54-78
12-7-73	A	L	58-82
12-23-74	H	W	81-66
12-22-75	A	W	68-57
12-30-97	N	L	69-80
11-18-10	N	L	49-59
Totals			427-488

Villanova (NU trails 0-2)

11-27-87	N	L	53-70
11-19-98	N	L	60-75
Totals			113-145

Virginia (NU leads 1-0)

12-27-97	N	W	80-65
----------	---	---	-------

Virginia Tech (NU trails 0-1)

11-26-94	N	L	81-87
----------	---	---	-------

Wagner (NU leads 1-0)

12-30-89	H	W	88-67
----------	---	---	-------

Wake Forest (Series tied 1-1)

12-30-89	H	L	53-55
12-27-12	A	W	79-63
Totals			132-118

Washburn (NU leads 1-0)

1-16-1908	A	W	26-25
-----------	---	---	-------

Washington (NU trails 3-6)

12-27-30	A	L	38-41
12-29-30	A	L	24-27
12-30-30	A	L	32-38
12-8-50	A	L	49-54
12-9-50	A	L	53-71
12-6-75	H	L	63-75
11-29-76	A	W	59-58 (OT)
3-21-87	H	W	81-76
3-12-97	H	W	67-63
Totals			466-503

Washington (Mo.) (NU leads 12-6)

1917-18	A	L	17-44
2-7-19	H	W	35-25
2-8-19	H	W	28-13
1-7-22	H	W	31-23
2-25-22	A	W	33-32
1922-23	H	L	32-34
1922-23	A	W	24-22
2-9-24	A	W	32-18
1923-24	H	W	38-17
2-20-25	A	W	24-20
3-5-25	H	L	16-36
2-20-26	H	W	26-20
3-6-26	A	L	14-22
1926-27	A	W	37-20
1926-27	H	W	41-24
12-16-27	A	L	27-28
1-9-28	H	L	19-30
1-11-49	H	W	48-45
Totals			522-473

Washington State (NU leads 6-2)

12-12-66	H	W	100-75
12-13-66	H	W	80-78
12-8-67	A	L	70-93
12-9-67	A	W	91-76
12-22-84	H	L	58-63
12-12-85	A	W	79-72
3-19-96	H	W	82-73
11-21-98	N	W	95-84
Totals			655-614

Weber State (NU leads 1-0)

11-26-96	H	W	83-66
----------	---	---	-------

Wesleyan Auto (NU trails 0-1)

3-5-14	H	L	19-31
--------	---	---	-------

West Virginia (NU trails 0-1)

1-2-30	A	L	19-45
--------	---	---	-------

Western Carolina (NU trails 0-1)

12-3-99	H	L	72-74
---------	---	---	-------

Western Illinois (NU leads 5-0)

12-21-77	H	W	73-72
12-17-94	H	W	69-62
11-19-97	H	W	86-57
12-5-01	H	W	72-53
11-12-13	H	W	62-47
Totals			362-291

Western Kentucky (NU trails 1-3)

12-31-46	A	L	56-74
3-14-86	N	L	59-67
1-6-07	H	W	82-71
12-5-07	A	L	62-69 (OT)
Totals			269-281

Western Reserve (NU leads 2-0)

12-28-36	A	W	41-35
12-21-48	A	W	83-80
Totals			124-115

Wichita State (Series tied 6-6)

12-12-55	A	L	46-71
12-3-60	H	L	63-65
12-4-61	A	L	49-79
12-10-68	H	W	94-92 (3OT)
12-6-69	A	W	81-79 (OT)
12-23-70	A	W	72-71
12-4-71	H	L	61-74
1-7-74	A	L	58-66
12-14-74	H	W	78-65
12-12-92	A	W	71-64
12-11-93	H	W	94-72
3-16-11	A	L	49-76
Totals			816-874

Winthrop (NU leads 2-0)

11-27-00	H	W	65-44
11-24-01	H	W	73-65
Totals			138-109

UW-Green Bay (NU leads 2-0)

1-2-91	A	W	70-63
12-30-91	H	W	76-68
Totals			146-131

UW-Oshkosh (NU leads 1-0)

1-4-80	H	W	96-72
--------	---	---	-------

UW-Stevens Point (NU leads 2-0)

11-30-81	H	W	74-45
1-9-85	H	W	69-62
Totals			143-107

UW-Stout (NU leads 1-0)

11-23-85	H	W	71-53
----------	---	---	-------

UW-Superior (NU trails 0-1)

12-28-31	A	L	34-36
----------	---	---	-------

Wofford (NU leads 1-0)

12-2-01	H	W	65-46
---------	---	---	-------

Wyoming (NU leads 16-10)

1-20-34	H	L	24-33
12-15-34	A	L	23-26
12-27-35	A	W	46-42
1-13-36	H	W	31-22
12-23-38	H	W	38-30
12-5-57	H	W	77-66
12-20-61	A	L	70-71
12-2-63	H	W	79-72
12-3-64	A	L	68-94
12-7-66	A	L	98-102
12-23-67	H	W	82-74
12-1-70	A	W	68-63
12-1-71	H	W	81-63
12-1-72	A	L	59-65
12-1-73	H	W	70-62
11-28-80	H	L	59-62 (OT)
11-27-81	A	L	48-62
12-18-82	H	W	68-57
12-20-83	A	W	67-64
12-10-84	H	W	79-65
11-30-85	A	W	64-53
12-20-86	H	W	62-61
12-19-87	A	L	58-87
1-23-89	H	W	71-58
1-22-90	A	L	65-95
12-20-06	N	W	73-58
Totals			1,628-1,545

Xavier (NU trails 0-2)

3-19-84	A	L	57-58
3-14-91	N	L	84-89
Totals			141-147

Yale (NU leads 1-0)

11-19-05	H	W	73-64
----------	---	---	-------

York College (NU leads 1-0)

1916-17	W		23-14
---------	---	--	-------



Husker fans storm the court following Nebraska's 70-67 win over No. 3 Texas in 2011, as the win marked the highest-ranked opponent Nebraska beat since 1994.

SERIES RESULTS VS. ALL OPPONENTS

Opponent	First Mtg.	Last Mtg.	W-L
Air Force	1960	1982	4-1
Alabama	1955	1986	0-2
Alabama A&M	2005	2007	3-0
Alabama State	2008	2008	1-0
Alaska-Fairbanks	2000	2002	1-1
Alcorn State	2007	2011	3-0
Angelo State	1980	1980	1-0
Appalachian State	1993	1995	2-1
Arizona	1961	2000	2-2
Arizona State	1969	2008	3-4
Arkansas	1933	1998	2-6
Arkansas-Little Rock	1987	1987	1-0
Arkansas-Pine Bluff	2004	2010	4-0
Arkansas State	1989	2013	2-0
Arkansas Tech	1979	1979	1-0
Augustana (S.D.)	1969	1984	3-0
Baker	1905	1906	3-0
Ball State	1981	2002	1-2
Baylor	1950	2014	12-11
Bellevue	1906	1906	1-0
Bethune-Cookman	2003	2003	1-0
Bowling Green	1991	1997	2-1
Bradley	1938	1959	2-5
Brandeis (Omaha)	1917	1917	1-0
Brigham Young	1931	2009	1-4
Brooklyn	1987	1988	2-0
Brown Coll. "B" Tm.	1906	1906	1-0
Burgess-Nash	1916	1916	1-0
Butler	1930	1987	2-1
California	1938	1973	6-7
California-Davis	1978	1978	1-0
California-Irvine	1970	1987	2-2
California Santa Barbara	1979	2002	2-0
Cal State Bakersfield	1980	1980	1-0
Cal State Fullerton	1968	1968	1-0
Camp Funston	1918	1918	0-1
Canisius	1937	1985	1-1
Carleton	1932	1933	0-2
Centenary	2002	2002	1-0
Central City	1907	1907	1-0
Central Michigan	2011	2012	2-0
Chaminade	1988	1989	2-0
Charlotte	2008	2008	1-0
College of Charleston	1995	1995	1-0
Cheyenne Business College	1903	1903	0-1
Chicago Central	1905	1905	0-1
Chicago State	1990	2009	3-0
Cincinnati	1949	2013	0-4
The Citadel	1991	2013	4-0
Colgate	1921	1999	3-1
Colorado	1903	2011	77-71
Colorado College	1903	1929	6-1
Colorado State	1947	1999	7-3
Columbia	1988	1988	1-0
Connecticut	1992	1997	0-2
Coppin State	1997	1997	1-0
Cornell (N.Y.)	1956	1983	2-0
Cotner College	1909	1917	4-1
Creighton	1923	2013	25-22
Crete	1907	1907	1-0
Davidson	2010	2010	0-1
Delaware State	1995	2004	3-0
Denver	1907	2003	6-2
Denver YMCA	1903	1903	1-0
DePaul	1908	1983	1-4
Detroit	1938	1988	3-4
Doane	1899	1900	2-0
Drake	1909	1989	43-14
Duquesne	1949	1972	1-2
Eastern Illinois	1991	2001	5-0
Eastern Michigan	2003	2003	1-0
Eastern Washington	1980	2010	5-0
Emporia State	1956	1956	1-0
Evansville	1985	1986	1-1
Fairleigh Dickinson	2003	2003	1-0
Florida A&M	1994	2009	2-0
Florida Gulf Coast	2011	2012	2-0
Florida State	2005	2005	1-0
Fond du Lac	1901	1901	0-1
Fordham	1993	1993	1-0
Fort Dodge	1905	1918	5-1
Fort Dodge Co. G	1915	1915	0-1
Fort Riley	1906	1906	1-0
Fresno State	1982	1996	2-0
Furman	1988	1989	2-0
Gardner Naval Res.	1943	1943	0-2
George Washington	1937	1937	0-1
Georgia	1986	2013	2-1
Georgia Southern	1996	1996	1-0
Georgia State	1973	1974	2-0
Georgia Tech	1984	1984	0-1
Grambling State	1988	2010	3-1
Great Lakes	1942	1942	0-1
Greeley H.S.	1903	1903	1-0
Grinnell	1907	1928	17-7
Hamline	1915	1917	2-0
Harvard	1949	1990	3-0
Haskell	1902	1903	0-2
Hastings	1920	1920	1-0
Hawaii	1968	2006	2-6
Hawaii-Hilo	1977	1977	0-1
Highland Park	1904	1908	1-2
Hillyard's	1927	1927	0-1
Hofstra	2006	2006	0-1
Houston	1963	2006	1-3
Hudson College	1907	1907	1-0
Idaho	1950	1990	3-4
Idaho State	1995	1995	1-0
Illinois	1921	2014	4-11
Illinois Wesleyan	1921	1921	1-0
Independence College	1906	1906	1-0
Indiana	1920	2014	4-9
Iona	1983	2001	2-0
Iowa	1907	2013	9-15
Iowa State	1909	2011	131-103
IPFW	2002	2008	3-0
Jackson State	2009	2010	2-0
Jacksonville State	2012	2012	1-0
Kansas	1900	2011	71-170
Kansas City YMCA	1906	1906	1-0
Kansas State	1908	2011	93-127
K.C. Athletic Club	1906	1926	2-3
Kent State	1993	2012	2-1
Kentucky	1941	1973	1-2
Knox	1920	1920	1-0
La Salle	1967	1972	1-1
Lawrence	1905	1905	1-0
Lehigh	1988	1988	1-0
Lewis	1905	1905	0-1
Lincoln High School	1904	1904	1-0
Lincoln YMCA	1897	1909	10-4
Lipscomb	2002	2003	2-0
Long Beach State	1975	1996	3-0
Longwood	2005	2005	1-0
Louisiana-Lafayette	1993	1993	0-1
Louisiana State	1989	1989	0-1
Louisiana Tech	2005	2005	1-0
Louisville	1947	1980	0-2
Loyola (Ill.)	1937	1938	1-1
Loyola Marymount	1981	1981	1-0
Lubbock Christian	2006	2006	1-0
MacMurray	1974	1974	1-0
Mankato State	1977	1977	1-0
Marquette	1934	2005	4-4
Marshall	1967	1967	0-1
Marshfield	1907	1907	1-0



The Huskers wore throwback jerseys honoring the 1949-50 Big Seven Conference championship team for their 2012 Big Ten Tournament opener against Purdue.

Maryland Baltimore County	1989	2008	1-1
Maryland Eastern Shore	2008	2010	3-0
Memphis	1955	1955	0-1
Menasha	1905	1905	1-0
Mesa	1983	1983	1-0
Miami	1952	2013	4-1
Miami (Ohio)	1963	1991	2-1
Michigan	1950	2014	2-10
Michigan State	1920	2014	7-12
Middle Tenn. State	1974	1974	0-1
Millikin	1935	1935	0-1
Minneapolis YMCA	1904	1904	1-0
Minnesota	1902	2014	17-51
Minnesota Ag Coll.	1903	1903	0-1
Minnesota-Duluth	1974	1974	1-0
Mississippi	1978	2008	1-2
Mississippi State	1996	1996	0-1
Missouri	1908	2011	93-126
Missouri-St. Louis	1987	1987	1-0
Missouri State	1983	1983	1-0
Missouri Southern	1978	1978	1-0
Missouri Western	1983	1983	1-0
Monmouth	2000	2000	1-0
Montana	1937	1983	3-2
Montana State	1930	2005	4-1
Morehead State	1989	1995	2-0
Morgan State	2004	2004	1-0
Morningside	1904	1920	7-0
Morrison	1908	1908	0-1
Muscatine	1908	1908	0-1
Murray State	1991	2001	0-2
NATTC	1945	1945	0-1
Navy Pre-Flight	1945	1945	0-2
Nebraska-Omaha	1988	2012	3-0
Nebraska Wesleyan	1899	1923	20-6
Nevada	1979	1999	1-1
Nevada-Las Vegas	1948	1997	3-1
New Mexico	2009	2009	0-1
New Mexico State	1976	1993	1-1
New Orleans	1998	1998	1-0
Niagara	1938	2004	2-0
Nicholls State	2012	2012	1-0
Norfolk State	2007	2007	1-0
North Carolina	1973	1973	0-1
North Carolina A&T	1999	2005	4-0
North Carolina Central	2007	2007	1-0
UNC Greensboro	1998	1999	2-0
UNC Wilmington	1998	1998	1-0
North Dakota	1934	2011	2-1
North Dakota State	1934	1934	1-0
North Texas	1973	2006	4-0
NE Missouri State	1974	1986	3-0
Northeastern Illinois	1995	1996	2-0
Northern Colorado	1948	2005	3-0
Northern Illinois	1989	2013	3-1
Northern Iowa	1949	1997	13-1
Northern Michigan	1970	1970	1-0
NW Missouri State	1949	1987	10-0
Northwestern	1934	2014	6-2
Notre Dame	1920	1962	5-2
Ohio	1958	1994	3-0
Ohio State	1937	2014	3-11
Oklahoma	1921	2011	83-104
Oklahoma City	1964	1966	1-1
Oklahoma State	1927	2011	63-54
Omaha Alumni	1913	1915	3-0
Omaha Athletic Club	1920	1920	2-0
Omaha Christian	1904	1904	1-0
Omaha YMCA	1898	1905	6-3
Old Dominion	1997	1997	1-0
Oral Roberts	2000	2002	2-1
Oregon	1942	2012	7-6
Oregon State	1941	2009	4-6
Ottumwa Navy	1947	1947	2-0
Pacific	1967	2002	3-1
Pennsylvania	1994	1994	0-1
Penn State	1981	2014	5-4
Pentathlon	1945	1945	1-0
Pepperdine	1990	1990	1-0
Pittsburgh	1930	2001	1-3
Port Washington	1905	1905	1-0
Portage Co. F	1907	1908	0-2
Portland	1967	1994	2-0
Portland State	1980	1980	1-0
Presbyterian	2007	2007	1-0
Princeton	1958	1958	1-0
Purdue	1948	2014	4-10
Rhode Island	2011	2011	1-0
Ripon	1905	1905	0-1
Rutgers	2000	2007	1-2
Sacramento State	1979	1993	3-0
Sacred Heart College	1913	1913	1-0
Saint Louis	1930	2009	4-4
St. Francis (Pa.)	2004	2004	1-0
St. Mary's (Calif.)	1947	1976	1-1
St. Joseph's (Iowa)	1913	1917	3-0
St. Joseph's (Pa.)	1996	1996	1-0
St. Thomas (Minn.)	1917	1917	1-0
St. Thomas (Pa.)	1937	1937	1-0
Sam Houston State	1989	2002	3-1
San Diego State	1972	1972	0-1
San Francisco	1987	2000	2-1
San Jose State	1948	2008	3-2
Santa Clara	1936	1985	1-2
Savannah State	2002	2011	4-0
Shattuck	1905	1906	2-0

Simpson.....	1914 ..	1917 ..	1-1
Sioux City YMCA	1902 ..	1904 ..	1-1
Sonoma State	1981 ..	1981 ..	1-0
South Carolina	1976 ..	1977 ..	1-1
South Carolina State.....	2008 ..	2013 ..	2-0
South Carolina Upstate.....	2009 ..	2009 ..	1-0
South Dakota	1911 ..	2011 ..	31-5
South Dakota State.....	1930 ..	2011 ..	12-0
South Florida	2002 ..	2003 ..	1-1
Southeastern Louisiana ..	2010 ..	2010 ..	1-0
Southern.....	2012 ..	2012 ..	1-0
Southern Colorado	1985 ..	1985 ..	1-0
Southern Illinois	1986 ..	1987 ..	2-0
Southern Methodist	1952 ..	2001 ..	4-2
Southern Mississippi	1987 ..	2000 ..	0-2
Southern Utah	1992 ..	2009 ..	4-0
SE Missouri State	1983 ..	2005 ..	2-0
Springfield (Mass.).....	1953 ..	1953 ..	1-0
Stanford.....	1933 ..	1966 ..	3-6
Stevens Point A.C.....	1901 ..	1901 ..	0-1
Tampa	1952 ..	1952 ..	0-1
Temple	1937 ..	1937 ..	0-1
Tennessee.....	2003 ..	2004 ..	2-0
Tennessee Tech.....	1991 ..	1991 ..	1-0
Texas	1965 ..	2011 ..	6-16
Texas-Arlington	1993 ..	1993 ..	1-0
Texas A&M.....	1970 ..	2011 ..	12-8
TCU	1952 ..	2011 ..	7-2
Texas-Pan American.....	2009 ..	2009 ..	1-0
Texas-San Antonio	1994 ..	2002 ..	5-0
Texas State	1999 ..	1999 ..	1-0
Texas Southern	2004 ..	2004 ..	1-0
Texas Tech.....	1956 ..	2011 ..	16-10
Toledo	1991 ..	1996 ..	3-0
Topeka YMCA.....	1902 ..	1902 ..	1-1
Tulane.....	1983 ..	2012 ..	3-0
Tulsa	1998 ..	2009 ..	1-2
UAB.....	1979 ..	2013 ..	2-3
UCLA	1939 ..	1985 ..	2-5
UMKC.....	1983 ..	2009 ..	11-1
UMass.....	2013 ..	2013 ..	0-1
USC	1963 ..	2012 ..	5-5
Utah.....	1936 ..	1981 ..	1-2
Utah State.....	1961 ..	1978 ..	2-0
Utah Valley State	2005 ..	2005 ..	1-0
UTEP	2012 ..	2012 ..	0-1
Valparaiso	1920 ..	2012 ..	3-0
Vanderbilt.....	1956 ..	2010 ..	2-5
Villanova.....	1988 ..	1999 ..	0-2
Virginia	1998 ..	1998 ..	1-0
Virginia Tech	1995 ..	1995 ..	0-1
Wagner	1990 ..	1990 ..	1-0
Wake Forest	2011 ..	2012 ..	1-1
Washburn	1908 ..	1908 ..	1-0
Washington	1931 ..	1997 ..	3-6
Washington (Mo.).....	1918 ..	1949 ..	12-6
Washington State	1967 ..	1999 ..	6-2
Weber State.....	1997 ..	1997 ..	1-0
Wesleyan Auto	1914 ..	1914 ..	0-1
West Virginia	1930 ..	1930 ..	0-1
Western Carolina	2000 ..	2000 ..	0-1
Western Illinois.....	1978 ..	2013 ..	5-0
Western Kentucky	1947 ..	2007 ..	1-3
Western Reserve	1937 ..	1949 ..	2-0
Wichita State	1956 ..	2011 ..	6-6
Winthrop	2000 ..	2002 ..	2-0
Wisconsin	1904 ..	2014 ..	11-10
UW-Green Bay.....	1991 ..	1992 ..	2-0
UW-Oshkosh.....	1980 ..	1980 ..	1-0
UW-Stevens Point.....	1982 ..	1985 ..	2-0
UW-Stout.....	1986 ..	1986 ..	1-0
UW-Superior.....	1932 ..	1932 ..	0-1
Wofford	2002 ..	2002 ..	1-0
Wyoming	1934 ..	2006 ..	16-10
Xavier (Ohio).....	1984 ..	1991 ..	0-2
Yale	2005 ..	2005 ..	1-0
York College.....	1917 ..	1917 ..	1-0

NEBRASKA VS. NCAA DIVISION I CONFERENCES

Conference (Number of Teams)	G	W-L	Pct.
America East (9).....	2	1-1	.500
American Atlantic (11).....	24	10-16	.385
Atlantic Coast (15)	25	13-12	.520
Atlantic Sun (8)	5	5-0	1.000
Atlantic 10 (14).....	19	9-10	.474
Big 12 (10).....	1,080	481-599	.445
Big East (10).....	67	32-36	.478
Big Sky (12)	38	30-8	.789
Big South (11).....	4	4-0	1.000
Big Ten (14).....	220	731-147	.332
Big West (9).....	19	11-8	.579
Colonial Athletic (10).....	3	2-1	.667
Conference USA (14)	26	15-11	.577
Horizon (9).....	12	8-4	.667
Ivy (8).....	9	8-1	.889
Metro Atlantic Athletic (11).....	7	6-1	.857
Mid-American (12)	25	19-6	.760
Mid-Eastern Athletic (13)	23	23-0	1.000
Missouri Valley (10).....	97	69-28	.711
Mountain West (11)	58	38-20	.655
Northeast (10).....	6	6-0	1.000
Ohio Valley (12).....	13	11-2	.846
Pacific-12 (12).....	241	119-122	.494
Patriot League (10).....	5	4-1	.800
Southeastern (14).....	271	116-155	.428
Southern (10).....	10	9-1	.900
Southland (13).....	7	6-1	.857
Southwestern Athletic (10).....	19	18-1	.947
Summit (9).....	71	63-8	.887
Sun Belt (11).....	12	10-2	.833
West Coast (10)	21	12-9	.571
Western Athletic (8)	10	8-2	.800
Independents (1).....	0	0-0	.000

NEBRASKA IN EXHIBITION PLAY (51-6)

Season	Opponent	Result	Score
1966-67	Swedish Nationals	W	103-78
1968-69	Athletes in Action	W	74-65
1972-73	Yugoslavian	L	80-82
1978-79	Windsor	W	113-69
1981-82	Windsor	W	94-51
1982-83	Brandon	W	96-68
1983-84	Windsor	W	117-49
1985-86	Bratislava	W	101-67
1986-87	Club Bosnia	W	90-82
1987-88	Czechoslovakia	L	66-69
1988-89	Athletes in Action (ot)	L	102-104
	Victoria All-Stars	W	109-84
1989-90	Brisbane Bullets	W	76-74
	Athletes in Action	W	104-90
1990-91	High Five America	W	128-89
	Czechoslovakia	W	92-71
1991-92	Ukraine Nationals	W	80-71
	High Five America	W	93-84
1992-93	Cuban Nationals	W	114-76
	Marathon Oil	W	126-96
1993-94	Kiev Baskets	W	122-59
	Marathon Oil	W	109-91
1994-95	USA Verich Reps	W	117-101
	Russian Red Army	W	105-83
1995-96	Spalding Americas	W	113-68
	Team Pella	W	97-75
1996-97	Pella Windows Basketball	W	82-71
	Marathon Oil	W	82-81
1997-98	Pella Windows Basketball	W	83-63
	Marathon Oil	W	87-72
1998-99	Pella Windows Basketball	W	67-61
	Next Level Sports	W	86-76
1999-2000	Calif. South All-Stars (ot)	W	107-99
	Ural Great-Russia (ot)	L	98-102
2000-01	Global Sports	L	62-74
	Sports Tours Int'l.	W	89-49
2001-02	Nebraska-Kearney	W	58-55
	Delta Jammers	W	75-57
2002-03	EA Sports	W	63-46
	Sports Tours Int'l.	W	113-76
2003-04	Alaska-Fairbanks	W	84-53
	Athletes in Action	W	78-73
2004-05	Monterrey Tech	W	89-48
	Nebraska-Kearney	W	84-71
2005-06	Nebraska-Omaha	W	70-65
	Holy Family (Pa.)	W	76-54
2006-07	Nebraska-Kearney	W	74-72
	SIU-Edwardsville	L	50-54
2007-08	Nebraska Wesleyan	W	70-50
	Wayne State	W	74-51
2008-09	Chadron State	W	85-54
2009-10	Arkansas-Fort Smith	W	86-66
	Hastings	W	71-39
2010-11	Peru State	W	75-43
	Bellevue	W	82-58
2011-12	Doane	W	75-54
2012-13	Midland	W	68-40
2013-14	Nebraska-Kearney	W	91-60

2013-14 SEASON REVIEW



DAVID RIVERS



HUSKERS SURGE TO NCAA TOURNAMENT BERTH

For outsiders around the Nebraska basketball program, the 2013-14 season will be looked back on as a breakthrough year, but for Coach Tim Miles and the team, it was about setting a standard for the group and striving for that every day.

When media members and fans asked what the goal should be for the Husker program, Miles, as he is known to do, was quick with a reply, a response which has been the same since he took over the helm of the program in March of 2012 after leading Colorado State to three straight postseason appearances.

"We want to get to the NCAA Tournament and win when we get there."

With a host of newcomers and one double-figure scorer back from a team that went 15-18, there were plenty of question marks as the 2013-14 season commenced. Prior to the season, the Huskers were picked to finish last in the Big Ten in an informal media poll, but Miles believed that the Huskers would surprise people.

"If you look at the facts, I understand. But as a competitor, you're like, 'No way, no frickin' way,' Miles said at Big Ten Media Day in Chicago in October. "I look up all the way through (our schedule) and go, 'We can beat those guys, we got those guys, I know we beat those guys last year, we're going to beat them again.' You just have that faith in your team that you're going to do it."

"And I believe in our guys. So I don't think we're going to end up 12th, and I think it's going to be a good thing, Miles said."



Shavon Shields totaled a game-high 28 points against Florida Gulf Coast and was one of two Huskers to earn All-Big Ten honors in 2013-14.

That belief that Miles had in his team, despite a rocky start in Big Ten play, never wavered even during a 1-5 start.

Fast forward to March, as Nebraska finished a 19-13 season with the school's first NCAA Tournament appearance since 1998. As Miles addressed the media before Nebraska's second-round game, he talked about the difference between expectations and goals.

"So expectations, I think really can skew you the wrong way," Miles said. "But your goals are what you strive for. Your attitude every day is what really matters. Our goals never changed even when we were 1-5. We wanted to be in the NCAA Tournament."

The catalyst to the turnaround was keyed by two things - an increased emphasis on the defensive end of the court as well as a subtle lineup adjustment triggered an in-season turnaround that few outside the program could envision.

Two players - junior David Rivers and sophomore Benny Parker - went from being at the end of the rotation to becoming instrumental contributors down the stretch. Rivers, a 6-foot-7 forward, provided the Huskers with more size and length and rebounding, while Parker, a 5-foot-9 guard, provided toughness and tenacity on the perimeter and a change of pace off the bench.

To get into the NCAA Tournament, Nebraska, which was 9-9 on the season following a 58-54 loss to Penn State on Jan. 23, needed to string together some wins in the final month of the season.

The impetus of the change came on the defensive end of the floor first. The Huskers, who were 12th in the Big Ten in field goal defense entering the conference season, did not allow an opponent to shoot over 50 percent over their final 16 games, including an eight-game stretch of holding foes to under 40 percent shooting. That marked the first time in over four decades that Nebraska had accomplished the feat. The Huskers finished second in the Big Ten in field goal defense (.415) and third in scoring defense (64.3 ppg).

"That's been our calling card," Miles said following a win at Indiana in early March. "I'll bet you money - even though I would never do that - that if you ask these guys if their calling card would be defense in October, they would have laughed at you."

A four-point win over NIT champion Minnesota on Jan. 26 began a surge including a 10-2 stretch to close the Big Ten slate. The run featured a pair of top-10 wins (at No. 9 Michigan State and No. 9 Wisconsin), as well as the first sweep of Indiana in program history.

The statement came in East Lansing on Feb. 16, when the Huskers delivered a stunning 60-51 win over the ninth-ranked Spartans. The Huskers jumped to an early 13-4 lead and showed poise, as Michigan State erased the deficit in the first half. Michigan State cut Nebraska's lead to 51-49 before Petteway delivered the dagger. The sophomore guard's 3-pointer with 2:32 left highlighted a 23-point effort, as he scored 14 straight second-half points for the Huskers, while Walter Pitchford added 18 points, including four 3-pointers, in the win - the Huskers' first win on the road over a top-10 team since 1997.

Nebraska held Michigan State to 34 percent shooting and forced 11 turnovers, earning the



Terran Petteway scored a career-high 35 points in the win over Minnesota. His 35 points against the Gophers were the most during conference play in 2013-14. Petteway went on to earn first-team All-Big Ten honors - the first by a Husker player since 2008.

praise of Michigan State head coach Tom Izzo.

"They reminded me of some of our old teams," Izzo said. "They took it at us. They talked it, they walked it, they played it."

Nebraska continued to play with more confidence, returning home to rout Penn State and Purdue - two teams which had beaten the Huskers earlier in conference play - to put itself in position for a top-four finish heading into the final week of the season.

The Huskers headed to Bloomington looking for another crucial road win and sophomore Walter Pitchford got the Huskers off on the right track. The 6-foot-10 sophomore scored the first nine points for Nebraska, as the Huskers never trailed en route to completing their first-ever regular-season sweep of Indiana. There were heroes up and down the roster, including senior Ray Gallegos, who broke a long slump with nine points, including a pair of key 3-pointers in the second half to push the lead to 10 points. He was one of several Husker reserves with big performances, as Benny Parker added eight points in 19 minutes, while Leslee Smith had four points and five rebounds in 13 minutes.

The regular season came down to the final Big Ten game, when the Huskers hosted ninth-ranked Wisconsin. In front of a school-record crowd of 15,998 on No-Sit Sunday, Nebraska rose to the occasion, using a 12-1 second-half surge to overcome a four-point deficit to regain the lead for good. Petteway and Shavon Shields led all scorers with 26 points each while Pitchford added 15 points as the trio combined for 67 of the Huskers' 77 points against the Final Four bound Badgers.

As it was most of the season, Nebraska's sophomore trio of Petteway, Shields and Pitchford provided the bulk of the Huskers' offensive attack.

Petteway became one of the biggest surprises in the Big Ten in 2013-14, leading the conference in scoring at 18.1 points per game, as he became the first Husker in over 60 years to earn that honor. Petteway, who had 12 20-point games, became the first player since 1998 to earn consensus first-team all-conference honors. A transfer from Texas Tech, he became the first Big Ten player in three years to put up multiple 30-point efforts, including a career-high 35 points against Minnesota.

Shields emerged as one of the Huskers' most consistent performers, as he averaged 12.8 points and a team-high 5.8 rebounds per game. Shields, who had four games of at least 20 points, scored a career-high 33 points against Illinois, including a school-record 15-of-15 from the foul line. Shields was at his best down the stretch, averaging 17.6 points per game on 50 percent shooting over the Huskers' final five contests, including 26 points against the Badgers.



Relive all of the moments from the Huskers' 2013-14 season with this highlight video by HuskerVision. Use the QR reader on your smart phone to access the video.

2013-14 HUSKER HONORS

RAY GALLEGOS

- 2013-14 Team Captain

NICK FULLER

- Husker Power Lifter of the Year

NATHAN HAWKINS

- Tom Osborne Citizenship Team

KYE KURKOWSKI

- First-Team Academic All-Big Ten
- UNL Honors Medallion

TREVOR MENKE

- First-Team Academic All-Big Ten
- UNL High Honors Medallion
- Scout Ten MVP
- NABC Honors Court

BENNY PARKER

- Team's Most Outstanding Defender
- Team's Most Improved Player

TERRAN PETTEWAY

- Jack Moore Most Valuable Player Award
- 2013-14 Team Captain
- First-Team All-Big Ten (Coaches)
- First-Team All-Big Ten (Media)
- Jack Moore Award (Team MVP)
- First-Team NCBWA All-District (District 7)
- First-Team NABC All-District (District VI)
- Big Ten Player of the Week (Feb. 17)

DAVID RIVERS

- Team's Unsung Hero Award
- Team's Most Improved Player

SHAVON SHIELDS

- 2013-14 Team Captain
- Honorable-Mention All-Big Ten (Coaches)
- Honorable-Mention All-Big Ten (Media)
- Big Ten Player of the Week (Nov. 11)
- Big Ten Player of the Week (March 10)
- First-Team Academic All-Big Ten
- Lute Olson National Player of the Week (Nov. 11)
- First-Team CoSIDA Academic All-District VII
- UNL Highest Honors Medallion
- Hero Leadership Award
- Tom Osborne Citizenship Team
- Big Ten Sportsmanship Nominee
- NABC Honors Court

LESLEE SMITH


- Tom Osborne Citizenship Team

SERGEJ VUCETIC

- First-Team Academic All-Big Ten
- UNL Honors Medallion

TIM MILES

- Jim Phelan National Coach of the Year
- Big Ten Coach of the Year (Coaches)



NICK FULLER



BENNY PARKER



TERRAN PETTEWAY



DAVID RIVERS



SHAVON SHIELDS



TIM MILES

2013-14 BY THE NUMBERS



2013-14 NEBRASKA CORNHUSKERS

.786 - Nebraska's winning percentage in games decided by five points or less under Tim Miles. The Huskers are 11-3 in such games over the last two seasons.

.938 - Nebraska's home winning percentage, as the Huskers went 15-1 at Pinnacle Bank Arena in 2013-14. NU went 2-0 against ranked teams, while the only loss was a 71-70 setback against Big Ten regular-season champion Michigan on Jan. 9.

4 - The Huskers had four players total double-doubles in 2013-14 (Leslee Smith, Walter Pitchford, Shavon Shields and Terran Petteway).

7 - Nebraska made its seventh NCAA Tournament appearance in 2013-14, the school's first appearance since 1998.

8 - Number of games Nebraska played against ranked opponents in 2013-14, going 3-5 in those contests. The Huskers picked up a pair of wins over top-10 teams for the first time since 1993-94.

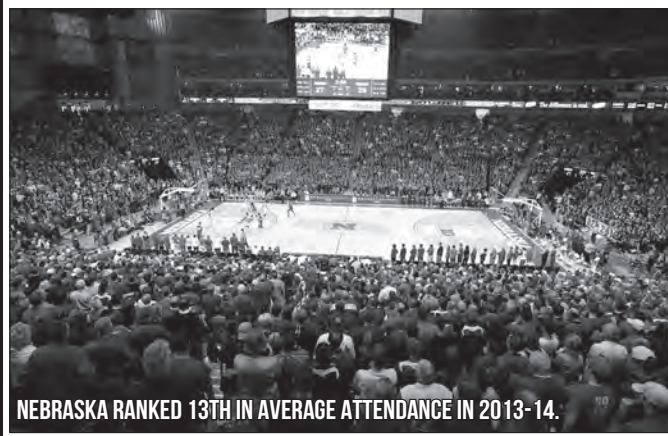
9 - Number of Huskers who have scored in double figures at least once in 2013-14.

11 - Nebraska's Big Ten wins, which are the school's highest total since 1965-66. The only other times NU won 11 or more conference games were back in 1915-16 and 1924-25 when Nebraska was a member of the Missouri Valley Conference.

18.1 - Scoring average for sophomore guard Terran Petteway, which led the Big Ten. Petteway became the first Husker to lead a conference in scoring in all games since 1950. He also averaged a conference-best 18.6 ppg in Big Ten play.

158 - Number of 3-pointers made by Ray Gallegos in his Husker career, including 137 over his final two seasons. The total ranks seventh on Nebraska's career list.

15,419 - Average attendance for the Huskers, setting a school record and ranking 13th nationally. The mark shattered the previous school mark of 13,357 in 1992-93.



NEBRASKA RANKED 13TH IN AVERAGE ATTENDANCE IN 2013-14.



Sophomore Walter Pitchford emerged as a third scoring option down the stretch for the Huskers, averaging 9.3 points per game while shooting 41 percent from 3-point range. Pitchford was in double figures in seven of NU's final nine games, including a career-high 18 points at Michigan State.

Pitchford, who transferred in from Florida, developed into a solid third scoring option, averaging 9.3 points and 4.7 rebounds per game in his first action as a Husker. The 6-foot-10 sophomore shot 41 percent from 3-point range, and averaged 11 points per game on 53 percent shooting over the Huskers' final 14 games. He keyed NU's win at No. 9 Michigan State with a career-high 18 points, including four 3-pointers, and added 17 points on 7-of-10 shooting, and nine rebounds at Indiana.

Miles was recognized for guiding Nebraska to 11 Big Ten wins, its highest total in nearly 50 years, as he was named Big Ten Coach of the Year and won the Jim Phelan Award as national coach of the year. Nebraska's fourth-place finish in the Big Ten was the program's best conference finish since 1999, while NU knocked off two top-10 teams for the first time since the 1993-94 season.

The other part of the Huskers' success was its new home, and how quickly Pinnacle Bank Arena provided Nebraska with an impressive homecourt advantage. The Huskers shattered school records for attendance by averaging 15,419 fans per home game to rank 13th nationally and post the largest single-season increase in college basketball since 2007. NU was an impressive 15-1 at Pinnacle Bank Arena with the only loss coming to Big Ten regular-season champion Michigan by one point. From opening night to the final regular-season game, the facility was packed, serving as the Huskers' sixth man.

It was only appropriate that the Huskers gathered at Pinnacle Bank Arena for the NCAA selection show to learn their postseason fate. With over 2,500 fans on hand, Nebraska received the word that its 16-year draught from the NCAA Tournament had ended, and the Huskers would face Baylor in San Antonio.

While a 14-point loss to the Bears ended a magical run, the 2013-14 season will be looked at fondly as a breakthrough year for Nebraska basketball.



Ray Gallegos closed his Husker career with 15 points against Baylor in the NCAA Tournament.

2013-14 SENIOR BIOS



RAY GALLEGOS

Guard | 6-2 | 182
Salt Lake City, Utah | West Jordan

CAREER HONORS

- ◆ 2013-14 Co-Captain
- ◆ Seventh on NU's 3-point career list (158)
- ◆ Single-Season Record for minutes played (1,237, 2012-13)
- ◆ Second on NU's single-season 3-point list (83, 2012-13)
- ◆ Big Ten leader in 3-pointers per game (2.5, 2012-13)
- ◆ Seventh in the Big Ten in 3-pointers per game (1.8, 2013-14)
- ◆ Eighth in the Big Ten in steals per game (1.4 spg, 2012-13)
- ◆ 2011 Second-Team Academic All-Big 12

One of the most prolific shooters in school history, Ray Gallegos played a significant role in the Huskers' first appearance in the NCAA Tournament since 1998. He finished his career ranked seventh on Nebraska's career 3-point list with 158 and was among the Big Ten leaders in 3-pointers per game in each of his final two seasons at Nebraska.

As a senior in 2013-14, Gallegos averaged 7.3 points, 2.0 rebounds and 1.4 assists per game, leading the Huskers in both 3-pointers (54) and assist-to-turnover ratio (2.5-to-1). He was in double figures 10 times, including a season-high 18 points against both Cincinnati and South Carolina State. One of three captains in 2013-14, Gallegos provided clutch second-half shooting in wins against Wisconsin and at Indiana and closed his career with a 15-point effort against Baylor in the second round of the NCAA Tournament.


As a junior, he emerged as one of the Huskers' go-to performers, averaging 12.5 ppg while ranking among the Big Ten leaders in scoring (17th), 3-pointers per game (2.5, first), minutes (1st, 37.5 per game) and steals (1.4 spg, eighth) in his first full season as a starter. Gallegos had eight games with at least four 3-pointers, including a career-high seven at Iowa, while his 83 3-pointers ranked second in school history. Gallegos reached double figures 21 times in 2012-13, including six games of at least 20 points, after entering the year with just three double-figure efforts in his first two seasons of competition. He poured in a career-high 30 points, including 6-of-9 from 3-point range, becoming the first Husker guard since Tyron Lue to have a 30-point game.

He provided support off the bench in his first two seasons, playing in 30 games as a freshman and 25 during his sophomore season in helping the Huskers to an NIT appearance.

Gallegos signed a professional contract in September of 2014 and will play in Mexico this season.

Nebraska Career Highs

Points: 30, at Minnesota (1/29/13)
Rebounds: 7, vs. Nebraska-Omaha (11/18/12)
Field Goals: 12, at Minnesota (1/29/13)
Free Throws: 4, vs. C. Michigan (12/22/12)
3-point FG: 7, at Iowa (3/9/13)
Assists: 4, vs. UAPB (11/15/10)
Steals: 3, three times (last, 1/13/13)
Blocks: 2, three times (last, 1/22/13)
Minutes: 40, 12 times (last, 3/14/13)



MIKE PELTZ

Guard | 6-2 | 202
Alliance, Neb. | Western Nebraska CC | Alliance HS

CAREER HONORS

- ◆ 2014 University of Nebraska Graduate

Mike Peltz provided a valuable role on the scout team and as a reserve guard for the Huskers during his two-year career. Peltz played in 25 career games after walking on to the Husker program in October of 2012. His hard work was rewarded, as he was placed on scholarship in January of 2014.

As a senior, he played in 11 games, including seven Big Ten games, serving as a backup guard. He played a season-high 17 minutes and grabbed four rebounds in the season-opener against Florida Gulf Coast. He totaled nine rebounds in 54 minutes of action and committed one turnover in 11 games. He also provided one of the highlights to Senior Night, when he proposed to Shelby Campbell during the pregame ceremony.

As a junior in 2012-13, he played in 14 games and averaged more than two rebounds per game before he was sidelined after season-ending knee surgery. He averaged 2.1 rebounds, 1.2 assists and 1.1 points per game in over 15 minutes of action per contest. Peltz had a career-high four points against NCAA Sweet 16 qualifier Oregon and six rebounds in 22 minutes against Kent State. He also dished out a career-high four assists in an 89-75 win over Central Michigan as a junior.

A native of Alliance, Neb., Peltz graduated in August of 2014 with a degree in business administration.

Nebraska Career Highs

Points: 4, at Oregon (12/15/12)
Rebounds: 6, vs. Kent State (11/24/12)
Field Goals: 1, four times (last, 12/29/12)
Free Throws: 2, two times (last, 12/22/12)
3-point FG: 1, two times (last, 12/15/12)
Assists: 4, vs. Central Michigan (12/22/12)
Steals: 1, two times (last, 12/6/12)
Blocks: None
Minutes: 22, vs. Kent State (11/24/12)

MIKE PELTZ'S CAREER STATS

vs. All Opponents

Year	G-GS	MP-MPG	FG-FGA	Pct.	3FG-3FGA	Pct.	FT-FTA	Pct.	Rebounds							TP-Avg.
									O-D	Tot.-Avg.	F-DQ	A	TO	B	S	
2012-13	14-0	213-15.2	4-14	.286	2-3	.667	6-12	.500	7-22	29-2.1	29-0	17	15	0	1	16-1.1
2013-14	11-0	54-4.9	0-4	.000	0-0	.000	1-2	.500	3-6	9-0.8	10-0	1	1	0	1	1-0.1
TOTAL	25-0	267-10.7	4-18	.222	2-3	.667	7-14	.500	10-28	38-1.5	39-0	18	16	0	2	17-0.7

vs. Conference Opponents

Year	G-GS	MP-MPG	FG-FGA	Pct.	3FG-3FGA	Pct.	FT-FTA	Pct.	Rebounds							TP-Avg.
									O-D	Tot.-Avg.	F-DQ	A	TO	B	S	
2012-13	1-0	8-8.0	0-0	.000	0-0	.000	0-0	.000	0-0	0-0.0	0-0	0	0	0	0	0-0.0
2013-14	7-0	24-3.4	0-1	.000	0-0	.000	0-0	.000	1-2	3-0.4	3-0	1	1	0	0	0-0.0
TOTAL	8-0	32-4.0	0-1	.000	0-0	.000	0-0	.000	1-2	3-0.4	3-0	1	1	0	0	0-0.0

RAY GALLEGOS' CAREER STATS

vs. All Opponents

Year	G-GS	MP-MPG	FG-FGA	Pct.	3FG-3FGA	Pct.	FT-FTA	Pct.	Rebounds							TP-Avg.
									O-D	Tot.-Avg.	F-DQ	A	TO	B	S	
2009-10	30-3	409-13.6	34-93	.366	15-43	.349	8-16	.500	1-40	41-1.4	27-0	19	14	5	10	91-3.0
2010-11	25-1	294-11.8	30-93	.323	6-42	.143	4-7	.571	3-22	25-1.0	24-0	8	13	4	9	70-2.8
2012-13	33-33	1237-37.5	150-416	.361	83-271	.306	28-44	.636	8-93	101-3.1	60-1	40	35	13	46	411-12.5
2013-14	30-18	846-28.2	78-214	.364	54-161	.335	9-12	.750	6-54	60-2.0	56-1	42	17	4	25	219-7.3
TOTAL	118-55	2786-23.6	292-816	.358	158-517	.306	49-79	.620	18-209	227-1.9	167-2	109	79	26	90	791-6.7

vs. Conference Opponents

Year	G-GS	MP-MPG	FG-FGA	Pct.	3FG-3FGA	Pct.	FT-FTA	Pct.	Rebounds							TP-Avg.
									O-D	Tot.-Avg.	F-DQ	A	TO	B	S	
2009-10	15-0	178-11.9	13-42	.310	6-20	.300	0-4	.000	0-15	15-1.0	11-0	6	11	1	4	32-2.1
2010-11	11-0	82-7.5	5-27	.185	2-13	.154	2-4	.500	0-8	8-0.7	11-0	1	4	1	4	14-1.3
2012-13	18-18	694-38.6	83-250	.332	49-166	.295	12-19	.632	5-54	59-3.3	30-0	24	19	7	28	227-12.6
2013-14	18-12	518-28.8	38-115	.330	26-88	.295	7-10	.700	4-34	38-2.1	34-0	22	12	1	12	109-6.1
TOTAL	62-30	1472-23.7	139-434	.320	83-287	.289	21-37	.568	9-111	120-1.9	86-0	53	46	10	48	382-6.2

2013-14 NEBRASKA STATISTICS

OVERALL RECORD: 19-13

##	Player	GP	GS	Min	Avg	TOTAL			3-PTS			REBOUNDS			PF	FO	A	TO	Blk	Stl	Pts	Avg				
						FG	FGA	Pct	3FG	FGA	Pct	FT	FTA	Pct									Off	Def	Tot	Avg
05	Petteway, Terran	32	32	1014	31.7	182	427	.426	48	147	.327	167	204	.819	29	126	155	4.8	102	5	52	88	24	29	579	18.1
31	Shields, Shavon	32	32	1042	32.6	131	296	.443	18	57	.316	129	179	.721	44	140	184	5.8	89	5	51	51	9	29	409	12.8
01	Biggs, Deverell	15	0	308	20.5	50	117	.427	6	17	.353	43	64	.672	13	37	50	3.3	42	3	23	34	6	15	149	9.9
35	Pitchford, Walter	32	31	742	23.2	107	226	.473	48	117	.410	34	49	.694	36	115	151	4.7	81	2	16	15	18	12	296	9.3
15	Gallegos, Ray	30	18	846	28.2	78	214	.364	54	161	.335	9	12	.750	6	54	60	2.0	56	1	42	17	4	25	219	7.3
21	Smith, Leslee	32	1	537	16.8	67	129	.519	0	1	.000	38	61	.623	59	95	154	4.8	82	1	12	45	20	29	172	5.4
00	Webster, Tai	32	30	729	22.8	34	112	.304	6	35	.171	52	84	.619	14	52	66	2.1	74	0	63	58	3	24	126	3.9
02	Rivers, David	25	14	499	20.0	27	57	.474	1	3	.333	21	33	.636	25	48	73	2.9	51	2	10	13	13	25	76	3.0
03	Parker, Benny	32	2	477	14.9	32	67	.478	0	5	.000	14	16	.875	2	31	33	1.0	49	0	29	13	1	30	78	2.4
04	Hawkins, Nathan	16	0	116	7.3	7	30	.233	6	19	.316	3	6	.500	2	13	15	0.9	21	0	5	5	0	2	23	1.4
10	Menke, Trevor	5	0	10	2.0	1	2	.500	1	2	.500	0	0	.000	0	0	0	0.0	0	0	0	0	0	1	3	0.6
14	Vucetic, Sergej	7	0	16	2.3	2	2	1.000	0	0	.000	0	2	.000	1	3	4	0.6	0	0	0	0	1	0	4	0.6
44	Kurkowski, Kye	5	0	10	2.0	1	1	1.000	0	0	.000	0	1	.000	0	3	3	0.6	1	0	0	0	0	0	2	0.4
12	Peltz, Mike	11	0	54	4.9	0	4	.000	0	0	.000	1	2	.500	3	6	9	0.8	10	0	1	1	0	1	1	0.1
	Team																									
	Total	32		6400		719	1684	.427	188	564	.333	511	713	.717	278	781	1059	33.1	660	19	304	349	99	222	2137	66.8
	Opponents	32		6400		696	1658	.420	186	590	.315	507	744	.681	319	802	1121	35.0	602	8	354	397	101	168	2085	65.2

BIG TEN RECORD: 11-7, 4TH PLACE

##	Player	GP	GS	Min	Avg	TOTAL			3-PTS			REBOUNDS			PF	FO	A	TO	Blk	Stl	Pts	Avg				
						FG	FGA	Pct	3FG	FGA	Pct	FT	FTA	Pct									Off	Def	Tot	Avg
05	Petteway, Terran	18	18	582	32.3	106	247	.429	29	94	.309	93	118	.788	13	78	91	5.1	60	1	37	55	16	11	334	18.6
31	Shields, Shavon	18	18	603	33.5	75	167	.449	12	35	.343	67	92	.728	24	83	107	5.9	43	2	23	28	4	16	229	12.7
01	Biggs, Deverell	6	0	139	23.2	24	55	.436	1	5	.200	16	26	.615	6	19	25	4.2	17	2	9	19	3	6	65	10.8
35	Pitchford, Walter	18	17	416	23.1	64	133	.481	29	68	.426	23	34	.676	23	64	87	4.8	41	0	10	13	9	7	180	10.0
15	Gallegos, Ray	18	12	518	28.8	38	115	.330	26	88	.295	7	10	.700	4	34	38	2.1	34	0	22	12	1	12	109	6.1
21	Smith, Leslee	18	1	284	15.8	31	65	.477	0	0	.000	8	20	.400	27	45	72	4.0	46	0	9	26	6	14	70	3.9
02	Rivers, David	15	6	289	19.3	14	31	.452	1	2	.500	13	19	.684	16	34	50	3.3	24	0	5	4	9	9	42	2.8
00	Webster, Tai	18	18	383	21.3	11	45	.244	3	15	.200	22	30	.733	5	31	36	2.0	34	0	31	30	2	13	47	2.6
03	Parker, Benny	18	0	264	14.7	18	36	.500	0	1	.000	10	10	1.000	1	20	21	1.2	24	0	14	6	0	19	46	2.6
04	Hawkins, Nathan	10	0	79	7.9	5	24	.208	5	16	.313	2	2	1.000	1	9	10	1.0	15	0	3	3	0	2	17	1.7
10	Menke, Trevor	3	0	6	2.0	1	1	1.000	1	1	1.000	0	0	.000	0	0	0	0.0	0	0	0	0	0	1	3	1.0
44	Kurkowski, Kye	3	0	5	1.7	1	1	1.000	0	0	.000	0	1	.000	0	1	1	0.3	0	0	0	0	0	0	2	0.7
12	Peltz, Mike	7	0	24	3.4	0	1	.000	0	0	.000	0	0	.000	1	2	3	0.4	3	0	1	1	0	0	0	0.0
14	Vucetic, Sergej	4	0	8	2.0	0	0	.000	0	0	.000	0	2	.000	0	1	1	0.3	0	0	0	0	0	0	0	0.0
	Team																									
	Total	18		3600		388	921	.421	107	325	.329	261	364	.717	144	451	595	33.1	341	5	164	202	50	110	1144	63.6
	Opponents	18		3599		387	932	.415	116	352	.330	251	371	.677	163	448	611	33.9	318	5	208	203	59	98	1141	63.4

FINAL BIG TEN STANDINGS

Team	Conference		Overall		Postseason
	W-L	Pct.	W-L	Pct.	
Michigan	15-3	.833	28-9	.757	NCAA Elite 8
Wisconsin	12-6	.667	30-8	.789	NCAA Final 4
Michigan State	12-6	.667	29-9	.763	NCAA Elite 8
Nebraska	11-7	.611	19-13	.594	NCAA Second Round
Ohio State	10-8	.556	25-10	.714	NCAA Second Round
Iowa	9-9	.500	20-13	.606	NCAA First Round
Minnesota	8-10	.444	25-13	.658	NIT Champions
Illinois	7-11	.389	20-15	.571	NIT Quarterfinals
Indiana	7-11	.389	17-15	.531	
Penn State	6-12	.333	16-18	.471	CBI Second Round
Northwestern	6-12	.333	14-19	.424	
Purdue	5-13	.278	15-17	.469	

2013-14 NEBRASKA RECORD BY LINEUP

No.	Starting Lineup	Record
1.	Petteway, Pitchford, Rivers, Shields, Webster	8-4
2.	Gallegos, Petteway, Pitchford, Shields, Webster	9-8
3.	Parker, Petteway, Pitchford, Rivers, Shields	2-0
4.	Gallegos, Petteway, Shields, Smith, Webster	0-1

ALL-BIG TEN TEAM (COACHES)

First Team
 Roy Devyn Marble, Iowa
 Nik Stauskas, Michigan
 Gary Harris, Michigan State
 Terran Petteway, Nebraska
 Frank Kaminsky, Wisconsin

Second Team
 Yogi Ferrell, Indiana
 Caris LeVert, Michigan
 Adreian Payne, Michigan State
 D.J. Newbill, Penn State
 Sam Dekker, Wisconsin

Third Team
 Noah Vonleh, Indiana
 Aaron White, Iowa
 Aaron Craft, Ohio State
 LaQuinton Ross, Ohio State
 Tim Frazier, Penn State

Honorable Mention
 Rayvonte Rice, Illinois; Glenn Robinson III, Michigan;
 Keith Appling, Michigan State; Denzel Valentine,
 Michigan State; Andre Hollins, Minnesota; Shavon
 Shields, Nebraska; Drew Crawford, Northwestern; A.J.
 Hammons, Purdue; Ben Brust, Wisconsin

LEAGUE HONORS

Coach of the Year: Tim Miles, Nebraska
Player of the Year: Nik Stauskas, Michigan
Defensive Player of the Year: Aaron Craft, Ohio State
Freshman of the Year: Noah Vonleh, Indiana
Sixth Man of the Year: Nigel Hayes, Wisconsin

ALL-BIG TEN TEAM (MEDIA)

First Team
 Roy Devyn Marble, Iowa
 Nik Stauskas, Michigan
 Gary Harris, Michigan State
 Terran Petteway, Nebraska
 Frank Kaminsky, Wisconsin

Second Team
 Yogi Ferrell, Indiana
 Caris LeVert, Michigan
 Adreian Payne, Michigan State
 Aaron Craft, Ohio State
 D.J. Newbill, Penn State

Third Team
 Noah Vonleh, Indiana
 Aaron White, Iowa
 Drew Crawford, Northwestern
 Tim Frazier, Penn State
 Sam Dekker, Wisconsin

Honorable Mention:
 Rayvonte Rice, Illinois; Will Sheehey, Indiana;
 Glenn Robinson III, Michigan; Keith Appling,
 Michigan State; Denzel Valentine, Michigan State;
 Andre Hollins, Minnesota; DeAndre Mathieu,
 Minnesota; Shavon Shields, Nebraska; LaQuinton
 Ross, Ohio State; A.J. Hammons, Purdue; Ben
 Brust, Wisconsin; Josh Gasser, Wisconsin; Traevon
 Jackson, Wisconsin

LEAGUE HONORS

Coach of the Year: John Beilein, Michigan
Player of the Year: Nik Stauskas, Michigan
Freshman of the Year: Noah Vonleh, Indiana

2013-14 SEASON RESULTS

GAME-BY-GAME REVIEW

Date	Opponent	Result	Record (BIG)	Attendance	Points	Rebounds	Assists	Steals
11/8	Florida Gulf Coast	W, 79-55	1-0 (0-0)	15,119	Shields, 28	Shields, 6	Shields, 3	Parker, Rivers, 2
11/12	Western Illinois	W, 62-47	2-0 (0-0)	14,771	Pitchford, 14	Petteway, 9	Petteway, Parker 2	Smith, Rivers, 2
11/17	South Carolina State	W, 83-57	3-0 (0-0)	14,765	Gallegos, 18	Smith, 7	Parker, 3	Smith, 3
12/21	vs. UMass \$	L, 90-96	3-1 (0-0)	1,873	Petteway, 30	Smith, 10	Webster, 2	Rivers, 4
12/22	vs. UAB \$	L, 74-86	3-2 (0-0)	1,730	Petteway 21	Pitchford, 6	Shields, 3	Rivers, Parker 3
11/24	vs. Georgia \$	W, 73-65	4-2 (0-0)	1,137	Petteway, 15	Smith, 11	Webster, 3	Pitchford, Biggs, 2
11/30	Northern Illinois	W, 63-58	5-2 (0-0)	15,332	Biggs, 18	Smith, 9	Webster, 3	Smith, 3
12/4	Miami	W, 60-49	6-2 (0-0)	15,088	Petteway, 13	Smith, 10	Webster, 5	Webster, 4
12/8	at Creighton	L, 67-82	6-3 (0-0)	17,350	Shields, 22	Biggs, Petteway 6	Webster, 5	Pitchford, Petteway, Shields, Biggs 1
12/14	Arkansas State	W, 79-67	7-3 (0-0)	15,949	Shields, 15	Pitchford, 10	Biggs, 6	Shields, Biggs, Petteway 3
12/21	The Citadel	W, 77-62	8-3 (0-0)	14,978	Petteway 27	Smith 10	Gallegos 5	Shields, Webster, Gallegos, 2
12/28	at Cincinnati	L, 59-74	8-4 (0-0)	8,257	Petteway, 22	Shields, 8	Shields, Gallegos 3	Petteway, 2
12/31	at No. 22 Iowa *	L, 57-67	8-5 (0-1)	15,400	Petteway, 20	Pitchford, Petteway 12	Webster, 4	Webster, 4
1/4	at No. 3 Ohio State *	L, 53-84	8-6 (0-2)	17,536	Petteway, 15	Smith, 11	Petteway, Smith 2	Petteway, Webster, Gallegos 1
1/9	Michigan *	L, 70-71	8-7 (0-3)	15,012	Petteway, 16	Smith, 6	Petteway, Shields, 3	Five players, 1
1/12	at Purdue *	L, 64-70	8-8 (0-4)	9,182	Petteway, 19	Shields, Petteway, 9	Five players, 2	Smith, Biggs, 2
1/20	No. 17 Ohio State *	W, 68-62	9-8 (1-4)	15,342	Petteway, Shields 18	Shields, 9	Biggs, 3	Smith, 3
1/23	at Penn State *	L, 54-58	9-9 (1-5)	5,705	Petteway, 15	Shields, 10	Petteway, 3	Petteway, 2
1/26	Minnesota *	W, 82-78	10-9 (2-5)	15,945	Petteway, 36	Shields, Petteway 6	Gallegos, 5	Smith, 3
1/29	Indiana *	W, 60-55	11-9 (3-5)	15,333	Petteway, 18	Smith, 5	Shields, 4	Shields, 4
2/5	at No. 10 Michigan	L, 50-79	11-10 (3-6)	12,707	Shields, 13	Pitchford, Webster, 4	Parker, 2	Hawkins, 2
2/8	at Northwestern	W, 53-49	12-10 (4-6)	7,109	Petteway, 17	Petteway, 8	Petteway, 4	Gallegos, Parker 2
2/12	Illinois	W, 67-58	13-10 (5-6)	15,404	Shields, 33	Rivers, 7	Webster, 2	Parker, 4
2/16	at No. 9 Michigan State	W, 60-51	14-10 (6-6)	14,797	Petteway, 23	Shields, 8	Four players with 2	Pitchford, 2
2/20	Penn State	W, 80-67	15-10 (7-6)	15,797	Petteway, 26	Rivers, Pitchford, Smith 6	Webster, 3	Parker, 2
2/23	Purdue	W, 76-57	16-10 (8-6)	15,891	Petteway, 29	Shields, 10	Gallegos, 4	Parker, Shields, 3
2/26	at Illinois	L, 49-60	16-11 (8-7)	13,206	Petteway, 13	Shields, 9	Petteway, 3	Rivers, Petteway, Parker 1
3/1	Northwestern	W, 54-47	17-11 (9-7)	15,978	Shields, 17	Shields, 10	Shields, Petteway, Gallegos 2	Rivers, Pitchford, Gallegos, Smith 1
3/5	at Indiana	W, 70-60	18-11 (10-7)	17,472	Shields, Pitchford, 17	Pitchford 9	Petteway, Webster, 2	Parker 3
3/8	No. 9 Wisconsin	W, 77-68	19-11 (11-7)	15,998	Shields, Petteway, 26	Petteway, 10	Four players with 2	Parker, 2
3/14	vs. No. 24 Ohio State &	L, 67-71	19-12 (11-7)	18,596	Petteway, 20	Rivers, 9	Shields, 4	Petteway, Parker 2
3/21	vs. No. 23 Baylor ^	L, 60-74	19-13 (11-7)	12,895	Petteway, 18	Pitchford, Shields, 5	Gallegos, 4	Rivers, Petteway, Gallegos 2

* - Big Ten game; \$ - Charleston Classic; & - Big Ten Tournament (Indianapolis, Ind.); ^ - NCAA Tournament (San Antonio, Texas)

MISCELLANEOUS REVIEW

Nebraska Record When:	All	Home	Away
Ahead at Halftime	15-3	11-0	4-3
Behind at Halftime	3-9	2-0	1-9
Tied at Halftime	1-1	1-1	0-0
Bench Outscores Opponent's	9-7	6-1	3-6
Opponent Bench Outscores NU	9-5	7-0	2-5
Bench scoring is even	1-1	1-0	0-1
Shooting 50% or Better	5-1	5-1	0-0
Shooting Under 50%	14-12	9-0	5-12
Opp. Shoots 50% or Better	0-5	0-1	0-4
Opp. Shoots Under 50%	19-8	15-0	4-8
Outshooting Opponent (pct.)	18-3	14-0	4-3
Outshot by Opponent (pct.)	1-10	1-1	0-9
Shooting is even	0-0	0-0	0-0
Outrebounding Opponent	8-4	7-1	1-3
Outrebounded by Opponent	8-9	5-0	3-9
Rebounds are Even	3-0	2-0	1-0
Committing More TOs than Opp	3-5	3-1	0-4
Committing Fewer TOs than Opp	14-8	10-0	4-8
Turnovers are Even	2-0	1-0	1-0
Leading with 5:00 left	18-1	14-0	4-1
Trailing with 5:00 left	1-12	1-1	0-11
Tied with 5:00 left	0-0	0-0	0-0
In Overtime	0-0	0-0	0-0
Scoring 80 or more points	3-1	3-0	0-1
Scoring 61 to 79 points	10-5	8-1	2-4
Scoring 60 or fewer points	6-7	3-0	3-7
Allowing 80 or more points	0-4	0-0	0-4
Allowing 61 to 79 points	7-7	6-1	1-6
Allowing 60 or fewer points	12-2	8-0	4-2

HOME/AWAY/NEUTRAL STATISTICS

Field-Goal Percentage by Site:

NU	H (PBA) -- 367-791= 46.4	A -- 352-893 = 39.4
OPP	A -- 368-840 = 43.8	H (PBA) -- 328-818=40.1

Free-Throw Percentage by Site:

NU	H (PBA) -- 308-426 = 72.2	A -- 203-287 = 70.7
OPP	A -- 300-421 = 71.3	H (PBA) -- 207-323= 64.1

NU Average at home: 71.1 ppg (1,137)
Opp. Average at home: 59.9 ppg (958)

NU Average on Road/Neutral: 62.5 ppg (1,000)
Opp. Average on Road/Neutral: 70.4 ppg (1,127)

ATTENDANCE

Location	G	W-L	Total	Avg.	High
Home	16	15-1	246,702	15,419	15,998
Big Ten	9	8-1	140,700	15,633	15,998
Away	11	3-8	138,901	12,627	17,536
Big Ten	9	3-6	113,114	12,568	17,536
Neutral	5	1-4	36,231	7,246	18,596
Total	32	19-13	421,834	13,182	18,596

GAME-BY-GAME COMPARISON

Team	FG-FGA	Pct.	3FG-3FGA	Pct.	FT-FTA	Pct.	O-D	Reb.	PF	A	TO	B	S	Pts.	W/L
Florida Gulf Coast	19-43	.442	6-15	.400	11-21	.524	3-20	23	21	8	16	2	3	55	
at Nebraska	25-48	.521	5-10	.500	24-31	.774	7-26	33	22	6	9	1	7	79	W
Western Illinois	17-45	.378	4-19	.211	9-15	.600	5-25	30	18	7	15	2	5	47	
at Nebraska	22-50	.440	5-13	.385	13-22	.591	8-26	34	16	6	9	1	7	62	W
South Carolina State	18-56	.321	6-19	.316	15-23	.652	17-25	42	24	9	16	1	1	57	
at Nebraska	26-56	.464	8-20	.400	23-32	.719	10-26	36	20	11	5	4	5	83	W
vs. Massachusetts	30-59	.508	3-11	.273	33-43	.767	17-26	43	27	10	6	4	5	96	
Nebraska	28-66	.424	5-16	.313	29-39	.744	18-18	36	34	6	13	5	10	90	L
vs. UAB	29-54	.537	5-13	.385	24-33	.727	14-27	41	12	16	12	6	2	87	
Nebraska	28-65	.431	6-20	.300	12-18	.667	11-17	28	24	7	6	1	9	74	L
vs. Georgia	23-54	.426	3-13	.231	16-30	.533	14-21	35	18	7	7	4	2	65	
Nebraska	23-52	.442	5-12	.417	22-27	.815	11-25	36	25	10	7	7	6	73	W
Northern Illinois	18-49	.367	3-14	.214	19-28	.679	12-26	38	25	7	16	3	9	58	
Nebraska	20-50	.400	3-15	.200	20-33	.606	12-26	38	28	10	16	6	10	63	W
Miami	16-50	.320	7-25	.280	10-15	.667	8-26	34	20	11	13	3	4	49	
Nebraska	18-46	.391	7-20	.350	17-22	.773	6-29	35	16	12	11	5	10	60	W
at Creighton	27-55	.491	10-24	.417	17-22	.774	8-26	34	20	21	11	1	6	81	
Nebraska	22-52	.423	5-19	.263	18-26	.692	6-24	30	23	13	9	2	4	67	L
Arkansas State	24-55	.436	7-17	.412	12-23	.522	11-25	36	22	10	21	1	7	67	
at Nebraska	29-60	.483	8-16	.500	13-18	.722	10-29	39	21	19	16	1	15	79	W
The Citadel	23-54	.426	6-21	.286	10-14	.714	9-25	34	24	9	17	0	6	62	
at Nebraska	25-48	.521	5-17	.294	22-34	.647	7-23	30	16	12	13	3	9	77	W
at Cincinnati	23-55	.418	3-11	.273	25-30	.833	15-25	40	16	10	7	6	7	75	
Nebraska	20-56	.327	9-20	.450	10-11	.909	12-18	30	23	12	11	4	4	59	L
at Iowa	22-48	.458	1-6	.167	22-39	.564	10-32	42	17	10	15	8	6	67	
Nebraska	20-67	.299	5-18	.278	12-18	.667	17-27	44	28	9	12	1	10	57	L
at Ohio State	27-50	.540	9-19	.474	21-29	.724	5-28	33	15	14	7	5	7	84	
Nebraska	21-56	.375	4-15	.267	7-12	.583	10-22	32	23	7	13	1	3	53	L
Michigan	31-50	.620	6-17	.353	3-9	.333	4-16	20	13	16	9	1	4	71	
at Nebraska	26-49	.531	7-20	.350	11-12	.917	8-18	26	12	10	13	2	5	70	L
at Purdue	24-52	.462	5-13	.385	17-28	.607	7-31	38	15	15	12	5	4	70	
Nebraska	24-58	.414	4-16	.250	12-18	.667	7-27	34	19	12	9	5	6	64	L
Ohio State	21-53	.396	6-21	.286	14-21	.667	7-20	27	25	9	13	4	9	62	
at Nebraska	23-46	.500	2-13	.154	20-26	.769	6-27	33	18	6	17	2	8	68	W
at Penn State	20-57	.351	5-21	.238	13-17	.765	11-24	35	12	9	5	4	6	58	
Nebraska	19-53	.358	10-23	.435	6-10	.600	11-29	40	17	10	14	3	3	54	L
Minnesota	26-53	.491	10-20	.500	16-25	.640	8-24	32	24	12	13	3	9	78	
at Nebraska	25-50	.500	11-22	.500	21-33	.636	7-25	32	20	19	11	3	8	82	W
Indiana	20-44	.445	5-15	.333	10-14	.714	10-21	31	18	11	19	0	6	55	
at Nebraska	19-44	.432	8-19	.421	14-19	.737	6-16	22	15	10	14	2	7	60	W
at Michigan	26-52	.500	13-31	.419	14-14	1.000	8-27	35	10	21	13	1	5	79	
Nebraska	19-54	.352	5-21	.238	7-11	.636	8-18	26	14	7	11	1	7	50	L
at Northwestern	17-46	.370	8-22	.364	7-10	.700	4-27	31	13	13	13	2	6	49	
Nebraska	19-47	.404	7-20	.350	8-14	.571	5-26	31	15	9	12	2	7	53	W
Illinois	18-49	.367	4-17	.235	18-26	.692	14-22	36	20	9	14	1	6	58	
at Nebraska	19-43	.442	5-15	.333	24-27	.889	5-23	28	23	7	10	4	6	67	W
at Michigan State	17-50	.340	5-24	.208	12-14	.857	9-30	39	19	12	11	2	2	51	
Nebraska	19-53	.358	9-30	.300	13-21	.619	10-26	36	18	10	5	2	7	60	W
Penn State	22-63	.349	6-18	.333	17-23	.739	16-21	37	27	8	6	4	5	67	
at Nebraska	19-43	.442	5-15	.333	37-48	.771	9-30	39	24	5	13	6	4	80	W
Purdue	16-53	.302	3-16	.188	22-29	.759	9-31	40	23	5	14	6	3	57	
at Nebraska	26-56	.464	6-20	.300	18-27	.667	6-31	37	26	13	9	5	10	76	W
at Illinois	19-51	.373	9-24	.375	13-19	.684	11-23	34	11	12	9	0	11	60	
Nebraska	20-45	.444	3-13	.231	6-7	.857	3-25	28	19	7	15	4	3	49	L
Northwestern	15-45	.333	7-27	.259	10-16	.625	5-24	29	20	7	9	4	5	47	
at Nebraska	19-52	.365	4-17	.235	12-17	.706	13-27	40	16	8	10	3	4	54	W
at Indiana	22-60	.367	5-21	.238	11-17	.647	14-23	37	18	11	10	3	3	60	
Nebraska	25-55	.455	6-17	.353	14-19	.737	10-26	36	17	6	9	2	6	70	W
Wisconsin	24-56	.429	9-20	.450	11-21	.524	11-24	35	18	14	11	6	1	68	
at Nebraska	26-50	.520	6-11	.545	19-25	.760	3-28	31	17	9	5	2	6	77	W
vs. Ohio State	25-55	.455	4-18	.222	17-28	.607	14-29	43	21	12	15	7	6	71	
Nebraska	22-60	.367	6-20	.300	17-20	.850	11-23	34	26	9	11	2	7	67	L
vs. Baylor	17-42	.405	2-13	.154	38-48	.792	9-28	37	16	9	12	2	7	74	
at Nebraska	23-54	.426	4-21	.190	10-16	.625	5-20	25	31	7	11	7	9	60	L

SEASON HIGHS AND LOWS

2013-14 INDIVIDUAL SUPERLATIVES

Nebraska Individual Game Highs

Points	35	Petteway, Terran vs Minnesota (1/26/14)
	33	Shields, Shavon vs Illinois (2/12/14)
Field Goals Made	10	Shields, Shavon vs Wisconsin (3/9/14)
	10	Petteway, Terran vs Purdue (2/23/14)
	10	Petteway, Terran vs Minnesota (1/26/14)
Field Goal Att.	20	Petteway, Terran vs UMass (11/21/13)
FG Pct (min 5 made)	.833 (5-6)	Smith, Leslee at Ohio State (1/4/14)
	.833 (5-6)	Smith, Leslee vs Northern Illinois (11/30/13)
3-Point FG Made	6	Gallegos, Ray vs South Carolina State (11/17/13)
3-Point FG Att.	10	Petteway, Terran at Michigan State (2/16/14)
	10	Gallegos, Ray vs Michigan (1/09/14)
	10	Gallegos, Ray vs South Carolina State (11/17/13)
3-Pt FG Pct (min 2 made)	1.000 (2-2)	Shields, Shavon at Penn State (1/23/14)
	1.000 (2-2)	Pitchford, Walter vs Florida Gulf Coast (11/8/13)
Free Throws Made	15	Shields, Shavon vs Illinois (2/12/14)
Free Throw Att.	19	Petteway, Terran vs Penn State (2/20/14)
FT Pct (min 3 made)	1.000 (15-15)	Shields, Shavon vs Illinois (2/12/14)
	1.000 (12-12)	Shields, Shavon vs Florida Gulf Coast (11/8/13)
Rebounds	12	Petteway, Terran at Iowa (12/31/13)
	12	Pitchford, Walter at Iowa (12/31/13)
Assists	6	Biggs, Deverell vs Arkansas State (12/14/13)
Steals	4	Parker, Benny vs Illinois (2/12/14)
	4	Shields, Shavon vs Indiana (1/30/14)
	4	Webster, Tai at Iowa (12/31/13)
	4	Webster, Tai vs Miami (FL) (12/4/13)
	4	Rivers, David vs UMass (11/21/13)
Blocked Shots	3	Rivers, David vs Purdue (2/23/14)
	3	Petteway, Terran vs Miami (FL) (12/4/13)
	3	Pitchford, Walter vs Northern Illinois (11/30/13)
	3	Shields, Shavon vs Georgia (11/24/13)
	3	Smith, Leslee vs UMass (11/21/13)
Turnovers	8	Petteway, Terran vs Ohio State (1/20/14)

Opponent Individual Game Highs

Points	33	McDermott, Doug at Creighton (12/8/13)
Field Goals Made	12	McDermott, Doug at Creighton (12/8/13)
Field Goal Att.	23	McDermott, Doug at Creighton (12/8/13)
FG Pct (min 5 made)	1.000 (5-5)	Della Valle, Amedeo at Ohio State (1/4/14)
3-Point FG Made	8	Smith, Malik vs Minnesota (1/26/14)
3-Point FG Att.	12	Smith, Malik vs Minnesota (1/26/14)
3-Pt FG Pct (min 2 made)	1.000 (3-3)	Della Valle, Amedeo at Ohio State (1/04/14)
Free Throws Made	17	Kilpatrick, Sean at Cincinnati (12/28/13)
Free Throw Att.	18	Kilpatrick, Sean at Cincinnati (12/28/13)
FT Pct (min 3 made)	1.000 (10-10)	Heslip, Brady vs Baylor (3/21/14)
Rebounds	13	Ross, LaQuinton vs Ohio State (3/14/14)
Assists	8	Stauskas, Nik at Michigan (2/5/14)
	8	Gibbs, Grant at Creighton (12/8/13)
Steals	4	Rice, Rayvonte at Illinois (2/26/14)
	4	Townsel, Ed vs Arkansas State (12/14/13)
Blocked Shots	4	Kaminsky, Frank vs Wisconsin (3/9/14)
	4	Olah, Alex vs Northwestern (3/1/14)
	4	Hammons, A.J. vs Purdue (2/23/14)
	4	Hammons, A.J. at Purdue (1/12/14)
	4	Jackson, Justin at Cincinnati (12/28/13)
Turnovers	9	Mathieu, DeAndre vs Minnesota (1/26/14)

MISCELLANEOUS STREAKS

Biggest margin of victory	24, vs. Florida Gulf Coast (11/8/13)
Biggest margin of defeat	31, at Ohio State (1/4/14)
Largest deficit overcome in win	16, vs. Indiana (1/30/14)
Largest halftime deficit overcome in win	13, vs. Indiana (1/30/14)
Largest lead surrendered in loss	18, vs. Ohio State (3/14/14)
Largest halftime lead surrendered in loss	3, vs. UAB (22/22/13); vs. Ohio State (3/14/14)
Largest lead at any time	34, vs. South Carolina State (11/17/13)
Largest deficit at any time	41, at Michigan (2/5/14)
Largest runs without opponent scoring	15, vs. Arkansas State (19:14-16:04, 1st)
Largest opponent run without NU scoring	15; vs. Indiana (5:59-2:00, 1st); at Mich. (6:25-3:01, 1st)

2013-14 NEBRASKA WIN/LOSS MARGIN

Category	1	2	3	4	5	6	7	8	9	10	11	12	13	14	15	16	17	18	19	20	+20
Husker Wins	0	0	0	2	2	1	1	1	2	1	1	1	1	0	2	0	0	0	1	0	2
Husker Losses	1	0	0	2	0	2	0	0	0	1	1	1	1	0	1	0	0	0	0	0	2

2013-14 TEAM SUPERLATIVES

Nebraska Team Game Highs

Points	90	vs UMass (11/21/13)
Field Goals Made	29	Arkansas State (12/14/13)
Field Goal Attempts	67	at Iowa (12/31/13)
Field Goal Percentage	.531 (26-49)	Michigan (1/9/14)
3-Point Field Goals Made	11	Minnesota (1/26/14)
3-Point Field Goal Attempts	30	at Michigan State (2/16/14)
3-Point Field Goal Percentage	.545 (6-11)	Wisconsin (3/9/14)
Free Throw Made	37	Penn State (2/20/14)
Free Throw Attempts	48	Penn State (2/20/14)
Free Throw Percentage	.917 (11-12)	Michigan (1/9/14)
Rebounds	44	at Iowa (12/31/13)
Assists	19	Minnesota (1/26/14); Arkansas State (12/14/13)
Steals	15	Arkansas State (12/14/13)
Blocked Shots	7	vs. Baylor (3/21/14); vs. Georgia (11/24/13)
Turnovers	17	Ohio State (1/20/14)
Fouls	34	vs. UMass (11/21/13)

Nebraska Team Game Lows

Points	49	at Illinois (2/26/14)
Field Goals Made	18	Miami (Fla.) (12/4/13)
Field Goal Attempts	43	Illinois (2/12/14)/ Penn State (2/20/14)
Field Goal Percentage	.299 (20-67)	at Iowa (12/31/13)
3-Point Field Goals Made	2	Ohio State (1/20/14)
3-Point Field Goal Attempts	10	Florida Gulf Coast (11/8/13)
3-Point Field Goal Percentage	.154 (2-13)	Ohio State (1/20/14)
Free Throw Made	6	at Penn State (1/23/14); at Illinois (2/26/14)
Free Throw Attempts	7	at Illinois (2/26/14)
Free Throw Percentage	.571 (8-14)	at Northwestern (2/08/14)
Rebounds	22	Indiana (1/30/14)
Assists	5	Penn State (2/20/14)
Steals	3	Three times
Blocked Shots	1	Seven Times
Turnovers	5	Three Times
Fouls	12	Michigan (1/9/14)

Opponent Team Game Highs

Points	96	vs UMass (11/21/13)
Field Goals Made	31	Michigan (1/9/14)
Field Goal Attempts	63	Penn State (2/20/14)
Field Goal Percentage	.620 (31-50)	Michigan (1/9/14)
3-Point Field Goals Made	13	at Michigan (2/5/14)
3-Point Field Goal Attempts	31	at Michigan (2/5/14)
3-Point Field Goal Percentage	.500 (10-20)	Minnesota (1/26/14)
Free Throw Made	38	vs Baylor (3/21/14)
Free Throw Attempts	48	vs Baylor (3/21/14)
Free Throw Percentage	1.000 (14-14)	at Michigan (2/5/14)
Rebounds	43	vs Ohio State (3/14/14)
	43	vs UMass (11/21/13)
Assists	21	at Michigan (2/5/14); at Creighton (12/8/13)
Steals	11	at Illinois (2/26/14)
Blocked Shots	8	at Iowa (12/31/13)
Turnovers	21	Arkansas State (12/14/13)
Fouls	27	Penn state (2/20/14); vs UMass (11/21/13)

Opponent Team Game Lows

Points	47	Western Illinois (11/12/13); Northwestern (3/1/14)
Field Goals Made	15	Northwestern (3/1/14)
Field Goal Attempts	42	vs Baylor (3/21/14)
Field Goal Percentage	.302 (16-53)	Purdue (2/23/14)
3-Point Field Goals Made	1	at Iowa (12/31/13)
3-Point Field Goal Attempts	6	at Iowa (12/31/13)
3-Point Field Goal Percentage	.154 (2-13)	vs Baylor (3/21/14)
Free Throw Made	3	Michigan (1/9/14)
Free Throw Attempts	9	Michigan (1/9/14)
Free Throw Percentage	.333 (3-9)	Michigan (1/9/14)
Rebounds	20	Michigan (1/9/14)
Assists	5	Purdue (2/23/14)
Steals	1	South Carolina State (11/17/13); Wisconsin (3/9/14)
Blocked Shots	0	Three times
Turnovers	5	at Penn State (1/23/14)
Fouls	10	at Michigan (2/5/14)

2013-14 BOX SCORES

GAME 1 NEBRASKA 79, FLORIDA GULF COAST 55

11/08/13 8:15 p.m. at Pinnacle Bank Arena (Lincoln, Neb.)

Florida Gulf Coast 55 • 0-1

#	Player	Total		3-Ptr		Rebounds			PF	TP	A	TO	Blk	Stl	Min
		FG-FGA	FG-FGA	FT-FTA	Off	Def	Tot								
20	FIELER, Chase	f	2-3	0-0	1-6	1	0	1	4	5	0	4	0	0	18
01	HICKS, Nate	c	2-4	0-0	0-2	1	5	6	2	4	1	2	2	0	29
00	COMER, Brett	g	1-6	1-2	0-0	0	1	1	2	3	3	6	0	0	33
02	THOMPSON, Bernard	g	4-8	2-5	2-4	0	1	1	2	12	1	1	0	0	23
05	JONES, Jamail	g	5-12	1-4	6-6	0	8	8	4	17	1	2	0	0	34
04	SHOON, Armand	g	0-1	0-1	0-0	0	0	0	0	0	1	0	0	1	6
15	CVJETICANIN, Filip	g	4-4	2-2	0-0	1	0	1	2	10	0	0	0	2	24
21	ALLEN, Tejai	g	0-0	0-0	0-0	0	0	0	0	0	0	0	0	0	3
24	BLAKE, Marcus	g	0-0	0-0	0-0	0	0	0	2	0	0	0	0	0	7
35	GRAF, Dajuan	g	1-5	0-1	2-3	0	1	1	3	4	1	1	0	0	23
	Team					0	4	4							
	Totals		19-43	6-15	11-21	3	20	23	21	55	8	16	2	3	200

FG % 1st Half: 8-22 36.4% 2nd half: 11-21 52.4% Game: 19-43 44.2% Deadball Rebounds 5
 3FG % 1st Half: 3-8 37.5% 2nd half: 3-7 42.9% Game: 6-15 40.0%
 FT % 1st Half: 8-10 80.0% 2nd half: 3-11 27.3% Game: 11-21 52.4%

Nebraska 79 • 1-0

#	Player	Total		3-Ptr		Rebounds			PF	TP	A	TO	Blk	Stl	Min
		FG-FGA	FG-FGA	FT-FTA	Off	Def	Tot								
02	Rivers, David	f	2-2	0-0	1-2	0	1	1	5	5	1	2	0	0	21
31	Shields, Shavon	f	8-13	0-0	12-12	1	5	6	2	28	3	0	0	0	35
35	Pitchford, Walter	f	2-3	2-2	1-2	0	4	4	3	7	0	0	0	1	20
00	Webster, Tai	g	2-8	0-2	5-8	1	1	2	3	9	1	2	0	0	32
05	Petteway, Terran	g	6-12	3-5	2-2	1	3	4	3	17	1	3	0	1	27
03	Parker, Benny	g	4-6	0-1	1-1	1	1	2	2	9	0	0	0	2	27
12	Peltz, Mike	g	0-1	0-0	1-2	1	3	4	3	1	0	0	0	0	17
14	Vucetic, Sergej	g	1-1	0-0	0-0	0	1	1	0	2	0	0	0	0	3
21	Smith, Leslee	g	0-2	0-0	1-2	0	4	4	1	1	0	1	1	1	16
44	Kurkowski, Kye	g	0-0	0-0	0-0	0	0	0	0	0	0	0	0	0	2
	Team					2	3	5			1				
	Totals		25-48	5-10	24-31	7	26	33	22	79	6	9	1	7	200

FG % 1st Half: 14-24 58.3% 2nd half: 11-24 45.8% Game: 25-48 52.1% Deadball Rebounds 3
 3FG % 1st Half: 4-6 66.7% 2nd half: 1-4 25.0% Game: 5-10 50.0%
 FT % 1st Half: 7-10 70.0% 2nd half: 17-21 81.0% Game: 24-31 77.4%

Officials: Terry Wymer, Frank Spencer, Chris Beaver
 Technical fouls: Florida Gulf Coast-None, Nebraska-None.
 Attendance: 15119
 First Regular Season Game in Pinnacle Bank Arena

Score by periods	1st	2nd	Total
Florida Gulf Coast	27	28	55
Nebraska	39	40	79

	Points	In Paint	Off T/O	2nd Chance	Fast Break	Bench
FGCU	16	6	2	0	14	
NEB	34	22	5	12	13	

Last FG - FGCU 2nd-02:32, NEB 2nd-02:02.
 Largest lead - FGCU None, NEB by 34 2nd-05:17.
 Score tied - 0 times.
 Lead changed - 0 times.

GAME 3 NEBRASKA 83, SOUTH CAROLINA STATE 57

11/17/13 2:05 p.m. at Pinnacle Bank Arena (Lincoln, Neb.)

South Carolina State 57 • 1-3

#	Player	Total		3-Ptr		Rebounds			PF	TP	A	TO	Blk	Stl	Min
		FG-FGA	FG-FGA	FT-FTA	Off	Def	Tot								
22	HEZEKIAH, Matthew	f	2-6	0-1	0-0	1	4	5	3	4	1	4	0	0	19
33	RADOVIC, Luka	f	1-2	0-0	2-4	4	2	6	3	4	0	0	0	0	20
03	SMITH, Jordan	g	4-12	3-8	3-3	0	1	1	1	14	0	1	0	0	26
05	ADAMS, Adama	g	3-10	1-3	4-6	0	1	1	3	11	4	1	0	0	27
23	EASTMON, Darron	g	0-0	0-0	0-0	0	2	2	2	0	0	2	0	0	9
00	WHITE, Jalen	g	0-3	0-0	0-0	0	1	1	0	0	1	0	0	0	4
02	STEPHENS, Theron	g	0-0	0-0	0-0	0	0	0	0	0	0	0	0	0	2
04	KIRSKY, Patrick	g	2-5	0-0	5-8	2	6	8	0	9	0	2	0	0	20
10	MYERS, Patrick	g	0-1	0-1	0-0	0	0	0	0	0	0	0	0	0	2
11	MITCHELL, Shaquiel	g	1-3	0-0	1-2	1	2	3	2	3	2	2	0	0	22
12	MORTIMER, Greg	g	0-3	0-1	0-0	1	0	1	1	0	0	0	0	0	6
15	JOINT, Devin	g	1-1	0-0	0-0	1	1	2	1	2	0	0	0	0	12
30	PALMER, Daryll	g	1-4	0-1	0-0	1	1	2	4	2	1	0	1	0	15
32	WRIGHT, Koran	g	3-6	2-4	0-0	1	1	2	4	8	0	1	0	0	16
	Team					5	3	8			3				
	Totals		18-56	6-19	15-23	17	25	42	24	57	9	16	1	1	200

FG % 1st Half: 9-28 32.1% 2nd half: 9-28 32.1% Game: 18-56 32.1% Deadball Rebounds 3
 3FG % 1st Half: 3-7 42.9% 2nd half: 3-12 25.0% Game: 6-19 31.6%
 FT % 1st Half: 10-13 76.9% 2nd half: 5-10 50.0% Game: 15-23 65.2%

Nebraska 83 • 3-0

#	Player	Total		3-Ptr		Rebounds			PF	TP	A	TO	Blk	Stl	Min
		FG-FGA	FG-FGA	FT-FTA	Off	Def	Tot								
02	Rivers, David	f	0-0	0-0	0-0	0	2	2	0	0	0	0	0	0	19
31	Shields, Shavon	f	2-5	0-1	6-7	2	4	6	2	10	1	1	0	0	27
35	Pitchford, Walter	f	2-5	1-2	0-0	0	5	5	3	5	0	0	0	0	22
00	Webster, Tai	g	3-6	0-2	7-11	1	3	4	3	13	2	1	0	1	26
05	Petteway, Terran	g	2-7	0-2	0-0	0	3	3	2	4	3	1	1	0	20
01	Biggs, Deverell	g	5-10	1-1	6-10	1	2	3	3	17	2	3	0	0	23
03	Parker, Benny	g	1-3	0-1	0-0	0	1	1	0	2	3	0	0	0	16
10	Menke, Trevor	g	0-1	0-1	0-0	0	0	0	0	0	0	0	0	0	3
14	Vucetic, Sergej	g	1-1	0-0	0-0	1	1	2	0	2	0	0	1	0	3
15	Gallegos, Ray	g	6-11	6-10	0-0	0	0	0	3	18	0	0	0	1	23
21	Smith, Leslee	g	4-7	0-0	4-4	5	2	7	3	12	0	2	1	3	15
44	Kurkowski, Kye	g	0-0	0-0	0-0	0	2	2	1	0	0	0	0	0	3
	Team					0	1	1							
	Totals		26-56	8-20	23-32	10	26	36	20	83	11	5	4	5	200

FG % 1st Half: 13-32 40.6% 2nd half: 13-24 54.2% Game: 26-56 46.4% Deadball Rebounds 4
 3FG % 1st Half: 6-12 50.0% 2nd half: 2-8 25.0% Game: 8-20 40.0%
 FT % 1st Half: 7-10 70.0% 2nd half: 16-22 72.7% Game: 23-32 71.9%

Officials: Ed Hightower, Lewis Garrison, Brooks Wells
 Technical fouls: South Carolina State-None, Nebraska-Pitchford, Walter.
 Attendance: 14765
 Actual Attendance: 10974

Score by periods	1st	2nd	Total
South Carolina State	31	26	57
Nebraska	39	44	83

	Points	In Paint	Off T/O	2nd Chance	Fast Break	Bench
SCSUM	16	8	17	2	24	
NEB	34	25	12	4	51	

Last FG - SCSUM 2nd-03:40, NEB 2nd-00:15.
 Largest lead - SCSUM by 2 1st-19:30, NEB by 26 2nd-00:15.
 Score tied - 0 times.
 Lead changed - 1 time.

GAME 2 NEBRASKA 62, WESTERN ILLINOIS 47

11/12/13 7:05 p.m. at Pinnacle Bank Arena (Lincoln, Neb.)

Western Illinois 47 • 0-2

#	Player	Total		3-Ptr		Rebounds			PF	TP	A	TO	Blk	Stl	Min
		FG-FGA	FG-FGA	FT-FTA	Off	Def	Tot								
32	Stensgaard, Tate	f	3-5	0-1	4-4	3	1	4	4	10	0	1	0	1	26
33	Link, Adam	f	2-5	0-0	0-0	0	5	5	1	4	3	3	0	2	36
52	Ochereobia, Michael	c	3-5	0-0	2-2	0	8	8	2	8	1	1	1	1	26
01	Sandifer, Jabari	g	2-7	1-4	0-2	0	4	4	2	5	3	2	0	0	27
31	Covington, Garret	g	2-11	0-7	1-4	1	3	4	3	5	0	3	0	1	33
10	Foster, Jordan	g	2-4	2-2	1-1	0	1	1	3	7	0	3	0	0	17
12	Hawthorne, Jason	g	1-4	0-3	1-2	0	1	1	1	3	0	1	1	0	13
30	Miklusak, Mike	g	1-2	1-2	0-0	0	1	1	1	3	0	0	0	0	11
34	Conde, Mohamed	g	1-2	0-0	0-0	0	0	0	1	2	0	0	0	0	11
	Team					1	1	2			1				
	Totals		17-45	4-19	9-15	5	25	30	18	47	7	15	2	5	200

FG % 1st Half: 7-22 31.8% 2nd half: 10-23 43.5% Game: 17-45 37.8% Deadball Rebounds 3
 3FG % 1st Half: 2-6 33.3% 2nd half: 2-13 15.4% Game: 4-19 21.1%
 FT % 1st Half: 1-2 50.0%

GAME 5 UAB 87, NEBRASKA 74

11/22/13 12:00 PM at TD Arena - Charleston, S.C.

Nebraska 74 • 3-2

##	Player	Total		3-Ptr		Rebounds			PF	TP	A	TO	Blk	Stl	Min
		FG-FGA	FG-FGA	FT-FTA	Off	Def	Tot								
02	Rivers, David	f	1-3	0-0	0-0	2	0	2	2	2	0	1	0	0	22
05	Petteway, Terran	f	9-17	0-3	3-4	0	5	5	2	21	0	3	0	0	31
35	Pitchford, Walter	f	3-7	2-4	2-3	0	6	6	2	10	0	0	0	0	31
00	Webster, Tai	g	1-7	0-2	1-1	0	0	0	4	3	0	1	0	1	18
31	Shields, Shavon	g	4-12	0-4	3-6	3	1	4	5	11	3	0	1	1	28
01	Biggs, Deverell	f	5-8	1-2	0-0	1	1	2	1	11	1	0	0	0	17
03	Parker, Benny	g	1-4	0-0	0-0	0	1	1	3	2	0	0	0	3	18
15	Gallegos, Ray	f	3-6	3-5	0-0	0	1	1	1	9	1	0	0	1	24
21	Smith, Leslee	f	1-1	0-0	3-4	4	2	6	4	5	0	1	0	0	11
	Team					4	2	6							
	Totals		28-65	6-20	12-18	11	17	28	24	74	7	6	1	9	200

FG % 1st Half: 14-34 41.2% 2nd half: 14-31 45.2% Game: 28-65 43.1%
 3FG % 1st Half: 5-10 50.0% 2nd half: 1-10 10.0% Game: 6-20 30.0%
 FT % 1st Half: 1-4 25.0% 2nd half: 11-14 78.6% Game: 12-18 66.7%

Deadball Rebounds: 5

UAB 87 • 4-1

##	Player	Total		3-Ptr		Rebounds			PF	TP	A	TO	Blk	Stl	Min
		FG-FGA	FG-FGA	FT-FTA	Off	Def	Tot								
25	WASHINGTON, CJ	f	1-2	0-1	0-0	0	2	2	3	2	0	0	0	0	15
42	RUCKER, Rod	f	4-12	0-1	5-6	3	7	10	2	13	0	0	0	0	33
44	SWING, Jordan	f	4-7	1-3	2-5	0	3	3	2	11	5	3	1	0	32
15	ALIHODZIC, Fahro	c	7-11	0-0	2-2	3	3	6	1	16	3	3	1	0	33
13	FRAZIER, Chad	g	8-13	4-6	12-15	1	4	5	1	32	7	1	2	1	39
01	WATTS, Denzell	g	0-0	0-0	0-0	0	1	1	0	0	0	1	0	0	9
05	WILLIAMS, Robert	f	4-6	0-2	3-5	4	3	7	1	11	0	1	1	1	30
21	MEHINTI, Tosin	f	1-3	0-0	0-0	1	0	1	2	2	1	1	1	0	7
24	PURIFOY, Preston	f	0-0	0-0	0-0	0	0	0	0	0	0	0	0	0	2
	Team					2	4	6							
	Totals		29-54	5-13	24-33	14	27	41	12	87	16	12	6	2	200

FG % 1st Half: 10-31 32.3% 2nd half: 19-23 82.6% Game: 29-54 53.7%
 3FG % 1st Half: 2-8 25.0% 2nd half: 3-5 60.0% Game: 5-13 38.5%
 FT % 1st Half: 9-12 75.0% 2nd half: 15-21 71.4% Game: 24-33 72.7%

Deadball Rebounds: 3

Officials: Gerry Pollard, Kelly Self, John Gaffney
 Technical fouls: Nebraska-None. UAB-None.
 Attendance: Charleston Classic Presented by Gildan - Game 5

Score by periods			
	1st	2nd	Total
Nebraska	34	40	74
UAB	31	56	87

	In	Off	2nd	Fast
Points	Paint	T/O	Chance	Break
NEB	32	13	16	4
UAB	36	5	12	4

Last FG - NEB 2nd-00:43, UAB 2nd-00:16.
 Largest lead - NEB by 7 1st-04:05, UAB by 14 2nd-00:48.

Score tied - 6 times.
 Lead changed - 8 times.

GAME 6 NEBRASKA 73, GEORGIA 65

11/24/13 2:30 PM at TD Arena - Charleston, S.C.

Nebraska 73 • 4-2

##	Player	Total		3-Ptr		Rebounds			PF	TP	A	TO	Blk	Stl	Min	
		FG-FGA	FG-FGA	FT-FTA	Off	Def	Tot									
02	Rivers, David	f	0-0	0-0	0-0	0	0	0	0	3	0	0	0	1	0	13
05	Petteway, Terran	f	3-10	0-2	9-10	2	5	7	2	15	1	2	0	0	0	37
35	Pitchford, Walter	c	5-8	1-3	1-2	2	1	3	3	12	2	0	1	2	24	
03	Parker, Benny	g	0-1	0-0	0-0	0	1	1	2	0	1	0	0	1	9	
31	Shields, Shavon	g	2-8	0-0	4-4	1	5	6	3	8	2	0	3	0	35	
00	Webster, Tai	g	3-6	1-2	7-9	0	0	0	3	14	3	0	0	1	23	
01	Biggs, Deverell	f	2-5	0-0	1-2	0	0	0	2	5	0	2	0	0	17	
15	Gallegos, Ray	f	4-7	3-5	0-0	0	1	1	3	11	0	1	0	0	17	
21	Smith, Leslee	f	4-7	0-0	0-0	4	7	11	4	8	1	2	2	0	25	
	Team					2	5	7								
	Totals		23-52	5-12	22-27	11	25	36	25	73	10	7	7	6	200	

FG % 1st Half: 12-27 44.4% 2nd half: 11-25 44.0% Game: 23-52 44.2%
 3FG % 1st Half: 2-7 28.6% 2nd half: 3-5 60.0% Game: 5-12 41.7%
 FT % 1st Half: 8-10 80.0% 2nd half: 14-17 82.4% Game: 22-27 81.5%

Deadball Rebounds: 2

Georgia 65 • 1-4

##	Player	Total		3-Ptr		Rebounds			PF	TP	A	TO	Blk	Stl	Min
		FG-FGA	FG-FGA	FT-FTA	Off	Def	Tot								
11	Forte, Cameron	f	0-1	0-0	1-3	0	2	2	1	1	0	1	0	0	14
15	Williams, Donte	f	2-4	0-0	1-2	3	9	12	2	5	1	0	0	0	24
02	Thornton, Marcus	g	5-11	1-2	2-7	3	2	5	2	13	0	1	2	0	33
04	Mann, Charles	g	6-13	0-2	4-8	1	3	4	2	16	5	2	0	2	31
12	Gaines, Kenny	g	3-9	1-5	0-0	1	0	1	3	7	0	1	1	0	26
03	Parker, Juwan	g	0-3	0-2	2-2	0	1	1	2	0	1	0	0	0	14
05	Dixon, Tim	g	0-1	0-0	0-0	0	1	1	0	0	0	0	0	0	3
10	Echols, Taylor	g	0-0	0-0	0-0	0	0	0	0	0	0	0	0	0	1
14	Young, Brandon	g	0-0	0-0	0-0	0	0	0	0	0	0	0	0	0	3
30	Frazier, J.J.	g	0-0	0-0	0-0	0	0	0	2	0	0	0	0	0	2
31	Morris, Brandon	f	4-6	0-0	6-8	4	0	4	3	14	1	1	0	0	25
42	Djurisic, Nemanja	f	3-6	1-2	0-0	0	0	2	2	7	0	0	1	0	24
	Team					2	1	3							
	Totals		23-54	3-13	16-30	14	21	35	18	65	7	7	4	2	200

FG % 1st Half: 10-24 41.7% 2nd half: 13-30 43.3% Game: 23-54 42.6%
 3FG % 1st Half: 1-5 20.0% 2nd half: 2-8 25.0% Game: 3-13 23.1%
 FT % 1st Half: 10-15 66.7% 2nd half: 6-15 40.0% Game: 16-30 53.3%

Deadball Rebounds: 6

Officials: Antinio Petty, John Gaffney, Tim Cloucherty
 Technical fouls: Nebraska-None. Georgia-None.
 Attendance: 1137
 Charleston Classic Presented by Gildan - Seventh-Place Game

Score by periods			
	1st	2nd	Total
Nebraska	34	39	73
Georgia	31	34	65

	In	Off	2nd	Fast
Points	Paint	T/O	Chance	Break
NEB	24	8	12	8
UGA	32	8	15	2

Last FG - NEB 2nd-00:44, UGA 2nd-00:05.
 Largest lead - NEB by 12 2nd-00:32, UGA by 6 1st-13:43.

Score tied - 7 times.
 Lead changed - 5 times.

GAME 7 NEBRASKA 63, NORTHERN ILLINOIS 58

11/30/13 12:05 p.m. at Pinnacle Bank Arena (Lincoln, Neb.)

Northern Illinois 58 • 2-4

##	Player	Total		3-Ptr		Rebounds			PF	TP	A	TO	Blk	Stl	Min
		FG-FGA	FG-FGA	FT-FTA	Off	Def	Tot								
10	BOWIE, Darrell	f	1-6	0-0	0-3	4	3	7	2	2	1	1	1	0	27
00	RAKOCEVIC, Pete	c	2-3	0-0	1-2	2	2	4	2	5	0	3	1	0	17
02	ARMSTEAD, Aaron	g	1-5	0-4	1-2	0	2	2	4	3	0	1	0	0	16
04	HIGSMITH, Dontel	g	5-8	2-3	1-3	1	3	4	3	13	0	1	1	2	26
05	BAKER, Travon	g	1-9	0-3	2-2	0	3	3	3	4	3	2	0	3	29
03	CHRISTIAN, Antone	g	2-3	1-2	0-0	0	0	0	0	5	0	0	0	0	6
11	BALLS, Daveon	g	0-3	0-2	4-4	0	2	2	2	4	1	2	0	2	16
15	CRAVATTA, J.J.	f	0-0	0-0	0-0	0	1	1	1	0	1	0	0	0	5
23	ARMSTEAD, Aaric	g	0-2	0-0	0-0	0	1	1	2	0	2	0	1	1	16
32	BOLIN, Aksel	g	0-0	0-0	4-4	0	4	4	1	4	0	1	0	1	17
34	MARIC, Marin	g	0-0	0-0	0-0	0	0	0	1	0	0	0	0	0	3
42	THRELOFF, Jordan	g	6-10	0-0	6-8	3	3	6	4	18	1	2	0	0	22
	Team					2	2	4							
	Totals		18-49	3-14	19-28	12	26	38	25	58	7	16	3	9	200

FG % 1st Half: 11-24 45.8% 2nd half: 7-25 28.0% Game: 18-49 36.7%
 3FG % 1st Half: 2-6 33.3% 2nd half: 1-8 12.5% Game: 3-14 21.4%
 FT % 1st Half: 4-8 50.0% 2nd half: 15-23 65.2% Game: 19-28 67.9%

Deadball Rebounds: 2

Nebraska 63 • 5-2

##	Player	Total		3-Ptr		Rebounds			PF	TP	A	TO	Blk	Stl	Min
		FG-FGA	FG-FGA	FT-FTA	Off	Def	Tot								
02	Rivers, David	f	0-0	0-0	1-2	0	1	1	3	1	1	2	1	0	15
31	Shields, Shavon	f	1-2	0-1	5-7	0	4	4	5	7	2	2	0	2	17
35	Pitchford, Walter	c	3-11	0-3	0-0	3	5	8	3	6	0	0	3	1	28
03	Parker, Benny	g	1-2	0-0	0-0	0	1	1	0	2	1	1	0	0	10
05	Petteway, Terran	g	3-11	1-4	5-6	2	3	5	1	12	1	3	1	1	36
00	Webster, Tai	g	2-4	0-0	0-6	1	3	4	2	4	3	1	0	0	28
01	Biggs, Deverell	f	5-9	2-3	6-8	2	2	4	3	18	1	3	0	2	20
15	Gallegos, Ray	f	0-5	0-4	0-0	1	0	1	1	0	0	1	0	1	26
21	Smith, Leslee	f	5-6	0-0	3-4	2	7	9	4	13	1	3	1	3	20
	Team					1	0	1							
	Totals		20-50	3-15	20-33	12	26	38	22	63	10	16	6	10	200

FG % 1st Half: 13-30 43.3% 2nd half: 7-20 35.0% Game: 20-50 40.0%
 3FG % 1st Half: 2-11 18.2% 2nd half: 1-4 25.0% Game: 3-15 20.0%
 FT % 1st Half: 7-10 70.0% 2nd half: 13-23 56.5% Game: 20-33 60.6%

Deadball Rebounds: 5

Officials: Chris Beaver, Frank Spencer, Kelly Pfeifer
 Technical fouls: Northern Illinois-None. Nebraska-None.
 Attendance: 15332
 Actual Attendance: 11358
 Foul on 04 for NIU at 9:09 in the 1st was a flagrant 1

Score by periods			
	1st	2nd	Total
Northern Illinois	28	30	58
Nebraska	35	28	63

	In	Off	2nd	Fast
Points	Paint	T/O	Chance	Break
NIU	24	12	15	0
NEB	32	15	10	6

Last FG - NIU 2nd-00:09, NEB 2nd-00:47.
 Largest lead - NIU by 6 1st-16:00, NEB by 13 2nd-13:21.

Score tied - 2 times.
 Lead changed - 3 times.

GAME 9 CREIGHTON 82, NEBRASKA 67

12-08-13 5:07 pm at Omaha, Neb. (CenturyLink Center Omaha)

Nebraska 67 • 6-3

#	Player	Total			3-Ptr			Rebounds			PF	TP	A	TO	Bk	Stl	Min
		FG-FGA	FG-FGA	FT-FTA	FG-FGA	FG-FGA	FT-FTA	Off	Def	Tot							
35	Pitchford, Walter	f	3-6	0-3	0-0	1	3	4	2	6	1	0	0	1	27		
5	Petteway, Terran	f	7-12	2-5	5-6	1	5	6	5	21	2	2	0	1	37		
0	Webster, Tai	g	1-2	0-1	0-0	0	2	2	2	2	5	3	1	0	33		
15	Gallegos, Ray	g	1-4	1-3	0-0	0	3	3	2	3	1	0	1	1	23		
31	Shields, Shavon	g	7-13	2-4	6-8	1	3	4	3	22	2	3	0	1	35		
1	Biggs, Deverell	g	2-10	0-2	2-2	2	4	6	3	6	1	0	0	0	18		
21	Smith, Leslee	g	1-2	0-0	4-6	0	1	1	1	6	0	0	0	0	10		
3	Parker, Benny	g	0-1	0-0	1-2	0	0	0	3	1	0	1	0	0	6		
4	Hawkins, Nathan	g	0-2	0-1	0-2	0	2	2	2	0	1	0	0	0	11		
Team						1	1	2									
Totals			22-52	5-19	18-26	6	24	30	23	67	13	9	2	4	200		

FG % 1st Half: 9-30 30.0% 2nd half: 13-22 59.1% Game: 22-52 42.3%
 3FG % 1st Half: 1-12 8.3% 2nd half: 4-7 57.1% Game: 5-19 26.3%
 FT % 1st Half: 6-10 60.0% 2nd half: 12-16 75.0% Game: 18-26 69.2%

Creighton 82 • 7-2

#	Player	Total			3-Ptr			Rebounds			PF	TP	A	TO	Bk	Stl	Min
		FG-FGA	FG-FGA	FT-FTA	FG-FGA	FG-FGA	FT-FTA	Off	Def	Tot							
03	MCDERMOTT, Doug	f	12-23	5-10	4-4	2	6	8	0	33	1	1	0	1	37		
34	WRAGGE, Ethan	f	4-7	4-7	4-4	0	9	9	5	16	2	1	0	1	29		
01	CHATMAN, Austin	g	2-3	0-1	3-6	0	2	2	1	7	6	2	0	0	30		
10	GIBBS, Grant	g	3-5	0-2	2-2	0	2	2	3	8	2	1	1	33			
12	MANIGAT, Jahenns	g	4-8	2-5	0-0	1	1	2	1	10	2	1	0	2	30		
04	OLSEN, Alex	g	0-0	0-0	0-0	0	0	0	0	0	0	0	0	0	0		
05	BROOKS, Devin	g	0-1	0-1	2-2	3	0	3	2	2	2	1	0	1	12		
21	ZIERDEN, Isaiah	g	0-3	0-2	2-4	0	0	0	1	2	0	0	0	0	11		
22	DINGMAN, Avery	g	0-1	0-1	0-0	0	1	1	3	0	0	3	0	0	6		
30	ARTINO, Will	g	2-4	0-0	0-0	2	5	7	3	4	0	0	0	0	11		
41	HANSON, Zach	g	0-0	0-0	0-0	0	0	0	1	0	0	0	0	0	1		
Team						0	0	0									
Totals			27-55	11-29	17-22	8	26	34	20	82	21	11	1	6	200		

FG % 1st Half: 17-31 54.8% 2nd half: 10-24 41.7% Game: 27-55 49.1%
 3FG % 1st Half: 7-16 43.8% 2nd half: 4-13 30.8% Game: 11-29 37.9%
 FT % 1st Half: 10-13 76.9% 2nd half: 7-9 77.8% Game: 17-22 77.3%

Officials: Bo Boroski, Tom Eades, Terry Oglesby
 Technical fouls: Nebraska-None. Creighton-None.
 Attendance: 17530
 Ethan Wragge fouls out with 1:48 left in 2nd half. Had career-high 9 rebounds.
 Double-fragrant 2 fouls with 1:14 left to Gibbs (CU) and Petteway (NU).
 Both men ejected.

Score by periods	1st	2nd	Total
Nebraska	25	42	67
Creighton	51	31	82

Points	In	Off	2nd	Fast	Bench
NEB	Paint	T/O	Chance	Break	
28	20	11	6	13	13
CU	30	15	12	7	8

Last FG - NEB 2nd-00:39. CU 2nd-05:23.
 Largest lead - NEB None, CU by 32 1st-04:12.
 Score tied - 0 times.
 Lead changed - 0 times.

GAME 10 NEBRASKA 79, ARKANSAS STATE 67

12/14/13 3:01 p.m. at Pinnacle Bank Arena (Lincoln, Neb.)

Arkansas State 67 • 5-3

#	Player	Total			3-Ptr			Rebounds			PF	TP	A	TO	Bk	Stl	Min
		FG-FGA	FG-FGA	FT-FTA	FG-FGA	FG-FGA	FT-FTA	Off	Def	Tot							
14	Kelvin Downs	f	0-2	0-0	0-0	1	2	3	2	0	0	1	0	0	0	7	
20	Kirk Van Slyke	f	11-15	2-3	3-5	3	4	7	3	27	1	2	1	0	37		
03	Brandon Reed	g	0-4	0-1	0-0	1	1	2	0	0	2	0	0	0	18		
24	Ed Towsnel	g	3-6	1-4	1-2	1	3	4	4	8	1	2	0	4	25		
31	Melvin Johnson III	g	5-11	3-5	5-9	0	6	6	4	18	3	4	0	1	37		
00	Cameron Golden	g	1-7	0-2	0-0	1	0	1	2	2	5	0	0	0	25		
01	Rakeem Dickerson	g	0-1	0-0	0-0	0	2	2	3	0	3	0	1	14			
04	Seh Kislir	g	2-2	1-1	0-0	1	2	3	1	5	0	2	0	0	10		
40	Kendrick Washington	g	2-7	0-1	3-7	2	3	5	4	7	1	2	0	1	27		
Team						1	3	4									
Totals			24-55	7-17	12-23	11	25	36	22	67	10	21	1	7	200		

FG % 1st Half: 11-29 37.9% 2nd half: 13-26 50.0% Game: 24-55 43.6%
 3FG % 1st Half: 3-10 30.0% 2nd half: 4-7 57.1% Game: 7-17 41.2%
 FT % 1st Half: 2-5 40.0% 2nd half: 10-18 55.6% Game: 12-23 52.2%

Nebraska 79 • 7-3

#	Player	Total			3-Ptr			Rebounds			PF	TP	A	TO	Bk	Stl	Min
		FG-FGA	FG-FGA	FT-FTA	FG-FGA	FG-FGA	FT-FTA	Off	Def	Tot							
31	Shields, Shavon	f	5-8	1-1	4-8	2	3	5	4	15	1	2	0	3	25		
35	Pitchford, Walter	f	5-8	2-3	0-0	2	8	10	3	12	1	0	0	0	24		
00	Webster, Tai	g	0-3	0-1	0-0	0	2	2	1	0	5	2	0	0	24		
05	Petteway, Terran	g	4-8	1-1	2-2	0	2	2	5	11	1	4	0	3	23		
15	Gallegos, Ray	g	5-13	3-8	0-0	0	1	1	0	13	4	0	0	2	30		
01	Biggs, Deverell	g	2-4	0-0	4-4	0	3	3	2	8	6	4	1	3	14		
02	Rivers, David	g	0-2	0-0	0-0	0	1	1	1	0	0	0	0	2	6		
03	Parker, Benny	g	3-3	0-0	0-0	0	0	0	2	6	1	1	0	0	16		
04	Hawkins, Nathan	g	2-4	1-2	1-2	2	3	1	1	6	0	0	0	0	17		
12	Peltz, Mike	g	0-0	0-0	0-0	0	0	0	0	0	0	0	0	0	3		
21	Smith, Leslee	g	3-7	0-0	2-2	3	4	7	2	8	0	3	0	2	18		
Team						2	3	5									
Totals			29-60	8-16	13-18	10	29	39	21	79	19	16	1	15	200		

FG % 1st Half: 17-32 53.1% 2nd half: 12-28 42.9% Game: 29-60 48.3%
 3FG % 1st Half: 5-10 50.0% 2nd half: 3-6 50.0% Game: 8-16 50.0%
 FT % 1st Half: 11-15 73.3% 2nd half: 2-3 66.7% Game: 13-18 72.2%

Officials: Ray Perone, D.J. Carstensen, Jim Schipper
 Technical fouls: Arkansas State-Kendrick Washington. Nebraska-Petteway, Terran; Biggs, Deverell.
 Attendance: 15949
 Actual Attendance: 11048

Score by periods	1st	2nd	Total
Arkansas State	27	40	67
Nebraska	50	29	79

Points	In	Off	2nd	Fast	Bench
ASU	Paint	T/O	Chance	Break	
28	10	16	2	14	14
NEB	36	20	9	14	28

Last FG - ASU 2nd-01:18. NEB 2nd-00:39.
 Largest lead - ASU by 2 1st-19:33. NEB by 28 2nd-14:42.
 Score tied - 1 time.
 Lead changed - 1 time.

GAME 11 NEBRASKA 77, THE CITADEL 62

12/21/13 7:35 p.m. at Pinnacle Bank Arena (Lincoln, Neb.)

The Citadel 62 • 4-9

#	Player	Total			3-Ptr			Rebounds			PF	TP	A	TO	Bk	Stl	Min
		FG-FGA	FG-FGA	FT-FTA	FG-FGA	FG-FGA	FT-FTA	Off	Def	Tot							
32	WHITE, Brian	f	4-7	0-0	3-5	3	4	7	3	11	0	1	0	1	36		
11	KOOPMAN, Tom	c	3-4	0-0	0-1	3	2	5	4	6	1	1	0	0	31		
10	HARRIS III, Marshall	g	0-6	0-4	4-4	2	3	5	2	4	5	2	0	2	36		
12	MOORE, Ashton	g	8-16	2-6	3-4	0	6	6	3	21	1	5	0	1	33		
30	VAN SCYOC, Matt	g	4-11	3-9	0-0	0	6	6	5	11	1	4	0	0	29		
00	SETZEKORN, Dylen	g	1-2	0-0	0-0	0	1	1	2	2	0	1	0	1	3		
01	ROBINSON, Raemond	g	1-2	1-1	0-0	0	1	1	0	3	1	2	0	0	7		
05	SLEDGE, Warren	g	0-0	0-0	0-0	0	0	0	0	0	0	0	0	0	4		
33	MARSHALL, Quinton	g	2-6	0-1	0-0	0	0	0	4	4	0	1	0	0	12		
34	BOWSER, Nate	g	0-0	0-0	0-0	0	1	1	1	0	0	0	0	1	9		
Team						1	1	2									
Totals			23-54	6-21	10-14	9	25	34	24	62	9	17	0	6	200		

FG % 1st Half: 13-26 50.0% 2nd half: 10-28 35.7% Game: 23-54 42.6%
 3FG % 1st Half: 4-11 36.4% 2nd half: 2-10 20.0% Game: 6-21 28.6%
 FT % 1st Half: 2-3 66.7% 2nd half: 8-11 72.7% Game: 10-14 71.4%

Nebraska 77 • 8-3

#	Player	Total			3-Ptr			Rebounds			PF	TP	A	TO	Bk	Stl	Min
		FG-FGA	FG-FGA	FT-FTA	FG-FGA	FG-FGA	FT-FTA	Off	Def	Tot							
31	Shields, Shavon	f	4-6	1-2	8-12	1	5	6	3	17	3						

GAME 13 NO. 22 IOWA, 67, NEBRASKA 57

12/31/13 6 p.m. at Carver-Hawkeye Arena - Iowa City, Iowa

Nebraska 57 • 8-5, 0-1

##	Player	Total			3-Ptr			Rebounds			PF	TP	A	T	O	B	S	Stl	Min
		FG-FGA	FG-FGA	FT-FTA	Off	Def	Tot	FG-FGA	FG-FGA	FT-FTA									
05	Petteway, Terran	f	8-18	2-6	2-3	2	10	12	4	20	1	4	1	0	35				
30	Pitchford, Walter	f	4-15	1-4	4-4	8	4	12	2	13	1	0	0	0	30				
00	Webster, Tai	g	0-0	0-1	2-2	0	3	3	4	2	2	0	0	4	31				
15	Gallegos, Ray	g	0-0	0-0	0-1	0	1	1	4	0	2	1	0	1	23				
31	Shields, Shavon	g	4-12	2-3	0-0	3	1	4	2	10	0	2	0	2	37				
01	Biggs, Deverell	g	4-12	0-2	4-8	1	3	4	5	12	1	2	0	2	20				
03	Parker, Benny	g	0-1	0-0	0-0	0	0	0	0	0	0	0	0	3					
04	Hawkins, Nathan	g	0-3	0-2	0-0	0	2	2	4	0	0	0	0	11					
21	Smith, Leslee	g	0-2	0-0	0-0	1	1	2	3	0	0	0	0	10					
Team						2	2	4											
Totals			20-67	5-18	12-18	17	27	44	28	57	9	12	1	10	200				

FG % 1st Half: 10-38 26.3% 2nd half: 10-29 34.5% Game: 20-67 29.9%
 3FG % 1st Half: 2-9 22.2% 2nd half: 3-9 33.3% Game: 5-18 27.8%
 FT % 1st Half: 1-2 50.0% 2nd half: 11-16 68.8% Game: 12-18 66.7%

Iowa 67 • 12-2, 1-0

##	Player	Total			3-Ptr			Rebounds			PF	TP	A	T	O	B	S	Stl	Min
		FG-FGA	FG-FGA	FT-FTA	Off	Def	Tot	FG-FGA	FG-FGA	FT-FTA									
01	Basabe, Melsahn	f	2-5	0-0	1-2	1	6	7	1	5	0	1	3	1	23				
30	White, Aaron	f	5-10	1-3	2-4	0	7	7	2	13	2	1	0	2	37				
34	Woodbury, Adam	c	4-5	0-0	0-0	2	2	4	1	8	1	1	1	0	15				
04	Marble, Roy Devyn	g	4-12	0-1	7-11	4	4	8	3	15	2	2	0	0	31				
10	Gesell, Mike	g	2-5	0-1	3-6	0	1	1	1	7	3	4	0	2	19				
00	Olaseni, Gabriel	g	1-1	0-0	0-0	1	4	5	1	2	0	1	2	0	12				
02	Oglesby, Josh	g	0-2	0-1	0-0	0	0	0	1	0	0	1	1	0	11				
03	Jok, Peter	g	0-0	0-0	1-2	0	0	0	0	1	0	0	0	0	4				
05	Clemmons, Anthony	g	0-0	0-0	2-0	0	1	1	4	2	1	2	0	0	15				
15	McCabe, Zach	g	1-4	0-0	1-3	0	1	1	3	3	1	0	0	1	11				
20	Uthoff, Jarrod	g	3-4	0-0	5-7	0	4	4	0	11	0	2	1	0	22				
Team						2	2	4											
Totals			22-48	1-6	22-39	10	32	42	17	67	10	15	8	6	200				

FG % 1st Half: 12-26 46.2% 2nd half: 10-22 45.5% Game: 22-48 45.8%
 3FG % 1st Half: 1-6 16.7% 2nd half: 0-0 0.0% Game: 1-6 16.7%
 FT % 1st Half: 5-11 45.5% 2nd half: 17-28 60.7% Game: 22-39 56.4%

Officials: Gene Steratore, Mike Eades, Larry Scirocco
 Technical fouls: Nebraska-None. Iowa-None.
 Attendance: 15400
 Fouled Out: Nebraska - Biggs (00:33)

Score by periods	1st	2nd	Total
Nebraska	23	34	57
Iowa	30	37	67

Last FG - NEB 2nd-00:27, IOWA 2nd-08:16.
 Largest lead - NEB by 6 1st-09:03, IOWA by 20 2nd-08:16.

Points	In	Off	2nd	Fast	Bench
	Paint	T/O	Chance	Break	
NEB	22	15	15	8	12
IOWA	38	13	11	6	19

Score tied - 2 times.
 Lead changed - 5 times.

GAME 14 NO. 3 OHIO STATE 84, NEBRASKA 53

01/04/14 12:01 p.m. at Value City Arena (Columbus, Ohio)

Nebraska 53 • 8-6, 0-2

##	Player	Total			3-Ptr			Rebounds			PF	TP	A	T	O	B	S	Stl	Min
		FG-FGA	FG-FGA	FT-FTA	Off	Def	Tot	FG-FGA	FG-FGA	FT-FTA									
05	Petteway, Terran	f	5-12	1-5	4-4	1	3	4	3	15	2	3	1	1	32				
21	Smith, Leslee	f	5-6	0-0	1-2	4	6	10	3	11	2	2	0	0	25				
00	Webster, Tai	g	2-6	1-2	0-0	1	3	4	3	5	1	1	0	1	24				
15	Gallegos, Ray	g	2-6	2-5	0-0	0	2	2	6	1	2	0	1	1	35				
31	Shields, Shavon	g	2-4	0-0	0-0	0	2	2	5	4	1	1	0	0	26				
01	Biggs, Deverell	g	4-11	0-0	1-2	2	1	3	2	9	0	2	0	0	24				
02	Rivers, David	g	0-3	0-0	0-0	0	0	0	0	0	0	0	0	0	3				
03	Parker, Benny	g	0-1	0-0	0-0	0	1	1	0	0	0	0	0	0	3				
04	Hawkins, Nathan	g	0-3	0-1	0-0	0	1	1	2	0	0	0	0	0	9				
12	Peltz, Mike	g	0-0	0-0	0-0	0	0	0	0	0	0	0	0	0	3				
14	Vucetic, Sergej	g	0-0	0-0	0-2	0	0	0	0	0	0	0	0	0	2				
35	Pitchford, Walter	g	1-4	0-2	1-2	0	2	2	3	3	0	0	0	0	14				
Team						2	1	3											
Totals			21-56	4-15	7-12	10	22	32	23	53	7	13	1	3	200				

FG % 1st Half: 12-28 42.9% 2nd half: 9-28 32.1% Game: 21-56 37.5%
 3FG % 1st Half: 3-8 37.5% 2nd half: 1-7 14.3% Game: 4-15 26.7%
 FT % 1st Half: 3-4 75.0% 2nd half: 4-8 50.0% Game: 7-12 58.3%

Ohio State 84 • 15-0, 2-0

##	Player	Total			3-Ptr			Rebounds			PF	TP	A	T	O	B	S	Stl	Min
		FG-FGA	FG-FGA	FT-FTA	Off	Def	Tot	FG-FGA	FG-FGA	FT-FTA									
10	Ross, LaQuinton	f	3-7	3-4	2-2	0	3	3	0	11	0	1	0	1	19				
23	Williams, Amir	c	3-5	0-0	4-7	0	1	1	4	10	0	0	2	1	25				
03	Scott, Shannon	g	4-7	2-4	3-3	0	4	4	2	13	5	2	0	1	30				
04	Craft, Aaron	g	4-6	1-2	0-2	0	3	3	1	9	4	0	0	3	30				
32	Smith Jr., Lenzelle	g	1-5	0-3	1-2	0	3	3	1	3	0	2	0	0	23				
02	Loving, Marc	g	3-6	0-2	7-8	0	5	5	3	13	0	1	1	1	17				
12	Thompson, Sam	g	2-5	0-1	2-2	1	2	3	0	6	4	0	1	0	22				
33	Della Valle, Amedeo	g	5-5	3-3	2-3	1	3	4	2	15	1	0	0	0	17				
34	Lorbach, Jake	g	0-1	0-0	0-0	0	1	1	0	0	0	0	0	0	2				
55	McDonald, Trey	g	2-3	0-0	0-0	2	3	5	2	4	0	1	1	0	15				
Team						1	0	1											
Totals			27-50	9-19	21-29	5	28	33	15	84	14	7	5	7	200				

FG % 1st Half: 13-26 50.0% 2nd half: 14-24 58.3% Game: 27-50 54.0%
 3FG % 1st Half: 5-12 41.7% 2nd half: 4-7 57.1% Game: 9-19 47.4%
 FT % 1st Half: 9-14 64.3% 2nd half: 12-15 80.0% Game: 21-29 72.4%

Officials: Lamont Simpson, DJ Carstensen, Bill Ek
 Technical fouls: Nebraska-None. Ohio State-None.
 Attendance: 17536

Score by periods	1st	2nd	Total
Nebraska	30	23	53
Ohio State	40	44	84

Last FG - NEB 2nd-08:05, OSU 2nd-00:41.
 Largest lead - NEB by 4 1st-12:55, OSU by 31 2nd-00:41.

Score tied - 3 times.
 Lead changed - 2 times.

GAME 15 MICHIGAN 71, NEBRASKA 70

01/09/14 8:05 p.m. at Pinnacle Bank Arena (Lincoln, Neb.)

Michigan 71 • 11-4, 3-0

##	Player	Total			3-Ptr			Rebounds			PF	TP	A	T	O	B	S	Stl	Min
		FG-FGA	FG-FGA	FT-FTA	Off	Def	Tot	FG-FGA	FG-FGA	FT-FTA									
01	Robinson III, Glenn	f	9-12	1-3	0-0	0	4	4	1	19	0	3	0	1	36				
52	Morgan, Jordan	f	7-9	0-0	1-2	2	2	4	3	15	1	0	0	0	27				
10	Walton Jr, Derrick	g	3-6	2-4	2-5	0	0	0	3	10	4	0	0	1	33				
13	Stauskas, Nik	g	5-9	2-4	0-2	0	3	3	0	12	4	1	0	2	35				
23	LeVert, Caris	g	5-11	4-10	0-0	0	3	3	1	10	5	3	0	0	33				
02	Albrecht, Spike	g	1-1	1-1	0-0	0	1	1	3	3	1	0	0	0	12				
15	Horford, Jon	g	1-2	0-0	0-0	0	1	1	1	2	1	0	1	0	13				
21	Irvin, Zak	g	0-3	0-3	0-0	0	0	0	1	0	0	0	0	0	11				
Team						2	2	4											
Totals			31-50	6-17	3-9	4	16	20	13	71	16	9	1	4	200				

FG % 1st Half: 13-23 56.5% 2nd half: 18-27 66.7% Game: 31-50 62.0%
 3FG % 1st Half: 4-11 36.4% 2nd half: 2-6 33.3% Game: 6-17 35.3%
 FT % 1st Half: 3-6 50.0% 2nd half: 0-3 0.0% Game: 3-9 33.3%

Nebraska 70 • 8-7, 0-3

##	Player	Total			3-Ptr			Rebounds			PF	TP	A	T	O	B	S	Stl	Min
		FG-FGA	FG-FGA	FT-FTA	Off	Def	Tot	FG-FGA	FG-FGA	FT-FTA									
05	Petteway, Terran	f	6-12	1-4	3-4	1	3	4	3	16	3	6	0	0	31				
31	Shields, Shavon	f	1-5	0-2	2-2	1	2	3	2	4	3	0	0	1	34				
35	Pitchford, Walter	f	4-6	2-4	2-2	1	1	2	2	12	1	1	1	1	20				
00	Webster, Tai	g	1-1	0-0	0-0	0	2	2	0	2	2	0	0	1	28				
15	Gallegos, Ray	g	5-11	4-10	0-0	0	1	1	1	14	0	0	0	1	37				
01	Biggs, Deverell	g	5-7	0-0	4-4	2	3	5	1	14	1	3	0	0	20				
03	Parker, Benny	g	0-0	0-0	0-0	0	1	1	0	0	0	0	0	0	10				
21	Smith, Leslee	g	4-7	0-0	0-0	2	4	6	3	8	0	3	1	1	20				
Team						0	1	1											
Totals			26-49	7-20	11-12	8	18	26	12	70	10	13	2	5	200				

FG % 1st Half: 11-23 47.8% 2nd half: 15-26 57.7% Game: 26-49 53.1%
 3FG % 1st Half: 5-11 45.5% 2nd half: 2-9 22.2% Game: 7-20 35.0%
 FT % 1st Half: 3-3 100.0% 2nd half: 8-9 88.9% Game: 11-12 91.7%

GAME 17 NEBRASKA 68, NO. 18 OHIO STATE 62

01/20/14 6:06 p.m. at Pinnacle Bank Arena (Lincoln, Neb.)

Ohio State 62 • 15-4, 2-4

##	Player	FG-FGA	3-Ptr	Rebounds			PF	TP	A	TO	Blk	Stl	Min	
				FG-FGA	3-Ptr	FT-FTA								Off
10	Ross, LaQuinton	f	4-12	0-2	3-6	1	3	4	2	11	2	2	1	34
23	Williams, Amir	c	1-2	0-0	2-2	1	2	3	0	4	0	1	0	13
03	Scott, Shannon	g	2-6	0-3	0-0	1	2	3	5	4	2	1	0	32
04	Craft, Aaron	g	2-5	0-0	8-10	1	6	7	4	12	3	4	0	36
32	Smith Jr., Lenzelle	g	4-12	2-6	0-0	3	1	4	4	10	2	1	0	32
02	Loving, Marc	g	3-6	2-5	0-0	0	2	2	3	8	0	0	1	8
12	Thompson, Sam	g	4-6	1-2	0-0	0	2	2	4	9	0	2	1	32
33	Della Valle, Amedeo	g	1-4	1-3	1-3	0	1	1	3	4	0	2	0	9
55	McDonald, Trey	g	0-0	0-0	0-0	0	0	0	0	0	0	1	0	4
Team						0	1	1						
Totals			21-53	6-21	14-21	7	20	27	25	62	9	13	4	9

FG % 1st Half:	8-25	32.0%	2nd half:	13-28	46.4%	Game:	21-53	39.6%	Deadball	
3FG % 1st Half:	3-9	33.3%	2nd half:	3-12	25.0%	Game:	6-21	28.6%	Rebounds	5
FT % 1st Half:	6-8	75.0%	2nd half:	8-13	61.5%	Game:	14-21	66.7%		

Nebraska 68 • 9-8, 1-4

##	Player	FG-FGA	3-Ptr	Rebounds			PF	TP	A	TO	Blk	Stl	Min	
				FG-FGA	3-Ptr	FT-FTA								Off
31	Shields, Shavon	f	6-12	1-3	5-6	2	7	9	2	18	0	1	1	34
35	Pitchford, Walter	f	0-3	0-3	0-0	0	2	2	1	0	0	0	1	20
00	Webster, Tai	g	2-3	0-1	5-6	0	2	2	4	9	1	2	0	28
05	Petteway, Terran	g	6-9	1-4	5-7	0	5	5	4	18	0	8	0	30
15	Gallegos, Ray	g	1-2	0-1	0-0	0	1	1	0	2	1	0	0	20
01	Biggs, Deverell	g	4-5	0-0	3-5	0	4	4	3	11	3	6	0	21
02	Rivers, David	g	1-2	0-0	2-2	0	2	2	1	4	0	0	1	14
03	Parker, Benny	g	0-3	0-1	0-0	0	2	2	0	0	0	0	1	15
12	Peltz, Mike	g	0-0	0-0	0-0	0	0	0	1	0	0	0	0	2
21	Smith, Leslee	g	3-7	0-0	0-0	2	2	4	2	6	1	0	0	16
Team						2	2	2						
Totals			23-46	2-13	20-26	6	27	33	18	68	6	17	2	8

FG % 1st Half:	15-27	55.6%	2nd half:	8-19	42.1%	Game:	23-46	50.0%	Deadball	
3FG % 1st Half:	1-7	14.3%	2nd half:	1-6	16.7%	Game:	2-13	15.4%	Rebounds	3
FT % 1st Half:	3-5	60.0%	2nd half:	17-21	81.0%	Game:	20-26	76.9%		

Officials: Mike Kitts, Terry Oglesby, Larry Scrotto
 Technical fouls: Ohio State-None, Nebraska-None.
 Attendance: 15342

Score by periods	1st	2nd	Total
Ohio State	25	37	62
Nebraska	34	34	68

Last FG - OSU 2nd-00:10, NEB 2nd-01:37.
 Largest lead - OSU by 3 1st-18:16, NEB by 14 1st-02:21.

Score tied - 5 times.
 Lead changed - 15 times.

GAME 18 PENN STATE 58, NEBRASKA 54

1/23/14 8:00 p.m. at Bryce Jordan Ctr. (University Park, Pa.)

Nebraska 54 • 9-9, 1-5

##	Player	FG-FGA	3-Ptr	Rebounds			PF	TP	A	TO	Blk	Stl	Min	
				FG-FGA	3-Ptr	FT-FTA								Off
05	Petteway, Terran	f	4-10	3-6	4-5	2	4	6	4	15	3	1	2	32
00	Webster, Tai	g	0-2	0-0	0-0	0	1	1	2	0	2	3	0	15
15	Gallegos, Ray	g	4-12	2-7	0-0	0	2	2	4	10	0	1	0	29
31	Shields, Shavon	g	2-3	2-2	0-0	2	8	10	1	6	2	1	0	37
35	Pitchford, Walter	g	3-8	2-4	0-0	1	6	7	1	8	1	2	0	20
01	Biggs, Deverell	g	3-9	1-2	2-5	0	2	2	1	9	2	4	1	27
02	Rivers, David	g	1-2	0-1	0-0	0	1	1	0	2	0	0	0	10
03	Parker, Benny	g	0-1	0-0	0-0	0	1	1	1	0	0	0	0	10
12	Peltz, Mike	g	0-0	0-0	0-0	0	0	0	0	0	0	0	0	0+
21	Smith, Leslee	g	2-6	0-0	0-0	3	2	5	3	4	0	0	0	20
Team						3	2	5						
Totals			19-53	10-23	6-10	11	29	40	17	54	10	14	3	200

FG % 1st Half:	10-25	40.0%	2nd half:	9-28	32.1%	Game:	19-53	35.8%	Deadball	
3FG % 1st Half:	5-10	50.0%	2nd half:	5-13	38.5%	Game:	10-23	43.5%	Rebounds	3
FT % 1st Half:	4-6	66.7%	2nd half:	2-4	50.0%	Game:	6-10	60.0%		

Penn State 58 • 10-10, 1-6

##	Player	FG-FGA	3-Ptr	Rebounds			PF	TP	A	TO	Blk	Stl	Min	
				FG-FGA	3-Ptr	FT-FTA								Off
05	Jack, Donovan	f	3-8	0-4	1-1	5	3	8	3	7	1	1	1	29
10	Taylor, Brandon	f	4-12	1-4	2-4	1	2	3	3	11	1	0	1	31
02	Newbill, D.J.	g	6-14	0-4	4-6	1	3	4	1	16	0	2	0	39
03	Woodward, Graham	g	0-3	0-1	0-0	0	2	2	0	0	0	0	0	13
23	Frazier, Tim	g	3-9	1-2	4-4	2	7	9	2	11	6	0	1	39
01	Johnson, John	g	4-9	3-6	2-2	0	2	2	2	13	1	1	0	27
11	Roberts, Allen	g	0-1	0-0	0-0	0	0	0	0	0	0	1	0	2
13	Thorpe, Geno	g	0-0	0-0	0-0	0	1	1	0	0	0	0	0	1
33	Dickerson, Jordan	g	0-0	0-0	0-0	0	2	2	1	0	0	0	2	15
42	Travis, Ross	g	0-1	0-0	0-0	0	0	0	0	0	0	0	0	4
Team						2	2	4						
Totals			20-57	5-21	13-17	11	24	35	12	58	9	5	4	6

FG % 1st Half:	7-29	24.1%	2nd half:	13-28	46.4%	Game:	20-57	35.1%	Deadball	
3FG % 1st Half:	4-12	33.3%	2nd half:	1-9	11.1%	Game:	5-21	23.8%	Rebounds	1
FT % 1st Half:	4-4	100.0%	2nd half:	9-13	69.2%	Game:	13-17	76.5%		

Officials: Pat Driscoll, Mark Whitehead, Paul Szelc
 Technical fouls: Nebraska-None, Penn State-None.
 Attendance: 5705

Score by periods	1st	2nd	Total
Nebraska	29	25	54
Penn State	22	36	58

Last FG - NEB 2nd-00:18, PSU 2nd-00:18.
 Largest lead - NEB by 9 1st-04:38, PSU by 5 2nd-00:18.

Score tied - 4 times.
 Lead changed - 5 times.

GAME 19 NEBRASKA 82, MINNESOTA 78

01/26/14 5:06 p.m. at Pinnacle Bank Arena (Lincoln, Neb.)

Minnesota 78 • 15-6, 4-4

##	Player	FG-FGA	3-Ptr	Rebounds			PF	TP	A	TO	Blk	Stl	Min	
				FG-FGA	3-Ptr	FT-FTA								Off
10	Osenieks, Oto	f	2-6	0-1	2-2	0	2	2	3	6	1	0	0	24
55	Eliason, Elliott	c	2-6	0-0	1-3	1	3	4	4	5	1	0	2	21
04	Mathieu, DeAndre	g	4-5	1-1	4-6	1	0	1	4	13	4	9	0	28
20	Hollins, Austin	g	2-5	1-4	4-4	1	5	6	0	9	4	2	0	33
30	Smith, Malik	g	9-15	8-12	3-4	0	2	2	1	29	0	0	0	34
05	MNeill, Daquain	g	2-4	0-0	0-0	1	2	3	2	4	1	1	0	12
13	Ahannisi, Maverick	g	0-3	0-1	0-0	0	2	2	4	0	0	1	0	14
15	Walker, Maurice	g	4-5	0-0	0-3	2	3	5	4	8	0	0	1	18
24	King, Joey	g	1-4	0-1	2-3	1	5	6	2	4	1	0	0	16
Team						1	0	1						
Totals			26-53	10-20	16-25	8	24	32	24	78	12	13	3	9

FG % 1st Half:	11-24	45.8%	2nd half:	15-29	51.7%	Game:	26-53	49.1%	Deadball	
3FG % 1st Half:	5-9	55.6%	2nd half:	5-11	45.5%	Game:	10-20	50.0%	Rebounds	3
FT % 1st Half:	3-6	50.0%	2nd half:	13-19	68.4%	Game:	16-25	64.0%		

Nebraska 82 • 10-9, 2-5

##	Player	FG-FGA	3-Ptr	Rebounds			PF	TP	A	TO	Blk	Stl	Min	
				FG-FGA	3-Ptr	FT-FTA								Off
31	Shields, Shavon	f	3-8	1-1	3-4	2	4	6	3	10	2	2	0	35
35	Pitchford, Walter	f	5-7	3-5	0-0	0	4	4	3	13	2	0	0	21
00	Webster, Tai	g	1-6	1-2	2-4	1	2	3	4	5	4	3	0	29
05	Petteway, Terran	g	10-15	4-6	11-14	2	4	6	4	35	3	2	1	31
15	Gallegos, Ray	g	2-8	2-8	3-4	0	3	3	0	9	5	0		

GAME 21 NO. 10 MICHIGAN 79, NEBRASKA 50

02/05/14 6:30 PM at Crisler Center, Ann Arbor, MI

Nebraska 50 • 11-10 (3-6)

#	Player	Total		3-Ptr		Rebounds			PF	TP	A	TO	Blk	Stl	Min
		FG	FGA	FG	FGA	FT	FTA	Off							
05	Petteway, Terran	f	2-10	0-3	1-2	0	3	3	1	5	1	4	1	1	31
35	Pitchford, Walter	f	5-11	0-4	0-0	3	1	4	3	10	1	0	0	0	22
00	Webster, Tai	g	0-3	0-2	2-4	0	4	4	0	2	1	1	0	0	29
15	Gallegos, Ray	g	1-3	1-2	0-0	0	1	1	2	3	0	1	0	1	20
31	Shields, Shavon	g	6-13	1-3	0-0	1	0	1	3	13	0	1	0	1	28
02	Rivers, David	g	0-0	0-0	0-0	1	1	2	0	0	0	0	0	1	10
03	Parker, Benny	g	1-3	0-0	0-0	0	2	2	1	2	2	0	0	0	14
04	Hawkins, Nathan	g	3-8	3-7	2-2	1	1	2	1	11	1	0	0	2	20
10	Menke, Trevor	g	0-0	0-0	0-0	0	0	0	0	0	0	0	0	1	2
12	Peltz, Mike	g	0-0	0-0	0-0	1	1	2	0	0	1	1	0	0	8
14	Vucetic, Sergej	g	0-0	0-0	0-0	0	0	0	0	0	0	0	0	0	2
21	Smith, Leslee	g	0-2	0-0	2-2	0	2	2	3	2	0	2	0	0	13
44	Kurkowski, Kye	g	1-1	0-0	0-1	0	1	1	0	2	0	0	0	0	1
Team						1	1	2							
Totals			19-54	5-21	7-11	8	18	26	14	50	7	11	1	7	200

FG % 1st Half: 9-28 32.1% 2nd half: 10-26 38.5% Game: 19-54 35.2% Deadball Rebounds 3
 3FG % 1st Half: 2-12 16.7% 2nd half: 3-9 33.3% Game: 5-21 23.8%
 FT % 1st Half: 1-2 50.0% 2nd half: 6-9 66.7% Game: 7-11 63.6%

Michigan 79 • 17-5 (9-1)

#	Player	Total		3-Ptr		Rebounds			PF	TP	A	TO	Blk	Stl	Min
		FG	FGA	FG	FGA	FT	FTA	Off							
01	Robinson III, Glenn	f	8-14	3-7	4-4	3	2	5	0	23	0	2	0	2	28
52	Morgan, Jordan	f	0-0	0-0	0-0	0	4	4	1	0	1	1	0	0	20
10	Walton Jr, Derrick	g	3-7	2-5	0-0	0	3	3	2	8	3	1	0	0	24
11	Stauskas, Nik	g	1-3	1-3	6-6	1	4	5	0	9	8	4	0	1	34
23	LeVert, Caris	g	5-7	3-4	3-3	0	7	2	16	5	1	0	0	0	28
02	Albrecht, Spike	g	0-2	0-2	0-0	0	1	1	0	0	4	0	0	1	19
05	Dakich, Andrew	g	0-0	0-0	0-0	0	0	0	0	0	0	1	0	0	2
14	Anlauf, Brad	g	0-0	0-0	0-0	0	0	0	0	0	1	0	0	0	2
15	Horford, Jon	g	3-5	0-0	1-1	0	2	2	0	7	0	1	1	1	16
20	Loneragan, Sean	g	0-0	0-0	0-0	0	0	0	0	0	1	0	0	0	4
21	Irvin, Zak	g	6-11	4-9	0-0	2	1	3	1	16	0	0	0	0	19
44	Blefieldt, Max	g	0-3	0-1	0-0	0	0	0	0	0	0	0	0	0	4
Team						2	3	5							
Totals			26-52	13-31	14-14	8	27	35	10	79	21	13	1	5	200

FG % 1st Half: 15-24 62.5% 2nd half: 11-28 39.3% Game: 26-52 50.0% Deadball Rebounds 0.1
 3FG % 1st Half: 9-17 52.9% 2nd half: 4-14 28.6% Game: 13-31 41.9%
 FT % 1st Half: 10-10 100.0 2nd half: 4-4 100.0 Game: 14-14 100.0

Officials: Ray Perone, John Gaffney, Chris Beaver
 Technical fouls: Nebraska-None. Michigan-None.
 Attendance: 12707

Score by periods	1st	2nd	Total
Nebraska	21	29	50
Michigan	49	30	79

Points	In	Off	2nd	Fast	Bench
NEB	22	14	10	0	17
MICH	22	10	8	8	23

Last FG - NEB 2nd-00:32, MICH 2nd-04:06.
 Largest lead - NEB None, MICH by 41 2nd-11:18.

Score tied - 0 times.
 Lead changed - 0 times.

GAME 23 NEBRASKA 67, ILLINOIS 58

02/12/14 8:06 p.m. at Pinnacle Bank Arena (Lincoln, Neb.)

Illinois 58 • 14-11, 3-9

#	Player	Total		3-Ptr		Rebounds			PF	TP	A	TO	Blk	Stl	Min
		FG	FGA	FG	FGA	FT	FTA	Off							
32	Egwu, Nnanna	f	2-6	0-0	0-0	5	7	12	4	4	2	1	1	0	30
13	Abrams, Tracy	g	0-4	0-2	3-4	1	3	4	3	3	3	0	1	1	24
21	Hill, Malcolm	g	2-3	0-1	4-4	1	1	2	2	8	1	3	0	1	18
24	Rice, Rayvonte	g	7-17	2-5	7-11	0	6	6	2	23	0	0	0	3	37
25	Nunn, Kendrick	g	3-5	1-3	2-2	1	1	2	3	9	1	0	0	0	31
01	Tate, Jaylon	g	1-2	0-1	1-3	1	1	2	3	1	0	0	0	0	16
02	Bertrand, Joseph	g	2-4	1-1	0-0	0	0	0	0	5	1	1	0	0	12
22	Morgan, Maverick	g	0-1	0-0	0-0	1	0	1	2	0	0	0	0	0	5
31	Colbert, Austin	g	0-1	0-1	0-0	0	0	0	0	0	0	0	0	0	5
33	Ekey, Jon	g	1-6	0-3	1-2	4	2	6	1	3	0	2	0	1	22
Team						0	1	1							
Totals			18-49	4-17	18-26	14	22	36	20	58	9	14	1	6	200

FG % 1st Half: 10-25 40.0% 2nd half: 8-24 33.3% Game: 18-49 36.7% Deadball Rebounds 2
 3FG % 1st Half: 3-10 30.0% 2nd half: 1-7 14.3% Game: 4-17 23.5%
 FT % 1st Half: 7-11 63.6% 2nd half: 11-15 73.3% Game: 18-26 69.2%

Nebraska 67 • 13-10, 5-6

#	Player	Total		3-Ptr		Rebounds			PF	TP	A	TO	Blk	Stl	Min
		FG	FGA	FG	FGA	FT	FTA	Off							
31	Shields, Shavon	f	8-12	2-4	15-15	1	4	5	3	33	1	2	1	0	34
35	Pitchford, Walter	f	2-4	1-1	2-4	1	0	1	3	7	0	1	2	0	25
00	Webster, Tai	g	0-1	0-0	0-0	0	1	1	1	0	2	0	0	0	14
05	Petteway, Terran	g	6-14	1-5	3-4	0	4	4	5	16	1	4	0	1	34
15	Gallegos, Ray	g	2-7	1-5	0-0	0	0	0	2	5	0	0	0	0	27
02	Rivers, David	g	1-2	0-0	0-0	1	6	7	3	2	0	0	0	0	28
03	Parker, Benny	g	0-1	0-0	4-4	0	1	1	2	4	1	0	0	4	24
04	Hawkins, Nathan	g	0-0	0-0	0-0	0	1	1	2	0	1	1	0	0	2
21	Smith, Leslee	g	0-2	0-0	0-0	1	2	3	2	0	1	2	1	0	12
Team						1	4	5							
Totals			19-43	5-15	24-27	5	23	28	23	67	7	10	4	6	200

FG % 1st Half: 9-21 42.9% 2nd half: 10-22 45.5% Game: 19-43 44.2% Deadball Rebounds 0
 3FG % 1st Half: 3-7 42.9% 2nd half: 2-8 25.0% Game: 5-15 33.3%
 FT % 1st Half: 10-10 100.0 2nd half: 14-17 82.4% Game: 24-27 88.9%

Officials: Terry Wymer, Larry Sciroto, Terry Oglesby
 Technical fouls: Illinois-None. Nebraska-None.
 Attendance: 15404
 actual attendance 14412

Score by periods	1st	2nd	Total
Illinois	30	28	58
Nebraska	31	36	67

Points	In	Off	2nd	Fast	Bench
ILL	24	12	9	6	11
NEB	22	19	4	2	6

Last FG - ILL 2nd-00:18, NEB 2nd-04:37.
 Largest lead - ILL by 8 1st-16:45, NEB by 13 2nd-01:29.

Score tied - 8 times.
 Lead changed - 11 times.

GAME 22 NEBRASKA 53, NORTHWESTERN 49

02/08/14 12:00 p.m. at Evanston, Ill. (Welsh-Ryan Arena)

Nebraska 53 • 12-10, 4-6

#	Player	Total		3-Ptr		Rebounds			PF	TP	A	TO	Blk	Stl	Min
		FG	FGA	FG	FGA	FT	FTA	Off							
31	Shields, Shavon	f	4-7	1-3	0-2	0	3	3	2	9	0	2	0	1	30
35	Pitchford, Walter	f	5-8	3-4	2-2	1	4	5	3	15	0	1	0	0	27
5	Petteway, Terran	f	5-16	2-7	5-7	1	7	8	4	17	4	5	1	1	34
00	Webster, Tai	g	0-2	0-1	0-0	0	2	2	0	0	1	3	0	0	19
15	Gallegos, Ray	g	2-7	1-4	0-0	1	0	1	2	5	1	1	0	2	34
2	Rivers, David	g	1-3	0-0	0-0	0	3	3	1	2	1	0	1	0	21
21	Smith, Leslee	g	0-1	0-0	0-2	1	0	1	1	0	1	0	0	1	13
3	Parker, Benny	g	2-2	0-0	1-1	0	1	1	2	5	1	0	0	2	16
4	Hawkins, Nathan	g	0-1	0-1	0-0	0	1	1	0	0	0	0	0	0	6
Team						1	5	6							
Totals			19-47	7-20	8-14	5	26	31	15	53	9	12	2	7	200

FG % 1st Half: 6-24 25.0% 2nd half: 13-23 56.5% Game: 19-47 40.4% Deadball Rebounds 2
 3FG % 1st Half: 2-11 18.2% 2nd half: 5-9 55.6% Game: 7-20 35.0%
 FT % 1st Half: 2-2 100.0 2nd half: 6-12 50.0% Game: 8-14 57.1%

Northwestern 49 • 12-12, 5-6

#	Player	Total	
---	--------	-------	--

GAME 25 NEBRASKA 80, PENN STATE 67

02/20/14 6:02 p.m. at Pinnacle Bank Arena (Lincoln, Neb.)

Penn State 67 • 13-14, 4-10

#	Player		Total			3-Ptr			Rebounds			PF	TP	A	TO	Blk	Stl	Min
			FG-FGA	FT-FTA	FT-FTA	Off	Def	Tot	Off	Def	Tot							
05	Jack, Donovan	f	2-4	1-1	1-3	3	6	9	4	6	1	1	1	1	1	1	27	
10	Taylor, Brandon	f	1-5	0-1	2-2	2	0	2	4	4	0	1	0	0	0	12		
43	Travis, Ross	f	4-6	0-0	0-0	0	7	7	3	8	0	1	0	0	0	34		
02	Newbill, D.J.	g	5-14	3-7	4-4	0	1	1	4	17	0	1	0	0	0	29		
23	Frazier, Tim	g	6-19	0-3	5-8	3	1	4	4	17	5	1	0	3	3	32		
01	Johnson, John	g	1-9	1-4	2-2	1	1	2	1	5	2	0	0	0	0	25		
03	Woodward, Graham	g	1-2	1-2	1-2	0	0	0	0	4	0	0	0	0	0	9		
13	Thorpe, Geno	g	1-2	0-0	2-2	1	1	2	2	4	0	1	0	1	1	9		
14	Montminy, Kevin	g	0-0	0-0	0-0	0	0	0	0	0	0	0	0	0	0	2		
24	Cooper, Zach	g	0-0	0-0	0-0	0	0	0	0	0	0	0	0	0	0	1		
32	Dickerson, Jordan	g	0-1	0-0	0-0	2	2	4	4	0	0	0	2	0	0	15		
34	Wisniewski, Alan	g	1-1	0-0	0-0	1	0	1	1	2	0	0	0	0	0	5		
	Team					3	1	4										
	Totals		22-63	6-18	17-23	16	21	37	27	67	8	6	4	5	200			

FG % 1st Half: 8-31 25.8% 2nd half: 14-32 43.8% Game: 22-63 34.9%
 3FG % 1st Half: 3-12 25.0% 2nd half: 3-6 50.0% Game: 6-18 33.3%
 FT % 1st Half: 8-10 80.0% 2nd half: 9-13 69.2% Game: 17-23 73.9%

Nebraska 80 • 15-10, 7-6

#	Player		Total			3-Ptr			Rebounds			PF	TP	A	TO	Blk	Stl	Min
			FG-FGA	FT-FTA	FT-FTA	Off	Def	Tot	Off	Def	Tot							
02	Rivers, David	f	1-1	0-0	4-4	1	5	6	2	6	0	1	2	0	1	29		
31	Shields, Shavon	f	4-7	0-2	5-5	1	2	3	5	13	2	2	0	1	20			
35	Pitchford, Walter	f	4-7	1-2	2-4	1	5	6	2	11	0	0	2	0	24			
00	Webster, Tai	g	1-1	0-0	8-10	1	4	5	2	10	3	1	1	1	25			
05	Petteway, Terran	g	5-12	2-5	14-19	0	4	4	4	26	0	2	1	0	28			
03	Parker, Benny	g	0-2	0-0	0-0	1	1	2	2	0	0	1	0	2	14			
04	Hawkins, Nathan	g	0-3	0-1	0-0	0	0	0	2	0	0	1	0	0	6			
10	Menke, Trevor	g	0-0	0-0	0-0	0	0	0	0	0	0	0	0	0	2			
12	Peltz, Mike	g	0-0	0-0	0-0	0	0	0	0	0	0	0	0	0	2			
14	Vucetic, Sergej	g	0-0	0-0	0-0	0	0	0	0	0	0	0	0	0	2			
15	Gallegos, Ray	g	3-7	2-5	3-4	0	1	1	2	11	0	1	0	0	32			
21	Smith, Leslee	g	1-3	0-0	1-2	3	3	6	3	0	4	0	0	0	14			
44	Kurkowski, Kye	g	0-0	0-0	0-0	0	0	0	0	0	0	0	0	0	2			
	Team					1	5	6										
	Totals		19-43	5-15	37-48	9	30	39	24	80	5	13	6	4	200			

FG % 1st Half: 8-19 42.1% 2nd half: 11-24 45.8% Game: 19-43 44.2%
 3FG % 1st Half: 2-9 22.2% 2nd half: 3-6 50.0% Game: 5-15 33.3%
 FT % 1st Half: 21-23 91.3% 2nd half: 16-25 64.0% Game: 37-48 77.1%

Officials: Jim Burr, Mike Eades, Bo Boroski

Technical fouls: Penn State-Taylor, Brandon 2; Travis, Ross; TEAM.
 Nebraska-Rivers, David.

Attendance: 15797

Score by periods	1st	2nd	Total
Penn State	27	40	67
Nebraska	39	41	80

	In	Off	2nd	Fast	Bench
Points	Paint	T/O	Chance	Break	
PSU	24	20	12	6	15
NEB	18	10	8	4	14

Last FG - PSU 2nd-00:15, NEB 2nd-01:30.
 Largest lead - PSU None, NEB by 27 2nd-08:02.

Score tied - 2 times.
 Lead changed - 0 times.

GAME 26 NEBRASKA 76, PURDUE 57

02/23/14 3:21 p.m. at Pinnacle Bank Arena (Lincoln, Neb.)

Purdue 57 • 15-12, 5-9

#	Player		Total			3-Ptr			Rebounds			PF	TP	A	TO	Blk	Stl	Min
			FG-FGA	FT-FTA	FT-FTA	Off	Def	Tot	Off	Def	Tot							
20	Hammons, A.J.	c	2-7	0-0	2-2	1	4	5	3	6	0	3	4	0	20			
01	Carter, Sterling	g	1-4	1-3	0-0	0	2	2	3	3	2	2	0	1	17			
03	Johnson, Ronnie	g	1-7	0-3	5-5	1	1	2	2	7	0	4	0	0	30			
21	Stephens, Kendall	g	1-3	1-3	2-2	0	1	1	4	5	0	1	0	0	16			
35	Davis, Ropheal	g	3-7	0-1	3-4	5	3	8	3	9	0	1	2	1	27			
00	Johnson, Terone	g	2-7	0-2	5-5	0	3	3	1	9	1	1	0	0	18			
05	Smotherman, Basil	g	0-2	0-0	1-4	1	5	6	1	1	0	0	0	0	18			
11	Toyra, Stephen	g	0-3	0-1	0-0	0	0	0	0	0	0	0	0	0	5			
12	Scott, Bryson	g	4-9	1-2	4-7	0	10	10	4	13	2	0	0	0	23			
23	Simpson, Jay	g	0-1	0-0	0-0	0	0	0	1	0	0	1	0	1	10			
30	Beshears, Neal	g	0-0	0-0	0-0	0	1	1	0	0	0	0	0	0	2			
32	Peck, Errick	g	2-3	0-1	0-0	1	0	1	1	4	0	1	0	0	8			
50	Carroll, Travis	g	0-0	0-0	0-0	0	0	0	0	0	0	0	0	0	6			
	Team					0	1	1										
	Totals		16-53	3-16	22-29	9	31	40	23	57	5	14	6	3	200			

FG % 1st Half: 6-27 22.2% 2nd half: 10-26 38.5% Game: 16-53 30.2%
 3FG % 1st Half: 1-9 11.1% 2nd half: 2-7 28.6% Game: 3-16 18.8%
 FT % 1st Half: 12-12 100.0% 2nd half: 10-17 58.8% Game: 22-29 75.9%

Nebraska 76 • 16-10, 8-6

#	Player		Total			3-Ptr			Rebounds			PF	TP	A	TO	Blk	Stl	Min
			FG-FGA	FT-FTA	FT-FTA	Off	Def	Tot	Off	Def	Tot							
02	Rivers, David	f	2-2	0-0	3-6	2	4	6	4	7	1	0	3	2	27			
31	Shields, Shavon	f	5-9	1-1	7-11	0	10	10	0	18	0	2	0	3	33			
35	Pitchford, Walter	f	4-7	2-4	0-0	0	5	5	4	10	0	2	0	1	22			
00	Webster, Tai	g	0-0	0-0	0-0	0	2	2	0	2	1	1	0	0	10			
05	Petteway, Terran	g	10-19	1-6	8-8	1	1	2	3	29	3	2	1	0	29			
03	Parker, Benny	g	1-1	0-0	0-0	0	0	0	3	2	2	0	0	3	20			
04	Hawkins, Nathan	g	1-5	1-3	0-0	0	0	0	2	3	1	0	0	0	9			
10	Menke, Trevor	g	1-1	1-1	0-0	0	0	0	0	3	0	0	0	0	2			
12	Peltz, Mike	g	0-1	0-0	0-0	0	1	1	2	0	0	0	0	0	6			
14	Vucetic, Sergej	g	0-0	0-0	0-0	0	1	1	0	0	0	0	0	0	2			
15	Gallegos, Ray	g	1-6	0-5	0-0	0	5	5	1	2	4	0	0	0	25			
21	Smith, Leslee	g	1-5	0-0	0-2	1	2	3	2	0	2	0	1	13				
44	Kurkowski, Kye	g	0-0	0-0	0-0	0	0	0	0	0	0	0	0	0	2			
	Team					2	2	4										
	Totals		26-56	6-20	18-27	6	31	37	26	76	13	9	5	10	200			

FG % 1st Half: 12-29 41.4% 2nd half: 14-27 51.9% Game: 26-56 46.4%
 3FG % 1st Half: 2-9 22.2% 2nd half: 4-11 36.4% Game: 6-20 30.0%
 FT % 1st Half: 8-13 61.5% 2nd half: 10-14 71.4% Game: 18-27 66.7%

Officials: Ray Perone, Larry Sciroto, Eric Curry

Technical fouls: Purdue-None, Nebraska-None.

Attendance: 15891

Score by periods	1st	2nd	Total
Purdue	25	32	57
Nebraska	34	42	76

	In	Off	2nd	Fast	Bench
Points	Paint	T/O	Chance	Break	
PURDUE	22	0	11	4	27
NEB	28	19	9	14	12

Last FG - PURDUE 2nd-00:11, NEB 2nd-00:52.
 Largest lead - PURDUE by 4 1st-17:56, NEB by 27 2nd-08:05.

Score tied - 3 times.
 Lead changed - 3 times.

GAME 27 ILLINOIS 60, NEBRASKA 49

02/26/14 8 p.m. at State Farm Center; Champaign, Ill.

Nebraska 49 • 16-11, 8-7

#	Player		Total			3-Ptr			Rebounds			PF	TP	A	TO	Blk	Stl	Min
			FG-FGA	FT-FTA	FT-FTA	Off	Def	Tot	Off	Def	Tot							
02	Rivers, David	f	4-4	0-0	0-0	1	2	3	2	8	0	0	0	1	30			
05	Petteway, Terran	f	5-18	1-6	2-2	0	1	1	4	13	3	3	2	1	33			
35	Pitchford, Walter	f	1-6	0-3	0-0	0	1	1	1	2	1	1	1	0	27			
00	Webster, Tai	g	1-2	1-2	0-0	0	1	1	1	3	0	3	0	0	22			
31	Shields, Shavon	g	2-7	1-1	3-4	0	9	9	2	8	1	4	0	0	36			
03	Parker, Benny	g	3-3	0-0	0-0	0	1	1	2	6	1	1	0	1	18			
04	Hawkins, Nathan	g	0-0	0-0	0-0	0	2	2	0	0	0	0	0	0	3			
15	Gallegos, Ray	g	0-1	0-1	0-0	0	2	2	4	0	0	1	1	0	18			
21	Smith, Leslee	g	4-4	0-0	1-1	1	3	4	3	9	1	2	0	0	13			
	Team					0	0	0										
	Totals		20-45	3-13	6-7	3	25	28	19	49	7	15	4	3	200			

FG % 1st Half: 10-28 35.7% 2nd half: 10-17 58.8% Game: 20-45 44.4%
 3FG % 1st Half: 0-8 0.0% 2nd half: 3-5 60.0% Game: 3-13 23.1%
 FT % 1st Half: 4-5 80.0% 2nd half: 2-2 100.0% Game: 6-7 85.7%

Illinois 60 • 16-12, 5-10

#	Player		Total		
---	--------	--	-------	--	--



Fans storm the court following Nebraska's 77-68 win over ninth-ranked Wisconsin. The win was NU's second over a top-10 team in 2013-14 and capped a 15-1 home record during the first season at Pinnacle Bank Arena, the Huskers best home mark in more than 30 years.

GAME 29 NEBRASKA 70, INDIANA 60

03/05/14 7:00pm at Bloomington, Ind. (Assembly Hall)

Nebraska 70 • 18-11, 10-7 B1G

##	Player	Total		3-Ptr		Rebounds			PF	TP	A	TO	Blk	Stl	Min
		FG-FGA	FG-FGA	FT-FTA	Off	Def	Tot								
05	Petteway, Terran	f	3-10	0-4	7-8	0	2	2	4	13	2	1	1	1	27
35	Pitchford, Walter	f	7-10	3-4	0-1	2	7	9	0	17	0	1	1	0	27
00	Webster, Tai	g	0-1	0-0	0-0	0	1	1	2	0	2	1	0	0	20
02	Rivers, David	g	1-3	0-0	0-0	3	1	4	1	2	0	1	0	0	31
31	Shields, Shavon	g	6-16	0-1	5-8	3	5	8	1	17	1	2	0	1	37
03	Parker, Benny	g	3-3	0-0	2-2	0	2	2	4	8	1	1	0	3	19
15	Gallegos, Ray	g	3-10	3-8	0-0	0	2	2	2	9	0	1	0	1	26
21	Smith, Leslee	g	2-2	0-0	0-0	0	5	5	3	4	0	1	0	0	13
Team						2	1	3							
Totals			25-55	6-17	14-19	10	26	36	17	70	6	9	2	6	200

FG % 1st Half: 14-28 50.0% 2nd half: 11-27 40.7% Game: 25-55 45.5%
 3FG % 1st Half: 3-10 30.0% 2nd half: 3-7 42.9% Game: 6-17 35.3%
 FT % 1st Half: 3-6 50.0% 2nd half: 11-13 84.6% Game: 14-19 73.7%

Indiana 60 • 17-13, 7-10 B1G

##	Player	Total		3-Ptr		Rebounds			PF	TP	A	TO	Blk	Stl	Min
		FG-FGA	FG-FGA	FT-FTA	Off	Def	Tot								
00	Sheehey, Will	f	5-14	2-7	1-2	0	4	4	3	13	0	1	0	0	38
05	Williams, Troy	f	7-12	2-2	2-4	3	3	6	1	18	0	3	0	1	24
13	Etherington, Austin	f	0-1	0-0	0-0	0	2	2	0	0	1	0	0	0	5
24	Howard, Jeff	f	0-1	0-0	1-2	1	0	1	2	1	0	0	0	0	9
11	Ferrell, Kevin (Yogi)	g	4-14	1-10	1-2	2	6	8	3	10	2	0	0	1	37
10	Gordon, Evan	g	0-2	0-1	2-2	0	2	2	2	2	4	1	1	0	21
12	Mosquera-Perea, H.	g	0-1	0-0	0-0	1	1	2	1	0	0	0	0	0	10
15	Davis, Devin	g	3-5	0-0	1-1	2	1	3	1	7	0	0	1	0	15
02	Robinson, Stanford	g	2-8	0-1	3-4	1	1	2	1	7	1	1	1	1	27
33	Hollowell, Jeremy	g	1-2	0-0	0-0	0	2	2	4	2	0	1	0	0	14
Team						4	1	5							
Totals			22-60	5-21	11-17	14	23	37	18	60	11	10	3	3	200

FG % 1st Half: 9-24 37.5% 2nd half: 13-36 36.1% Game: 22-60 36.7%
 3FG % 1st Half: 1-9 11.1% 2nd half: 4-12 33.3% Game: 5-21 23.8%
 FT % 1st Half: 7-10 70.0% 2nd half: 4-7 57.1% Game: 11-17 64.7%

Officials: Lamont Simpson, Mike Sanzere, John Higgins
 Technical fouls: Nebraska-None. Indiana-None.
 Attendance: 17472

Score by periods	1st	2nd	Total
Nebraska	34	36	70
Indiana	26	34	60

Points	In	Off	2nd	Fast	Bench
	Paint	T/O	Chance	Break	
NEB	24	8	15	6	21
IND	26	13	11	8	18

Last FG - NEB 2nd-01:55, IND 2nd-00:35.
 Largest lead - NEB by 11 1st-05:10, IND None.
 Score tied - 1 time.
 Lead changed - 0 times.

GAME 30 NEBRASKA 77, NO. 9 WISCONSIN 68

03/09/14 6:36 p.m. at Pinnacle Bank Arena (Lincoln, Neb.)

Wisconsin 68 • 25-6, 12-6

##	Player	Total		3-Ptr		Rebounds			PF	TP	A	TO	Blk	Stl	Min
		FG-FGA	FG-FGA	FT-FTA	Off	Def	Tot								
15	Dekker, Sam	f	3-9	0-1	0-0	0	2	2	1	6	1	0	0	0	24
44	Kaminsky, Frank	f	5-14	2-6	2-4	3	5	8	4	14	3	1	4	0	26
01	Brust, Ben	g	4-10	2-6	0-0	0	4	4	1	10	0	2	0	0	38
12	Jackson, Traevon	g	2-6	2-2	2-3	2	3	5	4	8	4	4	0	0	26
21	Gasser, Josh	g	2-6	2-3	5-6	3	6	9	1	11	5	0	0	0	37
10	Hayes, Nigel	g	5-6	0-0	2-7	1	1	2	5	12	1	3	1	1	19
13	Dukan, Dujie	g	3-5	1-2	0-1	1	1	2	2	7	0	0	1	0	13
24	Koenig, Bronson	g	0-0	0-0	0-0	0	0	0	0	0	0	1	0	0	13
30	Brown, Vitto	g	0-0	0-0	0-0	0	1	1	0	0	0	0	0	0	4
Team						1	1	2							
Totals			24-56	9-20	11-21	11	24	35	18	68	14	11	6	1	200

FG % 1st Half: 13-24 54.2% 2nd half: 11-32 34.4% Game: 24-56 42.9%
 3FG % 1st Half: 5-9 55.6% 2nd half: 4-11 36.4% Game: 9-20 45.0%
 FT % 1st Half: 4-7 57.1% 2nd half: 7-14 50.0% Game: 11-21 52.4%

Nebraska 77 • 19-11, 11-7

##	Player	Total		3-Ptr		Rebounds			PF	TP	A	TO	Blk	Stl	Min
		FG-FGA	FG-FGA	FT-FTA	Off	Def	Tot								
05	Petteway, Terran	f	7-16	1-3	11-14	1	9	10	2	26	2	2	0	0	33
35	Pitchford, Walter	f	5-7	3-5	2-4	0	5	5	4	15	0	0	1	1	29
00	Plebster, Tai	g	0-2	0-0	0-0	0	1	1	0	1	0	0	0	1	9
15	Gallegos, Ray	g	2-4	2-3	0-0	0	3	3	0	6	2	0	0	1	38
31	Shields, Shavon	g	10-17	0-0	6-7	0	3	3	2	26	2	1	0	0	36
02	Rivers, David	g	0-0	0-0	0-0	0	0	0	1	0	0	0	1	0	13
03	Parker, Benny	g	2-4	0-0	0-0	0	1	1	4	4	2	0	0	2	31
21	Smith, Leslee	g	0-0	0-0	0-0	0	2	2	3	0	0	1	1	0	11
Team						2	4	6							
Totals			26-50	6-11	19-25	3	28	31	17	77	9	5	2	6	200

FG % 1st Half: 15-28 53.6% 2nd half: 11-22 50.0% Game: 26-50 52.0%
 3FG % 1st Half: 3-7 42.9% 2nd half: 3-4 75.0% Game: 6-11 54.5%
 FT % 1st Half: 0-0 0.0% 2nd half: 19-25 76.0% Game: 19-25 76.0%

Officials: Jim Burr, Larry Sciroto, Chris Beaver
 Technical fouls: Wisconsin-None. Nebraska-None.
 Attendance: 15998

Score by periods	1st	2nd	Total
Wisconsin	35	33	68
Nebraska	33	44	77

Points	In	Off	2nd	Fast	Bench
	Paint	T/O	Chance	Break	
WIS	28	2	8	0	19
NEB	28	17	5	4	4

Last FG - WIS 2nd-00:25, NEB 2nd-02:16.
 Largest lead - WIS by 7 2nd-19:07, NEB by 10 2nd-02:16.
 Score tied - 5 times.
 Lead changed - 10 times.

GAME 31 NO. 24 OHIO STATE 71, NEBRASKA 67 (BIG TOURNAMENT)

03/14/14 2:27 pm at Bankers Life Fieldhouse-Indianapolis, IN

Ohio State 71 • 25-8

##	Player	Total			3-Ptr			Rebounds			PF	TP	A	TO	Blk	Stl	Min
		FG-FGA	FT-FTA	3P-FGA	3P-FTA	Off	Def	Tot									
04	Craft, Aaron	* 2-7	0-1	2-2	3	3	6	3	6	0	1	1				37	
10	Ross, LaQuinton	* 9-18	1-5	7-9	2	11	13	4	26	0	5	0	2			34	
12	Thompson, Sam	* 3-8	0-2	1-3	0	2	2	2	7	0	0	1	0			25	
23	Williams, Amir	* 4-5	0-0	0-2	5	0	5	3	8	0	2	2	0			19	
32	Smith Jr., Lenzelle	* 1-4	1-4	0-0	0	5	5	3	3	1	1	0	0			22	
02	Loving, Marc	0-0	0-0	0-0	0	0	0	0	0	0	0	0	0			3	
03	Scott, Shannon	3-4	1-2	2-4	2	2	4	2	9	5	5	0	1			30	
03	Della Valle, Amedeo	3-7	1-4	5-8	1	5	6	2	12	0	0	3	2			21	
55	McDonald, Trey	0-2	0-0	0-0	1	0	1	2	0	0	2	0	0			9	
	Team				0	1	1										
	Totals	25-55	4-18	17-28	14	29	43	21	71	12	15	7	6	7	6	200	

FG % 1st Half: 12-24 50.0% 2nd half: 13-31 41.9% Game: 25-55 45.5% Deadball Rebounds 4
 3FG % 1st Half: 1-8 12.5% 2nd half: 3-10 30.0% Game: 4-18 22.2%
 FT % 1st Half: 3-5 60.0% 2nd half: 14-23 60.9% Game: 17-28 60.7%

Nebraska 67 • 19-12

##	Player	Total			3-Ptr			Rebounds			PF	TP	A	TO	Blk	Stl	Min
		FG-FGA	FT-FTA	3P-FGA	3P-FTA	Off	Def	Tot									
00	Webster, Tai	* 0-2	0-2	0-0	0	0	0	3	0	1	1	0	0			13	
02	Rivers, David	* 3-7	0-0	2-3	3	6	9	2	8	1	0	0	1			33	
05	Petteway, Terran	* 6-14	1-4	7-8	1	4	5	5	20	0	3	0	2			31	
31	Shields, Shavon	* 3-9	0-1	6-7	1	5	6	4	15	4	3	0	1			35	
35	Pitchford, Walter	* 5-11	3-7	2-2	1	4	5	3	12	1	0	2	0			32	
03	Parker, Benny	2-5	0-0	0-0	0	2	2	4	4	2	1	0	2			23	
04	Hawkins, Nathan	0-0	0-0	0-0	0	0	0	1	0	0	0	0	0			0+	
15	Gallegos, Ray	3-8	2-6	0-0	1	2	3	2	8	0	0	0	0			25	
21	Smith, Leslee	0-4	0-0	0-0	1	0	1	2	0	0	1	0	1			8	
	Team				3	0	3										
	Totals	22-60	6-20	17-20	11	23	34	26	67	9	11	2	7	200			

FG % 1st Half: 12-32 37.5% 2nd half: 10-28 35.7% Game: 22-60 36.7% Deadball Rebounds 1
 3FG % 1st Half: 5-13 38.5% 2nd half: 1-7 14.3% Game: 6-20 30.0%
 FT % 1st Half: 2-3 66.7% 2nd half: 15-17 88.2% Game: 17-20 85.0%

Officials: Mike Sanzere, Jim Burr & Bill Ek
 Technical fouls: Ohio State-Ross, LaQuinton, Nebraska-None.
 Attendance: Session III Attendance: 18,596 (sellout)

Score by periods	1st	2nd	Total
Ohio State	28	43	71
Nebraska	31	36	67

	In	Off	2nd	Fast	Bench
Points	Paint	T/O	Chance	Break	
OSU	36	11	16	10	21
NEB	14	13	6	5	12

Last FG - OSU 2nd-00:17, NEB 2nd-04:14.
 Largest lead - OSU by 8 1st-14:57, NEB by 18 2nd-13:45.

Score tied - 3 times.
 Lead changed - 2 times.

GAME 32 NO. 23 BAYLOR 74, NEBRASKA 60 (NCAA TOURNAMENT)

3/21/14 11:41 am at San Antonio, Texas (AT&T Center)

Nebraska 60 • 19-13

##	Player	Total			3-Ptr			Rebounds			PF	TP	A	TO	Blk	Stl	Min
		FG-FGA	FT-FTA	3P-FGA	3P-FTA	Off	Def	Tot									
02	Rivers, David	f 2-3	0-0	0-0	0	1	1	5	4	1	2	2	2			29	
05	Petteway, Terran	f 5-15	0-7	8-10	1	2	3	4	18	1	4	1	2			33	
35	Pitchford, Walter	f 0-3	0-2	0-0	0	5	5	3	0	1	2	0	0			28	
00	Webster, Tai	g 0-2	0-2	0-1	2	2	4	3	0	1	0	0	0			11	
31	Shields, Shavon	g 7-13	1-1	1-4	1	4	5	16	1	1	1	0	1			37	
03	Parker, Benny	2-3	0-0	1-1	0	2	2	2	5	0	0	0	1			15	
04	Hawkins, Nathan	0-0	0-0	0-0	0	0	0	1	0	0	0	0	0			1	
15	Gallegos, Ray	6-13	3-9	0-0	0	2	2	1	15	2	2	0	2			35	
21	Smith, Leslee	1-2	0-0	0-0	1	1	2	5	2	0	0	1	1			11	
	Team				0	1	1										
	Totals	23-54	4-21	10-16	5	20	25	31	60	7	11	7	9	200			

FG % 1st Half: 6-26 23.1% 2nd half: 17-28 60.7% Game: 23-54 42.6% Deadball Rebounds 4.2
 3FG % 1st Half: 0-11 0.0% 2nd half: 4-10 40.0% Game: 4-21 19.0%
 FT % 1st Half: 4-9 44.4% 2nd half: 6-7 85.7% Game: 10-16 62.5%

Baylor 74 • 25-11

##	Player	Total			3-Ptr			Rebounds			PF	TP	A	TO	Blk	Stl	Min
		FG-FGA	FT-FTA	3P-FGA	3P-FTA	Off	Def	Tot									
00	O'Neale, Royce	f 1-4	0-1	1-2	2	8	10	1	3	4	1	0	1			35	
24	Jefferson, Cory	f 6-12	0-1	4-6	2	4	6	3	16	1	2	1	1			28	
31	Austin, Isaiah	c 2-3	1-1	8-10	1	6	7	2	13	0	1	1	1			22	
01	Chery, Kenny	g 2-7	0-1	4-4	0	1	1	4	8	1	4	0	0			21	
05	Heslip, Brady	g 1-7	0-6	10-10	0	0	0	1	12	1	0	0	1			31	
02	Gathers, Rico	4-5	0-0	3-6	0	6	6	2	11	0	2	0	0			23	
04	Franklin, Gary	1-3	1-3	5-6	1	2	3	1	8	2	2	0	2			29	
13	Heard, John	0-0	0-0	0-0	0	0	0	1	0	0	0	0	0			0+	
20	Lowery, Logan	0-0	0-0	0-0	0	0	0	0	0	0	0	0	0			0+	
24	Wainwright, Ish	0-0	0-0	0-0	0	0	0	0	0	0	0	0	0			0+	
35	Prince, Taurean	0-1	0-0	3-4	1	1	2	1	3	0	0	0	0			11	
	Team				2	0	2										
	Totals	17-42	2-13	38-48	9	28	37	16	74	9	12	2	7	200			

FG % 1st Half: 7-21 33.3% 2nd half: 10-21 47.6% Game: 17-42 40.5% Deadball Rebounds 4
 3FG % 1st Half: 1-6 16.7% 2nd half: 1-7 14.3% Game: 2-13 15.4%
 FT % 1st Half: 14-20 70.0% 2nd half: 24-28 85.7% Game: 38-48 79.2%

Officials: Karl Hess, Brian Dorsey, Tim Clougherty
 Technical fouls: Nebraska-TEAM 2, Baylor-None.
 Attendance: 12895
 2014 NCAA Division I Men's Basketball Championship - West Region Second Round

Score by periods	1st	2nd	Total
Nebraska	16	44	60
Baylor	29	45	74

	In	Off	2nd	Fast	Bench
Points	Paint	T/O	Chance	Break	
NEB	32	15	2	11	22
BU	24	9	10	2	22

Last FG - NEB 2nd-01:13, BU 2nd-02:39.
 Largest lead - NEB by 2 1st-19:42, BU by 21 2nd-09:10.

Score tied - 1 time.
 Lead changed - 1 time.



David Rivers had eight points and a career-high nine rebounds against Ohio State in the Big Ten Tournament.

RECORDS



ERIC PIATKOWSKI

NEBRASKA ALL-TIME SCORING CHART

CAREER POINTS (TOP 60 SCORERS)

Rank	Player, Seasons	G	FG-FGA (Pct.)	FT-FTA (Pct.)	Points (3pt.)	Avg.
1.	Dave Hoppen, 1983-84-85-86	111	804-1,341 (.600)	559-724 (.772)	2,167	19.5
2.	Eric Piatkowski, 1991-92-93-94	123	676-1,436 (.471)	380-489 (.777)	1,934 (202)	15.7
3.	Jerry Fort, 1973-74-75-76	105	777-1,793 (.433)	328-486 (.675)	1,882	17.9
4.	Andre Smith, 1978-79-80-81	114	673-1,148 (.586)	371-562 (.660)	1,717	15.1
5.	Aleks Maric, 2005-06-07-08	121	589-1,102 (.534)	448-679 (.660)	1,630 (4)	13.5
6.	Jaron Boone, 1993-94-95-96	127	575-1,327 (.433)	274-387 (.708)	1,609 (184)	12.7
7.	Erick Strickland, 1993-94-95-96	127	535-1,219 (.439)	337-434 (.776)	1,586 (179)	12.5
8.	Tyronn Lue, 1996-97-98	99	560-1,255 (.446)	312-396 (.788)	1,577 (145)	15.9
9.	Cookie Belcher, 1997-98-99-2000-01	131	576-1,291 (.446)	255-400 (.638)	1,552 (146)	11.9
10.	Rich King, 1988-89-90-91	124	564-1,000 (.564)	345-510 (.676)	1,475 (2)	11.9
11.	Venson Hamilton, 1996-97-98-99	129	528-1,002 (.527)	360-590 (.610)	1,416	11.0
12.	Carl McPipe, 1976-77-78-79	104	546-1,126 (.485)	208-317 (.656)	1,300	12.5
13.	Tom Baack, 1966-67-68	75	526-1,138 (.462)	247-297 (.832)	1,299	17.3
14.	Stuart Lantz, 1966-67-68	75	488-1,007 (.485)	293-395 (.742)	1,269	16.9
15.	Chuck Jura, 1970-71-72	77	500-910 (.549)	255-427 (.597)	1,255	16.3
16.	Larry Florence, 1997-98-99-2000	123	496-1,150 (.431)	220-325 (.677)	1,223 (11)	9.9
17.	Jack Moore, 1979-80-81-82	105	379-830 (.457)	446-495 (.901)	1,204	11.5
18.	Brian Carr, 1984-85-86-87	123	447-942 (.475)	230-287 (.801)	1,182 (58)	9.6
19.	Brian Banks, 1976-77-78-79	110	471-986 (.478)	208-298 (.698)	1,150	10.5
20.	Marvin Stewart, 1969-70-71	66	435-921 (.472)	268-359 (.747)	1,138	17.2
21.	Clifford Scales, 1988-89-90-91	123	441-902 (.489)	209-272 (.768)	1,136 (45)	9.2
	Carl Hayes, 1990-91-92	90	439-945 (.465)	221-360 (.614)	1,136 (37)	12.6
23.	Ryan Anderson, 2007-08-09-10	122	390-888 (.439)	160-213 (.751)	1,125 (185)	9.2
24.	Cary Cochran, 1999-2000-01-02	119	333-800 (.416)	147-164 (.896)	1,081 (268)	9.1
25.	Herschell Turner, 1958-59-60	72	371-898 (.413)	314-474 (.662)	1,056	14.7
26.	Mikki Moore, 1994-95-96-97	114	374-676 (.553)	235-359 (.655)	986 (3)	8.6
27.	Beau Reid, 1988-89-90-91	102	320-775 (.413)	250-337 (.742)	976 (86)	9.6
28.	Bob Siegel, 1974-75-76-77	101	405-973 (.416)	160-232 (.690)	970	9.6
29.	Tom Scantlebury, 1968-69-70	75	369-835 (.442)	227-303 (.749)	965	12.9
30.	Nate Branch, 1965-66-67	75	367-871 (.421)	224-320 (.700)	958	12.8
31.	Terrance Badgett, 1993-94-95-96	127	395-764 (.517)	141-229 (.616)	953 (22)	7.5
32.	Jamar Johnson, 1992-93-94	87	333-723 (.461)	166-210 (.790)	927 (95)	10.7
33.	Jason Dourisseau, 2003-04-05-06	117	330-726 (.455)	214-380 (.563)	912 (38)	7.8
34.	Jake Muhleisen, 2002-03-04-05	100	319-751 (.425)	178-241 (.739)	911 (95)	9.1
35.	John Turek, 2002-03-04-05	115	352-779 (.452)	194-358 (.545)	901 (2)	7.8
36.	Brandon Ubel, 2010-11-12-13	125	312-646 (.480)	240-299 (.803)	893 (29)	7.1
37.	Rex Ekwall, 1955-56-57	65	296-690 (.429)	288-394 (.731)	880	13.5
38.	Bruce Chubick, 1991-92-93-94	119	303-540 (.561)	264-400 (.660)	878 (8)	7.4
39.	Sek Henry, 2007-08-09-10	128	296-719 (.412)	185-284 (.651)	872 (95)	6.8
40.	Grant Simmons, 1964-65-66	74	305-709 (.430)	239-350 (.683)	849	11.5
41.	Dapreis Owens, 1989-90-91-92	117	329-679 (.484)	187-302 (.619)	845	7.2
42.	Bob Gratopp, 1968-69-70	76	255-608 (.419)	316-400 (.790)	826	10.9
43.	Jim Buchanan, 1950-51-52	69	345-942 (.366)	131-203 (.645)	821	11.9
44.	Bill Johnson, 1952-53-54	65	264-652 (.405)	286-484 (.591)	814	12.5
	Claude Retherford, 1947-48-49	74	318-1,090 (.292)	178-283 (.629)	814	11.0
46.	Bernard Day, 1986-87	63	309-567 (.545)	184-264 (.697)	802	12.7
47.	Brandon Richardson, 2009-12	119	238-569 (.418)	230-278 (.827)	794 (88)	6.7
48.	Ray Gallegos, 2010-14	118	292-816 (.358)	49-79 (.620)	791 (158)	6.7
49.	Stan Cloudy, 1983-84	62	347-672 (.516)	81-119 (.681)	775	12.5
50.	Bus Whitehead, 1948-49-50	72	275-831 (.331)	215-314 (.685)	765	10.6
	Jorge Brian Diaz, 2010-12	81	340-655 (.519)	85-157 (.541)	765	9.4
52.	Nate Johnson, 2003-04	58	263-606 (.434)	186-234 (.795)	762 (50)	13.1
	Fred Seger, 1952-53-54	65	263-724 (.363)	236-360 (.656)	762	11.7
54.	Toney McCray, 2009-12	95	291-644 (.451)	97-148 (.655)	759 (80)	9.0
55.	Larry Cox, 1974-75-76	74	270-432 (.625)	217-297 (.731)	757	10.2
56.	Daryl Petsch, 1962-63-64	69	315-709 (.444)	124-197 (.629)	754	10.9
	Kimani Ffriend, 2000-01	58	267-460 (.580)	212-440 (.482)	746	12.9
58.	Andrew Drevo, 2003-04	60	262-608 (.431)	133-187 (.711)	737 (80)	12.3
59.	Charlie Jones, 1962-63-64	75	300-731 (.410)	135-216 (.625)	735	9.8
60.	Brian Conklin, 2001-02-03-04	119	243-576 (.422)	67-81 (.827)	729 (176)	6.1

*Records kept only since 1948. NOTE: Year listed is for the second half of the season played, i.e., 82 would be for the 1981-82 season.
 () Number in parenthesis following point total indicates number of career 3-point field goals made.

SINGLE-GAME POINTS

(all games over 30 points)

Player	Opponent (Date)	Points
1. Eric Piatkowski	vs. Oklahoma (3/11/94)	42
2. Aleks Maric	Kansas State (2/13/07)	41
3. Rich King	Northern Illinois (2/18/91)	40
	Jerry Fort Missouri (2/22/75)	40
5. Tom Russell	Kansas (2/21/62)	38
6. Aleks Maric	at Iowa State (2/15/06)	37
7. Aleks Maric	Iowa State (2/28/07)	36
	Tyronn Lue Virginia (12/27/97)	36
	W.W. Walsh Crete (1906-07)	36
10. Terran Petteway	Minnesota (1/26/14)	35
	Eric Piatkowski Texas (11/28/93)	35
	Dave Hoppen Southern Colo. (11/29/84)	35
	Herschell Turner vs. Missouri (12/30/59)	35
14. Tyronn Lue	Western Illinois (11/19/97)	34
	Andre Smith E. Washington (12/3/79)	34
	Jerry Fort at Kansas State (1/17/76)	34
	Chuck Jura at Oklahoma St. (1/26/72)	34
	Bill Johnson Missouri (1/18/54)	34
	W.E. Anderson Kansas (3/2/1900)	34
20. Shavon Shields	Illinois (2/12/14)	33
	Eric Piatkowski Kansas (2/23/94)	33
	Dave Hoppen at Oklahoma St. (1/19/85)	33
	Dave Hoppen vs. Calif.-Irvine (12/28/84)	33
	Andre Smith Wisconsin-Oshkosh (1/4/80)	33
	Andre Smith Ala.-Birmingham (12/22/79)	33
	Jerry Fort Missouri (2/16/74)	33
	Chuck Jura Kansas (2/19/72)	33
	Marvin Stewart Nevada (12/14/70)	33
	Tom Baack vs. Marshall (3/13/67)	33
	Fred Hare at Texas (12/18/64)	33
31. Aleks Maric	Missouri (2/13/08)	32
	Eric Piatkowski Oklahoma State (3/2/94)	32
	Dave Hoppen at Montana St. (12/14/85)	32
	Dave Hoppen at Oklahoma (2/6/85)	32
	Dave Hoppen at Colorado State (1/12/85)	32
	Jerry Fort Oklahoma (2/12/75)	32
	Marvin Stewart Iowa State (1/16/71)	32
	Marvin Stewart Iowa State (2/15/69)	32
39. Aleks Maric	Missouri (2/24/07)	31
	Tyronn Lue at Colorado (2/21/98)	31
	Jaron Boone at Colorado (2/8/95)	31
	Rich King Harvard (12/1/89)	31
	Eric Johnson Creighton (11/26/88)	31
	Jerry Fort vs. Oklahoma St. (12/28/73)	31
	Harold Cebrun Wyoming (12/2/63)	31
	Herschell Turner at Missouri (3/2/59)	31
47. Terran Petteway	vs. UMass (11/21/13)	30
	Ray Gallegos at Minnesota (1/29/13)	30
	Aleks Maric IPFW (11/26/07)	30
	Tyronn Lue Colorado (1/11/98)	30
	Tyronn Lue at Iowa State (2/22/97)	30
	Tyronn Lue at Oklahoma (1/25/97)	30
	Tyronn Lue vs. Oregon (11/25/95)	30
	Jaron Boone vs. Oregon (11/25/95)	30
	Dapreis Owens E. Washington (12/21/91)	30
	Eric Johnson Michigan State (11/30/89)	30
	Dave Hoppen South Dakota (12/1/84)	30
	Andre Smith vs. Michigan (3/6/80)	30
	Lee Harris Texas Christian (12/11/72)	30
	Marvin Stewart at Missouri (2/27/71)	30
	Charlie Jones at Texas Tech (12/1/62)	30
	Herschell Turner Detroit (1/31/59)	30
	Herschell Turner vs. Oklahoma St. (12/27/58)	30
	Don Weber vs. Kansas State (12/28/53)	30

SINGLE-GAME POINTS, FRESHMAN

Player	Points	Year	Player	Points	Year	
1. Tyronn Lue	30	1995-96	Jerry Fort	27	1972-73	
2. Shavon Shields	29	2012-13	7. Joe McCray	26	2004-05	
3. Ryan Anderson	29	2006-07	Bob Siegel	26	1973-74	
4. Jamel White	28	2005-06	10. Christian Standhardinger	25	2009-10	
	Erick Strickland	28	1992-93	Dave Hoppen	25	1982-83
6. Dave Hoppen	27	1982-83				

INDIVIDUAL RECORDS

POINTS - GAME

Overall:

42, Eric Piatkowski, vs. Oklahoma,
at Kansas City, March 11, 1994 (B8T)

At Home:

41, Aleks Maric, vs. Kansas State, Feb. 13, 2007

Away:

37, Aleks Maric, at Iowa State, Feb. 15, 2006

Neutral:

42, Eric Piatkowski, vs. Oklahoma,
at Kansas City, March 11, 1994 (B8T)

Half:

24, Aleks Maric, vs. Missouri, Feb. 13, 2008 (2nd)
24, Tyronn Lue, vs. Virginia, Dec. 27, 1997 (2nd)
24, Dave Hoppen, vs. South Dakota, Dec. 1, 1984 (1st)
24, Jerry Fort, vs. Missouri, Feb. 22, 1975 (2nd)

Losing Effort:

38, Tom Russell, vs. Kansas, Feb. 21, 1962

Freshman:

30, Tyronn Lue, vs. Oregon, Nov. 25, 1995

Sophomore:

37, Aleks Maric, at Iowa State, Feb. 15, 2006

Junior:

41, Aleks Maric, vs. Kansas State, Feb. 13, 2007

Senior:

42, Eric Piatkowski, vs. Oklahoma,
at Kansas City, March 11, 1994 (B8T)

Two Players:

65, Eric Piatkowski (42) and Bruce Chubick (23),
vs. Oklahoma, at Kansas City,
March 11, 1994 (B8T)

By Opponent:

46, Wilt Chamberlain, at Kansas, Feb. 8, 1958
46, Joe Scott, at Missouri, March 6, 1961
46, George Stone, Marshall, March 13, 1967 (NIT)

By Opponent, Half:

28, Jim McKean, Washington St., Dec. 12, 1966

By Opponent, Two Players:

70, George Stone (46) and Danny D'Antoni (24),
Marshall, March 13, 1967 (NIT)

POINTS - SEASON

Overall:

704, Dave Hoppen, 1984-85 (30 games)

Conference:

349, Tyronn Lue, 1997-98 (16 games)

Average:

23.5, Dave Hoppen, 1984-85 (704 in 30 games)

Conference Average:

23.0, Dave Hoppen, 1984-85 (322 in 14 games)

Freshman:

445, Dave Hoppen, 1982-83 (32 games)

Sophomore:

603, Tyronn Lue, 1996-97 (32 games)

Junior:

704, Dave Hoppen, 1984-85 (30 games)

Senior:

646, Eric Piatkowski, 1993-94 (31 games)

20-Point-or-Better Scoring Games:

21, Dave Hoppen, 1984-85

Consecutive 20-Point-or-Better Scoring Games:

10, Dave Hoppen, 1984-85

Consecutive Double-Figure Scoring Games

by a Freshman:

9, Joe McCray, Dec. 18, 2004 to Jan. 22, 2005
and Feb. 8 to March 10, 2005

POINTS - CAREER

Overall:

2,167, Dave Hoppen, 1983-86 (111 games)

Conference:

1,055, Jerry Fort, 1973-76 (56 games)

Average:

19.5, Dave Hoppen, 1983-86
(2,167 in 111 games)

Conference Average:

20.3, Dave Hoppen, 1983-86
(975 in 48 games)

20-Point-or-Better Scoring Games:

56, Dave Hoppen, 1983-86

Consecutive Games in Double Figures:

84, Dave Hoppen, March 11, 1983 to Feb. 1, 1986

FIELD GOALS - GAME

Made:

16, Marvin Stewart, vs. Nevada,
Dec. 14, 1970 (24 attempts)

Conference Made:

15, Aleks Maric, vs. Iowa State, Feb. 28, 2007
15, Jerry Fort, three times

Attempted:

34, by several players

No Misses:

9, Chuck Jura, vs. Iowa, Dec. 5, 1970
9, Dave Hoppen, vs. S. Illinois, Nov. 26, 1985
9, Venson Hamilton, vs. Iowa St., Feb. 3, 1996
9, Mikki Moore at Nevada, March 18, 1997 (NIT)
9, Ade Dagunduro vs. UMBC, Dec. 23, 2008

No Misses, Conference Game:

9, Venson Hamilton, vs. Iowa St., Feb. 3, 1996

Consecutive Made (Multiple Games):

15, Ade Dagunduro, Dec. 20 to Dec. 30, 2008 (3 games)

Opponent Made:

20, George Stone, Marshall,
March 13, 1967 (NIT, 38 attempts)

Opponent Attempted:

38, George Stone, Marshall,
March 13, 1967 (NIT, 20 made)

Opponent Made, No Misses:

11, Lanny Van Eman, at Wichita St., Dec. 4, 1961

FIELD GOALS - SEASON

Made:

270, Dave Hoppen, 1984-85 (418 attempts)

Conference Made:

132, Jerry Fort, 1974-75 (294 attempts)

Attempted:

547, Tyronn Lue, 1997-98 (240 made)

Conference Attempted:

294, Jerry Fort, 1974-75 (132 made)

Percentage*:

.672, Larry Cox, 1975-76 (133-198)

Conference Percentage*:

.648, Dave Hoppen, 1984-85 (127-196)

Freshman Percentage:

.563, Mike Naderer, 1977-78 (63-112)

*Minimum 5 attempts per team game

FIELD GOALS - CAREER

Made:

804, Dave Hoppen, 1983-86 (1,341 attempts)

Conference Made:

438, Jerry Fort, 1973-76 (1,018 attempts)

Attempted:

1,793, Jerry Fort, 1973-76 (777 made)

Conference Attempted:

1,018, Jerry Fort, 1973-76 (438 made)

Percentage*:

.625, Larry Cox, 1974-76 (270-432)

Conference Percentage**:

.619, Larry Cox, 1974-76 (159-257)

*Minimum 400 attempts; **Minimum 200 attempts

3-PT. FIELD GOALS - GAME

Made:

8, Cary Cochran, vs. Baylor, Feb. 27, 2002 (13 att.)



Nebraska's all-time leading scorer and the only player in school history with more than 2,000 career points, Dave Hoppen was the first Husker player to have his jersey (42) retired.

Conference Made:

8, Cary Cochran, vs. Baylor, Feb. 27, 2002 (13 att.)

Attempted:

16, Ray Gallegos, at Michigan, Jan. 9, 2013 (4 made)

Percentage*:

1.000, Ryan Anderson (5-5),
at Rutgers, Dec. 2, 2006

1.000, Brian Conklin (5-5),
vs. Missouri, Feb. 7, 2004

1.000, Cary Cochran (5-5),
at Missouri, Jan. 6, 2001

Conference Percentage*:

1.000, Brian Conklin (5-5),
vs. Missouri, Feb. 7, 2004

1.000, Cary Cochran (5-5),
at Missouri, Jan. 6, 2001

Opponent Made:

8, Obi Muonelo, Oklahoma State,
March 5, 2007 (11 att.)

8, Josh Carter, Texas A&M,
Feb. 10, 2007 (11 att.)

8, Devin Brown, UT-San Antonio,
Nov. 28, 2001 (13 att.)

8, Eric Martin, at Oklahoma, Jan. 20, 1999 (10 att.)

8, Jerald Brown, Texas A&M,
Jan. 11, 1997 (10 att.)

8, Randy Rutherford, Oklahoma State,
Feb. 1, 1995 (14 att.)

8, Dave Sieger, at Oklahoma,
Feb. 21, 1987 (13 att.)

Opponent Attempted:

17, Dominick Young, at Fresno State,
March 22, 1996 (5 made)

Opponent, No Misses:

6, Craig Michaelis, at Miami (Ohio),
Nov. 27, 1989

*Minimum 5 attempts

3-PT. FIELD GOALS - SEASON

Made:

89, Cary Cochran, 2001-02 (207 att.)

Conference Made:

53, Cary Cochran, 2001-02 (121 att.)

Freshman Made:

80, Joe McCray, 2004-05 (226 att.)

Attempted:

271, Ray Gallegos, 2012-13 (83 made)

Conference Attempted:

166, Ray Gallegos, 2012-03 (49 made)

Percentage*:

.559, Brian Conklin, 2003-04 (66-118)

Conference Percentage*:

.617, Brian Conklin, 2003-04 (37-60)

Freshman Percentage*:

.463, Jay-R Strowbridge, 2006-07 (25-54)

Consecutive Games 3-Point Goal Scored:

35, Cary Cochran, Dec. 20, 2000 to Jan. 5, 2002

*Minimum 1.5 attempts per team game

3-PT. FIELD GOALS - CAREER

Made:

268, Cary Cochran, 1999-02 (630 att.)

Conference Made:

156, Cary Cochran, 1999-02 (356 att.)

Attempted:

630, Cary Cochran, 1999-02 (268 made)

Conference Attempted:

356, Cary Cochran, 1999-02 (156 made)

Percentage:

.431, Brian Conklin, 2001-04 (173-401)

Conference Percentage:

.463, Henry T. Buchanan, 1987-88 (38-82)

FREE THROWS - GAME

Made:

18, David Ponce, at Creighton, Dec. 4, 1982 (19 att.)

Conference Made:

16, Tom Russell, vs. Kansas, Feb. 21, 1962 (17 att.)

Attempted:

25, Aleks Maric, vs. Kansas State, Feb. 13, 2007
(15 made)

Conference Attempted:

25, Aleks Maric, vs. Kansas State, Feb. 13, 2007
(15 made)

No Misses:

15, Shavon Shields, vs. Illinois, Feb. 12, 2014

15, Jack Moore, vs. Oklahoma St., Feb. 10, 1982

Opponent Made:

18, Wilt Chamberlain, at Kansas, Feb. 8, 1958 (23 att.)

Opponent Attempted:

23, Wilt Chamberlain, at Kansas, Feb. 8, 1958
(18 made)

Opponent Made, No Misses:

15, Kyle Randall, Central Michigan, Dec. 22, 2012

15, John Crawford, Iowa State, at Kansas City
Dec. 29, 1956 (Holiday Tournament)

FREE THROWS - SEASON

Made:

184, Jack Moore, 1979-80 (211 att.)

Conference Made:

93, Terran Petteway, 2013-14 (118 att.)

Attempted:

227; Kimani Ffriend, 1999-00 (115 made)

Conference Attempted:

132; Aleks Maric, 2006-07 (88 made)

Percentage*:

.939, Jack Moore, 1981-82 (123-131)

Conference Percentage*:

.938, Jack Moore, 1981-82 (60-64)

Freshman Percentage*:

.837, Eric Piatkowski, 1990-91 (72-86)

Consecutive Made:

39, Jack Moore, Jan. 27 to Feb. 15, 1982

*Minimum 2 attempts per team game

FREE THROWS - CAREER

Made:

559, Dave Hoppen, 1983-86 (724 att.)

Conference Made:

267, Dave Hoppen, 1983-86 (338 att.)

Attempted:

724, Dave Hoppen, 1983-86 (559 made)

Conference Attempted:

371, Aleks Maric, 2005-08 (254 made)

Percentage*:

.901, Jack Moore, 1979-82 (446-495)

Conference Percentage*:

.877, Jack Moore, 1979-82 (185-211)

*Minimum 200 attempts

REBOUNDS - GAME

Rebounds:

26, Bill Johnson, vs. Iowa State, Jan. 4, 1954

Half:

15, Carl McPipe, vs. California-Davis,
Dec. 16, 1977 (1st)

Two Players:

39, Leroy Chalk (20) and Chuck Jura (19),
vs. Colorado, March 6, 1971

Opponent:

24, Bill Bridges, Kansas, twice

24, Andy Hopson, at Oklahoma St., Jan. 26, 1974

Opponent Two Players:

39, Dave DeBusschere (23) and
Charlie North (16) at Detroit, Dec. 17, 1960

REBOUNDS - SEASON

Overall:

335, Aleks Maric, 2007-08 (33 games)

335, Venson Hamilton, 1998-99 (33 games)

Conference:

186, Aleks Maric, 2007-08 (16 games)

Freshman:

169, Aleks Maric, 2004-05 (27 games)

Average:

11.7, Chuck Jura, 1971-72 (305 in 26 games)

Conference Average:

11.6, Aleks Maric, 2007-08 (186 in 16 games)



Eric Piatkowski helped Nebraska to four straight NCAA Tournament appearances in the early 1990s and posted 1,934 career points to rank second on the Nebraska scoring chart.



Brian Carr holds the Husker career assist record with 682 and is more than 200 assists ahead of second place.

REBOUNDS - CAREER

Overall:
1,080, Venson Hamilton, 1996-99 (129 games)
Conference:
574, Aleks Maric, 2005-08 (64 games)
Average:
10.4, Rex Ekwall, 1955-57 (679 in 65 games)
Conference Average:
10.5, Leroy Chalk, 1969-71 (442 in 42 games)

ASSISTS - GAME

Assists:
18, Brian Carr, at Evansville, Jan. 3, 1985
Conference*:
13, Brian Carr, vs. Missouri, Jan. 28, 1987
Half:
10, Brian Carr, at Evansville, Jan. 3, 1985 (2nd)
10, Charles Richardson Jr., at Rutgers,
Dec. 2, 2006 (2nd)

Opponent:

18, Tom Kivisto, Kansas, at Kansas City,
Dec. 29, 1973 (Big Eight Holiday Tournament)

*Note: Carr had 14 assists at Kansas in a Big Eight Tournament game, March 5, 1985.

ASSISTS - SEASON

Assists:
237, Brian Carr, 1984-85 (30 games)
Conference:
113, Brian Carr, 1984-85 (14 games)
Freshman:
144, Tyronn Lue, 1995-96 (35 games)
Average:
7.90, Brian Carr, 1984-85 (237 in 30 games)
Conference Average:
8.10, Brian Carr, 1984-85 (113 in 14 games)

ASSISTS - CAREER

Assists:
682, Brian Carr, 1984-87 (123 games)
Conference:
297, Brian Carr, 1984-87 (56 games)
Average:
5.54, Brian Carr, 1984-87 (682 in 123 games)

Conference Average:

5.30, Brian Carr, 1984-87 (297 in 56 games)
Note: Assist records available only since 1974.

STEALS - GAME

Steals:
8, Greg Downing, vs. UMKC, Dec. 8, 1982
8, Cookie Belcher, at Texas Tech, Feb. 20, 1999
8, Venson Hamilton, vs. Texas Tech,
March 4, 1999 (B12T)
8, Cookie Belcher, vs. Oklahoma St., Feb. 7, 2001
Conference:
8, Cookie Belcher, at Texas Tech, Feb. 20, 1999
8, Cookie Belcher, vs. Oklahoma St., Feb. 7, 2001
Opponent:
8, Alvin Robertson, at Arkansas, Jan. 3, 1983
8, Dominick Young, at Fresno St., March 22, 1996
8, Jose Winston, Colorado, Jan. 23, 1999

STEALS - SEASON

Steals:
102, Cookie Belcher, 1998-99 (32 games)
Freshman:
87, Cookie Belcher, 1996-97 (33 games)

STEALS - CAREER

Steals:
353, Cookie Belcher, 1997-2001 (131 games)
Conference:
163, Cookie Belcher, 1997-2001 (64 games)
Note: Steal statistics available only since 1978.

BLOCKS - GAME

Blocks:
9, Mikki Moore, vs. Coppin State, Dec. 6, 1996
Conference:
7, Rich King, at Oklahoma State, Jan. 20, 1990
7, Kimani Ffriend, at Kansas St., Jan. 30, 2001
7, John Turek, vs. Colorado, March 2, 2005
Opponent:
8, Walter Downing, DePaul, March 28, 1983 (NIT)
8, John Flippen, Baylor, March 9, 2000 (B12)

BLOCKS - SEASON

Blocks:
91, Derrick Chandler, 1991-92 (29 games)
Conference:
43, Venson Hamilton, 1998-99 (16 games)
Freshman:
41, Jorge Brian Diaz, 2009-10 (33 games)

BLOCKS - CAREER

Blocks:
241, Venson Hamilton, 1996-99 (129 games)
Conference:
106, Venson Hamilton, 1996-99 (59 games)
Note: Blocked shot statistics available only since 1978.

MINUTES PLAYED - GAME

Minutes Played:
60, Jack Moore and Andre Smith,
vs. UAB, Dec. 22, 1979 (40T)

PLAYING TIME - SEASON

Games Played:
35, Terrance Badgett, Bernard Garner,
Tyronn Lue, Mikki Moore, Erick Strickland, 1995-96
Games Started:
34, Beau Reid, Clifford Scales, 1990-91
34, Jaron Boone, Bernard Garner, Tyronn Lue,
Erick Strickland, 1995-96

Minutes Played:

1,237, Ray Gallegos, 2012-13 (33 games)
Conference Minutes Played:
694, Ray Gallegos, 2012-13 (18 games)
Minutes Played Per Game:
38.5, Dave Hoppen, 1984-85 (1,155 in 30 games)
Conference Minutes Played Per Game:
39.1, Dave Hoppen, 1984-85 (548 in 14 games)

PLAYING TIME - CAREER

Games Played:
131, Cookie Belcher, 1997-2001
Consecutive Games Played:
128, Sek Henry, 2007-10
Games Started:
128, Cookie Belcher, 1997-2001 (131 games)
Consecutive Games Started:
111, Dave Hoppen, 1983-86
Minutes Played:
4,095, Cookie Belcher, 1997-2001 (131 games)
Conference Minutes Played:
2,004, Cookie Belcher, 1997-2001 (64 games)
Minutes Played Per Game, Four-Year Career:
33.4, Dave Hoppen, 1983-86 (3,711 in 111 games)
Minutes Played Per Game, Three-Year Career:
34.5, Andre Smith, 1979-81 (2,901 in 84
games; minutes not available for Smith's
freshman year, 1978)
Minutes Played Per Game, Two-Year Career:
33.3, Stan Cloudy, 1983-84 (2,066 in 62 games)
Conference Minutes Played Per Game:
35.5, Tyronn Lue, 1996-98 (1,633 in 46 games)

TEAM RECORDS

POINTS - GAME

Overall:
117, vs. Oklahoma (113), at Kansas City, Mo., March 8, 1991 (OT, B8T); vs. Harvard (79), Dec. 1, 1989

Conference:
111, at Oklahoma (99), Jan. 26, 1991;
at Oklahoma (115), Feb. 14, 1994 (OT)

Home Court:
117, vs. Harvard (79), Dec. 1, 1989

Opponent's Court:
111, at Oklahoma (99), Jan. 26, 1991
111, at Oklahoma (115), Feb. 14, 1994 (OT)

Neutral Court:
117, vs. Oklahoma (113), at Kansas City, Mo., March 8, 1991 (OT, B8T)

First Half:
64, vs. Tennessee Tech, Dec. 14, 1990

Second Half:
66, vs. Oklahoma, Feb. 16, 1991

Both Teams:
230, at Oklahoma (133), Nebraska (97), Feb. 21, 1987
230, Nebraska (117), Oklahoma (113), at Kansas City, Mo., March 8, 1991 (OT, B8T)

Losing Effort:
111, at Oklahoma (115), Feb. 14, 1994 (OT)

Margin of Victory:
74, Nebraska (82), at Crete (8), Jan. 4, 1907

Margin of Defeat:
56, at Kansas (102), Nebraska (46), Feb. 8, 1958

Players Scoring in Double Figures:
8, at Oklahoma, Jan. 26, 1991,
[Tony Farmer (22), Carl Hayes (16), Beau Reid (14), Rich King (12), Jose Ramos (12), Eric Piatkowski (11), Keith Moody (11), Clifford Scales (10)]
8, vs. Appalachian State, Dec. 31, 1994,
[Erick Strickland (21), Jaron Boone (17), Mikki Moore (12), Chris Sallee (12), Tom Wald (11), Melvin Brooks (10), Terrance Badgett (10), Chester Surlis (10)]

Opponent:
133, at Oklahoma (NU 97), Feb. 21, 1987

Opponent, Half:
70, at Oklahoma, Feb. 21, 1987 (2nd)

POINTS - SEASON

Overall:
2,977, 1990-91 (34 games)

Conference:
1,219, 1993-94 (14 games)

Average:
87.6, 1990-91 (2,977 in 34 games)

Conference Average:
87.1, 1993-94 (1,219 in 14 games)

Opponent:
2,672, 1990-91 (34 games)

Opponent, Conference:
1,297, 1989-90 (14 games)

Opponent Average:
86.1, 1989-90 (2,410 points in 28 games)

Opponent Conference Average:
92.6, 1989-90 (1,297 in 14 games)

NU 100-Point Games:
7, 1990-91

Opponent 100-Point Games:

6, 1989-90

FIELD GOALS - GAME

Made:
51, vs. Nevada, Dec. 14, 1970 (81 att.)

Conference Made:
44, vs. Missouri, Jan. 28, 1967 (86 att.)

Attempted:
97, vs. Cal State Fullerton, Dec. 4, 1967 (41 made)

Conference Attempted:
83, vs. Oklahoma, Jan. 25, 1992 (28 made)

Percentage:
.750, vs. Nebraska-Omaha, Jan. 25, 1988 (42-56)

Conference Percentage:
.679, at Kansas, Feb. 5, 1980 (19-28)

Half Percentage:
.840, vs. Nebraska-Omaha, Jan. 25, 1988 (21-25, 1st)

Conference Half Percentage:
.833, vs. Iowa State, Feb. 21, 1985 (15-18, 2nd)

Opponent Made:
50, at Oklahoma, Feb. 21, 1987 (88 att.)

Opponent Attempted:
91, three times, most recently at Southern Utah, Nov. 30, 1991 (39 made)

Opponent Percentage:
.771, Kansas State, at Nebraska, Feb. 3, 1982 (27-35)

Opponent Half Percentage:
.857, Kansas State, at Nebraska, Feb. 3, 1982 (12-14, 1st)

FIELD GOALS - SEASON

Made:
1,081, 1990-91 (2,185 att.)

Conference Made:
439, 1997-98 (976 att.)

Attempted:
2,185, 1990-91 (1,081 made)

Conference Attempted:
976, 1997-98 (439 made)

Percentage:

.514, 1983-84 (786-1,529)

Conference Percentage:
.511, 1982-83 (346-677)

Opponent Percentage:
.521, 1979-80 (856-1,644)

Opponent Conference Percentage:
.530, 1979-80 (366-694)

3-PT. FIELD GOALS - GAME

Made:
18, vs. Kansas, Feb. 24, 2002 (37 att.)

Attempted:
37, vs. Kansas, Feb. 24, 2002 (18 made)

Percentage*:
.750, vs. Texas-Pan American, Dec. 2, 2009 (9-12)

Conference Percentage*:
.667, at Kansas State, Feb. 17, 2010 (14-21)

Opponent Made:
17, at Oklahoma, Feb. 21, 1987 (27 att.)

Opponent Attempted:
37, Baylor, Feb. 14, 1998 (9 made)

Opponent Percentage*:
.765, at Kansas State, Jan. 10, 1987 (13-17)

*Minimum 10 attempts

3-PT. FIELD GOALS - SEASON

Made:
267, 2001-02 (729 att.)

Conference Made:
167, 2001-02 (447 att.)

Attempted:
729, 2001-02 (267 made)

Conference Attempted:
447, 2001-02 (167 made)

Percentage:
.397, 2009-10 (217-547)

Conference Percentage:
.413, 1986-87 (52-126)



Before leaving a year early for the NBA Draft, Tyronn Lue led NU to three postseason tournament appearances. He ranks eighth on the Nebraska career scoring chart and fourth in career assists and was inducted into the Nebraska Basketball Hall of Fame in 2013.

Opponent Percentage:

.423, 1986-87 (143-338)

Opponent Conference Percentage:

.500, 1986-87 (59-118)

FREE THROWS - GAME

Made:

43, vs. Texas, Jan. 3, 1996 (59 att.)

Attempted:

60, vs. Kansas State, Jan. 11, 1954 (36 made)

No Misses:

17, at Oklahoma State, Jan. 31, 1979

No Misses, Half:

17, vs. Oklahoma, at Kansas City, March 8, 1991 (1st, B8T)

Consecutive Made:

25 vs. Oklahoma, at Kansas City, Dec. 28, 1967

Opponent Made:

44, Oklahoma State, at Nebraska, Feb. 14, 1990 (52 att.)

Opponent Attempted:

52, Oklahoma St., at Nebraska, Feb. 14, 1990 (44 made)

Opponent No Misses:

16, at Kansas State, Jan. 26, 1980

FREE THROWS - SEASON

Made:

690, 1990-91 (981 att.)

Conference Made:

301, 1990-91 (417 att.)

Attempted:

981, 1990-91 (690 made)

Conference Attempted:

417, 1990-91 (301 made)

Percentage:

.767, 2011-12 (335-437)

Conference Percentage:

.782, 1993-94 (258-330)

Consecutive Made:

34, 1985-86 (last 13 at Oklahoma, Jan. 29; first 21 at Colorado, Feb. 1)

Opponent Percentage:

.750, 1979-80 (389-519)

Opponent Conference Percentage:

.800, 1979-80 (179-212)

REBOUNDS - GAME

Rebounds:

77, vs. Kansas State, Feb. 18, 1957

Opponent:

77, at Kansas, Feb. 23, 1957

REBOUNDS - SEASON

Rebounds:

1,454, 1990-91 (34 games)

Conference:

655, 1959-60 (14 games)

Average:

48.8, 1959-60 (1,170 in 24 games)

Conference Average:

46.8, 1959-60 (655 in 14 games)

Highest Margin:

+6.6, 1990-91 (42.8-36.2)

Opponent Average:

49.6, 1959-60 (1,191 in 24 games)

ASSISTS - GAME

Assists:

36, vs. Montana State, Dec. 23, 1977

Conference:

31, vs. Iowa State, Feb. 4, 1973

Opponent:

36, at Oklahoma, Feb. 21, 1987

ASSISTS - SEASON

Assists:

696, 1990-91 (34 games)

Conference:

289, 1984-85 (14 games)

Average:

20.5, 1984-85 (615 in 30 games)

Conference Average:

20.6, 1984-85 (289 in 14 games)

Opponent:

579, 1990-91 (34 games)

Opponent Conference:

309, 1989-90 (14 games)

Note: Assist statistics available only since 1974.

TURNOVERS - GAME

Fewest:

2, vs. Purdue, Jan. 16, 2013

Most:

31, at Creighton, Dec. 11, 2005

Fewest by Opponent:

4, Missouri, March 10, 2010 (B12T)
4, Western Kentucky, March 14, 1986 (NCAA)
4, at Evansville, Jan. 3, 1985

Most by Opponent:

35, Denver, at Nebraska, Nov. 26, 1982

TURNOVERS - SEASON

Fewest:

302, 1981-82 (28 games)

Fewest Conference:

132, 1981-82 (14 games)

Most:

627, 1995-96 (35 games)

Most Conference:

310, 1999-00 (16 games)

Fewest Per Game:

10.7, 2012-13 (352 in 33 games)

Most Per Game:

19.3, 1999-00 (579 in 30 games)

Fewest Opponent:

363, 1985-86 (30 games)

Fewest Opponent Conference:

168, 1984-85 (14 games)

Most Opponent:

618, 1990-91 (34 games)

Most Opponent Conference:

291, 1998-99 (16 games)

Note: Turnover statistics available only since 1978.

BLOCKED SHOTS - GAME

Most:

15, vs. Coppin State, Dec. 6, 1996

Conference:

12, vs. Colorado, March 2, 2005

Opponent:

17, at Iowa State, Jan. 25, 2003

BLOCKED SHOTS - SEASON

Most:

202, 1996-97 (33 games)

Conference:

85, 1996-97 (16 games)

Opponent:

144, 2002-03 (30 games)

Opponent Conference:

95, 2002-03 (16 games)

Note: Blocked shot statistics available only since 1978.

STEALS - GAME

Steals:

23, vs. Texas Tech, March 4, 1999 (B12T)

Conference:

21, vs. Texas, Jan. 10, 1999

Opponent:

20, at Oklahoma, Jan. 14, 1993

STEALS - SEASON

Steals:

359, 1998-99 (33 games)

Conference:

166, 1998-99 (16 games)

Opponent:

327, 1995-96 (35 games)

Opponent Conference:

165, 1991-92 (14 games)

Note: Steal statistics available only since 1978.

GAMES PLAYED - SEASON

Played:

35, 1995-96 (21-14)

Victories:

26, 1990-91 (8 losses)

Conference Victories:

12, 1915-16 (12-0)

12, 1965-66 (12-2)

Home Victories:

17, 2010-11 (2 losses)

17*, 2007-08 (3 losses)

17, 1982-83 (1 loss)

* game at Qwest Center Omaha considered home game

Road Victories:

12, 1990-91 (7 losses)

Percentage:

.933, 1911-12 (14-1)

Conference Percentage:

1.000, 1911-12 (8-0)

1.000, 1912-13 (10-0)

1.000, 1913-14 (7-0)

1.000, 1915-16 (12-0)

Losses:

19, 1962-63 (6 wins); 1999-2000 (11 wins);

2002-03 (11 wins)

Conference Losses:

14, 2009-10 (2 wins); 2011-12 (4 wins)

Home Losses:

9, 1931-32 (1 win); 1962-63 (4 wins)

Road Losses:

13, 1951-52 (0 wins)

13, 1963-64 (1 win)

13, 1999-00 (1 win)

13, 2002-03 (3 wins)

Overtime Games:

4, 1955-56 (won 3)

4, 1979-80 (won 3)

4, 1986-87 (won 4)

4, 1996-97 (won 2)

4, 2007-08 (won 1)

Overtimes, Single Game:

4, Nebraska 92, UAB 84, at Nebraska, Dec. 22, 1979

SINGLE-SEASON RECORDS

POINTS SCORED

1. Dave Hoppen (1985).....	704
2. Tyronn Lue (1998).....	678
3. Eric Piatkowski (1994).....	646
4. Tyronn Lue (1997).....	603
5. Andre Smith (1980).....	600
6. Dave Hoppen (1984).....	598
7. Terran Petteway (2014).....	579
8. Jaron Boone (1995).....	559
9. Aleks Maric (2007).....	556
Marvin Stewart (1971).....	556

SCORING AVERAGE (min. 400 pts.)

	G	Pts.	Avg.
1. Dave Hoppen (1985).....	30	704	23.5
2. Dave Hoppen (1986).....	19	420	22.1
3. Eric Piatkowski (1994).....	30	646	21.5
4. Marvin Stewart (1971).....	26	556	21.4
5. Chuck Jura (1972).....	26	551	21.2
6. Tyronn Lue (1998).....	32	678	21.2
7. Jerry Fort (1975).....	26	525	20.2
8. Dave Hoppen (1984).....	30	598	19.9
9. Andre Smith (1980).....	31	600	19.4
10. Stuart Lantz (1968).....	25	482	19.3

FIELD GOALS MADE

1. Dave Hoppen (1985).....	270
2. Tyronn Lue (1998).....	240
3. Andre Smith (1980).....	237
4. Eric Piatkowski (1994).....	226
5. Dave Hoppen (1984).....	220
Chuck Jura (1972).....	220
7. Jerry Fort (1975).....	218
8. Marvin Stewart (1971).....	215
Tyronn Lue (1997).....	215
10. Jerry Fort (1974).....	207

FIELD GOALS ATTEMPTED

1. Tyronn Lue (1998).....	547
2. Jerry Fort (1975).....	508
3. Jerry Fort (1974).....	484
Jim Buchanan (1952).....	484
5. Tyronn Lue (1997).....	476
6. Eric Piatkowski (1994).....	456
7. Jaron Boone (1995).....	455
8. Jerry Fort (1976).....	452
9. Dylan Talley (2013).....	433
10. Terran Petteway (2014).....	427

FIELD GOAL PCT. (min. 5 att./team game)

	FG-FGA	Pct.
1. Larry Cox (1976).....	133-198	.672
2. Dave Hoppen (1985).....	270-418	.646
3. Kimani Ffriend (2001).....	144-231	.623
4. Dave Hoppen (1986).....	151-245	.616
5. Andre Smith (1980).....	237-388	.611
6. Steffon Bradford (2001).....	155-257	.603
7. Dave Hoppen (1984).....	220-367	.599
8. Chuck Jura (1971).....	181-306	.592
9. Pete Manning (1988).....	111-188	.590
10. Andre Smith (1981).....	185-314	.589

3-POINT FIELD GOALS MADE

1. Cary Cochran (2002).....	89
2. Ray Gallegos (2013).....	83
3. Joe McCray (2005).....	80
4. Cary Cochran (2001).....	78
Tyronn Lue (1998).....	78
6. Jaron Boone (1995).....	70
7. Marcus Perry (2007).....	67
8. Brian Conklin (2004).....	66
9. Brian Conklin (2002).....	65
10. Eric Piatkowski (1994).....	63

3-POINT FIELD GOALS ATTEMPTED

1. Ray Gallegos (2013).....	271
2. Joe McCray (2005).....	226
3. Tyronn Lue (1998).....	209
4. Cary Cochran (2002).....	207
5. Bo Spencer (2012).....	185
6. Jaron Boone (1995).....	182
7. Eric Piatkowski (1994).....	172
8. Jaron Boone (1996).....	167
9. Cary Cochran (2001).....	165
10. Marcus Perry (2007).....	163

3-POINT PCT. (min. 25 made)

	3FG-Att.	Pct.
1. Brian Conklin (2004).....	66-118	.559
2. Cary Cochran (2001).....	78-165	.473
3. Jay-R Strowbridge (2007).....	25-54	.473
4. Clifford Scales (1991).....	26-57	.456
5. Henry T. Buchanan (1987).....	28-62	.452
6. Eshaunte Jones (2010).....	40-92	.435
7. Brian Conklin (2002).....	65-150	.433
8. Ryan Anderson (2007).....	48-111	.432
9. Cary Cochran (2002).....	89-207	.430
10. Ryan Anderson (2010).....	54-126	.429

FREE THROWS MADE

1. Jack Moore (1980).....	184
2. Terran Petteway (2014).....	167
3. Dave Hoppen (1985).....	164
4. Dave Hoppen (1984).....	158
5. Aleks Maric (2007).....	147
6. Bob Gratopp (1969).....	141
7. Tom Russell (1962).....	140
8. Tony Farmer (1991).....	137
9. Aleks Maric (2008).....	136
Stuart Lantz (1968).....	136
Herschell Turner (1959).....	136

FREE THROWS ATTEMPTED

1. Kimani Ffriend (2000).....	221
2. Aleks Maric (2007).....	216
3. Kimani Ffriend (2001).....	213
4. Bill Johnson (1954).....	212
5. Jack Moore (1980).....	211
6. Dave Hoppen (1985).....	210
7. Dave Hoppen (1984).....	208
8. Aleks Maric (2008).....	207
9. Terran Petteway (2014).....	204
10. Venson Hamilton (1999).....	198

FREE THROW PCT. (min. 2 att./game)

	FT-FTA	Pct.
1. Jack Moore (1982).....	123-131	.939
2. Cary Cochran (2002).....	71-77	.9221
3. Jack Moore (1981).....	118-128	.9219
4. Bo Spencer (2012).....	92-105	.876
5. Jack Moore (1980).....	184-211	.872
6. David Ponce (1984).....	67-77	.870
7. Nate Johnson (2004).....	103-119	.866
8. Kent Reckewey (1973).....	35-41	.854
9. Tom Baack (1966).....	92-108	.852
10. Brian Carr (1986).....	79-93	.849

REBOUNDS

1. Aleks Maric (2008).....	335
Venson Hamilton (1999).....	335
3. Venson Hamilton (1998).....	315
4. Chuck Jura (1972).....	305
5. Leroy Chalk (1971).....	290
6. Rich King (1991).....	274
7. Venson Hamilton (1997).....	269
8. Kimani Ffriend (2000).....	263
9. Aleks Maric (2007).....	260
10. Dave Hoppen (1985).....	258

REBOUND AVG. (min. 175 rebounds)

	G	Reb.	Avg.
1. Chuck Jura (1972).....	26	305	11.7
2. Rex Ekwall (1955).....	21	241	11.5
3. Bill Johnson (1954).....	21	236	11.2
4. Leroy Chalk (1971).....	26	290	11.1
5. Rex Ekwall (1956).....	21	224	10.7
6. Aleks Maric (2008).....	33	335	10.2
Venson Hamilton (1999).....	33	335	10.2
8. Leroy Chalk (1969).....	26	257	9.9
9. Venson Hamilton (1998).....	32	315	9.8
10. Leroy Chalk (1970).....	24	235	9.8

ASSISTS

1. Brian Carr (1985).....	237
2. Brian Carr (1986).....	201
3. Charles Richardson Jr. (2007).....	179
4. Brian Carr (1987).....	166
5. Tyronn Lue (1998).....	152
6. Lance Jeter (2011).....	145
Jack Moore (1980).....	145
8. Tyronn Lue (1996).....	144
Cookie Belcher (1999).....	138
10. Tyronn Lue (1997).....	136

ASSISTS PER GAME (min. 100 Assists)

	G	Assists	APG
1. Brian Carr (1985).....	30	237	7.90
2. Brian Carr (1986).....	30	201	6.70
3. Charles Richardson Jr. (2007).....	31	179	5.77
4. Brian Carr (1987).....	33	166	5.03
5. Tyronn Lue (1998).....	32	152	4.75
6. Jack Moore (1980).....	31	145	4.68
7. Jamar Johnson (1992).....	28	130	4.64
8. Lance Jeter (2011).....	32	145	4.53
9. Jamar Johnson (1994).....	28	123	4.39
10. Cookie Belcher (2001).....	30	131	4.37

STEALS

1. Cookie Belcher (1999).....	102
2. Erick Strickland (1995).....	89
3. Cookie Belcher (1997).....	87
4. Cookie Belcher (2001).....	82
5. Cookie Belcher (1998).....	75
6. Eric Johnson (1989).....	68
7. Venson Hamilton (1999).....	67
Brian Carr (1987).....	67
9. Clifford Scales (1991).....	64
10. Tyronn Lue (1998).....	63

BLOCKED SHOTS

1. Derrick Chandler (1992).....	91
2. Mikki Moore (1997).....	88
3. Kimani Ffriend (2000).....	85
4. Venson Hamilton (1999).....	80
5. Kimani Ffriend (2001).....	74
6. Mikki Moore (1996).....	71
7. Rich King (1991).....	68
8. Mikki Moore (1995).....	67
9. Venson Hamilton (1998).....	66
10. Wes Wilkinson (2006).....	61

MINUTES PLAYED

1. Ray Gallegos (2013).....	1,237
2. Dylan Talley (2013).....	1,173
3. Dave Hoppen (1985).....	1,155
4. Tyronn Lue (1997).....	1,150
5. Tyronn Lue (1998).....	1,149
6. Jack Moore (1980).....	1,143
7. Andre Smith (1980).....	1,141
8. Charles Richardson Jr. (2007).....	1,125
9. Brian Carr (1985).....	1,120
10. Jaron Boone (1996).....	1,105

CAREER RECORDS

POINTS

1.	Dave Hoppen (1983-86)	2,167
2.	Eric Piatkowski (1991-94)	1,934
3.	Jerry Fort (1973-76)	1,882
4.	Andre Smith (1978-81)	1,717
5.	Aleks Maric (2005-08)	1,630
6.	Jaron Boone (1993-96)	1,609
7.	Erick Strickland (1993-96)	1,586
8.	Tyronn Lue (1996-98)	1,577
9.	Cookie Belcher (1997-2001)	1,552
10.	Rich King (1988-91)	1,475

SCORING AVERAGE (min. 675 Points)

	G	Pts.	Avg.	
1.	Dave Hoppen (1983-86)	111	2,167	19.5
2.	Jerry Fort (1973-76)	105	1,882	17.9
3.	Tom Baack (1966-68)	75	1,299	17.3
4.	Marvin Stewart (1969-71)	75	1,138	17.2
5.	Stuart Lantz (1969-71)	75	1,269	16.9
6.	Chuck Jura (1970-72)	77	1,255	16.3
7.	Tyronn Lue (1996-98)	99	1,577	15.9
8.	Eric Piatkowski (1991-94)	123	1,934	15.7
9.	Andre Smith (1978-81)	114	1,717	15.1
10.	Herschell Turner (1958-60)	72	1,056	14.7

FIELD GOALS MADE

1.	Dave Hoppen (1983-86)	804
2.	Jerry Fort (1973-76)	777
3.	Eric Piatkowski (1991-94)	676
4.	Andre Smith (1978-81)	673
5.	Aleks Maric (2005-08)	589
6.	Jaron Boone (1993-96)	575
7.	Rich King (1988-91)	564
8.	Tyronn Lue (1996-98)	560
9.	Carl McPipe (1976-79)	546
10.	Erick Strickland (1993-96)	535

FIELD GOALS ATTEMPTED

1.	Jerry Fort (1973-76)	1,793
2.	Eric Piatkowski (1991-94)	1,436
3.	Dave Hoppen (1983-86)	1,341
4.	Jaron Boone (1993-96)	1,327
5.	Tyronn Lue (1996-98)	1,255
6.	Erick Strickland (1993-96)	1,219
7.	Larry Florence (1997-2000)	1,150
8.	Andre Smith (1978-81)	1,148
9.	Tom Baack (1966-68)	1,138
10.	Carl McPipe (1976-79)	1,126

FIELD GOAL PCT. (min. 400 att.)

	FG-FGA	Pct.	
1.	Larry Cox (1974-76)	270-432	.625
2.	Dave Hoppen (1983-86)	804-1,341	.600
3.	Andre Smith (1978-81)	673-1,148	.586
4.	Kimani Ffriend (2000-01)	267-460	.580
5.	Rich King (1988-91)	564-1,000	.564
6.	Bruce Chubick (1991-94)	303-540	.561
7.	Mikki Moore (1994-97)	274-676	.553
8.	Chuck Jura (1970-72)	500-910	.549
9.	Bernard Day (1985-86)	309-567	.545
10.	Pete Manning (1988-89)	242-446	.543

3-POINT FIELD GOALS MADE

1.	Cary Cochran (1999-2002)	268
2.	Eric Piatkowski (1991-94)	202
3.	Ryan Anderson (2007-10)	185
4.	Jaron Boone (1993-96)	181
5.	Erick Strickland (1993-96)	179
6.	Brian Conklin (2001-04)	176
7.	Ray Gallegos (2010-14)	158
8.	Cookie Belcher (1997-2001)	146
9.	Tyronn Lue (1996-98)	145
10.	Paul Velander (2006-09)	128

3-POINT FIELD GOALS ATTEMPTED

1.	Cary Cochran (1999-2002)	630
2.	Eric Piatkowski (1991-94)	564
3.	Ray Gallegos (2010-14)	517
4.	Erick Strickland (1993-96)	512
5.	Jaron Boone (1993-96)	501
6.	Ryan Anderson (2007-10)	470
7.	Cookie Belcher (1997-2001)	450
8.	Brian Conklin (2001-04)	407
	Tyronn Lue (1996-98)	407
10.	Joe McCray (2005-06)	344

3-POINT FG PCT. (min. 100 att.)

	3FG-3PA	Pct.	
1.	Brian Conklin (2001-04)	176-407	.432
2.	Cary Cochran (1999-2002)	268-630	.425
3.	Jay-R Strowbridge (2007-08)	50-122	.410
4.	Clifford Scales (1988-91)	45-110	.409
5.	Henry T. Buchanan (1987-88)	67-165	.406
6.	Chris Cresswell (1990-92)	103-261	.3946
7.	Ryan Anderson (2007-10)	185-470	.3936
8.	Marcus Perry (2006-07)	98-249	.3935
9.	Eshaunte Jones (2010-2011)	68-172	.390
10.	Paul Velander (2006-09)	128-329	.389

FREE THROWS MADE

1.	Dave Hoppen (1983-86)	559
2.	Aleks Maric (2005-08)	448
3.	Jack Moore (1979-82)	446
4.	Eric Piatkowski (1991-94)	380
5.	Andre Smith (1978-81)	371
6.	Venson Hamilton (1996-99)	360
7.	Rich King (1988-91)	345
8.	Erick Strickland (1993-96)	337
9.	Jerry Fort (1973-76)	328
10.	Bob Gratopp (1968-70)	316

FREE THROW ATTEMPTS

1.	Dave Hoppen (1983-86)	724
2.	Aleks Maric (2005-08)	679
3.	Venson Hamilton (1996-99)	590
4.	Andre Smith (1978-81)	562
5.	Rich King (1988-91)	510
6.	Jack Moore (1979-82)	495
7.	Eric Piatkowski (1991-94)	489
8.	Jerry Fort (1973-76)	486
9.	Bill Johnson (1952-54)	484
10.	Herschell Turner (1958-60)	474

FREE THROW PCT. (min. 200 att.)

	FT-FTA	Pct.	
1.	Jack Moore (1979-82)	446-495	.901
2.	Tom Baack (1966-68)	247-297	.832
3.	Brandon Richardson (2009-12)	230-278	.827
4.	Brandon Ubel (2010-13)	240-299	.803
5.	Brian Carr (1984-87)	230-287	.801
6.	Nate Johnson (2003-04)	186-233	.798
7.	Jamar Johnson (1992-94)	166-210	.790
	Bob Gratopp (1968-70)	316-400	.790
9.	Tyronn Lue (1996-98)	312-396	.788
10.	Charles Richardson Jr. (2004-07)	156-200	.780

REBOUNDS (since 1952)

1.	Venson Hamilton (1996-99)	1,080
2.	Aleks Maric (2005-08)	1,015
3.	Leroy Chalk (1969-71)	782
4.	Dave Hoppen (1983-86)	773
5.	Rich King (1988-91)	761
6.	Andre Smith (1978-81)	753
7.	Chuck Jura (1970-72)	740
8.	Carl McPipe (1976-79)	723
9.	John Turek (2002-05)	682
10.	Rex Ekwall (1955-57)	679

REBOUND AVG. (min. 400 rebounds)

	G	Reb.	Avg.	
1.	Rex Ekwall (1955-57)	65	679	10.4
2.	Leroy Chalk (1969-71)	76	782	10.3
3.	Chuck Jura (1970-72)	77	740	9.6
4.	Bill Johnson (1952-54)	65	569	9.5
5.	Tom Russell (1961-62)	49	432	8.8
6.	Herschell Turner (1958-60)	72	626	8.7
7.	Kimani Ffriend (2000-01)	58	492	8.5
8.	Aleks Maric (2005-08)	121	1,015	8.39
9.	Venson Hamilton (1996-99)	129	1,080	8.37
10.	Derrick Chandler (1992-93)	60	490	8.2

ASSISTS (since 1974)

1.	Brian Carr (1984-87)	682
2.	Cookie Belcher (1997-2001)	477
3.	Jaron Boone (1993-96)	446
4.	Tyronn Lue (1996-98)	432
5.	Erick Strickland (1993-96)	414
6.	Charles Richardson Jr. (2004-07)	399
7.	Jack Moore (1979-82)	382
8.	Jamar Johnson (1992-94)	355
9.	Clifford Scales (1988-91)	354
10.	Beau Reid (1988-91)	344

STEALS (since 1978)

1.	Cookie Belcher (1997-2001)	353
2.	Erick Strickland (1993-96)	257
3.	Venson Hamilton (1996-99)	186
4.	Clifford Scales (1988-91)	177
5.	Ryan Anderson (2007-10)	166
6.	Brian Carr (1984-87)	159
7.	Tyronn Lue (1996-98)	154
8.	Brandon Richardson (2009-12)	145
9.	Larry Florence (1997-2000)	137
10.	Jaron Boone (1993-96)	131

BLOCKED SHOTS (since 1978)

1.	Venson Hamilton (1996-99)	241
2.	Mikki Moore (1994-97)	236
3.	Rich King (1988-91)	183
4.	John Turek (2002-05)	163
5.	Kimani Ffriend (2000-01)	159
6.	Aleks Maric (2005-08)	145
7.	Derrick Chandler (1992-93)	144
8.	Wes Wilkinson (2003-06)	113
9.	Jorge Brian Diaz (2010-12)	110
10.	Cookie Belcher (1997-2001)	83

GAMES PLAYED

1.	Cookie Belcher (1997-2001)	131
2.	Venson Hamilton (1996-99)	129
3.	Sek Henry (2007-10)	128
4.	Terrance Badgett (1993-96)	127
	Erick Strickland (1993-96)	127
	Jaron Boone (1993-96)	127
7.	Brandon Ubel (2010-13)	125
8.	Andy Markowski (1996-99)	124
	Rich King (1988-91)	124
10.	Larry Florence (1997-2000)	123
	Eric Piatkowski (1991-94)	123
	Brian Carr (1984-87)	123
	Clifford Scales (1988-91)	123

GAMES STARTED

1.	Cookie Belcher (1997-2001)	129
2.	Dave Hoppen (1983-86)	111
3.	Larry Florence (1997-2000)	105
4.	Jaron Boone (1993-96)	102
5.	Ryan Anderson (2007-10)	101
6.	Sek Henry (2007-10)	99
	Aleks Maric (2005-08)	99
8.	Jake Muhleisen (2002-05)	98
9.	Jerry Fort (1973-76)	97
10.	Tyronn Lue (1996-98)	96

SINGLE-SEASON RECORDS BY CLASS

POINTS SCORED (since 1970)

Senior

1. Eric Piatkowski (1994).....	646
2. Marvin Stewart (1971).....	556
3. Chuck Jura (1972).....	551
4. Rich King (1991).....	526
5. Aleks Maric (2008).....	519
6. Venson Hamilton (1999).....	518
7. Erick Strickland (1996).....	516
8. Jerry Fort (1976).....	513
9. Cookie Belcher (2001).....	492
10. Andre Smith (1981).....	475

Junior

1. Dave Hoppen (1985).....	704
2. Tyronn Lue (1998).....	678
3. Andre Smith (1980).....	600
4. Jaron Boone (1995).....	559
5. Aleks Maric (2007).....	556
6. Jerry Fort (1975).....	525
7. Erick Strickland (1995).....	505
8. Eric Piatkowski (1993).....	502
9. Carl Hayes (1991).....	469
10. Chuck Jura (1971).....	455

Sophomore

1. Tyronn Lue (1997).....	603
2. Dave Hoppen (1984).....	598
3. Terran Petteway (2014).....	579
4. Jerry Fort (1974).....	468
5. Jack Moore (1980).....	458
6. Carl McPipe (1977).....	440
7. Eric Piatkowski (1992).....	414
8. Shavon Shields (2014).....	409
9. Brian Banks (1977).....	386
10. Beau Reid (1989).....	382

Freshman

1. Dave Hoppen (1983).....	445
2. Joe McCray (2005).....	432
3. Jerry Fort (1973).....	376
4. Eric Piatkowski (1991).....	372
5. Jake Muhleisen (2002).....	328
6. Cookie Belcher (1997).....	305
7. Tyronn Lue (1996).....	296
8. Jorge Brian Diaz (2010).....	291
9. Jamel White (2006).....	287
10. Ryan Anderson (2007).....	283

SCORING AVERAGE (since 1970)

Senior

1. Dave Hoppen (1986).....	22.1
2. Eric Piatkowski (1994).....	21.5
3. Marvin Stewart (1971).....	21.4
4. Chuck Jura (1972).....	21.2
5. Jerry Fort (1976).....	19.0
6. Andre Smith (1981).....	18.3
7. Cookie Belcher (2001).....	16.4
8. Aleks Maric (2008).....	15.7
9. Venson Hamilton (1999).....	15.7
10. Rich King (1991).....	15.5

Junior

1. Dave Hoppen (1985).....	23.5
2. Tyronn Lue (1998).....	21.2
3. Jerry Fort (1975).....	20.2
4. Andre Smith (1980).....	19.4
5. Tyronn Lue (1997).....	18.8
6. Aleks Maric (2007).....	18.5
7. Jaron Boone (1995).....	17.5
8. Chuck Jura (1971).....	17.5
9. Eric Piatkowski (1993).....	16.7
10. Erick Strickland (1995).....	16.3

Sophomore

1. Dave Hoppen (1984).....	19.9
2. Tyronn Lue (1997).....	18.8
3. Jerry Fort (1974).....	18.0
4. Terran Petteway (2014).....	18.1
5. Carl McPipe (1977).....	15.2
6. Jack Moore (1980).....	14.8
7. Eric Piatkowski (1992).....	14.3
8. Andre Smith (1979).....	13.5
9. Brian Banks (1977).....	13.3
10. Shavon Shields (2014).....	12.8

Freshman

1. Joe McCray (2005).....	15.5
2. Jerry Fort (1973).....	14.5
3. Dave Hoppen (1983).....	13.9
4. Jake Muhleisen (2002).....	11.7
5. Eric Piatkowski (1991).....	10.9
6. Ryan Anderson (2007).....	10.1
7. Andre Smith (1978).....	9.3
8. Cookie Belcher (1997).....	9.2
9. Ron Taylor (1974).....	8.83
10. Jorge Brian Diaz (2010).....	8.82

FIELD GOALS MADE (since 1970)

Senior

1. Eric Piatkowski (1994).....	226
2. Chuck Jura (1972).....	220
3. Marvin Stewart (1971).....	215
4. Rich King (1991).....	202
5. Jerry Fort (1976).....	201
6. Aleks Maric (2008).....	191
7. Venson Hamilton (1999).....	194
8. Andre Smith (1981).....	185
9. Stan Cloudy (1984).....	178
10. Cookie Belcher (2001).....	177

Junior

1. Dave Hoppen (1985).....	270
2. Tyronn Lue (1998).....	240
3. Andre Smith (1980).....	237
4. Jerry Fort (1975).....	218
5. Aleks Maric (2007).....	203
6. Jaron Boone (1995).....	199
7. Carl Hayes (1991).....	192
8. Carl McPipe (1978).....	190
9. Chuck Jura (1971).....	181
10. Eric Piatkowski (1993).....	178

Sophomore

1. Dave Hoppen (1984).....	220
2. Tyronn Lue (1997).....	215
3. Jerry Fort (1974).....	207
4. Carl McPipe (1977).....	183
5. Terran Petteway (2014).....	182
6. Brian Banks (1977).....	160
7. Jorge Brian Diaz (2011).....	150
8. Andre Smith (1979).....	146
9. Eric Piatkowski (1992).....	144
10. Jaron Boone (1994).....	138

Freshman

1. Dave Hoppen (1983).....	163
2. Jerry Fort (1973).....	151
3. Joe McCray (2005).....	143
4. Jorge Brian Diaz (2010).....	133
5. Cookie Belcher (1997).....	117
6. Jake Muhleisen (2002).....	115
7. Tyronn Lue (1996).....	105
8. Andre Smith (1978).....	105
9. Ryan Anderson (2007).....	103
10. Larry Florence (1997).....	92

3-POINTERS MADE (since 1987)

Senior

1. Cary Cochran (2002).....	89
2. Marcus Perry (2007).....	67
3. Brian Conklin (2004).....	66
4. Bo Spencer (2012).....	63
5. Eric Piatkowski (1994).....	63
6. Wes Wilkinson (2006).....	62
7. Paul Velander (2009).....	60
8. Jaron Boone (1996).....	59
9. Chris Cresswell (1992).....	59
10. Brian Carr (1987).....	58

Junior

1. Ray Gallegos (2013).....	83
2. Cary Cochran (2001).....	78
3. Tyronn Lue (1998).....	78
4. Jaron Boone (1995).....	70
5. Ray Richardson (1989).....	57
6. Erick Strickland (1995).....	54
7. Danny Walker (2000).....	53
8. Andrew Drevo (2003).....	48
9. Eric Piatkowski (1993).....	48
10. Cookie Belcher (1999).....	39



Jerry Fort held the Husker freshman scoring average record from 1973 until 2005 when Joe McCray bettered his mark by nearly 1.0 point per game.

Sophomore

1. Brian Conklin (2002).....	65
2. Cary Cochran (2000).....	62
3. Ryan Anderson (2008).....	50
4. Terran Petteway (2014).....	48
Walter Pitchford (2014).....	48
6. Tyronn Lue (1997).....	47
Eric Piatkowski (1992).....	47
8. Erick Strickland (1994).....	41
9. Jamar Johnson (1992).....	39
10. Joe McCray (2006).....	37
Chris Cresswell (1990).....	37

Freshman

1. Joe McCray (2005).....	80
2. Ryan Anderson (2007).....	48
3. Jamel White (2006).....	44
Eric Piatkowski (1991).....	44
5. Eshaunte Jones (2010).....	40
6. Cary Cochran (1999).....	39
7. Jake Muhleisen (2002).....	35
8. Erick Strickland (1993).....	32
9. Cookie Belcher (1997).....	30
10. Marcus Walker (2006).....	26
Beau Reid (1988).....	26

REBOUNDS (since 1969)

Senior

1. Aleks Maric (2008).....	335
Venson Hamilton (1999).....	335
3. Chuck Jura (1972).....	305
4. Leroy Chalk (1971).....	290
5. Rich King (1991).....	274
6. Derrick Chandler (1993).....	252
7. Mikki Moore (1997).....	245
8. Steffon Bradford (2001).....	244
9. Jason Dourisseau (2006).....	240
10. Kimani Ffriend (2001).....	229

Junior

1. Venson Hamilton (1998).....	315
2. Kimani Ffriend (2000).....	263
3. Aleks Maric (2007).....	260
4. Dave Hoppen (1985).....	258
5. Tony Farmer (1991).....	251
Andre Smith (1980).....	251
7. Steffon Bradford (2000).....	243
Chuck Jura (1971).....	243
9. Derrick Chandler (1992).....	238
10. Leroy Chalk (1970).....	235

Sophomore

1. Venson Hamilton (1997).....	269
2. Leroy Chalk (1969).....	257
3. Aleks Maric (2006).....	251
4. Carl McPipe (1977).....	241
5. Bob Siegel (1975).....	227
6. Dave Hoppen (1984).....	207
7. Mikki Moore (1995).....	198
8. John Turek (2003).....	197
9. Rich King (1989).....	195
10. Chuck Jura (1970).....	192

Freshman

1. Aleks Maric (2005).....	169
2. John Turek (2002).....	162
3. Venson Hamilton (1996).....	161
Dave Hoppen (1983).....	161
5. Shavon Shields (2013).....	144
Andre Smith (1978).....	144
7. Joe McCray (2005).....	140
8. Jorge Brian Diaz (2010).....	133
9. Ryan Anderson (2007).....	129
10. Cookie Belcher (1997).....	126

ASSISTS (since 1974)

Senior

1. Charles Richardson Jr. (2007).....	179
2. Brian Carr (1987).....	166
3. Lance Jeter (2011).....	145
4. Eric Johnson (1989).....	135
5. Jaron Boone (1996).....	134
6. Cookie Belcher (2001).....	131
7. Beau Reid (1991).....	130
8. David Ponce (1984).....	124
9. Jamar Johnson (1994).....	123
10. Erick Strickland (1996).....	119
Allen Holder (1977).....	119

Junior

1. Brian Carr (1996).....	201
2. Tyronn Lue (1998).....	152
3. Cookie Belcher (1999).....	138
4. Lance Jeter (2010).....	134
5. Erick Strickland (1995).....	133
6. Tom Wald (1995).....	128
7. Jaron Boone (1995).....	116
8. Eric Johnson (1988).....	112
9. Clifford Scales (1990).....	110
10. Jack Moore (1981).....	108

Sophomore

1. Brian Carr (1985).....	237
2. Jack Moore (1980).....	145
3. Tyronn Lue (1997).....	136
4. Beau Reid (1989).....	135
5. Jamar Johnson (1992).....	130
6. Cookie Belcher (1998).....	124
7. Cookie Miller (2009).....	109
Jaron Boone (1994).....	109
9. Eric Piatkowski (1992).....	97
10. Erick Strickland (1994).....	96
Brian Banks (1977).....	96

Freshman

1. Tyronn Lue (1996).....	144
2. Cookie Miller (2008).....	109
3. Jake Muhleisen (2002).....	105
4. Jaron Boone (1993).....	87
5. Brian Carr (1984).....	78
6. Marcus Walker (2006).....	74
7. Benny Parker (2013).....	69
8. Cookie Belcher (1997).....	68
Eric Piatkowski (1991).....	68
10. Charles Richardson Jr. (2004).....	66
Erick Strickland (1993).....	66

STEALS (since 1978)

Senior

1. Cookie Belcher (2001).....	82
2. Eric Johnson (1989).....	68
3. Venson Hamilton (1999).....	67
Brian Carr (1987).....	67
5. Clifford Scales (1991).....	64
6. Erick Strickland (1996).....	61
7. Lance Jeter (2011).....	57
8. Charles Richardson Jr. (2007).....	56
9. Brandon Richardson (2012).....	54
10. Ryan Anderson (2010).....	53

Junior

1. Cookie Belcher (1999).....	102
2. Erick Strickland (1995).....	89
3. Tyronn Lue (1998).....	63
4. Eric Johnson (1988).....	60
5. Carl Hayes (1991).....	54
6. Venson Hamilton (1998).....	53
7. Jamar Johnson (1993).....	52
8. Brennon Clemmons (2002).....	48
9. Ray Gallegos (2013).....	46
10. Stan Cloudy (1983).....	45

Sophomore

1. Cookie Belcher (1998).....	75
2. Erick Strickland (1994).....	60
3. Ryan Anderson (2008).....	47
4. Venson Hamilton (1997).....	46
5. Cookie Miller (2009).....	45
6. Jack Moore (1980).....	42
7. Tyronn Lue (1997).....	41
8. Brian Carr (1985).....	40
9. Jamar Johnson (1992).....	38
Carl Hayes (1990).....	38

Freshman

1. Cookie Belcher (1997).....	87
2. Cookie Miller (2008).....	57
3. Tyronn Lue (1996).....	50
4. Erick Strickland (1993).....	47
5. Joe McCray (2005).....	32
Clifford Scales (1988).....	32
7. Jake Muhleisen (2002).....	28
8. Jaron Boone (1993).....	26
9. Brandon Richardson (2009).....	25
Ryan Anderson (2007).....	25

BLOCKED SHOTS (since 1978)

Senior

1. Mikki Moore (1997).....	88
2. Venson Hamilton (1999).....	80
3. Kimani Ffriend (2001).....	74
4. Rich King (1991).....	68
5. Wes Wilkinson (2006).....	61
6. Aleks Maric (2008).....	57
7. Derrick Chandler (1993).....	53
8. John Turek (2005).....	35
9. Andre Almeida (2013).....	32
10. Carl McPipe (1979).....	30

Junior

1. Derrick Chandler (1992).....	91
2. Kimani Ffriend (2000).....	85
3. Mikki Moore (1996).....	71
4. Venson Hamilton (1998).....	66
5. Rich King (1990).....	45
6. Andre Almeida (2011).....	39
John Turek (2004).....	37
8. Aleks Maric (2007).....	33
Wes Wilkinson (2005).....	33
10. Jorge Brian Diaz (2012).....	31

Sophomore

1. Mikki Moore (1995).....	67
2. Venson Hamilton (1997).....	56
3. John Turek (2003).....	52
4. Rich King (1989).....	50
5. Aleks Maric (2006).....	39
6. Jorge Brian Diaz (2011).....	38
7. Terrance Badgett (1994).....	26
8. Louis Truscott (2000).....	24
Terran Petteway (2014).....	24
10. Bruce Chubick (1992).....	23

Freshman

1. Jorge Brian Diaz (2010).....	41
2. John Turek (2002).....	39
Venson Hamilton (1996).....	39
4. Cookie Belcher (1997).....	20
Rich King (1988).....	20
6. Brant Harriman (1988).....	19
Dave Hoppen (1983).....	19
8. Toney McCray (2009).....	18
Eric Piatkowski (1991).....	18
10. Aleks Maric (2005).....	16

TEAM SEASON AND GAME TOP-10 LISTS

VICTORIES

1. 1991.....	26
2. 1983.....	22
1978.....	22
1920.....	22
5. 1996.....	21
1987.....	21
7. 2008.....	20
1999.....	20
1998.....	20
1966.....	20
1994.....	20
1993.....	20

LOSSES

1. 1963.....	19
2000.....	19
2003.....	19
4. 1964.....	18
1988.....	18
1990.....	18
2010.....	18
2012.....	18
2013.....	18
10. 1932.....	17
1945.....	17
1952.....	17
1960.....	17
1973.....	17

SCORING AVERAGE

1. 1991.....	87.6
2. 1994.....	87.3
3. 1990.....	80.7
4. 1992.....	80.5
1993.....	80.5
6. 1996.....	80.2
7. 1967.....	78.9
8. 1995.....	78.4
9. 1968.....	78.2
10. 1966.....	77.2

FIELD GOALS MADE

1. 1991.....	1,081
2. 1996.....	1,007
3. 1994.....	956
4. 1989.....	936
5. 1993.....	908
6. 1995.....	907
7. 1987.....	904
8. 1997.....	895
9. 1985.....	873
10. 1998.....	867

FIELD GOALS ATTEMPTED

1. 1991.....	2,185
2. 1996.....	2,089
3. 1989.....	1,991
4. 1994.....	1,978
5. 1993.....	1,975
6. 1995.....	1,947
7. 1998.....	1,938
8. 1987.....	1,933
9. 1997.....	1,927
10. 1992.....	1,826

FIELD GOAL PERCENTAGE

1. 1984.....	514
2. 1983.....	513
3. 1985.....	512
4. 1986.....	511
5. 1980.....	508
6. 1971.....	505
7. 1991.....	495
8. 1981.....	490
9. 1978.....	489
10. 2001.....	487

3-POINT FG MADE

1. 2002.....	267
2. 2007.....	244
3. 2006.....	221
4. 2010.....	217
5. 2004.....	210
6. 2009.....	206
7. 2012.....	194
1994.....	194
9. 2008.....	190
10. 2014.....	188

3-POINT FG ATTEMPTED

1. 2002.....	729
2. 2007.....	650
3. 2006.....	637
4. 2012.....	599
5. 2009.....	571
6. 1994.....	564
2014.....	564
8. 2008.....	555
9. 2005.....	550
10. 2010.....	547

3-POINT FG PERCENTAGE

1. 2010.....	397
2. 2004.....	389
3. 2001.....	383
4. 2007.....	375
5. 1992.....	374
6. 1987.....	369
7. 2002.....	366
8. 1989.....	364
9. 2009.....	361
10. 1988.....	358

FREE THROWS MADE

1. 1991.....	690
2. 1996.....	618
3. 1987.....	544
4. 1989.....	541
5. 1969.....	527
6. 1993.....	523
1995.....	523
8. 1994.....	514
9. 2014.....	511
10. 1953.....	510

FREE THROWS ATTEMPTED

1. 1991.....	981
2. 1996.....	897
3. 1989.....	808
4. 1953.....	795
5. 1987.....	778
6. 1954.....	772
7. 1995.....	766
8. 1993.....	765
9. 2006.....	758
10. 1997.....	752

FREE THROW PERCENTAGE

1. 2012.....	.766
2. 1968.....	.765
3. 1981.....	.750
4. 1980.....	.749
5. 1994.....	.745
6. 1986.....	.743
7. 1982.....	.741
8. 1967.....	.727
9. 1976.....	.724
10. 1985.....	.720

REBOUNDS

1. 1991.....	1,454
2. 1996.....	1,353
3. 1994.....	1,320
4. 1992.....	1,305
5. 1997.....	1,295
6. 1989.....	1,292
7. 1993.....	1,283
8. 2006.....	1,277
9. 1998.....	1,263
10. 2000.....	1,217

REBOUND AVERAGE

1. 1961.....	48.8
1960.....	48.8
3. 1962.....	45.1
4. 1992.....	45.0
5. 1959.....	44.9
6. 1963.....	44.0
7. 1974.....	43.4
8. 1991.....	42.8
9. 1964.....	42.5
10. 1966.....	42.4

ASSISTS (since 1974)

1. 1991.....	696
2. 1985.....	615
3. 1996.....	608
4. 1989.....	592
5. 1994.....	581
6. 1995.....	572
7. 1986.....	558
8. 1983.....	555
9. 1993.....	540
1992.....	540

FEWEST TURNOVERS (since 1977)

1. 1982.....	302
2. 2002.....	317
3. 1981.....	318
4. 1985.....	339
5. 1986.....	341

MOST TURNOVERS (since 1977)

1. 1996.....	627
2. 1991.....	610
3. 1999.....	597
4. 1997.....	585
5. 1989.....	580

BLOCKED SHOTS (since 1978)

1. 1997.....	202
2. 1996.....	185
3. 1992.....	169
4. 1991.....	165
5. 1999.....	158
6. 1998.....	156
7. 1995.....	151
8. 2000.....	145
9. 1993.....	131
10. 2006.....	130

STEALS (since 1978)

1. 1999.....	359
2. 1998.....	319
3. 1991.....	315
4. 1995.....	299
5. 1997.....	298
6. 1996.....	292
7. 2008.....	277
8. 1988.....	274
9. 1994.....	267
10. 2009.....	265



Cary Cochran helped the Huskers set the school record with 267 3-pointers as a team during the 2001-02 season.

FEWEST POINTS ALLOWED, SEASON

1. 1950.....	1,233
2. 1949.....	1,322
3. 1951.....	1,345
4. 1948.....	1,356
5. 1953.....	1,432
6. 1958.....	1,478
7. 1959.....	1,504
8. 1955.....	1,508
9. 1960.....	1,516
10. 1957.....	1,519

FEWEST POINTS ALLOWED PER GAME

1. 1949.....	50.8
2. 1950.....	53.6
3. 1982.....	55.3
4. 1948.....	56.5
5. 1951.....	58.5
6. 1959.....	60.2
7. 2009.....	60.4
8. 2011.....	60.5
9. 2008.....	60.7
10. 1983.....	60.9

FEWEST POINTS ALLOWED, SINGLE GAME (since 1947)

1. 26 vs. Bethune-Cookman, Dec. 20, 2003 (NU 70)
2. 28 vs. North Carolina Central, Dec. 22, 2007 (71)
3. 32 vs. South Dakota, Dec. 3, 1949 (61)
4. 34 vs. Morgan State, Dec. 6, 2004 (64)
34 vs. Kansas, Jan. 8, 1949 (52)
6. 37 vs. Savannah State, Dec. 11, 2007 (82)
7. 38 vs. South Dakota, Dec. 16, 1947 (65)
38 vs. Santa Clara, Dec. 12, 1950 (53)
38 vs. Kansas, Feb. 11, 1961 (33)
10. 39 vs. Grambling, Dec. 21, 2010
39 at San Jose State, Dec. 29, 1947 (38)
39 vs. Northwest Missouri State, Dec. 1, 1948 (59)
39 at Kansas, Feb. 11, 1961 (33)
39 vs. Northwest Missouri State, Dec. 8, 1949 (58)
39 vs. Northwest Missouri State, Dec. 4, 1950 (61)
39 vs. Air Force, Dec. 8, 1962 (43)
39 vs. Delaware State, Dec. 8, 2003 (68)
39 vs. Chicago State, Dec. 10, 2009 (74)

MOST POINTS ALLOWED, SEASON

1. 1991.....	2,977
2. 1996.....	2,643
3. 1988.....	2,578
4. 1987.....	2,454
5. 1994.....	2,419

MOST POINTS ALLOWED PER GAME

1. 1990.....	86.1
2. 1994.....	80.6
3. 1991.....	78.2
4. 1989.....	78.1
5. 1967.....	77.6

FEWEST POINTS BY NU, SINGLE GAME

(since 1947)

1. 28 at Kansas State (53), March 1, 1949
2. 33 vs. Kansas (38), Feb. 11, 1961
3. 34 vs. Kansas State (48), Dec. 27, 1948
34 at Michigan State (62), Feb. 25, 2012
5. 35 vs. Oklahoma State (52), March 16, 1949 (NCAA Playoff)
6. 36 at Kansas (49), Feb. 11, 1950
36 at Kansas State (71), Jan. 12, 1952
8. 38 at San Jose State (39), Dec. 29, 1947
38 at Oregon (60), Dec. 15, 2012
10. 39 at Oklahoma (66), Feb. 10, 1958
39 at Oklahoma State (54), Feb. 7, 1959
39 vs. Kansas (45), Feb. 23, 1963
39 vs. Kansas State (41), March 7, 1984 (B8T)
39 vs. Kansas (92), Feb. 17, 2007
39 vs. Oklahoma State (54), March 8, 2007 (B12T)

MOST POINTS, BOTH TEAMS

1. 230 at Oklahoma 133, Nebraska 97, Feb. 21, 1987
230 Nebraska 117, Oklahoma 113, March 8, 1991 (B8T, OT)
3. 226 at Oklahoma 115, Nebraska 111, Feb. 14, 1994 (OT)
4. 220 Nebraska 114, Oregon 106, Nov. 25, 1995 (OT)
5. 217 at Oklahoma 117, Nebraska 100, Jan. 13, 1996 (3OT)
6. 213 Northern Iowa 109, Nebraska 104, Dec. 16, 1995
7. 211 at Nebraska 116, Texas-Arlington 95, Dec. 21, 1992
8. 210 Nebraska 111, at Oklahoma 99, Jan. 26, 1991
210 at California-Irvine 109, Nebraska 101, Nov. 28, 1986
10. 207 Marshall 119, Nebraska 88, March 13, 1967 (NIT)
207 Nebraska 106, at Southern Utah 101, Nov. 30, 1991

FEWEST POINTS, BOTH TEAMS

1. 71 Kansas 38, at Nebraska 33, Feb. 11, 1961
2. 77 at San Jose State 39, Nebraska 38, Dec. 29, 1947
3. 80 Kansas State 41, at Nebraska 39, March 7, 1984 (B8T)
4. 81 at Kansas State 53, Nebraska 28, March 1, 1949
5. 82 Kansas State 48, Nebraska 34, Dec. 27, 1948 (KC, B7HT)
82 at Nebraska 43, Air Force 39, Dec. 8, 1962
7. 84 at Nebraska 43, Kansas 41, Feb. 22, 1958
84 Kansas 45, at Nebraska 39, Feb. 23, 1963
9. 85 Nebraska 44, at Iowa State 41, Feb. 19, 1949
85 at Kansas 49, Nebraska 36, Feb. 11, 1950

100-POINT HUSKER GAMES

1. 117 vs. Harvard (79), Dec. 1, 1989
117 vs. Oklahoma (113), March 8, 1991 (B8T, OT)
3. 116 vs. Nevada (71), Dec. 14, 1970
116 vs. Texas-Arlington (95), Dec. 21, 1992
5. 114 vs. Oregon (106), Nov. 25, 1995 (OT)
6. 113 vs. Augustana, S.D. (69), Nov. 26, 1983
113 vs. Tennessee Tech (92), Dec. 14, 1990
8. 111 vs. Cal State Fullerton (74), Dec. 4, 1967
111 at Oklahoma (99), Jan. 26, 1991
111 vs. Portland (85), Dec. 4, 1993
*111 at Oklahoma (115), Feb. 14, 1994 (OT)
12. 110 vs. Oklahoma (90), Jan. 27, 1968

13. 108 vs. Appalachian State (71), Dec. 31, 1994
108 vs. Colgate (76), Dec. 4, 1992
15. 107 vs. Saint Louis (79), Nov. 23, 1990
107 vs. North Carolina A&T (57), Dec. 19, 2005
16. 106 at Southern Utah (101), Nov. 30, 1991
106 vs. Colorado (67), Jan. 8, 1994
19. 105 vs. Eastern Washington (71), Jan. 14, 1984
105 vs. Northwest Missouri St. (64), Jan. 5, 1987
105 vs. Toledo (68), Dec. 8, 1990
105 vs. Oklahoma (93), Feb. 16, 1991
105 vs. Oklahoma (88), March 11, 1994 (B8T)
24. 104 vs. Montana State (60), Dec. 23, 1978
104 vs. Pepperdine (100), Dec. 2, 1989
104 vs. Northern Iowa (109), Dec. 16, 1995
27. 102 vs. Eastern Washington (67), Dec. 21, 1991
102 vs. Iowa State (86), Feb. 12, 1994
29. 101 at Wisconsin (88), Dec. 1, 1965
101 vs. South Dakota (69), Dec. 1, 1984
101 at California-Irvine (109), Nov. 28, 1986
101 vs. Northeastern Illinois (60), Dec. 21, 1994
33. 100 vs. Washington State (75), Dec. 12, 1966
100 vs. South Dakota State (83), Nov. 30, 1979
100 vs. Illinois (73), Nov. 24, 1990
100 vs. Creighton (83), Dec. 10, 1992
100 vs. Southern Utah (85), Jan. 5, 1993
100 at Colorado (86), Feb. 8, 1995
100 at Oklahoma (117), Jan. 13, 1996 (3OT)

Note: Nebraska is 35-4 when it has scored 100 or more points. *Most points scored in loss

100-POINT GAMES AGAINST NU

1. 133 at Oklahoma, Feb. 21, 1987 (NU 97)
2. 119 by Marshall, March 13, 1967 (88, NIT)
3. 117 at Oklahoma, Jan. 13, 1996 (100, 3OT)
4. 115 at Oklahoma, Feb. 14, 1994 (111, OT)
5. 114 at Kansas State, Jan. 10, 1987 (82)
114 at Iowa State, Jan. 28, 1988 (76)
7. 113 at Oklahoma, March 5, 1988 (93)
113 by Oklahoma, March 8, 1991 (117, B8T, OT)##
9. 112 at Houston, Dec. 12, 1969 (82)
10. *111 by Missouri, Jan. 13, 1990 (95)
11. 110 at Kansas, Feb. 26, 1966 (73)
12. 109 at California-Irvine, Nov. 28, 1986 (101)
109 by SW Louisiana, Dec. 29, 1992 (80)
109 by Northern Iowa, Dec. 16, 1995 (104)
15. 108 at Kansas State, March 10, 1953 (80)
16. 107 at Missouri, Feb. 10, 1990 (85)
107 by Oklahoma, March 13, 1992 (85, B8T)
18. 106 at Oklahoma, March 7, 1992 (97)
106 by Oregon, Nov. 25, 1995 (114, OT)##
20. 105 at Oklahoma, Jan. 31, 1990 (64)
105 at Texas, Jan. 21, 1998 (91)
22. 103 at Ohio State, Dec. 14, 1988 (76)
103 at Oklahoma, March 4, 1989 (76)
103 vs. Oklahoma State, Feb. 14, 1990 (84)
103 at Kansas, Jan. 25, 1992 (78)
26. 102 at Kansas, Feb. 8, 1958 (46)
102 at Wyoming, Dec. 7, 1966 (98)
102 at Oklahoma, Jan. 14, 1993 (89)
102 at Texas, Jan. 4, 1995 (74)
30. 101 at Iowa State, Feb. 24, 1990 (85)
101 at Michigan State, Dec. 4, 1991 (78)
101 at Southern Utah, Nov. 30, 1992 (106)##
101 at Texas Christian, March 15, 1999 (89)
34. 100 vs. Kansas State, Dec. 26, 1963 (78)
100 at Kansas, Feb. 17, 1970 (87)
100 vs. Pepperdine, Dec. 2, 1989 (104)##

Note: Nebraska is 4-32 when allowing 100 or more points, (wins indicated with ##). *Most points scored against NU in Lincoln.



Aleks Maric helped the Huskers to a pair of postseason appearances during his Husker career from 2005-08.

HUSKER WINNING STREAKS

No.	Season	Win Streak*	Date Started	Date Ended
1.	1990-91	14 games	11-28-90	1-22-91
	1911-12/12-13	14 games	1-27-12	1-25-13
3.	1919-20/20-21	13 games	2-6-20	1-3-21
	1897-98/1900-01	13 games	2-22-1898	1901**
5.	1912-13	12 games	1-31-13	3-12-13
6.	2010-11	11 games	11-20-10	1-12-11
	1993-94	11 games	12-3-93	1-19-94
	1905-06/06-07	11 games	2-25-06	2-15-07
9.	1994-95	10 games	11-27-94	1-4-95
	1977-78	10 games	12-2-77	12-29-77

**Dates unavailable

Consecutive Conference Victories:

29, all eight in 1911-12, all 10 in 1912-13, all seven in 1913-14, first four in 1914-15 (ended at Kansas, 43-18, Jan. 22, 1915)

Consecutive Home Victories:

20, all 11 games in 1965-66, first nine games in 1966-67 (ended by Kansas, 64-57, March 4, 1967)

Consecutive Home Conference Victories:

15, all four games in 1911-12, all five games in 1912-13, all four games in 1913-14, first two games in 1914-15 (ended by Drake, 20-19, Feb. 19, 1915)

Consecutive Losses:

13, final six games of 1931-32, first seven games of 1932-33 (ended vs. Kansas State, 31-25, Jan. 14, 1933)

Consecutive Conference Losses:

12, last six in 1943-44, first six in 1944-45 (ended vs. Kansas, 59-45, Feb. 10, 1945)

Consecutive Home Losses:

7, games five through 11 in 1962-63 (ended vs. Oklahoma State, 49-48, Feb. 25, 1963)

Consecutive Home Conference Losses:

9, last four games of 1961-62, first five games of 1962-63 (ended vs. Oklahoma State, 49-48, Feb. 25, 1963)

LARGEST VICTORY MARGIN

No.	Margin	Score	H/A	Opponent	Season
1.	74	82-8	A	Crete	1906-07
2.	57	97-40	H	Arkansas-Pine Bluff	2004-05
3.	54	57-3	H	Doane	1899-1900
	54	57-3	A	Nebraska Wesleyan	1898-99
5.	52	98-46	H	Southwest Missouri State	1982-83
	52	62-10	H	Morningside	1911-12
7.	50	107-57	H	North Carolina A&T	2005-06
	50	93-43	H	Missouri Western State	1982-83
9.	49	91-42	H	Sam Houston State	1991-92
	49	63-14	H	Nebraska Wesleyan	1901-02
11.	47	88-41	H	Delaware State	1995-96
12.	45	82-37	H	Savannah State	2007-08
	45	116-71	H	Nevada	1970-71
	45	56-11	H	Cotner	1913-14
	45	57-12	H	Brown College "B"	1905-06
	45	52-7	H	Doane	1898-99

Note: Nebraska's largest margin of victory over a conference opponent was 40 points vs. Kansas, March 2, 1901 (48-8).

LARGEST LOSING MARGIN

No.	Margin	Score	Opponent	Season
1.	56	46-102	at Kansas	1957-58
2.	53	39-92	at Kansas	2006-07
3.	44	29-73	at Haskell Institute	1901-02
4.	43	9-52	at Minnesota	1901-02
5.	42	54-96	at Kansas	2005-06
	42	27-69	at Illinois	1942-43
	42	30-72	at Kansas	1945-46
	42	47-89	vs. Colorado (at K.C.)	1954-55
9.	41	64-105	at Oklahoma	1989-90
10.	40	51-91	at Texas	2009-10
	40	15-55	at DePaul	1943-44
	40	53-93	at Oklahoma State	1994-95
13.	39	4-43	at Wisconsin	1907-08
	39	16-55	at Missouri	1921-22
	39	54-93	at Oklahoma State	1964-65
	39	55-94	at Oklahoma State	1999-2000
	39	57-96	at Kansas	2001-02



Derrick Chandler blocked 144 shots during his two-year career. He holds the Nebraska single-season blocked shots record with 91 rejections in 1991-92.

STATISTICAL LEADERS SINCE 1947

POINTS SCORED

Year	Leader	G	Pts.	PPG
2014	Terran Petteway, So., G/F	32	579	18.1
2013	Dylan Talley, Sr., G	33	453	13.7
2012	Bo Spencer, Sr., G	30	461	15.4
2011	Lance Jeter, Sr., G	32	373	11.7
2010	Ryan Anderson, Sr., G	31	351	11.3
2009	Ade Dagunduro, Sr., G	31	398	12.8
2008	Aleks Maric, Sr., C	33	519	15.7
2007	Aleks Maric, Jr., C	30	556	18.5
2006	Wes Wilkinson, Sr., F	32	382	11.9
2005	Joe McCray, Fr., G	28	433	15.5
2004	Nate Johnson, Sr., G	30	389	13.0
2003	Andrew Drevo, Jr., F	29	402	13.9
2002	Cary Cochran, Sr., G	28	392	14.0
2001	Cookie Belcher, Sr., G	30	492	16.4
2000	Larry Florence, Sr., F	30	389	13.0
1999	Venson Hamilton, Sr., C	33	518	15.7
1998	Tyronn Lue, Jr., G	32	678	21.2
1997	Tyronn Lue, So., G	32	603	18.8
1996	Erick Strickland, Sr., G	35	516	14.7
1995	Jaron Boone, Jr., G	32	559	17.5
1994	Eric Piatkowski, Sr., F	30	646	21.5
1993	Eric Piatkowski, Jr., F	30	502	16.7
1992	Eric Piatkowski, So., F	29	414	14.3
1991	Rich King, Sr., C	34	526	15.5
1990	Rich King, Jr., C	28	450	16.1
1989	Beau Reid, So., F	32	382	11.9
1988	Derrick Vick, Sr., F	31	348	11.2
1987	Bernard Day, Sr., F	33	410	12.4
1986	Dave Hoppen, Sr., C	19	420	22.1
1985	Dave Hoppen, Jr., C	30	704	23.5
1984	Dave Hoppen, So., C	30	598	19.9
1983	Dave Hoppen, Fr., C	32	445	13.9
1982	Jack Moore, Sr., G	27	343	12.7
1981	Andre Smith, Sr., C	26	475	18.3
1980	Andre Smith, Jr., C	31	600	19.4
1979	Andre Smith, So., C	27	364	13.5
1978	Carl McPipe, Jr., C	29	445	15.3
1977	Carl McPipe, So., C	29	440	15.2
1976	Jerry Fort, Sr., G	27	513	19.0
1975	Jerry Fort, Jr., G	26	525	20.2
1974	Jerry Fort, So., G	26	468	18.0
1973	Jerry Fort, Fr., G	26	376	14.5
1972	Chuck Jura, Sr., C	26	551	21.2
1971	Marvin Stewart, Sr., G	26	556	21.4
1970	Tom Scantlebury, Jr., G	25	361	14.4
1969	Marvin Stewart, So., G	26	381	14.6
1968	Stuart Lantz, Sr., G	25	482	19.3
1967	Stuart Lantz, Jr., G	25	481	19.2
1966	Tom Baack, So., F	25	386	15.4
1965	Fred Hare, So., F	25	380	15.2
1964	Charlie Jones, F	25	322	12.9
1963	Daryl Petsch, G	25	369	14.8
1962	Tom Russell, Sr., F/C	25	412	16.5
1961	Tom Russell, Jr., F/C	24	300	12.5
1960	Herschell Turner, G	24	382	15.9
1959	Herschell Turner, G	25	428	17.1
1958	Wilson Fitzpatrick, G	23	264	11.5
	Gary Reimers, G	23	264	11.5
1957	Rex Ekwall, F	23	307	13.3
1956	Rex Ekwall, F	21	312	14.9
1955	Willard Fagler, C	21	285	13.6
1954	Bill Johnson, C	21	382	18.2
1953	Bill Johnson, C	20	277	13.9
1952	Jim Buchanan, G	24	400	16.7
1951	Bob Pierce, C	23	384	16.7
1950	Bus Whitehead, C	23	360	15.7
1949	Claude Retherford, G	26	311	12.0
1948	Claude Retherford, G	24	259	10.8

FIELD GOAL PERCENTAGE

Year	Leader*	G	FG-FGA	Pct.
2014	Walter Pitchford, So., F	32	107-226	.473
2013	Brandon Ubel, Sr., F	31	129-269	.480
2012	Caleb Walker, Sr., G	30	78-172	.453
2011	Jorge Brian Diaz, So., C	32	150-279	.538
2010	Jorge Brian Diaz, Fr., C	33	133-255	.522
2009	Ade Dagunduro, Sr., G	31	143-275	.520
2008	Aleks Maric, Sr., C	33	191-332	.575

2007	Aleks Maric, Jr., C	30	203-359	.565
2006	Jason Dourisseau, Sr., G	33	127-266	.477
2005	John Turek, Sr., F	28	88-170	.518
2004	Nate Johnson, Sr., G	30	127-271	.469
2003	Corey Simms, So., G	29	77-167	.461
2002	Cary Cochran, Sr., G	28	116-277	.419
2001	Kimani Ffriend, Sr., C	28	144-231	.623
2000	Kimani Ffriend, Jr., C	30	123-229	.537
1999	Larry Florence, Jr., F	33	133-262	.508
1998	Venson Hamilton, Jr., C	32	139-269	.517
1997	Mikki Moore, Sr., C	33	144-247	.583
1996	Mikki Moore, Jr., C	35	118-202	.584
1995	Terrance Badgett, Jr., F	32	106-212	.500
1994	Bruce Chubick, Sr., F	31	121-215	.563
1993	Bruce Chubick, Jr., F	31	90-173	.520
1992	Dapreis Owens, Sr., F	29	116-213	.545
1991	Rich King, Sr., C	34	202-352	.574
1990	Rich King, Jr., C	28	170-305	.557
1989	R. van Poelgeest, Jr., C	29	103-177	.582
1988	Pete Manning, Jr., F	31	111-188	.590
1987	Derrick Vick, Jr., F	32	131-240	.546
1986	Bernard Day, Jr., F	30	158-280	.564
1985	Dave Hoppen, Jr., C	30	270-418	.646
1984	Dave Hoppen, So., C	30	220-367	.599
1983	Greg Downing, Sr., G/F	31	101-174	.580
1982	Ray Collins, Sr., G/F	28	111-221	.502
1981	Andre Smith, Sr., C	26	185-314	.589
1980	Andre Smith, Jr., C	31	237-388	.611
1979	Andre Smith, So., C	27	146-256	.570
1978	Andre Smith, Fr., C	27	105-190	.553
1977	Carl McPipe, Jr., C	29	183-376	.487
1976	Larry Cox, Sr., C	27	133-198	.672
1975	Larry Cox, Jr., C	26	72-151	.589
1974	Tom Novak, Sr., G	22	62-140	.443
1973	Brendy Lee, Jr., C/F	26	88-192	.458
1972	Chuck Jura, Sr., C	26	111-181	.613
1971	Chuck Jura, Jr., C	26	181-306	.592
1970	Sam Martin, Sr., C	22	58-116	.500
1969	Leroy Chalk, So., C	26	98-182	.538
1968	Stuart Lantz, Sr., G	25	173-349	.496
1967	Stuart Lantz, Jr., G	25	190-368	.516
1966	Grant Simmons, So., G	25	131-267	.491
1965	Willie Campbell, G	18	47-111	.423
1964	Charlie Jones, F	25	143-320	.447
1963	Ivan Grupe, F	25	100-210	.476
1962	Tom Russell, F/C	25	136-243	.560
1961	Tom Russell, F/C	24	97-201	.483
1960	Herschell Turner, G	24	143-326	.439
1959	Wayne Hester, G	25	68-147	.463
1958	Gary Reimers, G	23	84-203	.414
1957	Gary Reimers, G	23	106-229	.463
1956	Rex Ekwall, F	21	102-237	.430
1955	Rex Ekwall, F	21	88-194	.454
1954	Bill Johnson, C	21	130-301	.432
1953	Bill Johnson, C	20	80-199	.422
1952	Jim Buchanan, G	24	173-484	.357
1951	Bob Pierce, C	23	131-327	.401
1950	Jim Buchanan, G	23	58-159	.365
1949	Bus Whitehead, C	26	99-284	.349
1948	Rodney Cox, F	24	62-180	.344

*Minimum of 5 att. per game while playing in 75 percent of team's games.

REBOUNDS

Year	Leader	G	Reb.	RPG
2014	Shavon Shields, So., G/F	32	184	5.8
2013	Brandon Ubel, Sr., F	31	209	6.7
2012	Brandon Ubel, Jr., F	30	160	5.3
2011	Caleb Walker, Jr., G	32	145	4.5
2010	Ryan Anderson, Sr., G	31	164	5.3
2009	Ade Dagunduro, Sr., G	31	135	4.4
2008	Aleks Maric, Sr., C	33	335	10.2
2007	Aleks Maric, Jr., C	30	260	8.7
2006	Aleks Maric, So., C	31	251	8.1
2005	Aleks Maric, Fr., C	27	169	6.3
2004	John Turek, Jr., F	31	182	5.9
2003	Andrew Drevo, Jr., F	29	212	7.3
2002	John Turek, Fr., F	26	162	6.2
2001	Kimani Ffriend, Sr., C	28	229	8.2
2000	Kimani Ffriend, Jr., C	30	263	8.8
1999	Venson Hamilton, Sr., C	33	335	10.2

1998	Venson Hamilton, Jr., C	32	315	9.8
1997	Venson Hamilton, So., C	32	269	8.4
1996	Bernard Garner, Jr., F	35	222	6.3
1995	Mikki Moore, So., C	32	198	6.2
1994	Bruce Chubick, Sr., F	31	219	7.3
1993	Derrick Chandler, Sr., C	31	252	8.1
1992	Derrick Chandler, Jr., C	29	238	8.2
1991	Rich King, Sr., C	34	274	8.1
1990	Rich King, Jr., C	33	208	7.4
1989	Pete Manning, Sr., F/C	28	201	6.1
1988	Derrick Vick, Sr., F	31	162	5.2
1987	Bill Jackman, Sr., F	33	213	6.5
1986	Bernard Day, Jr., F	30	198	6.6
1985	Dave Hoppen, Jr., C	30	258	8.6
1984	Dave Hoppen, So., C	30	207	6.9
1983	Claude Renfro, Sr., F	32	175	5.5
1982	Jerry Shoecraft, Sr., F	28	122	4.4
1981	Andre Smith, Sr., C	26	172	6.6
1980	Andre Smith, Jr., C	31	251	8.1
1979	Carl McPipe, Sr., C	26	196	7.5
1978	Carl McPipe, Jr., C	29	228	7.9
1977	Carl McPipe, So., C	29	241	8.3
1976	Larry Cox, Sr., C	27	166	6.1
1975	Bob Siegel, So., F	26	227	8.7
1974	Brendy Lee, Sr., F/C	26	197	7.6
1973	Brendy Lee, Sr., F/C	26	185	7.1
1972	Chuck Jura, Sr., C	26	305	11.7
1971	Leroy Chalk, Sr., C	26	290	11.2
1970	Leroy Chalk, Jr., C	24	235	9.4
1969	Leroy Chalk, So., C	26	257	9.9
1968	Stuart Lantz, Sr., G	25	179	7.2
1967	Stuart Lantz, Jr., G	25	193	7.7
1966	Stuart Lantz, So., G	25	199	8.0
1965	Fred Hare, So., F	25	185	7.4
1964	Charlie Jones, F	25	171	6.8
1963	Charlie Jones, F	25	204	8.2
1962	Tom Russell, Sr., F/C	25	200	8.0
1961	Tom Russell, Jr., F/C	24	232	9.7
1960	Herschell Turner, G	24	193	8.0
1959	Herschell Turner, G	25	244	9.8
1958	Herschell Turner, G	23	189	8.2
1957	Rex Ekwall, F	23	214	9.3
1956	Rex Ekwall, F	21	224	10.7
1955	Rex Ekwall, F	21	241	11.5
1954	Bill Johnson, C	21	236	11.2
1953	Bill Johnson, C	20	188	9.4
1952	Bill Johnson, C	19*	145	7.6

*Rebounding statistics missing for five games in 1952, and not available for seasons prior to 1952.

FREE THROW PERCENTAGE

Year	Leader*	G	FT-FTA	Pct.
2014	Terran Petteway, So., G/F	32	167-204	.819
2013	Brandon Ubel, Sr., F	31	93-116	.802
2012	Bo Spencer, Sr., G	30	92-105	.876
2011	Brandon Richardson, Jr., G	31	60-72	.833
2010	Brandon Richardson, So., G	31	85-103	.825
2009	Cookie Miller, So., G	30	58-71	.817
2008	Steve Harley, Jr., G	32	61-86	.709
2007	Charles Richardson Jr., Sr., G	31	68-81	.840
2006	Jamel White, Fr., G	33	69-86	.802
2005	Marcus Neal Jr., Sr., G	28	54-68	.794
2004	Nate Johnson, Sr., G	30	103-119	.866
2003	Nate Johnson, Jr., G	28	83-114	.728
2002	Cary Cochran, Sr., G	28	71-77	.922#
2001	Cookie Belcher, Sr., G	30	90-121	.744
2000	Danny Walker, Jr., G	29	59-76	.776
1999	Larry Florence, Sr., F	33	73-99	.737
1998	Tyronn Lue, Jr., G	32	120-145	.828
1997	Tyronn Lue, So., G	32	126-155	.813
1996	Erick Strickland, Sr., G	35	116-141	.823
1995	Tom Wald, Jr., G	32	80-96	.833
1994	Erick Strickland, So., G	30	77-95	.811
1993	Eric Piatkowski, Jr., F	30	98-129	.760
1992	Jamar Johnson, So., G	28	53-63	.841
1991	Eric Piatkowski, Fr., F	34	72-86	.837
1990	Clifford Scales, Jr., G	26	84-100	.840
1989	Eric Johnson, Sr., G	32	94-121	.777
1988	Jeff Rekeweg, Sr., F	31	74-88	.841
1987	Brian Carr, Sr., G	33	84-104	.808

1986	Brian Carr, Sr, G	30	79-93	.849
1985	Dave Hoppen, Jr., G	30	164-210	.781
1984	David Ponce, Sr., G	30	67-77	.870
1983	David Ponce, Jr., G	30	85-106	.802
1982	Jack Moore, Sr., G	27	123-131	.939
1981	Jack Moore, Jr., G	27	118-128	.922
1980	Jack Moore, So., G	31	184-211	.872
1979	Andre Smith, So., C	27	72-110	.655
1978	Brian Banks, Jr., G	30	73-103	.709
1977	Carl McPipe, So., C	29	74-108	.685
1976	Larry Cox, Sr., C	27	92-124	.742
1975	Larry Cox, Jr., C	26	78-104	.750
1974	Bob Siegel, So., F	26	42-56	.750
1973	Ricky Marsh, So., G	26	43-56	.768
1972	Kent Reckewey, So., G	19	35-41	.854
1971	Tony Riehl, Jr., G/F	26	44-58	.759
1970	Leroy Chalk, Jr., C	26	52-63	.825
1969	Tom Scantlebury, Jr., G	25	81-104	.779
1968	Bob Grattop, So., F	26	141-178	.792
1967	Tom Baack, Jr., F	25	82-99	.828
1966	Tom Baack, So., F	25	73-90	.811
1965	Tom Baack, Fr., F	25	92-108	.852
1964	Grant Simmons, So., G	25	82-121	.678
1963	Coley Webb	24	56-88	.636
1962	Ivan Grupe, F	25	66-90	.733
1961	Tom Russell, Jr., F/C	25	140-182	.769
1960	Jim Kowalke	18	46-62	.742
1959	Jan Wall	24	46-62	.742
1958	Jan Wall	18	31-39	.795
1957	Herschell Turner, G	25	136-183	.743
1956	Gary Reimers, G	23	96-123	.780
1955	Rex Ekwall, F	23	95-127	.748
1954	Rex Ekwall, F	21	108-151	.715
1953	Gary Renzelman	21	53-68	.779
1952	Fred Seger	21	90-139	.647
1951	Gerald Sandbulte	18	35-47	.745
1950	Joe Good	22	52-75	.693
1949	Bob Pierce	23	122-158	.772
1948	Bob Gates	23	37-49	.755
1947	Bus Whitehead	26	75-108	.694
1946	Rodney Cox	24	38-57	.667

*Minimum of 2 att. per game while playing in 75 percent of team's games.
#Led nation in free throw percentage.

3-POINT PERCENTAGE

Year	Leader*	G	3FG-Att.	Pct.
2014	Walter Pitchford, So., F	32	48-117	.410
2013	Dylan Talley, Sr., G	33	51-149	.342
2012	Dylan Talley, Jr., G	25	38-103	.369
2011	Toney McCray, Jr., G	32	35-86	.407
2010	Eshaunte Jones, Fr., G	29	40-92	.435
2009	Paul Velandier, Sr., G	31	60-150	.400
2008	Paul Velandier, Jr., G	31	36-94	.383
2007	Jay-R Strowbridge, Fr., G	29	25-54	.463
2006	Wes Wilkinson, Sr., F	32	62-148	.419
2005	Joe McCray, Fr., G	28	80-226	.354
2004	Brian Conklin, Sr., F	31	66-118	.559
2003	Andrew Drevo, Jr., F	29	48-149	.322
2002	Brian Conklin, So., F	28	65-150	.433
2001	Cary Cochran, Jr., G	30	78-165	.473
2000	Cary Cochran, So., G	29	62-160	.388
1999	Cary Cochran, Fr., G	32	39-98	.398
1998	Tyronn Lue, Jr., G	32	78-209	.373
1997	Cookie Belcher, Fr., G	33	30-76	.395
1996	Jaron Boone, Sr., G	34	59-167	.353
1995	Jaron Boone, Jr., G	32	70-182	.385
1994	Jaron Boone, So., G	30	35-95	.368
1993	Eric Piatkowski, Jr., F	30	48-129	.372
1992	Jamar Johnson, So., G	28	39-95	.411
1991	Clifford Scales, Sr., G	34	26-57	.456
1990	Chris Cresswell, Sr., G	26	37-97	.381
1989	Ray Richardson, Jr., G/F	32	57-145	.393
1988	Beau Reid, Fr., F	28	26-67	.388
1987	Henry T. Buchanan, Jr., G	33	28-62	.452

*Minimum of 1.5 att. per game while playing in 75 percent of team's games.

ASSISTS

Year	Leader	G	No.	Avg.
2014	Tai Webster, Fr., G	32	63	2.0
2013	Dylan Talley, Sr, G	33	81	2.5
2012	Bo Spencer, Sr., G	30	98	3.8
	Brandon Richardson, Sr, G	30	98	3.8
2011	Lance Jeter, Sr., G	33	145	4.5

2010	Lance Jeter, Jr., G	33	134	4.1
2009	Cookie Miller, So., G	30	109	3.6
2008	Cookie Miller, Fr., G	30	109	3.6
2007	Charles Richardson Jr., Sr., G	31	179	5.8
2006	Charles Richardson Jr., Jr., G	30	100	3.3
2005	Marcus Neal Jr., Sr., G	28	93	3.3
2004	Charles Richardson Jr., Fr., G	31	66	2.1
2003	Brennon Clemmons, Sr., G	26	68	2.6
2002	Jake Muhleisen, Fr., G	28	105	3.8
2001	Cookie Belcher, Sr., G	30	131	4.4
2000	Danny Walker, Jr., G	29	97	3.3
1999	Cookie Belcher, Jr., G	32	138	4.3
1998	Tyronn Lue, Jr., G	32	152	4.8
1997	Tyronn Lue, So., G	32	136	4.3
1996	Tyronn Lue, Fr., G	35	144	4.1
1995	Eric Strickland, Jr., G	31	133	4.3
1994	Jamar Johnson, Sr., G	28	123	4.4
1993	Jamar Johnson, Jr., G	28	102	3.3
1992	Jamar Johnson, So., G	28	130	4.6
1991	Beau Reid, Sr., F	34	130	3.8
1990	Clifford Scales, Jr., G	26	110	4.2
1989	Eric Johnson, Sr., G	32	135	4.2
	Beau Reid, So., F	32	135	4.2
1988	Eric Johnson, Jr., G	31	112	3.6
1987	Brian Carr, Sr., G	33	166	5.0
1986	Brian Carr, Jr., G	30	201	6.7
1985	Brian Carr, So., G	30	237	7.9
1984	David Ponce, Sr., G	30	124	4.1
1983	Stan Cloudy, Jr., F	28	106	3.3
1982	Jack Moore, Sr., G	27	109	4.0
1981	Jack Moore, Jr., G	27	108	4.0
1980	Jack Moore, So., G	31	145	4.7
1979	Bob Moore, Sr., G	27	81	3.0
1978	Brian Banks, Jr., G	30	96	3.2
1977	Allen Holder, Sr., G/F	29	119	4.1
1976	Jerry Ford, Sr., G	27	85	3.1
1975	Steve Erwin, Sr., F	26	85	3.3
1974	Ricky Marsh, So., G	26	77	3.0

BLOCKED SHOTS

Year	Leader	G	No.	Avg.
2014	Terran Petteway, So., G/F	32	24	0.8
2013	Andre Almeida, Sr., C	29	32	1.1
2012	Jorge Brian Diaz, Jr., C	16	31	1.9
2011	Andre Almeida, Jr., C	30	39	1.3
2010	Jorge Brian Diaz, Fr., C	33	41	1.2
2009	Toney McCray, Fr., G	30	18	0.6
2008	Aleks Maric, Sr., C	33	57	1.7
2007	Aleks Maric, Jr., C	30	33	1.1
2006	Wes Wilkinson, Sr., F	32	61	1.9
2005	John Turek, Sr., F	28	35	1.3
2004	John Turek, Jr., F	31	37	1.2
2003	John Turek, So., F	30	52	1.7
2002	John Turek, Fr., F	26	39	1.4
2001	Kimani Ffriend, Sr., C	28	74	2.6
2000	Kimani Ffriend, Jr., C	30	85	2.8
1999	Venson Hamilton, Sr., C	33	80	2.4
1998	Venson Hamilton, Jr., C	32	66	2.1
1997	Mikki Moore, Sr., C	33	88	2.7
1996	Mikki Moore, Jr., C	35	71	2.1
1995	Mikki Moore, So., C	32	67	2.1
1994	Terrance Badgett, So., F	29	26	0.9
1993	Derrick Chandler, Sr., C	31	53	1.7
1992	Derrick Chandler, Jr., C	29	91	3.1
1991	Rich King, Sr., C	34	68	2.0
1990	Rich King, Jr., C	28	45	1.6
1989	Rich King, So., C	33	50	1.5
1988	Derrick Vick, Sr., F	31	21	0.7
1987	Derrick Vick, Jr., F	32	19	0.6
1986	Dave Hoppen, Sr., C	19	11	0.6
1985	Ronnie Smith, Sr., C/F	29	13	0.4
	Dave Hoppen, Jr., C	30	13	0.4
1984	Dave Hoppen, So., C	30	12	0.4
1983	Dave Hoppen, Fr., C	32	19	0.6
1982	Lenard Johnson, Jr., F/C	27	23	0.9
1981	Andre Smith, Sr., C	26	20	0.8
1980	Greg Downing, Fr., G/F	31	15	0.5
1979	Carl McPipe, Sr., C	26	30	1.2
1978	Terry Novak, Sr., G/F	30	18	0.6

STEALS

Year	Leader	G	No.	Avg.
2014	David Rivers	25	25	1.0
2013	Ray Gallegos, Jr., G	33	46	1.4
2012	Brandon Richardson, Sr., G	30	54	1.8
2011	Lance Jeter, Sr., G	32	57	1.8
2010	Ryan Anderson, Sr., G	31	53	1.7
2009	Cookie Miller, So., G	30	45	1.5
	Steve Harley, Sr., G	31	45	1.5
2008	Cookie Miller, Fr., G	30	58	1.7
2007	Charles Richardson Jr., Sr., G	31	56	1.8
2006	Charles Richardson Jr., Jr., G	30	34	1.1
2005	Joe McCray, Fr., G	28	32	1.1
2004	Jake Muhleisen, Jr., G	31	36	1.2
2003	Brennon Clemmons, Sr., G	26	47	1.8
2002	Brennon Clemmons, Jr., G	28	48	1.7
2001	Cookie Belcher, Sr., G	30	82	2.7
2000	Larry Florence, Sr., F	30	44	1.5
1999	Cookie Belcher, Jr., G	32	102	3.2
1998	Cookie Belcher, So., G	32	75	2.3
1997	Cookie Belcher, Fr., G	33	87	2.6
1996	Erick Strickland, Sr., G	35	61	1.7
1995	Erick Strickland, Jr., G	31	89	2.9
1994	Erick Strickland, So., G	30	60	2.0
1993	Jamar Johnson, Jr., G	31	52	1.7
1992	Jamar Johnson, So., G	28	36	1.3
1991	Clifford Scales, Sr., G	34	64	1.9
1990	Clifford Scales, Jr., G	26	44	1.7
1989	Eric Johnson, Sr., G	32	68	2.1
1988	Eric Johnson, Jr., G	31	60	1.9
1987	Brian Carr, Sr., G	33	67	2.0
1986	Brian Carr, Jr., G	30	31	1.0
1985	Curtis Moore, Sr., F	30	45	1.5
1984	David Ponce, Sr., G	30	36	1.2
1983	Greg Downing, Sr., G/F	31	46	1.5
1982	Ray Collins, Sr., G/F	28	38	1.4
1981	Jack Moore, Jr., G	27	36	1.3
1980	Jack Moore, So., G	31	42	1.4
1979	Brian Banks, Sr., G	24	34	1.4
1978	Brian Banks, Jr., G	30	36	1.2

MINUTES PLAYED

Year	Leader	G	Min.	Avg.
2014	Shavon Shields, So., F	32	1042	32.6
2013	Ray Gallegos, Jr., G	33	1237	37.5
2012	Bo Spencer, Sr., G	30	976	32.5
2011	Lance Jeter, Sr., G	33	967	30.2
2010	Lance Jeter, Jr., G	33	1,024	31.0
2009	Steve Harley, Sr., G	31	937	30.2
2008	Ryan Anderson, So., G	33	980	29.7
2007	Charles Richardson Jr., Sr., G	31	1,125	36.3
2006	Jason Dourisseau, Sr., G	33	1,006	30.5
2005	Joe McCray, Fr., G	28	832	29.7
2004	Jake Muhleisen, Jr., G	31	827	26.7
2003	Nate Johnson, Jr., G	28	895	32.0
2002	Jake Muhleisen, Fr., G	28	821	29.3
2001	Cookie Belcher, Sr., G	30	1,024	34.1
2000	Steffon Bradford, Jr., F	30	904	30.1
1999	Venson Hamilton, Sr., C	33	1,074	32.5
1998	Tyronn Lue, Jr., G	32	1,149	35.9
1997	Tyronn Lue, So., G	32	1,150	35.9
1996	Jaron Boone, Sr., G	34	1,105	32.5
1995	Jaron Boone, Jr., G	32	1,043	32.6
1994	Eric Piatkowski, Sr., F	30	972	32.4
1993	Eric Piatkowski, Jr., F	30	892	29.7
1992	Eric Piatkowski, So., F	29	873	30.1
1991	Clifford Scales, Sr., G	34	982	28.9
1990	Clifford Scales, Jr., G	26	824	31.7
1989	Eric Johnson, Sr., G	32	996	31.1
1988	Eric Johnson, Jr., G	31	889	28.7
1987	Brian Carr, Sr., G	33	1,065	32.3
1986	Brian Carr, Jr., G	30	1,063	35.4
1985	Dave Hoppen, Jr., C	30	1,155	38.5
1984	Dave Hoppen, So., C	30	1,058	35.3
1983	Stan Cloudy, Jr., F	32	1,021	31.9
1982	Jack Moore, Sr., G	27	1,017	37.7
1981	Jack Moore, Jr., G	27	984	36.4
1980	Jack Moore, So., G	31	1,143	36.9
1979	Bob Moore, Sr., G	27	868	32.1

NEBRASKA YEAR BY YEAR

Season	Won-Lost	FG-FGA	Pct.	FT-FTA	Pct.	Reb.-Avg.	Pts.-Avg.
1948	11-13	494-1,717	.288	356-613	.581	*	1,344-56.0
1949	16-10	504-1,719	.293	351-595	.590	*	1,359-52.3
1950	16-7	490-1,506	.325	369-598	.617	*	1,349-58.7
1951	9-14	440-1,283	.343	329-447	.662	*	1,209-52.6
1952	7-17	569-1,661	.343	357-603	.592	888-37.0	1,495-62.3
1953	9-11	444-1,252	.355	510-795	.642	835-41.8	1,398-69.9
1954	8-13	503-1,336	.376	463-772	.600	747-35.6	1,469-70.0
1955	9-12	506-1,288	.393	474-681	.696	882-42.0	1,486-70.8
1956	7-16	490-1,421	.345	452-715	.632	770-33.5	1,432-62.3
1957	11-12	487-1,301	.374	446-667	.669	905-39.3	1,420-61.7
1958	10-13	470-1,255	.375	387-637	.608	892-38.8	1,327-57.7
1959	12-13	531-1,422	.373	402-619	.649	1,122-44.9	1,464-58.6
1960	7-17	561-1,559	.360	370-573	.646	1,170-48.8	1,492-62.7
1961	10-14	554-1,447	.383	437-651	.671	1,162-48.4	1,545-64.4
1962	9-16	575-1,470	.391	389-592	.657	1,128-45.1	1,539-61.6
1963	6-19	573-1,502	.381	341-554	.616	1,101-44.0	1,487-59.5
1964	8-17	645-1,676	.385	289-521	.555	1,063-42.5	1,579-63.2
1965	10-15	635-1,611	.394	436-724	.602	1,053-42.1	1,706-68.2
1966	20-5	739-1,708	.433	450-650	.692	1,061-42.4	1,926-77.2
1967	16-9	784-1,749	.448	424-583	.727	1,032-41.3	1,992-78.9
1968	15-10	725-1,612	.450	504-659	.765 (3)	835-33.4	1,954-78.2
1969	12-14	690-1,587	.435	527-739	.713	908-34.9	1,908-73.4
1970	16-9	696-1,527	.455	421-620	.679	899-36.0	1,813-72.5
1971	18-8	753-1,490	.505 (6)	402-574	.700	890-34.2	1,908-73.4
1972	14-12	734-1,509	.486	367-579	.634	1,022-39.3	1,835-70.6
1973	9-17	704-1,647	.427	244-380	.642	972-37.4	1,652-63.5
1974	14-12	725-1,730	.419	291-443	.657	1,121-43.1	1,741-67.0
1975	14-12	741-1,679	.441	317-485	.654	1,032-39.7	1,799-69.2
1976	19-8	715-1,637	.465	385-532	.724	890-33.0	1,815-67.2
1977	15-14	732-1,638	.447	350-541	.647	1,010-34.8	1,814-62.6
1978	22-8	829-1,696	.489	374-551	.679	963-32.1	2,032-67.7
1979	14-13	720-1,555	.463	289-438	.660	882-32.7	1,729-64.0
1980	18-13	812-1,600	.508	507-677	.749 (15)	809-26.1	2,131-68.7
1981	15-12	666-1,360	.490	380-507	.750 (11)	737-27.3	1,712-63.4
1982	16-12	679-1,441	.471	409-552	.741 (11)	777-27.8	1,767-63.1
1983	22-10	855-1,667	.513	478-696	.687	979-30.6	2,188-68.4
1984	18-12	786-1,529	.514	376-534	.704	846-28.2	1,948-64.9
1985	16-14	873-1,706	.512	409-568	.720	913-30.4	2,155-71.8
1986	19-11	835-1,635	.511	455-612	.743	902-30.1	2,125-70.8

Season	Won-Lost	FG-FGA	Pct.	3FG-Att.	Pct.	FT-FTA	Pct.	Reb.-Avg.	Pts.-Avg.
1987	21-12	904-1,933	.468	120-325	.369	544-778	.699	1,119-33.9	2,472-74.9
1988	13-18	832-1,737	.479	88-246	.358	456-636	.718	1,016-32.8	2,208-71.2
1989	17-16	936-1,991	.470	122-335	.364	541-808	.670	1,292-39.2	2,535-76.8
1990	10-18	829-1,759	.471	106-302	.351	495-717	.690	1,069-38.2	2,259-80.7
1991	26-8	1,081-2,185	.495	125-358	.349	690-981	.703	1,454-42.8	2,977-87.6
1992	19-10	842-1,826	.461	183-489	.374	467-739	.632	1,305-45.0	2,334-80.5
1993	20-11	908-1,975	.460	158-468	.338	523-765	.684	1,283-41.4	2,497-80.5
1994	20-10	956-1,978	.483	194-564	.344	514-690	.745 (9)	1,201-40.0	2,620-87.3(11)
1995	18-14	907-1,947	.466	173-504	.343	523-766	.683	1,209-37.8	2,510-78.4
1996	21-14	1,007-2,089	.482	176-494	.356	618-897	.689	1,353-38.7	2,808-80.2
1997	18-15	895-1,927	.464	113-349	.324	504-752	.670	1,295-39.2	2,407-72.9
1998	20-12	867-1,938	.447	150-436	.344	406-649	.626	1,263-39.5	2,290-71.6
1999	20-13	799-1,764	.453	113-365	.310	466-716	.651	1,169-35.4	2,177-66.0
2000	11-19	737-1,729	.426	144-434	.332	432-700	.617	1,217-40.6	2,050-68.3
2001	14-16	755-1,591	.487 (11)	184-480	.383	400-670	.597	1,075-35.8	2,134-71.1
2002	13-15	656-1,668	.393	267-729#	.366	375-555	.676	998-35.6	1,954-69.8
2003	11-19	686-1,724	.398	139-504	.276	389-599	.649	1,114-38.1	1,900-63.3
2004	18-13	765-1,641	.466	210-540	.389 (19)	444-618	.718	1,120-36.1	2,184-70.5
2005	14-14	661-1,556	.425	174-550	.316	409-620	.660	1,072-38.3	1,905-68.0
2006	19-14	736-1,796	.410	221-637	.347	508-758	.670	1,277-38.7	2,201-66.7
2007	17-14	700-1,537	.455	244-650	.375	428-600	.713	928-29.9	2,072-66.8
2008	20-13	790-1,729	.457	190-555	.342	444-667	.666	1,131-34.3	2,214-67.1
2009	18-13	686-1,571	.437	206-571	.361	421-600	.702	861-27.8	1,999-64.5
2010	15-18	768-1,745	.440	217-547	.397 (15)	441-654	.674	1,069-32.4	2,194-66.5
2011	19-13	773-1,677	.461	164-522	.314	414-590	.702	1,131-35.3	2,124-66.4
2012	12-18	649-1,521	.427	194-599	.324	335-437	.767 (7)	901-30.0	1,827-60.9
2013	15-18	708-1,741	.407	165-537	.307	342-494	.692	1,041-31.5	1,923-58.3
2014	19-13	719-1,684	.427	188-564	.333	511-713	.717	1,059-33.1	2,137-66.8

*Rebounding statistics unavailable prior to 1952 and for five games in 1952. #Third nationally in 3-pointers made per game. Note: National top-25 rank, if any, indicated in ().

OPPONENTS YEAR BY YEAR

Season	Games	FG-FGA	Pct.	FT-FTA	Pct.	Reb.-Avg.	Pts.-Avg.
1948	24	503-*	*	350-588	.627	*	1,356-56.5
1949	26	487-*	*	348-600	.580	*	1,322-50.8
1950	23	437-*	*	359-586	.613	*	1,233-53.6
1951	23	531-1,462	.363	283-445	.636	*	1,345-58.5
1952	24	*	*	*	*	*	1,580-65.8
1953	20	487-1,409	.346	458-707	.648	790-39.5	1,432-71.6
1954	21	546-1,407	.388	461-721	.639	707-33.7	1,553-74.0
1955	21	497-1,451	.343	514-748	.687	940-44.8	1,508-71.8
1956	23	574-1,626	.353	491-712	.690	1,019-44.3	1,639-71.3
1957	23	513-1,475	.348	493-754	.654	1,010-43.9	1,519-66.0
1958	23	567-1,526	.372	344-539	.638	985-42.8	1,478-64.3
1959	25	565-1,538	.367	374-559	.669	1,135-45.4	1,504-60.2
1960	24	545-1,476	.369	426-655	.650	1,191-49.6	1,516-63.2
1961	24	595-1,621	.367	381-571	.667	1,161-48.4	1,571-65.5
1962	25	656-1,584	.414	364-518	.703	1,052-42.1	1,676-67.0
1963	25	622-1,457	.427	441-639	.690	1,062-42.5	1,685-67.4
1964	25	661-1,633	.405	478-698	.685	1,097-43.9	1,800-72.0
1965	25	676-1,631	.414	486-714	.681	946-37.8	1,838-73.5
1966	25	718-1,666	.431	367-575	.638	987-39.5	1,803-72.1
1967	25	730-1,635	.446	480-691	.695	992-39.7	1,940-77.6
1968	25	750-1,526	.491	370-550	.673	799-32.0	1,870-74.8
1969	26	736-1,639	.449	451-656	.688	886-34.1	1,923-74.0
1970	25	674-1,457	.462	456-675	.676	839-33.6	1,804-72.1
1971	26	689-1,483	.465	384-600	.640	906-34.8	1,762-67.7 (15)
1972	26	654-1,519	.431	451-657	.686	973-37.4	1,759-67.7
1973	26	767-1,706	.450	275-423	.650	1,194-45.9	1,809-69.2
1974	26	716-1,729	.414	301-448	.672	1,084-41.7	1,733-66.7
1975	26	716-1,598	.448	365-525	.695	1,121-43.1	1,797-69.1
1976	27	674-1,447	.468	347-518	.670	907-33.6	1,695-62.8 (8)
1977	29	694-1,572	.441	383-547	.700	1,049-36.2	1,771-61.1 (6)
1978	30	735-1,546	.475	418-608	.688	967-32.2	1,888-62.9 (8)
1979	27	646-1,333	.485	391-552	.708	931-34.5	1,683-62.3 (9)
1980	31	856-1,644	.521	389-519	.750	952-30.7	2,101-67.8
1981	27	631-1,265	.499	350-473	.739	753-29.0	1,612-62.0 (14)
1982	28	607-1,351	.449	335-474	.707	883-31.5	1,549-55.3 (10)
1983	32	766-1,606	.477	418-609	.686	963-30.1	1,950-60.9
1984	30	723-1,452	.498	403-565	.713	821-27.4	1,849-61.6
1985	30	834-1,652	.505	401-574	.699	935-31.2	2,069-69.0
1986	30	822-1,669	.493	356-537	.663	923-30.8	2,000-66.7

Season	Games	FG-FGA	Pct.	3FG-Att.	Pct.	FT-FTA	Pct.	Reb.-Avg.	Pts.-Avg.
1987	33	887-1,888	.470	143-338	.423	537-773	.695	1,201-36.4	2,454-74.4
1988	31	803-1,684	.477	120-317	.379	602-844	.713	1,018-32.8	2,328-75.1
1989	33	916-2,011	.455	160-420	.381	586-880	.666	1,204-36.5	2,578-78.1
1990	28	863-1,817	.475	168-417	.403	516-715	.722	1,065-38.0	2,410-86.1
1991	34	950-2,173	.437	209-605	.345	563-891	.632	1,230-36.2	2,672-78.6
1992	29	846-2,016	.429	178-544	.327	345-563	.613	1,118-38.6	2,215-76.4
1993	31	827-1,923	.430	154-508	.303	538-833	.646	1,175-37.9	2,346-75.7
1994	30	850-1,951	.436	196-599	.327	523-791	.661	1,165-38.8	2,419-80.6
1995	32	831-1,997	.416	230-652	.353	475-707	.672	1,272-39.8	2,367-74.0
1996	35	900-2,174	.414	212-613	.346	631-956	.660	1,319-37.7	2,643-75.5
1997	33	791-1,928	.410	185-519	.356	589-864	.682	1,162-35.2	2,356-71.4
1998	32	774-1,935	.400	202-635	.318	442-671	.659	1,222-38.2	2,192-68.5
1999	33	752-1,809	.416	207-609	.340	410-639	.642	1,139-34.5	2,121-64.3
2000	30	797-1,888	.422	228-661	.345	398-609	.654	1,113-37.1	2,220-74.0
2001	30	742-1,720	.431	184-543	.339	418-594	.704	980-32.7	2,086-69.5
2002	28	706-1,631	.433	213-610	.349	355-510	.696	1,135-40.5	1,980-70.7
2003	30	724-1,776	.408	193-639	.302	413-585	.706	1,172-39.1	2,054-68.5
2004	31	685-1,711	.400 (20)	180-551	.327	399-583	.684	995-32.1	1,949-62.9
2005	28	618-1,493	.414	169-520	.325	385-567	.679	926-33.1	1,790-63.9
2006	33	793-1,928	.411	252-693	.364	342-522	.655	1,159-35.1	2,180-66.1
2007	31	686-1,593	.431	236-624	.378	381-541	.704	994-32.1	1,989-64.2
2008	33	687-1,710	.402 (28)	243-668	.364	385-548	.703	1,063-32.2	2,002-60.7 (18)
2009	31	638-1,482	.431	191-563	.339	405-586	.691	1,066-34.4	1,872-60.4 (22)
2010	33	725-1,682	.431	233-625	.373	486-700	.694	1,080-32.7	2,169-65.7
2011	32	773-1,677	.389 (7)	229-681	.336	393-581	.676	1,016-31.8	1,936-60.5 (16)
2012	30	696-1,533	.454	218-596	.366	359-509	.705	932-31.1	1,969-65.6
2013	33	736-1,695	.434	177-530	.344	445-659	.675	1,161-35.2	2,094-63.5
2014	32	696-1,658	.420	186-590	.315	507-744	.681	1,121-35.0	2,085-65.2

*Rebounding statistics unavailable prior to 1952 and for five games in 1952. Note: NU's national defensive rank, if any, indicated in ().

PINNACLE BANK ARENA

Opened on Aug. 29, 2013, Pinnacle Bank Arena is the home of the Nebraska men's and women's basketball programs. Located in the Haymarket District in downtown Lincoln, Pinnacle Bank Arena has a basketball capacity for over 15,000 and is quickly becoming one of the premier concert destinations in the Midwest. In its first year, it hosted concerts ranging from Jay-Z, Paul McCartney, Jason Aldean, Katy Perry, The Eagles and Michael Bubl .

Pinnacle Bank Arena opened to rave reviews during its first year of operation. It was a nominee for best New Major Concert Venue by Pollstar Magazine, one of five facilities in the world chosen for the honor. In April of 2014, the facility was chosen as the Best Arena in College Basketball by Athletic Business, a magazine source for athletic, fitness and recreation professionals.

The 470,400-square foot arena was created with basketball in mind. The facility features a split upper concourse, allowing fans to be closer to the floor than in a typical arena. Pinnacle Bank Arena also features expansive premium seating with 36 suites, 20 loge boxes and over 800 club seats in addition to courtside seating. Other arena amenities include free wifi, a Panasonic video board which is 16 1/2 feet tall and 22 feet wide, as well as an upper video board which is six feet tall and 22 feet wide, and retractable seating to allow an intimate environment on game days as well as over 160 concession points of sale. The arena also features an expansive student section with 1,000 seats on the 100 Level, including behind both team benches.

The \$179-million dollar arena is easily accessible in downtown Lincoln as nearly 5,100 parking stalls are within walking distance of the facility, including three new parking garages and the Festival Space to the north of Pinnacle Bank Arena. Pinnacle Bank Arena is part of a \$344 million project in the Haymarket District in downtown Lincoln which also includes a 200-room hotel, 100,000 square feet of retail space, another 100,000 square feet of office space and 100 residential units.

PINNACLE BANK ARENA TIMELINE

- May 11, 2010 Lincoln Arena Bond Issue Passes
- Sept. 7, 2011 Arena Groundbreaking
- Dec. 6, 2011 Naming rights awarded to Pinnacle Bank Arena
- June 2, 2012 Removal of BNSF Railroad begins
- Sept. 14, 2012 Canopy Street Groundbreaking
- Dec. 12, 2012 Arena Topping Off Ceremony
- Aug. 12, 2013 Arena Completion Date
- Aug. 16, 2013 UNL Graduate Commencement
- Aug. 17, 2013 UNL Undergraduate Commencement
- Aug. 29, 2013 Pinnacle Bank Arena Grand Opening
- Sept. 13, 2013 Michael Bubl  Concert (1st concert)
- Oct. 27, 2013 NU WBB vs. Pittsburg State (exhibition)
- Nov. 4, 2013 NU MBB vs. UNK (exhibition)
- Nov. 8, 2013 NU Women's Basketball Opener vs. UCLA
- Nov. 8, 2013 NU Men's Basketball Opener vs. FGCU

PINNACLE BANK ARENA CONSTRUCTION

- Owner:** City of Lincoln
- Owner's Representative:** PC Sports
- Operator:** SMG
- Construction Managers:** M.A. Mortenson Company/Hampton Construction Company
- Architect:** DLR Group
- Associate Architects:** BVH Architects/The Clark Enersen Partners
- Food Service Consultant:** SMG/Savor and Williams Caruso & Associates



OPENING NIGHT



Opening night for the Huskers at Pinnacle Bank Arena was a smashing success. The pregame ceremonies included performances from Tommy Lee and DJ Aero (upper left), the Cornhusker Marching Band (middle and lower left) while Karmin (top right) sang the national anthem. A sellout crowd of 15,119 was on hand as Nebraska defeated Florida Gulf Coast, 79-55, behind a game-high 28 points from Shavon Shields. Use your smart phone to watch some of the highlights from opening night at Pinnacle Bank Arena.

PINNACLE BANK ARENA

PINNACLE BANK ARENA FACTS

- Games: 16 in 1 season
- Record: 15-1 (.938)
- Overtime Record: 0-0 (.000)
- Record vs. Ranked Opponents: 2-0 (1.000)
- Record vs. Ranked Opponents: 13-1 (.929)
- Most Consecutive Home Winning Seasons: 1, 2013-14
- Most Home Games, Season: 16, 2013-14
- Most Wins in Pinnacle Bank Arena, Season: 15, 2013-14
- Most Home Wins, Season: 15, 2013-14
- Most Home Losses, Season: 1, 2013-14
- Most Consecutive Home Wins: 8, Jan. 20, 2014-present
- Most Consecutive Home Losses: 1, ended against Ohio State, Jan. 20, 2014
- Most Consecutive Home Conference Wins: 8, Jan. 20, 2014-present
- Most Consecutive Home Conference Losses: 1, Jan. 9, 2014, ended Jan. 20, 2014

TOP 10 PINNACLE BANK ARENA CROWDS

No.	Attend.	Opponent	Date
1.	15,998	Wisconsin	March 9, 2014
2.	15,978	Northwestern	March 1, 2014
3.	14,949	Arkansas State	Dec. 14, 2013
4.	15,945	Minnesota	Jan. 26, 2014
5.	15,891	Purdue	Feb. 23, 2014
6.	15,797	Penn State	Feb. 20, 2014
7.	15,404	Illinois	Feb. 12, 2014
8.	15,342	Ohio State	Jan. 20, 2014
9.	15,333	Indiana	Jan. 30, 2014
10.	15,332	Northern Illinois	Nov. 30, 2013

15,000-plus crowds
13 (Last time, March 9, 2014 vs. Wisconsin)

14,000-plus crowds
16 (Last time, March 9, 2014 vs. Wisconsin)

Season Opener Record
15,119, vs. Florida Gulf Coast, Nov. 8, 2013

Opening-Night Attendance
15,119, vs. Florida Gulf Coast, Nov. 8, 2013

Last Conference Sellout
15,998 vs. Wisconsin, March 9, 2014

Last Non-Conference Sellout
14,978 vs. The Citadel, Dec. 21, 2013



PINNACLE BANK ARENA YEAR BY YEAR

Season	Overall		Conference		Losses
	W-L	Pct.	W-L	Pct.	
2013-14	15-1	.938	8-1	.889	Michigan
1 Year	15-1	.938	8-1	.889	



RECORD VS. OPPONENTS AT PINNACLE BANK ARENA

Opponent	W-L	(Pct.)	Opponent	W-L	(Pct.)
Arkansas State	1-0	(1.000)	Ohio State	1-0	(1.000)
Florida Gulf Coast	1-0	(1.000)	Penn State	1-0	(1.000)
Illinois	1-0	(1.000)	Purdue	1-0	(1.000)
Indiana	1-0	(1.000)	South Carolina State	1-0	(1.000)
Miami (Fla.)	1-0	(1.000)	The Citadel	1-0	(1.000)
Michigan	0-1	(.000)	Western Illinois	1-0	(1.000)
Minnesota	1-0	(1.000)	Wisconsin	1-0	(1.000)
Northern Illinois	1-0	(1.000)	Non-Conference Totals	7-0	(1.000)
Northwestern	1-0	(1.000)	Conference	8-1	(.889)
			All-Time Record	15-1	(.938)

PINNACLE BANK ARENA RECORDS

NEBRASKA INDIVIDUAL

Points:
35, Terran Petteway vs. Minnesota, Jan. 26, 2014

Field Goals:
10, Shavon Shields vs. Wisconsin, March 9, 2014 (17 att.)
10, Terran Petteway vs. Purdue, Feb. 23, 2014 (19 att.)
10, Terran Petteway vs. Minnesota, Jan. 26, 2014 (19 att.)

Field Goal Attempts:
19, Terran Petteway vs. Purdue, Feb. 23, 2014 (10 made)

Field Goal Percentage:
.833, Leslee Smith vs. Northern Illinois, Nov. 30, 2013 (5-6)

Field Goals, No Misses:
Has Not Happened

3-Point Field Goals:
6, Ray Gallegos vs. South Carolina St., Nov. 17, 2013 (10 att.)

3-Point Field Goals Attempted:
6, Ray Gallegos vs. South Carolina St., Nov. 17, 2013 (6 made)
6, Ray Gallegos vs. Michigan, Jan. 9, 2014 (4 made)

3-Point Field Goal Percentage:
1.000, Walter Pitchford vs. Fla. Gulf Coast, Nov. 9, 2013 (2-2)

Free Throws:
15, Shavon Shields vs. Illinois, Feb. 12, 2014 (15 att.)

Free Throw Attempts:
19, Terran Petteway vs. Penn State, Feb. 20, 2014 (14 made)

Free Throws, No Misses:
15, Shavon Shields vs. Illinois, Feb. 12, 2014

Rebounds:
10, Six times, most recently Terran Petteway vs. Wisconsin, March 9, 2014

Assists:
6, Deverell Biggs vs. Arkansas State, Dec. 14, 2013

Blocked Shots:
3, David Rivers vs. Purdue, Feb. 23, 2014
3, Terran Petteway vs. Miami (Fla.), Dec. 4, 2013
3, Walter Pitchford vs. Northern Illinois, Nov. 30, 2013

Steals:
4, Benny Parker vs. Illinois, Feb. 12, 2004
4, Shavon Shields vs. Indiana, Jan. 30, 2014
4, Tai Webster vs. Miami (Fla.), Dec. 4, 2013

Minutes Played:
38, Terran Petteway vs. The Citadel, Dec. 21, 2013
38, Ray Gallegos vs. Wisconsin, March 9, 2014

NEBRASKA OPPONENT

Points:
29, Malik Smith, Minnesota, Jan. 26, 2014

Field Goals:
11, Kirk Van Slyke, Arkansas State, Dec. 14, 2013 (15 att.)

Field Goal Attempts:
19, Tim Frazier, Penn State, Feb. 20, 2014 (6 made)

Field Goal Percentage:
.833, Nigel Hayes, Wisconsin, March 9, 2014 (5-6)

Field Goals, No Misses:
Has Not Happened

3-Point Field Goals:
8, Malik Smith, Minnesota, Jan. 26, 2014 (12 att.)

3-Point Field Goals Attempted:
12, Malik Smith, Minnesota, Jan. 26, 2014 (8 made)

3-Point Field Goal Percentage:
1.000, Traevon Jackson, Wisconsin, March 9, 2014 (2-2)
1.000, Jordan Foster, Western Illinois, Nov. 11, 2014 (2-2)
1.000, Filip Cvjeticanin, Florida Gulf Coast, Nov. 9, 2013 (2-2)

Free Throws:
8, Aaron Craft, Ohio State, Jan. 20, 2014 (10 att.)

Free Throw Attempts:
11, Rayvonte Rice, Illinois, Feb. 12, 2014 (7 made)

Free Throws, No Misses:
6, Will Sheehy, Indiana, Jan. 30, 2014

Rebounds:
12, Nnanna Egwu, Illinois, Feb. 12, 2014

Assists:
5, Five times, most recently Josh Gasser, Wisconsin, March 9, 2014

Blocked Shots:
4 Frank Kamisky, Wisconsin, March 9, 2014
4 Alex Olah, Northwestern, March 1, 2014
4 A.J. Hammons, Purdue, Feb. 23, 2014

Steals:
4, Ed Townsel, Arkansas State, Dec. 14, 2013

Minutes Played:
40, Drew Crawford, Northwestern, March 1, 2014

NEBRASKA TEAM

Points in a Game:
83, vs. South Carolina State, Nov. 17, 2013

Fewest Points in a Game:
54, vs. Northwestern, March 1, 2014

Points in a Half:
50, vs. Arkansas State, Dec. 14, 2013 (1st)

Fewest Points in a Half:
19, vs. Indiana, Jan. 30, 2014 (1st)

Margin of Victory:
26, vs. South Carolina State, Nov. 17, 2013 (83-57)

Margin of Defeat:
1, vs. Michigan, Jan. 9, 2014 (70-71)

Field Goals:
29, vs. Arkansas State, Dec. 14, 2013 (60 att.)

Field Goal Attempts:
60, vs. Arkansas State, Dec. 14, 2013 (29 made)

Field Goal Percentage:
.531, vs. Michigan, Jan. 9, 2014 (26-49)

Lowest Field Goal Percentage:
.365, vs. Northwestern, March 1, 2014 (19-52)

3-Point Field Goals:
11, vs. Minnesota, Jan. 26, 2014 (22 att.)

3-Point Field Goals Attempted:
22, vs. Minnesota, Jan. 26, 2014 (11 att.)

3-Point Field Goal Percentage:
.545, vs. Wisconsin, March 9, 2014 (6-11)

Free Throws:
37, vs. Penn State, Feb. 20, 2014 (48 att.)

Fewest Free Throws:
11, vs. Michigan, Jan. 9, 2014 (12 att.)

Free Throw Attempts:
48, vs. Penn State, Feb. 20, 2014 (37 made)

Fewest Free Throws Attempted:
12, vs. Michigan, Jan. 9, 2014 (11 made)

Free Throw Percentage:
.917, vs. Michigan, Jan. 9, 2014 (11-12)

Rebounds:
40, vs. Northwestern, March 1, 2014

Fewest Rebounds:
22, vs. Indiana, Jan. 30, 2014

Personal Fouls:
26, vs. Purdue, Feb. 23, 2014

Fewest Personal Fouls:
12, vs. Michigan, Jan. 9, 2014

Assists:
19, vs. Minnesota, Jan. 26, 2014
19, vs. Arkansas State, Dec. 14, 2013

Turnovers:
17, vs. Ohio State, Jan. 20, 2014

Fewest Turnovers:
5, vs. South Carolina State, Nov. 17, 2013
5, vs. Wisconsin, March 9, 2014

Blocked Shots:
6, vs. Wisconsin, March 9, 2014
6, vs. Purdue, Feb. 23, 2014

Steals:
9, vs. Ohio State, Jan. 20, 2014
9, vs. Minnesota, Jan. 26, 2014
9, vs. Northern Illinois, Nov. 30, 2013

OPPONENT TEAM

Points in a Game:
78, by Minnesota, Jan. 26, 2014

Fewest Points in a Game:
47, by Western Illinois, Nov. 12, 2013
47, by Northwestern, March 1, 2014

Points in a Half:
48, by Minnesota, Jan. 26, 2014 (2nd)

Fewest Points in a Half:
13, by Miami (Fla.), Dec. 4, 2013 (1st)

Margin of Victory:
1, by Michigan, Jan. 9, 2014 (71-70)

Field Goals:
31, by Michigan, Jan. 9, 2014 (50 att.)

Field Goal Attempts:
63, by Penn State, Feb. 20, 2014 (22 made)

Field Goal Percentage:
.620, by Michigan, Jan. 9, 2014 (31-50)

Lowest Field Goal Percentage:
.302, by Purdue, Feb. 23, 2014 (16-53)

3-Point Field Goals:
10, by Minnesota, Jan. 26, 2014 (20 att.)

3-Point Field Goals Attempted:
27, by Northwestern, March 1, 2014 (7 made)

3-Point Field Goal Percentage:
.500, by Minnesota, Jan. 26, 2014 (10-20)

Free Throws:
22, by Purdue, Feb. 23, 2014 (29 att.)

Fewest Free Throws:
3, by Michigan, Jan. 9, 2014 (9 att.)

Free Throw Attempts:
29, by Purdue, Feb. 23, 2014 (22 made)

Fewest Free Throw Attempts:
9, by Michigan, Jan. 9, 2014 (3 att.)

Free Throw Percentage:
.759, by Purdue, Feb. 23, 2014 (22-29)

Rebounds:
42, by South Carolina State, Nov. 17, 2013

Fewest Rebounds:
20, by Michigan, Jan. 9, 2014

Personal Fouls:
27, by Penn State, Feb. 20, 2014

Fewest Fouls:
13, by Michigan, Jan. 9, 2014

Disqualifications:
1, by four teams, last by Wisconsin, March 9, 2014

Assists:
16, by Michigan, Jan. 9, 2014

Turnovers:
21, by Arkansas State, Dec. 14, 2013

Fewest Turnovers:
6, by Penn State, Feb. 20, 2014

Blocked Shots:
6, by Purdue, Feb. 23, 2014
6, by Wisconsin, March 9, 2014

Steals:
9, by Ohio State, Jan. 20, 2014
9, by Minnesota, Jan. 26, 2014
9, by Northern Illinois, Nov. 30, 2013

ATTENDANCE HISTORY

BOB DEVANEY SPORTS CENTER

Year	G	Total		Conference		
		Att.	Avg.	G	Att.	Avg.
1976-77	11	106,868	9,715	7	74,243	10,606
1977-78	17	172,892	10,170	7	90,514	12,931
1978-79	11	131,769	11,979	7	87,502	12,500
1979-80	16	145,626	9,102	7	79,015	11,288
1980-81	15	136,483	9,099	7	82,009	11,716
1981-82	14	143,819	10,273	7	79,329	11,333
1982-83	18	195,333	10,852	7	86,511	12,359
1983-84	17	173,721	10,219	7	82,233	11,746
1984-85	15	176,045	11,736	7	95,221	13,603
1985-86	15	146,117	9,741	7	78,208	11,173
1986-87	17	197,395	11,611	7	81,680	11,669
1987-88	14	159,100	11,364	7	90,875	12,982
1988-89	18	193,545	10,753	7	87,283	12,469
1989-90	15	150,190	10,013	7	81,894	11,699
1990-91	15	199,605	13,307	7	100,740	14,391
1991-92	16	207,950	12,997	7	100,079	14,297
1992-93	16	213,715	13,357	7	100,620	14,374
1993-94	16	212,447	13,278	7	100,973	14,475
1994-95	17	202,688	11,923	7	95,768	13,681
1995-96	16	168,225	10,514	7	87,065	12,438
1996-97	16	174,119	10,882	8	99,167	12,396
1997-98	15	141,472	9,431	8	87,060	10,883
1998-99	16	146,653	9,166	8	77,477	9,685
1999-2000	16	117,466	7,342	8	70,321	8,790
2000-01	14	122,602	8,757	8	77,057	9,632
2001-02	16	130,053	8,128	8	78,637	9,830
2002-03	15	121,179	8,079	8	70,264	8,783
2003-04	18	144,663	8,037	8	79,274	9,909
2004-05	16	131,763	8,235	8	72,869	9,109
2005-06	19	125,267	6,593	8	72,233	9,029
2006-07	16	134,981	8,436	8	75,009	9,376
2007-08	19	155,258	8,171	8	80,875	10,109
2008-09	18	146,964	8,164	8	81,744	10,218
2009-10	18	122,387	6,799	8	66,777	8,347
2010-11	19	178,507	9,395	8	90,131	11,266
2011-12	17	170,019	10,019	9	96,264	10,696
2012-13	18	186,342	10,352	9	98,909	10,990

PINNACLE BANK ARENA

Year	G	Total		Conference		
		Att.	Avg.	G	Att.	Avg.
2013-14	16	246,702*	15,419*	9	140,700*	15,633*

*Single-season record

LARGEST CROWDS TO SEE NEBRASKA

- 25,348 Xavier, at Minneapolis, Minn., March 14, 1991 (NCAA)
- 21,229 Ohio State, at Chicago, March 16, 2013 (B1GT)
- 19,667 Purdue, at Chicago, March 15, 2013 (B1GT)
- 18,999 Kansas, at Dallas, March 11, 2006 (B12T)
- 18,910 Oklahoma State, at Kansas City, Mo., March 9, 2011 (B12T)
- 18,892 Oklahoma, at Dallas, March 10, 2006 (B12T)
- 18,879 Oklahoma State, at Oklahoma City, March 8, 2007 (B12T)
- 18,596 Ohio State, at Indianapolis, March 14, 2014 (B1GT)
- 18,268 Missouri, Dallas, Texas, March 10, 2004 (B12T)
- 17,876 Iowa State, at Kansas City, Mo., March 8, 1996 (B8T)



CONFERENCE TOURNAMENT RESULTS

BIG EIGHT

1977 (NU, 0-1)
at Kansas 61, Nebraska 58,
Tournament Champion: Kansas State
Regular-Season Champion: Kansas State

1978 (NU, 1-1)
Nebraska 71, Oklahoma State 63
Missouri 61, Nebraska 58
Tournament Champion: Missouri
Regular-Season Champion: Kansas

1979 (NU, 0-1)
at Kansas State 61, Nebraska 60 (2OT)
Tournament Champion: Oklahoma
Regular-Season Champion: Oklahoma

1980 (NU, 1-1)
Nebraska 75, Oklahoma 68
Kansas State 60, Nebraska 59
Jack Moore, All-Tournament
Regular-Season Champion: Missouri
Tournament Champion: Kansas State

1981 (NU, 0-1)
Colorado 70, Nebraska 66
Tournament Champion: Kansas
Regular-Season Champion: Missouri

1982 (NU, 1-1)
Nebraska 60, Oklahoma State 49
Missouri 58, Nebraska 53
Tournament Champion: Missouri
Regular-Season Champion: Missouri

1983 (NU, 1-1)
Nebraska 94, Iowa State 71
Missouri 69, Nebraska 63
Tournament Champion: Oklahoma St.
Regular-Season Champion: Missouri

1984 (NU, 0-1)
Kansas State 41, Nebraska 39
Tournament Champion: Kansas
Champion: Oklahoma St. (13-1, 29-5)

1985 (NU, 0-1)
at Kansas 74, Nebraska 69
Tournament Champion: Oklahoma
Champion: Oklahoma (13-1, 31-6)

1986 (NU, 1-1)
Nebraska 82, Oklahoma State 75
Iowa State 75, Nebraska 58
Bernard Day, All-Tournament
Tournament Champion: Kansas
Champion: Kansas (13-1, 35-4)

1987 (NU, 0-1)
Kansas State 47, Nebraska 45
Tournament Champion: Missouri
Regular-Season Champion: Missouri

1988 (NU, 0-1)
Kansas State 75, Nebraska 70
Tournament Champion: Oklahoma
Regular-Season Champion: Oklahoma

1989 (NU, 0-1)
Missouri 98, Nebraska 70
Tournament Champion: Missouri
Regular-Season Champion: Oklahoma

1990 (NU, 0-1)
Oklahoma 78, Nebraska 65
Tournament Champion: Oklahoma
Regular-Season Champion: Missouri

1991 (NU, 2-1)
Nebraska 117, Oklahoma 113 (OT)
Nebraska 87, Kansas 83
Missouri 90, Nebraska 82
Clifford Scales and Tony Farmer,
All-Tournament
Tournament Champion: Missouri
Regular-Season Co-Champions: Oklahoma St.; Kansas

1992 (NU, 0-1)
Oklahoma 107, Nebraska 85
Tournament Champion: Kansas
Regular-Season Champion: Kansas

1993 (NU, 0-1)
Kansas State 47, Nebraska 45
Tournament Champion: Missouri
Regular-Season Champion: Kansas

1994 (NU, 3-0)
Nebraska 105, Oklahoma 88
Nebraska 98, Missouri 91
Nebraska 77, Oklahoma State 66
Tournament Champion: Nebraska
All-Tournament: Eric Piatkowski (MVP),
Bruce Chubick, Jaron Boone,
Regular-Season Champion: Missouri

1995 (NU, 0-1)
Oklahoma State 68, Nebraska 48
Tournament Champion: Oklahoma St.
Regular-Season Champion: Kansas

1996 (NU, 0-1)
Iowa State 62, Nebraska 60
Tournament Champion: Iowa State
Regular-Season Champion: Kansas

BIG 12

1997 (NU, 0-1)
Missouri 78, Nebraska 72
Tournament Champion: Kansas
Regular-Season Champion: Kansas

1998 (NU, 1-1)
Nebraska 65, Baylor 46
Kansas 91, Nebraska 59
Tournament Champion: Kansas
Regular-Season Champion: Kansas

1999 (NU, 1-1)
Nebraska 69, Texas Tech 50
Kansas 77, Nebraska 53
Tournament Champion: Kansas
Regular-Season Champion: Texas

2000 (NU, 0-1)
Baylor 63, Nebraska 55
Tournament Champion: Iowa State
Regular-Season Champion: Iowa State

2001 (NU, 0-1)
Kansas State 72, Nebraska 68
Tournament Champion: Oklahoma
Regular-Season Champion: Iowa State

2002 (NU, 0-1)
Colorado 67, Nebraska 60
Tournament Champion: Oklahoma
Regular-Season Champion: Kansas

2003 (NU, 0-1)
Missouri 70, Nebraska 61
Tournament Champion: Oklahoma
Regular-Season Champion: Kansas

2004 (NU, 0-1)
Oklahoma 63, Nebraska 59
Tournament Champion: Oklahoma St.
Regular-Season Champion: Oklahoma St.

2005 (NU, 0-1)
Missouri 70, Nebraska 67
Tournament Champion: Oklahoma St.
Regular-Season Co-Champions: Oklahoma, Kansas

2006 (NU, 2-1)
Nebraska 71, Missouri 64
Nebraska 69, Oklahoma 63
Kansas 79, Nebraska 65
Tournament Champion: Kansas
Regular-Season Co-Champion: Texas, Kansas

2007 (NU, 0-1)
Oklahoma State 54, Nebraska 39
Tournament Champion: Kansas
Regular-Season Champion: Kansas

2008 (NU, 1-1)
Nebraska 61, Missouri 56
Kansas 64, Nebraska 54
Tournament Champion: Kansas

Regular-Season Co-Champions: Texas and Kansas

2009 (NU, 0-1)
Baylor 65, Nebraska 49
Tournament Champion: Missouri
Regular-Season Champion: Kansas

2010 (NU, 1-1)
Nebraska 75, Missouri 60
Texas A&M 70, Nebraska 64
Tournament Champion: Kansas
Regular-Season Champion: Kansas

2011 (NU, 0-1)
Oklahoma State 53, Nebraska 52
Tournament Champion: Kansas
Regular-Season Champion: Kansas

BIG TEN

2012 (NU, 0-1)
Purdue 79, Nebraska 61
Tournament Champion: Michigan State
Regular-Season Champions: Ohio State,
Michigan State, Michigan

2013 (NU, 1-1)
Nebraska 57, Purdue 55
Ohio State 70, Nebraska 51
Tournament Champion: Ohio State
Regular-Season Champion: Indiana

2014 (NU, 0-1)
Ohio State 71, Nebraska 67
Tournament Champion: Michigan State
Regular-Season Champion: Michigan

BIG TEN TOURNAMENT RECORD VS. OPPONENT

NU Opponent	League	League	League
	Tourney	Tourney	Tourney
	In Indy	In Chicago	In Chicago
Illinois	0-0	0-0	0-0
Indiana	0-0	0-0	0-0
Iowa	0-0	0-0	0-0
Michigan	0-0	0-0	0-0
Michigan State	0-0	0-0	0-0
Northwestern	0-0	0-0	0-0
Ohio State	0-2	0-1	0-1
Penn State	0-0	0-0	0-0
Purdue	1-1	0-1	1-0
Wisconsin	0-0	0-0	0-0
Total	1-3	0-2	1-1

CONFERENCE TOURNAMENTS

NEBRASKA BY ROUND

First*

Home: 0-0
Away: 0-0
Indianapolis: 0-1
Chicago: 1-0
Big Ten: 1-1
All-Time: 5-11

Quarterfinals

Indianapolis: 0-1
Chicago: 0-1
Big Ten: 0-1
All-Time: 9-18

Semifinals

Indianapolis: 0-0

Chicago: 0-0
Big Ten: 0-0
All-Time: 2-7

Championship

Indianapolis: 0-0
Chicago: 0-0
Big Ten: 0-0
All-Time: 1-1

Totals

Indianapolis: 0-1
Chicago: 0-0
All-Time: 16-35

*-First round refers to opening round of Big 12 tourney or Big Ten Tournament; quarterfinals are opening round of Big Eight tourney, quarterfinals of Big 12 or quarterfinals of Big Ten Tournament.

CONFERENCE TOURNAMENT RECORDS

INDIVIDUAL GAME

Points--42; Eric Piatkowski vs. Oklahoma, 1994
 Opponent--34; Jeff Webster, Oklahoma, 1994
 Field Goals--14; Eric Piatkowski vs. Oklahoma, 1994 (23 att.)
 Opponent--12; Jeff Webster, Oklahoma, 1994 (21 att.)
 Field Goal Attempts--23; Eric Piatkowski vs. Oklahoma, 1994 (14 made); Tyronn Lue vs. Missouri, 1997 (10 made)
 Opponent--21; John Douglas, Kansas, Feb. 26, 1977 (9 made); Jeff Webster, Oklahoma, 1994 (12 made); Larry Reid, Kansas State, March 3, 2001 (10 made)
 Field Goals, No Misses--6; Andre Smith vs. Colorado, 1981
 Opponent--8; Ed Nealy, Kansas State, 1980
 3-Point Field Goals--6; Cary Cochran vs. Colorado, 2002 (11 att.)
 Opponent--6; Randy Rutherford, Oklahoma State, 1994 (11 att.); Blair Wilson, Colorado, 2002 (11 att.)
 3-Point Field Goal Attempts--11; Cary Cochran vs. Colorado, 2002 (6 made)
 Opponent--14; Mark Atkins, Missouri, 1994 (4 made)
 3-Point Field Goal Pct.--1.000; Clifford Scales vs. Oklahoma, 1991 (3-3); Marcus Perry, vs. Oklahoma, 2006 (3-3)
 Opponent--.750; Askia Jones, Kansas State, 1993 (3-4).750; Curtis Jerrells, Baylor, 2009 (3-4)
 Free Throws--13; Tony Farmer, vs. Kansas, 1991 (16 att.)
 Opponent--12; Doug Smith, Missouri, 1991 (14 att.)
 Free Throw Attempts--16; Tony Farmer vs. Kansas, 1991 (13 made)
 Opponent--14; Doug Smith, Missouri, 1991 (12 made)
 Free Throws Made, No Misses--*12; Tony Farmer vs. Oklahoma, 1991
 Opponent--11; Mark Tucker, Oklahoma State, 1978
 Rebounds--16; Bruce Chubick vs. Missouri, 1994
 Opponent--20; Kevin Rogers, Baylor, 2009
 Assists--14; Brian Carr at Kansas, 1985
 Opponent--9; Lee Coward, Missouri, 1989
 Blocked Shots--5; Derrick Chandler vs. Kansas State, 1993
 Opponent--8; John Flippen, Baylor, 2000
 Steals--8; Venson Hamilton vs. Texas Tech, 1999
 Opponent--6; Nick Bradford, Kansas, 1998
 Minutes--50; Andre Smith and Brian Banks at Kansas State, 1979
 Opponent--50; Glenn Marshall, Kansas State, 1979

INDIVIDUAL CAREER

Points--136; Eric Piatkowski, 1991-94 (8 games)
 Field Goals--45; Eric Piatkowski, 1991-94 (110 att., 8 games)
 Field Goal Attempts--110; Eric Piatkowski, 1991-94 (45 made, 8 games)
 Field Goal Percentage--.667; Mike Naderer, 1978-81 (24-36, 6 games)
 3-Point Field Goals--13; Eric Piatkowski, 1991-94 (47 att., 8 games); Erick Strickland, 1993-96 (30 att., 6 games)
 3-Point Field Goal Attempts--47; Eric Piatkowski, 1991-94 (13 made, 8 games)
 3-Point Field Goal Pct.--.556; Eric Johnson, 1988-89 (5-9, 2 games)
 Free Throws--33; Eric Piatkowski, 1991-94 (41 att., 8 games)
 Free Throw Attempts--41; Eric Piatkowski, 1991-94 (33 made, 8 games)
 Free Throw Percentage--.900; Jack Moore, 1980-82 (27-30, 5 games)
 Rebounds--54; Aleks Maric, 2005-08 (7 games)
 Assists--29; Brian Carr, 1984-87 (5 games)
 Blocked Shots--15; Venson Hamilton, 1996-99 (6 games)
 Steals--15; Venson Hamilton, 1996-99 (6 games)
 Minutes Played--255; Eric Piatkowski, 1991-94 (8 games)
 Minutes Per Game--*40.75; Brian Banks, 1977-79 (163 in 4 games)
 *Indicates overall tournament record

TEAM GAME

Points--117; vs. Oklahoma, 1991 (OT)
 Opponent--113; Oklahoma, 1991 (OT)
 Points in Half--59; vs. Oklahoma, 1991 (2nd)
 Opponent--59; Missouri, 1994 (2nd)
 Field Goals--38; vs. Oklahoma, 1991 (84 att.)
 Opponent--39; Missouri, 1989 (68 att.); Oklahoma, 1992 (73 att.)

Field Goal Attempts--84; vs. Oklahoma, 1991 (38 made)
 Opponent--82; Missouri, 1994 (32 made)
 Field Goal Percentage--.646; vs. Oklahoma State, 1986 (31-48)
 Opponent--.610; Missouri, 1983 (25-41)
 3-Point Field Goals--10; vs. Missouri, 1994 (24 att.); vs. Missouri, 2003 (33 att.)
 Opponent--12; Baylor, 2000 (27 att.)
 3-Point Field Goals Attempted--*33; vs. Missouri, 2003 (10 made)
 Opponent--28; Missouri, 1994 (7 made)
 3-Point Field Goal Pct.--.571; vs. Kansas, 1991 (4-7)
 Opponent--.692; Oklahoma, 1992 (9-13)
 Free Throws--34; vs. Iowa State, 1983 (42 att.); Oklahoma, 1991 (41 att.)
 Opponent--37; Oklahoma, 1991 (51 att.)
 Free Throw Attempts--42; vs. Iowa State, 1983 (34 made)
 Opponent--*51; Oklahoma, 1991 (37 made)
 Free Throw Percentage--1.000; vs. Baylor, 2009 (10-10)
 Opponent--.923; Missouri, 1991 (12-13)
 Rebounds--55; vs. Oklahoma, 1991
 Opponent--53; Kansas, 1998
 Assists--22; vs. Oklahoma State, 1986
 Opponent--26; Kansas, 1998
 Blocked Shots--10; vs. Iowa State, 1996
 Opponent--9; Baylor, 2000; Colorado, 2002
 Steals--23; vs. Texas Tech, 1999
 Opponent--15; Kansas, 1999



Venson Hamilton scored more than 1,400 career points and was the first player in Nebraska history to record more than 1,000 career rebounds.

POSTSEASON RESULTS

Year	Tournament/Round	Opponent	Result	Site	NU High Scorer	NU High Rebounds	NU High Assists
1948-49	*NCAA Playoff	Oklahoma State	L, 35-52	Kansas City, Mo.	N/A	N/A	N/A
1966-67	NIT/First	Bye					
	Quarterfinals	Marshall	L, 88-119	New York City	Tom Baack, 33	Tom Baack, 10	Tom Baack, 5
1977-78	NIT/First	Utah State	W, 67-66	Lincoln, Neb.	Andre Smith, 18	Carl McPipe, 7	Novak, Banks, 6
	Quarterfinals	Texas	L, 48-67	Austin, Texas	Carl McPipe, 16	Carl McPipe, 7	Terry Novak, 3
1979-80	NIT/First	Michigan	L, 69-76	Ann Arbor, Mich.	Andre Smith, 30	Andre Smith, 12	Jack Moore, 2
1982-83	NIT/First	Tulane	W, 72-65	Lincoln, Neb.	Stan Cloudy, 20	Stan Cloudy, 14	Stan Cloudy, 7
	Second	Iona	W, 85-73	Lincoln, Neb.	Stan Cloudy, 24	Stan Cloudy, 8	Cloudy, Williams, 5
	Quarterfinals	TCU	W, 67-57	Lincoln, Neb.	Stan Cloudy, 18	Stan Cloudy, 9	Ponce, Downing, 7
	Semifinals	DePaul	L, 58-68	New York City	Dave Hoppen, 15	Dave Hoppen, 9	Greg Downing, 5
1983-84	NIT/First	Creighton	W, 56-54	Omaha, Neb.	Dave Hoppen, 25	Dave Hoppen, 10	Carr, Ponce, 5
	Second	Xavier	L, 57-58	Cincinnati, Ohio	Dave Hoppen, 22	Dave Hoppen, 7	Eric Williams, 5
1984-85	NIT/First	Canisius	W, 79-66	Lincoln, Neb.	Dave Hoppen, 21	Bill Jackman, 10	Harvey Marshall, 5
	Second	UCLA	L, 63-82	Los Angeles, Calif.	Dave Hoppen, 23	Dave Hoppen, 9	Brian Carr, 6
1985-86	NCAA/First	Western Kentucky	L, 59-67	Charlotte, N.C.	Bernard Day, 18	Chris Logan, 12	Brian Carr, 5
1986-87	NIT/First	Marquette	W, 78-76	Lincoln, Neb.	Bernard Day, 18	Vick, Day, 6	Bernard Day, 5
	Second	Arkansas	W, 78-71	Lincoln, Neb.	Anthony Bailous, 20	Bill Jackman, 9	Henry T. Buchanan, 6
	Quarterfinals	Washington	W, 81-76	Lincoln, Neb.	Carr, Vick, 17	Derrick Vick, 8	Three with 3
	Semifinals	Southern Mississippi	L, 75-82	New York City	Derrick Vick, 19	Bill Jackman, 9	Brian Carr, 7
	Third Place	Arkansas-Little Rock	W, 76-67 (OT)	New York City	Brian Carr, 18	Derrick Vick, 12	Brian Carr, 9
1988-89	NIT/First	Arkansas State	W, 81-79	Lincoln, Neb.	Eric Johnson, 18	Pete Manning, 5	Clifford Scales, 10
	Second	Ohio State	L, 74-85	Columbus, Ohio	Eric Johnson, 23	Reid, Owens, 7	Reid, Johnson, 5
1990-91	NCAA/First	Xavier	L, 84-89	Minneapolis, Minn.	Rich King, 25	Rich King, 12	Rich King, 4
1991-92	NCAA/First	Connecticut	L, 65-86	Cincinnati, Ohio	Derrick Chandler, 17	Derrick Chandler, 11	Eric Piatkowski, 5
1992-93	NCAA/First	New Mexico State	L, 79-93	Syracuse, N.Y.	Eric Piatkowski, 29	Derrick Chandler, 10	Three with 3
1993-94	NCAA/First	Pennsylvania	L, 80-90	Uniondale, N.Y.	Eric Piatkowski, 23	Piatkowski, Chubbick, 8	Jamar Johnson, 5
1994-95	NIT/First	Georgia	W, 69-61	Lincoln, Neb.	Erick Strickland, 21	Erick Strickland, 10	Jaron Boone, 6
	Second	Penn State	L, 59-65	Lincoln, Neb.	Mikki Moore, 15	Erick Strickland, 7	Erick Strickland, 8
1995-96	NIT/First	Colorado State	W, 91-83	Fort Collins, Colo.	Erick Strickland, 19	Mikki Moore, 10	Tyronn Lue, 5
	Second	Washington State	W, 82-73	Lincoln, Neb.	Erick Strickland, 18	Venson Hamilton, 12	Boone, Strickland, 4
	Third	Fresno State	W, 83-71	Fresno, Calif.	Erick Strickland, 17	Moore, Garner, 10	Erick Strickland, 5
	Semifinals	Tulane	W, 90-78	New York City	Garner, Strickland, 20	Venson Hamilton, 9	Jaron Boone, 6
	Championship	St. Joseph's	W, 60-56	New York City	Erick Strickland, 13	Mikki Moore, 13	Lue, Boone, 4
1996-97	NIT/First	Washington	W, 67-63	Lincoln, Neb.	Tyronn Lue, 14	Venson Hamilton, 10	Moore, Lue, 4
	Second	Nevada	W, 78-68	Reno, Nev.	Mikki Moore, 21	Mikki Moore, 15	Tyronn Lue, 4
	Third	Connecticut	L, 67-76	Storrs, Conn.	Mikki Moore, 24	Venson Hamilton, 6	Belcher, Markowski 2
1997-98	NCAA/First	Arkansas	L, 65-74	Boise, Idaho	Tyronn Lue, 18	Venson Hamilton, 10	Tyronn Lue, 6
1998-99	NIT/First	UNLV	W, 68-55	Lincoln, Neb.	Cookie Belcher, 17	Andy Markowski, 11	Cookie Belcher, 5
	Second	TCU	L, 89-101	Fort Worth, Texas	Cary Cochran, 23	Venson Hamilton, 10	Three with 4
2003-04	NIT/Opening	Creighton	W, 71-70	Omaha, Neb.	Andrew Drevo, 20	Andrew Drevo, 9	Marcus Neal, 4
	First	Niagara	W, 78-70	Lincoln, Neb.	Turek, Johnson, 17	John Turek, 8	Brian Conklin, 4
	Second	Hawaii	L, 83-84	Honolulu, Hawaii	Nate Johnson, 26	Brian Conklin, 6	Marcus Neal, 3
2005-06	NIT/First	Hofstra	L, 62-73	Hempstead, N.Y.	Jason Dourisseau, 15	Aleks Maric, 12	Jamel White, 6
2007-08	NIT/First	Charlotte	W, 67-48	Lincoln, Neb.	Ade Dagunduro, 15	Aleks Maric, 10	Aleks Maric, 5
	NIT/Second	Mississippi	L, 75-87 (ot)	Oxford, Miss.	Aleks Maric, 18	Aleks Maric, 10	Sek Henry, 5
2008-09	NIT/First	New Mexico	L, 71-83	Albuquerque, N.M.	Sek Henry, 13	Ade Dagunduro, 5	Cookie Miller, 4
2010-11	NIT/First	Wichita State	L, 49-76	Wichita, Kan.	Jeter, Diaz, 12	Jorge Brian Diaz, 8	Lance Jeter, 3
2013-14	NCAA/Second	Baylor	L, 60-74	San Antonio, Texas	Terran Petteway, 18	Shields, Pitchford, 5	Ray Gallegos, 2



NEBRASKA IN THE POSTSEASON

All-Time Postseason Appearances*: 24 (7 NCAA, 17 NIT)

All-Time Postseason Record: 23-23

In the NCAA Tournament: 0-7 (1986, 1991, 1992, 1993, 1994, 1998, 2014)

In the NIT: 23-16 (1967, 1978, 1980, 1983, 1984, 1985, 1987, 1989, 1995, 1996, 1997, 1999, 2004, 2006, 2008, 2009, 2011)

In the NCAA Playoffs: 0-1* (1949)

*Playoff game between Big Seven and Missouri Valley Conference champions for berth in eight-team NCAA Tournament field. Not considered to be "official" participation in the NCAA Tournament.

POSTSEASON RECORDS

INDIVIDUAL GAME

Points--33, Tom Baack vs. Marshall, March 13, 1967
 Opponent--46, George Stone, Marshall, March 13, 1967
 Field Goals--13, Tom Baack vs. Marshall, March 13, 1967 (24 att.)
 Opponent--20, George Stone, Marshall, March 13, 1967 (38 att.)
 Field Goal Attempts--24, Tom Baack vs. Marshall, March 13, 1967 (13 made)
 Opponent--38, George Stone, Marshall, March 13, 1967 (20 made)
 Field Goal Percentage (min. 5 att.)--1.000, Mikki Moore at Nevada, March 18, 1997 (9-9)
 Opponent--1.000, Adrian Uter, Hofstra, March 16, 2006 (6-6)
 3-Point Field Goals--7, Cary Cochran at TCU, March 15, 1999 (7-9)
 Opponent--6, Jason Carter, Hawaii, March 22, 2004 (7 att.)
 3-Point Field Goal Attempts--12, Brian Conklin vs. Hawaii, March 22, 2004 (6 made)
 Opponent--17, Dominick Young, Fresno State, March 22, 1996 (5 made)
 3-Point Field Goal Pct.--.778, Cary Cochran at TCU, March 15, 1999 (7-9)
 Opponent--.857, Jason Carter, Hawaii, March 22, 2004 (6-7)
 Free Throws--13, Dave Hoppen vs. Canisius, March 13, 1985 (16 att.)
 Opponent--10, Brady Heslip, Baylor, March 21, 2014 (10 att.)
 Free Throw Attempts--16, Dave Hoppen vs. Canisius, March 13, 1985 (13 made)
 Opponent--11, Kevin Freeman, Connecticut, March 21, 1997 (7 made)
 Free Throws, No Misses--7, Sek Henry at New Mexico, March 17, 2009
 Opponent--10, Brady Heslip, Baylor, March 21, 2014
 Rebounds--15, Mikki Moore at Nevada, March 18, 1997
 Opponent--16, Bob Allen, Marshall, March 13, 1967;
 16, Tyrone Corbin, DePaul, March 28, 1983
 Assists--10, Clifford Scales vs. Arkansas State, March 16, 1989
 Opponent--16, Sam Crawford, New Mexico State, March 19, 1993
 Blocked Shots--5, Aleks Maric at Hofstra, March 16, 2006
 Opponent--8, Walter Downing, DePaul, March 28, 1983
 Steals--6, Brian Carr vs. Arkansas-Little Rock, March 26, 1987; Cookie
 Belcher vs. Washington, March 12, 1997; Cookie Belcher vs. Arkansas,
 March 12, 1998; Cookie Belcher vs. UNLV, March 10, 1999
 Opponent--8, Dominick Young, Fresno State, March 22, 1996

TEAM GAME

Points--91, vs. Colorado State, March 14, 1996
 Opponent--119, by Marshall, March 13, 1967
 Points in a Half--52, vs. Colorado State, March 14, 1996 (2nd)
 Opponent--61, by Marshall, March 13, 1967 (2nd)
 Field Goals--37, vs. Marshall, March 13, 1967 (90 att.)
 Opponent--46, by Marshall, March 13, 1967 (90 att.)
 Field Goal Attempts--90, vs. Marshall, March 13, 1967 (37 made)
 Opponent--90, by Marshall, March 13, 1967 (46 made)
 Field Goal Percentage--.588, vs. Washington State, March 19, 1996 (30-51)
 Opponent--.621, by TCU, March 15, 1999 (36-58)
 3-Point Field Goals--10, vs. Colorado State, March 14, 1996 (17 att.);
 10, at TCU, March 15, 1999 (19 att.)
 Opponent--12, by Penn State, March 21, 1995 (28 att.)
 3-Point Field Goal Attempts--27, at Hofstra, March 16, 2006 (9 made)
 Opponent--28, by Penn State, March 21, 1995 (12 made)
 3-Point Field Goal Pct.--.588, vs. Colorado State, March 14, 1996 (10-17)
 Opponent--.571, by Arkansas State, March 16, 1989 (8-14)
 Free Throws--33, vs. Canisius, March 13, 1985 (41 att.); vs. Tulane, March 26, 1996 (45 att.)
 Opponent--38, by Baylor, March 21, 2014 (48 att.)
 Free Throw Attempts--45, vs. Tulane, March 26, 1996 (33 made)
 Opponent--48, Baylor, March 21, 2014 (38 made)
 Free Throw Percentage--.900, at Ohio State, March 20, 1989 (9-10)
 Opponent--.905, Arkansas, March 12, 1998 (19-21)
 Rebounds--49, vs. Connecticut, March 19, 1992
 Opponent--63, by Marshall, March 13, 1967
 Assists--24, three times, most recently vs. Arkansas State, March 16, 1989
 Opponent--26, by TCU, March 15, 1999
 Blocked Shots--7, at Hofstra, March 16, 2006
 Opponent--10, by DePaul, March 28, 1983; by Connecticut, March 21,
 1997; by TCU, March 15, 1999;
 Steals--15, vs. Washington, March 12, 1997
 Opponent--16, by Tulane, March 26, 1996




Mikki Moore led Nebraska to the 1996 NIT championship game, where the Huskers defeated St. Joseph's, 60-56, to earn their first-ever basketball title on the national level.



Cookie Belcher shares the school record with six steals in a postseason game. He accomplished the feat on three occasions as a Husker.

HISTORY



TYRONN LUE

THE HISTORY OF HUSKER BASKETBALL

By Mike Babcock

As near as anyone can determine, the University of Nebraska was first represented by a men's basketball team on Feb. 2, 1897, just six years after Dr. James A. Naismith set down the rules of the game at the International YMCA Training School in Springfield, Mass.

A team from the Lincoln YMCA was the opponent, and Nebraska posted an 11-8 victory at Grant Memorial Hall, the home of the Huskers for all but two seasons until the Coliseum opened in 1926. The same teams played in Grant Hall three weeks later with a similar result, as NU won 23-14. Nebraska had to rally in the second game. The Hesperian, a student newspaper, reported: "At the end of the first half the score stood 9 to 6 in favor of the visitors but during the second half our boys took a brace and some excellent work was done."

Such was the modest beginning of a program that has enjoyed its greatest success since 1980. In that span, NU has earned a 504-379 record and 18 postseason appearances, including six NCAA Tournaments, while adding a Phillips 66 Big Eight Tournament title in 1994 and the 1996 National Invitation Tournament championship.

Nebraska doubled its schedule in 1898, losing twice to the Lincoln YMCA and splitting two games with the Omaha YMCA. A 16-12 loss against the Omaha YMCA provided evidence as to why Nebraska finished 1-3 that season. According to The Hesperian account: "The great difficulty of the University team was mere recklessness. Our boys have been playing with a loose interpretation of the rules. The officials were strict and of course the resulting advantage was in favor of Omaha." Then as now, overly aggressive play had its drawbacks.

Nebraska played teams from other universities for the first time in 1899, winning two games against Nebraska Wesleyan and one against Doane en route to the unofficial state championship. The next season, Nebraska played an out-of-state opponent for the first time, defeating the University of Kansas, 48-8, at Lincoln. That game still ranks as the worst loss for a Jayhawk team and was the first for either school against a present-day NCAA Division I school and the first matching present-day Big 12 Conference institutions.

The Kansas team was coached by Dr. Naismith. The Nebraska student yearbook, *Sombrero*, wrote: "A closely contested game was looked for. The Jayhawkers were, however, completely outclassed, the score being 48-8." Based on the victory against Kansas and four other similarly decisive victories, "the basketball team for this year was undoubtedly superior to any in the west," the *Sombrero* concluded. It would be several years before such a claim could be made again.

Nebraska hired its first full-time coach in 1911. E.O. "Jumbo" Stiehm, who scored 24 points against Nebraska as a Wisconsin basketball player in 1908, coached both football



Bus Whitehead was a two-time All-Big Seven selection in 1949 and 1950. The court at the Hendricks Training Complex is named after Whitehead, who passed away in 2010.

and basketball. His first Husker basketball team won 14 of 15 games, its only loss coming at Minnesota, 40-15. The student newspaper, *The Daily Nebraskan*, blamed the loss on Nebraska's inability to adjust to the Gophers' "100-foot floor."

A *Daily Nebraskan* account of Nebraska's 29-28 season-ending victory against Kansas at Lincoln in 1912 provides evidence that some fans' behavior hasn't changed much over the years.

"The game as a whole was entirely unsatisfactory, being marred by rough tactics of the visitors, incompetent work on the part of the referee and interruptions by the audience, which were in part justifiable."

Nebraska shared the Missouri Valley Conference championship with Kansas in 1912 and 1914 and won the title outright in 1913 under Stiehm's leadership.

The 1913-14 team was "so fast it took a movie camera to catch 'em," according to the *Cornhusker* student yearbook. It was described as a "point-a-minute" team, which wasn't quite accurate. Typically, games lasted 40 minutes (though that wasn't always the case), and Nebraska averaged 30 points per game. Guard Sam Carrier became Nebraska's first All-America basketball player in 1913. He and Carl Underwood led the Huskers to 17 victories in 19 games. Underwood was the Missouri Valley Conference scoring leader with 66 points in 10 conference games.

Nebraska won another conference title outright in 1916, after Sam Waugh replaced Stiehm as the *Cornhuskers'* coach for one season. Stiehm, who coached the first game of the season before giving way to Waugh, had planned to remain at Nebraska through the basketball season before leaving to become coach and athletic director at Wisconsin. But the Nebraska Athletic Board decided to replace him.

Waugh was succeeded by E.J. "Doc" Stewart, whose three *Cornhusker* teams had a combined record of 29-23. Nebraska was 22-2 in 1919-20 and 11-3 in 1920-21 under Coach P.J. Schissler. After the 1919-20 season, Schissler challenged the University of Chicago to a game, but to no avail. The *Cornhuskers* also were invited to a postseason AAU tournament in Atlanta but didn't go.


Schissler's teams played as independents. Nebraska lost its affiliation with the Missouri Valley Conference because of a decision to play a football game against Oklahoma in Omaha in 1919. Conference rules prohibited such games (Oklahoma had not yet joined the Missouri Valley Conference). Nebraska returned to the Missouri Valley Conference in 1921, and Owen Frank replaced Schissler as basketball coach. The remainder of the Roaring 1920s was, for the most part, undistinguished.

Basketball was rough and tumble. There was a center jump after every basket and no requirement to cross mid-court in 10 seconds or less. The ball was a lot different, too, more like a medicine ball, which contributed to some dull games.

The most significant event during the 1920s was the building of the Coliseum, which was dedicated on Feb. 6, 1926. The *Cornhuskers* dropped a 25-14 decision to Kansas in the first game at their new home, which was built at a cost of \$445,000 and seated 8,000 for basketball. Prior to that, Nebraska played most of its home games in Grant Hall, which seated about a fourth as many fans as the Coliseum and was located just to the north of where the Sheldon Art Gallery now stands.

Athletic Director Fred Leuhring arranged for Nebraska to play its home basketball games at the State Fairgrounds Coliseum in 1921, in order to accommodate more spectators. The *Cornhuskers* played two seasons at the Fairgrounds Coliseum, which had a wider court than Grant Hall.

The first game there was played on Jan. 14, 1921. Nebraska defeated conference opponent Grinnell 31-10 before an audience of 1,500, according to newspaper estimates. After two seasons, the *Cornhuskers* returned to Grant Hall, which had been remodeled, and continued



Chuck Jura earned All-Big Eight honors in 1972 for Head Coach Joe Cipriano.



Claude Retherford was the leading scorer on NU's 1949 Big Seven Championship team.

Six scoring leader in 1930, scoring 112 points in 10 league games.

Harry Good was hired as head coach in 1946 and after two losing seasons, turned Nebraska's fortunes around. In 1948-49, Good's Huskers went 16-10, tied Oklahoma for the Big Seven regular-season championship and defeated the Sooners, 57-56, in a conference playoff to qualify for an NCAA playoff game. The NCAA Tournament was structured differently then, and the Cornhuskers needed to win that playoff to advance into the NCAA field. They lost to Oklahoma A&M, the Missouri Valley Conference champion, 52-35, at Kansas City, Mo. Coach Henry P. Iba's Aggies went on to finish second to Kentucky, coached by Adolph Rupp, in the NCAA Tournament.

In 1949-50, Nebraska again won 16 games and shared the Big Seven crown with Kansas and Kansas State. That marks the last time the conference had a three-way tie at the top. "We were King in our day," Claude Retherford once told a newspaper reporter. "They were firing football coaches left and right, but we packed 'em in. Oh, people were interested in football, but basketball was THE game on the Nebraska campus when we played." Retherford earned All-Big Seven recognition in 1949 after leading the conference in scoring with a 12.4 points-per-game average.

The Cornhuskers had another first-team All-Big Seven performer in 1949, Milton "Bus" Whitehead. The 6-10 center from Scottsbluff, Neb., also earned all-conference honors in 1950, when he averaged a then-school-record 15.7 points per game. Whitehead was named to the District V All-America team by Collier's Magazine. Whitehead also was the first Cornhusker selected to play in the East-West All-Star Game in New York City's Madison Square Garden. When he graduated, Whitehead held nine school scoring records.

Nebraska basketball experienced another drought beginning in 1950-51, with 15 consecutive losing seasons. Despite playing for a team that finished last in the Big Seven in 1952, Husker guard Jim Buchanan earned All-America and all-conference honors. And even though the late Jerry Bush, dubbed the "Big Bear of the Coliseum," never produced a winning team in his nine seasons as head coach at Nebraska, his colorful personality and uncanny ability to fashion upsets kept Cornhusker fans entertained.

The most dramatic upset during Bush's tenure as coach came on Feb. 22, 1958, against Kansas. The Jayhawks featured 7-foot center Wilt Chamberlain and were ranked fourth in the nation when they came to Lincoln. Earlier in the season, the Jayhawks had defeated the Huskers, 102-46, at Lawrence, Kan., with Chamberlain matching Nebraska by scoring 46 points. Nebraska scored a 43-41 victory in the rematch, when 5-9 guard Jim Kubacki hit a 15-foot jump shot with two seconds remaining.

But that's only part of the drama. Kubacki, a senior from Toledo, Ohio, spent all but the final 6:53 of the game sitting on the bench in street clothes, forced there by a knee injury and the kind of fate from which legends are built. When the Cornhuskers' captain, Gary Reimers, left the game with leg cramps, Kubacki convinced Bush to let him suit up. Four minutes and seven seconds later, Kubacki went into the game. Two minutes and 44 seconds after that, he hit the winning shot.

Bush also had the distinction of coaching the school's first 1,000-point scorer, guard Herschell Turner, who came from Indianapolis, Ind., where he was rated the second-best high

to play home games there until the NU Coliseum opened.

Nebraska ended the decade with an 11-5 season under Charles T. Black, a former Kansas All-American in 1928-29. In the next 19 seasons, the Huskers had just two winning records, back-to-back campaigns under Coach W.H. Browne in 1935-36 and 1936-37. The 1937 team tied Kansas for the Big Six championship, after finishing second to the Jayhawks in 1936.

The 1930s produced four more Cornhusker All-Americans: center Don Maclay in 1931, guard Steve Hokuf in 1933, guard George Wahlquist in 1936 and guard Robert Parsons in 1937. Maclay was the Big

school player in the state as a senior, behind only crosstown-rival Oscar Robertson. Turner earned All-America honors in 1959 and followed with All-Big Eight honors in 1960 and ended his Cornhusker career with 1,056 points.

Following the 1962-63 season, Bush was replaced as head coach by Joe Cipriano, who brought the nickname "Slippery Joe" and up-tempo basketball to the Coliseum. His teams pressed full-court and ran a fast-break offense, which led the Big Eight in scoring average in 1966, 1967 and 1968.

Cipriano's first two teams had a combined record of 17-33. But his third team, in 1965-66, was one of the most successful in school history, finishing 20-5 and second to Kansas in the Big Eight. All-Big Eight guard Grant Simmons, the first Cornhusker to earn academic All-Big Eight honors, was the team's leader.

The 1966-67 team finished 16-9 and made the school's first appearance in the 16-team National Invitation Tournament, played at New York City's Madison Square Garden. Guard Stu Lantz was a two-time All-Big Eight pick and led the Cornhuskers in scoring and rebounding in both 1966-67 and 1967-68.

Guard Marvin Stewart and center Chuck Jura earned All-Big Eight honors for Cipriano in 1971 and 1972, respectively. Guard Jerry Fort, who finished his career with a then-school-record 1,882 points, was the first Nebraska player chosen first-team all-conference three times, from 1974 through 1976. With Fort's leadership, Nebraska began a string of 14 winning seasons.

In the fall of 1976, Cornhusker basketball moved out of the Coliseum and into the state-of-the-art Bob Devaney Sports Center. Located on the State Fairgrounds, the \$13 million athletic complex was financed by a special cigarette tax.

Cipriano coached Nebraska to another 20-victory season in 1977-78. The Cornhuskers, led by All-Big Eight guard Brian Banks, finished with a 22-8 record and advanced to the second round of the NIT. Despite failing health – a battle against cancer that he finally lost – Cipriano shared coaching duties with his assistant, Moe Iba, in 1979-80, and took Nebraska to the NIT again. For their efforts, the duo shared United Press International Big Eight Coach-of-the-Year



Andre Smith was the Big Eight Player of the Year for Nebraska in 1981.

honors.

Cipriano brought Nebraska into the modern era, coaching 17 seasons and 450 games. His record was 253-197, and those 253 victories represent nearly one-fifth of Nebraska's all-time total. Following Cipriano's death, Iba was named head coach, and he continued Cipriano's winning ways. In Iba's six seasons on the bench, Nebraska was 106-71 and advanced to postseason play four times.

Center Andre Smith was the 1981 Big Eight MVP and twice earned All-Big Eight honors. However, it was the late Jack Moore, a 5-10 playmaker from Muncie, Ind., who captured the hearts of Nebraska fans from 1980 through 1982. Moore earned All-Big Eight honors in 1982, when he won the Naismith Award, given annually to the nation's top player under 6-feet tall. The first three-time academic All-Big Eight pick in Nebraska history, Moore scored 1,204 points and hit .901 from the free throw line during his career.

The cornerstone of Iba's teams from 1983 through 1986 was Omaha, Neb., native Dave Hoppen, a three-time All-Big Eight center and the first Nebraska basketball player to have his jersey number (42) retired by the school. In 1982-83, Hoppen's freshman season, the Cornhuskers were 22-10 and won three games in the NIT before losing to DePaul in the semifinals at Madison Square Garden. The Cornhuskers returned to the NIT each of the next two seasons, advancing to the second round both times.

Hoppen's college career, though, was ended by a knee injury he sustained in a game at Colorado on Feb. 1, 1986. He finished as the school's all-time scoring leader with 2,167 points and broke or tied 19 school records during his four-year stay. After Hoppen's injury, Iba's team regrouped and went on to earn the school's first-ever "official" NCAA Tournament berth. Nebraska lost to Western Kentucky in the first round of the Southeast Regional, 67-59. Following the game, Iba announced his resignation.

On March 27, 1986, Danny Nee was officially introduced as Nebraska's 24th basketball coach. During a news conference to announce his hiring, Nee said a "new era" in Cornhusker basketball was beginning.

Nee's 14 teams appeared in postseason play 11 times and topped the 20-victory mark in seven seasons. In his first season, Nebraska was 21-12 and finished third in the NIT.

After a 13-18 record in his second season, the Cornhuskers got back over the .500 mark with a 17-16 record in 1988-89 and advanced to the second round of the NIT.


Nebraska missed the school single-season record for losses by one in 1989-90 (10-18), then won a school-record 26 games, with only eight losses, in 1990-91. The Cornhuskers reached the Big Eight Tournament championship game for the first time and advanced to the NCAA Tournament, losing to Xavier 89-84 in the first round of the regionals at Minneapolis, Minn.

The 1990-91 team included two first-round NBA draft picks, senior Rich King and redshirt freshman Eric Piatkowski. The 7-2 King was the tallest player in Cornhusker history.

Piatkowski, Nebraska's sixth-man in 1990-91, went on to win first-team all-conference honors twice. He ranks second on the Cornhuskers' career-scoring list with 1,934 points, and he is the only Nebraska player to finish with at least 1,900 points, 600 rebounds (669) and 300



Nebraska won the 1996 NIT title at Madison Square Garden. It was the third time since 1980 that the Huskers reached at least the NIT semifinals.



Nebraska won its only Big Eight Tournament title during the 1994 season as the Huskers won three straight over Oklahoma, No. 3 Missouri and No. 23 Oklahoma State.

assists (322). In 2006, Piatkowski became the third Husker, joining Hoppen and Stu Lantz (No. 22), to have his jersey number (52) retired.

Three more NCAA Tournament appearances followed the record-shattering 1991 season. In 1992-93, the Huskers registered their highest league finish under Nee by tying for second in the Big Eight.

In addition to reaching the NCAA Tournament for a fourth consecutive season and recording back-to-back 20-victory seasons for the first time in school history, Nee's 1993-94 team made history by winning the school's first Phillips 66 Big Eight Tournament title. The Cornhuskers defeated Oklahoma, Missouri and Oklahoma State, in that order, to earn the tournament championship.

Nebraska's NCAA Tournament run ended at four in 1994-95, but the Huskers kept their postseason streak alive with an NIT berth, advancing to the second round. The 1995-96 team struggled down the stretch but was back in the NIT and capped its season with a run to the tournament title.

The Huskers won two games on the road and scored more than 80 points in four of their five postseason games. They finished with a 60-56 victory against St. Joseph's at Madison Square Garden.

"The NIT run was incredible when you look at the teams we beat and how we beat them," Nee said after the remarkable run. "I don't care what anybody says, it was domination."

The 1996 NIT championship team was one of the most talented in school history. Two future NBA players, Erick Strickland and 1998 first-round draft pick Tyrone Lue, were in the backcourt. And two other players on the team scored 1,000 career points, Jaron Boone and freshman Venson Hamilton, who would finish his career in 1999 as the school's all-time leading rebounder and shot-blocker.

Lue's contributions as a freshman to the NIT championship team were only a preview of what was to come. The lightning-quick, 6-0 point guard finished his career as the seventh-leading scorer in school history, and he ranked in the top 10 in 12 other career categories. His leadership carried the 1996-97 Cornhusker team, the first to play in the Big 12, to another NIT appearance.

Behind a late-season run, which included Nebraska's longest conference winning streak in 20 years, Nee's 12th team finished fourth in the Big 12 and returned to the NCAA Tournament. The bid was the Cornhuskers' fifth during the 1990s and extended the school-



Venson Hamilton was the second Husker to be named conference player of the year when he earned the award in 1999.



Aleks Maric finished his career ranked fifth all-time in scoring and second in rebounding, becoming only the third player in Big 12 history to record at least 1,600 points and 1,000 rebounds in a career.

record postseason run to eight.

The streak reached nine in 1999, as the Cornhuskers just missed an NCAA Tournament bid and advanced to the second round of the NIT. In the process, NU reached the 20-victory mark for a second consecutive season, and Hamilton was named Big 12 Player of the Year.

The optimism that preceded the 1999-2000 season, Nee's last, quickly faded with the loss of guard Cookie Belcher, who was sidelined by a wrist injury and forced to take a medical redshirt. The Cornhuskers were off-balance almost from the beginning of the season and fell far short of expectations.

Even though Nee became the winningest coach in school history in 1999-2000, getting victory No. 254 to pass Joe Cipriano in the Cornhuskers' final home game against Colorado, his final team finished with an 11-19 record. The 19 losses tied for the most in school history.

With then-Director of Athletics Bill Byrne setting his sites on bringing NU basketball back to national prominence, he hired Barry Collier as the Cornhuskers' new coach on April 5, 2000. In Collier's first season with the Huskers, Nebraska finished with a 14-16 mark as Belcher returned to the lineup and earned second-team All-Big 12 Conference honors while finishing third in NCAA history for career steals with 353.

In Collier's fourth season, Nebraska ran to an 18-13 record and its first postseason bid in five years. Nebraska won its first two games in the 2004 NIT, including an exhilarating 71-70 road victory over in-state foe Creighton in the opening round. After a home-court victory over Niagara, the Huskers' season came to an end three days later in a valiant effort at Hawaii when NU came back from 17 points down at halftime to tie the game at the first media timeout of the second period before eventually falling by a point.

Nebraska struggled the following season but an influx of young talent helped the Huskers move forward. Freshman 6-11 center Aleks Maric made an immediate impact as he broke the NU freshman rebounds record and ranked in the rookie top 10 for blocked shots. Maric – the first Australian to ever play basketball for the Huskers – was a force in the paint as he tied the school freshman record for double-doubles. It was a sign of good things to come as he finished his four-year career ranked fifth all-time in scoring and was only the second Husker ever to record at least 1,000 career rebounds.

NU made its second postseason appearance in three years in 2006 before finishing with a 19-14 record. It was the most wins under Collier and the first time his Huskers won a game at the Big 12 Championship as NU reached the semifinals of the conference tourney for the first time since winning the Big Eight Tournament title in 1994.

Collier looked to have a solid base in place for 2006-07 before abruptly resigning in early August to take the position of athletic director at his alma mater, Butler University, ending his career at Nebraska with an 89-91 overall record.

The late opening posed little challenge for Nebraska as one week later, on Aug. 8, 2006, Kenneth 'Doc' Sadler was introduced as the 26th head coach in program history. Sadler's forte on the defensive end helped the Huskers to three postseason appearances in his first five years at Nebraska.

Nebraska finished first in the Big 12 and 18th nationally in scoring defense in 2007-08, allowing just 60.7 points per game. Sadler's specialty was highlighted again in 2008-09 as the Huskers proved it was no fluke, claiming another first-place defense in the league while ranking 22nd nationally by giving up just 60.4 points per contest. It was the second-lowest total in the Husker record book since 1951, giving Sadler-coached squads three of the top four

Husker scoring defenses in the past half century. In 2010-11, Nebraska led the Big 12 for the third time in four seasons, allowing just 60.5 points per game and ranking seventh nationally in field goal defense (.389).

The Huskers' 20-13 record in 2007-08 included a 7-9 record in league play, after starting the Big 12 campaign with an 0-4 mark. In 2008-09, Sadler helped Nebraska continue its upward trend with eight league victories, marking NU's first .500 record in conference play in a decade. Nebraska's 2010-11 season was highlighted by wins over three ranked teams, including No. 3 Texas, as the victory over the Longhorns was marked the highest ranked team Nebraska had defeated since 1994.

The 2011-12 season began a new era for Nebraska basketball, as the Huskers joined the Big Ten Conference. That season also marked the opening of the Hendricks Training Complex, an 84,000-foot training facility for the Husker basketball program which includes practice courts, locker room, team lounge, offices as well as strength and nutrition areas, giving Nebraska one of the best facilities in the nation.

In March of 2012, Nebraska moved into a different direction as Athletic Director Tom Osborne chose Tim Miles to run the basketball program. Miles guided a short-handed roster to 15 wins in his first season, including the program's first-ever Big Ten Tournament win, and has worked tirelessly to build Nebraska's basketball brand.

The 2013-14 season was a rebirth for the Husker program. Nebraska moved into \$179 million dollar Pinnacle Bank Arena in downtown Lincoln in August of 2014 and presold the entire season six months before the opener. The Huskers flourished in their new home, going 15-1 including a win over ninth-ranked Wisconsin in front of a record crowd of 15,998. The Huskers went 19-13 on the season and earned their first NCAA appearance in 16 years. Terran Petteway earned consensus All-Big Ten honors while Miles was named Big Ten and National Coach of the Year after leading the Huskers to the NCAAs following a 1-5 start in Big Ten play.



A crowd of nearly 2,500 were on hand to celebrate with the Huskers on their first NCAA berth since 1998.

ALL-TIME LETTERWINNERS

Note: Lettermen lists are not available for 1894, 1895, 1897, 1904 and 1906. The year listed is for the year in which the season ended. For example 1918 represents the 1917-18 season. Hometowns are listed, when available. If you have any updates or corrections, email them to sportsinfo@huskers.com.

A A A

Adkins, R.F., 1918
 Akromis, Bernard, 1951..... Omaha, Neb.
 Almeida, Andre, 2011-13.....Sao Paulo, Brazil
 Alexander, Boyd Amberson, 1910..... Superior, Neb.
 Amen, Paul, 1936-37-38..... Lincoln, Neb.
 Anderson, Chuck, 1980..... North Platte, Neb.
 Anderson, Kenneth, 1947-49..... Creston, Iowa
 Anderson, R.D., 1899
 Anderson, R.R., 1900
 Anderson, Ryan, 2007-08-09-10..... Seattle, Wash.
 Anderson, W.E., 1899-1900
 Andresen, Roy H., 1925-26-27..... Bloomfield, Neb.
 Antulov, Bob, 1964..... New York City, N.Y.
 Artman, Allan, 1942-43-44..... Kearney, Neb.
 Arwood, Jim, 1956-57-58..... Fostoria, Ohio
 Augustine, Kevin, 2001..... Santa Ana, Calif.

B B B

Baack, Tom, 1966-67-68..... Ft. Wayne, Ind.
 Babson, (no first name), 1901
 Badgett, Terrance, 1993-94-95-96..... Omaha, Neb.
 Bailey, Russell M., 1919-20-21..... Carleton, Neb.
 Bailous, Anthony, 1986-87..... Los Angeles, Calif.
 Baker, Howard, 1935-36-37..... Grand Island, Neb.
 Balham, Chris, 2007-08-09..... Kansas City, Kan.
 Banks, Brian, 1976-77-78-79..... Hammond, Ind.
 Bargaen, Jed, 1988-89..... Lincoln, Neb.

Barger, Gerald, 1932..... Ashland, Neb.
 Barry, Donald, 1946
 Barth, Phil, 1960..... Omaha, Neb.
 Beerle, Wilmer J., 1924-25-26..... Omaha, Neb.
 Beers, Frank R., 1905..... Osage, Neb.
 Bekins, Melvin, 1920-21..... Omaha, Neb.
 Belcher, Cookie, 1997-98-99-01..... Mexico, Mo.
 Belka, Robert, 1933..... Crete, Neb.
 Bell, Dwight D., 1907-08-09..... Lincoln, Neb.
 Bell, Paul T., 1905-07-08..... Lincoln, Neb.
 Benedict, Maurice, 1903..... Lincoln, Neb.
 Beranek, Drake, 2011..... Ravenna, Neb.
 Berwald, Lance, 1980-81..... Minneapolis, Minn.
 Best, Tom, 1993-94..... South Holland, Ill.
 Black, Leo, 1924-25..... Grand Island, Neb.
 Bloss, Dale, 1945..... Wayne, Neb.
 Boeker, Justin, 2001-02..... Houston, Texas
 Bohac, Adam, 2001-02-03-04..... Kimball, Neb.
 Boich, Arnold, 1955..... Peoria, Ill.
 Booker, Kenny, 2000..... Clarksdale, Miss.
 Boone, Jaron, 1993-94-95-96..... Salt Lake City, Utah
 Borsnischlegl, Larry, 1963-64..... Geneva, Neb.
 Boswell, Hubert, 1932-33..... Lincoln, Neb.
 Bottorf, John, 1942-43..... Lincoln, Neb.
 Bowers, Bill, 1960-61-62..... Lincoln, Neb.
 Bradford, Steffon, 2000-01..... Clewiston, Fla.
 Branch, Nate, 1965-66-67..... Palo Alto, Calif.
 Brand, Daniel, 1956..... Bellevue, Neb.
 Brooks, Jim, 1969..... Akron, Ohio
 Brooks, Melvin, 1994-95..... Elizabeth City, N.C.
 Brothers, Ralph, 1896
 Brown, Burton, 1943..... Lincoln, Neb.
 Brown, Darren, 1986..... Detroit, Mich.
 Brown, John, 1926-27-28..... Lincoln, Neb.
 Brown, Joseph, 1946-47-48-50..... Nashville, Tenn.
 Bryan, Tom, 1969-71..... Fort Recovery, Ohio
 Buchanan, Demetrius, 1985..... South Bend, Ind.
 Buchanan, Henry T., 1987-88..... Muncie, Ind.

Buchanan, James, 1950-51-52..... Ft. Wayne, Ind.
 Buckendahl, Ross, 1999-2000-02..... Battle Creek, Neb.
 Buel, Duane, 1954-55-56..... Malcolm, Neb.
 Burbach, Chad, 1997-98..... Columbus, Neb.
 Burke, A.G., 1896
 Burrus, Russell M., 1905-07-08..... Lincoln, Neb.
 Buuck, A. Allen, 1960-61..... Ft. Wayne, Ind.

C C C

Cahill, John, 1959..... Dakota City, Neb.
 Caldwell, James, 1977..... Cottonport, La.
 Campbell, Henry W., 1916-17
 Campbell, Willie, 1965-66-67..... Seattle, Wash.
 Carman, Frank D., 1921-22..... Mindon, Neb.
 Carr, Brian, 1984-85-86-87..... Muncie, Ind.
 Carrier, Sam, 1911-12-13..... Omaha, Neb.
 Cassidy, Fred, 1943..... Lincoln, Neb.
 Cauble, Ken, 1968-69-70..... Midland, Texas
 Cebrun, Harold, 1964..... Houston, Texas
 Cech, Henry, 1948-49-50..... Berwyn, Ill.
 Cerv, Bob, 1947-48-49-50..... Weston, Neb.
 Chalk, Leroy, 1969-70-71..... Big Sandy, Texas
 Chambers, Phil, 1975..... Denver, Colo.
 Chandler, Derrick, 1992-93..... Mitchellville, Md.
 Chesnut, Ben, 2001..... Omaha, Neb.
 Christine, Cal, 1971-72-73..... Sterling, Neb.
 Chubick, Bruce, 1991-92-93-94..... Atkinson, Neb.
 Clemmons, Brennon, 2002-03..... Indianapolis, Ind.
 Cloudy, Stan, 1983-84..... Center, Texas
 Coard, Eric, 1975-76-77..... Washington, D.C.
 Cochran, Cary, 1999-2000-01-02..... Minden, Iowa
 Coker, Fred, 1974..... Redondo Beach, Calif.
 Collins, J.C., 1917
 Collins, Ray, 1979-80-81-82..... Chicago, Ill.
 Conklin, Brian, 2001-02-03-04..... Hubbard, Ohio
 Conklin, Leonard N., 1931..... Minatare, Neb.
 Cook, Thomas, 1946..... Culver, Ind.
 Cople, Leland, 1932-33-34..... Rosalie, Neb.
 Cortelyou, Spencer, 1899-1900-01-02..... Omaha, Neb.
 Coufal, Norman, 1955-56..... David City, Neb.
 Cox, Larry, 1974-75-76..... Denver, Colo.
 Cox, Rodney, 1947-48-49..... Lincoln, Neb.
 Cozier, Kenneth J., 1923-24..... Aurora, Neb.
 Cresswell, Chris, 1990-91-92..... Merced, Calif.
 Cunningham, Bill, 1979..... Ft. Wayne, Ind.
 Curran, Sammy, 1980..... Liberal, Kan.

D D D

Dagunduro, Ade, 2008-09..... Inglewood, Calif.
 Damm, Jim, 1966-67-68..... Bellflower, Calif.
 Davey, G. Seldon, 1930-31..... Lincoln, Neb.
 Davison, Charles Minot, 1931-32..... Lincoln, Neb.
 Davison, Matt, 2000..... Tecumseh, Neb.
 Day, Bernard, 1986-87..... Washington, D.C.
 Despot, Srebrenko, 1978..... Zagreb, Yugoslavia
 Dewitz, Rufus, 1924..... Stanton, Neb.
 Diaz, Jorge Brian, 2010-11-12..... Caguas, Puerto Rico
 Dock, Titus, 1984..... Perkins, Ga.
 Doebele, Dudley, 1956-57..... Elmwood, Neb.
 Dohrmann, Elmer, 1936-37-38..... Staplehurst, Neb.
 Dolezal, Eric, 1989..... La Porte, Ind.
 Dourisseau, Jason, 2003-04-05-06..... Omaha, Neb.
 Downing, Greg, 1980-81-82-83..... Duluth, Minn.
 Drevo, Andrew, 2003-04..... Lincoln, Neb.
 Dworak, Thomas, 1944..... Lincoln, Neb.

E E E

Ebaugh, Floyd, 1936-37-38..... Superior, Neb.
 Eckelman, Eric, 1979..... Muncie, Ind.
 Edwards, Alonzo, 2009..... Houston, Texas
 Ekstrom, Fred, 1924-25-26..... Newman Grove, Neb.
 Ekwall, Rex, 1955-56-57..... Holmesville, Neb.
 Eldridge, Bruce, 1918..... Omaha, Neb.
 Elliott, Newell J., 1903..... Beatrice, Neb.
 Elliott, Robert, 1937-38-39..... West Point, Neb.
 Elliott, Thomas, 1926-27-28..... West Point, Neb.

Elson, Kenneth, 1942-43..... North Platte, Neb.
 Empeky, Frank, 1966-67..... Omaha, Neb.
 Enright, Mark, 1974..... Cedar Rapids, Iowa
 Enright, Roy, 2003..... Omaha, Neb.
 Erwin, Steve, 1973-74-75..... Laurel, Neb.
 Extrom, LeGrant, 1952..... Holdrege, Neb.

F F F


Fagler, Willard, 1952-53-54-55..... Harvard, Neb.
 Farmer, Tony, 1991..... Los Angeles, Calif.
 Ferguson, J. Malcolm., 1903..... Aurora, Neb.
 Friend, Kimani, 2000-01..... Kingston, Jamaica
 Fields, Rodney, 2000-01..... Tampa, Fla.
 Fisher, Morris, 1929-30-31..... Lincoln, Neb.
 Fitz, Don, 1939-40-41..... Lincoln, Neb.
 Fitzgibbon, John, 1941-42-43..... Tobias, Neb.
 Fitzpatrick, Wilson, 1958..... Marshall, Mo.
 Florence, Larry, 1997-98-99-2000..... Phenix City, Ala.
 Flothow, Paul, 1917..... Omaha, Neb.
 Flynn, W.H., 1917
 Ford, Kedrick, 2001-02..... Macon, Ga.
 Fort, Jerry, 1973-74-75-76..... Chicago, Ill.
 Fox, Mike, 2010-11-12..... Beatrice, Neb.
 Frank, Owen, A., 1911-12..... Grand Island, Neb.
 Fredstrom, Paul, 1952-53..... Lincoln, Neb.

G G G

Gallegos, Ray, 2010-11-13-14..... Salt Lake City, Utah
 Galter, Morris, 1944..... Lincoln, Neb.
 Gardner, Charles H., 1916
 Gardner, J., 1916
 Garner, Bernard, 1996-97..... Many, La.
 Gates, Bob, 1950..... Lincoln, Neb.
 Gerelick, Philip, 1926-27..... Omaha, Neb.
 Gerhart, Harold, 1918..... Newman Grove, Neb.
 Geter, Lewis, 1990..... Columbus, Ohio
 Gibson, James P., 1911-12..... Holdrege, Neb.
 Gillilan, Charles, 1919..... Hardy, Neb.
 Gilreath, Ivan, 1981..... Omaha, Neb.
 Glock, Jason, 1992-94-95-96..... Wahoo, Neb.
 Goetze, Hartmann, 1940-41-42..... St. Joseph, Mo.
 Gohde, George H., 1928..... Lincoln, Neb.
 Good, Joseph, 1951-52-53..... Lincoln, Neb.
 Goodson, Orr, 1924-25..... Lincoln, Neb.
 Grace, Harvey, 1928-29-30..... Mascot, Neb.
 Gratopp, Bob, 1968-69-70..... Geneva, Neb.
 Graves, Allen, 1958..... Lincoln, Neb.
 Gregory, Amos, 1993..... Nashville, Tenn.
 Gregory, Tom, 1971-72..... Fullerton, Calif.
 Gribble, George, 1942..... Greenwood, Neb.
 Grimm, Lloyd, 1937-38-39..... Omaha, Neb.
 Grupe, Ivan, 1961-62-63..... Byron, Neb.
 Gutleben, J.S., 1896

H H H

Hagensick, Edmund H., 1902-03-04-05..... Lincoln, Neb.
 Hagensick, Harry E., 1902..... Lincoln, Neb.
 Hahn, Robert, 1945..... Fremont, Neb.
 Hale, Leland, 1935-36-37..... Lincoln, Neb.
 Hamilton, Venson, 1996-97-98-99..... Forest City, N.C.
 Hankins-Cole, Quincy, 2010..... Roosevelt, N.Y.
 Hanzlik, M., 1912-14
 Hare, Fred, 1965-66..... Omaha, Neb.
 Hare, Jerry, 1954..... Grand Island, Neb.
 Harley, Steve, 2008-09..... Temple Hills, Md.
 Harriman, Brant, 1998..... Mason City, Iowa
 Harris, Lee, 1972..... Omaha, Neb.
 Harris, Rickey, 1974-75-76-77..... Denver, Colo.
 Harry, Robert, 1958-59-60..... York, Neb.
 Hartley, Harold S., 1921..... Harvard, Neb.
 Haskell, Ross K., 1912-13-14
 Hassler, Francis, 1943..... McCook, Neb.
 Hawkins, Earl, 1913-14-15..... Oshkosh, Wis.
 Hawkins, Nathan, 2014..... Garland, Texas
 Hay, John, 1940-41..... Lincoln, Neb.
 Hayes, Carl, 1990-91-92..... Chicago, Ill.



Floyd Ebaugh helped the Huskers win the 1936 Big Six Conference title and was a three-year performer for Nebraska from 1936 to 1938.

Hecox, Fred, 1945-46.....Cozad, Neb.
Hedberg, Curt, 1975-77-78-79.....Lincoln, Neb.
Heimos, Dan, 2002-03.....Waterloo, Ill.
Heinzelman, Robert, 1942-43.....Falls City, Neb.
Held, Sidney, 1940-41-42.....Lincoln, Neb.
Henrion, Walter, 1932-33.....Wichita, Kan.
Henry, Sek, 2007-08-09-10.....Los Angeles, Calif.
Hester, Wayne, 1958-59-60.....Lincoln, Neb.
Hewitt, Irenaeus P., 1902-03.....Lincoln, Neb.
Hilliard Jr., Corey, 2012.....Kansas City, Mo.
Hiltner, Arthur H., 1910-11-12.....Lincoln, Neb.
Hiltner, Walter G., 1903.....Lincoln, Neb.
Hinckley, Ryan, 1997.....Pocatello, Idaho
Hoar, J.W., 1903-05-07.....Lyons, Neb.
Hoemann, Vic, 1945.....Newell, Iowa
Hoffman, J.F., 1991-92.....Cambridge, Neb.
Hokuf, Stephen, 1930-31-33.....Crete, Neb.
Holder, Allen, 1976-77.....Las Vegas, Nev.
Holley, Myles, 2010.....Norfolk, Va.
Hollins, Kenneth, 1944-45.....Valley, Neb.
Holm, Elmer, 1927-28-29.....Omaha, Neb.
Holmes, Joe, 1999.....Seat Pleasant, Md.
Hoppen, Dave, 1983-84-85-86.....Omaha, Neb.
Howard, Terry, 1957.....Elkhorn, Neb.
Howard, Warren, 1914.....Omaha, Neb.
Hubka, Ernest, 1918.....Virginia, Neb.
Huge, Jim, 1961-63.....Holdrege, Neb.
Hugg, Ed, 1914-15-16.....Cambridge, Neb.
Hughes, Brett, 1982-83.....Waterloo, Ind.
Hughes, Michael, 1992.....Peoria, Ill.
Hussey, John W., 1920.....Cambridge, Neb.
Hutchinson, W.C., 1910-11.....Lincoln, Neb.
Hyde, Leslie E., 1913.....Lincoln, Neb.

III
Ideus, Chad, 1996.....Adams, Neb.
Ingersoll, Arthur E., 1909-10.....Tescumseh, Neb.


JJJ
Jackman, Bill, 1985-86-87.....Grant, Neb.
Jackson, Don, 1973.....Chatsworth, Calif.
Jackson, Jack, 1939.....Omaha, Neb.
Jackson, Stanley, 1977.....Las Vegas, Nev.
Jackson, Wm. Carl, 19 18-19.....Lincoln, Neb.
Jaeger, Chad, 1994.....Lexington, Neb.
Jensen, Clifford, 1930.....Omaha, Neb.
Jeter, Lance, 2010-11.....Beaver Falls, Pa.
Johnette, Michael, 1997-98.....Omaha, Neb.
Johnson, Bill, 1987-88.....Plainview, Neb.
Johnson, Chad, 1998-99.....Monticello, Fla.
Johnson, Eric, 1988-89.....Brooklyn, N.Y.
Johnson, Handy, 1982-83.....Chicago, Ill.
Johnson, Jamar, 1992-93-94.....Elkhart, Ind.
Johnson, Lenard, 1982-83.....Kirkwood, Mo.
Johnson, Nate, 2003-04.....Kansas City, Kan.
Johnson, William, 1952-53-54.....Lincoln, Neb.
Jones, Charles, 1962-63-64.....Washington, D.C.
Jones, Eshaunte, 2010-11.....Fort Wayne, Ind.
Jones, Wilbur A., 1910.....Omaha, Neb.
Jungmeier, Walter, 1920.....Lincoln, Neb.
Jungmeier, Wesley, 1920.....Lincoln, Neb.
Jura, Chuck, 1970-71-72.....Schuyler, Neb.

KKK
Kacer, Oldyn, 1919.....Crete, Neb.
Karn, Matt, 2010-11.....Philpot, Ky.
King, Lyle, 1940-41-42.....Lincoln, Neb.
King, Rich, 1988-89-90-91.....Omaha, Neb.
Kipper, Paul, 1951.....Lincoln, Neb.
Kirilin, Albert, 1947.....Havelock, Neb.
Klepser, Merritt J., 1923-25-27.....Omaha, Neb.
Knutzen, Owen, 1943.....Cedar Bluffs, Neb.
Koca, Todd, 1988-89.....Papillion, Neb.
Koehler, John P., 1901-02.....Yankton, S.D.
Kohl, Adam, 1922.....Hastings, Neb.
Korte, Robert, 1946.....Fairbury, Neb.
Kortus, Joel, 1963-64-65.....Lincoln, Neb.
Koster, George, 1931-32.....Lincoln, Neb.
Kovanda, William, 1937-38-39.....Elk Creek, Neb.

Kowalke, James, 1959-60-61.....Sioux City, Iowa
Krake, Lee S., 1905-07.....West Point, Neb.
Krall, Robert, 1928-29.....Grand Island, Neb.
Krenk, Nick, 2007-08-09.....Nebraska City, Neb.
Kubacki, Jim, 1956-57-58.....Toledo, Ohio
Kuhlman, Elza, 1944
Kurkowski, Kye, 2012-13-14.....Grant, Neb.

LLL
Lantz, Stuart, 1966-67-68.....Uniontown, Pa.
Lawry, Anton, 1947-48-49-50.....Omaha, Neb.
Lawson, Wm. Vinton, 1926.....Omaha, Neb.
Leacox, Robert, 1935-36.....Shenandoah, Iowa
Lebsack, Gayle, 1946-47.....Lincoln, Neb.
Ledsome, Jim, 2006.....Severna Park, Md.
Lee, Brendy, 1972-73-74.....Brush, Colo.
Leitner, Roger, 1967-68.....McCook, Neb.
Lenser, Kurt, 1932.....Hildreth, Neb.
LeRossignol, Curt, 1971-72.....Lincoln, Neb.
Letts, Madison, 1932.....St. Joseph, Mo.
Lewandowski, Adolph J., 1928-29-30.....Chicago, Ill.
Lively, Kelly, 1989-90-91.....Torrington, Wyo.
Livingston, Dale, 1946.....Hastings, Neb.
Livingston, Leslie, 1940-41-42
Loder, Dwight, 1934.....Waverly, Neb.
Logan, Chris, 1985-86.....Natchez, Miss.
Lue, Tyrone, 1996-97-98.....Mexico, Mo.
Lundholm, William, 1959.....Mt. Morris, Ill.
Lunney, Kenneth, 1932-33-34.....York, Neb.

MMM
MacFarlane, Dave, 1980.....Plattsmouth, Neb.
Maclay, Donald, 1929-30-31.....Auburn, Neb.
Malecek, Joseph, 1949-50.....Osage, Iowa
Mann, Kyle, 1998.....Omaha, Neb.
Manning, Pete, 1988-89.....Trenton, N.J.
Maric, Aleks, 2005-06-07-08.....Sydney, Australia
Markowski, Andy, 1996-97-98-99.....Ord, Neb.
Marks, Kyle, 2006-07.....Riviera Beach, Fla.
Marquiss, Warren, 1943.....Omaha, Neb.
Marsh, Ricky, 1973-74.....New York, N.Y.
Marshall, Harvey, 1985-86.....Jackson, Tenn.
Martin, Sam, 1968-69-70.....Pawnee City, Neb.
Martin, Val, 1976.....South Bend, Ind.
Martz, Mike, 1984-85-86-87.....Beatrice, Neb.
Mason, Paul, 1932-33-34.....Omaha, Neb.
Matson, Charles E., 1896.....Wisner, Neb.
Matzke, John, 1982-84-85-86.....Lincoln, Neb.
Matzke, Stan, 1952-53-54-55.....Lincoln, Neb.
Mauch, Arthur, 1931-32.....Bassett, Neb.
Maux Sr., Al, 1959-60.....Indianapolis, Ind.
McCarty, Marques, 2002-03.....Sugarland, Texas
McCray, Joe, 2005.....Fort Lauderdale, Fla.
McCray, Toney, 2009-11-12.....Missouri City, Texas
McDonald, Paul, 1977.....Chisholm, Minn.
McPipe, Carl, 1976-77-78-79.....Hammond, Ind.
McVicker, Mark, 1977-78-79-80.....Hastings, Neb.
Menke, Trevor, 2012-13-14.....Beatrice, Neb.
Mercier, Bob, 1951.....Lincoln, Neb.
Mielenz, Frank, 1926.....Stanton, Neb.
Miller, Cookie, 2008-09.....Charleston, W.V.
Mitchell, Alvin, 1997.....Omaha, Neb.
Moller, Cliff, 1969.....New York, N.Y.
Moody, Keith, 1990-91.....Herrndon, Va.
Moore, Bob, 1978-79.....Pittsburgh, Pa.
Moore, Curtis, 1984-85.....Mount Vernon, N.Y.
Moore, Jack, 1979-80-81-82.....Muncie, Ind.
Moore, James, 1984.....Omaha, Neb.
Moore, Josiah, 2012.....Norcross, Ga.
Moore, M.S., 1899
Moore, Mikki, 1994-95-96-97.....Gaffney, S.C.
Morrell, (no first name), 1912
Morrison, C.C., 1899
Morrison, C.E., 1896
Moser, W.A., 1905-07
Mosser, Cornelius, 1948.....Cambridge, Ohio
Muhleisen, Jake, 2002-03-04-05.....Lincoln, Neb.
Mulvaney, Charles, 1946.....Omaha, Neb.
Munger, Glen, 1922.....Columbus, Neb.
Munn, Glen B., 1929.....Lincoln, Neb.



Bill Jackman totaled 500 points, 418 rebounds and 101 assists in his three-year Husker career.

Munn, Glenn, 1928.....Lincoln, Neb.
Munn, Monte, 1920-21.....Lincoln, Neb.
Munson, Bob, 1971.....Bradford, Vt.
Myers, C.B., 1914-15
Myrthil, Gerard, 1978-79.....New York, N.Y.

NNN
Naderer, Mike, 1978-79-80-81.....Scottsdale, Ariz.
Nagl, (no first name), 1912
Nannen, Lyle, 1956-57.....Syracuse, Neb.
Nannen, Neil, 1962-63-64.....Syracuse, Neb.
Neal Jr., Marcus, 2004-05.....Annapolis, Md.
Nelson, Ben, 2007-08-09-10.....Atwater, Minn.
Nelson, Douglas, 1944.....Wausa, Neb.
Nelson, H., 1916-17
Nelson, Lawrence, 1936.....Curtis, Neb.
Nelson, Leif, 1996.....Riverside, Calif.
Neubert, Keith, 1984-86-87.....Fort Atkinson, Wis.
Newman, Richard, 1919-20-21.....Columbus, Neb.
Newton, Bernard A., 1903.....Beaver City, Neb.
Nielsen, R., 1901
Niemann, Christopher, 2011-12.....Kühlungsborn, Germany
Nissen, Al, 1970-71-72.....Miller, S.D.
Novak, Terry, 1975-77-78.....Lincoln, Neb.
Novak, Tom, 1972-73-74.....Lincoln, Neb.

OOO
Olson, Carl, 1928-29.....Lincoln, Neb.
Othmer, Kenneth, 1927-28.....Omaha, Neb.
Owen, L.R., 1911
Owens, Dapreis, 1989-90-91-92.....Mansfield, Ohio

PPP
Page, Theodore, 1927.....Crete, Neb.
Parker, Benny, 2013-14.....Kansas City, Kan.
Parsons, Robert, 1936-37-38.....Lincoln, Neb.
Parsons, Rollin, 1933-34-35.....Lincoln, Neb.
Parsons, Ronald, 1957.....Cleveland, Ohio
Patty, Jesse, 1919-20.....Omaha, Neb.
Pearson, Brice, 1965.....San Mateo, Calif.
Peltz, Mike, 2013-14.....Alliance, Neb.
Perry, Harry O., 1908-09-10.....Lincoln, Neb.
Perry, Marcus, 2006-07.....Anniston, Ala.
Peterson, Arthur, 1945.....Millard, Neb.
Peterson, Mike, 1970-71-72.....Omaha, Neb.
Petrashek, G.L., 1909-10.....Humboldt, Neb.

Petsch, Daryl, 1962-63-64.....Marysville, Kan.
Petteway, Terran, 2014.....Galveston, Texas
Phifer, Ryan, 1997-98.....North Platte, Neb.
Phillips, Albert, 1918.....Beatrice, Neb.
Phipps, Hansel, 1931.....Whitman, Neb.
Piatkowski, Eric, 1991-92-93-94.....Rapid City, S.D.
Piatkowski, Troy, 1997-98-99.....Rapid City, S.D.
Pickett, John, 1919-20.....Scottsbluff, Neb.
Pierce, Robert, 1949-50-51.....Lincoln, Neb.
Pillsbury, Melville P., 1899-1902.....Lincoln, Neb.
Ping, Shang, 2008.....Haerbin, China
Pitcaithley, Harry, 1939-40.....Lincoln, Neb.
Pitchford, Walter, 2014.....Grand Rapids, Mich.
Placek, Emil E., 1896.....Wahoo, Neb.
Ploetz, John, 1978.....Shorewood, Wis.
Poynter, Floyd, 1920
Puelz, Dennie, 1962-63.....Lincoln, Neb.

RRR
Ramos, Jose, 1991.....Miami, Fla.
Randall, Albert, 1939-40-41.....Omaha, Neb.
Raymond, Isaac P., 1902
Reckewey, Kent, 1973-74-75.....Lincoln, Neb.
Reid, Beau, 1988-89-90-91.....Lancaster, Ohio
Reimers, Gary, 1956-57-58.....Millard, Neb.
Reiners, Al, 1966.....Hastings, Neb.
Rekeweg, Jeff, 1987-88.....Kendallville, Ind.
Renfro, Claude, 1981-82-83.....Winslow, Ariz.
Renzelman, Gary, 1953-54-55.....Scottsbluff, Neb.
Retherford, Claude, 1947-48-49.....French Lick, Ind.
Reynolds, Harry Burch, 1919.....Lincoln, Neb.
Reynolds, James, 2004-05-06-07.....Los Angeles, Calif.
Richardson Jr., Charles, 2004-05-06-07.....Maywood, Ill.
Richardson, Brandon, 2009-10-11-12.....Los Angeles, Calif.
Richardson, Ray, 1989-90.....South Bend, Ind.
Riddell, Ted, 1917.....Beatrice, Neb.
Riddlesbarger, William P., 1922-23.....Iowa City, Iowa
Riehl, Tony, 1971-72-73.....Louisville, Ky.
Ritchie, Max, 2013.....Nebraska City, Neb.
Rivers, David, 2012-13-14.....Little Rock, Ark.
Robinson II, John, 2001-02.....Channelview, Texas
Robinson, Magnus, 1946.....Norfolk, Neb.
Rooney, Patrick, 1944.....Brownville, Neb.
Roots, Al, 1960-61.....Kansas City, Kan.
Roy, William, 1955.....Berwyn, Ill.
Russell, Robert C., 1920-22.....Washington, D.C.



Clifford Scales helped the Huskers set a school record with 26 wins during the 1990-91 season. Scales averaged 10.2 points per game, as he was one of five Huskers who averaged double figures.

Russell, Thomas R., 1961-62..... Independence, Kan.
Rutherford, Richard B., 1914-15-16... Beatrice, Neb.

SSS

Sallee, Chris, 1995-96.....Scottsdale, Ariz.
Salomon, Cole, 2008-09.....Omaha, Neb.
Sandbulte, Gerald, 1952-53.....Sioux Center, Iowa
Sandstedt, James, 1946.....Omaha, Neb.
Sauer, George, 1932-33.....Lincoln, Neb.
Scales, Clifford, 1988-89-90-91.....Maywood, Ill.
Scantlebury, Tom, 1968-69-70.....Oakland, Calif.
Scarlett, Trent, 1982-83.....Las Vegas, Nev.
Schleiger, Richard, 1947-48-49.....Omaha, Neb.
Schliep, Bronsen, 2003-04-05-06.....Fairfield, Neb.
Schmidt, A., 1908-09
Schmidt, August C., 1909-10.....Lincoln, Neb.
Schneider, Leo, 1946.....Rock Island, Ill.
Schwindt, Andy, 1997.....Palos Verdes, Calif.
Sealer, Joel, 1985-86-87.....Omaha, Neb.
Seger, Fred, 1952-53-54.....Omaha, Neb.
Shaver, Dan, 1966-67.....La Crecenta, Calif.
Schellenberg, Elmer, 1918-19-20.....Beatrice, Neb.
Shields, Paul, 1915-16.....Omaha, Neb.
Shields, Paul, 1947-48.....Monrovia, Ind.
Shields, Shavon, 2013-14.....Olathe, Kan.
Shipwright, Richard, 1959.....Pender, Neb.
Shoecraft, Jerry, 1979-80-81-82.....Muncie, Ind.
Siegel, Bob, 1974-75-76-77.....Fairbury, Neb.
Simmons, Grant, 1964-65-66.....Omaha, Neb.
Simmons, Ron, 1966-67-68.....Sumner, Neb.
Simms, Corey, 2002-03-04-05.....St. Louis, Mo.
Sladovnic, Charles, 1962.....Omaha, Neb.
Smaha, Clark, 1925-26-27.....Ravenna, Neb.
Smidt, Don, 1956-57-58.....Helena, Mont.
Smith, Andre, 1978-79-80-81.....Chicago, Ill.
Smith, Austin H., 1920-21-22
Smith, Charles L., 1954-55-56.....Anderson, Ind.
Smith, H.B., 1899
Smith, Leslee, 2014... Longlook, British Virgin Islands
Smith, Mike, 2007.....Bronx, N.Y.
Smith, Richard, 1988.....Chicago, Ill.
Smith, Ronnie, 1984-85.....Galveston, Texas

Smith, Terry, 1982-83.....Moberly, Mo.
Smith, Todd, 1999.....Millegeville, Ga.
Snyder, James, 1951.....Winchester, Ind.
Sorensen, Harry, 1934-35-37.....Hardy, Neb.
Spear, John, 1922.....Genoa, Neb.
Spear, Wallace, 1918-19.....Genoa, Neb.
Spears, Jerry, 1964-65.....Columbus, Ohio
Spencer, Bo, 2012.....Baton Rouge, La.
Sprague, Leon, 1926.....York, Neb.
Srb, Richard, 1947-48-49.....Lincoln, Neb.
Standhardinger, Christian, 2010..Munich, Germany
Stange, Drew, 1981-82.....Lincoln, Neb.
Stebbins, (no first name), 1900
Stegall, Shuan, 2004.....Stone Mountain, Ga.
Steinbrook, Lee, 1995.....Columbus, Neb.
Stewart, Marvin, 1969-70-71.....Chicago, Ill.
Stjipsky, Ed, 1931.....Hooper, Neb.
Stone, Charles, 1967.....Oakland, Calif.
Story, C.M., 1899
Strahan, James, 1945.....Wayne, Neb.
Strickland, Erick, 1993-94-95-96.....Bellevue, Neb.
Stromer, Byron W., 1918.....Hanover, Neb.
Strowbridge, Jay-R, 2007-08.....Ardmore, Ala.
Stryker, Frankin H, 1912-13.....Omaha, Neb.
Surlles, Chester, 1995-96.....Saginaw, Mich.
Svehla, Matt, 1988-89.....Clarkson, Neb.
Swank, George, 1959.....Mansfield, Ohio
Swett, Rex, 1960-61-62.....Huron, S.D.

TTT

Talley, Dylan, 2012-13.....Camden, N.J.
Tallman, Frank, 1938-39-40.....Creston, Iowa
Tangeman, Robert, 1944.....Gretna, Neb.
Taylor, Ron, 1974-75.....Midland, Texas
Theisen, Ralph, 1916.....West Point, Neb.
Therien, Robert, 1939-40.....Lincoln, Neb.
Thom, Jim, 1956.....Lincoln, Neb.
Thomas, (no first name), 1901
Thomas, Dwight P., 1918.....Lincoln, Neb.
Thomas, Grant, 1938-39.....Kearney, Neb.
Thomas, Ryan, 2000-01.....St. Joseph, Mich.
Thomas, Wilson, 2001-02.....Omaha, Neb.
Thompson, John, 1941-42-43.....Lincoln, Neb.

Thornton, Marcus, 2001.....Rochester, N.Y.
Tipton, Milo, 1923-24-25.....Tabor, Iowa
Tipton, Paul W., 1922.....Tabor, Iowa
Torrens, Lee, 1969-70.....Bellevue, Neb.
Truscott, Louis, 1999-2000.....Houston, Texas
Turek, John, 2002-03-04-05.....Council Bluffs, Iowa
Turner, Herschell, 1958-59-60.....Indianapolis, Ind.
Tyrance, Jordan, 2012-13.....Lincoln, Neb.

UUU

Ubel, Brandon, 2010-11-12-13..Overland Park, Kan.
Underwood, Clinton, 1912-13.....Omaha, Neb.
Usher, Willard O., 1923-24-25.....Omaha, Neb.

VVV

Vacanti, Charles, 1940.....Omaha, Neb.
Van Poelgeest, Richard, 1987-88-89-90.....Ryswijk, Netherlands
Vance, Deak, 1986.....Muncie, Ind.
Velander, Paul, 2007-08-09.....Blacksburg, Va.
Vick, Derrick, 1987-88.....Chicago, Ill.
Vincent, William, 1962-63.....Omaha, Neb.
Volz, Mathias G., 1923-24-25.....Omaha, Neb.
Von Seggern, Dale, 1968-69-70.....Orchard, Neb.
Vucetic, Sergej, 2013-14.....Vrbas, Serbia

WWW

Wagner, Robert, 1967-68.....Erie, Pa.
Wahlquist, George, 1933-35-36.....Hastings, Neb.
Wald, Tom, 1995-96.....Brooklyn Park, Minn.
Walsh, Elmer, 1961.....Lincoln, Neb.
Walker, B.J., 2006.....Cincinnati, Ohio
Walker, Caleb, 2011-12.....Hutchinson, Kan.
Walker, Danny, 2000.....Los Angeles, Calif.
Walker, G.E., 1899
Walker, Marcus, 2006.....Kansas City, Mo.
Wall, Jan, 1960-61.....Lincoln, Neb.
Walsh, Larry, 1950.....Ponca, Neb.
Walsh, Walter W., 1907-08-09.....Lincoln, Neb.
Walton, Kenny, 1981-82-83.....Indianapolis, Ind.
Wampler, Lloyd, 1936.....Dorchester, Neb.

Ward, Harrison, 1951.....Plainfield, Ind.
Warfield, G.A., 1896
Warren, (no first name), 1901
Warren, Glen, 1921-22-23.....Lincoln, Neb.
Waterman, R.L., 1900
Watters, F.E., 1911
Watts, Randy, 1971-72.....Richmond, Ky.
Webb, Coley, 1964-65-66.....Elkhart, Ind.
Weber, Don, 1952-53-54.....Estherville, Iowa
Webster, Tai, 2014.....Auckland, New Zealand
Wells, William, 1954-57.....West Baden, Ind.
Werner, Alton, 1937-38-39.....Kansas City, Mo.
Wertz, L.E., 1917

West, Tim, 1980.....Urbana, Mo.
Whitaker, Henry, 1934-35-36.....St. Joseph, Mo.
White, Anthony, 1984-85.....Wichita, Kan.
White, Jamel, 2006.....Brooklyn, N.Y.
Whitehead, Milton, 1948-49-50.....Scottsbluff, Neb.
Wicklund, Andrew, 2008.....Colorado Springs, Colo.
Widman, Harvey, 1934-35-36.....Mead, Neb.
Wilbrand, Tony, 2003-04-05-06.....Alliance, Neb.
Wilkinson, Wes, 2003-04-05-06...Grand Island, Neb.
Williams, Eric, 1980-81-83-84.....South Bend, Ind.
Williams, Rodney, 1998.....Houston, Texas
Willis, Stephen, 1975-76.....Indianapolis, Ind.
Wilnes, Norman, 1950-51.....North Platte, Neb.
Wilson, Dow, 1938.....Dow City, Iowa
Wischmeier, B. Scott, 1932.....Turkey Creek, Neb.
Witte, Willard, 1928-29-30.....Lincoln, Neb.
Wood, Wilbur S., 1908-09-10.....Lincoln, Neb.
Woolridge, Andre, 1993.....Omaha, Neb.
Wortmann, Craig, 1999-2000.....Hartington, Neb.
Wright, Earl, 1963-64.....Lincoln, Neb.
Wyant, Harlan, 1924.....Newman Grove, Neb.

YYY

Yaffee, Irvin, 1939-40.....Omaha, Neb.
Yates, James, 1961-64.....Randolph, Iowa
Young, Max, 1941-42-43.....Lincoln, Neb.



Grand Island native Wes Wilkinson led the Huskers with 11.9 points and averaged 6.2 rebounds and 1.9 blocks per game as a senior in 2005-06 to help the Huskers reach the NIT.

HUSKER AWARD WINNERS

ALL-AMERICANS (8)

- 1913 Sam Carrier, Guard
- 1931 Don Maclay, Center
- 1933 Steve Hokuf, Guard
- 1936 George Wahlquist, Guard
- 1937 Robert Parsons, Guard
- 1952 James Buchanan, Guard
- 1959 Herschell Turner, Guard
- 1978 Carl McPipe, Center

ALL-CONFERENCE (43)

Missouri Valley (10)

- 1909 W.W. Walsh, Forward
- 1910 H.O. Perry, Forward
- 1911 J.P. Gibson, Forward
- O.A. Frank, Guard
- 1913 Ross Haskell, Forward
- Sam Carrier, Guard
- 1919 Carl Jackson, Forward
- 1925 Orr Goodson, Center
- Mathias "Mutt" Volz, Guard
- 1927 Clark Smaha, Forward

Big Six (8)

- 1930 Don Maclay, Center
- 1931 Steve Hokuf, Guard
- 1933 Steve Hokuf, Guard
- 1936 George Wahlquist, Forward
- 1937 Robert Parsons, Guard
- 1938 Robert Parsons, Guard
- 1941 Sid Held, Guard
- Don Fitz, Guard

Big Seven (4)

- 1949 Claude Retherford, Guard
- Milton "Bus" Whitehead, Forward
- 1950 Milton "Bus" Whitehead, Forward
- 1952 James Buchanan, Guard

Big Eight (18)

- 1960 Herschell Turner, Guard

- 1966 Grant Simmons, Guard
- 1967 Stuart Lantz, Guard
- 1968 Stuart Lantz, Guard
- 1971 Marvin Stewart, Guard
- 1972 Chuck Jura, Center
- 1974 Jerry Fort, Guard
- 1975 Jerry Fort, Guard
- 1976 Jerry Fort, Guard
- 1978 Brian Banks, Guard
- 1980 Andre Smith, Center
- 1981 Andre Smith, Center
- 1982 Jack Moore, Guard
- 1984 Dave Hoppen, Center
- 1985 Dave Hoppen, Center
- 1986 Dave Hoppen, Center
- 1993 Eric Piatkowski, Guard
- 1994 Eric Piatkowski, Guard

Big 12 (3)

- 1998 Tyronn Lue, Guard
- 1999 Venson Hamilton, Center
- 2008 Aleks Maric, Center

Big Ten (1)

- 2014 Terran Petteway, Guard

JIM PHELAN NATIONAL COACH OF THE YEAR (1)

- 2014 Tim Miles

CONFERENCE COACH OF THE YEAR (7)

Big Eight (6)

- 1966 Joe Cipriano (AP)
- 1978 Joe Cipriano (UPI)
- 1980 Moe Iba (AP/UPI)
- Joe Cipriano (UPI)
- 1981 Moe Iba (UPI)
- 1991 Danny Nee (AP/UPI)

Big Ten (1)

- 2014 Tim Miles (Coaches)

CONFERENCE PLAYER OF THE YEAR (2)

Big Eight (1)

- 1981 Andre Smith (AP/UPI)

Big 12 (1)

- 1999 Venson Hamilton (AP/Coaches)

BIG EIGHT FRESHMAN OF THE YEAR (1)

- 1993 Erick Strickland (AP/Coaches)

OLYMPIANS (2)

- 2012 Aleks Maric, Center (Australia)
- 2012 Ade Dagunduro, Guard (Nigeria)

WORLD UNIVERSITY GAMES (2)

- 1985 Dave Hoppen, Center (Silver)
- 1993 Eric Piatkowski, Guard (Gold)

FIBA WORLD CUP (3)

- 1954 Bill Johnson, Forward (U.S., Gold)
- 2014 Tai Webster, Guard (New Zealand)
- 2014 Jorge Brian Diaz, Center (Puerto Rico)

22 & UNDER WORLD CHAMPIONSHIPS (1)

- 1997 Tyronn Lue, Guard (U.S., Fifth)

21 & UNDER WORLD CHAMPIONSHIPS (1)

- 2005 Aleks Maric, Center (Australia, Fourth)

U.S. OLYMPIC FESTIVAL (3)


- 1983 Dave Hoppen, Center (Bronze)
 - Moe Iba, Coach, North (Bronze)
 - 1991 Eric Piatkowski, Guard (Gold)
- Note: Piatkowski was named to the 1991 U.S. Olympic Festival All-Tournament Team.

NABC ALL-STAR GAME (4)


- 1972 Chuck Jura, Center
- 1991 Rich King, Center
- 1994 Eric Piatkowski, Guard
- 2008 Aleks Maric, Center



After earning all-league honors as a junior, Tyronn Lue was a first-round NBA selection in 1998. During his collegiate career, he helped Nebraska to three postseason appearances and finished eighth in school history in scoring.



Bill Johnson won a gold medal for the United States at the 1954 FIBA World Championships (now called the FIBA World Cup) in Rio de Janeiro, Brazil. Johnson averaged 9.5 rebounds per game during his three-year career at Nebraska.



Danny Nee is the winningest coach in Nebraska history with 254 career victories over 14 seasons. A 2009 Nebraska Basketball Hall of Fame inductee, Nee was the Big Eight Coach of the Year in 1991 after leading NU to a school-record 26 victories.



Terran Petteway led the Big Ten in scoring and had a pair of 30-point games in 2013-14.

PETTEWAY SELECTED AS JACK MOORE AWARD WINNER

Terran Petteway was selected by a vote of his teammates as the Jack Moore Award winner, which is annually presented to the team's most valuable player. The award is named for late Husker guard Jack Moore, a 5-9 playmaker who set 17 school records in a career that ended in 1982. Moore was presented with the 1982 Francis Pomeroy-Naismith Award as the best collegiate player in the nation under six feet tall. A consensus All-Big Eight performer in 1982, Moore was killed in a plane crash in March of 1984.

Petteway earned first-team All-Big Ten honors in 2013-14, as he led the conference in scoring at 18.1 points per game. The 6-foot-6 sophomore topped NU in scoring 21 times and had 12 20-point games, including a career-high 35 points against Minnesota and 30 points against UMass. Petteway averaged 18.6 points per game in Big Ten play, becoming the first Husker since 1981 to lead Nebraska in scoring in conference action. Petteway also averaged 4.8 rebounds and 1.6 assists per game, and led NU in blocked shots (24) and was tied for second in steals (29). His play helped the Huskers go 19-13 and reach the NCAA Tournament for the first time since 1998.

While Petteway was honored by his teammates with the team MVP, two Huskers – sophomore Benny Parker and junior David Rivers – won two team-voted awards apiece. Parker, who led NU in steals, was named the team's Outstanding Defender and shared the Most Improved award with junior forward David Rivers, whose emergence into the rotation keyed NU's surge in Big Ten play. Rivers also was chosen as the Unsung Hero for his efforts on the court. Junior Trevor Menke was awarded the Scout Team MVP, while freshman Nick Fuller's work in the weight room was recognized, as he was chosen as the team's Lifter of the Year.

Jack Moore Award

Year	Player	Position	Year	Player	Position
1984-85	Dave Hoppen	Center	2000-01	Cookie Belcher	Guard
1985-86	Dave Hoppen	Center	2001-02	Cary Cochran	Guard
1986-87	Brian Carr	Guard	2002-03	Andrew Drevo	Forward
1987-88	Henry T. Buchanan	Guard	2003-04	Nate Johnson	Guard
1988-89	Eric Johnson	Guard	2004-05	Joe McCray	Guard
1989-90	Clifford Scales	Guard	2005-06	Jason Dourisseau	Guard
1990-91	Rich King	Center	2006-07	Jason Dourisseau	Guard
	Beau Reid	Forward		Wes Wilkinson	Forward
	Clifford Scales	Guard		Charles Richardson Jr.	Guard
1991-92	Jamar Johnson	Guard		Marcus Perry	Guard
1992-93	Eric Piatkowski	Forward	2007-08	Aleks Maric	Center
1993-94	Eric Piatkowski	Forward	2008-09	Paul Velander	Guard
1994-95	Jaron Boone	Guard	2009-10	Ryan Anderson	Guard
1995-96	Erick Strickland	Guard	2010-11	Lance Jeter	Guard
1996-97	Tyronn Lue	Guard	2011-12	Brandon Richardson	Guard
1997-98	Tyronn Lue	Guard	2012-13	Brandon Ubel	Forward
1998-99	Venson Hamilton	Center	2013-14	Terran Petteway	Guard
1999-2000	Larry Florence	Forward			

COSIDA ACADEMIC ALL-AMERICANS (6)

1972	Chuck Jura, 3rd team	1994	Bruce Chubick, Forward
1978	Curt Hedberg, 5th team	1995	Jason Glock, Guard
1981	Jack Moore, 2nd team		
1984	John Matzke, 2nd team		
1989	Beau Reid, 3rd team		
1991	Beau Reid, 3rd team		

POSTGRADUATE SCHOLARS (6)

NCAA (5)			
1972	Al Nissen		
1986	John Matzke	2003	John Turek, Forward
1987	Bill Jackman	2004	Adam Bohac, Guard
1991	Beau Reid		
2006	Bronsen Schliep		

Big Eight (1)

1976	Kent Reckeway
------	---------------

Big 12 (1)

2006	Bronsen Schliep
------	-----------------

ACADEMIC ALL-CONFERENCE (62)

Big Eight (25)

1966	Grant Simmons, Guard		
1972	Chuck Jura, Center		
1974	Tom Novak, Guard		
1975	Larry Cox, Forward/Center	2007	Paul Velander, Guard
1976	Larry Cox, Forward/Center	2008	Paul Velander, Guard
1978	Curt Hedberg, Forward	2009	Paul Velander, Guard
1979	Curt Hedberg, Forward		
1980	Jack Moore, Guard	2011	Brandon Ubel, Forward
1981	Jack Moore, Guard		
1982	Jack Moore, Guard		
1984	John Matzke, Forward		
1985	John Matzke, Forward		
	Dave Hoppen, Center		
1986	John Matzke, Forward		
	Brian Carr, Guard		
1987	Brian Carr, Guard	2013	Kye Kurkowski, Forward
	Bill Jackman, Forward		
1988	Henry T. Buchanan, Guard		
1989	Beau Reid, Forward		
1990	Rich King, Center	2014	Kye Kurkowski, Forward
1991	Beau Reid, Forward		
1992	Bruce Chubick, Forward		
1993	Bruce Chubick, Forward		

Big Ten (11)

2012	Mike Fox, Forward
	Kye Kurkowski, Forward
	Trevor Menke, Guard
	Christopher Niemann, Center
	Brandon Ubel, Forward
	Kye Kurkowski, Forward
	Brandon Ubel, Forward
	Trevor Menke, Guard
	Kye Kurkowski, Forward
	Trevor Menke, Guard
	Shavon Shields, Guard/Forward

NOTE: No team selected from 1967 to 1971.



Beau Reid was a two-time Academic All-American at Nebraska during his playing career.

NEBRASKA'S 1,000-POINT SCORERS

1. DAVE HOPPEN — 2,167 POINTS

6-11, 235, C, 1983-86, Omaha, Neb. (Benson)

Three-time All-Big Eight center Dave Hoppen finished his career as Nebraska's all-time leading scorer with 2,167 points. Hoppen, whose four-year collegiate career was cut short by a knee injury in a game at Colorado, Feb. 1, 1986, broke or tied 19 Nebraska records and five Big Eight marks during his standout career. A native of Omaha, Neb., Hoppen was the first player in Husker basketball history to have his jersey number (42) retired.

Originally drafted by the NBA's Atlanta Hawks in the third round of the 1986 draft, he played with both Charlotte and Philadelphia, and a stint in the CBA. Hoppen was inducted into the Nebraska Basketball Hall of Fame in 1996.



Season	G-GS	FG-FGA	Pct.	FT-FTA	Pct.	Reb.-Avg.	TP-Avg.
1982-83	32-32	163-311	.524	119-159	.784	161-5.0	445-13.9
1983-84	30-30	220-367	.599	158-208	.760	207-6.9	598-19.9
1984-85	30-30	270-418	.646	164-210	.781	258-8.6	704-23.5
1985-86	19-19	151-245	.616	118-147	.803	147-7.7	420-22.1
Totals	111-111	1,804-1,341	.600	559-724	.772	773-7.0	2,167-19.5

2. ERIC PIATKOWSKI — 1,934 POINTS

6-7, 215, F, 1991-94, Rapid City, S.D. (Stevens)

One of only two players in school history to play on four consecutive NCAA Tournament teams, Eric Piatkowski finished his career as the second-leading scorer in school history with 1,934 points. The Most Valuable Player in the 1994 Phillips 66 Big Eight Tournament, Piatkowski had a school and tournament-record 42-point outburst in Nebraska's first-round victory over Oklahoma. A two-time, first-team All-Big Eight pick, Piatkowski averaged 21.5 points in his final season as a Husker, and became the first player in school history to score 1,900 points (1,934), grab 600 rebounds (669) and dish out 300 assists (322). A first-round draft pick of the NBA's Indianapolis Pacers, Piatkowski's draft rights were then traded to the Los Angeles Clippers, who he played with for eight seasons before joining the Houston Rockets during the summer of 2003. He was traded to the Chicago Bulls in the summer of 2004 and signed with the Phoenix Suns where he played his final three years in the league. Piatkowski's jersey No. 52 was retired by the Huskers in 2006, the same year he was inducted into the Nebraska Basketball Hall of Fame.




Season	G-GS	FG-FGA	Pct.	3PT FG	Pct.	FT-FTA	Pct.	Reb.-Avg.	Pts.-Avg.
1990-91	34-1	128-275	.465	44-127	.346	72-86	.837	125-3.7	372-10.9
1991-92	29-28	144-338	.426	47-136	.346	79-109	.725	184-6.3	414-14.3
1992-93	30-30	178-367	.485	48-129	.372	98-129	.760	171-5.7	502-16.7
1993-94	30-30	226-456	.496	63-172	.366	131-165	.794	189-6.3	646-21.5
Totals	123-89	676-1,436	.471	202-564	.358	380-489	.777	669-5.4	1,934-15.7

3. JERRY FORT — 1,882 POINTS

6-3, 170, G, 1973-76, Chicago, Ill. (Franciscan)

The first Husker basketball player to earn All-Big Eight honors for three straight seasons, Jerry Fort finished his career with 1,882 points – a record that stood for nine seasons, until Dave Hoppen broke it, Dec. 15, 1985. Fort was a third-round draft pick of the Boston Celtics following his senior season. He scored a then-school-record 40 points against Missouri as a junior. Fort was inducted into the Nebraska Basketball Hall of Fame in 1991.



Season	G-GS	FG-FGA	Pct.	FT-FTA	Pct.	Reb.-Avg.	TP-Avg.
1972-73	26-18	151-349	.433	74-104	.712	106-4.0	376-14.5
1973-74	26-26	207-484	.428	54-88	.614	110-4.2	468-18.0
1974-75	26-26	218-508	.429	89-138	.645	91-3.5	525-20.2
1975-76	27-27	201-452	.445	111-156	.712	87-3.2	513-19.0
Totals	105-97	777-1,793	.433	328-486	.675	394-3.8	1,882-17.9

4. ANDRE SMITH — 1,717 POINTS

6-7, 215, C/F, 1978-81, Chicago, Ill. (Kennedy)

Andre Smith closed his brilliant four-year career in 1980-81 when he led the Big Eight Conference in scoring with a 19.5 average in league-only games. Smith was named the conference's player of the year for his efforts – the only Husker to earn that honor in the Big Eight era. Smith was also a two-time all-conference selection. He scored 1,717 points and grabbed 753 rebounds during his Husker career and was chosen in the seventh round of the 1981 NBA Draft by the Cleveland Cavaliers. He was inducted into the Nebraska Basketball Hall of Fame in 1994.



Season	G-GS	FG-FGA	Pct.	FT-FTA	Pct.	Reb.-Avg.	TP-Avg.
1977-78	30-2	105-190	.533	68-111	.613	144-4.8	278-9.3
1978-79	27-27	146-256	.570	72-110	.655	186-6.9	364-13.5
1979-80	31-31	237-388	.610	126-189	.670	251-8.1	600-19.4
1980-81	26-26	185-314	.589	105-152	.691	172-6.6	475-18.3
Totals	114-86	673-1,148	.586	371-562	.660	753-6.6	1,717-15.1

5. ALEKS MARIC — 1,630 POINTS

6-11, 275, C, 2005-08, Sydney, Australia

(Life Center (N.J.)/Australian Institute for Sport)

Aleks Maric was one of the most dominant big men in the first 12 years of the Big 12 era. The Aussie was a first-team All-Big 12 selection by the Associated Press as a senior and a two-time second-team pick by the coaches. During his senior year, he became only the third player in league history to record at least 1,500 points and 1,000 rebounds in a career. Maric tied the school single-season record with 335 boards as a senior in 2007-08. Maric led NU and ranked in the top seven in the league in scoring, rebounding, field-goal percentage and blocked shots as a senior. He finished his career tying or breaking 19 Nebraska and Big 12 Conference records. After declaring for the NBA Draft following his sophomore season, Maric withdrew and returned to Nebraska where he became just the ninth player in program history to reach 1,000 points before the start of his senior campaign (and 24th player overall). He has played overseas following his career and was an All-Euroleague first-team selection in 2010. In 2011, he helped Panathinaikos win a Euroleague title and represented Australia in the 2012 Olympics. Maric will play for Maccabi Tel Aviv in 2014-15.



Season	G-GS	FG-FGA	Pct.	3FG-Att.	Pct.	FT-FTA	Pct.	Reb.-Avg.	TP-Avg.
2004-05	27-10	79-165	.479	0-2	.000	58-81	.716	169-6.3	216-8.0
2005-06	31-26	116-246	.472	0-0	.000	107-175	.611	251-8.1	339-10.9
2006-07	30-30	203-359	.565	3-10	.300	147-216	.681	260-8.7	556-18.5
2007-08	33-33	191-332	.575	1-6	.167	136-207	.657	335-10.2	519-15.7
Totals	121-99	589-1,102	.534	4-18	.222	448-679	.660	1,015-8.4	1,630-13.5

6. JARON BOONE — 1,609 POINTS

6-6, 195, G, 1993-96, Salt Lake City, Utah (Skyline)

Jaron Boone played in 127 games and started 102 to rank third and fourth, respectively, in school history. Boone became the 17th player in school history to reach 1,000 points, but just the fifth to do so before completing his junior season. Boone earned second-team All-Big Eight honors as a junior and helped Nebraska to the NIT championship his senior year. Boone's 559 points in his junior season is the seventh-highest single-season output in school history. Boone scored at least 20 points 18 times in his career and ranks among the school leaders in 3-point shots made (fourth, 181) and attempted (fourth, 501), assists (third, 446) and minutes (fourth, 3,624).




Season	G-GS	FG-FGA	Pct.	3FG-Att.	Pct.	FT-FTA	Pct.	Reb.-Avg.	TP-Avg.
1992-93	31-8	76-185	.411	17-57	.298	46-56	.821	72-2.3	215-6.9
1993-94	30-28	138-290	.476	35-95	.368	55-78	.705	78-2.6	366-12.2
1994-95	32-32	199-455	.437	70-182	.385	91-134	.679	106-3.3	559-17.5
1995-96	34-34	162-397	.408	59-167	.353	86-123	.699	92-2.7	469-13.8
Totals	127-102	575-1,327	.433	184-501	.367	274-387	.708	348-2.7	1,609-12.7

7. ERICK STRICKLAND — 1,586 POINTS

6-3, 210, G, 1993-96, Bellevue, Neb. (West)

One of two 1,000-point scorers on the 1995-96 team, Erick Strickland finished his career with 1,586 points. Strickland was a second-team all-conference selection as a senior when he led the team in scoring (14.7) and was named the MVP of the NIT. Strickland played in 127 career games, tied for third in school history, and started 84. His 516 points during his senior season rank 14th in school single-season history. A three-time member of the Big Eight All-Defensive Team, he is second in steals at NU with 257. Strickland ranks fifth in 3-point field goals made (179), third in 3-point field goal attempts (512) and fifth in assists (414). He spent nine years in the NBA, including four with the Dallas Mavericks and two with the Milwaukee Bucks. He was inducted into the Nebraska Basketball Hall of Fame on Jan. 17, 2009.




Season	G-GS	FG-FGA	Pct.	3FG-Att.	Pct.	FT-FTA	Pct.	Reb-Avg	TP-Avg.
1992-93	31-6	84-185	.454	32-88	.364	43-59	.729	63-2.0	243-7.8
1993-94	30-13	102-241	.423	41-117	.350	77-95	.811	103-3.4	322-10.7
1994-95	31-31	175-394	.444	54-160	.338	101-139	.727	167-5.4	505-16.3
1995-96	35-34	174-399	.436	52-148	.351	116-141	.823	170-4.9	516-14.7
Totals	127-84	535-1,219	.439	179-512	.350	337-434	.776	503-4.0	1,586-12.5

8. TYRONN LUE — 1,577 POINTS

6-0, 175, G, 1996-98, Mexico, Mo. (Raytown)

Tyronn Lue became one of the few Huskers to eclipse the 1,000-point mark by early in his junior season. He finished his career with 1,577 points before turning pro a year early. Lue was a first-round NBA draft pick of the Denver Nuggets before being traded on draft night to the Los Angeles Lakers where he won a pair of NBA titles. He also played for the Washington Wizards, Orlando Magic, Houston Rockets, Atlanta Hawks, Dallas Mavericks and Milwaukee Bucks. Lue ranks in the top 10 in 13 Husker career categories, including assists (fourth, 432), 3-pointers (eighth, 145), games started (ninth, 96) and steals (seventh, 154). Lue started 96 of 99 games in his Husker career and led NU to three straight postseason appearances, including an NCAA berth in 1998. A 2013 inductee into the Nebraska Basketball Hall of Fame, Lue is in his first season as the associate head coach in Cleveland after spending stints on the coaching staffs with the Los Angeles Clippers and Boston Celtics coaching staff.




Season	G-GS	FG-FGA	Pct.	3FG-Att.	Pct.	FT-FTA	Pct.	Reb-Avg	TP-Avg.
1995-96	35-34	105-232	.453	20-61	.328	66-96	.688	106-3.0	296-8.5
1996-97	32-30	215-476	.452	47-137	.343	126-155	.813	93-2.9	603-18.8
1997-98	32-32	240-547	.439	78-209	.373	120-145	.828	137-4.3	678-21.2
Totals	99-96	560-1,255	.446	145-407	.356	312-396	.788	336-3.4	1,577-15.9

9. COOKIE BELCHER — 1,552 POINTS

6-4, 205, G, 1997-2001, Mexico, Mo. (Mexico)

During the 1999 season, Cookie Belcher became the 21st player in school history to join the Huskers' 1,000-point club. With another stellar campaign in 2001, he moved into the Huskers' all-time top 10, finishing his career with 1,552 points. He was just the eighth player in NU history to reach 1,000 points before the start of his senior season. Belcher made a strong mark on the Husker record books in other areas. He owns the Nebraska game, season and career records for steals and finished his career ranked third in NCAA history with 353 steals. He also ranks in the top 10 on NU's career 3-point (seventh, 146) and assist lists (second, 477) and owns the school records for most career starts (129) and games played (131). He enjoyed a successful professional career in Italy, Israel and Greece for a decade before going into coaching at the IMG Academy.



Season	G-GS	FG-FGA	Pct.	3FG-Att.	Pct.	FT-FTA	Pct.	Reb-Avg	TP-Avg.
1996-97	33-33	117-256	.457	30-76	.395	41-83	.494	126-3.8	305-9.2
1997-98	32-32	135-305	.443	29-102	.284	55-87	.632	126-3.9	354-11.1
1998-99	32-32	137-320	.428	39-128	.305	64-102	.627	107-3.3	377-11.8
1999-00	4-2	10-16	.625	0-1	.000	4-7	.571	15-3.8	24-6.0
2000-01	30-30	177-394	.449	48-143	.336	90-121	.744	152-5.1	492-16.4
Totals	131-129	576-1,291	.446	146-450	.324	255-400	.638	526-4.0	1,552-11.9

10. RICH KING — 1,475 POINTS

7-2, 260, C, 1988-91, Omaha, Neb. (Burke)

The tallest player in Nebraska history at 7-2, Rich King finished his career with 1,475 points and then-school records for blocked shots (183) and games played (124). King had a big hand in the Huskers' record-breaking 26-8 campaign in 1990-91, as he led the team in scoring (15.5 ppg) and rebounding (8.1 rpg) en route to honorable-mention All-America honors from both AP and UPI. A first-round draft pick of the Seattle SuperSonics in the 1991 NBA Draft, King tied Jerry Fort's then-school single-game scoring record with a 40-point outburst against Northern Illinois, Feb. 18, 1991. He was inducted into the Nebraska Basketball Hall of Fame in 2001.




Season	G-GS	FG-FGA	Pct.	3FG-Att.	Pct.	FT-FTA	Pct.	Reb-Avg	Pts-Avg.
1987-88	29-5	56-108	.519	0-0	---	24-34	.706	84-2.9	136-4.7
1988-89	33-22	136-235	.579	0-0	---	91-139	.655	195-5.9	363-11.0
1989-90	28-21	170-305	.557	0-0	---	110-158	.696	208-7.4	450-16.1
1990-91	34-27	202-352	.574	2-5	.400	120-179	.670	274-8.1	526-15.5
Totals	124-75	564-1,000	.564	2-5	.400	345-510	.676	761-6.1	1,475-11.9

11. VENSON HAMILTON — 1,416 POINTS

6-10, 240, C, 1996-99, Forest City, N.C. (Oak Hill Academy)

One of two Huskers to reach the 1,000-point plateau in 1998-99, Venson Hamilton was a four-year standout for Coach Danny Nee. Hamilton finished his career with 1,416 points and ranks 11th on NU's all-time scoring list. His senior season was one of the finest campaigns in school history. For his efforts, Hamilton earned Big 12 Player-of-the-Year honors, the first Husker since 1981 to capture the league honor. Hamilton still owns NU records for rebounds (1,080) and blocked shots (241) and is second in games played (129). Hamilton was just the fourth player all-time among Big 12 schools to score 1,000 points, grab 1,000 rebounds and block 200 shots in his collegiate career. He was a second-round draft pick of the Houston Rockets, and has since experienced a successful professional career in Europe and Morocco.



Season	G-GS	FG-FGA	Pct.	3FG-Att.	Pct.	FT-FTA	Pct.	Reb-Avg	TP-Avg.
1995-96	32-1	71-130	.546	0-1	.000	54-100	.540	161-5.0	196-6.1
1996-97	32-25	124-215	.577	0-0	---	96-148	.649	269-8.4	344-10.8
1997-98	32-30	139-269	.517	0-0	---	80-144	.556	315-9.8	358-11.2
1998-99	33-32	194-388	.500	0-1	.000	130-198	.657	335-10.2	518-15.7
Totals	129-88	528-1,002	.527	0-2	.000	360-590	.610	1,080-8.4	1,416-11.0

12. CARL MCPiPE — 1,300 POINTS

6-8, 225, C, 1976-79, Hammond, Ind. (Technical)

One-half of the "Hammond Hustlers" (Brian Banks was the other), 'Pipe' and 'BB' provided Nebraska with a great four-year, one-two punch. McPipe, a three-year starter, finished his career with 1,300 points. As a junior, McPipe earned USBWA District V honors and was one of 12 starters designated as an All-American by the Citizens Savings Athletic Foundation. In his final year in a Husker uniform, McPipe was a repeat pick on the USBWA team and a fifth-round draft selection of the Philadelphia 76ers.



Season	G-GS	FG-FGA	Pct.	FT-FTA	Pct.	Reb-Avg	TP-Avg.
1975-76	20-1	25-67	.373	16-22	.727	58-2.9	66-3.3
1976-77	29-29	183-376	.487	74-108	.685	241-8.3	440-15.2
1977-78	29-29	190-357	.532	65-97	.670	228-7.9	445-15.3
1978-79	26-26	148-326	.454	53-90	.589	196-7.5	349-13.4
Totals	104-85	546-1,126	.485	208-317	.656	723-7.0	1,300-12.5

13. TOM BAACK — 1,299 POINTS

6-5, 192, F, 1966-68, Fort Wayne, Ind. (Concordia)

Tom Baack, a 1995 Nebraska Hall of Fame inductee, finished his career with 1,299 points, a figure that stood as the school record until guard Jerry Fort came along 10 years later. Baack played on three straight winning NU teams from 1965 through 1968, and helped the Huskers to an NIT appearance in 1966-67—NU's first-ever bid to the nation's oldest postseason tournament. Known for his satin-smooth jump shot, Baack had a 17.3 points-per-game average for his career, which still ranks third in school history. Baack served as an assistant at Nebraska for eight seasons after his playing days. He was selected in the 10th round of the 1968 NBA Draft by the Detroit Pistons.



Season	G	FG-FGA	Pct.	FT-FTA	Pct.	Reb.-Avg.	TP-Avg.
1965-66	25	147-325	.452	92-108	.852	106-4.2	386-15.4
1966-67	25	188-401	.469	73-90	.811	152-6.1	449-18.0
1967-68	25	191-412	.466	82-99	.828	134-5.4	464-18.6
Totals	75	526-1,138	.462	247-297	.832	392-5.2	1,299-17.3

14. STUART LANTZ — 1,269 POINTS

6-3, 175, G, 1966-68, Uniontown, Pa.

Stuart Lantz teamed with Tom Baack to give Nebraska a potent one-two offensive punch. Lantz finished his career with 1,269 points and 571 rebounds. A two-time All-Big Eight pick, Lantz went on to play eight years in the NBA with four teams (San Diego/Houston Rockets, Detroit Pistons, New Orleans Jazz, Los Angeles Lakers). A charter member of the Nebraska Basketball Hall of Fame, Lantz had his jersey (No. 22) retired in the fall of 1989. He has been the Lakers' television color commentator since 1987.



Season	G	FG-FGA	Pct.	FT-FTA	Pct.	Reb.-Avg.	TP-Avg.
1965-66	25	125-290	.431	56-85	.659	199-8.0	306-12.2
1966-67	25	190-368	.516	101-129	.783	193-7.7	481-19.2
1967-68	25	173-349	.495	136-181	.757	179-7.2	482-19.2
Totals	75	488-1,007	.485	293-395	.742	571-7.6	1,269-16.9

15. CHUCK JURA — 1,255 POINTS

6-10, 220, C, 1970-72, Schuyler, Neb.

One of the top all-around centers in Nebraska history, Chuck Jura's 1,255 points rank 15th on the school's all-time list, and trail Stuart Lantz's career total by 14 points. Jura earned All-Big Eight honors as a senior and was an academic All-Big Eight choice. One of only six players in NU history to average more than 20 points in a season (21.2), Jura ranks sixth on the rebounding chart (740) and his 11.7 rebounds per game (305 total) in his final season are still an NU single-season record. Like Lantz, Jura was a charter member of the Nebraska Basketball Hall of Fame. A third-round NBA draft pick by the Chicago Bulls, Jura played professional basketball in Europe for several seasons.



Season	G	FG-FGA	Pct.	FT-FTA	Pct.	Reb.-Avg.	TP-Avg.
1969-70	25	99-205	.483	51-86	.593	192-7.7	249-9.9
1970-71	26	181-306	.592	93-160	.594	243-9.3	455-17.5
1971-72	26	220-399	.551	111-181	.613	305-11.7	551-21.2
Totals	77	500-910	.549	255-427	.597	740-9.6	1,255-16.3

16. LARRY FLORENCE — 1,223 POINTS

6-5, 220, F, 1997-2000, Phenix City, Ala.

Forward Larry Florence surpassed the 1,000-point milestone midway through the 1999-2000 season. Florence ranks third at Nebraska in career starts (105) and is tied for ninth in games played (123). A four-year starter, Florence was Nebraska's captain as a senior and led the Huskers in scoring at 13.0 points per game. In his senior season, Florence earned honorable-mention All-Big 12 honors from the league's coaches. Florence also earned the reputation as a strong defender and a hard worker in the weight room. He was named the Husker Power Male Athlete of the Year for all sports in 1999 and was a three-time men's basketball lifter of the year.




Season	G-GS	FG-FGA	Pct.	3FG-Att.	Pct.	FT-FTA	Pct.	Reb.-Avg.	TP-Avg.
1996-97	30-29	92-240	.383	1-7	.143	41-58	.707	113-3.8	226-7.5
1997-98	30-19	115-259	.444	1-5	.200	37-63	.587	110-3.7	268-8.9
1998-99	33-27	133-262	.508	1-4	.250	73-99	.737	135-4.1	340-10.3
1999-00	30-30	156-389	.401	8-32	.250	69-105	.657	161-5.4	389-13.0
Totals	123-105	496-1,150	.431	11-48	.229	220-325	.677	519-4.2	1,223-9.9

17. JACK MOORE — 1,204 POINTS

5-9, 165, G, 1979-82, Muncie, Ind. (Central)

Jack Moore will long be remembered by Husker faithful for his giddy play on the basketball court. He was honored with the 1982 Francis Pomeroy-Naismith Award, which is presented annually to the nation's top player under 6-feet tall. During his four-year career, Moore scored 1,204 points, and shot .901 from the free-throw line — among the all-time best career marks in NCAA Division I history. Moore's .901 free-throw percentage broke the Big Eight record for career marksmanship, which had been held by his coach, Moe Iba. A consensus All-Big Eight selection as a senior, Moore was the first Husker cager to earn first-team academic All-Big Eight honors for three straight seasons, and his 382 career assists stand seventh on NU's all-time chart. Nebraska's MVP Award is named in honor of Moore, who was killed in a March 1984 plane crash. Moore was inducted into the Nebraska Basketball Hall of Fame in 1993.




Season	G-GS	FG-FGA	Pct.	FT-FTA	Pct.	Reb.-Avg.	TP-Avg.
1978-79	20-0	21-61	.344	21-25	.840	19-1.0	63-3.2
1979-80	31-30	137-291	.471	184-211	.872	53-1.7	458-14.8
1980-81	27-27	111-221	.502	118-128	.922	54-2.0	340-12.6
1981-82	27-27	110-257	.428	123-131	.939	58-2.1	343-12.7
Totals	105-84	379-830	.457	446-495	.901	184-1.8	1,204-11.5

18. BRIAN CARR — 1,182 POINTS

6-0, 165, G, 1984-87, Muncie, Ind. (Burriss)

Brian Carr is the only player in Nebraska history to score 1,000 points and collect more than 600 assists in a career. Carr, who finished his four-year career with 14 Nebraska school records, scored 1,182 points and collected 682 assists. The 682 assists ranked as the third-best total in Big Eight history, behind only former Kansas stars Cedric Hunter and Jacque Vaughn. Carr also ranks second in career minutes played at NU. A second-team All-Big Eight selection as a senior (UPI), Carr was a two-time, first-team academic All-Big Eight performer. Carr was inducted into the Nebraska Basketball Hall of Fame in 2001.



Season	G-GS	FG-FGA	Pct.	3FG-Att.	Pct.	FT-FTA	Pct.	Reb.-Avg.	TP-Avg.
1983-84	30-0	59-114	.518	---	.000	19-32	.594	22-0.7	137-4.6
1984-85	30-30	118-210	.562	---	.000	48-58	.828	58-1.9	284-9.5
1985-86	30-30	139-293	.464	---	.000	79-93	.849	51-1.7	357-11.9
1986-87	33-33	131-325	.403	58-157	.369	84-104	.808	47-1.4	404-12.2
Totals	123-93	447-942	.475	58-157	.369	230-287	.801	178-1.4	1,182-9.6

19. BRIAN BANKS — 1,150 POINTS

6-0, 160, G, 1976-79, Hammond, Ind.

The other half of the "Hammond Hustlers," along with Carl McPipe, Brian Banks was a three-year starter at guard for the Huskers from 1976-77 through 1978-79. His best season was as a junior in 1977-78, when he averaged 14 points and helped NU to a 22-8 record and an NIT bid. For his efforts, Banks earned first-team All-Big Eight honors. He was inducted into the Nebraska Basketball Hall of Fame in 1999.




Season	G-GS	FG-FGA	Pct.	FT-FTA	Pct.	Reb.-Avg.	TP-Avg.
1975-76	27-1	42-93	.452	38-49	.776	33-1.2	122-4.5
1976-77	29-29	160-330	.485	66-100	.660	73-2.5	386-13.3
1977-78	30-30	173-351	.493	73-103	.709	84-2.8	419-14.0
1978-79	24-23	96-212	.453	31-46	.674	66-2.8	223-9.3
Totals	110-83	471-986	.478	208-298	.698	256-2.3	1,150-10.5

20. MARVIN STEWART — 1,138 POINTS

6-3, 180, G, 1969-71, Chicago, Ill. (Dunbar)

Marvin Stewart finished his three-year career with 1,138 points, and is remembered by Husker fans as one of the finest fast-breaking guards in NU history. In his senior season, Stewart averaged 21.4 points, the fourth-best season average in school history, and earned first-team All-Big Eight honors. Stewart owns the distinction of being the only 1,000-point club member to top the mark in fewer than 70 games, as he appeared in just 66. Stewart was a second-round draft selection of the NBA's Chicago Bulls in 1971. He was inducted into the Nebraska Basketball Hall of Fame in 1994.



Season	G	FG-FGA	Pct.	FT-FTA	Pct.	Reb.-Avg.	TP-Avg.
1968-69	26	137-321	.426	107-150	.713	66-2.5	381-14.6
1969-70	14	83-174	.477	35-56	.625	28-2.0	201-14.4
1970-71	26	215-426	.505	126-153	.824	54-2.1	556-21.4
Totals	66	435-921	.472	268-359	.747	148-2.2	1,138-17.2

T21. CLIFFORD SCALES — 1,136 POINTS

6-2, 170, G, 1988-91, Maywood, Ill. (Westchester St. Joseph)

A steady player throughout his four-year Nebraska career, Clifford Scales tallied 1,136 points from 1988 through 1991. An honorable-mention All-Big Eight pick as a senior and a member of UPI's All-Big Eight Defensive team, Scales' 177 career steals ranked as the most ever by a Cornhusker cager when he completed his career. One of five double-figure scorers on the 1990-91 Nebraska team at 10.2 points per game, Scales hit a then-school-record 45.6 percent from 3-point range as a senior. He co-captained the Huskers' record-setting 26-8 squad during the 1990-91 season. He was inducted into the Nebraska Basketball Hall of Fame in 2002.




Season	G-GS	FG-FGA	Pct.	3FG-Att.	Pct.	FT-FTA	Pct.	Reb.-Avg.	TP-Avg.
1987-88	31-5	71-139	.511	3-10	.300	25-35	.714	41-1.3	170-5.5
1988-89	32-27	122-253	.482	6-19	.316	52-77	.675	91-2.8	302-9.4
1989-90	26-26	112-219	.511	10-24	.417	84-100	.840	93-3.6	318-12.2
1990-91	34-34	136-291	.467	26-57	.456	48-60	.800	110-3.2	346-10.2
Totals	123-96	441-901	.489	45-110	.409	209-272	.768	335-2.7	1,136-9.2

T21. CARL HAYES — 1,136 POINTS

6-9, 200, F, 1990-92, Chicago, Ill. (Westchester St. Joseph)

An exciting player in the open court, Carl Hayes finished his three-year Nebraska career with 1,136 points, which is tied for 21st on NU's all-time chart along with former high school and college teammate Clifford Scales. A two-time honorable-mention All-Big Eight performer, Hayes was a starter on NU teams that earned back-to-back NCAA Tournament bids, including the Husker squad that won a school-record 26 games in 1991.



Season	G-GS	FG-FGA	Pct.	3FG-Att.	Pct.	FT-FTA	Pct.	Reb.-Avg.	TP-Avg.
1989-90	28-19	121-261	.464	5-16	.313	92-132	.697	138-4.9	339-12.1
1990-91	34-28	192-390	.492	1-12	.600	75-125	.600	179-5.3	460-13.5
1991-92	28-16	126-294	.429	31-84	.369	54-103	.524	155-5.5	337-12.0
Totals	90-63	439-945	.465	37-112	.330	221-360	.614	472-5.2	1,136-12.6

23. RYAN ANDERSON — 1,125 POINTS

6-4, 195, G, 2006-2010, Seattle, Wash. (Rainier Beach)

One of the most versatile players in Nebraska history, the 6-4 Anderson played out of position all four years, working in the '4' spot where he made a name for himself. Anderson created mismatches on the offensive end, where his ability from 3-point range was evident. He finished his career ranked third in 3-pointers at Nebraska with 185 and was in the top 10 in Nebraska history for 3-point percentage (.394), steals (166) and games started (101), while also ranking in the top 25 for points, rebounds, assists and games played. He was named to the Big 12 All-Defense Team as a junior and the All-Underrated team as a senior, when he became the first Husker -- and just the eighth player overall -- in the Big 12 era to record 1,000 points, 500 rebounds and 150 3-pointers. Anderson played in Europe during the 2010-11 season and spent time in the NBA D League in 2011-12. He is currently playing professionally in Canada.



Season	G-GS	FG-FGA	Pct.	3FG-Att.	Pct.	FT-FTA	Pct.	Reb.-Avg.	TP-Avg.
2006-07	28-25	103-219	.470	48-111	.432	29-39	.744	129-4.6	283-10.1
2007-08	33-33	98-232	.422	59-136	.368	23-40	.800	176-5.3	278-8.4
2008-09	30-12	72-179	.402	33-97	.340	36-50	.720	115-3.8	213-7.1
2009-10	31-31	117-258	.453	54-126	.429	63-84	.750	164-5.3	351-11.3
Totals	122-101	390-888	.439	185-470	.394	160-213	.751	584-4.8	1,125-9.2

24. CARY COCHRAN — 1,082 POINTS

6-1, 190, G, 1999-2002, Minden, Iowa (Tri-Center)

One of the most dangerous long-distance threats in Nebraska and Big 12 history, Cary Cochran topped the 1,000-point mark during his senior campaign. Cochran set Nebraska records for career (268), single-season (89) and single-game (8) 3-pointers during his senior season. He led the team in scoring at 14.0 points per game as a senior, and led the conference and nation in free-throw percentage by hitting 92.2 percent at the charity stripe. For his career, Cochran was an 89.6 percent shooter from the foul line, and was second in Nebraska history by hitting 42.5 percent from behind the arc. Cochran was an honorable-mention All-Big 12 pick by the coaches as a senior, and earned academic all-district and all-conference honors.



Season	G-GS	FG-FGA	Pct.	3FG-Att.	Pct.	FT-FTA	Pct.	Reb.-Avg.	TP-Avg.
1998-99	32-0	52-130	.400	39-98	.398	29-31	.935	45-1.4	173-5.4
1999-00	29-11	73-193	.378	62-160	.388	20-25	.800	73-2.5	228-7.9
2000-01	30-23	92-200	.460	78-165	.473	27-31	.871	71-2.4	289-9.6
2001-02	28-28	116-277	.419	89-207	.430	71-77	.922	93-3.3	392-14.0
Totals	119-62	333-800	.416	268-630	.425	147-164	.896	282-2.4	1,082-9.1

25. HERSCHELL TURNER — 1,056 POINTS

G, 1958-60, Indianapolis, Ind. (Shortbridge)

The first Husker cager to top the 1,000-point mark, Herschell Turner finished his career with 1,056 points. Turner teamed with Al Maxey to provide a strong offensive punch for Coach Jerry Bush's teams in the late 1950s. A first-team All-Big Eight selection as a senior, Turner earned All-America honors as a junior. Turner was a strong rebounder and held NU's single-season rebounding record (244) for 10 seasons, until Leroy Chalk grabbed 257 rebounds in 1969. Turner finished his career with 626 rebounds, which ranks 13th on NU's all-time chart. He was a sixth-round draft choice of the NBA's Syracuse Nationals in 1960. He was inducted into the Nebraska Basketball Hall of Fame in 1990.



Season	G	FG-FGA	Pct.	FT-FTA	Pct.	Reb.-Avg.	TP-Avg.
1957-58	23	82-211	.389	82-136	.603	189-8.2	246-10.7
1958-59	25	146-361	.404	136-183	.743	244-9.8	428-17.1
1959-60	24	143-326	.439	96-155	.619	193-8.0	382-15.9
Totals	72	371-898	.413	314-474	.662	626-8.7	1,056-14.7

NEBRASKA BASKETBALL FROM A TO Z

A

Academic All-Conference– NU has had 62 academic all-league picks in program history, including 29 players since 2002.

Academic All-Americans– The Huskers have produced six, as Nebraska leads the nation in CoSIDA Academic All-Americans in all sports.

All-Americans– Nebraska has had eight.

Armory– Home of Husker basketball until the NU Coliseum opened its doors in the mid-1920s.

Attendance– Nebraska set its single-season attendance record in 2013-14, averaging 15,419 fans per game. The Huskers ranked 13th nationally in average attendance. The 2013-14 season marked the fourth time in program history that NU has ranked in the top-20 nationally in attendance.

B

Baack, Tom– Ranks 13th on Nebraska's all-time scoring list with 1,299 points and served as an assistant coach under Moe Iba.

Belcher, Cookie– Holds Nebraska single-game, season and career steals records, along with the Big 12 steals record at 353. He owns NU's career record for games played, games started and minutes played.

Big 12– Nebraska's conference from 1997 until 2011.

Big Eight– Nebraska's conference from 1960 until 1996.

Big Ten– Nebraska's current conference, as Nebraska became the 12th member on July 1, 2011, after being accepted as the league's 12th member on June 11, 2010. The Big Ten now consists of 14 members with the addition of Maryland and Rutgers on July 1, 2014.

Boone, Jaron– Husker swingman from 1993 to 1996 who ranks in the top five in nine career categories, including scoring (6th, 1,609) and assists (3rd, 446).

Branch, Nate– Former Husker who went on to fame with the Harlem Globetrotters.

Browne, William– Guided Huskers to 1937 Big Six title.

Bush, Jerry– Known as the "Big Bear of the Coliseum," this popular Husker coach guided NU from 1955 to 1963, and directed two of the greatest upsets ever – a 43-41 victory over top-ranked Kansas and Wilt Chamberlain, and a 55-48 victory over No. 4 Kansas State and Olympian Bob Boozer during the 1957-58 campaign.

C

Carr, Brian– Nebraska's all-time assist leader, with 682 from 1984 to 1987.

Carrier, Sam– First Husker cager to earn All-America honors (1913).

Chalk, Leroy– Third on Nebraska's all-time rebounding list with 782 boards.

Cipriano, Joe– Second-winningest coach in school history with an all-time mark of 253-197 from 1964 through 1980. He was a three-time conference coach of the year and guided the Huskers to three postseason appearances.

Coliseum– Home of Nebraska basketball from the 1926-27 season through the 1975-76 campaign.

D

Day, Bernard– Ranks as highest-scoring junior college transfer in school history with 802 points from 1985 to 1987. He is the father of current Husker BJ Day.



Cookie Belcher set the Nebraska and Big 12 record for steals and ranked third in NCAA history with 353 during his Husker career.

Devaney, Bob– Longtime Nebraska football coach and athletic director who passed away in May of 1997. Nebraska's home court from 1976 until 2013, the Bob Devaney Sports Center, bore his name.

E

Ekwall, Rex– Standout for NU in mid-1950s whose 10.4 career rebound average still ranks as a school record.

ESPN– The national cable network that features a Big Ten game on its weekly "Super Tuesday" package and also features Big Ten games on Thursday, Saturday and Sunday on its networks.

F

First-Round Draft Choices– Nebraska had three in the 1990s, Rich King (1991), Eric Piatkowski (1994) and Tyronn Lue (1998).

Fort, Jerry– First three-time first-team All-Big Eight selection in school history who finished his career with 1,882 points, which currently ranks third all-time at Nebraska.

G

Good, Harry– Served as NU head coach from 1947 through 1954 and guided the Huskers to shares of the 1949 and 1950 Big Seven titles. He was enshrined into the Citizens Savings College Basketball Hall of Fame in 1975.

H

Hamilton, Venson– The 1999 Big 12 Player of the Year and Nebraska's all-time leader in career rebounds and blocked shots.

Hammond Hustlers– Nickname given to Hammond, Ind., natives Brian Banks and Carl McPipe, who finished their careers with 1,150 and 1,300 points, respectively.

Hare, Fred– His follow-up basket at the buzzer with no time left gave Nebraska a 74-73 upset of No. 1 Michigan and Cazzie Russell in Lincoln during the 1964-65 season.

Hokuf, Steve– Standout all-around athlete who earned first-team all-conference honors in football, won the Big Six javelin title and earned All-America and all-conference honors in basketball.

Hoppen, Dave– NU's all-time leading scorer with 2,167 points who was the second three-time first-team All-Big Eight pick in school history and the first player in school history to have his jersey number (42) retired.

I

Iba, Moe– The son of legendary coach Henry P. Iba, Moe posted 106 wins on the Husker bench from 1981 to 1986 and guided the school to its first "official" NCAA Tournament berth in 1986.

International– The NCAA allows schools to take a foreign trip once every four years, allowing the Huskers to visit Australia (1988, 2004), Europe (1992) and the Bahamas (2010) in recent years. The Huskers are slated to take another tour in the summer of 2015.

J

Johnson, Bill– Grabbed a school single-game record 26 rebounds against Iowa State in 1954. He was also the first Husker to play in the FIBA World Cup, helping the United States to a gold medal in 1954.

Jura, Chuck– Earned first-team All-Big Eight honors on the court and in the classroom as a senior in 1972. Averaged a school-record 11.7 rebounds per game in 1971-72.

K

King, Rich– Became the first first-round NBA draft pick in school history when the Seattle SuperSonics selected him with the 14th selection of the 1991 draft.

Kubacki, Jim– Hit the game-winning jumper to beat No. 1 Kansas and Wilt Chamberlain, 43-41, during the 1957-58 season.

L

Lantz, Stuart– Two-time first-team All-Big Eight pick (1967-68) who went on to an eight-year NBA career and had his Husker jersey number (22) retired in 1989. He has been a broadcaster with the Lakers for 27 seasons, spending the last 11 years as a broadcaster on the Los Angeles Lakers' television network.

Lehmer, Frank– First basketball coach in school history (1897-99), he finished his career with a 7-3 record.

Lue, Tyronn– 1998 All-Big 12 pick who ranks eighth in career scoring at Nebraska and is tied for the school record with seven 30-point games. A first-round NBA draft pick in 1998, Lue won two NBA titles and played for seven teams during an 11-year NBA career and was inducted into the Nebraska Basketball Hall of Fame in 2013. He is currently the associate head coach for the Cleveland Cavaliers

M

- Maclay, Don**– Earned All-America honors in 1931.
- Maric, Aleks**– Australian big man finished his career fifth in scoring (1,630 points) and second in rebounding (1,080). He was only the third player in Big 12 history with more than 1,500 points and 1,000 rebounds. He represented Australia in the 2012 London Olympics.
- Matzke, John and Stan**– Stan lettered from 1952 through 1955, while his son, John, was a second-team academic All-America pick in 1984.
- Moore, Jack**– One of the most popular Cornhuskers ever, he earned the 1982 Francis-Pomeroy-Naismith Award as the nation's top player under six feet. Nebraska's most valuable player award is named in honor of Moore, who was killed in a 1984 plane crash.
- Moore, Mikki**– One of four Huskers to play in the NBA after signing as a free agent. Led the NBA in field-goal percentage in 2007, the first undrafted player in league history to accomplish the feat. He last played with the Golden State Warriors in 2011-12.

N

- National Basketball Association**– Twenty-six Huskers have been drafted by NBA teams over the years.
- National Invitation Tournament**– NU has made 17 appearances in the nation's oldest postseason tournament with its most recent berth coming in 2011. NU captured the 1996 tournament title, defeating St. Joseph's in Madison Square Garden.
- NCAA Tournament**– The Huskers have earned seven bids to the "Big Dance," including five bids in the 1990s. The Huskers made their most recent appearance in 2014.
- Nee, Danny**– Winningest coach in Nebraska history, who posted a 254-190 record in 14 seasons from 1986 to 2000 and led NU to 11 postseason appearances.

O

- Overtime**– The Huskers are 58-39 all-time in OT games, but has not played an overtime game since the 2010-11 season.

P

- Parsons, Robert**– Two-time first-team All-Big Six performer who earned All-America honors in 1937.
- Pinnacle Bank Arena**– The home of Nebraska basketball that opened in August of 2013. The \$179 million facility seats more than 15,000 and is located in the Haymarket District of Lincoln.
- Polish Rifle**– Nickname of two-time All-Big Eight pick and 1994 Big Eight Tournament MVP Eric Piatkowski, Nebraska's second all-time leading scorer before spending 13 years in the NBA with four teams. He was inducted into the Nebraska Basketball Hall of Fame in 2006, the same year he had his jersey (No. 52) retired.
- Postseason**– Nebraska has made 24 all-time appearances.

Q

- Quadruple**– Nebraska and UAB played four overtimes on Dec. 22, 1979, (NU won 92-84), in the school's longest game ever.

R

- Rankings**– Nebraska posted its highest year-end national rankings ever in 1990-91, finishing at No. 9 in UPI and No. 11 in AP.
- Rebounder's Club**– Booster organization for NU basketball.
- Red Zone**– The Nebraska student section at Pinnacle Bank Arena. The group has nearly 1,000 seats in the lower bowl of Pinnacle Bank Arena.
- Retherford, Claude**– Leading scorer on NU's 1949 Big Seven championship team and a two-time first-team all-conference selection.

S

- Sadler, Doc**– Husker head coach from 2006-07 until 2011-12. He finished fourth on Nebraska's win chart with 101 in six seasons and guided Nebraska to three postseason appearances in his tenure.
- Sauer, George**– The only Husker football All-American to earn a basketball letter, he was an All-America fullback in 1933 and lettered on the hardwood in 1932 and 1933.
- Simmons, Grant**– First-team All-Big Eight pick in 1966 and the school's first first-team academic All-Big Eight selection.
- Smith, Andre**– 1981 Big Eight Player of the Year, and NU's only conference player of the year until Venson Hamilton in 1999.
- Stewart, Marvin**– The only player in school history to reach the 1,000-point plateau in fewer than 70 career games.
- Stiehm, E.O.**– NU's first full-time basketball coach (1912-15) and the only man in conference history to win league titles in football (1912, 1913, 1914) and basketball (1912, 1913, 1914) in the same year.



Andre Smith was the Big Eight Player of the Year in 1981, one of only two Huskers to earn the conference's top honor.

- Strickland, Erick**– A three-year starter for Nebraska who is second on the Huskers' steals list and seventh in scoring. Strickland played in the NBA for nine seasons, including his final two with the Milwaukee Bucks. He was inducted into the Nebraska Basketball Hall of Fame in 2009.

T

- Three-Pointers**– Nebraska hit a school-record 267 3-pointers during the 2001-02 campaign. Brian Carr hit the first 3-pointer in school history in a game at Cal-Irvine during the 1986-87 season.
- Titles**– Nebraska won or shared seven league titles, all prior to 1951. NU also captured the 1994 Phillips 66 Big Eight Tournament title.
- Turner, Herschell**– All-American player who was the first Husker to score 1,000 career points. Later went on to fame with the Harlem Globetrotters.

U

- Upset**– NU has knocked off three No. 1 teams, handing Kansas a 43-41 loss in 1958, Michigan a 74-73 loss in 1964-65 and Missouri a 67-51 loss at Columbia during the 1981-82 campaign. Nebraska nearly added a top-ranked victim in 1996-97 when it took Kansas to overtime before losing 82-77, and another in 2001-02 when it fell to Kansas by just one point, 88-87, in Lincoln as NU hit a school-record 18 3-pointers.

V

- van Poelgeest, Richard**– Born in The Netherlands, van Poelgeest was a four-year letterwinner from 1987 through 1990.
- Volz, "Mutt"**– First-team All-Missouri Valley Conference guard in 1925.

W

- Wahlquist, George**– All-America guard on NU's 1936 Big Six championship team.
- Walsh, W.W.**– The first first-team all-conference performer in school history (1909).
- Whitehead, Bus**– Two-time first-team All-Big Seven pick and the catalyst of the Huskers' 1949 and 1950 league title teams. Named as the captain of NU's all-time basketball team and earned the first Distinguished Hall of Fame Alumni award in 2003. The practice court at the Hendricks Training Complex is named after Whitehead for his contributions to the Husker program.

X

- Xavier**– Ended Nebraska's most successful basketball season ever by handing the No. 3-seed Huskers an 89-84 loss in the first round of the 1991 NCAA Tournament at Minneapolis, Minn. NU finished with a school-record 26 victories against just eight losses.

Y

- YMCA**– Nebraska's first basketball game was played against a team from the Lincoln YMCA, Feb. 1, 1897. NU won 11-8.

Z

- Zero**– Number of home losing seasons by Nebraska in Devaney Center history, as the Huskers went .500 or better in all 37 seasons in the building.

NEBRASKA BASKETBALL HALL OF FAME

The Nebraska Men's Basketball Hall of Fame was the brainchild of longtime Husker athletic supporter Jerry Solomon, who first approached the University about the project in the fall of 1988. Solomon, along with Jack Bock, Dale Herman and Dale Jensen, provided financial support for the Hall of Fame. The Hall is now co-sponsored by the Nebraska Athletic Department and the Rebounders Club with inductions held every two years as part of Legends Weekend. The next class will be inducted during the 2014-15 season.

The first class was inducted in 1989 with 11 members. Since then, 58 players and five coaches have been inducted into the Hall of Fame, including 10 classes with at least three members.

Tyronn Lue joined this exclusive list in February of 2013. One of the most electrifying players in school history, Lue led the Huskers to 59 wins and postseason appearances in all three of his seasons at Nebraska, including an NCAA Tournament bid in 1997-98. Lue's name is all over the Husker record book, as the 6-foot guard from Mexico, Mo., finished his career in the top 10 in 13 categories and still ranks among Nebraska career leaders in 10 categories, including assists (432, fourth), scoring average (15.9, seventh), steals (154, seventh), points scored (1,577, eighth), 3-pointers (145, eighth), free throw percentage (.788, eighth) and games started (96, 10th).

As a junior in 1997-98, Lue earned first-team All-Big 12 honors, averaging 21.2 points, 4.8 assists and 4.3 rebounds per game, as the Huskers went 20-12 and reached the NCAA Tournament. His 678 points that season ranked second on Nebraska's single-season chart while his 152 assists that season was fifth on NU's single-season list. He had four of his school-record seven career 30-point efforts in 1997-98, including a career-high 36-point performance against Virginia in the Rainbow Classic. He was at his best in leading the Huskers back to the NAAs after a four-year absence. With the Huskers sitting at 4-6 in the Big 12, Lue carried the Huskers down the stretch, averaging 24.3 points and 4.5 assists per game in leading the Huskers to six consecutive conference wins and a fourth-place finish in the Big 12.

He earned second-team All-Big 12 honors during a record-setting sophomore campaign in leading the Huskers to the NIT. Lue led the Huskers in both scoring (18.8 ppg) and assists (4.3 apg), while ranking sixth in the Big 12 in scoring. Lue became an immediate contributor to the Huskers as a true freshman, starting 34 games on Nebraska's NIT Championship Team, as he averaged 8.5 points per game and set a school freshman mark with 144 assists. A member of the Big Eight All-Freshman team, Lue became the first Husker freshman to score 30 points in a game when he accomplished the feat against Oregon in just his second game as a Husker.

Following his Husker career, he was the No. 23 overall pick of the Denver Nuggets before he was traded to the Los Angeles Lakers shortly after the 1998 NBA Draft. Lue won two NBA titles with the Lakers, as part of an 11-year professional career. He played for seven teams during his NBA career, appearing in 554 career games and averaging 8.5 points and 3.1 assists per game. Following his retirement at the conclusion of the 2008-09 season, Lue joined the Boston Celtics as the organization's Director of Player Development in 2009 and was named an assistant coach in 2011. He is currently the associate head coach of the Cleveland Cavaliers.

A total of 22 people who have played supporting roles in shaping the Nebraska basketball program have also been enshrined by earning the Bud Cuca Special Merit Award. The award was renamed in honor of Cuca in 2003 after he passed away following a battle with cancer. Tom Osborne was the award recipient in 2013.

In 2003, the first Distinguished Hall of Fame Alumni Award was given, honoring a former player and Hall of Fame member who has been a positive force in the state and local community since his playing days ended. The award was named after Bus Whitehead, who passed away in 2010, to recognize his contributions to the Nebraska basketball program. Dave Hoppen was the 2013 Bus Whitehead Distinguished Alumni Award winner.



Tyronn Lue thanks the crowd during the 2013 Nebraska Basketball Hall of Fame Ceremony. Lue, a former All-Big 12 performer, is currently the associate head coach with the Cleveland Cavaliers.

HALL OF FAME MEMBERS (62)

1989 (11)

James Buchanan, 1950-51-52
Sam Carrier, 1911-12-13
Steve Hokuf, 1930-31-33
Chuck Jura, 1970-71-72
Stuart Lantz, 1966-67-68
Don Maclay, 1929-30-31
Robert Parsons, 1936-37-38
Claude Retherford, 1947-48-49
Mathias "Mutt" Volz, 1923-24-25
George Wahlquist, 1933-35-36
Coach Harry Good, 1947-54

1990 (3)

Herschell Turner, 1958-59-60
Milton "Bus" Whitehead, 1948-49-50
Coach Joe Cipriano, 1964-80

1991 (3)

Leroy Chalk, 1969-70-71
Jerry Fort, 1973-74-75-76
Coach Jerry Bush, 1955-63

1992 (4)

Sid Held, 1940-41-42
Rex Ekwall, 1955-56-57
Marvin Stewart, 1969-70-71
Coach W.H. Browne, 1933-40

1993 (4)

Bob Pierce, 1949-50-51
Bill Johnson, 1952-53-54-55
Grant Simmons, 1964-65-66
Jack Moore, 1979-80-81-82

1994 (4)

Bob Cerv, 1947-48-49-50
Tom Russell, 1961-62
Nate Branch, 1965-66-67
Andre Smith, 1978-79-80-81

1995 (4)

Carl Olson, 1928-29
Don Fitz, 1939-40-41
Al Maxey, 1959-60
Tom Baack, 1966-67-68

1996 (7)

Walter Henrion, 1932-33
Gary Reimers, 1956-57-58
Wilson Fitzpatrick, 1958
Bob Gratopp, 1968-69-70
Bob Siegel, 1974-75-76-77
Dave Hoppen, 1983-84-85-86
Coach Moe Iba, 1981-86

1997 (3)

Elmer Dohrmann, 1936-37-38
Fred Seger, 1952-53-54
Tom Scantlebury, 1968-69-70

1998 (3)

Paul Amen, 1936-37-38
Willard Fagler, 1952-53-54-55
Willie Campbell, 1965-66-67

1999 (3)

Don Smidt, 1956-57-58
Jim Kubacki, 1956-57-58
Brian Banks, 1976-77-78-79

2000 (3)

Daryl Petsch, 1962-63-64
Larry Cox, 1974-75-76
Stan Cloudy, 1983-84

2001 (3)

Brian Carr, 1984-85-86-87
Rich King, 1988-89-90-91
Floyd Ebaugh, 1936-37-38

2002 (2)

Clifford Scales, 1988-89-90-91
Willard Witte, 1928-29-30

2003 (1)

Beau Reid, 1988-89-90-91

2006 (1)

Eric Piatkowski, 1991-92-93-94

2009 (2)

Erick Strickland, 1993-94-95-96
Coach Danny Nee, 1987-2000

2011 (1)

Bruce Chubick, 1991-92-93-94

2013 (1)

Tyronn Lue, 1996-97-98

NEBRASKA HALL OF FAME WHITEHEAD DISTINGUISHED ALUMNI AWARD

2003—Milton 'Bus' Whitehead
2009—Rex Ekwall
2011—Albert Maxey Sr.
2013—Dave Hoppen

BUD CUCA SPECIAL MERIT AWARD

1989—Ed Childress and Bud Cuca, Lincoln
1990—Paul Schneider, Lincoln
1991—Bob Devaney, Lincoln
1992—Don Bryant, Lincoln
1993—Tony Sharpe, Lincoln
1994—George Sullivan, Lincoln
1995—Jerry Lott, Lincoln
1996—Al Papik, Lincoln
1997—Mel Worster
and Woody Varner, Lincoln
1998—Ed Kaplan, Houston, Texas
and Jerry Solomon, Lincoln
1999—Lloyd Castner, Columbus
and Dick Perry, Lincoln
2000—Larry Frederick, Lincoln
2001—George Andreas, Lincoln
2003—Jack 'Butch' Lindley, Omaha
2009—Kent Pavelka, Omaha
2011—Harley and Marcia Bergmeyer, Dewitt
2013—Tom Osborne, Lincoln

NEBRASKA COACHING LEDGER



Tim Miles
2012-present



Doc Sadler
2007-2012



Barry Collier
2001-2006



Danny Nee
1987-2000



Moe Iba
1981-86



Joe Cipriano
1964-80



Jerry Bush
1955-63




Harry Good
1947-54



L.F. Klein
1946



A.J. Lewandowski
1941-45



William Browne
1933-40



Charles T. Black
1927-32



Ernest Bearg
1926



W.E. Kline
1924-25



Owen A. Frank
1922-23



Paul Schlisser
1920-21



Dr. E.J. Stewart
1917-19



Sam Waugh
1916



E.O. Stiehm
1912-15



O.F. Field
1911



T.J. Hewiat
1910



R.G. Clapp
1904-09



Fred Morrell
1902



E. Berry
1901



T.P. Hewitt
1900



Frank Lehmer
1897-99

ALL-TIME ASSISTANT COACHES

Name	Years		
Amen, Paul	1940-41	Lewandowski, A.J.	1938-40
Anwar, David	2007-2010, 2011-12	Mathews, Phillip	2007-10
Armstrong, Charles	1938, 1942-40	Mitchem, Lynn	1987-92
Baack, Tom	1978-86	Molinari, Jim	2014-present
Bargen, Gary	1987-95	Mouton, Kevin	2001
Benford, Tony	2006-2008	Novsek, Doug	2003-06
Broughton, Mike	2003	Porter, Lonnie	1973-77
Campbell, Dave	2001-02	Rankin, Reggie	2001-03
Carter, Tim	1984	Reid, Arden	1987-89
Cipriano, Randy	1982-86	Roose, Walter	2009-10
Croft, Chris	2010-11	Roth, Randy	1997-2000
Cox, Jeremy	2011-12	Sharpe, Tony	1947-63
Farley, Doug	1985-86	Smith, Craig	2012-2014
Fisher, Morris	1935-37	Smith, Jeff	1990-95
Flanigan, Wes	2010-12	Spinelli, Scott	2004-06
Francis Jr., Jerome	2006	Spoonhour, Charlie	1982-83
Gates, Bob	1964-66	Stevens, Ed	1967
Gay, Larry	2000	Stewart, Ron	1980
Hammond, John	1981	Webster, Tracy	2010-11
Harriman, Chris	2012-present	Williams, Jimmy	1993-99
Harshman, Dave	1978	Whitehead, Milton "Bus"	1955
Harrell, Bill	1968-69		
Hill, Cleo	1999-2000		
Howard, Scott	1996-98		
Hughes, Rex	1970-72		
Hunter, Kenya	2013-present		
Iba, Moe	1971-80		
Johnson, Ben	2012-13		
Johnson, Bill	1996-97		

HEAD COACHING RECORDS (BY WINS)

Coach	Season(s)	Years	Games	Won	Lost	Pct.	Conf. Titles
Danny Nee	1987-2000	14	444	254	190	.572	0 (1 B8T)
Joe Cipriano	1964-80	17	450	253	197	.562	0 (1 B8HT)
Moe Iba	1981-86	6	177	106	71	.599	0
Doc Sadler	2007-12	6	190	101	89	.532	0
Barry Collier	2001-06	6	180	89	91	.494	0
Harry C. Good	1947-54	8	185	86	99	.465	2
Jerry Bush	1955-63	9	213	81	132	.380	0
William Browne	1933-40	8	151	64	87	.424	1
R.G. Clapp	1904-09	6	102	59	43	.578	0
E.O. Stiehm	1912-15	4	70	56	14	.800	3
Charles T. Black	1927-32	6	108	51	57	.472	0
Paul Schlisser	1920-21	2	42	37	5	.881	0
Tim Miles	2012-present	2	65	34	31	.523	0
Dr. E.J. Stewart	1917-19	3	52	29	23	.558	0
A.J. Lewandowski	1941-45	5	87	24	63	.276	0
W.E. Kline	1924-25	2	35	23	12	.657	0
Owen A. Frank	1922-23	2	35	14	21	.400	0
Sam Waugh	1916	1	14	13	1	.929	1
O.F. Field	1911	1	18	9	9	.500	0
Ernest Bearg	1926	1	18	8	10	.444	0
Frank Lehmer	1897-99	3	10	7	3	.700	0
Walter Hiltner	1903	1	12	7	5	.583	0
L.F. Klein	1946	1	20	7	13	.350	0
T.J. Hewiat	1910	1	16	6	10	.375	0
T.P. Hewitt	1900	1	5	5	0	1.000	0
Fred Morrell	1902	1	8	5	3	.625	0
E. Berry	1901	1	6	3	3	.500	0
Totals	1897-2014	118	2,702	1,433	1,282	.530	7 (1B8T)

118 YEARS OF NEBRASKA BASKETBALL

Year	All Games		Conference		Conference Finish.....	Highlights, Notes	1965-66	20	5	12	2	2nd, Big Eight.....
	W	L	W	L								
1896-97	2	0	0	0	None.....	both games seven-on-seven					 school's second 20-win campaign
1897-98	1	3	0	0	None.....	all games against YMCA teams					 finished season ranked 11th (UPI)
1898-99	4	0	0	0	None.....	Neb. Wesleyan first collegiate foe					 Grant Simmons, All-Big Eight
1899-1900	5	0	0	0	None.....	first meeting with Kansas	1966-67	16	9	10	4	tie 2nd, Big Eight.....
1900-01	3	3	0	0	None.....	win streak reaches 13 games	1967-68	15	10	8	6	tie 3rd, Big Eight.....
1901-02	5	3	0	0	None.....						 Lantz, All-Big Eight pick
1902-03	7	5	0	0	None.....						 NU won Big Eight Holiday title
1903-04	9	5	0	0	None.....	Wisconsin is first Big Ten foe	1968-69	12	14	5	9	tie 6th, Big Eight.....
1904-05	11	5	0	0	None.....		1969-70	16	9	7	7	tie 3rd, Big Eight.....
1905-06	12	2	0	0	None.....	then-school record 12 wins	1970-71	18	8	8	6	4th, Big Eight.....
1906-07	10	6	0	0	None.....	NU record 74-point win vs. Crete	1971-72	14	12	7	7	4th, Big Eight.....
1907-08	9	10	4	2	2nd, MVC.....	first losing season in 10 years	1972-73	9	17	4	10	tie 6th, Big Eight.....
1908-09	8	15	5	5	2nd, MVC.....	W.W. Walsh, first-team MVC	1973-74	14	12	7	7	4th, Big Eight.....
1909-10	6	10	6	2	2nd, MVC.....	E.O. Perry, first-team MVC	1974-75	14	12	7	7	4th, Big Eight.....
1910-11	9	9	6	6	2nd, MVC.....	J.P. Gibson, A.O. Frank, All-MVC	1975-76	19	8	10	4	3rd, Big Eight.....
1911-12	14	1	8	0	1st, MVC.....	Won season's final nine games					 finished with then-school-record 1,882 points,
1912-13	17	2	10	0	1st, MVC.....	Sam Carrier, Ross Haskell,	1976-77	15	14	7	7	5th, Big Eight.....
						All-MVC; Carrier, All-American					 first season in Devaney Center
1913-14	15	3	7	0	1st, MVC.....						 first NU-Creighton meeting in 45 years
1914-15	10	8	8	4	2nd, MVC.....	first MVC loss in four years	1977-78	22	8	9	5	2nd, Big Eight.....
1915-16	13	1	12	0	1st, MVC.....	perfect 12-0 in Missouri Valley					 NU makes 2nd NIT appearance
1916-17	12	10	4	8	5th, MVC.....		1978-79	14	13	7	7	5th, Big Eight.....
1917-18	7	7	4	5	5th, MVC.....		1979-80	18	13	8	6	tie 2nd, Big Eight.....
1918-19	10	6	10	6	3rd, MVC.....	Carl Johnson, All-MVC pick					 Andre Smith, All-Big Eight
1919-20	22	2	0	0	None.....	then-NU record 22 wins stood for	1980-81	15	12	9	5	tie 2nd, Big Eight.....
						71 seasons, no conference affiliation					 Smith, Big Eight POW
1920-21	15	3	9	1	2nd, MVC.....		1981-82	16	12	7	7	tie 4th, Big Eight.....
1921-22	8	9	8	8	tie 4th, MVC.....						 Jack Moore, All-Big Eight
1922-23	6	12	5	11	6th, MVC.....		1982-83	22	10	9	5	tie 3rd, Big Eight.....
1923-24	11	7	10	6	3rd, MVC.....		1983-84	18	12	7	7	3rd, Big Eight.....
1924-25	12	5	11	5	2nd, MVC.....	Orr Goodson, Mutt Volz, All-MVC					 NU reached NIT semifinals
1925-26	8	10	7	7	5th, MVC.....	first season in NU Coliseum	1984-85	16	14	5	9	tie 5th, Big Eight.....
1926-27	12	6	7	5	4th, MVC.....	Clark Smatha, All-MVC pick					 Hoppen, All-Big Eight, set
1927-28	7	11	7	11	tie 7th, MVC.....	all games vs. league foes	1985-86	19	11	8	6	3rd, Big Eight.....
1928-29	11	5	5	5	3rd, Big Six.....	first season of play in Big Six					 NU's first-ever NCAA berth,
1929-30	9	9	6	4	3rd, Big Six.....	Don Maclay, first-team All-Big Six					 Hoppen, All-Big Eight, finished as
1930-31	9	9	6	4	3rd, Big Six.....	Don Maclay, All-American	1986-87	21	12	7	7	5th, Big Eight.....
						Steve Hokuf, first-team All-Big Six	1987-88	13	18	4	10	7th, Big Eight.....
1931-32	3	17	2	8	6th, Big Six.....		1988-89	17	16	4	10	7th, Big Eight.....
1932-33	3	13	2	8	tie 5th, Big Six.....	Hokuf, All-Big Six, All-American	1989-90	10	18	3	11	7th, Big Eight.....
1933-34	7	11	5	5	4th, Big Six.....		1990-91	26	8	9	5	3rd, Big Eight.....
1934-35	6	12	3	7	5th, Big Six.....						 School-record 26 wins, finished
1935-36	13	8	7	3	2nd, Big Six.....	George Wahlquist, All-Big Six,					 with highest-ever ranking at No. 9,
						All-American	1991-92	19	10	7	7	5th, Big Eight.....
1936-37	13	7	8	2	tie 1st, Big Six.....	shared Big Six title,	1992-93	20	11	8	6	tie 2nd, Big Eight.....
						Robert Parsons, All-Big Six, All-American					 NU-record tying 14 straight wins
1937-38	9	11	4	6	tie 3rd, Big Six.....	Parsons, All-Big Six					 Second straight NCAA bid
1938-39	7	13	3	7	5th, Big Six.....		1993-94	20	10	7	7	tie 2nd, Big Eight.....
1939-40	6	12	2	8	tie 4th, Big Six.....						 Third straight NCAA bid,
1940-41	8	10	6	4	3rd, Big Six.....	Sid Held, Don Fritz, All-Big Six					 Eric Piatkowski, All-Big Eight
1941-42	6	13	4	6	4th, Big Six.....		1994-95	18	14	4	10	7th, Big Eight.....
1942-43	6	10	5	5	tie 3rd, Big Six.....		1995-96	21	14	4	10	7th, Big Eight.....
1943-44	2	13	1	9	tie 5th, Big Six.....	fewest wins in 46 seasons	1996-97	18	15	7	9	7th, Big 12.....
1944-45	2	17	1	9	6th, Big Six.....						 School-record seventh straight
1945-46	7	13	3	7	tie 4th, Big Six.....		1997-98	20	12	10	6	4th, Big 12.....
1946-47	10	14	3	7	tie 5th, Big Six.....	league Holiday tourney begins					 First NCAA berth in four years,
1947-48	11	13	5	7	5th, Big Seven.....	first year of Big Seven	1998-99	20	13	10	6	tie 5th, Big 12.....
1948-49	16	10	9	3	tie 1st, Big Seven.....	NU lost in NCAA District game,					 Ninth straight postseason (NIT)
						Claude Retherford, Big Seven MVP	1999-2000	11	19	4	12	tie 8th, Big 12.....
1949-50	16	7	8	4	tie 1st, Big Seven.....	Bus Whitehead, All-Big Seven	2000-01	14	16	7	9	7th, Big 12.....
						Bus Whitehead, All-Big Seven	2001-02	13	15	6	10	tie 7th, Big 12.....
1950-51	9	14	4	8	5th, Big Seven.....		2002-03	11	19	3	13	12th, Big 12.....
1951-52	7	17	3	9	7th, Big Seven.....	Jim Buchanan, All-American,	2003-04	18	13	6	10	9th, Big 12.....
						All-Big Seven	2004-05	14	14	7	9	t8th, Big 12.....
1952-53	9	11	4	8	6th, Big Seven.....		2005-06	19	14	7	9	6th, Big 12.....
1953-54	8	13	5	7	tie 4th, Big Seven.....		2006-07	17	14	6	10	t7th, Big 12.....
1954-55	9	12	6	6	tie 3rd, Big Seven.....		2007-08	20	13	7	9	t7th, Big 12.....
1955-56	7	16	3	9	6th, Big Seven.....	defeated Wooden-coached UCLA					 12th 20-win season, postseason NIT
1956-57	11	12	5	7	tie 4th, Big Seven.....		2008-09	18	13	8	8	8th, Big 12.....
1957-58	10	13	5	7	tie 4th, Big Seven.....	defeated two No. 4 teams					 First .500 record in Big 12 in decade
1958-59	12	13	5	9	tie 5th, Big Eight.....	first season of Big Eight	2009-10	15	18	2	14	12th, Big 12.....
1959-60	7	17	4	10	tie 7th, Big Eight.....	Herschell Turner, All-Big Eight,	2010-11	19	13	7	9	t7th, Big 12.....
						NU's first 1,000-point scorer	2011-12	12	19	4	14	t11th, Big Ten.....
1960-61	10	14	4	10	6th, Big Eight.....		2012-13	15	18	5	13	10th, Big Ten.....
1961-62	9	16	5	9	tie 5th, Big Eight.....		2013-14	19	13	11	7	4th, Big Ten.....
1962-63	6	19	1	13	8th, Big Eight.....	School-record 19 losses	Totals	1,433	1,273	639	733	7 NCAA, 17 NIT appearances
1963-64	7	18	5	9	tie 6th, Big Eight.....	Joe Cipriano's first season					 Tim Miles Big Ten COY; Terran Petteway All-Big Ten
1964-65	10	15	5	9	tie 6th, Big Eight.....	beat No. 1 Michigan in Lincoln						



Nebraska's first basketball team posted a 2-0 record in 1896-97.

1896-97

Overall Record: 2-0
 Home: 2-0 Away: 0-0
 Coach: Frank Lehmer
 H 2/2 Lincoln YMCA.....W 11 8
 H 2/23 Lincoln YMCA.....W 23 14
 Season Notes: Six years after Dr. James Naismith invented the game, NU fielded its first team...Coach Frank Lehmer guided first team...both games were played seven-on-seven.

1897-98

Overall Record: 1-3
 Home: 0-3 Away: 1-0
 Coach: Frank Lehmer
 H 1/8 Lincoln YMCA.....L 9 15
 H 1/15 Omaha YMCA.....L 12 16
 H 2/1 Lincoln YMCA.....L 13 20
 A 2/22 Omaha YMCA.....W 10 9
 Season Note: After three straight losses to open season, Nebraska ended its second year of intercollegiate basketball with 10-9 win over Omaha YMCA in its first-ever road game.

1898-99

Overall Record: 4-0
 Home: 3-0 Away: 1-0
 Coach: Frank Lehmer
 H 12/13 Nebraska Wesleyan.....W 37 5
 H 1/17 DoaneW 52 7
 H 1/20 Omaha YMCA.....W 21 14
 A 2/2 Nebraska Wesleyan.....W 57 3
 Season Notes: Second undefeated season in school history...final season for NU's first coach, Frank Lehmer...after six games in first two seasons of intercollegiate basketball against Lincoln and Omaha YMCA teams, Huskers faced first collegiate opponent in Nebraska Wesleyan.

1899-1900

Overall Record: 5-0
 Home: 5-0 Away: 0-0
 Coach: T.P. Hewitt
 H Nebraska Wesleyan.....W 42 9
 H Lincoln YMCA.....W 39 7
 H DoaneW 57 3
 H Omaha YMCA.....W 26 14

H 3/2 Kansas.....W 48 8
 Season Notes: Third and final undefeated season in school history...Kansas game at Lincoln was first-ever between Big Eight Conference schools and ranks as worst loss ever for Jayhawks...W.E. Anderson had school's first 30-point game with 34 vs. KU...Coach T.P. Hewitt's only season.

1900-01

Overall Record: 3-3
 Home: 2-1 Away: 1-2
 Coach: E. Berry
 A Omaha YMCAW 13 11
 H Lincoln YMCAW 10 8
 H Omaha YMCA.....W 20 12
 H Omaha YMCA.....L 20 28
 A Fond du Lac.....L 20 32
 A Stevens Point A.C.....L 13 38
 Season Notes: NU opened season with three straight wins to run win streak to 13 straight, but then dropped final three games to finish .500...third consecutive .500 or better record...only season for Coach E. Berry.

1901-02

Overall Record: 5-3
 Home: 3-0 Away: 2-3
 Coach: Fred Morrell
 H 1/18 Nebraska Wesleyan.....W 63 14
 H 2/1 Lincoln YMCA.....W 32 30
 A 2/15 Minnesota.....L 9 52
 A 2/17 Sioux City YMCA.....W 42 24
 A 2/28 Haskell.....L 29 79
 A 3/1 Kansas.....W 35 29
 A 3/3 Topeka YMCA.....L 36 52
 H 3/22 Topeka YMCA.....W 27 13
 Season Notes: First and only season for Coach Fred Morrell...fourth straight .500 or better season.

1902-03

Overall Record: 7-5
 Home: 3-1 Away: 4-4
 Coach: Walter Hiltner
 H 12/18 Lincoln YMCA.....W 25 18
 A 1/17 Haskell.....L 18 25
 H 1/24 Lincoln YMCA.....L 24 35
 H 1/31 Kansas.....W 23 18

A 2/3 Denver YMCA.....W 44 29
 A 2/4 Colorado College.....W 39 11
 A 2/5 ColoradoW 28 12
 A 2/6 Greeley HighW 25 15
 A 2/7 Cheyenne BusinessL 28 42
 H 2/20 Lincoln YMCA.....W 33 20
 A 3/6 Minnesota Ag.....L 4 13
 A 3/7 Minnesota.....L 14 41
 Season Notes: In only season under Coach Walter Hiltner, Nebraska posted 7-5 record...fifth straight .500-plus campaign.

1903-04

Overall Record: 9-5
 Coach: R.G. Clapp
 (Sites and dates unavailable)
 Nebraska Wesleyan.....W 47 10
 Highland Park.....L N/A N/A
 Lincoln HighW 49 26
 Nebraska Wesleyan.....L 31 32
 Lincoln YMCA.....L N/A N/A
 Lincoln YMCA.....W N/A N/A
 Lincoln YMCA.....W 31 12
 Nebraska Wesleyan.....W 25 9
 Omaha ChristianW 35 26
 Sioux City YMCA.....L 14 49
 Morningside.....W 57 27
 Minnesota.....L 21 42
 Minneapolis YMCAW 15 10
 H Wisconsin.....W 25 22
 Season Notes: In first season under Coach R.G. Clapp, Nebraska won school-record nine games...Wisconsin was first Big Ten school to play Huskers at Lincoln.

1904-05

Overall Record: 11-5
 Coach: R.G. Clapp
 (Sites and dates unavailable)
 Nebraska Wesleyan.....W 32 31
 Highland Park.....L 34 39
 Nebraska Wesleyan.....W 57 23
 Omaha YMCA.....W 24 21
 Fort Dodge.....W 53 27
 Shattuck.....W 44 22
 Minnesota.....W 22 21
 Minnesota.....W 28 25
 Omaha YMCA.....L 29 30

Baker.....	W	49	19
Port Washington.....	W	47	36
Ripon.....	L	28	32
Menasha.....	W	37	19
Lawrence.....	W	37	24
Lewis.....	L	32	61
Chicago Central.....	L	22	59

Season Note: Huskers won then-school-record 11 games.

1905-06

Overall Record: 12-2
 Home: 4-1 Away: 8-1
 Coach: R.G. Clapp
 H 1/13 Kansas City A.C.....W 33 22
 H 1/29 Kansas City YMCAW 25 24
 H 2/3 Baker.....W 34 23
 H 2/12 Kansas.....L 17 37
 A 2/19 Kansas State.....W 50 14
 A 2/20 Fort Riley.....W 43 13
 A 2/21 Baker.....W 33 27
 A 2/22 Independence.....W 41 16
 A 2/23 Kansas City A.C.....L 21 49
 A 2/25 Kansas City A.C.....W 26 25
 H 3/15 Brown "B".....W 57 12
 A 3/20 Bellevue.....W 39 27
 A 3/21 Fort Dodge.....W 33 23
 A 3/22 Shattuck.....W 59 23
 Season Note: Nebraska won then-school-record 12 games with just two losses.

1906-07

Overall Record: 10-6
 Home: 5-0 Away: 5-6
 Coach: R.G. Clapp
 A 1/4 Crete.....W 82 8
 A 1/11 Nebraska Wesleyan.....W 38 26
 H 1/26 Central City.....W 40 9
 H 1/28 IowaW 25 17
 H 2/9 Kansas.....W 32 19
 A 2/14 Fort Dodge.....W 34 22
 A 2/15 Minnesota.....L 19 20
 A 2/16 Minnesota.....L 18 20
 A 2/18 Hudson.....W 26 25
 A 2/19 Marshfield (Co. A).....W 33 16
 A 2/20 Portage (Co. F)L 23 27
 A 2/21 Wisconsin.....L 31 35
 A 2/22 IowaL 29 32
 A 2/23 GrinnellL 21 27
 H 3/1 Denver.....W 40 13
 H 3/25 Nebraska Wesleyan.....W 59 11
 Season Notes: Nebraska posted ninth straight .500 or better record, third consecutive under Coach R.G. Clapp...74-point margin of victory over Crete (82-8) is largest in school history.

1907-08

Overall Record: 9-10
 Conference: 4-2 in Missouri Valley (2nd)
 Home: 3-3 (2-2) Away: 6-7 (2-0)
 Coach: R.G. Clapp
 A 12/18 Nebraska Wesleyan.....W 33 19
 H 1/11 Muscatine.....L 21 39
 A 1/15 Kansas State.....W 36 18
 A 1/16 WashburnW 26 25
 A 1/17 Kansas.....W 20 17
 A 1/18 Kansas.....W 23 21
 H 1/23 Highland Park.....W 51 23
 H 1/31 Missouri.....W 41 30
 H 2/1 Missouri.....W 43 31
 H 2/21 Kansas.....L 26 28
 H 2/22 Kansas.....L 25 28
 A 2/28 Minnesota.....L 12 43
 A 2/29 Minnesota.....L 10 32
 A 3/2 PortageL 16 39
 A 3/3 Wisconsin.....L 4 43
 A 3/4 DePaul.....W 25 18
 A 3/5 Morrison.....L 19 23
 A 3/6 IowaL 26 39
 A 3/7 GrinnellL 14 37
 Season Notes: First season as member of Missouri

Valley Conference...Huskers won MVC North Division title with 4-2 record, but because of scheduling difficulties, did not play a game against a team in own division...Husker Wilbur Wood was nation's second black college basketball player at a predominately white institution...Jumbo Stiehm, who would later become NU's football and basketball coach, scored 24 points in Wisconsin's 43-4 victory at Madison...second sub-500 record in school history.

1908-09

Overall Record: 8-15
Conference: 5-5 in Missouri Valley (2nd)
Home: 5-5 (4-0) Away: 3-10 (1-5)
Coach: R.G. Clapp

H	12/12	Cotner.....	W	28	24
H	12/17	Lincoln YMCA.....	L	16	34
A	1/7	Kansas State.....	W	36	31
A	1/8	Kansas.....	L	13	48
A	1/9	Kansas.....	L	17	36
H	1/15	Iowa State.....	W	42	20
H	1/16	Iowa State.....	W	40	21
H	1/22	Drake.....	W	39	30
H	1/23	Drake.....	W	34	12
H	1/30	Kansas.....	L	13	18
H	2/1	Missouri.....	L	24	26
A	2/5	Minnesota.....	L	17	24
A	2/6	Minnesota.....	L	21	39
A	2/8	Iowa State.....	L	16	22
A	2/9	Iowa State.....	W	31	17
A	2/10	Drake.....	L	12	34
A	2/11	Drake.....	L	15	25
H	2/19	Nebraska.....	L	26	28
H	2/20	Minnesota.....	L	20	29
KC	3/4	Kansas.....	L	22	28
KC	3/5	Kansas.....	L	15	24
KC	3/6	Kansas.....	W	32	29
A	3/8	Nebraska Wesleyan.....	L	32	62

Season Notes: For second straight year, Nebraska captured MVC Northern Division title...Kansas took two of three games against Cornhuskers in playoff at Kansas City, Mo., and won conference title...W.W. Walsh earned first-team All-MVC honors, first NU player ever honored...Coach R.G. Clapp retired after six seasons.

1909-10

Overall Record: 6-10
Conference: 6-2 in Missouri Valley (2nd)
Home: 4-3 (4-0) Away: 2-7 (2-2)
Coach: T.J. Hewiat

A	1/6	Kansas State.....	L	16	27
A	1/7	Kansas.....	L	17	32
A	1/8	Kansas.....	L	16	40
H	1/21	Iowa State.....	W	24	21

H	1/22	Iowa State.....	W	29	26
H	1/28	Drake.....	W	40	14
H	1/29	Drake.....	W	27	6
A	2/8	Drake.....	W	20	16
A	2/10	Drake.....	W	22	13
A	2/11	Iowa State.....	L	23	34
A	2/12	Iowa State.....	L	17	18
H	2/14	Kansas State.....	L	17	28
A	2/18	Minnesota.....	L	14	33
A	2/19	Minnesota.....	L	9	27
H	2/26	Kansas.....	L	20	40
H	2/27	Kansas.....	L	13	40

Season Notes: In only season under Coach T.J. Hewiat, Nebraska finished 6-10...Huskers won MVC North Division title for third straight year, but Kansas had better division record than NU and was declared conference champion...E.O. Perry was first-team All-Missouri Valley Conference pick.

1910-11

Overall Record: 9-9
Conference: 6-6 in Missouri Valley (2nd)
Home: 6-3 (4-2) Away: 3-6 (2-4)
Coach: O.F. Field

H	1/7	Cotner.....	L	17	35
H	1/14	Nebraska Wesleyan.....	W	42	26
H	1/20	Iowa State.....	W	41	20
H	1/21	Iowa State.....	L	31	33
A	1/26	Morningside.....	W	23	19
A	1/27	Minnesota.....	L	10	25
A	1/28	Minnesota.....	L	15	40
H	2/4	South Dakota.....	W	30	25
A	2/6	Iowa State.....	W	27	31
A	2/7	Iowa State.....	W	22	19
A	2/8	Missouri.....	L	26	39
A	2/9	Missouri (OT).....	L	36	37
A	2/10	Kansas.....	W	15	11
A	2/11	Kansas.....	L	12	37
H	2/24	Kansas.....	W	38	28
H	2/25	Kansas.....	W	34	24
H	2/26	Missouri.....	W	30	23
H	2/27	Missouri.....	L	20	23

Season Notes: NU finished second in Missouri Valley Conference, three games behind Kansas...J.P. Gibson and O.A. Frank earned first-team All-Missouri Valley Conference honors...NU's first-ever overtime game.

1911-12

Overall Record: 14-1
Conference: 8-0 in Missouri Valley (1st)
Home: 6-0 (4-0) Away: 8-1 (4-0)
Coach: E.O. "Jumbo" Stiehm

H	1/12	Drake.....	W	42	24
H	1/13	Drake.....	W	35	13
A	1/18	Kansas State.....	W	26	25
A	1/19	Kansas.....	W	30	27

A	1/20	Kansas.....	W	30	26
A	1/26	Minnesota.....	L	15	40
A	1/27	Morningside.....	W	62	10
H	2/2	Iowa State.....	W	33	12
H	2/3	Iowa State.....	W	40	14
A	2/21	Drake.....	W	33	15
A	2/22	Drake.....	W	46	14
A	2/23	Iowa State.....	W	31	21
A	2/24	Iowa State.....	W	31	12
H	3/1	Kansas.....	W	49	21
H	3/2	Kansas.....	W	29	28

Season Notes: Huskers claimed MVC North Division crown with 8-0 record...after 25-point loss at Minnesota in sixth game of season, Nebraska won final nine games...in first season as Husker mentor, Stiehm made history by becoming first coach in conference history to win football and basketball titles in the same academic year...he repeated the feat a year later.

1912-13

Overall Record: 17-2
Conference: 10-0 in Missouri Valley (1st)
Home: 10-0 (5-0) Away: 7-2 (5-0)
Coach: E.O. "Jumbo" Stiehm

H	1/11	Cotner.....	W	29	18
H	1/17	Omaha X.....	W	46	13
H	1/18	Nebraska Wesleyan.....	W	39	26
A	1/23	St. Joseph's.....	W	25	11
A	1/24	Sacred Heart.....	W	31	9
A	1/25	Minnesota.....	L	11	20
H	1/31	Drake.....	W	32	7
H	2/1	Drake.....	W	24	15
A	2/7	Nebraska Wesleyan.....	W	27	20
H	2/15	Kansas State.....	W	27	16
A	2/19	Drake.....	W	21	4
A	2/20	Drake.....	W	25	11
A	2/21	Iowa State.....	W	29	12
A	2/22	Iowa State.....	W	16	10
H	2/28	Iowa State.....	W	28	8
H	3/1	Iowa State.....	W	24	12
H	3/10	Kansas.....	W	40	25
A	3/11	Kansas.....	W	18	16
N	3/12	Kansas*.....	L	24	30

*Manhattan, Kan.
Season Notes: Huskers won North Division title with 10-0 record, recognized as league champion...dropped playoff game to South Division champ Kansas, 30-24, at Manhattan, Kan....Ross Haskell and Sam Carrier were first-team All-Missouri Valley Conference selections; Carrier also earned All-America honors.

1913-14

Overall Record: 15-3 Conference: 7-0 in Missouri Valley (1st)
Home: 7-2 (4-0) Away: 8-1 (3-0)
Coach: E.O. "Jumbo" Stiehm

H	1/10	Omaha X.....	W	44	22
H	1/17	Cotner.....	W	56	11
H	1/23	Nebraska Wesleyan.....	W	29	20
H	1/24	Nebraska Wesleyan.....	L	18	24
A	2/5	St. Joseph's.....	W	48	11
A	2/6	Minnesota.....	W	21	16
A	2/7	Minnesota.....	W	14	9
A	2/9	Fort Dodge Co. G.....	W	38	22
H	2/13	Drake.....	W	32	20
H	2/14	Drake.....	W	31	10
A	2/17	Omaha Alumni.....	W	40	19
A	2/18	Simpson.....	L	21	22
A	2/19	Drake.....	W	36	17
A	2/20	Iowa State.....	W	15	9
A	2/21	Iowa State.....	W	16	3
H	2/27	Iowa State.....	W	24	16
H	2/28	Iowa State.....	W	41	13
H	3/5	Wesleyan Auto.....	L	19	31

Season Notes: Nebraska captured Missouri Valley Conference North Division crown with 7-0 record...squad was known as "Point a Minute" team, because it was reported to be so fast it took a movie camera to catch it.

1914-15

Overall Record: 10-8
Conference: 8-4 in Missouri Valley (2nd)
Home: 3-2 (3-1) Away: 7-6 (5-3)
Coach: E.O. "Jumbo" Stiehm

A	1/6	Ft. Dodge (Co. G).....	L	18	23
A	1/7	Hamline.....	W	20	9
A	1/8	Minnesota.....	L	18	22
A	1/9	Minnesota.....	L	9	23
H	1/15	Iowa State.....	W	32	15
H	1/16	Iowa State.....	W	25	12
A	1/20	Kansas State.....	W	26	19
A	1/21	Kansas State.....	W	26	20
A	1/22	Kansas.....	L	18	43
A	1/23	Kansas.....	L	23	30
A	2/5	Nebraska Wesleyan.....	W	13	9
A	2/10	Drake.....	W	14	5
A	2/11	Drake.....	W	23	14
A	2/12	Iowa State.....	W	24	12
A	2/13	Iowa State.....	L	11	25
H	2/19	Drake.....	L	19	20
H	2/20	Drake.....	W	27	11
H	3/3	Nebraska Wesleyan.....	L	15	39

Season Notes: Huskers finished second in Missouri Valley Conference race, three games back of first-place Kansas...final season for Coach E.O. Stiehm.

1915-16

Overall Record: 13-1
Conference: 12-0 in Missouri Valley (1st)
Home: 8-0 (8-0) Away: 5-1 (4-0)
Coach: Sam Waugh

H	1/14	Kansas.....	W	34	33
H	1/15	Kansas.....	W	40	27
H	1/21	Drake.....	W	41	12
H	1/22	Drake.....	W	44	16
A	1/30	Burgess-Nash.....	W	24	20
H	2/4	Iowa State.....	W	35	21
H	2/5	Iowa State.....	W	31	14
H	2/11	Kansas State.....	W	21	20
H	2/12	Kansas State.....	W	26	25
A	2/18	Nebraska Wesleyan.....	L	19	23
A	2/23	Drake.....	W	34	24
A	2/24	Drake.....	W	40	15
A	2/25	Iowa State.....	W	23	14
A	2/26	Iowa State.....	W	29	17


Season Notes: Huskers won Missouri Valley Conference title with 12-0 record; finished 13-1 in only season under direction of Coach Sam Waugh... lone loss was 23-19 decision to cross-town rival Nebraska Wesleyan.

1916-17

Overall Record: 12-10
Conference: 4-8 in Missouri Valley (5th)
Coach: Dr. E.J. Stewart
(Some sites and dates unavailable)

Simpson.....	W	20	13		
Cotner.....	W	42	10		
Grinnell.....	L	9	22		
St. Joseph's.....	W	21	11		
St. Thomas (Minn.).....	W	23	8		
Hamline.....	W	15	8		
Brandeis (Omaha).....	W	29	11		
York College.....	W	23	14		
Nebraska Wesleyan.....	W	27	14		
H	2/9	Missouri.....	L	16	18
H	2/10	Missouri.....	L	7	18
A		Kansas State.....	L	13	45
A		Kansas State.....	L	10	34
A	2/16	Kansas.....	W	21	19
A	2/17	Kansas.....	L	10	30
A	2/22	Iowa State.....	L	7	19
A	2/23	Iowa State.....	L	17	24
		Drake.....	W	23	13
		Drake.....	W	26	18
		Nebraska Wesleyan.....	L	15	18
H	3/9	Iowa State.....	L	22	24
H	3/10	Iowa State.....	W	24	21

Season Note: First season on sideline for Coach E.J. Stewart.



The 1911-12 team captured the school's first Missouri Valley Conference title.

1917-18

Overall Record: 7-7
 Conference: 4-5 in Missouri Valley (5th)
 Home: 3-3 (1-1) Away: 4-4 (3-4)
 Coach: Dr. E. J. Stewart

H	Camp Funston.....	L	14	43
H	Fort Dodge.....	W	19	16
H	Fort Dodge.....	L	14	21
A	Washington (Mo.).....	L	17	44
A	2/8 Missouri.....	L	9	22
A	2/9 Missouri.....	L	8	16
H	2/15 Kansas.....	W	24	23
H	2/16 Kansas.....	L	25	31
A	Nebraska Wesleyan.....	W	18	10
H	Nebraska Wesleyan.....	W	24	14
A	Drake.....	W	32	10
A	Drake.....	W	21	14
A	Kansas State.....	W	31	23
A	Kansas State.....	L	16	26

Season Note: Eighth straight .500 or better record.

1918-19

Overall Record: 10-6
 Conference: 10-6 in Missouri Valley (3rd)
 Home: 6-3 (6-3) Away: 4-3 (4-3)
 Coach: Dr. E. J. Stewart

A	1/22 Drake.....	W	34	13
A	1/23 Grinnell.....	W	24	14
A	1/24 Grinnell.....	L	15	16
A	1/25 Drake.....	W	24	14
H	1/30 Drake.....	L	15	22
H	2/1 Drake.....	W	19	9
H	2/7 Washington (Mo.).....	W	35	25
H	2/8 Washington (Mo.).....	W	28	13
H	2/14 Missouri.....	W	28	26
H	2/15 Missouri.....	W	21	14
A	3/5 Kansas.....	L	17	31
A	3/6 Kansas.....	W	29	24
H	3/8 Kansas State.....	L	32	34
A	3/9 Kansas State.....	L	21	30
H	3/12 Grinnell.....	W	27	15
H	3/13 Grinnell.....	L	21	22

Season Notes: NU finished third in Missouri Valley Conference race...Carl Jackson was first-team all-conference pick, first for Huskers in six seasons...final season for Coach E.J. Stewart.

1919-20

Overall Record: 22-2
 Conference: No conference affiliation
 Home: 11-1 Away: 11-1
 Coach: Paul Schlisser

H	12/17 Morningside.....	W	37	14
H	12/18 Morningside.....	W	39	9
H	1/9 Omaha Athletic Club ..	W	51	10
H	1/10 Omaha Athletic Club ..	W	26	23
A	1/13 Hastings.....	W	47	9
A	1/14 Colorado College.....	W	32	19
A	1/15 Colorado College.....	L	23	25
A	1/16 Colorado.....	W	27	16
A	1/17 Colorado.....	W	24	17
H	1/23 South Dakota.....	W	41	12
H	1/24 South Dakota.....	W	33	12
H	2/5 Indiana.....	L	20	24
H	2/6 Indiana.....	W	38	18
H	2/13 Michigan State.....	W	43	26
H	2/14 Michigan State.....	W	39	20
A	2/20 Notre Dame.....	W	25	18
H	2/21 Notre Dame.....	W	31	15
A	2/24 Morningside.....	W	44	12
A	2/25 Morningside.....	W	50	13
A	2/26 Knox (OT).....	W	31	24
A	2/27 Valparaiso.....	W	30	17
A	2/28 Valparaiso.....	W	35	20
H	3/5 Colorado College.....	W	23	9
H	3/6 Colorado College.....	W	33	12

Season Notes: Playing without a conference affiliation for first time since 1906-07 season, Nebraska finished with first 20-win season ever (22 victories)...fewest losses for NU since 1915-16 season...22 wins would stand as school record until 1990-91 campaign...first season on Husker sideline for Coach Paul Schlisser.

1920-21

Overall Record: 15-3
 Conference: 9-1 in Missouri Valley (2nd)
 Home: 10-1 (6-0) Away: 5-2 (3-1)
 Coach: Paul Schlisser

A	1/1 Illinois.....	W	30	25
A	1/3 Illinois.....	L	24	26
A	1/4 Illinois Wesleyan.....	W	32	1
H	1/14 Grinnell.....	W	31	10
H	1/15 Grinnell.....	W	28	15
H	1/21 South Dakota.....	W	39	13
H	1/31 Oklahoma.....	W	34	20
H	2/1 Oklahoma.....	W	28	15
A	2/9 Iowa State.....	L	30	38
A	2/10 Iowa State.....	W	32	23
A	2/11 Grinnell.....	W	31	16
A	2/12 Grinnell.....	W	29	22
H	2/18 Notre Dame.....	W	25	18
H	2/19 Notre Dame.....	W	39	21
H	2/25 Colgate.....	L	15	21
H	2/26 Colgate.....	W	24	15
H	3/4 Iowa State.....	W	33	16
H	3/5 Iowa State.....	W	37	11

Season Notes: Nebraska finished second in the conference race with 9-1 mark...final season for Coach Paul Schlisser.

1921-22

Overall Record: 8-9
 Conference: 8-8 in Missouri Valley (t-4th)
 Home: 4-4 (4-4) Away: 4-5 (4-4)
 Coach: Owen A. Frank

A	1/4 Wisconsin.....	L	14	27
H	1/7 Washington (Mo.).....	W	31	23
A	1/9 Iowa State.....	W	21	14
H	1/13 Missouri.....	L	31	46
H	1/14 Grinnell.....	W	27	17
H	1/19 Kansas.....	L	15	25
A	1/27 Oklahoma.....	L	21	29
H	2/4 Iowa State.....	L	7	26
A	2/7 Grinnell.....	W	28	25
A	2/14 Kansas State.....	W	25	24
A	2/18 Drake.....	L	32	34
H	2/22 Oklahoma.....	W	39	34
A	2/24 Missouri.....	L	16	55
A	2/25 Washington (Mo.).....	W	33	32
H	2/28 Drake.....	L	15	29
H	3/3 Kansas State.....	W	21	13
A	3/6 Kansas.....	L	18	41

Season Note: In first season under Coach Owen A. Frank, Nebraska finished 8-9 overall, 8-8 in MVC.

1922-23

Overall Record: 6-12
 Conference: 5-11 in Missouri Valley (6th)
 Home: 2-7 (1-7) Away: 4-5 (4-4)
 Coach: Owen A. Frank

A	1/5 Kansas.....	L	20	30
A	1/6 Kansas State.....	W	21	15
H	Drake.....	L	18	30
H	Oklahoma.....	W	25	19
H	1/22 Missouri.....	L	18	33
A	1/25 Drake.....	L	25	36
A	1/26 Iowa State.....	W	21	15
A	1/27 Grinnell.....	W	20	13
H	Grinnell.....	L	17	32
H	2/3 Iowa State.....	L	17	21
A	Oklahoma.....	L	25	31
H	2/12 Kansas.....	L	15	36
H	Kansas State.....	L	14	17
H	Washington (Mo.).....	L	32	34
A	2/24 Missouri.....	L	22	39
A	Washington (Mo.).....	W	24	22
H	Nebraska Wesleyan.....	W	24	22
A	Creighton.....	L	24	46

Season Note: Final season for Coach Owen A. Frank.

1923-24

Overall Record: 11-7
 Conference: 10-6 in Missouri Valley (3rd)
 Home: 8-2 (7-2) Away: 3-5 (3-4)
 Coach: W.E. Kline

A	Kansas City A.C.....	L	18	27
H	1/5 Missouri.....	W	24	18
H	Oklahoma.....	W	35	21
H	Kansas State.....	W	27	14
A	1/17 Kansas State.....	L	23	26
A	1/18 Kansas.....	L	18	19
A	Oklahoma.....	L	20	32
H	1/26 Kansas.....	L	10	13
H	Creighton.....	W	25	21
A	Drake.....	L	15	19
A	Grinnell.....	W	32	19
A	2/8 Missouri.....	W	31	11
A	2/9 Washington (Mo.).....	W	32	18
H	Grinnell.....	W	32	18
H	Washington (Mo.).....	W	38	17
A	2/27 Iowa State.....	W	18	16
H	3/3 Iowa State.....	W	27	14
H	Drake.....	L	12	25

Season Note: Nebraska finished 11-7 in Coach W.E. Kline's rookie season.

1924-25

Overall Record: 12-5
 Conference: 11-5 in Missouri Valley (2nd)
 Home: 6-2 (6-2) Away: 6-3 (5-3)
 Coach: W.E. Kline

A	1/9 Kansas State.....	W	23	11
A	1/10 Oklahoma.....	W	23	18
H	1/17 Drake.....	W	20	8
H	1/31 Kansas.....	L	20	25
H	2/7 Oklahoma.....	W	31	17
H	2/9 Grinnell.....	W	35	27
H	2/13 Kansas State.....	W	32	20
A	2/17 Kansas.....	L	20	28
A	2/20 Washington (Mo.).....	W	24	20
A	2/21 Missouri.....	W	25	20
H	2/24 Iowa State.....	W	37	17
H	2/27 Missouri.....	W	24	21
A	2/28 Creighton.....	W	15	11
A	3/2 Drake.....	L	10	18
A	3/3 Grinnell.....	L	21	36
A	3/4 Iowa State.....	W	28	13
H	3/5 Washington (Mo.).....	L	16	36

Season Notes: In second and final season under Coach W.E. Kline, Huskers finished second to Kansas in Missouri Valley Conference race...Orr Goodson and Mutt Volz were first-team all-conference picks, first time a Husker player had been so honored since 1918-19 season; first time two NU players landed spot on first unit since 1912-13.

1925-26

Overall Record: 8-10
 Conference: 7-7 in Missouri Valley (5th)
 Home: 4-5 (4-3) Away: 4-5 (3-4)
 Coach: Ernest Bearg

H	12/18 South Dakota.....	L	19	20
A	1/2 Kansas City A.C.....	L	20	36
A	1/9 Creighton.....	W	20	15
H	1/16 Grinnell.....	W	24	14
H	1/23 Iowa State.....	W	18	13
A	1/30 Grinnell.....	W	39	18
A	2/1 Iowa State.....	W	27	12
A	2/2 Drake.....	W	23	21
H	2/6 Kansas.....	L	14	25
A	2/9 Kansas State.....	L	26	41
H	2/15 Creighton.....	L	11	15
H	2/16 Kansas State.....	L	21	28
H	2/19 Missouri.....	L	24	26
H	2/20 Washington (Mo.).....	W	26	20
A	2/27 Kansas.....	L	17	30
H	3/1 Drake.....	W	22	21
A	3/5 Missouri.....	L	22	24
A	3/6 Washington (Mo.).....	L	14	22

Season Notes: In only season under Coach Ernest Bearg, Huskers finished 8-10...after playing in Grant Hall since 1897, NU dropped first-ever game in NU Coliseum to Kansas, 25-14.

1926-27

Overall Record: 12-6
 Conference: 7-5 in Missouri Valley (4th)
 Home: 7-2 (4-2) Away: 5-4 (3-3)
 Coach: Charles T. Black

A	Hillyard's.....	L	20	36
A	Kansas State.....	L	23	34
A	Washington (Mo.).....	W	37	20
A	1/15 Missouri.....	W	35	23
A	1/19 Kansas.....	W	27	24
H	Drake.....	L	34	35
H	1/29 Iowa State.....	W	35	19
A	Oklahoma.....	W	37	29
A	Oklahoma State.....	L	24	27
H	Grinnell.....	W	30	22
H	Kansas State.....	W	26	24
H	2/14 Missouri.....	W	27	22
H	Oklahoma.....	W	36	26
H	Washington (Mo.).....	W	41	24
H	2/26 Kansas.....	L	25	34
H	Oklahoma State.....	W	35	25
A	3/3 Iowa State.....	L	24	26
A	3/4 Drake.....	W	46	32

Season Notes: In first season under Coach Charles T. Black, a former Kansas All-American, Huskers finished 12-6 and 7-5 in Missouri Valley, good for fourth place...Clark Smatha earned first-team All-Missouri Valley Conference honors.

1927-28

Overall Record: 7-11
 Conference: 7-11 in Missouri Valley (t-7th)
 Home: 5-4 (5-4) Away: 2-7 (2-7)
 Coach: Charles T. Black

A	12/16 Washington (Mo.).....	L	27	28
A	12/17 Missouri.....	L	15	36
H	1/7 Missouri.....	W	36	26
H	1/9 Washington (Mo.).....	L	19	30
A	1/14 Drake.....	L	28	32
H	1/21 Kansas State.....	L	24	29
H	1/28 Iowa State.....	W	37	26
H	2/4 Oklahoma State.....	L	21	32
A	2/9 Iowa State.....	W	32	26
A	2/10 Grinnell.....	W	35	22
H	2/14 Drake.....	W	34	27
A	2/17 Kansas.....	L	27	33
A	2/18 Kansas State.....	L	22	28
H	2/24 Kansas.....	W	32	28
H	2/25 Oklahoma.....	L	36	38
H	2/28 Grinnell.....	W	35	16
A	3/3 Oklahoma.....	L	28	43
A	3/5 Oklahoma State.....	L	43	47

Season Notes: Entire schedule was played against conference opponents...NU was 7-9 with two games left, but lost bid for .500 with losses at Oklahoma and Oklahoma State to end season.

1928-29

Overall Record: 11-5
 Conference: 5-5 in Big Six (3rd)
 Home: 6-2 (3-2) Away: 5-3 (2-3)
 Coach: Charles T. Black

H	12/20 South Dakota.....	W	36	25
A	1/4 Colorado College.....	W	32	24
A	1/5 Colorado College.....	W	48	26
H	1/12 Missouri.....	L	25	30
H	1/15 South Dakota.....	W	46	28
H	1/19 Kansas.....	W	30	29
A	1/24 Kansas State.....	L	21	30
A	1/26 Oklahoma.....	L	20	29
H	2/2 Iowa State.....	W	45	39
A	2/7 Kansas.....	W	37	31
H	2/11 Oklahoma.....	L	34	39
H	2/16 Drake.....	W	37	24
A	2/22 Iowa State.....	L	33	37
A	2/23 Drake.....	W	33	26
A	2/25 Missouri.....	W	39	33
H	3/2 Kansas State.....	W	62	45

Season Notes: After being affiliated with the Missouri Valley Conference since 1907-08, Nebraska, Missouri, Kansas, Kansas State, Iowa State and Oklahoma formed the Big Six...second winning season in three years for Coach Charles T. Black.

HUSKER HOOP HOMES



GRANT HALL: 1896-1926



NEBRASKA COLISEUM: 1927-1976



BOB DEVANEY SPORTS CENTER: 1976-1913



PINNACLE BANK ARENA: 2013-PRESENT

1929-30

Overall Record: 9-9
 Conference: 6-4 in Big Six (3rd)
 Home: 6-3 (3-2) Away: 3-6 (3-2)
 Coach: Charles T. Black

A	12/28	Saint Louis	L	27	37
A	12/30	Butler	L	26	38
A	1/2	West Virginia	L	19	45
A	1/4	Pittsburgh	L	27	34
A	1/10	Kansas State	W	41	39
H	1/11	Montana State	L	30	61
H	1/14	South Dakota State	W	29	27
A	1/18	Missouri	L	21	27
H	1/20	Oklahoma	W	35	20
A	1/22	Iowa State	W	32	22
H	1/25	Iowa	W	41	26
H	2/1	Kansas State	L	42	46
A	2/8	Oklahoma	W	47	37
A	2/10	Kansas	L	20	27
H	2/12	Saint Louis	W	45	43
H	2/15	Missouri	W	34	31
H	2/22	Iowa State	W	52	50
H	3/1	Kansas	L	35	36

Season Notes: Nebraska led Big Six in scoring at 34.9 points per game...Don Maclay was first-team All-Big Six center...NU finished two games back of league champion Missouri.

1930-31

Overall Record: 9-9
 Conference: 6-4 in Big Six (2nd)
 Home: 5-4 (3-2) Away: 4-5 (3-2)
 Coach: Charles T. Black

A	12/13	South Dakota	W	18	17
H	12/19	Pittsburgh	L	22	23
A	12/27	Washington	L	38	41
A	12/29	Washington	L	24	27
A	12/30	Washington	L	32	38
H	1/5	Brigham Young	L	44	55
H	1/10	Missouri	W	42	32
A	1/17	Oklahoma	W	36	30
A	1/19	Kansas (OT)	W	31	30
H	1/24	Drake	W	30	25
H	1/31	Iowa State	W	31	19
H	2/2	Butler	W	32	14
A	2/7	Missouri	L	20	33
A	2/9	Kansas State	W	37	31
H	2/14	Kansas	L	29	34
A	2/16	Iowa State	L	28	42
H	2/24	Kansas State	L	30	32
H	2/28	Oklahoma	W	41	30

Season Notes: Nebraska's second-place finish in Big Six race was its best since 1924-25 campaign...Huskers finished one game back of first-place Kansas...center Don Maclay earned All-America honors...Steve Hokuf earned first-team All-Big Six honors as a guard.

1931-32

Overall Record: 3-17
 Conference: 2-8 in Big Six (6th)
 Home: 1-9 (1-4) Away: 2-8 (1-4)
 Coach: Charles T. Black

H	12/12	South Dakota	L	36	41
H	12/17	Brigham Young	L	27	31
A	12/19	Iowa	L	29	34
A	12/28	Wisconsin-Superior	L	34	36
A	12/29	Minnesota	L	24	32
H	1/4	Carleton	L	30	40
A	1/8	Iowa State	W	28	24
A	1/9	Drake	W	33	19
H	1/12	Kansas	L	31	34
A	1/16	Missouri	L	18	30
A	1/18	Kansas State	L	20	32
H	1/23	Oklahoma	L	34	37
H	2/1	Iowa State	L	32	33
H	2/6	Kansas State	W	32	26
H	2/10	Saint Louis	L	28	31
A	2/13	Oklahoma	L	32	46
A	2/15	Kansas	L	19	51
H	2/26	Missouri	L	28	32
A	3/4	Creighton	L	18	47
H	3/7	Creighton	L	26	28

Season Notes: Three wins were fewest for Huskers since 1900-01 season...last year of NU-Creighton series until 1977-78 campaign...final season for Coach Charles T. Black.

1932-33

Overall Record: 3-13
 Conference: 2-8 in Big Six (t-5th)
 Home: 2-7 (1-4) Away: 1-6 (1-4)
 Coach: William H. Browne

H	12/16	Arkansas	L	24	41
A	12/22	Carleton	L	19	23
A	12/23	Minnesota	L	25	27
H	1/2	Minnesota	L	22	32
H	1/3	Stanford	L	17	21
A	1/6	Kansas	L	29	32
A	1/7	Missouri	L	33	37
H	1/14	Kansas State	W	31	25
H	1/30	Iowa State	L	25	30
H	2/4	Kansas	L	20	34
A	2/11	Oklahoma	L	35	39
A	2/13	Kansas State	L	30	36
H	2/18	South Dakota	W	34	25
H	2/25	Missouri	L	31	39
A	2/28	Iowa State	W	43	16
H	3/4	Oklahoma	L	27	38

Season Notes: Huskers finished with three wins for second consecutive season...debut for Coach William H. Browne...Steve Hokuf was first-team All-Big Six pick and earned All-America honors.

1933-34

Overall Record: 7-11
 Conference: 5-5 in Big Six (4th)
 Home: 5-2 (4-1) Away: 2-9 (1-4)
 Coach: William H. Browne

A	12/20	Marquette	L	22	25
A	12/21	Northwestern	L	22	35
A	12/22	DePaul	L	13	33
A	12/29	North Dakota	L	22	50
A	12/30	North Dakota State	W	32	29
A	1/1	Minnesota	L	16	32
A	1/5	Iowa State (OT)	W	37	31
H	1/9	Kansas	W	24	21
A	1/13	Missouri	L	26	36
A	1/15	Kansas State	L	24	25
H	1/20	Wyoming	L	24	33
H	1/27	Oklahoma	L	36	44
H	2/3	Kansas State	W	38	31
H	2/9	Missouri	W	34	27
A	2/17	Oklahoma	L	23	53
A	2/19	Kansas	L	24	25
H	2/24	Iowa State	W	26	21
H	3/3	Saint Louis	W	29	25


Season Note: Nebraska lost four straight to open the season, then went 7-7 over last 14 games.

1934-35

Overall Record: 6-12
 Conference: 3-7 in Big Six (5th)
 Home: 6-4 (3-2) Away: 0-8 (0-5)
 Coach: William H. Browne

A	12/15	Wyoming	L	23	26
H	12/20	Iowa	L	24	31
H	12/22	North Dakota	W	34	21
H	12/29	Minnesota	W	26	24
H	1/2	Stanford	L	31	34
A	1/4	Millikin	L	35	36
A	1/5	Saint Louis	L	28	30
H	1/12	Iowa State	W	32	31
A	1/19	Missouri	L	31	32
A	1/21	Kansas State	L	41	47
H	1/26	Denver	W	34	22
H	2/4	Missouri	L	21	23
A	2/9	Oklahoma	L	32	38
A	2/11	Kansas	L	21	32
H	2/15	Kansas	L	24	32
H	2/18	Oklahoma	W	32	24
A	2/23	Iowa State	L	14	22
H	3/2	Kansas State	W	28	21

Season Note: NU won Big Six opener, then dropped six straight in conference play and finished with fourth consecutive losing record.



Elmer Dohrmann is the all-time leading letterwinner at Nebraska, earning 11 letters, including three each in football, basketball and baseball and two in track. He played basketball at Nebraska from 1936 to 1938, helping the Huskers to a conference title in 1935-36.

1935-36

Overall Record: 13-8
 Conference: 7-3 in Big Six (2nd)
 Home: 7-1 (4-1) Away: 6-7 (3-2)
 Coach: William H. Browne

H	12/17	Brigham Young.....	W	53	34
A	12/20	Minnesota.....	W	41	24
A	12/27	Wyoming.....	W	46	42
A	12/28	Brigham Young.....	L	39	46
A	12/30	Utah.....	W	48	47
A	1/3	Santa Clara.....	L	48	61
A	1/4	Stanford.....	L	39	42
A	1/7	Denver.....	L	35	45
H	1/10	Missouri.....	W	31	26
H	1/13	Wyoming.....	W	31	22
A	1/18	Oklahoma.....	W	40	33
A	1/20	Kansas.....	L	23	45
A	1/25	Iowa State (OT).....	L	40	41
H	2/1	Kansas State.....	W	43	30
H	2/3	South Dakota.....	W	48	27
A	2/8	Missouri.....	W	43	33
A	2/10	Kansas State.....	W	40	32
H	2/15	Iowa State.....	W	49	20
H	2/24	Oklahoma.....	W	55	28
H	2/29	Kansas.....	L	36	43

Olympic Playoff
 KC 3/12 Oklahoma State..... L 19 36
 Season Notes: George Wahlquist was first-team All-Big Six selection and earned All-America honors... NU finished second to Kansas in Big Six race, three games back of 10-0 Jayhawks...13 wins were most for Huskers since school-record 22 victories in 1919-20.

1936-37

Overall Record: 13-7
 Conference: 8-2 in Big Six (t-1st)
 Home: 7-1 (4-1) Away: 6-6 (4-1)

Coach: William H. Browne

A	12/11	South Dakota.....	L	31	33
H	12/19	Montana.....	W	53	39
H	12/21	Minnesota.....	W	29	24
H	12/22	Ohio State.....	W	32	23
A	12/26	Loyola (Ill.).....	L	35	53
A	12/28	Western Reserve.....	W	41	35
A	1/30	Canisius.....	L	34	39
A	12/30	St. Thomas (Pa.).....	W	42	41
A	1/1	Temple.....	L	27	43
A	1/2	George Washington....	L	22	41
A	1/9	Missouri.....	W	31	22
H	1/16	Iowa State.....	W	45	33
H	1/18	Oklahoma.....	L	31	34
A	1/30	Kansas State.....	W	41	38
A	2/2	Kansas.....	L	22	27
A	2/12	Oklahoma.....	W	33	29
H	2/15	Kansas State.....	W	40	37
H	2/19	Missouri.....	W	50	21
H	2/27	Kansas.....	W	37	32
A	3/3	Iowa State.....	W	48	31

Season Notes: Nebraska closed season with five straight wins to earn a share of Big Six title for first time since 1915-16...Robert Parsons was first-team All-Big Six pick and earned All-America honors...NU had consecutive double-digit win total for first time in more than a decade.

1937-38

Overall Record: 9-11
 Conference: 4-6 in Big Six (t-3rd)
 Home: 7-3 (3-2) Away: 2-8 (1-4)
 Coach: William H. Browne

A	12/11	Ohio State.....	L	31	42
H	12/17	South Dakota.....	W	44	28
A	12/20	Minnesota.....	L	28	33
A	12/23	Indiana.....	L	42	43

A	12/28	Detroit.....	L	33	34
A	12/30	Bradley.....	L	30	50
A	1/1	Niagara.....	W	43	37
H	1/7	California.....	W	38	32
H	1/10	Colorado.....	W	29	18
H	1/14	Missouri.....	L	18	27
H	1/22	Kansas State.....	W	46	32
A	1/29	Iowa State.....	W	35	32
A	2/2	Kansas.....	L	33	48
A	2/5	Oklahoma.....	L	48	50
H	2/9	Oklahoma.....	W	52	42
A	2/12	Missouri.....	L	30	38
H	2/14	Iowa State.....	W	50	23
H	2/19	Loyola (Ill.).....	W	39	38
A	2/21	Kansas State.....	L	29	41
H	2/26	Kansas.....	L	47	50

Season Note: Robert Parsons was first-team All-Big Six pick for second straight season.

1938-39

Overall Record: 7-13
 Conference: 3-7 in Big Six (5th)
 Home: 5-5 (3-2) Away: 2-8 (0-5)
 Coach: William H. Browne

H	12/10	South Dakota.....	W	44	30
H	12/17	Bradley.....	L	24	39
H	12/21	Minnesota.....	L	37	66
H	12/23	Wyoming.....	W	38	30
A	12/26	California.....	W	46	43
A	12/27	California.....	L	30	58
A	12/29	UCLA.....	W	35	30
A	12/30	UCLA.....	L	40	42
A	1/3	Stanford.....	L	47	56
H	1/14	Kansas.....	W	48	37
A	1/17	Kansas State.....	L	38	43
A	1/21	Missouri.....	L	41	54
A	1/28	Oklahoma.....	L	39	56

H	1/30	Iowa State.....	W	51	44
H	2/8	Kansas State.....	W	42	34
A	2/14	Kansas.....	L	46	49
H	2/18	Missouri.....	L	36	46
H	2/24	DePaul.....	L	33	37
A	2/27	Iowa State.....	L	28	41
H	3/4	Oklahoma.....	L	45	53

Season Notes: NU ended season with five straight losses; recorded second consecutive losing season...Oklahoma, a team that swept the Huskers, represented the Big Six in first NCAA Tournament.

1939-40

Overall Record: 6-12
 Conference: 2-8 in Big Six (t-4th)
 Home: 5-6 (2-3) Away: 1-6 (0-5)
 Coach: William H. Browne

H	12/9	South Dakota.....	W	39	15
H	12/15	Indiana.....	L	39	49
H	12/20	Stanford.....	W	48	47
A	12/23	Minnesota.....	L	37	61
H	12/27	Utah.....	L	40	63
A	12/30	Wisconsin.....	W	53	43
H	1/2	Detroit.....	L	46	47
H	1/6	California.....	W	46	32
H	1/8	Iowa State.....	W	44	28
A	1/13	Missouri.....	L	33	46
A	1/19	Kansas State.....	L	25	32
A	1/23	Kansas.....	L	24	40
H	1/27	Oklahoma.....	L	41	56
H	2/3	Missouri.....	L	40	41
A	2/9	Oklahoma.....	L	28	45
H	2/13	Kansas State.....	W	61	28
A	2/17	Iowa State.....	L	33	40
H	2/24	Kansas.....	L	41	48

Season Notes: Nebraska dropped eight of last nine games to spoil Coach W.H. Browne's final season... Huskers dropped 10-point decision to eventual national champion Indiana at Lincoln in second game of season.

1940-41

Overall Record: 8-10
 Conference: 6-4 in Big Six (3rd)
 Home: 5-4 (3-2) Away: 3-6 (3-2)
 Coach: A.J. Lewandowski

A	12/6	South Dakota.....	L	39	40
H	12/14	Marquette.....	W	35	20
H	12/18	Kentucky.....	W	40	39
H	12/21	Minnesota.....	L	36	43
A	12/26	California.....	L	24	30
A	12/27	Stanford.....	L	46	57
A	12/30	Oregon State.....	L	38	61
H	1/4	Wisconsin.....	L	31	46
H	1/7	Kansas State.....	W	33	23
H	1/10	Oklahoma.....	L	29	40
A	1/17	Kansas State.....	L	32	35
H	1/20	Missouri.....	W	40	29
A	1/25	Iowa State.....	W	38	35
H	2/1	Iowa State.....	W	41	36
A	2/10	Kansas.....	L	38	44
A	2/15	Missouri.....	W	38	36
A	2/22	Oklahoma.....	W	43	42
H	3/1	Kansas.....	L	53	55

Season Notes: Two-point loss to Kansas in season finale kept Nebraska from .500 record for first time since 1936-37 season...Sid Held and Don Fritz earned first-team All-Big Six honors...first season of five-year tenure for Coach A.J. Lewandowski...for second straight year, NU lost game to eventual national champion (Wisconsin) in non-league play.

1941-42

Overall Record: 6-13
 Conference: 4-6 in Big Six (4th)
 Home: 4-4 (3-2) Away: 2-9 (1-4)
 Coach: A.J. Lewandowski

H	12/12	South Dakota.....	W	48	28
A	12/15	Indiana.....	L	29	56
A	12/16	Kentucky.....	L	27	42
H	12/20	UCLA.....	L	36	42

H	12/22	Oregon	L	42	49
A	12/27	Minnesota	L	32	56
A	12/29	Detroit	L	29	33
A	12/30	Iowa	W	41	34
H	1/6	Kansas State	W	44	38
H	1/12	Missouri	W	51	45
A	1/17	Kansas	L	32	51
H	1/24	Great Lakes	L	40	50
A	1/31	Iowa State	L	33	39
A	2/2	Kansas State	L	35	38
H	2/7	Iowa State	W	39	31
A	2/14	Kansas	L	30	58
A	2/16	Oklahoma	L	29	37
H	2/21	Oklahoma	L	41	46
A	2/28	Missouri	W	41	40

Season Note: After 2-0 Big Six start, NU lost four straight and seven of last nine games to finish with sub-.500 record for fifth straight season.

1942-43

Overall Record: 6-10
 Conference: 5-5 in Big Six (t-3rd)
 Home: 4-4 (3-2) Away: 2-6 (2-3)
 Coach: A.J. Lewandowski

A	12/7	South Dakota	L	30	40
A	12/12	Illinois	L	27	69
H	12/19	Iowa	W	52	43
H	12/30	Indiana	L	39	40
A	1/5	Kansas State	W	41	32
A	1/16	Missouri	W	39	36
A	1/18	Iowa State	L	38	50
H	1/21	Gardner Naval	L	37	52
H	1/30	Oklahoma	L	32	56
KC	2/6	Gardner Naval	L	37	43
H	2/13	Kansas	L	24	56
H	2/17	Kansas State (OT)	W	50	47
H	2/20	Missouri	W	56	50
A	2/23	Kansas	L	33	52
H	2/27	Iowa State	W	51	36
A	3/1	Oklahoma	L	48	65

Season Notes: Huskers swept Missouri third straight season...also swept Kansas State for first time in seven seasons.

1943-44

Overall Record: 2-13 Conference: 1-9 in Big Six (t-5th)
 Home: 2-5 (1-4) Away: 0-8 (0-5)
 Coach: A.J. Lewandowski

A	12/10	Iowa	L	33	50
A	12/11	DePaul	L	15	55
A	12/13	Minnesota	L	21	40
H	12/18	South Dakota	W	41	31
A	1/8	Iowa State	L	24	56
A	1/15	Kansas	L	27	51
A	1/17	Oklahoma	L	35	45
H	1/22	Minnesota	L	32	45
H	2/1	Kansas State	W	54	47
H	2/5	Missouri (OT)	L	32	36
A	2/12	Missouri	L	29	44
A	2/14	Iowa State	L	35	58
H	2/19	Kansas	L	47	56
H	2/26	Oklahoma	L	32	43
A	2/29	Kansas State	L	37	40

Season Notes: Fewest wins in season for Huskers since 1897-98 campaign...Nebraska failed to win road game for first time in eight years.

1944-45

Overall Record: 2-17 Conference: 1-9 in Big Six (6th)
 Home: 2-7 (1-4) Away: 0-10 (0-5)
 Coach: A.J. Lewandowski

H	12/16	Iowa	L	45	61
H	12/22	Minnesota	L	54	55
KC	12/23	Kansas State	L	46	49
H	12/27	Pentahlon	W	54	40
A	12/29	Illinois	L	39	71
A	12/30	Indiana	L	42	65
H	1/3	Oklahoma	L	37	44
A	1/8	Iowa State	L	38	50
A	1/12	Kansas	L	33	48
A	1/13	Oklahoma*	L	45	48
A	1/15	NATTC**	L	34	57

A	1/20	Kansas State	L	48	70
H	1/30	Navy Pre-Flight	L	42	62
H	2/3	Missouri	L	41	47
H	2/10	Kansas	W	59	45
A	2/17	Missouri (2OT)	L	54	55
A	2/19	Iowa State	L	45	47
A	2/20	Navy Pre-Flight***	L	41	55
H	2/24	Kansas State	L	47	55

*at Oklahoma City, Okla.; **at Norman, Okla.; ***at Iowa City, Iowa

Season Notes: Final season for Coach A.J. Lewandowski...Huskers lost 10 straight from Dec. 27 through Feb. 3, ended streak with 14-point homecourt win over Kansas, then lost final four games of season.

1945-46

Overall Record: 7-13
 Conference: 3-7 in Big Six (t-4th)
 Home: 5-4 (2-3) Away: 2-9 (1-4)
 Coach: L.F. Klein

A	12/8	Minnesota	L	30	55
H	12/11	South Dakota	W	52	29
KC	12/14	Missouri	L	54	63
KC	12/15	Kansas State	W	62	47
A	12/17	Iowa	L	35	61
H	12/20	Illinois	L	51	62
H	12/28	Oregon State	W	48	40
A	12/29	Bradley	L	33	53
A	12/31	Marquette	L	36	49
H	1/2	Kansas State	W	44	37
A	1/7	Oklahoma	L	48	70
H	1/11	Kansas	L	45	56
A	1/14	Iowa State	L	39	57
A	1/18	Missouri	W	44	42
H	2/1	South Dakota State	W	52	50
H	2/8	Iowa State	L	45	57
H	2/11	Oklahoma	L	44	51
A	2/15	Kansas	L	30	72
H	2/25	Missouri	W	42	39
A	2/28	Kansas State	L	49	54

Season Note: L.F. Klein replaced A.J. Lewandowski as NU head coach and guided Huskers to 7-13 record in only season on bench.

1946-47

Overall Record: 10-14
 Conference: 3-7 in Big Six (t-5th)
 Home: 7-4 (3-2) Away: 3-10 (0-5)
 Coach: Harry Good

H	12/4	South Dakota	W	68	37
KC	12/7	Ottumwa Navy	W	65	45
H	12/9	Drake	W	48	44
Big Six Holiday Tournament						
KC	12/12	Arkansas	L	46	57
KC	12/13	Iowa State	W	54	51
KC	12/14	Oklahoma	L	52	63
H	12/17	St. Mary's (Calif.)	L	54	58
H	12/23	Minnesota	L	58	66
A	12/28	Illinois	L	37	72
A	12/30	Louisville	L	53	68
A	12/31	Western Kentucky	L	56	74
A	1/4	Kansas State	L	54	63
H	1/6	Oklahoma	W	44	41
H	1/14	Kansas	W	48	46
A	1/18	Missouri	L	41	47
A	1/20	Iowa State	L	44	61
A	1/31	Drake	W	65	44
A	2/1	Ottumwa Navy	W	72	53
H	2/4	South Dakota State	W	53	34
H	2/10	Iowa State	L	54	56
A	2/15	Kansas	L	37	69
A	2/17	Oklahoma	L	49	63
H	2/22	Missouri	L	49	60
H	2/27	Kansas State	W	54	50

Season Notes: NU was 9-10 with five games to go, but lost four of last five games to end 10-14...Harry Good became the NU head coach after several seasons at the University of Indiana...first year of league-sponsored Holiday Tournament at Kansas City, Mo., an event that lasted through 1978-79.

1947-48

Overall Record: 11-13
 Conference: 5-7 in Big Seven (5th)
 Home: 6-4 (3-3) Away: 5-9 (2-4)
 Coach: Harry Good

H	12/8	Purdue	L	56	60
KC	12/13	Minnesota	L	59	63
H	12/16	South Dakota	W	65	38
Big Seven Holiday Tournament						
KC	12/18	Missouri	W	46	44
KC	12/19	Oklahoma State	L	46	47
KC	12/20	Kansas (OT)	L	60	64
H	12/23	Colorado State	W	67	47
A	12/27	Stanford*	W	51	47
A	12/29	San Jose State	L	38	39
A	12/30	Nevada-Reno	L	58	63
A	1/2	Northern Colorado	W	58	54
A	1/6	Iowa State	L	44	55
H	1/12	Missouri	L	54	66
A	1/17	Colorado	W	59	55
H	1/31	Kansas State	L	45	64
H	2/3	South Dakota State	W	66	56
A	2/7	Kansas	W	61	57
A	2/9	Oklahoma	L	57	79
A	2/14	Missouri	L	41	47
H	2/21	Iowa State	W	62	57
H	2/25	Colorado	W	58	53
A	2/27	Kansas State	L	49	56
H	3/1	Oklahoma	L	74	81
H	3/6	Kansas	W	70	64

*San Francisco, Calif.
 Season Notes: Claude Retherford led team in scoring, tallied school single-season record 244 points...Huskers were 10-11 going into final three games of season and had shot at first winning season since 1935-36, but dropped two of those games for 11th straight losing season...Colorado joined Big Six and the league changed its name to the Big Seven...NU led Big Seven in scoring at 55.9 points per game for all games.



Nebraska's 1949-50 team tied Kansas and Kansas State for the Big Seven title with an 8-4 record.

1948-49

Overall Record: 16-10
 Conference: 9-3 in Big Seven (1-1st)
 Home: 9-2 (5-1) Away: 7-8 (4-2)
 Coach: Harry Good

H	12/1	NW Missouri State.....	W	59	39
H	12/6	Minnesota.....	L	52	61
H	12/11	Northern Iowa.....	W	63	52
A	12/17	Purdue.....	L	47	64
A	12/18	Cincinnati.....	L	46	64
A	12/20	Duquesne.....	L	49	55
A	12/21	Western Reserve.....	W	83	80

Big Seven Holiday Tournament

KC	12/28	Kansas State.....	L	34	48
KC	12/29	Missouri.....	L	50	52
KC	12/30	Harvard.....	W	56	54
H	1/8	Kansas.....	W	52	34
H	1/11	Washington (Mo.).....	W	48	45
H	1/15	Iowa State.....	W	71	50
H	1/29	South Dakota.....	W	72	50
H	1/31	Kansas State.....	W	70	48
H	2/5	Colorado.....	W	45	43
A	2/12	Kansas.....	W	49	39
A	2/14	Oklahoma.....	L	45	47
A	2/19	Iowa State.....	W	44	41
H	2/21	Missouri.....	W	47	46
A	2/26	Colorado.....	W	56	45
A	3/1	Kansas State.....	L	28	53
H	3/5	Oklahoma.....	L	49	56
A	3/7	Missouri.....	W	52	48

Big Seven Playoff

KC	3/14	Oklahoma.....	W	57	56
----	------	---------------	---	----	----

NCAA District Tournament

KC	3/16	Oklahoma State (2).....	L	35	52
----	------	-------------------------	---	----	----

Season Notes: Cornhuskers tied Oklahoma for first-place in league, beat Sooners in league playoff for spot in NCAA District Tournament...first NU title on hardwood since 1936-37 season...Claude Retherford led team in scoring for third straight year, finished with then-school single-season record 311 points...Retherford was first-team All-Big Seven pick, led conference in scoring for league games-only at 12.4 points per game and was conference MVP...Bus Whitehead also earned first-team all-conference honors...for second straight year, NU led league in scoring with 52.3 average.

1949-50

Overall Record: 16-7
 Conference: 8-4 in Big Seven (1-1st)
 Home: 12-1 (5-1) Away: 4-6 (3-3)
 Coach: Harry Good

H	12/3	South Dakota State.....	W	61	32
H	12/7	NW Missouri State.....	W	58	39
A	12/12	Bradley (1).....	L	54	64
H	12/14	Northern Iowa.....	W	60	54
H	12/17	Baylor.....	W	69	55
H	12/19	Northern Colorado.....	W	63	43
H	12/23	Idaho.....	W	66	45

Big Seven Holiday Tournament

KC	12/28	Colorado.....	L	57	67
KC	12/29	Michigan.....	L	65	67
KC	12/30	Iowa State (OT).....	W	85	67
H	1/2	South Dakota.....	W	47	40
H	1/10	Kansas.....	W	57	56
H	1/14	Iowa State.....	W	64	46
A	1/16	Colorado.....	L	59	72
H	1/30	Kansas State (OT, 12).....	W	65	63
H	2/6	Missouri.....	W	50	41
A	2/11	Kansas.....	L	36	49
A	2/13	Oklahoma.....	W	57	55
H	2/18	Colorado.....	W	59	49
A	2/20	Missouri.....	W	55	48
A	2/25	Iowa State (OT).....	W	56	54
H	3/4	16/Oklahoma.....	L	48	64
A	3/11	Kansas State (14).....	L	60	63

Season Notes: Nebraska tied Kansas and Kansas State for Big Seven title; second straight year Huskers earned share of conference crown...NU went into final regular-season game with chance to win crown outright, but dropped three-point decision at Kansas State, forced to settle for tie with



Coach Harry Good guided NU to a share of the 1949 and 1950 Big Seven titles.

Jayhawks and Wildcats...Huskers finished seventh in Big Seven Holiday tourney, but opened league play 4-1, then after 13-point loss at Kansas, rebounded to win four straight before losing back-to-back games to end season...Bus Whitehead was first-team All-Big Seven performer, led Cornhuskers in scoring and tallied then-single-season record 360 points...NU made first-ever appearance in AP poll at No. 16 the week of Feb. 28.

1950-51

Overall Record: 9-14 Conference:
 4-8 in Big Seven (5th)
 Home: 7-2 (4-2) Away: 2-12 (0-6)
 Coach: Harry Good

A	12/2	Minnesota.....	L	41	55
H	12/4	NW Missouri State.....	W	61	39
A	12/8	Washington.....	L	49	54
A	12/9	Washington.....	L	53	71
A	12/11	California*.....	L	59	62
A	12/12	Santa Clara.....	W	53	38
H	12/19	Northern Iowa.....	W	63	55

Big Seven Holiday Tournament

KC	12/28	Missouri (9).....	W	54	52
KC	12/29	Kansas State.....	L	53	72
KC	12/30	Kansas (10).....	L	47	63
H	1/3	South Dakota.....	W	74	49
A	1/6	Kansas (20).....	L	41	66
H	1/8	Iowa State.....	W	51	49
A	1/15	Colorado.....	L	45	51
A	2/2	Iowa State.....	L	51	67
H	2/5	Kansas State (4).....	L	50	79
H	2/10	Kansas (20).....	L	52	61
A	2/12	Oklahoma.....	L	49	72
H	2/19	Missouri.....	W	54	52
H	2/24	Colorado.....	W	58	45
A	2/26	Kansas State (5).....	L	48	74
H	3/3	Oklahoma.....	W	46	44
A	3/7	Missouri.....	L	57	68

*San Francisco, Calif.
 Season Notes: After a 1-1 start in league play, NU lost five straight, before winning three of last five league games...Bob Pierce averaged team-high 16.7 points, broke NU single-season scoring mark with 384 points...Jim Buchanan was only other player in double digits.

1951-52

Overall Record: 7-17
 Conference: 3-9 in Big Seven (7th)
 Home: 7-4 (3-3) Away: 0-13 (0-6)
 Coach: Harry Good

H	12/1	Northern Iowa.....	W	60	44
H	12/8	Minnesota.....	L	55	63
H	12/11	NW Missouri State.....	W	59	43
H	12/15	Fresno State.....	W	72	48
A	12/19	Southern Methodist....	L	55	61
A	12/20	Texas Christian (OT)....	L	57	58
A	12/21	Tampa.....	L	76	81
A	12/22	Miami.....	L	60	70

Big Seven Holiday Tournament

KC	12/27	Kansas State (8).....	L	67	87
KC	12/28	Colorado.....	L	63	68
KC	12/29	Iowa State.....	L	66	75
H	1/5	Colorado.....	W	63	61
A	1/12	Kansas State (7).....	L	36	71
H	1/14	Kansas (1).....	L	66	69
H	1/26	South Dakota.....	W	82	59
A	1/28	Colorado.....	L	72	78
H	2/2	Missouri.....	L	55	60
H	2/9	Oklahoma.....	W	67	66
A	2/11	Colorado.....	L	65	67
A	2/16	Kansas (9).....	L	52	90
A	2/18	Oklahoma.....	L	59	65
H	2/25	Iowa State.....	W	75	53
H	3/1	Kansas State (3).....	L	60	75
A	3/3	Missouri.....	L	53	68

Season Notes: Huskers posted second straight losing record and finished last in league for first time since 1944-45 campaign...guard Jim Buchanan earned All-America honors and was first-team All-Big Seven pick...Buchanan led Huskers in scoring with 16.7 average.

1952-53

Overall Record: 9-11
 Conference: 4-8 in Big Seven (6th)
 Home: 5-4 (2-4) Away: 4-7 (2-4)
 Coach: Harry Good

H	12/6	South Dakota.....	W	65	53
A	12/13	Minnesota.....	L	62	71
H	12/17	Springfield.....	W	82	73
A	12/20	Bradley.....	W	73	65

Big Seven Holiday Tournament

KC	12/27	Kansas.....	L	66	73
KC	12/29	Iowa State.....	W	83	79
KC	12/30	Colorado.....	L	53	67
H	1/3	Harvard.....	W	92	53
A	1/5	Colorado.....	W	80	65
H	1/12	Kansas.....	L	59	65
H	1/17	Iowa State.....	L	60	78
H	1/19	Missouri.....	W	73	62
H	2/7	Kansas State (5).....	W	80	67
H	2/9	Colorado.....	L	78	86

A	2/14	Kansas (14).....	L	58	77
A	2/16	Oklahoma.....	W	59	53
A	2/21	Missouri.....	L	59	66
H	2/28	Oklahoma.....	L	70	78
A	3/2	Iowa State.....	L	66	93
A	3/10	Kansas State (8).....	L	80	108

Season Notes: Huskers were 8-5 at one point, but lost six of final seven games to post third straight losing season...Bill Johnson led team in both scoring (13.9) and rebounding (9.4).

1953-54

Overall Record: 8-13 Conference: 5-7 in Big Seven (1-4th)
 Home: 6-3 (4-2) Away: 2-10 (1-5)
 Coach: Harry Good

A	12/5	Minnesota.....	L	64	75
H	12/12	Iowa.....	W	81	70
H	12/15	South Dakota.....	W	70	53
A	12/19	Oregon State (11).....	L	55	83
A	12/21	Oregon.....	L	68	84
A	12/22	Oregon.....	L	72	74

Big Seven Holiday Tournament

KC	12/26	Kansas State.....	W	78	74
KC	12/29	Oklahoma.....	L	70	86
KC	12/30	Missouri.....	L	57	72
A	1/4	Iowa State.....	W	74	60
H	1/9	Oklahoma.....	W	76	72
H	1/11	Kansas State.....	W	88	75
H	1/18	Missouri.....	W	80	72
A	2/6	Kansas State.....	L	70	91
H	2/8	Colorado.....	L	67	75
A	2/13	Kansas (20).....	L	68	79
A	2/15	Oklahoma.....	L	68	76
A	2/20	Colorado.....	L	58	83
H	2/22	Kansas (17).....	L	62	67
H	2/27	Iowa State.....	W	78	65
A	3/1	Missouri.....	L	67	82

Season Notes: Huskers got off to 3-6 start, opened Big Seven play with four straight wins, but lost six straight and seven of their final eight games to finish 8-13...Bill Johnson led team in both scoring (18.2) and rebounding (11.2) for second straight season...Johnson's scoring average stood as NU record for 13 seasons...Johnson grabbed NU single-game record 26 rebounds in Jan. 4 game at Iowa State.

1954-55

Overall Record: 9-12
 Conference: 6-6 in Big Seven (t-3rd)
 Home: 7-1 (5-1) Away: 2-11 (1-5)
 Coach: Jerry Bush

A 12/6	Iowa (4)	L	61	84
H 12/11	South Dakota	W	87	51
A 12/18	Bradley	W	93	68
A 12/20	Alabama (19)	L	76	88
A 12/22	Memphis State	L	79	86

Big Seven Holiday Tournament

KC 12/27	Missouri (7)	L	58	75
KC 12/29	Colorado	L	47	89
KC 12/30	Kansas (16)	L	66	69
H 1/4	Iowa State	W	76	63
A 1/8	Missouri (9)	L	59	67
H 1/11	Kansas State	W	69	59
H 1/15	Kansas	W	66	62
H 1/21	NW Missouri State	W	74	54
A 2/5	Kansas State	L	62	79
H 2/7	Colorado	W	84	77
H 2/12	Oklahoma	W	75	67
H 2/14	Missouri (14)	L	73	76
A 2/19	Kansas	W	68	55
A 2/21	Oklahoma	L	76	78
A 2/26	Iowa State	L	75	82
A 3/5	Colorado	L	66	77

Season Notes: Under the direction of first-year mentor Jerry Bush, the Huskers finished 9-12...Bush, who replaced Harry Good as NU's coach, came to Lincoln after posting a 129-59 record in seven years at Toledo...Huskers were 9-9 after 18 games, but lost last three games to record school's fifth straight losing season...Willard Fagler led team in scoring with 13.6 average, while Rex Ekwall averaged team-high 11.5 rebounds per game.

1955-56

Overall Record: 7-16
 Conference: 3-9 in Big Seven (6th)
 Home: 5-5 (2-4) Away: 2-11 (1-5)
 Coach: Jerry Bush

A 12/3	Iowa	L	51	60
H 12/9	Texas Tech (OT)	W	69	63
A 12/10	Michigan	L	71	77
A 12/12	Wichita State	L	46	71
H 12/16	UCLA	W	71	65
A 12/19	Wisconsin	L	52	71
H 12/21	Vanderbilt (8)	L	48	66

Big Seven Holiday Tournament

KC 12/28	Missouri	L	66	71
KC 12/29	Cornell (N.Y.)	W	70	69
KC 12/30	Kansas State	L	51	79
A 1/7	Colorado	L	63	78
H 1/16	Missouri	W	83	77
H 1/21	Colorado	L	50	77
H 2/4	Emporia State	W	72	59
H 2/6	Kansas State	L	52	66
A 2/11	Kansas	L	56	80
A 2/13	Oklahoma (OT)	W	68	61
H 2/18	Iowa State (OT)	L	69	71
A 2/20	Kansas State	L	50	73
H 2/25	Kansas	L	56	60
H 3/3	Oklahoma (OT)	W	64	63
A 3/5	Missouri	L	80	88
A 3/9	Iowa State	L	74	94

Season Notes: Biggest win of season was 71-65 homecourt decision over eventual Pac-8 Conference champion UCLA, the only time an NU team beat a John Wooden-coached Bruin squad...three of NU's seven wins were in overtime...Rex Ekwall led NU in both scoring (14.9) and rebounding (10.7).

1956-57

Overall Record: 11-12
 Conference: 5-7 in Big Seven (t-4th)
 Home: 7-2 (4-2) Away: 4-10 (1-5)
 Coach: Jerry Bush

A 11/30	UCLA	L	56	69
A 12/1	UCLA	L	60	78
H 12/3	Iowa	W	67	43

H 12/8	Michigan	W	73	60
H 12/10	Wisconsin	W	53	51
H 12/17	Purdue	W	65	62
A 12/20	Texas Tech	W	67	66
A 12/22	Vanderbilt	L	54	78

Big Seven Holiday Tournament

KC 12/27	Michigan State	L	65	79
KC 12/28	Missouri	W	70	65
KC 12/29	Iowa State (14)	L	69	89
H 1/7	Colorado	W	74	52
A 1/12	Colorado	L	56	60
A 1/19	Missouri	W	84	65
A 2/4	Kansas State	L	53	89
H 2/9	Kansas (2)	L	54	69
A 2/11	Missouri	W	53	49
A 2/16	Iowa State (9)	L	47	59
H 2/18	Kansas State (17)	L	56	81
A 2/23	Kansas (2)	L	60	87
A 2/25	Oklahoma	L	53	55
H 3/6	Oklahoma	W	64	55
H 3/9	Iowa State (17)	W	67	58

Season Notes: After 0-2 start, Huskers won five straight games, with four of those victories against Big Ten schools...NU was 8-6 after Jan. 19 win over Missouri, but dropped five of its next seven games for seventh straight losing season...Rex Ekwall led team in both scoring (13.3) and rebounding (9.3).

1957-58

Overall Record: 10-13
 Conference: 5-7 in Big Seven (t-4th)
 Home: 9-2 (5-1) Away: 1-11 (0-6)
 Coach: Jerry Bush

H 12/2	South Dakota State	W	64	52
H 12/5	Wyoming	W	77	66
A 12/7	Michigan	L	57	81
A 12/9	Notre Dame (15)	L	56	69
H 12/14	Purdue	L	61	70
H 12/16	Denver	W	68	63
H 12/19	Ohio	W	61	53
A 12/21	Marquette	L	64	79

Big Seven Holiday Tournament

KC 12/27	Princeton	W	74	64
KC 12/28	Kansas State (3)	L	57	88
KC 12/30	Iowa State (20)	L	51	61
A 1/6	Missouri	L	54	55
A 1/11	Kansas State (4)	L	59	74
H 1/13	Oklahoma (14)	W	57	54
H 1/18	Iowa State	L	52	57

A 2/1	Iowa State	L	63	78
A 2/8	Kansas (2)	L	46	102
A 2/10	Oklahoma (20)	L	39	66
H 2/12	Missouri (OT)	W	67	62
H 2/17	Colorado	W	50	41
H 2/22	Kansas (4)	W	43	41
H 3/3	Kansas State (1)	W	55	48
A 3/8	Colorado	L	52	54

Season Notes: After splitting its first eight games, NU lost eight of its next nine games before winning four of final five games...two of the school's most-memorable wins came late in season... Kansas handed NU its worst loss ever, 102-46, at Lawrence, but Huskers avenged loss by knocking off fourth-ranked Jayhawks in Lincoln, 43-41...NU guard Jimmy Kubacki hit a 15-foot jumper with two seconds left to give the Huskers the win over the Wilt Chamberlain-led Jayhawks...nine days later, the Huskers shocked No. 4 Kansas State and Omaha native Bob Boozer...K-State went into March 3 game ranked fourth in AP poll, but was No. 1 when the new poll was released on March 4...Wilson Fitzpatrick and Gary Reimers both averaged a team-best 11.5 points per game, while Herschell Turner led team in rebounding with an 8.2 average.

1958-59

Overall Record: 12-13
 Conference: 5-9 in Big Eight (t-5th)
 Home: 9-3 (4-3) Away: 3-10 (1-6)
 Coach: Jerry Bush

H 12/1	NW Missouri State	W	85	44
H 12/6	Montana State	W	75	43
H 12/8	Marquette (17)	W	62	60
A 12/13	Minnesota	L	57	78
H 12/15	Texas Tech	W	54	46
A 12/18	Bradley (11)	L	48	85
A 12/20	Michigan State (11)	L	55	80

Big Eight Holiday Tournament

KC 12/27	Oklahoma State	W	55	48
KC 12/29	Colorado	L	50	54
KC 12/30	Oklahoma	W	60	43
A 1/5	Colorado	L	50	57
H 1/10	Oklahoma State	W	47	44
H 1/12	Missouri	W	81	69
H 1/17	Iowa State	W	52	49
H 1/31	Detroit	W	91	77
H 2/2	Kansas State (3)	L	43	50
A 2/7	Oklahoma State	L	39	54

A 2/9	Oklahoma	L	48	54
H 2/14	Kansas	L	55	63
A 2/21	Kansas	L	50	66
H 2/23	Colorado	W	62	61
A 2/28	Iowa State	L	56	59
A 3/2	Missouri	W	81	79
H 3/5	Oklahoma	L	54	65
A 3/9	Kansas State (2)	L	54	76

Season Notes: NU finished with best record in nine-year tenure of Coach Jerry Bush...NU was 12-11 heading into final two games, and needed one win to secure first winning season since 1949-50, but it dropped both games to finish 12-13...Herschell Turner led team in scoring (17.1) and rebounding (9.8)...Turner was first-team All-Big Eight pick and third-team All-America...Turner's scoring average was best for NU player since Bill Johnson's 18.2 mark in 1953-54...Oklahoma State's addition to the league made the Big Seven the Big Eight.

1959-60

Overall Record: 7-17
 Conference: 4-10 in Big Eight (t-7th)
 Home: 6-5 (4-3) Away: 1-12 (0-7)
 Coach: Jerry Bush

H 12/5	Air Force	W	68	54
H 12/7	Minnesota	W	76	66
H 12/14	Notre Dame	L	62	70
H 12/17	Michigan State (20T)	L	80	82
A 12/19	Oregon State	L	60	63
N* 12/21	Oregon State	L	65	67
A 12/23	Montana State	L	58	64

Big Eight Holiday Tournament

KC 12/26	Colorado	L	55	64
KC 12/29	Kansas State	L	63	71
KC 12/30	Missouri	W	78	67
A 1/4	Iowa State	L	53	57
H 1/9	Kansas	L	47	60
A 1/11	Missouri	L	61	69
A 1/16	Colorado (OT)	L	57	62
H 1/30	Colorado	L	54	58
H 2/1	Missouri	W	64	59
A 2/6	Oklahoma State	L	47	52
A 2/8	Oklahoma	L	54	63
H 2/13	Iowa State	W	69	49
H 2/20	Kansas State	W	70	60
H 2/22	Oklahoma	L	49	50
H 2/27	Oklahoma State	W	54	47
A 3/5	Kansas State	L	74	83
A 3/7	Kansas	L	74	79

*Portland, Ore.
 Season Notes: After a 2-0 start, NU lost seven straight and 12 of its next 13 games and went on to finish 7-17...Herschell Turner was a first-team All-Big Eight performer after leading team in scoring (15.9) and rebounding (8.0) for second straight season... Turner became first 1,000-point scorer in school history with 1,056 points.

1960-61

Overall Record: 10-14
 Conference: 4-10 in Big Eight (6th)
 Home: 7-5 (3-4) Away: 3-9 (1-6)
 Coach: Jerry Bush

H 12/1	Northern Iowa	W	78	68
H 12/3	Wichita State	L	63	65
H 12/7	Utah State	W	65	60
H 12/13	Denver	W	77	52
A 12/17	Detroit (3)	L	62	71
A 12/19	Cincinnati	L	60	75
H 12/21	Arizona	W	79	55

Big Eight Holiday Tournament

KC 12/28	Kansas	L	53	78
KC 12/29	Missouri	W	90	72
KC 12/30	Oklahoma State	W	70	61
H 1/7	Missouri	W	62	48
H 1/9	Colorado (OT)	W	65	61
A 1/14	Colorado*	L	51	66
H 1/21	Iowa State	L	58	66
A 2/4	Oklahoma State	L	47	55
A 2/6	Oklahoma	L	58	69
H 2/11	Kansas	L	33	38



Herschell Turner (left) earned third-team All-America honors under Coach Jerry Bush in 1959. Turner was also a two-time All-Big Eight performer for the Huskers.

A	2/13	Iowa State.....	L	62	68
H	2/18	Oklahoma State.....	L	61	65
H	2/20	Oklahoma.....	W	83	61
A	2/25	Kansas.....	W	69	68
H	2/27	Kansas State (8).....	L	67	77
A	3/4	Kansas State (7).....	L	56	75
A	3/6	Missouri.....	L	76	97

*CU won game, but later forfeited

Season Notes: After back-to-back wins over Oklahoma and Kansas in late February, Huskers stood 10-11 and needed two wins in final three games to secure first winning season since 1949-50, but NU lost all three games to finish 10-14...Tom Russell led NU in both scoring (12.5) and rebounding (9.7).

1961-62

Overall Record: 9-16

Conference: 5-9 in Big Eight (t-5th)

Home: 5-5 (2-5) Away: 4-11 (3-4)

Coach: Jerry Bush

A	12/4	Wichita State.....	L	49	79
H	12/7	Southern Methodist.....	W	63	60
A	12/9	Air Force.....	L	49	58
H	12/11	Notre Dame.....	W	65	61
H	12/16	Ohio.....	W	81	64
A	12/20	Wyoming.....	L	70	71
A	12/22	California.....	L	49	50
A	12/23	Stanford.....	L	59	72

Big Eight Holiday Tournament

KC	12/27	Kansas State (5).....	L	48	60
KC	12/29	Oklahoma State.....	W	52	51
KC	12/30	Kansas.....	L	68	69
A	1/6	Kansas.....	W	69	67
H	1/10	Oklahoma.....	W	57	56
H	1/13	Colorado.....	L	56	58
A	1/20	Iowa State.....	L	72	84
A	2/3	Kansas State (4).....	L	53	72
H	2/5	Oklahoma State.....	W	57	56
A	2/10	Colorado.....	L	63	74
H	2/12	Iowa State.....	L	66	79
A	2/17	Missouri.....	W	65	63
H	2/21	Kansas.....	L	70	73
H	2/24	Missouri.....	L	63	81
A	3/3	Oklahoma State.....	L	64	65
A	3/5	Oklahoma (OT).....	W	71	69
H	3/7	Kansas State (3).....	L	60	84

Season Notes: Six losses by three or fewer points gave Huskers 9-16 record rather than 15-10 mark... for second straight season, Tom Russell led NU in both scoring (16.5) and rebounding (8.0)... Russell also ranked seventh nationally in field goal percentage at .560...Russell scored then-school-record 38 points in Huskers' 73-70 homecourt loss to Kansas.

1962-63

Overall Record: 6-19

Conference: 1-13 in Big Eight (8th)

Home: 4-9 (1-6) Away: 2-10 (0-7)

Coach: Jerry Bush

A	12/1	Texas Tech.....	W	68	66
A	12/3	Houston.....	L	61	68
H	12/8	Air Force.....	W	43	39
H	12/10	Northern Iowa.....	W	78	59
H	12/15	Denver.....	L	54	63
H	12/17	Miami (Ohio).....	W	72	69
H	12/21	Southern California.....	L	49	58
H	12/22	Southern California.....	L	53	55

Big Eight Holiday Tournament

KC	12/26	Iowa State.....	L	68	82
KC	12/28	Colorado.....	L	47	59
KC	12/29	Oklahoma.....	W	93	86
H	1/7	Colorado.....	L	47	75
A	1/12	Kansas State.....	L	53	66
A	1/19	Kansas.....	L	53	72
H	2/2	Kansas State.....	L	60	72
A	2/4	Iowa State.....	L	69	83
H	2/9	Missouri.....	L	61	69
H	2/11	Iowa State.....	L	54	75
A	2/16	Oklahoma State.....	L	41	51
A	2/18	Oklahoma.....	L	77	84

H	2/23	Kansas.....	L	39	45
H	2/25	Oklahoma State.....	W	49	48
H	3/2	Oklahoma.....	L	75	77
A	3/4	Colorado.....	L	51	80
A	3/6	Missouri.....	L	72	84

Season Notes: After a 4-2 start, NU lost 14 of next 15 games, including 10 straight to open Big Eight Conference play...Huskers avert winless conference record and snap 10-game losing streak with 49-48 win over Oklahoma State late in February... season was last for Coach Jerry Bush, who resigned following the season after nine years at the helm... the 19 losses were most ever in one year for a Husker team...Daryl Petsch led team in scoring with 14.8 average, while Charlie Jones was club's top rebounder (8.2).

1963-64

Overall Record: 7-18

Conference: 5-9 in Big Eight (t-6th)

Home: 6-5 (4-3) Away: 1-13 (1-6)

Coach: Joe Cipriano

H	12/2	Wyoming.....	W	79	72
A	12/6	Michigan (8).....	L	55	80
A	12/7	Purdue.....	L	75	81
H	12/9	Texas Tech.....	L	60	76
H	12/14	Houston.....	L	58	64
A	12/20	Southern California.....	L	73	79
A	12/21	Southern California.....	L	64	79

Big Eight Holiday Tournament

KC	12/26	Kansas State.....	L	78	100
KC	12/28	Oklahoma.....	L	66	75
KC	12/30	Colorado.....	L	58	80
A	1/6	Iowa State.....	W	55	52
H	1/11	Missouri (OT).....	W	74	69
A	1/14	Kansas.....	L	48	74
H	1/18	Oklahoma City.....	W	74	65
A	2/1	Missouri.....	L	60	78
H	2/3	Kansas State (OT).....	L	66	73
H	2/8	Oklahoma (2OT).....	W	76	69
H	2/10	Oklahoma State.....	W	54	53
H	2/15	Colorado.....	L	52	60
A	2/17	Kansas State.....	L	48	50
H	2/22	Iowa State.....	W	57	55
H	2/24	Kansas.....	L	55	64
A	2/29	Oklahoma State.....	L	45	81
A	3/2	Oklahoma.....	L	76	82
A	3/9	Colorado.....	L	73	89

Season Notes: After guiding Idaho to a 22-5 record in 1962-63, Joe Cipriano was tabbed as the Huskers' 22nd basketball coach, replacing Jerry Bush, who resigned after the 1962-63 season...NU scored 79-72 win over Wyoming in Cipriano's debut, then lost nine straight before opening Big Eight play with a 55-52 win at Iowa State...Charlie Jones led NU in scoring (12.9) and rebounding (6.8).

1964-65

Overall Record: 10-15

Conference: 5-9 in Big Eight (t-6th)

Home: 8-4 (3-4) Away: 2-11 (2-5)

Coach: Joe Cipriano

A	12/3	Wyoming.....	L	68	94
H	12/5	Purdue.....	W	96	85
H	12/7	South Dakota.....	W	74	63
H	12/12	Michigan (1).....	W	74	73
A	12/18	Texas.....	L	73	77
A	12/20	Texas Tech.....	L	78	82
H	12/21	California.....	W	87	80
H	12/22	California.....	W	63	59

Big Eight Holiday Tournament

KC	12/28	Colorado.....	L	52	70
KC	12/29	Oklahoma State.....	L	61	74
KC	12/30	Iowa State.....	L	62	69
H	1/4	Kansas.....	L	56	66
A	1/9	Oklahoma State.....	L	54	93
A	1/11	Oklahoma.....	L	82	89
H	1/18	Iowa State.....	W	88	77
H	1/23	Oklahoma State.....	L	53	55
A	2/6	Colorado.....	L	52	62
A	2/9	Kansas State.....	W	62	57
H	2/13	Colorado.....	W	66	59
A	2/15	Missouri.....	L	74	92
A	2/20	Iowa State.....	W	69	65
A	2/23	Kansas.....	L	62	71
H	2/27	Oklahoma.....	W	67	63
A	3/2	Missouri.....	L	66	84
H	3/8	Kansas State.....	L	67	79

Season Notes: Fred Hare's buzzer-beater gave Huskers 74-73 homecourt upset win over top-ranked Michigan...Hare led NU in both scoring (15.2 ppg) and rebounding (7.4 rpg)...NU started 5-3, then dropped six straight and nine of its next 10 to assure 15th straight losing season.

1965-66

Overall Record: 20-5

Conference: 12-2 in Big Eight (2nd)

Home: 11-0 (7-0) Away: 9-5 (5-2)

Coach: Joe Cipriano

A	12/1	Wisconsin.....	W	101	88
H	12/7	Oregon State.....	W	75	63
A	12/10	California.....	L	71	87
A	12/11	California.....	W	70	68
H	12/14	Texas.....	W	75	64
H	12/18	South Dakota.....	W	77	60
H	12/20	Stanford.....	W	71	67

Big Eight Holiday Tournament

KC	12/27	Missouri (OT).....	W	69	67
KC	12/29	Oklahoma.....	W	92	79
KC	12/30	Kansas.....	L	61	71
A	1/4	Iowa State.....	W	76	74
H	1/8	Missouri.....	W	82	60
A	1/15	Kansas State.....	W	82	71

H	1/18	Kansas (6).....	W	83	75
H	1/22	Oklahoma.....	W	86	78
A	2/5	Oklahoma State (OT).....	W	45	41
A	2/7	Oklahoma.....	W	85	81
A	2/8	9/Oklahoma City (OT).....	L	81	85
H	2/12	9/Iowa State.....	W	81	70
H	2/19	9/Missouri.....	W	71	53
H	2/21	9/Colorado.....	W	70	63
A	2/26	8/Kansas (6).....	L	73	110
H	3/1	9/Kansas State.....	W	79	69
A	3/5	Colorado.....	L	88	95
H	3/7	Oklahoma State.....	W	85	64

Season Notes: The frustration of 15 straight losing seasons was wiped out in the Big Red's 20-5 campaign that ended one win short of a share of the school's first league title in some 15 years... NU headed into the final week of conference play tied with Kansas for the league's top spot, but a loss at Colorado ended the Huskers' title hopes... Huskers posted only second 20-win season in school history, first in 45 seasons...NU moved into the wire service polls, was rated as high as eighth and finished 11th in the final United Press International listing...Grant Simmons was first-team All-Big Eight pick and landed a spot on the USBWA District V all-star team...Stuart Lantz finished second in Big Eight sophomore-of-the-year voting to KU standout Jo Jo White...NU topped century mark for first time ever in 101-88 victory at Wisconsin to open season; later made first appearance in Big Eight Holiday Tournament championship game.

1966-67

Overall Record: 16-9

Conference: 10-4 in Big Eight (t-2nd)

Home: 10-1 (6-1) Away: 6-8 (4-3)

Coach: Joe Cipriano

H	12/2	Oregon.....	W	79	56
A	12/7	Wyoming.....	L	98	102
H	12/10	Pacific.....	W	90	78
H	12/12	Washington State.....	W	100	75
H	12/13	Washington State.....	W	80	78
Vanderbilt Invitational*					
N	12/16	La Salle*.....	L	76	99
N	12/17	Portland*.....	W	71	69

Big Eight Holiday Tournament

KC	12/27	Kansas State.....	L	81	98
KC	12/29	Oklahoma State.....	W	73	64
KC	12/30	Colorado.....	L	66	73
A	1/7	Oklahoma State.....	W	67	57
A	1/9	Oklahoma.....	L	87	99
H	1/14	Colorado.....	W	84	80
H	1/26	Oklahoma.....	W	97	78
H	1/28	Missouri.....	W	99	82
A	2/4	Kansas State.....	W	67	59
A	2/7	Kansas (7).....	L	58	84
H	2/11	Iowa State.....	W	94	82



The 1966-67 Huskers went 16-9 and reach the NIT for the school's first-ever postseason berth.



Tom Baack (left) and Stu Lantz (right) gave Nebraska two 1,000-point scorers at the same time. The duo helped the Huskers post a 51-24 record, including a 20-win season in 1965-66.

A	2/18	Iowa State	W	76	65
H	2/25	Kansas State	W	79	71
A	2/28	Missouri	W	80	73
H	3/4	Kansas (4)	L	57	64
H	3/6	Oklahoma State	W	88	71
A	3/11	Colorado	L	57	64

National Invitation Tournament
 N^A 3/13 Marshall..... L 88 119
 *Nashville, Tenn.; *New York City, N.Y.

Season Notes: The Big Eight preseason favorite, Nebraska finished second in the league race, three games back of first-place Kansas...Huskers landed first National Invitation Tournament bid ever, but dropped a 119-88 decision to Marshall in the first round at Madison Square Garden...NU posted back-to-back winning seasons for first time since 1948-49 and 1949-50 campaigns...Stuart Lantz earned first-team All-Big Eight recognition and landed a spot on the USBWA District V all-star squad...Tom Baack and Nate Branch were second-team all-league picks...school-record 20-game homecourt win string snapped by Kansas in late February...after season, Coach Cipriano took Huskers on 13-game Latin America tour.

1967-68

Overall Record: 15-10
 Conference: 8-6 in Big Eight (t-3rd)
 Home: 9-1 (6-1) Away: 6-9 (2-5)
 Coach: Joe Cipriano

H	12/4	Cal State Fullerton	W	111	74
H	12/5	South Dakota	W	94	61
A	12/8	Washington State	L	70	93
A	12/9	Washington State	W	91	76
A	12/11	Hawaii	L	74	82
A	12/13	Hawaii	L	72	86
A	12/20	Michigan State	L	70	74
H	12/23	Wyoming	W	82	74

Big Eight Holiday Tournament

KC	12/28	Oklahoma	W	75	65
KC	12/29	Oklahoma State	W	48	46
KC	12/30	Kansas State	W	66	62
A	1/5	Iowa State	L	70	85
A	1/9	Kansas State	L	62	78
H	1/13	Missouri	W	75	66
H	1/27	Oklahoma	W	110	90

H	2/1	Colorado	W	87	73
A	2/3	Oklahoma State	W	63	62
A	2/5	Oklahoma	W	89	83
H	2/10	Kansas State	W	92	68
A	2/17	Kansas	L	60	71
H	2/19	Oklahoma State	W	82	73
A	2/24	Colorado	L	73	75
H	2/27	Kansas	W	76	69
H	3/1	Iowa State (OT)	L	92	93
A	3/7	Missouri	L	70	91

Season Notes: For the first time ever, NU had two 1,000-point career scorers on the floor at the same time, as Tom Baack and Stuart Lantz reached that plateau during the 1967-68 campaign...Baack finished three-year career with a then-school-record 1,293 points and would later become Husker assistant coach...Lantz logged 1,266 points over his three-year career and was a first-team All-Big Eight pick and a District V all-star as a senior...Lantz was a third-round draft pick of the National Basketball Association's San Diego Rockets and would go on to play eight seasons of pro hoops...Baack was a 10th-round pick of the Detroit Pistons...NU won its first Big Eight Holiday title, scoring wins over Oklahoma, Oklahoma State and Kansas State...Huskers' post third straight .500 or better record, a feat the school hadn't accomplished since a three-year string from 1929 through 1931.

1968-69

Overall Record: 12-14
 Conference: 5-9 in Big Eight (t-6th)
 Home: 8-3 (4-3) Away: 4-11 (1-6)
 Coach: Joe Cipriano

H	11/30	Wisconsin	W	68	55
A	12/6	Oregon State	L	67	79
A	12/7	Oregon	W	85	77
H	12/10	Wichita State (30T)	W	94	92
H	12/14	Augustana (S.D.)	W	73	56
H	12/16	Michigan State	W	73	59

Sun Devil Classic*

A	12/20	Arizona State*	L	76	83
N	12/21	California* (15)	L	73	86
A	12/23	Arizona	L	63	68

Big Eight Holiday Tournament

KC	12/26	Kansas (8)	L	56	82
----	-------	------------	---	----	----

KC	12/28	Oklahoma	W	70	47
KC	12/30	Missouri	W	76	70
H	1/4	Kansas (5)	L	52	56
A	1/7	Kansas State	L	72	95
A	1/25	Iowa State (OT)	L	93	99
H	1/27	Oklahoma State	L	52	76
H	2/1	Missouri	W	87	71
H	2/3	Oklahoma	W	90	83
A	2/8	Colorado (20)	L	81	83
A	2/11	Missouri	L	60	79
H	2/15	Iowa State (OT)	L	74	75
A	2/22	Kansas (16)	L	73	79
H	2/24	Colorado (18)	W	79	65
H	3/1	Kansas State	W	88	71
A	3/6	Oklahoma State	L	63	72
A	3/8	Oklahoma	W	70	64

*Tempe, Ariz.
 Season Notes: Leroy Chalk led Big Eight in field goal percentage with a .538 mark and grabbed a then-school-record 257 rebounds...another sophomore, Marvin Stewart, led NU in scoring with a 14.6 average...Huskers started Big Eight play 0-4, then went 5-5 in final 10 league games.

1969-70

Overall Record: 16-9
 Conference: 7-7 in Big Eight (t-3rd)
 Home: 10-1 (6-1) Away: 6-8 (1-6)
 Coach: Joe Cipriano

H	12/1	California-Irvine	W	76	73
A	12/4	Augustana (S.D.)	W	75	56
A	12/6	Wichita State (OT)	W	81	79
H	12/9	Duquesne (7)	W	82	77
A	12/12	Houston*	L	82	112
N	12/13	Texas A&M*	W	78	69
H	12/15	Northern Michigan	W	92	68
H	12/20	Arizona	W	79	69

Big Eight Holiday Tournament

KC	12/27	Colorado	L	60	72
KC	12/29	Iowa State	W	74	66
KC	12/30	Kansas (16)	W	78	73
A	1/6	Iowa State	L	70	72
H	1/13	Kansas State	L	64	71
H	1/17	Colorado	W	60	58
A	1/31	Oklahoma	W	70	60
A	2/2	Oklahoma State	L	58	81
H	2/7	Kansas	W	84	73
A	2/10	Colorado	L	59	76
H	2/14	Missouri	W	60	48
A	2/17	Kansas	L	87	100
A	2/21	Kansas State (18)	L	62	69
H	2/23	Oklahoma	W	79	66
A	2/28	Missouri	L	63	80
H	3/2	Oklahoma State	W	61	55
H	3/7	Iowa State	W	87	81

*Houston, Texas
 Season Notes: Huskers won nine of first 11 games, and went 7-7 in Big Eight to finish 16-9 overall... Tom Scantlebury led team in scoring with a 14.5 average, but junior Marvin Stewart, the Huskers' top point producer in 1968-69, averaged 14.3 points through 14 games, then missed last 11 games because of academic problems...Leroy Chalk led team in rebounding for second straight season with a 9.4 average.

1970-71

Overall Record: 18-8
 Conference: 8-6 in Big Eight (4th)
 Home: 10-2 (5-2) Away: 8-6 (3-4)
 Coach: Joe Cipriano

A	12/1	Wyoming	W	68	63
H	12/5	Iowa	W	73	71
H	12/7	Northern Iowa	W	95	71
A	12/11	Texas Christian	W	69	64
A	12/12	Southern Methodist	L	75	80
H	12/14	Nevada-Reno	W	116	71

Husker Classic*

H	12/18	Miami*	W	85	58
H	12/19	Colorado State*	W	69	65
A	12/23	Wichita State	W	72	71

Big Eight Holiday Tournament

KC	12/28	Oklahoma State	W	71	58
KC	12/29	Colorado	W	77	67
KC	12/30	Kansas (12)	L	52	72
A	1/9	Kansas State	L	69	70
H	1/16	Iowa State	W	84	62
H	1/30	Oklahoma State	W	80	59
A	2/1	Oklahoma	L	67	79
H	2/6	Kansas (5)	L	67	81
A	2/9	Iowa State (OT)	W	69	67
H	2/13	Missouri	W	81	72
A	2/16	Colorado	W	65	63
A	2/20	Oklahoma State	W	57	55
H	2/22	Oklahoma	L	56	65
H	2/27	Missouri	L	65	77
H	3/2	Kansas State	W	87	71
H	3/6	Colorado	W	85	71
A	3/13	Kansas (5)	L	54	59

Season Notes: Marvin Stewart became first NU player to average 20 points in a season, finishing with school-record 21.4 point-per-game average... Stewart led Big Eight in free-throw percentage at .824, became third NU player to top 1,000-point plateau for career, finished with 1,138 points... Stewart was first-team All-Big Eight pick and was named to all-tourney team at Big Eight Holiday Tournament...Chuck Jura hit then-school-record and Big Eight-best .592 from field...NU won own Husker Classic and later advanced to title game of Big Eight Holiday Tournament for third time ever (lost to KU in title game, 72-52)...Cipriano became first 100-game winner in school history with Huskers' 69-64 win at Texas Christian...Moe Iba joined Cip's staff as freshman coach...KU won Big Eight title with 14-0 record, first unbeaten champ since Kansas State in 1958-59.

1971-72

Overall Record: 14-12
 Conference: 7-7 in Big Eight (4th)
 Home: 11-3 (6-1) Away: 3-9 (1-6)
 Coach: Joe Cipriano

H	12/1	Wyoming	W	81	63
H	12/3	San Diego State	L	61	63
H	12/4	Wichita State	L	61	74
A	12/6	Duquesne	L	53	75
H	12/11	Southern Methodist	W	84	76

Husker Classic*

H	12/17	Idaho*	W	90	49
H	12/18	La Salle*	W	75	60
A	12/21	Iowa	L	77	86
H	12/23	San Jose State	W	80	63

Big Eight Holiday Tournament

KC	12/27	Missouri	L	64	76
KC	12/29	Oklahoma State	W	64	56
KC	12/30	Oklahoma	W	84	68
H	1/8	Oklahoma State	W	73	59
H	1/10	Oklahoma	W	77	70
H	1/15	Colorado	W	67	55
A	1/26	Oklahoma State	W	64	63
A	1/29	Kansas (OT)	L	55	57
H	2/1	Kansas State	W	61	60
A	2/7	Oklahoma	L	70	72
H	2/12	Iowa State	W	76	71
A	2/15	Missouri (15)	L	65	80
H	2/19	Kansas	W	99	78
A	2/26	Colorado	L	57	67
H	3/4	Missouri (19)	L	54	61
A	3/6	Iowa State	L	67	76
A	3/11	Kansas State (OT)	L	76	81

Season Notes: Center Chuck Jura was first-team All-Big Eight pick and first-team academic All-Big Eight...Jura led NU in scoring (21.2) and rebounding (11.7)...rebound average was school record and topped Big Eight...Jura finished his career with totals of 1,255 points and 740 rebounds...NU won Husker Classic for second straight season.

1972-73

Overall Record: 9-17
 Conference: 4-10 in Big Eight (1-6th)
 Home: 4-5 (2-5) Away: 5-12 (2-5)
 Coach: Joe Cipriano

H 11/24	North Texas.....	W	64	46
A 12/1	Wyoming.....	L	59	65
Mountaineer Classic*				
N 12/8	California*.....	L	50	75
N 12/9	Air Force*.....	W	57	53
H 12/11	Texas Christian.....	W	72	58
Kentucky Invitational**				
A 12/15	Kentucky**.....	L	60	85
N 12/16	Colorado State**.....	L	51	57
Big Eight Holiday Tournament				
KC 12/27	Iowa State.....	L	64	75
KC 12/29	Kansas.....	W	74	72
KC 12/30	Oklahoma State.....	L	73	75
N 1/4	Georgia State***.....	W	63	54
N 1/6	North Carolina**** (9).....	L	62	79
H 1/13	Oklahoma State.....	L	55	68
H 1/15	Oklahoma.....	W	74	67
H 1/27	Missouri (7).....	L	65	78
A 1/30	Iowa State.....	L	60	81
H 2/3	Kansas State (18).....	L	55	82
H 2/6	Colorado.....	L	59	67
A 2/10	Kansas.....	W	59	46
A 2/17	Oklahoma.....	L	59	67
A 2/19	Oklahoma State.....	W	76	64
H 2/24	Kansas.....	W	62	59
H 2/27	Iowa State.....	L	76	82
A 3/3	Kansas State (16).....	L	70	97
A 3/6	Colorado.....	L	63	71
A 3/10	Missouri (15).....	L	70	86

*Morgantown, W.Va.; **Lexington, Ky.; ***Decatur, Ga.; ****Greensboro, N.C.
 Season Notes: Without departed All-Big Eight center Chuck Jura, Huskers finished 9-17...NU's last losing season until 1987-88...freshman Jerry Fort led NU in scoring with 14.5 ppg, first Husker frosh ever to lead team in that department.

1973-74

Overall Record: 14-12
 Conference: 7-7 in Big Eight (4th)
 Home: 11-2 (5-2) Away: 3-10 (2-5)
 Coach: Joe Cipriano

H 12/1	Wyoming.....	W	70	62
H 12/3	Minnesota-Duluth.....	W	77	50
Vanderbilt Invitational*				
A 12/7	Vanderbilt*.....	L	58	82
N 12/8	Middle Tennessee St.*.....	L	65	76
H 12/11	Georgia State (OT).....	W	78	75
H 12/14	NW Missouri State.....	W	67	54
H 12/15	MacMurray.....	W	76	50
H 12/20	Northern Iowa.....	W	73	55
Big Eight Holiday Tournament				
KC 12/27	Kansas State (18).....	L	47	68
KC 12/28	Oklahoma State.....	W	69	62
KC 12/29	Kansas.....	L	66	75
A 1/7	Wichita State.....	L	58	66
A 1/12	Kansas.....	L	64	79
H 1/19	Oklahoma.....	W	63	58
H 1/22	Kansas State.....	L	65	73
A 1/26	Oklahoma State.....	L	66	79
A 1/28	Oklahoma.....	L	63	85
H 2/5	Iowa State (3OT).....	W	91	88
H 2/9	Missouri.....	W	75	58
A 2/12	Colorado.....	L	64	65
A 2/16	Missouri.....	W	88	87
H 2/23	Oklahoma State.....	W	71	63
H 2/26	Kansas (15).....	L	46	51
A 3/2	Kansas State.....	W	58	54
H 3/5	Colorado.....	W	65	42
A 3/9	Iowa State.....	L	58	76

*Nashville, Tenn.
 Season Notes: Sophomore guard Jerry Fort led NU in scoring for second straight season with 18.0 average and was first-team All-Big Eight pick...Huskers toured Italy following season and finished 2-5 on their three-week journey.

1974-75

Overall Record: 14-12
 Conference: 7-7 in Big Eight (4th)
 Home: 8-3 (5-2) Away: 6-9 (2-5)
 Coach: Joe Cipriano

H 11/30	South Dakota State.....	W	87	72
Sun Devil Classic*				
N 12/6	Long Beach State*.....	W	67	55
A 12/7	Arizona State*.....	L	62	83
A 12/10	North Texas.....	W	69	56
H 12/14	Wichita State.....	W	78	65
H 12/17	San Jose State.....	L	66	80
Indiana Classic**				
N 12/20	Southern Methodist**.....	W	69	67
A 12/21	Indiana** (2).....	L	60	97
H 12/23	Vanderbilt.....	W	81	66
Big Eight Holiday Tournament				
KC 12/26	Oklahoma (18).....	W	75	64
KC 12/28	Kansas.....	L	62	63
KC 12/30	Kansas State.....	L	63	80
H 1/18	Kansas State.....	W	74	61
A 1/22	Oklahoma.....	W	68	61
H 1/25	Colorado.....	W	85	59
H 1/29	Oklahoma State.....	W	73	58
A 2/1	Missouri.....	L	74	88
A 2/5	Kansas.....	L	44	72
H 2/8	Iowa State.....	W	75	62
H 2/12	Oklahoma (OT).....	L	57	65
A 2/15	Colorado.....	L	61	62
A 2/19	Kansas State.....	L	64	65
H 2/22	Missouri.....	W	80	77
A 2/26	Oklahoma State.....	W	59	58
H 3/5	Kansas (20T).....	L	77	79
A 3/8	Iowa State.....	L	69	82

*Tempe, Ariz.; **Bloomington, Ind.
 Season Notes: For third straight season, Jerry Fort led NU in scoring at 20.2 points per game, and became only third Husker to ever average 20-plus points in season...Fort earned first-team All-Big Eight honors for second straight year...NU started Big Eight play 4-0, finished first half 5-2, but went 2-5 in second half...three of losses during second half of league schedule were by a combined four points...Fort scored then-school-record 40 points in Huskers' homecourt win over Missouri...his scoring outburst broke the old mark of 38 held by Tom Russell during the 1961-62 season.

1975-76

Overall Record: 19-8
 Conference: 10-4 in Big Eight (3rd)
 Home: 9-4 (5-2) Away: 10-4 (5-2)
 Coach: Joe Cipriano

H 11/28	Illinois.....	L	58	60
H 11/29	Northwestern.....	W	79	68
A 12/2	Iowa.....	L	65	72
H 12/6	Washington (20).....	L	63	75
H 12/10	St. Mary's (Calif.).....	W	68	57
Roadrunner Invitational*				
N 12/19	Pacific*.....	W	85	59
A 12/20	New Mexico State*.....	W	79	75
A 12/22	Vanderbilt.....	W	68	57
Big Eight Holiday Tournament				
KC 12/27	Kansas.....	L	66	69
KC 12/29	Oklahoma.....	W	75	53
KC 12/30	Oklahoma State.....	W	56	49
H 1/3	South Dakota.....	W	72	59
H 1/6	South Carolina.....	W	69	68
A 1/17	Kansas State.....	W	65	59
H 1/21	Oklahoma.....	W	68	67
A 1/24	Colorado.....	W	66	64
A 1/28	Oklahoma State.....	W	52	48
H 1/31	Missouri (13).....	L	57	62
H 2/4	Kansas.....	W	57	54
A 2/7	Iowa State.....	W	66	56
A 2/11	Oklahoma.....	L	60	65
H 2/14	Colorado.....	W	80	61
H 2/18	Kansas State.....	L	53	65
A 2/21	Missouri (OT, 14).....	L	84	95
H 2/28	Oklahoma State.....	W	60	54
A 3/3	Kansas.....	W	62	58
H 3/6	Iowa State.....	W	82	66

1976-77

Overall Record: 15-14
 Conference: 7-7 in Big Eight (5th)
 Home: 7-4 (5-2) Away: 8-10 (2-5)
 Coach: Joe Cipriano

H 11/27	Iowa.....	L	57	71
A 11/29	Washington (OT).....	W	59	58
A 12/1	Hawaii-Hilo.....	L	66	71
A 12/2	Hawaii.....	W	64	59
A 12/3	Hawaii.....	W	60	59
H 12/8	Minnesota.....	L	58	66
A 12/11	Illinois.....	L	63	67
H 12/13	NW Missouri State.....	W	88	53
A 12/20	Northwestern.....	W	71	68
H 12/22	Mankato State.....	W	64	61
Big Eight Holiday Tournament				
KC 12/28	Colorado.....	L	50	55
KC 12/29	Iowa State.....	W	75	55
KC 12/30	Oklahoma.....	W	66	56
A 1/3	South Carolina.....	L	49	54
H 1/8	Kansas State.....	L	52	57
H 1/12	Colorado.....	W	69	54
A 1/15	Iowa State.....	L	49	48
H 1/19	Oklahoma.....	L	58	65
A 1/22	Missouri.....	L	63	76
H 1/26	Kansas.....	W	60	57
H 1/29	Oklahoma State.....	W	66	54
A 2/2	Colorado.....	W	73	62

*Las Cruces, N.M.
 Season Notes: Jerry Fort was a first-team All-Big Eight selection for third straight season, finished career with then-NU-record 1,882 points...Huskers reached 19-win mark for first time since a 20-5 record in 1965-66...Larry Cox led the Big Eight and set an NU single-season record for field-goal percentage with a .672 mark...Cox shot a Big Eight-record .625 from the field for his career...as a team, the Huskers led the Big Eight and finished eighth nationally in scoring defense, yielding 62.8 points per game...NU says good-bye to the NU Coliseum, the home of Husker basketball since the 1925-26 season, with an 82-66 victory over Iowa State, March 6, 1975.

1977-78

Overall Record: 22-8
 Conference: 9-5 in Big Eight (2nd)
 Home: 14-2 (5-2) Away: 7-6 (4-3)
 Coach: Joe Cipriano


H 12/2	Missouri Southern.....	W	61	54
H 12/9	Creighton.....	W	65	58
H 12/10	South Dakota.....	W	74	64
H 12/12	Nevada-Reno.....	W	67	50
H 12/16	California-Davis.....	W	69	64
H 12/17	Mississippi.....	W	80	70
A 12/19	Minnesota.....	W	63	49
H 12/21	Western Illinois.....	W	73	72
H 12/23	Montana State.....	W	104	60
Big Eight Holiday Tournament				
KC 12/27	Oklahoma State.....	W	70	58
KC 12/29	Kansas State.....	L	60	69
KC 12/30	Oklahoma.....	W	75	68
A 1/7	Kansas State.....	W	77	63
A 1/11	Colorado.....	L	64	73
H 1/14	Iowa State.....	L	59	65
A 1/18	Oklahoma.....	W	78	64
H 1/21	Missouri.....	W	56	55

Season Notes: After some 50 years of play in the NU Coliseum, Nebraska moved into the 15,000-seat NU Sports Complex, which would later be renamed the Bob Devaney Sports Center after the Huskers' longtime football coach and athletic director... Huskers led the Big Eight and ranked sixth nationally in scoring defense at 61.1 points per game, lowest since 1958-59 squad allowed 60.2 points per game... Nebraska and Creighton met for the first time since the 1931-32 season...first year Big Eight sponsored a season-ending tournament to determine league's automatic bid to the NCAA Tournament.



Joe Cipriano guided the Husker basketball program for 17 years and won 254 games before passing away in 1980. Cipriano led the Huskers to its first three postseason berths in school history.

HAMMOND HUSTLERS



CARL MCPiPE



BRIAN BANKS

The nickname given to Hammond, Ind., natives Brian Banks and Carl McPipe during their Husker careers. Two of six 1,000-point scorers from the state of Indiana, McPipe is 12th on the Husker career scoring list and eighth on the career rebounding chart, while Banks is 19th on Nebraska's all-time scoring list with 1,150 points.

H	1/25	Kansas (8)	W	62	58
H	1/28	Oklahoma State	W	63	57
H	2/1	Colorado	W	86	75
A	2/4	Iowa State	W	62	56
H	2/8	19/Kansas State	W	63	50
A	2/11	19/Missouri	L	52	74
H	2/15	Oklahoma	L	68	74
A	2/18	Kansas (6)	L	70	75
A	2/25	Oklahoma State	W	67	56
Big Eight Tournament ^A					
N	2/28	Oklahoma State	W	71	63
N	3/3	Missouri	L	58	61
National Invitation Tournament					
H	3/8	Utah State	W	67	66
A	3/15	Texas (17)	L	48	67

^AKansas City, Mo.

Season Notes: Nebraska earned first postseason tournament bid since 1966-67, and advanced to second round of NIT before being knocked out by champion Texas...NU tied school record for season victories and its second-place league finish was its highest since 1965-66 season...Brian Banks earned first-team All-Big Eight honors, while Carl McPipe was named one of 12 All-America centers, by Citizens Saving Athletic Foundation...NU led Big Eight and ranked eighth nationally in scoring defense, allowing 62.9 ppg...NU was only Big Eight team to beat league champion Kansas...Coach Cipriano picked up his 200th win at NU with Huskers' victory over Missouri Southern.

1978-79

Overall Record: 14-13					
Conference: 7-7 in Big Eight (5th)					
Home: 9-2 (6-1) Away: 5-11 (1-6)					
Coach: Joe Cipriano					
A	11/24	Alabama-Birmingham	W	64	55
H	11/25	Arkansas Tech	W	70	59
H	11/28	Minnesota	W	58	48
H	12/2	Purdue	L	47	58
A	12/9	Creighton	L	61	78
H	12/13	Sacramento State	W	91	56
N	12/16	Mississippi*	L	67	70
Rebel Roundup**					
N	12/22	UC-Santa Barbara	W	75	55
A	12/23	UNLV (18)	L	63	79
Big Eight Holiday Tournament					
KC	12/28	Missouri (OT)	W	58	56
KC	12/29	Colorado	L	61	74
KC	12/30	Oklahoma	W	69	53

A	1/6	Iowa State	W	72	68
A	1/13	Colorado	L	61	64
H	1/17	Kansas State	W	55	53
A	1/20	Missouri	L	60	76
H	1/24	Oklahoma	W	74	56
H	1/27	Kansas (OT)	W	66	64
A	1/31	Oklahoma State	L	57	66
H	2/3	Colorado	W	79	52
A	2/7	Kansas State	L	46	58
H	2/10	Iowa State	L	46	48
A	2/14	Oklahoma	L	58	79
H	2/17	Missouri	W	76	64
A	2/21	Kansas	L	59	66
H	2/24	Oklahoma State	W	76	67

Big Eight Tournament

A 2/28 Kansas State (2OT)..... L 60 61
*Biloxi, Miss.; **Las Vegas, Nev.
Season Notes: Huskers led the Big Eight and ranked ninth nationally in team defense at 62.3 ppg...NU's 17-for-17 effort at the free-throw line at Oklahoma State stands as best single-game free-throw percentage mark in school history...Andre Smith was a second-team UPI All-Big Eight pick and led team in scoring at 13.5 ppg...Carl McPipe, one-half of the Huskers' "Hammond Hustlers," was named to USBWA District V all-star team and finished career with 1,300 points...the other half of the "Hammond Hustlers," Brian Banks, ended career with 1,150 points...final year of Big Eight Holiday Tournament, an event that started in 1946.

1979-80

Overall Record: 18-13					
Conference: 8-6 in Big Eight (t-2nd)					
Home: 14-2 (5-2) Away: 4-11 (5-2)					
Coach: Joe Cipriano					
Assistant Coach: Moe Iba					
H	11/30	South Dakota State	W	100	83
H	12/1	Portland State	W	74	52
H	12/3	Eastern Washington	W	82	68
H	12/8	Creighton	W	64	55
A	12/11	Purdue (9)	L	56	78
H	12/13	Cal State-Bakersfield	W	94	80
A	12/15	Minnesota	L	58	75
H	12/22	UAB (4OT)	W	92	84
Rainbow Classic*					
N	12/27	Wisconsin* (OT)	W	83	82
N	12/29	Hawaii*	L	55	67
N	12/30	Louisville* (12)	L	58	65
A	1/2	Idaho	L	55	64

H	1/4	Wisconsin-Oshkosh	W	96	72
H	1/5	Angelo State	W	83	70
A	1/9	Iowa State	W	58	50
H	1/12	Missouri (13)	L	63	84
H	1/16	Kansas	W	64	57
A	1/19	Colorado	W	53	44
H	1/23	Oklahoma State (OT)	W	74	73
A	1/26	Kansas State (2OT)	L	64	66
H	1/30	Oklahoma	W	59	58
A	2/2	Missouri (14)	L	60	73
A	2/5	Kansas	W	61	56
H	2/9	Iowa State	W	69	66
A	2/13	Oklahoma State	L	68	83
H	2/16	Colorado	L	55	56
H	2/20	Kansas State	W	70	58
A	2/23	Oklahoma	L	60	78

Big Eight Tournament

H	2/26	Oklahoma	W	75	68
N	2/29	Kansas State ^A	L	59	60
National Invitation Tournament					
A	3/6	Michigan	L	69	76

^AHonolulu, Hawaii; ^KKansas City, Mo.

Season Notes: Picked to finish sixth in a preseason poll of Big Eight media, NU wound up in second-place tie and earned its third NIT berth...Huskers' had longest game ever, a four-overtime affair, against Alabama-Birmingham...Joe Cipriano, who was stricken with cancer, was named UPI Big Eight Co-Coach of the Year with assistant Moe Iba, who guided Huskers in Cip's absence...Iba was tabbed AP Big Eight Coach of the Year and NABC District 12 Coach of the Year...Andre Smith led team in scoring for second straight season with a 19.4 average and was first-team AP/UPI All-Big Eight performer and AP honorable-mention All-American...Jack Moore was second-team AP All-Big Eight pick.

1980-81

Overall Record: 15-12					
Conference: 9-5 in Big Eight (t-2nd)					
Home: 11-4 (6-1) Away: 4-8 (3-4)					
Coach: Moe Iba					
H	11/28	Wyoming (OT)	L	59	62
H	11/29	Idaho	L	53	64
A	12/6	Creighton (OT)	L	61	66
H	12/9	Penn State	W	75	50
Utah Classic*					
N	12/12	Loyola Marymount*	W	67	66
A	12/13	Utah*	L	55	57
H	12/20	NW Missouri State	W	79	59
H	12/22	Colorado State	W	54	48
H	12/23	Montana	W	69	46
A	12/27	Ball State	L	62	67
A	12/30	Arkansas	L	52	64
H	1/5	Sonoma State	W	84	49
H	1/14	Kansas State	W	59	49
A	1/17	Oklahoma State	L	70	81
H	1/21	Colorado	L	59	62
H	1/24	Missouri	W	66	53
A	1/28	Iowa State	W	61	56
H	1/31	Kansas (18)	W	57	54
A	2/4	Oklahoma	W	71	59
H	2/7	Oklahoma State	W	62	54
A	2/11	Colorado	W	57	56
A	2/14	Kansas State	L	49	66
H	2/18	Iowa State	W	81	61
A	2/21	Missouri	L	45	55
A	2/25	Kansas	L	49	75
H	2/28	Oklahoma	W	90	63

Utah Classic*
N 12/12 Loyola Marymount* ...W 67 66
A 12/13 Utah* L 55 57
H 12/20 NW Missouri State W 79 59
H 12/22 Colorado State W 54 48
H 12/23 Montana W 69 46
A 12/27 Ball State L 62 67
A 12/30 Arkansas L 52 64
H 1/5 Sonoma State W 84 49
H 1/14 Kansas State W 59 49
A 1/17 Oklahoma State L 70 81
H 1/21 Colorado L 59 62
H 1/24 Missouri W 66 53
A 1/28 Iowa State W 61 56
H 1/31 Kansas (18) W 57 54
A 2/4 Oklahoma W 71 59
H 2/7 Oklahoma State W 62 54
A 2/11 Colorado W 57 56
A 2/14 Kansas State L 49 66
H 2/18 Iowa State W 81 61
A 2/21 Missouri L 45 55
A 2/25 Kansas L 49 75
H 2/28 Oklahoma W 90 63
Big Eight Tournament
H 3/3 Colorado L 66 70

Season Notes: Coach Joe Cipriano died after year-long battle with cancer three days before season opener, and Moe Iba was named Huskers' acting head coach...Iba was UPI Big Eight Coach of the Year for leading NU to its second straight second-place league finish...Andre Smith was AP/UPI Big Eight Player of the Year, first-team AP/UPI All-Big Eight selection, USBWA District V performer and an AP honorable-mention All-American...Smith led league in scoring for conference games only with a 19.5 average, while his .589 field-goal percentage

mark for all games topped league...Jack Moore was second-team AP All-Big Eight and a CoSIDA Second-Team Academic All-American...Moore led league in free-throw percentage (.922)...Devaney Center-record crowd of 15,038 watched NU stop Oklahoma State, 62-54.

1981-82

Overall Record: 16-12					
Conference: 7-7 in Big Eight (t-4th)					
Home: 11-3 (5-2) Away: 5-9 (2-5)					
Coach: Moe Iba					
A	11/27	Wyoming	L	48	62
H	11/30	UW-Stevens Point	W	74	45
H	12/5	Creighton	W	86	46
H	12/7	South Dakota State	W	70	51
A	12/9	Baylor	W	64	63
H	12/19	Ball State	W	71	57
A	12/21	Penn State	L	58	60
A	12/23	Colorado State (OT)	L	51	58
Holiday Classic*					
N	12/28	Air Force*	W	63	47
A	12/29	Northern Iowa*	W	53	42
H	1/6	Sacramento State	W	93	61
H	1/9	Arkansas (11)	L	50	51
H	1/13	Kansas	W	75	55
H	1/16	Missouri (2)	L	42	44
A	1/20	Oklahoma State	L	50	52
H	1/23	Iowa State	W	60	47
A	1/27	Oklahoma	L	48	51
A	1/30	Colorado	W	74	57
H	2/3	Kansas State (t19)	L	64	75
A	2/6	Missouri (1)	W	67	51
H	2/10	Oklahoma State	W	75	63
A	2/13	Kansas	L	63	66
H	2/15	Oklahoma	W	65	51
A	2/20	Iowa State	L	61	63
H	2/24	Colorado	W	79	57
A	2/27	Kansas State	L	50	67

Big Eight Tournament

H	3/2	Oklahoma State	W	60	49
N	3/5	Missouri ^A (5)	L	53	58

*Cedar Falls, Iowa; ^KKansas City, Mo.

Season Notes: NU scored one of its biggest wins ever, a 67-51 victory at 19-0 and No. 1 Missouri...Jack Moore earned Naismith Award, given annually to nation's best player under 6-0 tall, and was AP/UPI first-team All-Big Eight pick and third-team UPI All-American...Moore joined 1,000-point club, finishing career with 1,204 points...Moore hit Big Eight-record .939 from free throw line for season, .901 mark for career was best ever by Big Eight performer and second-best all-time in NCAA Division I history at that time.

1982-83

Overall Record: 22-10					
Conference: 9-5 in Big Eight (t-3rd)					
Home: 17-1 (6-1) Away: 5-9 (3-4)					
Coach: Moe Iba					
H	11/26	Denver	W	94	58
A	11/29	Montana	L	51	61
A	12/4	Creighton	W	65	62
H	12/8	UMKC	W	69	50
H	12/11	Baylor	W	59	56
H	12/18	Wyoming	W	68	57
H	12/20	Missouri Western	W	93	43
Hoosier Classic*					
N	12/29	Cornell*	W	66	56
N	12/30	Indiana* (1)	L	50	67
N	1/3	Arkansas** (11)	L	58	64
H	1/7	Mesa	W	94	57
H	1/15	SW Missouri State	W	98	46
A	1/18	Iowa State	W	59	54
A	1/22	Colorado	L	69	72
H	1/26	Kansas State	W	59	43
A	1/29	Missouri (13)	L	56	79
H	2/2	Oklahoma	W	60	59
H	2/5	Kansas	W	68	61
A	2/9	Oklahoma State (2OT)	L	63	71
H	2/12	Colorado	W	68	56
A	2/16	Kansas State	W	56	45



Jack Moore won the Pomeroy-Naismith Award in 1982 for the nation's top player under six feet. Moore totaled 1,204 points and 382 assists and 184 rebounds in his Husker career.

H	2/19	Iowa State	W	67	66	
A	2/24	Oklahoma	L	71	84	
H	2/26	Missouri (15)	L	51	54	
A	3/2	Kansas	W	60	58	
H	3/5	Oklahoma State	W	77	68	
Big Eight Tournament							
H	3/8	Iowa State	W	94	71	
N	3/11	Missouri [^]	(12)	L	63	69
National Invitation Tournament							
H	3/17	Tulane	W	72	65	
H	3/21	Iona	W	85	73	
H	3/24	Texas Christian	W	67	57	
NY	3/28	DePaul	L	58	68	

*Indianapolis, Ind. **Little Rock, Ark. ^Kansas City, Mo.
 Season Notes: Nebraska tied school record for victories in a 22-10 season, and advanced further in postseason play than any previous Husker squad by reaching the semifinals of the National Invitation Tournament...freshman Dave Hoppen, who set seven NU freshman records and led the Huskers in scoring with a 13.9 average, was a second-team All-Big Eight pick, and was named to the All-National Invitation Tournament team and the league's all-freshman team.

1983-84

Overall Record: 18-12
 Conference: 7-7 in Big Eight (3rd)
 Home: 11-6 (3-4) Away: 7-6 (4-3)
 Coach: Moe Iba

H	11/26	Augustana (S.D.)	W	113	69
H	11/29	Texas Tech	L	45	59
H	12/3	Creighton	W	65	56
A	12/5	Wisconsin (20T)	W	71	69
H	12/7	NW Missouri State	W	82	61
H	12/10	Arkansas (15)	W	67	54
H	12/17	Northern Iowa	W	90	64
A	12/20	Wyoming	W	67	64
Cotton States Classic*						
A	12/28	Georgia Tech*	L	49	66
N	12/29	Michigan State*	L	45	58
H	1/4	Colorado State	W	56	54

H	1/7	NW Missouri State	W	93	67
H	1/14	Eastern Washington	W	105	71
A	1/18	Iowa State	W	64	63
A	1/21	Missouri	L	48	50
H	1/25	Kansas	L	61	77
A	1/28	Colorado	L	57	60
H	2/1	Oklahoma State (OT)	W	54	52
A	2/4	Kansas State	W	47	46
H	2/8	Oklahoma (10)	L	67	78
A	2/11	Missouri (OT)	W	61	56
H	2/15	Kansas	L	66	67
H	2/18	Iowa State	L	48	69
A	2/22	Oklahoma State	W	67	64
H	2/25	Colorado	W	75	67
H	2/28	Kansas State	W	63	56
A	3/1	Oklahoma (6)	L	70	79
Big Eight Tournament						
H	3/7	Kansas State	L	39	41
National Invitation Tournament						
A	3/15	Creighton	W	56	54
A	3/19	Xavier	L	57	58

*Atlanta, Ga.
 Season Notes: Nebraska earned back-to-back postseason tournament bids for the first time in school history, advanced to the second round of the NIT...Huskers' 11th straight winning season...Dave Hoppen tops the 1,000-point mark in his career and earns first-team All-Big Eight honors.

1984-85

Overall Record: 16-14
 Conference: 5-9 in Big Eight (t-5th)
 Home: 12-3 (5-2) Away: 4-11 (0-7)
 Coach: Moe Iba

H	11/29	Southern Colorado	W	89	67
H	12/1	South Dakota	W	101	69
H	12/3	Montana State	W	86	65
A	12/8	Creighton	W	78	73
H	12/10	Wyoming	W	79	65
H	12/12	Wisconsin	W	53	51
A	12/15	Texas Tech (OT)	W	79	74
H	12/22	Washington State	L	58	63

N	12/28	California-Irvine*	W	73	67
A	12/29	Santa Clara*	L	59	78
A	1/3	Evansville	L	73	80
H	1/9	UW-Stevens Point	W	69	62
A	1/12	Colorado State (20T)	W	88	78
H	1/16	Kansas State	W	75	63
A	1/19	Oklahoma State	L	66	68
H	1/23	Colorado	W	85	67
H	1/26	Missouri	W	74	66
A	1/30	Iowa State	L	65	76
H	2/2	Kansas (19)	L	80	91
A	2/6	Oklahoma (7)	L	74	83
H	2/9	Oklahoma State	W	66	48
A	2/13	Colorado	L	61	64
A	2/16	Kansas State	L	62	68
H	2/21	Iowa State	W	74	57
A	2/23	Missouri	L	50	69
A	2/28	Kansas (11)	L	65	70
H	3/2	Oklahoma (6)	L	62	66
Big Eight Tournament						
A	3/5	Kansas (10)	L	69	74
National Invitation Tournament						
H	3/13	Canisius	W	79	66
A	3/19	UCLA	L	63	82

*San Francisco, Calif.
 Season Notes: Nebraska made third straight National Invitation Tournament appearance and posted 12th straight winning season...Dave Hoppen earned first-team All-Big Eight honors for the second straight season and became first Husker to score 700 points in a season, as he finished with 704... Hoppen broke six school records...Brian Carr set four Big Eight assist records, led league in assists per game (8.1) and tied NCAA single-game record of 18 at Evansville.

1985-86

Overall Record: 19-11
 Conference: 8-6 in Big Eight (3rd)
 Home: 10-5 (4-3) Away: 9-6 (4-3)
 Coach: Moe Iba

H	11/23	Wisconsin-Stout	W	71	53
H	11/26	Southern Illinois	W	85	50
A	11/30	Wyoming	W	64	53
H	12/2	California-Irvine	L	80	87
H	12/7	Creighton	W	71	52
H	12/12	Washington State	W	79	72
A	12/14	Montana State	W	76	59
H	12/20	Arizona	L	63	67
H	12/23	Georgia State	W	80	67

Sun Bowl Classic*

N	12/29	Alabama*	L	61	78
N	12/30	Ohio State*	W	69	66
H	1/6	Evansville	W	77	70
H	1/11	NW Missouri State	W	99	56
H	1/15	Kansas (8)	L	70	81
H	1/18	Missouri	L	67	68
A	1/22	Oklahoma State	W	62	61
H	1/25	Iowa State	W	75	58
A	1/29	Oklahoma (6)	L	60	87
A	2/1	Colorado	W	77	60
H	2/5	Kansas State***	L	54	64
A	2/8	Missouri	W	75	66
H	2/12	Oklahoma State	W	68	52
A	2/15	Kansas (3)	L	61	79
H	2/19	Oklahoma (10)	W	66	64
A	2/22	Iowa State	L	73	81
H	2/26	Colorado	W	79	72
A	3/1	Kansas State	W	64	60

Big Eight Tournament[^]
 N 3/7 Oklahoma State W 82 75
 N 3/8 Iowa State L 58 75
 NCAA Tournament
 N 3/14 Western Kentucky** ... L 59 67
 *El Paso, Texas; **Charlotte, N.C.; ***Kansas State later forfeited; ^Kansas City, Mo.
 Season Notes: Nebraska lost All-Big Eight center Dave Hoppen for season with a knee injury in Feb. 1 game at Colorado, but rebounded to make school's first-ever NCAA Tournament appearance...Huskers' loss to Western Kentucky in NCAA first round was last game for Coach Moe Iba, who resigned

following the game...Hoppen was first-team All-Big Eight pick for third straight season, finished career with a school-record 2,167 points and became first Husker basketball player to have his jersey retired (No. 42)...during his career, Hoppen broke or tied 19 school records and five Big Eight Conference marks...Brian Carr became school's all-time assist leader...Bernard Day picked up the slack and shared team MVP award with the three-time All-Big Eight selection.

1986-87

Overall Record: 21-12
 Conference: 7-7 in Big Eight (5th)
 Home: 15-2 (5-2) Away: 6-10 (2-5)
 Coach: Danny Nee

A	11/28	California-Irvine	L	101	109
H	12/1	Oregon	W	76	60
A	12/6	Creighton	L	66	78
A	12/10	Southern Illinois	W	87	85
A	12/14	Texas A&M	L	64	66
H	12/20	Wyoming	W	62	61
H	12/22	Detroit	W	71	55
H	12/27	Missouri-St. Louis	W	89	63

Rochester Classic*

N	12/29	Butler*	W	67	56
N	12/30	San Francisco*	W	66	60
H	1/3	Creighton (OT)	W	70	65
H	1/5	NW Missouri State	W	105	64
H	1/7	Brooklyn	W	62	46
A	1/10	Kansas State	L	82	114
H	1/17	Colorado	W	86	66
A	1/20	Iowa State	L	75	91
A	1/22	Kansas	L	65	86
H	1/28	Missouri	L	71	87
H	2/1	Oklahoma State	W	73	66
H	2/4	Oklahoma (8)	L	66	80
A	2/7	Colorado	W	68	65
H	2/11	Iowa State	W	66	65
H	2/14	Kansas State	W	78	76
A	2/18	Missouri	L	64	80
A	2/21	Oklahoma (13)	L	97	133
A	2/25	Oklahoma State (20T)	W	79	77
H	2/28	Kansas (OT, 16)	W	83	81

Big Eight Tournament[^]
 N 3/6 Kansas State L 45 47
 National Invitation Tournament
 H 3/11 Marquette W 78 76
 H 3/17 Arkansas W 78 71
 H 3/21 Washington W 81 76
 NY 3/24 Southern Mississippi ... L 75 82
 NY 3/26 Arkansas-Little Rock (OT) W 76 67

*Rochester, N.Y.; ^Kansas City, Mo.
 Season Notes: Under the direction of first-year Coach Danny Nee, Nebraska finished 21-12, missed school record for season wins by one, and finished third in the National Invitation Tournament... Huskers recorded their 14th straight winning season and made their fifth straight postseason tourney appearance...Brian Carr was a second-team All-Big Eight pick, ended career with 682 assists, two off the league record of 684 set by Kansas' Cedric Hunter.

1987-88

Overall Record: 13-18
 Conference: 4-10 in Big Eight (7th)
 Home: 8-6 (3-4) Away: 5-12 (1-6)
 Coach: Danny Nee

Maui Classic*

N	11/27	Villanova*	L	53	70
N	11/28	Baylor*	L	79	82
A	11/29	Chaminade*	W	76	75
H	12/2	Texas A&M	W	92	60

Ameritas Classic**

H	12/4	Lehigh**	W	71	66
H	12/5	Ohio State**	L	63	72
A	12/7	Detroit	W	63	58
A	12/9	Creighton	L	73	88
A	12/12	Oregon	W	67	62
A	12/19	Wyoming (6)	L	58	87
H	12/21	Brooklyn	W	72	44

A	12/30	Drake.....	L	68	85
H	1/2	Columbia.....	W	82	62
A	1/4	Furman (OT).....	W	75	74
H	1/6	Grambling State (OT) ..	L	68	71
H	1/16	Missouri.....	W	70	68
A	1/20	Iowa State (10).....	L	76	114
H	1/25	Nebraska-Omaha.....	W	96	67
H	1/27	Kansas.....	W	70	68
A	1/30	Colorado.....	W	63	57
H	2/4	Oklahoma State.....	L	56	72
A	2/6	Kansas State.....	L	63	65
H	2/9	Oklahoma (4).....	L	77	92
A	2/11	Missouri.....	L	67	92
A	2/16	Kansas.....	L	48	70
H	2/21	Colorado.....	W	75	67
A	2/24	Oklahoma State.....	L	73	90
H	2/27	Iowa State.....	L	84	85
H	3/2	Kansas State.....	L	67	77
A	3/5	Oklahoma (4).....	L	93	113

Big Eight Tournament^A
 N 3/11 Kansas State..... L 70 75
^ALahaina, Hawaii; ^KKansas City, Mo.
 Season Notes: Nebraska's strings of 14-straight winning seasons and five consecutive postseason tournament bids both ended, as the Huskers finished 13-18...Rich King and Clifford Scales named to the Big Eight's all-freshman team...Henry T. Buchanan earned honorable-mention All-Big Eight honors and first-team academic All-Big Eight honors...Pete Manning led the Big Eight in field-goal percentage at .590...NU beat eventual national champ for first time, with win over Kansas, 70-68, on a jumper by Beau Reid as time expired.

1988-89

Overall Record: 17-16
 Conference: 4-10 in Big Eight (7th)
 Home: 14-4 (4-3) Away: 3-12 (0-7)
 Head Coach: Danny Nee
 H 11/26 Creighton.....W 86 77
 H 11/30 Michigan State..... L 75 77
 Ameritas Classic*
 H 12/2 North Texas*.....W 90 84
 H 12/3 San Jose State*.....W 90 76

A	12/5	Idaho.....	L	68	83
A	12/11	Texas Tech.....	W	71	69
A	12/14	Ohio State (14).....	L	76	103
H	12/17	Furman.....	W	69	56
H	12/23	Drake.....	W	65	57

Chaminade New Year's Classic**					
A	12/28	Chaminade**.....	W	86	85
N	12/29	Morehead State**.....	W	81	77
N	12/30	Louisiana State**.....	L	87	90
H	1/5	Sam Houston State.....	W	89	70
H	1/9	Oklahoma (4).....	L	81	89
H	1/12	Northern Illinois.....	W	71	56
A	1/14	Oklahoma State.....	L	69	82
H	1/17	Maryland-Baltimore Co. W		86	
65					
H	1/21	Kansas State.....	L	68	80
H	1/23	Wyoming.....	W	71	58
H	1/28	Missouri (5).....	L	72	89
A	1/31	Iowa State.....	L	76	88
H	2/4	Kansas (18).....	W	74	70
A	2/8	Colorado.....	L	80	83
A	2/11	Kansas State.....	L	66	80
H	2/14	Oklahoma State.....	W	79	77
A	2/19	Missouri (3).....	L	63	79
H	2/22	Colorado.....	W	97	59
H	2/25	Iowa State.....	W	77	74
A	3/1	Kansas.....	L	71	80
A	3/4	Oklahoma (4).....	L	76	103

Big Eight Tournament^A
 N 3/10 Missouri (10)..... L 70 98
 National Invitation Tournament
 H 3/16 Arkansas State.....W 81 79
 A 3/20 Ohio State..... L 74 85
^HHonolulu, Hawaii; ^KKansas City, Mo.
 Season Notes: Huskers made second postseason tournament appearance in three seasons under Coach Danny Nee, advanced to second round of NIT...Beau Reid earned third-team academic All-America honors and was first-team academic All-Big Eight pick...Eric Johnson and Rich King earned honorable-mention All-Big Eight honors...Johnson broke then-NU single-season record for steals (68), King set then-school marks for blocks in game (5), season (50) and career (70).

1989-90

Overall Record: 10-18
 Conference: 3-11 in Big Eight (7th)
 Home: 9-6 (2-5) Away: 1-12 (1-6)
 Coach: Danny Nee
 H 11/25 UMKC.....W 91 76
 A 11/27 Miami (Ohio)..... L 71 91
 A 11/29 Michigan State..... L 69 80
 Ameritas Classic*
 H 12/1 Harvard*.....W 117 79
 H 12/2 Pepperdine*.....W 104 100
 A 12/5 Northern Illinois..... L 56 65
 H 12/9 Texas Tech.....W 76 69
 H 12/11 Idaho..... L 72 79
 A 12/14 Creighton..... L 83 86
 H 12/30 Wagner.....W 88 67
 H 1/6 Sam Houston State.....W 99 91
 H 1/8 Kansas (1)..... L 93 98
 H 1/13 Missouri (5)..... L 95 111
 H 1/16 Chicago State.....W 92 57
 A 1/20 Oklahoma State..... L 71 84
 A 1/22 Wyoming..... L 65 95
 H 1/27 Iowa State..... L 83 91
 A 1/31 Oklahoma (9)..... L 64 105
 H 2/3 Kansas State.....W 74 71
 A 2/7 Colorado.....W 91 82
 A 2/10 Missouri (1)..... L 85 107
 H 2/14 Oklahoma State..... L 84 103
 A 2/17 Kansas (1)..... L 67 94
 H 2/21 Oklahoma (10)..... L 66 88
 A 2/24 Iowa State..... L 85 101
 H 2/28 Colorado.....W 96 82
 A 3/3 Kansas State..... L 57 80

Big Eight Tournament^A
 N 3/9 Oklahoma (1)..... L 65 78
^AKansas City, Mo.
 Season Notes: NU's top scorer the previous year, Beau Reid sustained a preseason knee injury that limited him for much of the season...Rich King, Clifford Scales, Carl Hayes earned honorable-mention All-Big Eight honors...King set the school career blocks record at 115.


1990-91

Overall Record: 26-8
 Conference: 9-5 in Big Eight (3rd)
 Home: 14-1 (6-1) Away: 12-7 (3-4)
 Coach: Danny Nee
 San Juan Shootout*
 N 11/23 Saint Louis*.....W 107 79
 N 11/24 Illinois*.....W 100 73
 N 11/25 Murray State*..... L 79 81
 H 11/28 Michigan State (5).....W 71 69
 A 12/3 Eastern Illinois.....W 94 64
 H 12/6 Creighton.....W 97 63
 H 12/8 Toledo.....W 105 68
 A 12/11 Wisconsin.....W 75 63
 Ameritas Classic**
 H 12/14 Tennessee Tech**.....W 113 92
 H 12/15 Bowling Green**.....W 99 85
 H 12/22 22/Miami (Ohio).....W 88 73
 H 12/28 22/Idaho.....W 85 65
 A 12/30 22/The Citadel.....W 94 80
 A 1/2 19/UW-Green Bay.....W 70 63
 A 1/5 19/Kansas State.....W 74 69
 A 1/9 18/UMKC.....W 97 78
 H 1/12 18/Iowa State.....W 97 87
 A 1/22 14/Colorado..... L 69 86
 A 1/26 14/Oklahoma (13).....W 111 99
 H 1/30 11/Missouri.....W 89 75
 H 2/2 11/Oklahoma State..... L 68 81
 A 2/5 15/Kansas (18)..... L 77 85
 H 2/9 15/Colorado.....W 86 72
 A 2/13 17/Iowa State.....W 65 57
 H 2/16 17/Oklahoma.....W 105 93
 H 2/18 17/Northern Illinois.....W 82 73
 A 2/20 14/Missouri..... L 71 91
 H 2/23 14/Kansas State.....W 85 78
 A 2/27 15/Oklahoma State (12) L 69 80
 H 3/3 15/Kansas (10).....W 85 75
 Big Eight Tournament^A

N 3/8 13/Oklahoma (OT).....W 117 113
 N 3/9 13/Kansas (12).....W 87 83
 N 3/10 13/Missouri..... L 82 90
 NCAA Tournament***
 N 3/14 11/Xavier..... L 84 89
^NSan Juan, Puerto Rico; ^{**}Minneapolis, Minn.; ^AKansas City, Mo.
 Season Notes: After three straight seventh-place Big Eight finishes, Nebraska won a school-record 26 games (against eight losses) and made school's second-ever NCAA Tournament appearance... Huskers held a national ranking for a school-record 14 straight weeks, finished with highest rankings ever of No. 9 by UPI and No. 11 by AP...NU finished third in Big Eight race after being tabbed for eighth in preseason poll of league media and made its first-ever appearance in the league's postseason tournament title game...Cornhuskers had school-record tying 14-game win string from late November through late January...Rich King was second-team All-Big Eight pick, finished career with fourth-highest point total in school history (1,475) and would go on to become NU's first-ever NBA first-round draft pick (14th pick, Seattle SuperSonics).


1991-92

Overall Record: 19-10
 Conference: 7-7 in Big Eight (5th)
 Home: 14-2 (5-2) Away: 5-8 (2-5)
 Coach: Danny Nee
 H 11/23 Sam Houston State.....W 91 42
 H 11/25 Southern California.....W 93 84
 A 11/30 Southern Utah.....W 106 101
 H 12/2 The Citadel.....W 84 61
 A 12/4 Michigan State (22)..... L 78 101
 A 12/7 Creighton.....W 90 85
 H 12/11 Wisconsin.....W 86 67
 Ameritas Classic*
 H 12/20 Texas A&M*.....W 91 68
 H 12/21 Eastern Washington*..W 102 67
 H 12/30 UW-Green Bay.....W 76 68
 A 1/2 Toledo.....W 57 52
 H 1/4 Eastern Illinois.....W 81 68
 A 1/11 Colorado.....W 84 74
 H 1/18 Missouri (13)..... L 73 83
 H 1/20 UMKC.....W 74 71
 A 1/25 Kansas (5)..... L 78 103
 H 1/28 Oklahoma (18)..... L 76 79
 H 2/1 Iowa State.....W 68 63
 H 2/5 Oklahoma State (2).....W 85 69
 A 2/8 Kansas State..... L 66 70
 A 2/17 Missouri (9)..... L 61 87
 H 2/19 Kansas (OT, 3).....W 81 79
 A 2/22 Iowa State (23).....W 80 70
 A 2/26 25/Oklahoma St. (14).. L 51 72
 H 2/29 25/Colorado.....W 84 70
 H 3/4 Kansas State.....W 91 62
 A 3/7 Oklahoma..... L 97 106
 Big Eight Tournament^A
 N 3/13 Oklahoma (24)..... L 85 107
 NCAA Tournament
 N 3/19 Connecticut**..... L 65 86
^{**}Cincinnati, Ohio; ^AKansas City, Mo.
 Season Notes: Nebraska made back-to-back NCAA Tournament appearances for the first time ever...picked to finish sixth in a preseason poll of Big Eight media, the Huskers were fifth at 7-7... Huskers' appearance at No. 25 in the Feb. 24 AP poll marked first time NU had been rated in consecutive years...eight of 10 losses were to nationally ranked opponents and all 10 were to postseason tournament teams...two biggest wins of the season came in February, an 86-65 decision over 20-0 and No. 2 Oklahoma State and an 81-79 overtime victory over No. 3 Kansas two weeks later...Jamar Johnson was second-team All-Big Eight pick...Derrick Chandler broke NU single-season record for blocked shots and finished year with second-highest one-year total in Big Eight history (91).




The tallest player in school history at 7-2, Rich King was a first-round draft pick of the Seattle SuperSonics. King finished his career as Nebraska's single-season and career record holder in blocked shots.

FOUR STRAIGHT NCAAS




1990-91: 26-8 RECORD



1991-92: 19-10 RECORD



1992-93: 20-11 RECORD



1993-94: 20-10 RECORD

1992-93

Overall Record: 20-11
 Conference: 8-6 in Big Eight (t-2nd)
 Home: 14-2 (5-2) Away: 6-9 (3-4)
 Coach: Danny Nee
 Ameritas Classic*

H	12/4	25/Colgate*	W	108	76
H	12/5	25/Kent State*	W	85	61
H	12/7	25/The Citadel	W	86	46
H	12/10	25/Creighton	W	100	83
A	12/12	25/Wichita State	W	71	64
H	12/19	20/Appalachian St.	W	93	83
H	12/21	17/Texas-Arlington	W	116	95
A	12/23	17/Southern California	L	64	74
N	12/28	20/Michigan** (6)	L	73	88
N	12/29	20/Southwestern La.**	L	80	109
N	12/30	20/Fordham**	W	79	55
H	1/2	20/Eastern Illinois	W	70	54
H	1/5	Southern Utah	W	100	85
A	1/9	UMKC	W	66	65
A	1/14	Oklahoma (10)	L	89	102
A	1/16	Oklahoma State	L	73	78
H	1/20	Sacramento State	W	86	70
H	1/23	Kansas State	L	64	66
A	1/25	Colorado	W	82	67
H	1/30	Missouri (OT)	W	88	87
A	2/3	Iowa State	L	69	96
H	2/7	Kansas (3)	W	68	64
A	2/13	Kansas State (23)	W	80	59
H	2/15	Oklahoma State	L	63	73
A	2/21	Missouri	W	76	75
H	2/24	Colorado	W	76	67
H	2/27	Iowa State	W	91	87
A	3/3	Kansas (8)	L	83	94
H	3/7	Oklahoma	W	94	83

Big Eight Tournament^A
 N 3/12 Kansas State..... L 45 47
 NCAA Tournament
 N 3/19 New Mexico State*** (24) L 79 93
 Honolulu, Hawaii; *Syracuse, N.Y.; ^AKansas City, Mo.
 Season Notes: For third straight season, Nebraska earns an NCAA Tournament invite...second time in three seasons that Cornhuskers win 20 games...Nee becomes first person in NU history to coach three 20-game winners...Eric Piatkowski earned first-team All-Big Eight honors, the first Husker honored since Dave Hoppen earned the last of three straight awards in 1985-86...Piatkowski became 16th player in school history to reach the 1,000-point plateau...Nebraska began year ranked 25th in AP poll, was ranked in six of first seven polls before falling out...Huskers' 21-point win at Manhattan, Kan., was their largest on the road in conference play since the 1931-32 season.

1993-94

Overall Record: 20-10
 Conference: 7-7 in Big Eight (4th)
 Home: 13-3 (5-2) Away: 7-7 (2-5)
 Coach: Danny Nee
 Ameritas Classic*

H	11/27	Texas-San Antonio	W	96	85
H	11/28	Texas	L	75	78
A	12/1	Appalachian State	L	82	91
H	12/3	Ohio*	W	94	68
H	12/4	Portland*	W	111	85
A	12/9	Creighton	W	67	53
H	12/11	Wichita State	W	94	72
A	12/18	Michigan State	W	85	81
H	12/20	Florida A&M	W	86	61
H	12/31	Northern Iowa	W	70	63
A	1/3	Iowa State	W	78	72
H	1/5	Southern Utah	W	89	85
H	1/8	Colorado	W	106	67
H	1/15	UMKC	W	92	71
A	1/19	Colorado	L	81	86
H	1/24	Missouri (24)	L	73	89
H	1/29	Oklahoma	L	76	79
A	2/6	Kansas (3)	L	87	94
A	2/9	Kansas State	W	76	68

H	2/12	Iowa State	W	102	96
A	2/14	Oklahoma (OT)	L	111	115
A	2/19	Oklahoma State	L	80	98
H	2/23	Kansas (10)	W	96	87
H	2/26	Kansas State	W	86	77
H	3/2	Oklahoma State (21)	W	89	81
A	3/5	Missouri (6)	L	78	80

Big Eight Tournament^A
 N 3/11 Oklahoma W 105 88
 N 3/12 Missouri (3) W 98 91
 N 3/13 Oklahoma State (23) ... W 77 68

NCAA Tournament
 N 3/17 22/Pennsylvania** L 80 90
 **Long Island, N.Y.; ^AKansas City, Mo.

Season Notes: For first time in school history, NU recorded back-to-back 20-win seasons, as Huskers finished 20-10 overall en route to a fourth straight NCAA Tournament appearance...after 1-2 start, NU ran off 11-straight wins, a streak highlighted by road wins at Michigan State and Iowa State (snapped Cyclones' 22-game homecourt win streak)...Huskers were 4-6 in Big Eight with four games to play, but rallied to win three of their last four, then went on to capture first-ever Phillips 66 Big Eight Tournament title...Eric Piatkowski earned first-team All-Big Eight honors for second straight season, averaged 21.5 points and finished his career as No. 2 scorer in school history with 1,817 points...Bruce Chubick earned first-team Phillips 66 Academic All-Big Eight honors for third straight season...NU was ranked 22nd in final AP poll, marking fourth straight season it appeared in the rankings, and only third time in school history it had been ranked in season-ending poll.

1994-95

Overall Record: 18-14
 Conference: 4-10 in Big Eight (7th)
 Home: 11-6 (2-5) Away: 7-8 (2-5)
 Coach: Danny Nee
 San Juan Shootout^A

N	11/25	Northeast Louisiana ^A	W	99	77
N	11/26	Virginia Tech ^A	L	81	87
N	11/27	Coll. of Charleston ^A	W	74	72

Ameritas Classic*

H	12/2	Morehead State*	W	96	55
H	12/3	Idaho State*	W	98	72
H	12/7	Creighton	W	85	57
H	12/10	Michigan St. (15, OT)	W	96	91
H	12/17	Western Illinois	W	69	62
H	12/21	Northeastern Illinois	W	101	60
A	12/22	Northern Iowa (OT)	W	95	88
H	12/29	23/Delaware State	W	94	52
H	12/31	23/Appalachian St.	W	108	71
A	1/4	19/Texas	L	74	102
H	1/7	19/Missouri	L	74	82
A	1/9	Long Beach State	W	82	71
H	1/12	Kansas State	W	78	56
A	1/18	UMKC	W	63	60
A	1/23	Kansas (7)	L	67	84
A	1/28	Oklahoma (25)	L	72	82
H	2/1	Oklahoma State	L	65	82
H	2/5	Oklahoma (24)	W	71	59
A	2/8	Colorado	W	100	86
A	2/11	Iowa State (19, OT)	L	69	72
H	2/14	Kansas (3)	L	68	91
A	2/18	Oklahoma State (22)	L	53	93
A	2/22	Missouri (14)	W	78	75
H	2/25	Colorado	L	74	80
A	3/1	Kansas State	L	73	75
H	3/5	Iowa State (24)	L	77	79

Big Eight Tournament[%]
 N 3/10 Oklahoma State (19) ... L 48 68

National Invitation Tournament
 H 3/16 Georgia W 69 61
 H 3/21 Penn State L 59 65

^ASan Juan Shootout, San Juan, P.R.; [%]Kansas City, Mo.
 Season Notes: Nebraska reached the second round of the NIT in its fifth straight postseason appearance...Huskers climbed as high as 18th (CNN/USA Today) and 19th (AP) in the national polls...Jaron Boone earned second-team All-Big Eight

honors and set then-single-season school records for 3-point field goals and 3-point attempts...Erick Strickland, a Big Eight All-Defensive team member, established then-school record for steals in a season (89)...Nebraska won 18 games for only the 15th time and the sixth time under Danny Nee.

1995-96

Overall Record: 21-14
 Conference: 4-10 in Big Eight (7th)
 Home: 11-5 (3-4) Away: 10-9 (1-6)
 Coach: Danny Nee
 Big Island Invitational^
 N 11/24 Toledo^.....W 72 59
 N 11/25 Oregon^ (OT).....W 114 106
 N 11/26 Minnesota^.....W 96 85
 Ameritas Classic*
 H 12/1 Georgia Southern*.....W 82 59
 H 12/2 Grambling State*.....W 96 80
 A 12/6 Creighton.....W 88 67
 A 12/9 Minnesota.....L 80 91
 H 12/16 Northern Iowa.....L 104 109
 H 12/18 Northeast Illinois.....W 94 76
 H 12/20 Delaware State.....W 88 41
 Far West Classic%
 N 12/29 Oregon%.....W 99 76
 N 12/30 Mississippi St.% (17) ... L 66 69
 H 1/3 Texas (23).....W 85 69
 H 1/6 Long Beach State.....W 69 68
 H 1/10 Colorado.....W 79 74
 A 1/13 Oklahoma (30T).....L 100 117
 H 1/17 UMKC.....W 87 69
 A 1/20 Oklahoma State.....W 66 57
 H 1/24 Missouri.....W 76 58
 H 1/28 Kansas (3).....L 73 88
 A 1/31 Kansas State.....L 68 77
 H 2/3 Iowa State.....L 65 75
 A 2/7 Missouri.....L 98 99
 A 2/10 Iowa State (21).....L 59 74
 H 2/17 Oklahoma State.....L 57 72
 A 2/19 Kansas (5).....L 71 81
 H 2/25 Oklahoma (OT).....L 76 80
 A 2/28 Colorado.....L 64 78
 H 3/3 Kansas State.....W 70 66
 Big Eight Tournament^
 N 3/8 Iowa State (23).....L 60 62
 National Invitation Tournament
 A 3/14 Colorado State.....W 91 83
 H 3/19 Washington State.....W 82 73
 A 3/22 Fresno State.....W 83 71
 NY 3/26 Tulane#.....W 90 78
 NY 3/28 St. Joseph's#.....W 60 56

^Hilo, Hawaii; * Lincoln, Neb. % Far West Classic, Portland, Ore.; ^Kansas City, Mo.
 Season Notes: The Huskers captured the NIT title, Nebraska's first national tournament title of any kind...1995-96 marked the end of NU's five-year stretch being ranked in the national polls at least one week during the season...Erick Strickland earned second-team All-Big Eight honors, was named to the Big Eight All-Defensive team and was the NIT Most Valuable Player...Tyronn Lue was a first-team Big Eight All-Freshman selection and was named to the NIT All-Star team.

1996-97

Overall Record: 18-15
 Conference: 7-9 in Big 12 (7th)
 Home: 13-3 (6-2) Away: 5-12 (1-7)
 Coach: Danny Nee
 A 11/23 Texas (17) (OT).....L 81 83
 H 11/26 Weber State.....W 83 66
 H 11/30 Oregon State.....W 75 67
 H 12/3 Texas-San Antonio.....W 79 76
 Ameritas Classic*
 H 12/6 Coppin State*.....W 88 72
 H 12/7 Bowling Green*.....W 73 68
 A 12/11 UMKC.....W 76 64
 H 12/21 Minnesota (16).....L 56 70
 Puerto Rico Holiday Classic@
 N 12/30 Old Dominion@.....W 72 66
 N 12/31 Cincinnati (6)@.....L 73 84

N 1/1 Bowling Green @.....L 55 58
 A 1/4 Colorado.....L 73 79
 H 1/8 Creighton.....W 71 52
 H 1/11 Texas A&M.....W 74 72
 H 1/15 Kansas State (OT).....W 87 77
 H 1/18 Missouri.....W 76 53
 A 1/22 Missouri.....L 74 75
 A 1/25 Oklahoma.....L 77 84
 H 1/29 Iowa State (11).....L 67 77
 A 2/1 Kansas (1) (OT).....L 77 82
 H 2/5 Colorado (15).....W 77 69
 A 2/8 &Texas Tech (23).....L 74 87
 A 2/10 Kansas State.....L 53 61
 A 2/13 Northern Iowa.....W 77 69
 H 2/16 Texas.....W 79 67
 A 2/19 Baylor.....L 60 71
 A 2/22 Iowa State (7) (OT).....W 74 69
 H 2/26 Oklahoma State.....W 77 68
 H 3/2 Kansas (1).....L 65 85

Phillips 66 Big 12 Tournament^
 N 3/6 Missouri#.....L 72 78
 National Invitation Tournament
 H 3/12 Washington.....W 67 63
 A 3/18 Nevada.....W 78 68
 A 3/21 Connecticut.....L 67 76
 * Ameritas Classic, Lincoln, Neb.; @ Puerto Rico
 Holiday Classic, Bayamon, P.R.; ^Kansas City, Mo.; & Texas Tech later forfeited game
 Season Notes: Nebraska won 18 or more games for the seventh straight year and reached postseason play for the seventh straight year...the Huskers defeated a ranked team for the seventh straight season with wins over Colorado and Iowa State...NU appeared in the NIT for the third consecutive season...Mikki Moore became NU's all-time blocked shot leader...Tyronn Lue earned second-team All-Big 12 honors...Cookie Belcher was a first-team All-Big 12 Rookie selection...NU was 13-3 at home, losing only to Kansas, Iowa State and Minnesota, three teams that advanced to the NCAA Sweet 16.

1997-98

Overall Record: 20-12
 Conference: 10-6 in Big 12 (4th)
 Home: 13-2 (6-2) Away: 7-10 (4-4)
 Coach: Danny Nee
 H 11/16 UNC Greensboro.....W 75 51
 H 11/19 Western Illinois.....W 86 57
 H 11/22 New Orleans.....W 81 66
 H 11/25 Colorado State.....W 64 57
 H 11/29 Texas-San Antonio.....W 68 59
 A 12/1 Tulsa.....L 68 85
 Ameritas Classic*
 H 12/5 UNC Wilmington*.....W 85 68
 H 12/6 Grambling State*.....W 85 48
 A 12/10 Creighton.....L 73 84
 A 12/13 Minnesota.....W 70 66

Rainbow Classic@
 N 12/27 Virginia@.....W 80 65
 A 12/29 Hawaii@.....L 62 87
 N 12/30 Vanderbilt@.....L 69 80
 A 1/3 Kansas (2).....L 76 96
 A 1/7 Oklahoma State.....W 67 62
 H 1/11 Colorado.....W 87 72
 H 1/18 Oklahoma.....W 53 43
 A 1/21 Texas.....L 91 105
 H 1/24 Iowa State.....W 63 49
 A 1/28 Kansas State.....L 49 72
 H 2/1 Kansas (5).....L 71 82
 A 2/4 Missouri (OT).....L 76 81
 H 2/7 Kansas State.....L 63 69
 A 2/11 Texas A&M.....W 75 58
 H 2/14 Baylor.....W 66 55
 H 2/18 Missouri (OT).....W 67 66
 A 2/21 Colorado.....W 79 71
 H 2/25 Texas Tech.....W 82 65
 A 2/28 Iowa State.....W 70 62
 Phillips 66 Big 12 Tournament^
 N 3/6 Baylor.....W 65 46
 N 3/7 Kansas (4).....L 59 91
 NCAA Tournament
 N 3/12 Arkansas (17)%.....L 65 74

* Ameritas Classic, Lincoln, Neb.; @ Rainbow Classic, Honolulu, Hawaii; % NCAA Tournament, Boise, Idaho; ^Kansas City, Mo.
 Season Notes: Nebraska's school record of consecutive postseason appearances reached eight seasons...Nebraska won 20 games for the fifth time in eight seasons and the sixth time under Danny Nee...NU made its first NCAA Tournament appearance since 1994, but failed to pick up its first NCAA win...Nebraska posted seven consecutive wins against league foes for the first time in 20 seasons...NU's 10-6 league record was its best since a 9-5 Big Eight mark in 1990-91...Tyronn Lue was a first-team All-Big 12 choice and became NU's 19th, 1,000-point scorer and was a first-round NBA draft choice...Venson Hamilton broke the single-season rebounding record.

1998-99

Overall Record: 20-13
 Conference: 10-6 in Big 12 (t-5th)
 Home: 12-4 (6-2) Away: 8-9 (4-4)
 Coach: Danny Nee
 H 11/14 UNC Greensboro.....W 79 59
 N 11/19 Villanova*.....L 60 75
 N 11/21 Washington State*.....W 95 84
 N 11/22 Wisconsin*.....L 41 78
 H 11/28 North Carolina A&T.....W 65 47
 H 12/1 Tulsa.....L 49 52
 Ameritas Classic**
 H 12/4 SW Texas State**.....W 63 54
 H 12/5 Colgate**.....W 60 48
 H 12/9 Creighton.....W 76 60
 A 12/12 Colorado State.....L 49 75
 H 12/19 Minnesota (17).....L 51 55
 A 12/27 San Francisco.....W 62 52
 A 12/30 UMKC.....W 81 65
 A 1/2 Missouri.....L 57 80
 H 1/10 Texas.....L 76 89
 H 1/13 Kansas State.....W 70 61
 A 1/16 Baylor.....W 68 55
 A 1/20 Oklahoma (25).....W 96 81
 H 1/23 Colorado.....W 72 55
 H 1/27 Kansas (20).....W 84 69
 A 1/30 Iowa State.....L 47 52
 A 2/3 Colorado.....W 57 52
 H 2/6 Missouri (24).....W 69 61
 A 2/10 Kansas (24).....W 64 59
 H 2/13 Iowa State.....W 59 57
 H 2/17 Oklahoma State.....L 48 60
 A 2/20 Texas Tech.....L 68 73
 A 2/24 Kansas State.....L 45 62
 H 2/27 Texas A&M.....W 87 68

Phillips 66 Big 12 Tournament^
 N 3/4 Texas Tech.....W 69 50
 N 3/5 Kansas.....L 53 77
 National Invitation Tournament
 H 3/10 UNLV.....W 68 55
 A 3/15 TCU.....L 89 101
 * Top of the World Classic, Fairbanks, Alaska;
 ** Lincoln, Neb. ^Kansas City, Mo.
 Season Notes: Nebraska's school record of consecutive postseason appearances reached nine seasons...Nebraska won 20 games for the sixth time in nine seasons, the seventh time under Danny Nee...senior center Venson Hamilton was named first-team All-Big 12, the Big 12 Player of the Year and an honorable-mention All-American...Hamilton also became NU's all-time leader in rebounding, blocked shots and games played and joined NU's 1,000-point club...junior guard Cookie Belcher broke the NU single-game, season and career steals record and was a third-team All-Big 12 pick...NU swept Kansas for the first time since 1983 and also won at Lawrence for the first time since the same season...NU won 10 conference games for the second straight season and posted four straight wins against nationally ranked opponents for the first time ever.

1999-2000


Overall Record: 11-19
 Conference: 4-12 in Big 12 (t-8th)
 Home: 10-6 (4-4) Away: 1-13 (0-8)
 Coach: Danny Nee
 H 11/23 Eastern Illinois (20T)...W 81 78
 Hoop and Quill Classic*
 N 11/26 Southern Mississippi*.....L 48 75
 N 11/27 Northwestern*.....W 61 52
 N 11/28 Rutgers*.....L 62 81
 Ameritas Classic**
 H 12/3 Western Carolina**....L 72 74
 H 12/4 Monmouth**.....W 63 47
 A 12/9 Creighton.....L 72 89
 H 12/11 Pittsburgh.....W 69 57
 N 12/18 Arizona (4)***.....L 59 80
 H 12/20 San Francisco.....L 60 64
 H 12/22 Oral Roberts.....W 80 65
 H 12/31 Minnesota.....W 90 78
 H 1/4 Pacific.....W 92 68
 A 1/8 Kansas State.....L 79 97
 H 1/12 Iowa State.....L 65 66
 A 1/15 Kansas (8).....L 82 97
 H 1/19 Texas Tech.....W 70 67
 H 1/22 Baylor.....W 69 55
 A 1/25 Texas (17).....L 55 82
 H 1/29 Kansas State.....W 81 72
 H 2/5 Missouri.....L 78 84
 A 2/8 Colorado.....L 58 70
 A 2/12 Iowa State (17).....L 65 87
 H 2/14 Oklahoma (20).....L 54 62
 A 2/19 Oklahoma State (8)....L 55 94
 H 2/23 Kansas (23).....L 58 83
 H 2/26 Colorado.....W 69 64
 A 3/1 Missouri.....L 72 86
 A 3/4 Texas A&M (OT).....L 76 83

Phillips 66 Big 12 Tournament^
 N 3/9 Baylor.....L 55 63
 * Hoop and Quill Classic, St. Charles, Mo.; ** Lincoln, Neb.; *** Las Vegas Showdown, Las Vegas, Nev. ^Kansas City, Mo.
 Season Notes: Danny Nee established a new school record for coaching victories with 254...NU tied the school record for losses with 19 and did not win a game on an opponent's home court for the first time since 1960...Kimani Friend earned second-team All-Big 12 honors, and Larry Florence and Steffon Bradford were honorable-mention picks.

2000-01

Overall Record: 14-16
 Conference: 7-9 in Big 12 (7th)
 Home: 8-6 (5-3) Away: 6-10 (2-6)
 Coach: Barry Collier
 A 11/18 Oral Roberts.....L 83 87
 H 11/21 Eastern Illinois.....W 85 71
 H 11/27 Winthrop.....W 65 44
 A 12/2 Pittsburgh.....L 51 52
 Husker Classic#
 H 12/8 UMKC#.....L 71 82
 H 12/9 Alaska-Fairbanks#.....W 84 55
 FedEx Orange Bowl Classic#
 N 12/16 Miami#.....W 72 64
 San Juan Shootout^
 N 12/20 Iona^.....W 81 80
 N 12/21 Kent State^.....W 69 68
 N 12/22 Southern Methodist^..W 72 70
 A 12/28 Minnesota (OT).....L 70 74
 H 12/30 Murray State.....L 71 79
 H 1/2 Creighton.....L 51 62
 A 1/6 Missouri.....L 66 68
 H 1/13 Texas (22).....W 80 67
 A 1/17 Kansas (5).....L 62 84
 H 1/20 Iowa State (23).....L 59 60
 H 1/24 Missouri.....W 85 79
 A 1/27 Oklahoma (24).....L 66 77
 A 1/30 Kansas State.....W 63 61
 H 2/3 Colorado.....L 57 60
 H 2/7 Oklahoma State (OT)...W 78 75
 A 2/10 Baylor.....L 58 69
 H 2/14 Kansas State.....W 82 56
 A 2/17 Colorado (OT).....W 87 82

CONFERENCE POY'S



ANDRE SMITH: 1980-81 (BIG EIGHT)



VENSON HAMILTON: 1998-99 (BIG 12)

Andre Smith (left) was named the Big Eight Player of the Year in 1981 and earned honorable-mention All-America honors in each of his final two seasons at Nebraska. Venson Hamilton (right) earned Big 12 Player-of-the-Year honors, averaging 15.7 points and 10.2 rebounds per game in 1998-99. Hamilton holds NU career marks for rebounds (1,080) and blocked shots (241).

A	2/21	Texas Tech.....	L	64	65
H	2/25	Kansas (10).....	L	74	78
H	2/28	Texas A&M.....	W	97	69
A	3/3	Iowa State (8).....	L	73	86

Phillips 66 Big 12 Tournament*
N 3/8 Kansas State..... L 58 62
#-Lincoln, Neb.; *-Miami, Fla.; ^-Carolina, P.R.
*Kansas City, Mo.

Season Notes: Barry Collier became the 25th head coach in school history when he took over the program...senior Cookie Belcher set the Big 12 record and finished third in NCAA history with 353 steals...Nebraska recorded a five-game winning streak in mid-December, while winning the San Juan Shootout title...Belcher ended his illustrious career by earning second-team All-Big 12 honors...Kimani Ffriend and Steffon Bradford were tabbed honorable-mention all-conference.

2001-02

Overall Record: 13-15
Conference: 6-10 in Big 12 (t-7th)
Home: 12-4 (5-3) Away: 1-11 (1-7)
Coach: Barry Collier

H	11/20	North Carolina A&T.....	W	69	57
H	11/24	Winthrop.....	W	73	65
H	11/28	Texas-San Antonio.....	W	81	63
H	12/2	Wofford.....	W	65	46
H	12/5	Western Illinois.....	W	72	53
H	12/8	Oral Roberts.....	W	61	55
A	12/12	Creighton.....	L	70	76
H	12/15	Sam Houston State.....	L	70	74
A	12/22	Minnesota.....	L	72	81
A	12/29	Pacific.....	L	52	75
H	1/2	Savannah State.....	W	66	47
A	1/5	Missouri (17).....	L	53	60
A	1/9	Kansas (1).....	L	57	96
H	1/12	Colorado.....	W	75	67
H	1/16	Oklahoma (5).....	L	51	78
A	1/19	Texas.....	L	66	77
A	1/23	Oklahoma State (11)....	L	63	70
H	1/26	Iowa State (OT).....	W	86	84
H	1/30	Texas Tech (20).....	W	80	69
A	2/5	Colorado.....	L	61	84
H	2/9	Kansas State.....	W	99	82
H	2/13	Missouri.....	L	71	87
A	2/16	Iowa State.....	L	79	85
A	2/20	Texas A&M.....	W	82	72

2002-03

Overall Record: 11-19
Conference: 3-13 in Big 12 (12th)
Home: 9-6 (3-5) Away: 2-13 (0-8)
Coach: Barry Collier

Top of the World Classic!

N	11/21	Centenary!.....	W	68	45
N	11/23	Alaska-Fairbanks!.....	L	61	64
N	11/24	Ball State!.....	L	65	73
H	12/1	Texas-San Antonio.....	W	69	53
A	12/5	South Florida.....	L	60	65
H	12/8	Minnesota (20).....	W	80	60
H	12/14	IPFW.....	W	63	46
H	12/21	Creighton (20).....	L	73	81

ASU Hoops Classic#

N	12/27	UC Santa Barbara#.....	W	60	57
A	12/28	Arizona State#.....	L	63	75
H	12/31	Eastern Washington.....	W	63	60
H	1/4	Denver (OT).....	W	79	75
H	1/7	Lipscomb.....	W	70	60
A	1/11	Kansas (14).....	L	59	92
H	1/15	Texas A&M.....	L	52	53
H	1/18	Colorado (OT).....	W	80	77
A	1/22	Kansas State.....	L	53	77
A	1/25	Iowa State.....	L	61	71
H	1/29	Missouri (25).....	L	56	63
H	2/1	Kansas (12).....	L	51	81
A	2/5	Texas Tech.....	L	49	75
H	2/12	Oklahoma State (13)....	L	70	77

H	2/15	Texas (6).....	L	63	75
A	2/18	Missouri.....	L	50	67
A	2/22	Baylor.....	L	64	78
H	2/25	Kansas State.....	W	68	61
H	3/1	Iowa State.....	W	69	61
A	3/4	Oklahoma (5).....	L	51	76
A	3/8	Colorado.....	L	69	84

Phillips 66 Big 12 Tournament@
N 3/13 Missouri..... L 61 70
!Fairbanks, Alaska; #Tempe, Ariz.; @Dallas, Texas
Season Notes: Nebraska finished the year 9-6 at the Devaney Center, its 27th straight home winning season, but lost a school-record tying 19 games on the year...Andrew Drevo and Nate Johnson earned honorable-mention All-Big 12 honors by AP and the league's head coaches, respectively...John Turek was named academic All-Big 12.

2003-04

Overall Record: 18-13
Conference: 6-10 in Big 12 (t-9th)
Home: 15-3 (5-3) Away: 3-10 (1-7)
Coach: Barry Collier

H	11/22	Fairleigh Dickinson.....	W	80	64
H	11/29	Eastern Michigan.....	W	67	59
H	12/3	Arizona State.....	W	66	60
H	12/6	South Florida.....	W	75	52
H	12/8	Delaware State.....	W	68	39
A	12/10	Creighton.....	L	54	61
H	12/13	Tennessee.....	W	77	62
H	12/20	Bethune-Cookman.....	W	70	26
H	12/22	Lipscomb.....	W	75	52
A	12/29	Minnesota.....	W	77	60
H	1/6	St. Francis (Pa.).....	W	93	49
A	1/10	Iowa State.....	L	74	89
H	1/14	Colorado.....	L	60	68
A	1/17	Texas (18).....	L	61	63
H	1/21	Baylor.....	W	76	47
A	1/24	Missouri.....	L	51	72
H	2/1	Oklahoma (25).....	L	50	52
A	2/4	Kansas State.....	L	61	78
H	2/7	Missouri.....	W	78	62
A	2/11	Texas A&M.....	W	83	77
H	2/15	Kansas (12).....	W	74	55
H	2/18	Kansas State.....	L	58	63
A	2/21	Oklahoma St. (7, OT)....	L	83	87
H	2/24	Texas Tech (25).....	W	72	44
H	2/28	Iowa State.....	W	68	65
A	3/3	Kansas (21).....	L	67	78
A	3/6	Colorado.....	L	75	78

Phillips 66 Big 12 Tournament&
N 3/11 Oklahoma..... L 59 63
National Invitation Tournament
A 3/16 Creighton.....W 71 70
H 3/19 Niagara.....W 78 70
A 3/22 Hawaii.....L 83 84
&Dallas, Texas

Season Notes: Nebraska picked up its first post-season berth in five years and first under Coach Barry Collier...the Huskers went 2-1 in the NIT...Nebraska finished with a 15-3 record at home, tying for the second-most home wins in Devaney Center history...Nate Johnson led the team in scoring (13.0) while picking up honorable-mention all-conference honors...Johnson finished as the second-highest scoring transfer in school history, only behind teammate Andrew Drevo...Brian Conklin set a Big 12 and school record by hitting 55.9 percent from 3-point range...The Huskers set the Big 12 mark for fewest points allowed in a contest (26) and in a half (12) against Bethune-Cookman.

2004-05

Overall Record: 14-14
Conference: 7-9 in Big 12 (t-8th)
Home: 10-6 (4-4) Away: 4-8 (3-5)
Coach: Barry Collier

H	11/23	Arkansas-Pine Bluff.....	W	97	40
H	11/27	Texas Southern.....	W	78	58
A	12/2	UAB.....	L	66	80
H	12/6	Morgan State.....	W	64	34

H	12/8	Minnesota.....	L	48	57
H	12/11	Creighton.....	L	48	50
H	12/18	North Carolina A&T.....	W	71	49
A	12/21	Marquette.....	L	62	81
A	12/30	Tennessee.....	W	62	61
H	1/2	Montana State.....	W	78	45
H	1/8	Kansas State (2ot).....	W	95	85
A	1/12	Colorado.....	W	68	61
H	1/15	Texas (10).....	L	53	63
A	1/19	Kansas (2).....	L	57	59
A	1/22	Missouri.....	L	70	80
H	1/26	Texas A&M.....	W	77	67
A	1/29	Texas Tech.....	L	68	84
H	2/1	Utah Valley State.....	W	91	57
H	2/5	Kansas (3).....	L	65	78
H	2/8	Iowa State.....	L	60	65
A	2/12	Baylor.....	W	74	63
A	2/16	Oklahoma (21).....	L	60	83
H	2/19	Missouri.....	L	53	56
H	2/22	Oklahoma State (4)....	W	74	67
A	2/27	Iowa State.....	W	76	69
H	3/2	Colorado.....	W	70	55
A	3/5	Kansas State.....	L	53	73

Phillips 66 Big 12 Tournament#
N 3/10 Missouri..... L 67 70
#Kansas City, Mo.

Season Notes: Nebraska won at least 10 home games for the 23rd time in 29 years at the Devaney Center...the Huskers' biggest win of the season came at home against No. 4 Oklahoma State, NU's first win over a top-five program since 1994...freshman guard Joe McCray earned honorable-mention All-Big 12 honors from the coaches and AP after setting the freshman records for scoring average (15.5 ppg) at NU and 3-pointers (80) in the Big 12...freshman center Aleks Maric broke NU freshman record for rebounds (169)...five Huskers earned academic All-Big 12 honors, including Jake Muhleisen who was also named academic all-district.

2005-06

Overall Record: 19-14
Conference: 7-9 in Big 12 (6th)
Home: 14-5 (4-4) Away: 5-9 (3-5)
Coach: Barry Collier

John Thompson Foundation Basketball Challenge^

H	11/18	Longwood^.....	W	80	65
H	11/19	Yale^.....	W	73	64
H	11/20	Louisiana Tech^.....	W	59	56
H	11/27	SE Missouri State.....	W	69	54
H	11/30	Marquette.....	W	84	74
H	12/3	UAB.....	L	72	73
H	12/8	South Dakota State.....	W	76	67
A	12/11	Creighton.....	L	44	70
H	12/17	Chicago State.....	W	76	65
H	12/19	North Carolina A&T.....	W	107	57
H	12/21	Alabama A&M.....	W	67	60

Micro PCS Orange Bowl Classic@

N	12/31	Florida State@.....	L	60	74
H	1/3	Northern Colorado.....	W	60	50
H	1/7	Oklahoma (12).....	W	59	58
A	1/11	Kansas State.....	W	57	42
H	1/17	Iowa State.....	L	75	88
A	1/21	Kansas.....	L	54	96
A	1/25	Colorado.....	L	59	81
H	1/28	Missouri.....	W	65	52
A	1/31	Oklahoma State.....	W	59	57
H	2/4	Baylor.....	W	60	45
H	2/8	Kansas.....	L	48	69
A	2/11	Texas (6).....	L	59	78
A	2/15	Iowa State.....	W	73	63
H	2/18	Texas Tech.....	L	64	70
H	2/22	Colorado.....	W	93	77
A	2/25	Texas A&M.....	L	55	66
H	3/1	Kansas State.....	L	64	66
A	3/5	Missouri.....	L	63	64

Phillips 66 Big 12 Tournament#

N	3/9	Missouri.....	W	71	64
N	3/10	Oklahoma (22).....	W	69	63
N	3/11	Kansas (17).....	L	65	79

National Invitation Tournament

A	3/16	Hofstra.....	L	62	73
---	------	--------------	---	----	----



The Huskers celebrate with fans over a 74-67 win over No. 4 Oklahoma State on Feb. 22, 2005. The win over the Cowboys was the Huskers' first win over a top-five program since 1994.

^Lincoln, Neb.; @Sunrise, Fla.; #Dallas, Texas
 Season Notes: Nebraska won 19 games, its most since 1998-99... the Huskers earned their second postseason NIT appearance in three years after a sixth-place finish in the Big 12, their highest placing in eight years...NU reached the semifinals by winning two games at the conference tournament for the first time in the Big 12 era...Nebraska picked up two wins over ranked teams, both against Oklahoma...sophomore Aleks Maric led the Big 12 in double-doubles in league-only games and was third overall in rebounding.

2006-07

Overall Record: 17-14
 Conference: 6-10 in Big 12 (t-7th)
 Home: 12-4 (4-4) Away: 5-10 (2-6)
 Coach: Doc Sadler

H 11/14	Nebraska-Omaha.....	W	76	62
H 11/18	Creighton (20).....	W	73	61
H 11/21	Lubbock Christian.....	W	65	42
H 11/27	Arkansas-Pine Bluff.....	W	71	42
H 11/29	North Texas.....	W	76	57
A 12/2	Rutgers.....	L	73	75
Pape Jam!				
N 12/9	Oregon!.....	L	56	68
H 12/17	Alabama A&M.....	W	82	55
Rainbow Classic\$				
N 12/20	Wyoming\$.....	W	73	58
A 12/22	Hawaii\$.....	L	72	81
N 12/23	Houston\$.....	W	70	57
Micro PCS Orange Bowl Classic@				
N 12/30	Miami@.....	W	82	67
H 1/3	Savannah State.....	W	81	53
H 1/6	Western Kentucky.....	W	82	71
A 1/10	Iowa State.....	L	62	71
A 1/17	Oklahoma.....	L	53	70
H 1/20	Colorado.....	W	71	50
H 1/24	Texas.....	L	61	62
A 1/27	Kansas State.....	L	45	61
H 1/29	Kansas (6).....	L	56	76
A 2/3	Missouri.....	W	66	61
A 2/6	Texas Tech.....	W	61	59
H 2/10	Texas A&M (6).....	L	55	66
H 2/13	Kansas State.....	W	74	63
A 2/17	Kansas (9).....	L	39	92
A 2/21	Baylor.....	L	59	63
H 2/24	Missouri (ot).....	W	82	77
H 2/28	Iowa State.....	L	63	69

A 3/3	Colorado.....	L	69	73
H 3/5	Oklahoma State.....	W	85	73
Phillips 66 Big 12 Tournament^				
N 3/8	Oklahoma State.....	L	39	54
!Portland, Ore.; \$Honolulu, Hawaii; @Sunrise, Fla.; ^Oklahoma City, Okla.				

Season Notes: Doc Sadler became the 26th head coach in program history on Aug. 8, 2006, after former coach Barry Collier left his position in early August to become Athletic Director at his alma mater, Butler University... the Huskers reeled off five straight wins to open the season, including a victory over nationally ranked Creighton, on their way to a 17-14 overall record...Nebraska played only one home game in the month of December while traveling more than 15,000 miles for six games... Nebraska defeated five teams that went on to play in the postseason...Aleks Maric earned second-team All-Big 12 honors from the coaches and Associated Press after averaging 18.5 points and 8.7 rebounds per game, totals that were fourth and second, respectively, in the conference...Maric also earned all-district honors from the coaches and the basketball writer's associations...Paul Velandar was named to the academic all-league team.

2007-08

Overall Record: 20-13
 Conference: 7-9 in Big 12 (t-7th)
 Home: 17-3 (5-3) Away: 3-10 (2-6)
 Coach: Doc Sadler

H 11/10	Presbyterian.....	W	67	52
H 11/17	Alabama A&M.....	W	59	45
H 11/20	Norfolk State.....	W	83	48
A 11/24	Creighton.....	L	62	74
H 11/26	IPFW.....	W	79	62
H 12/2	Arizona State.....	W	62	47
A 12/5	Western Kentucky (ot).....	L	62	69
H 12/9	Rutgers.....	W	63	51
H 12/11	Savannah State.....	W	82	37
H 12/15	Oregon& (16, ot).....	W	88	79
H 12/22	North Carolina Central.....	W	71	28
H 12/29	Alcorn State.....	W	77	53
H 1/4	Maryland Eastern Shore.....	W	86	50
H 1/12	Kansas (3).....	L	58	79
A 1/15	Colorado.....	L	51	55
H 1/19	Baylor.....	L	70	72
A 1/26	Kansas (2).....	L	49	84
A 1/30	Missouri.....	W	66	62

H 2/2	Iowa State.....	W	64	56
A 2/6	Kansas State (20).....	L	64	71
H 2/9	Texas Tech.....	W	73	62
H 2/13	Missouri (ot).....	L	78	86
A 2/16	Iowa State.....	L	52	60
H 2/20	Kansas State (24).....	W	71	64
A 2/23	Texas A&M (22).....	W	65	59
H 2/27	Oklahoma.....	W	63	45
A 3/1	Oklahoma State.....	L	63	77
A 3/4	Texas (9).....	L	66	70
H 3/9	Colorado.....	W	68	49
Phillips 66 Big 12 Tournament^				
N 3/13	Missouri.....	W	61	56
N 3/14	Kansas (5).....	L	54	64
National Invitation Tournament				
H 3/19	Charlotte.....	W	67	48
A 3/24	Mississippi (ot).....	L	75	85
& at Qwest Center in Omaha ^Kansas City, Mo.				

Season Notes: Nebraska earned just the 12th 20-win season in program history and Coach Doc Sadler tied the record for a Husker mentor with 37 wins in his first two years combined...it was the 14th overall NIT appearance by Nebraska...senior center Aleks Maric who earned first-team All-Big 12 honors from the AP and second-team accolades from the coaches after averaging 15.7 points and 10.2 rebounds per game...Maric also earned first-team all-district honors from the coaches and the basketball writer's associations...Maric was only second player in school history to top 1,000 career rebounds, and tied the school single-season record with 335 boards...Maric was only the third player in the Big 12 era with at least 1,600 points and 1,000 rebounds in a career.

2008-09

Overall Record: 18-13
 Conference: 8-8 in Big 12 (8th)
 Home: 14-4 (5-3) Away: 4-8 (3-5)
 Coach: Doc Sadler

H 11/16	San Jose State.....	W	63	46
A 11/19	TCU.....	W	62	50
H 11/22	Arkansas-Pine Bluff.....	W	67	53
H 11/25	Saint Louis.....	W	71	57
H 11/29	Creighton.....	W	54	52
H 12/3	Alabama State.....	W	80	51
A 12/7	Arizona State (19).....	L	44	64
A 12/13	Oregon State.....	L	63	64
H 12/20	IPFW.....	W	75	48

H 12/23	UMBC.....	L	64	66
H 12/30	South Carolina State...W		77	63
H 1/3	Maryland Eastern ShoreW		88	56
H 1/5	Florida A&M.....	W	81	56
H 1/10	Missouri.....	W	56	51
A 1/14	Iowa State.....	L	53	65
H 1/17	Kansas State.....	W	73	51
A 1/21	Oklahoma (6).....	L	61	72
H 1/24	Oklahoma State (ot)....	L	74	76
H 1/28	Kansas.....	L	62	68
A 1/31	Texas Tech.....	W	82	69
A 2/4	Colorado.....	W	55	53
H 2/7	Texas (16).....	W	58	55
A 2/14	Missouri (17).....	L	47	70
H 2/18	Colorado.....	W	46	41
A 2/21	Kansas (15).....	L	53	70
H 2/24	Texas A&M.....	L	55	57
A 2/28	Kansas State.....	L	72	77
H 3/4	Iowa State.....	W	77	61
A 3/7	Baylor.....	W	66	62
Phillips 66 Big 12 Tournament^				
N 3/11	Baylor.....	L	49	65
National Invitation Tournament				
A 3/17	New Mexico.....	L	71	83

^Oklahoma City, Okla.
 Season Notes: Despite fielding the shortest team in Division I in 2008-09, Nebraska finished with its first .500 record in Big 12 play in 10 years, and only the third time in the Big 12 era...with 18 regular-season wins, the Huskers earned their second straight NIT berth and 22nd postseason berth in school history... coach Doc Sadler set the Nebraska record for most wins in his first three years in Lincoln, posting 55 over three seasons...senior guard Ade Dagunduro was a third-team All-Big 12 selection by the coaches and media, and was selected to the coaches All-Defense Team...the Huskers continued a streak with at least one win over a ranked opponent for the ninth straight season, defeating No. 16 Texas, 58-55, at home.

2009-10

Overall Record: 15-18
 Conference: 2-14 in Big 12 (12th)
 Home: 12-6 (2-6) Away: 3-12 (0-8)
 Coach: Doc Sadler

H 11/14	USC Upstate.....	W	76	49
A 11/18	Saint Louis.....	L	55	69
H 11/21	TCU.....	W	90	77
H 11/24	UMKC.....	W	70	48
A 11/29	USC.....	W	51	48
H 12/2	Texas-Pan American....	W	81	53
A 12/6	Creighton.....	L	61	67
H 12/10	Chicago State@.....	W	74	39
H 12/12	Oregon State.....	W	50	44
H 12/19	Jackson State@.....	W	57	41
N 12/22	Tulsa\$.....	W	74	70
N 12/23	BYU\$.....	L	66	88
H 12/29	Southern Utah.....	W	94	61
H 1/2	Maryland Eastern Shore W		74	60
H 1/5	Southeastern Louisiana..W		77	59
A 1/9	Texas A&M.....	L	53	64
H 1/13	Kansas (3).....	L	72	84
H 1/16	Iowa State.....	L	53	56
A 1/23	Missouri.....	L	53	70
A 1/27	Colorado.....	L	60	72
H 1/30	Oklahoma.....	W	63	46
H 2/2	Kansas State (10).....	L	57	76
A 2/6	Kansas (1).....	L	64	75
H 2/10	Baylor (24).....	L	53	55
A 2/2	Texas (14).....	L	51	91
A 2/17	Kansas State (7).....	L	87	91
H 2/20	Missouri.....	L	59	74
A 2/24	Iowa State.....	L	74	78
H 2/27	Texas Tech (2ot).....	W	83	79
H 3/2	Colorado.....	L	68	81
A 3/6	Oklahoma State.....	L	55	74
Phillips 66 Big 12 Tournament^				
N 3/10	Missouri.....	W	75	60
N 3/11	Texas A&M (23).....	L	64	70

@Las Vegas Classic, campus sites
 \$Las Vegas Classic, Las Vegas, Nev.; ^Kansas City, Mo.



Lance Jeter earned third-team All-Big 12 honors in 2010-11, helping the Huskers to 19 wins and a berth in the NIT.

Season Notes: Nebraska finished 2-14 in conference play, the Huskers' most league losses in school history... despite the league record, NU became just the second No. 12 seed to win a game at the Big 12 Championship... NU played seven games against ranked squads, including a school-record five straight games against top-25 teams... the Huskers set the school record for 3-point percentage, hitting 39.7 percent to rank 15th nationally... senior Ryan Anderson led the Big 12 Conference in 3-point percentage and finished his career as just the third Husker ever with at least 1,000 points, 500 rebounds and 150 3-pointers... center Jorge Brian Diaz set the NU freshman record for blocked shots with 41 on the season, and was the only freshman ranked in the top 15 in the conference.

2010-11

Overall Record: 19-13
 Conference: 7-9 in Big 12 (t-7th)
 Home: 17-2 (6-2) Away: 2-11 (1-7)
 Coach: Doc Sadler

H 11/12	South Dakota	W	76	68
H 11/15	Arkansas-Pine Bluff	W	83	40
Honda Puerto Rico Tip-Off @				
N 11/18	Vanderbilt @	L	49	59
N 11/19	Davidson @	L	67	70
N 11/21	Hofstra @	W	62	47
H 11/27	USC	W	60	58
H 12/1	Jackson State	W	76	57
H 12/5	Creighton	W	59	54
H 12/8	Alcorn State	W	78	57
H 12/11	TCU	W	70	56
H 12/18	Eastern Washington	W	72	42
H 12/21	Grambling	W	79	39
H 1/3	North Dakota	W	77	46
H 1/5	Savannah State	W	68	48
H 1/8	Iowa State	W	63	62
A 1/12	Missouri (15)	L	69	77
A 1/15	Kansas (3)	L	60	63
H 1/18	Colorado	W	79	67
A 1/22	Texas Tech	L	71	72
H 1/29	Texas A&M (13)	W	57	48
A 2/2	Kansas State	L	53	69
H 2/5	Kansas (2)	L	66	86
A 2/9	Baylor	L	70	74

H 2/12	Oklahoma State	W	65	54
A 2/16	Oklahoma	W	59	58
H 2/19	Texas (3)	W	70	67
H 2/23	Kansas State	L	57	61
A 2/26	Iowa State (ot)	L	82	83
H 3/1	Missouri (22)	W	69	58
A 3/5	Colorado	L	57	67
Phillips 66 Big 12 Tournament^				
N 3/9	Oklahoma State	L	52	53
National Invitation Tournament				
A 3/16	Wichita State	L	49	76
@San Juan, P.R. ^Kansas City, Mo.				

Season Notes: Nebraska reached the postseason for the third time in four years, winning 19 games and reaching the NIT, the school's 23rd postseason appearance in school history... Nebraska enjoyed an 11-game win streak, the program's longest win streak since 1991... senior point guard Lance Jeter earned third-team All-Big 12 honors and became just the third player in Big 12 history to average 10 points, five rebounds and five assists in conference play... Nebraska went 3-3 against ranked teams, as the Huskers' upset of No. 3 Texas was the highest ranked opponent Nebraska has knocked off since 1994. Nebraska's game with North Dakota was moved from Jan. 2 to Jan. 3 because of travel conditions.

2011-12

Overall Record: 12-18
 Conference: 4-14 in Big Ten (t-11th)
 Home: 9-8 (3-6) Away: 2-11 (1-8)
 Coach: Doc Sadler

H 11/11	South Dakota	W	65	48
A 11/14	USC (2ot)	W	64	61
H 11/20	Rhode Island	W	83	63
H 11/23	Oregon	L	76	83
H 11/26	South Dakota State	W	76	64
H 11/30	Wake Forest	L	53	55
A 12/04	Creighton	L	66	76
H 12/07	Florida Gulf Coast	W	51	50
A 12/10	TCU	W	69	57
H 12/17	Alcorn State	W	60	46
H 12/20	Central Michigan	W	72	69
H 12/27	Wisconsin (11)	L	40	64
H 12/31	Michigan State (16)	L	55	68

A 1/3	Ohio State (6)	L	40	71
A 1/7	Illinois	L	54	59
H 1/11	Penn State	W	70	58
A 1/15	Wisconsin	L	45	50
H 1/18	Indiana (11)	W	70	69
H 1/21	Ohio State (6)	L	45	79
A 1/26	Iowa	W	79	73
A 2/2	Northwestern	L	74	84
H 2/5	Minnesota	L	61	69
H 2/8	Michigan (22)	L	46	62
A 2/11	Penn State	L	51	67
H 2/18	Illinois	W	80	57
A 2/22	Purdue	L	65	83
A 2/25	Michigan State (6)	L	34	62
H 2/29	Iowa	L	53	62
A 3/3	Minnesota	L	69	81

Big Ten Tournament^
 N 3/8 Purdue L 61 79
 ^Indianapolis, Ind.

Season Notes: Nebraska finished its first season in the Big Ten with a 4-14 conference record to tie for 11th... Nebraska's 14 conference losses tied a program high, although it was the first time in school history that Nebraska played 18 conference games... NU played seven games against ranked teams in 2012, including a win over No. 12 Indiana... team set a school record for free throw percentage and ranked seventh nationally at 76.7 percent, breaking the previous mark of 76.5 percent in 1967-68... Bo Spencer's 15.4 points per game was the most by a Husker guard since the 2004-05 season... Nebraska overcame three double-figure deficits, including a 13-point second-half comeback against Indiana... Nebraska's 34-point home loss to Ohio State was the worst home loss in program history... The 2011-12 season was the final season for Doc Sadler, who compiled a 101-89 record in six seasons, guiding Nebraska to three postseason appearances.

2012-13

Overall Record: 15-18
 Conference: 5-13 in Big Ten (10th)
 Home: 11-7 (4-5) Away: 4-11 (1-8)
 Coach: Tim Miles

H 11/11	Southern	W	66	55
Joe Cipriano Nebraska Classic ^				
H 11/15	Valparaiso	W	50	48
H 11/18	UNO	W	75	62
H 11/21	Tulane	W	61	57
H 11/24	Kent State	L	60	74
A 11/27	Wake Forest	W	79	63
H 12/3	USC	W	63	51
H 12/6	Creighton (16)	L	42	64
A 12/15	Oregon	L	38	60
H 12/18	Jacksonville State	W	59	55

WestStar Bank Don Haskins Sun Bowl Invitational^				
N 12/22	Central Michigan	W	89	75
A 12/23	UTEP	L	52	68
H 12/29	Nicholls State	W	68	59
A 1/2	Ohio State (8)	L	44	70
H 1/6	Wisconsin	L	41	47
A 1/9	Michigan (2)	L	47	62
A 1/13	Michigan State (22)	L	56	66
H 1/16	Purdue	L	56	65
A 1/19	Penn State	W	68	64
H 1/22	Illinois	L	51	71
H 1/26	Northwestern	W	64	49
A 1/29	Minnesota (23)	L	65	84
H 2/2	Ohio State (11)	L	56	63
H 2/9	Penn State	W	67	53
A 2/13	Indiana (1)	L	47	76
H 2/16	Michigan State (8)	L	64	73
H 2/23	Iowa	W	64	60
A 2/26	Wisconsin (17)	L	46	77
A 3/2	Illinois	L	65	72
H 3/6	Minnesota	W	53	51
A 3/9	Iowa	L	60	74

Big Ten Tournament!
 N 3/14 Purdue W 57 55
 N 3/15 Ohio State! (10) L 51 70
 ^Lincoln, Neb.; ^El Paso, Texas; !-Chicago, Ill.

Season Notes... Tim Miles became the 27th head coach in program history on March 24, 2013... Miles became the first Husker coach to win his road debut since the 1919-20 season when the Huskers defeated Wake Forest in the ACC/Big Ten Challenge... 10 of the Huskers' 18 losses came against ranked teams, as the 10 ranked opponents tied the most in a single-season in school history (also 1994-95 and 1991-92)... Nebraska went 11-7 in the final year of the Devaney Center, finishing with an all-time record of 447-151 (.751) in the 37 years at the Devaney Center... Dylan Talley earned honorable-mention All-Big Ten honors, leading the Huskers in both scoring (13.7 ppg) and assists (2.5 apg) and becoming the first Husker to win a season-ending award in the Big Ten era... Nebraska won its first-ever Big Ten Tournament game with a 57-55 win over Purdue at the United Center in Chicago.

2013-14

Overall Record: 19-13
 Conference: 11-7 in Big Ten (4th)
 Home: 15-1 (8-1) Away: 3-12 (3-6)
 Coach: Tim Miles

H 11/8	Florida Gulf Coast	W	79	55
H 11/12	Western Illinois	W	62	47
H 11/17	South Carolina State	W	83	57
at Charleston Classic@				
N 11/21	UMass@	L	90	96
N 11/22	UAB@	L	74	87
N 11/24	Georgia@	W	73	65
H 11/30	Northern Illinois	W	63	58
H 12/4	Miami	W	60	49
A 12/8	at Creighton	L	67	82
H 12/14	Arkansas State	W	79	66
H 12/21	The Citadel	W	77	62
A 12/28	at Cincinnati	L	59	74
A 12/31	Iowa (22)	L	57	67
A 1/4	Ohio State (3)	L	53	84
H 1/9	Michigan	L	70	71
A 1/12	at Purdue	L	64	70
H 1/20	Ohio State (18)	W	68	62
A 1/23	at Penn State	L	54	58
H 1/26	Minnesota	W	82	78
H 1/30	Indiana	W	60	55
A 2/5	Michigan (10)	L	50	79
A 2/8	Northwestern	W	53	49
H 2/12	Illinois	W	67	58
A 2/16	Michigan State (9)	W	60	51
H 2/20	Penn State	W	60	67
H 2/23	Purdue	W	76	57
A 2/26	Illinois	L	49	60
H 3/1	Northwestern	W	54	47
A 3/5	Indiana	W	70	60
H 3/9	Wisconsin (9)	W	77	68

at B1G Tournament!
 N 3/14 Ohio State! (24) L 67 71
 at NCAA Tournament*
 N 3/21 Baylor * (23) L 60 74
 @-Charleston, S.C.; !-Indianapolis, Ind.; * -San Antonio, Texas

Season Notes: Nebraska reached the NCAA Tournament for the first time since 1998... Tim Miles was named Big Ten Coach of the Year and also won the Jim Phelan Award for national coach of the year... Nebraska went 11-7 in the Big Ten to finish fourth, its best conference finish since 1998-99... Nebraska opened Pinnacle Bank Arena and went 15-1 at home in the facility, the program's best home record since going 17-1 in 1982-83... Nebraska had two wins over top-10 teams, including a road win at No. 9 Michigan State, the first top-10 road win since 1997... Sophomore guard Terran Petteway earned unanimous All-Big Ten honors... Petteway led the Big Ten in scoring at 18.1 ppg, becoming the first Husker in over 60 years to lead the conference in scoring... He also averaged a conference-best 18.6 ppg in Big Ten play, becoming the first Husker since Andre Smith in 1980-81 to lead in conference play... Sophomore Shavon Shields joined Petteway on the All-Big Ten team, earning honorable-mention accolades.

MEDIA INFORMATION



ATHLETIC DEPARTMENT DIRECTORY

UNIVERSITY OF NEBRASKA

The University of Nebraska-Lincoln does not discriminate based on gender, age, disability, race, color, religion, marital status, veteran's status, national or ethnic origin or sexual orientation.

ATHLETIC DEPARTMENT MISSION

The mission of the University of Nebraska Athletic Department is to serve our student-athletes, coaches, staff and fans by: Displaying Integrity in every decision and action; Building and maintaining Trust with others; Giving Respect to each person we encounter; Pursuing unity of purpose through Teamwork; Maintaining Loyalty to student-athletes, co-workers, fans and the University of Nebraska.

FACILITY USE RESTRICTIONS

The University of Nebraska-Lincoln has an interest in protecting its facilities, property and reputation associated with its intercollegiate sports. Therefore, no person shall be permitted to access or use the arenas, facilities and other University of Nebraska intercollegiate athletic venues without first securing the permission of the Director of Athletics or his/her designee. The only exception is an individual who records an image (e.g. photograph, videotape) for his/her non-commercial personal use. In no case shall any person be permitted to use these venues for the purposes of promoting the sale or manufacture of alcohol or tobacco or the promotion of any venture associated directly or indirectly with legal or illegal gaming or gambling.

ATHLETIC DEPARTMENT FACTS

Location (Population) Lincoln, Neb. (258,379)
 Founded (Enrollment) 1869 (25,006)
 Chancellor Harvey Perlman, J.D.
 Director of Athletics Shawn Eichorst
 Institutional Representative Josephine Potuto, J.D.
 Athletic Department Phone..... (402) 472-4224
 Ticket Office..... (402) 472-3111 or (800) 8BIGRED
 Nickname..... Cornhuskers, Huskers
 Colors Scarlet and Cream
 Conference Big Ten
 First year of basketball 1896-97
 All-time record..... 1,433-1,273
 NCAA Appearances (last)..... 7 (2014)
 NIT Appearances (last) 17 (2011)
 Arena (Opened) Pinnacle Bank Arena (2013)
 Capacity 15,000

ATHLETIC ADMINISTRATION

General Office Number (402) 472-3011
 Director of Athletics Shawn Eichorst
 Executive Associate Athletic Director Marc Boehm
 Senior Associate A.D. Bob Burton
 Senior Associate A.D./Academics Dennis Leblanc
 Senior Associate A.D./SWA/Administration Pat Logsdon
 Senior Associate A.D./CFO/Business Office John Jentz
 Senior Associate A.D./ Performance &
 Strategic Research Steve Waterfield
 Associate A.D./Compliance Jamie Vaughn
 Associate A.D./Diversity, Student-Athlete
 Recruitment & Leadership Initiatives Jamie Williams
 Associate A.D./Community Relations Chris Anderson
 Associate A.D./Life Skills & N Club Keith Zimmer
 Associate A.D./Development & Ticket Operations
 Diane Mendenhall

ATHLETIC MEDICINE (402) 472-2276

Associate A.D./Athletic Medicine Lonnie Albers, M.D.
 Associate Director of Athletic Medicine/
 Head Athletic Trainer Jerry Weber
 Men's Basketball Athletic Trainer R.J. Pietig
 Head Football Athletic Trainer Mark Mayer
 Assistant Athletic Trainers Brandon Armstrong,
 Brad Brown, Tom Dufresne, Jolene Emricson,
 Drew Hamblin, Marcia Kennedy, Lisa Loewenstein,
 Jeff Rudy, Julie Tuttle, Tyler Weeda
 Chief of Staff/Orthopaedic Surgeon Dr. Pat Clare
 Orthopaedists Dr. Robert Dugas, Dr. Justin Harris,
 Dr. David Clare
 Athletic Psychologist Brett Haskell
 Director of Sports Nutrition Lindsey Remmers
 Assistant Director of Sports Nutrition Ryan Reist

ATHLETIC PERFORMANCE (402) 472-3333

Assistant A.D./Strength & Conditioning Boyd Epley
 Director of Strength & Conditioning Performance Research
 Mike Arthur
 Men's Basketball Strength Coach Tim Wilson
 Women's Basketball Strength Coach Rusty Ruffcorn
 Head Football Strength Coach James Dobson
 Assistant Strength Coaches Tyler Clarke, Lauren Harris
 Willie Jones, Brian Kmitta, Jon Pfeifer, Taylor Porter
 Jason Powell, Ben Schumacher

HUSKERVISION (402) 472-4645

Assistant A.D./HuskerVision Shot Kleen
 Executive Director of Video Production Kirk Hartman
 Video Services Coordinator Mike Hodges
 Broadcast Engineer Scott Guthrie
 Video Production Coordinator Amanda Holzwarth
 Video Production Specialists Tyler Bassinger (MBB)
 Kevin Raguse, Chris Pankonin

MEDIA RELATIONS (402) 472-2263

Assistant A.D./Media Relations Keith Mann
 Director of Media Relations Operations Jeff Griesch
 Associate Director Shamus McKnight (MBB)
 Assistant Directors... Jeremy Foote, Matt Smith, Nate Pohlen
 Photographer Scott Bruhn
 Designer Annie Wood
 Director of Digital Media Kelly Mosier
 Web & Digital Media Design Specialist Andy Wenstrand
 Digital Media Content Strategist Ridge Barber
 Digital Media Content Assistant Kyle Benzion
 Administrative Assistant Vicki Capazo
 Interns Connor Stange, Maggie Still
 Student Assistants Elly Burton, Tyson Carlson,
 Stephanie Carpenter, Kailyn Hawkins, Gage Peake
 Erica Nett, Jamie Schleppenbach, Nate Olsen

ACADEMIC PROGRAMS AND STUDENT SERVICES (402) 472-2042

Associate Director of Academic Programs Katie Jewell
 Associate Director of Academic Programs... Kim Schellpeper
 Coordinator of Student-Athlete Development Alvin Banks
 Academic Counselors Caleb Hawley, Sheri Hastings,
 Mike Nieman
 Learning Specialists Andrea Einspahr, Denise Howell
 Joann Ross
 Administrative Assistant Leah Huber

ATHLETIC MARKETING (402) 472-0775

Director of Fan Experience Ethan Rowley
 Director of Ticket Marketing Lonna Kliment
 Assistant Directors of Fan Experience Torrey Ball,
 Matt Tomjack

SUPPORT STAFF

Associate A.D./Facilities and Events Butch Hug
 Assistant A.D./Facilities Eric Haynes
 Associate A.D./Capital Planning and Construction John Ingram
 Assistant A.D./Ticketing Holly Adam
 Director of Business Operations Jan Brown
 Director of Planning and Reporting Kevin Herbel
 Director of Business Enterprises Jami Hagedorn
 Director of Information Technology Dan Floyd
 Director of Athletic Events Matt Davidson
 Senior Writer/Director of Creative Services Randy York
 Director of Human Resources Daisymae Brayton

NEBRASKA HEAD COACHES

Baseball	Darin Erstad	472-2269
Basketball (Men)	Tim Miles	472-2265
Basketball (Women)	Connie Yori	472-6462
Bowling (Women)	Bill Straub	472-0404
Cross Country	David Harris	472-6461
Football	Bo Pelini	472-3116
Golf (Men)	Bill Spangler	472-6472
Golf (Women)	Robin Krapfl	472-1415
Gymnastics (Men)	Chuck Chmelka	472-6476
Gymnastics (Women)	Dan Kendig	472-3808
Rifle (Women)	Ashley Rose	472-6167
Soccer (Women)	John Walker	472-0456
Softball	Rhonda Revelle	472-8801
Swimming/Diving	Pablo Morales	472-3186
Tennis (Men)	Kerry McDermott	472-6464
Tennis (Women)	Scott Jacobson	472-6473
Track and Field	Gary Pepin	472-6461
Volleyball/Sand Volleyball	John Cook	472-2399
Wrestling	Mark Manning	472-9430

MEDIA GUIDE CREDITS

The 2014-15 Nebraska men's basketball media guide was produced by the Nebraska Media Relations Office. The guide was written, designed and edited by Associate Media Relations Director Shamus McKnight with editing assistance provided by Assistant A.D./Media Relations Director Keith Mann and Director of Media Relations Operations Jeff Griesch. Additional research and editing by Administrative Assistant Vicki Capazo. Special thanks to freelance writer Mike Babcock for his writing contributions.

Photo credits to Scott Bruhn, Travis Shafer and Nate Olsen, Nebraska Media Relations; John F. Grieshop/Schwartzman Photos; Steven Maikoski, USA Basketball, Garrett Ellwood and NBA Photos/Getty Images, Scott Cunningham, NBAE/Getty Images, Tom Slocum, Richard Voges, David McGee, Gary Dougherty, Cassandra Sitzman, Chip Duden, the DLR Group and The Associated Press.

Cover design by Annie Wood. Cover photography by Scott Bruhn. Copyrighted by Nebraska Media Relations. The cost of the 2014-15 Nebraska media guide is \$9.34 plus \$0.66 tax.

NEBRASKA MEDIA OUTLETS

NEWSPAPERS/WIRE SERVICES

Associated Press **ap.org**
 909 N. 96th, Suite 104, Omaha, NE 68114
 402-391-0031 (800-642-9920) Fax: 402-391-1412
 Eric Olson (eolson@ap.org)

Lincoln Journal Star **journalstar.com**
 926 P Street, Lincoln, NE 68508
 402-473-7431 Fax: 402-473-7291
 Sports Editor-TBA
 Beat Writer-Brian Rosenthal (brosenthal@journalstar.com)
 Columnist-Steve Sipple (ssipple@journalstar.com)

Omaha World-Herald **omaha.com**
 1314 Douglas St., #100, Omaha, NE 68102
 402-444-1000 (800-284-6397) Fax: 402-344-3343
 Sports Editor-Thad Livingston (thad.livingston@owh.com)
 Beat Writer-Lee Barfknecht (lee.barfknecht@owh.com)
 Columnist-Tom Shatel (tom.shatel@owh.com)

Daily Nebraskan **dailynebraskan.com**
 20 Nebraska Union, Lincoln, NE 68588-0448
 402-472-1763 Fax: 402-472-1761
 Sports Editor-Natasha Rausch (sports@dailynebraskan.com)

Beatrice Sun **beatricedailysun.com**
 200 North 7th Street, Beatrice, NE 68310
 402-223-5233 Fax: 402-228-3571
 Sports Editor-Luke Nichols (beatrice.news@lee.net)

Columbus Telegram **columbustelegram.com**
 1254 27th Ave., Columbus, NE 68601
 402-564-2741 Fax: 402-563-7500
 Sports Editor-Zach Chriswell (sports@columbustelegram.com)

Fremont Tribune **ftrib.com**
 135 N. Main St, Fremont, NE 68025
 402-721-5000 Fax: 402-721-8047
 Sports Editor-Brent Wasenius (tribnews@ftrib.com)

Grand Island Independent **theindependent.com**
 422 W 1st., P.O. Box 1208, Grand Island, NE 68801
 308-382-1000 Fax: 308-382-8129
 Sports Editor-Bob Hamar (bob.hamar@theindependent.com)

Hastings Tribune **hastingstribune.com**
 908 W. 2nd Street, P.O. Box 788, Hastings, NE 68902
 402-462-2131 Fax: 402-462-2184
 Sports Editor-Mike Zimmerman (mzimmerman@hastingstribune.com)

Holdrege Daily Citizen
 418 Garfield Street, Holdrege, NE 68949
 308-995-4441 Fax: 308-995-5992
 Sports Editor-Tunney Price (HoldregeCitizenSports@yahoo.com)

Kearney Hub **kearneyhub.com**
 13 East 22nd Street, Kearney, NE 68848
 308-237-2152 Fax: 308-233-9745
 Sports Editor-Buck Mahoney (news@kearneyhub.com)

McCook Gazette **mccookgazette.com**
 W. First and E Streets, P.O. Box 1268, McCook, NE 69001
 308-345-4500 Fax: 308-345-7881
 Sports Editor-Steve Kodad (sports@mccookgazette.com)

Nebraska City News-Press **ncnewspress.com**
 P.O. Box 757, Nebraska City, NE 68410
 402-873-3334 Fax: 402-873-5436
 Sports Editor-Kirt Manion (kmanion@ncnewspress.com)

Norfolk Daily News **norfolkdailynews.com**
 525 Norfolk Ave., Norfolk, NE 68701
 402-371-1020 Fax: 402-644-2080
 Sports Editor-Jay Prauner (jprauner@norfolkdailynews.com)

North Platte Telegraph **nptelegraph.com**
 621 N. Chestnut Street, North Platte, NE 69101
 308-532-6000 Fax: 308-532-9268
 Sports Editor-Andrew Bottrell (abottrell@nptelegraph.com)

Scottsbluff Star-Herald **starherald.com**
 1405 Broadway, Box 1709, Scottsbluff, NE 69361
 308-632-9000 Fax: 308-632-9003
 Sports Editor-Jeff Fielder (sports@starherald.com)

York News-Times **yorknewstimes.com**
 327 Platte Ave., P.O. Box 279, York, NE 68467
 402-362-4478 Fax: 402-362-6748
 Sports Editor-Ken Kush (ken.kush@yorknewstimes.com)

TELEVISION STATIONS
KOLN-TV (CBS, Channels 10-11) **kolnkgin.com**
 840 N. 40th, Lincoln, NE 68503
 402-467-9270 Fax: 402-467-9208
 Sports Director-Kevin Sjuts (sports@kolnkgin.com)
 Adam Krueger, Drew White

KLKN-TV (ABC, Channel 8) **klkntv.com**
 3240 So. 10th, Lincoln, NE 68502
 402-434-8000 Fax: 402-436-2236
 Sports Director-Brett Edwards (sports@klkntv.com)
 Peter Terpstra, Andrew Ward

WOWT-TV (NBC, Channel 6) **wowt.com**
 3501 Farnam Street, Omaha, NE 68131
 402-233-7940 Fax: 402-346-6740
 Sports Director-Ross Jernstrom (sixonline@wowt.com)
 Greg Ortiz, John Chapman

KETV (ABC, Channel 7) **ketv.com**
 2265 Douglas St., Omaha, NE 68131
 402-978-8958 Fax: 402-978-8931
 Sports Director-Andy Kendeigh (akendeigh@huskers.com)
 Thor Tripp

KMTV (CBS, Channel 3) **km3.com**
 10714 Mockingbird, Omaha, NE 68127
 402-592-4330 Fax: 402-592-4714
 Sports Director-Phil Aldridge (paldridge@jrn.com)
 Garrett Gordon

KPTM-TV (Fox, Channel 42) **kptm.com**
 4625 Farnam Street, Omaha, NE 68132
 402-554-4286 Fax: 402-554-4292
 Sports Director-Ralph Wood (sports42@kptm.com)

NTV (ABC, Channel 13)
 P.O. Box 220, Kearney, NE 68848
 308-743-2494 Fax: 308-743-2660
 Sports Anchor-Dave Griek (dgriek@nebraska.tv)

KSNB (NBC, Channel 4) **nbcbn.com**
 123 North Locust St., Hastings, NE 68802
 402-463-1321
 Sports Director-Jeff Packer (jeff.packer@nbcbn.com)
 Will Sherratt, Ed Littler

KNOP-TV (NBC, Channel 2) **knoptv.com**
 P.O. Box 749, North Platte, NE 69101
 308-532-2222 Fax: 308-532-9579
 Sports Director-Joe Swift (sports@knoptv.com)

NET Sports (PBS, Channel 12) **net.unl.edu**
 1800 No. 33rd Street, Lincoln, NE 68583-0747
 402-472-3611 Fax: 402-472-5347
 Executive Producer-Joe Turco (jturco1@unl.edu)

RADIO STATIONS
KLIN (1400 AM)* **klin.com**
 4343 O St., Lincoln, NE 68510
 402-475-4567 Fax: 402-474-8011
 Program Director-Kevin Thomas (kthomas@broadcasthouse.com)
 Sports Director-Chris Whitney (cwhitney@broadcasthouse.com)
 *Lincoln Designates for Husker Sports Network

KFAB (1110 AM)* **kfab.com**
 5010 Underwood Ave., Omaha, NE 68132
 402-556-8000 Fax: 402-556-8937
 Program Director-Gary Sadlemeyer (garysadlemeyer@hotmail.com)
 *Omaha Designate for Husker Sports Network

KRVN (880 AM)* **krvn.com**
 1007 Plum Creek Pkwy., Lexington, NE 68850-0880
 308-324-2371 Fax: 308-324-5786
 Sports Director-Jayson Jorgensen (jjorgensen@krvn.com)
 *Designate for Husker Sports Network

KRNU (90.3 FM) **krnu.unl.edu**
 201 Andersen Hall, Lincoln, NE 68588-0466
 402-472-3054 Fax: 402-472-8403
 Station Manager-Rick Alloway (krnu@unl.edu)

KLMS (1480 AM) **espn1480.com**
 3800 Cornhusker Hwy., Lincoln, NE 68504
 402-466-1234 Fax: 402-467-4095
 Sports Director-Nick Gregath (NR@espn1480.com)

KOZN (1620 AM) **1620thezone.com**
 5011 Capitol Suite, #300, Omaha, NE 68132
 402-951-1620 Fax: 402-342-7041
 Program Director-Neil Nelkin
 Sports Director-John Bishop (john@1620thezone.com)

KOMJ (590 AM) **bigsports590.com**
 5030 N. 72nd Street, Omaha, NE 68134
 402-573-0590

KNTK (93.7 FM) **theticketfm.com**
 330 North 48th Street, Suite A, Lincoln, NE 68504
 402-464-5611 Fax: 402-464-5615
 Sports Director-John Gaskins (jgaskin59@hotmail.com)

MAGAZINES/ONLINE PUBLICATIONS

Hail Varsity Magazine **HailVarsity.com**
 Editor-Aaron Babcock (aaron@hailvarsity.com)
 Writer-Mike Babcock (mbabcock1@neb.rr.com)

Huskies Illustrated **Huskiesillustrated.com**
 Editor-Darren Ily (darrenily@huskiesillustrated.com)
 Writer-Michael Bruntz (michael.bruntz@gmail.com)
 Writer-Lanny Holstein (lannyholstein@gmail.com)
 Writer-Mike Schaefer (mikejschaefer@gmail.com)

Big Red Report **BigRedReport.com**
 Publisher-Josh Harvey (jharvey@scout.com)
 Editor-Shane Gilster (shane@scout.com)

HuskiesOnline.com
 Editor-Sean Callahan (sean@huskiesonline.com)
 Writer-Robin Washut (robin@huskiesonline.com)

MEDIA INFORMATION & POLICIES

The 2014-15 Nebraska media guide is designed to assist the media in its coverage of the Nebraska Cornhusker men's basketball program. Additional information, including releases, photographs and video may be obtained by contacting the Media Relations Office at (402) 472-2263, or in many cases can be found on Huskers.com.

Please take a moment to review the following policies and services, which are intended to assist media members in their coverage of Nebraska basketball this season.

MEDIA CREDENTIALS

All requests for press, broadcast, photo and parking credentials for Nebraska basketball home games should be directed to Vicki Capazo (vcapazo@huskers.com), One Memorial Stadium, P.O. Box 880123, Lincoln, NE, 68588-0123. Credential requests can also be sent via e-mail to Associate Media Relations Director Shamus McKnight (smcknight@huskers.com) at least one week before the game.

As a general rule, working space is allocated on the following basis:

- 1) daily newspaper and wire-service writers covering for next-day publication;
- 2) radio and television personnel for broadcast origination;
- 3) sports editors of Nebraska daily newspapers;
- 4) official school student daily newspaper;
- 5) approved special coverage;
- 6) press and TV working photographers.

Generally, weekly newspaper representatives, Internet news services and non-originating radio representatives cannot be accommodated because of space limitations. Internet writers for sites affiliated with established, nationally recognized media outlets will be considered on a game-by-game basis as space allows. Credentials will not be granted for writers or photographers for Internet sites that are not affiliated with an accredited news organization.

MEDIA WILL CALL/MEDIA PARKING

Media passes that are not mailed may be picked up at the Will-Call window, located near the main ticket office at Pinnacle Bank Arena. The main ticket office is located on the south end of Pinnacle Bank Arena. The will-call window opens 90 minutes before tipoff and photo identification is required for pickup of credentials or tickets.

For the 2014-15 season, media parking is located in Lot 24, which is located on 9th Street between R and S streets. Media should enter the lot from S Street and the media lot is located about two blocks from the main entrance of Pinnacle Bank Arena. Parking is available on a first-come, first-served basis.

COACH MILES INTERVIEW TIME

Coach Miles will hold press availability with the local media prior to each game, either at the Hendricks Training Complex or at Pinnacle Bank Arena. Typically one or two players will be available at that time, depending on class schedules. Additional player interviews can be conducted after practice. All interviews with Coach Miles must be scheduled through the Media Relations Office. Contact the Media Relations Office for a daily schedule.

Out-of-town media are encouraged to participate in the Big Ten weekly teleconference. Coach Miles will participate in the telephonic press conferences (see schedule, above right) each week beginning at 9 a.m. (CST). The teleconferences begin on Monday, Jan. 5, and continue throughout the season. Contact the Big Ten Conference communications staff at (847) 696-1010 for more information on how to join the conference call.

POSTGAME INTERVIEWS

Nebraska's locker room is closed to the media at home and on the road. For home games, Nebraska's postgame news conference will be held following a brief cooling off period in the interview room (C-145) off the northeast corner of the court. The opposing team is housed in the visitor's locker room, located off the northwest corner of the playing floor and will

BIG TEN TELECONFERENCE

BIG TEN WEEKLY TELECONFERENCE

The Big Ten Conference men's basketball coaches will participate in a weekly media-only teleconference during the 2014-15 season. The calls begin on Monday, Jan. 5, and the tentative schedule follows:

Monday, Jan. 5	Monday, Feb. 9
Monday, Jan. 12	Monday, Feb. 16
Monday, Jan. 19	Monday, Feb. 23
Monday, Jan. 26	Monday, March 2
Monday, Feb. 2	Monday, March 9

The teleconference begins at 9 a.m. Central Time. Contact the Big Ten Communications Office at (847) 696-1010 for the call in and replay phone numbers as well as the weekly passcode. The calls will also be available for play back roughly two hours after each teleconference through Wednesday of the week and also on Bigten.org.

9:00 a.m.	- Tom Crean, Indiana
9:08 a.m.	- Fran McCaffery, Iowa
9:16 a.m.	- John Groce, Illinois
9:24 a.m.	- Chris Collins, Northwestern
9:32 a.m.	- Mark Turgeon, Maryland
9:40 a.m.	- Matt Painter, Purdue
9:48 a.m.	- Patrick Chambers, Penn State
9:56 a.m.	- Tom Izzo, Michigan State
10:04 a.m.	- Eddie Jordan, Rutgers
10:12 a.m.	- Bo Ryan, Wisconsin
10:20 a.m.	- John Beilein, Michigan
10:28 a.m.	- Thad Matta, Ohio State
10:36 a.m.	- Richard Pitino, Minnesota
10:44 a.m.	- Tim Miles, Nebraska

be available following the cooling off period. The visiting coach will also be brought to the postgame interview room. Make requests for opposing players and coaches through the visiting SID. To access the media work room and postgame interview room, take the elevator from the main concourse behind Section 103.

On the road, Coach Miles and select players will be available upon request after the cooling off period. Check with Associate Media Relations Director Shamus McKnight regarding where player interviews will take place.

PLAYER INTERVIEWS

All media requests for interviews with Nebraska basketball players should be directed to Associate Media Relations Director Shamus McKnight [office phone: (402) 472-7772, cell phone: (402) 540-0268] at least one day in advance. The best time for in-season interviews is after practices, depending on class schedules. Players will not be available on game days.

Selected practices will be open to the media during the season with seating on the balcony overlooking the practice court at the Hendricks Training Complex or at Pinnacle Bank Arena. Contact the Media Relations Office for practice availability.

PRESS SEATING

Press row for writers and non-originating radio networks is located in Section 121 (northwest corner), just below the main concourse. The visiting radio network is located

NEBRASKA MEDIA RELATIONS STAFF



KEITH MANN
Assistant A.D./
Media Relations
Director



SHAMUS MCKNIGHT
Associate Media
Relations Director/
Men's Basketball



JEFF GRIESCH
Media Relations
Director of Operations



JEREMY FOOTE
Assistant Media
Relations Director



MATT SMITH
Assistant Media
Relations Director



NATE POHLEN
Assistant Media
Relations Director



VICKI CAPAZO
Administrative
Assistant



SCOTT BRUHN
Athletic Department
Photographer



ANNIE WOOD
Design Specialist



across from the scorer's table, along with the Husker Sports Network spot and live television tables. The camera deck is located above Sections 116 and 117. Television crews broadcasting live may shoot from either floor level (northeast or southwest baselines) or the camera deck, but they may not occupy space in the upper-level video area.

MEDIA WORK ROOM

A media work room (C-151) is available on the east side of Pinnacle Bank Arena, a short walk from the Interview room. Media can use the room prior to, during and after the game to write and send stories. Wireless Internet is available in the room, while media entities needing ethernet lines to transmit photography and video should contact Jason Matthews, Technology Manager at Pinnacle Bank Arena, by phone at (402) 904-5660 or by email at jmathews@smglincoln.com at least three days in advance.

Notes and flipcards and media guides will also be available, and a pregame meal will be available approximately one hour prior to tipoff. To access the media work room and postgame interview room, take the elevator from the main concourse behind Section 103.

PHOTOGRAPHY/VIDEO BOXES

Photography and video boxes are located along both baselines in front of the courtside seating area. Spots will be assigned on a game-by-game basis, and those boxes are the only place photographers can shoot from. Once the team enters the court for pregame warmups, photographers should not be on the court at any time.

WIRELESS INTERNET

Pinnacle Bank Arena has a secured media wireless network for working media. Instructions will be available on how to access the network in the media work room and on press row. A member of NU's competing service staff will be on hand to assist media needing access.

MEDIA SERVICES

Notes, flipcards and media guides will be provided before each game. Final statistics, play-by-play sheets and quotes from each locker room will be distributed via email following the game and will be available on Huskers.com. A light pregame meal will be served in the media work room (C-151) prior to tipoff.

RADIO/TELEVISION BROADCAST SPACE

Requests for live radio and television broadcast space should be made to Associate Media Relations Director Shamus McKnight at smcknight@huskers.com. If statisticians are needed, contact Shamus McKnight at least three days in advance.

RADIO BROADCAST RIGHTS

The University of Nebraska-Lincoln and IMG World own exclusive radio broadcast rights to all of the University's men's basketball games. Other than the Husker Sports Network and the University of Nebraska student radio station (KRNU), the only radio stations or networks allowed to broadcast Nebraska games from Pinnacle Bank Arena are those that have rights to broadcast games played by the opposing team.

All radio stations and networks broadcasting from the Pinnacle Bank Arena must receive prior permission from the University. Any representative of a radio station or network that has not purchased such rights shall not air live game action or description of any game while it is in progress, nor shall such representatives air tape-recorded or live commentary of Nebraska coaches or players from the premises for one hour before or 20 minutes after a game.

Only stations that have purchased broadcast rights may install telephone lines on press row, or use telephone lines on press row for reporting on games. By accepting media credentials, representatives of stations and networks that have not purchased broadcast rights signify their agreement to all stipulations.

BROADCAST TELEPHONE LINES

The Husker Sports Network installs telephone lines for visiting official broadcasts and charges a fee for the use of those lines for non-conference games. Big Ten official stations receive the use of the lines free of charge as part of a cooperative. Those interested in using the lines should contact Mike Elliott of Husker Sports Network at (402) 332-4000.

Official visiting radio stations are welcome to have their own telephone lines installed at the visiting radio position and may do so by contacting Jason Matthews, Technology Manager at Pinnacle Bank Arena, by phone at (402) 904-5660 or jmathews@smglincoln.com. Visiting teams should contact Associate Media Relations Director Shamus McKnight before the game to find out where the broadcast position is located.

PRO SCOUTING PASSES

Per Big Ten Conference rules, the University of Nebraska provides press box access to scouts of professional basketball teams based on availability. If no space is available in the press box, scouts may arrange through the Media Relations Office (402) 472-2263 to purchase tickets for Nebraska home games.

PINNACLE BANK ARENA DIRECTIONS

Pinnacle Bank Arena is located at the Northwest end of the Haymarket District in downtown Lincoln. Due to construction around Pinnacle Bank Arena and the West Haymarket Development Project, please check Huskers.com for the most up-to-date traffic information. The address for Pinnacle Bank Arena is 400 Pinnacle Arena Drive.

From Lincoln Municipal Airport: Turn right on Northwest 12th Street as you drive out of the airport. Northwest 12th Street becomes Cornhusker Highway, which intersects with I-180. Turn south (right) onto I-180 until it becomes 9th Street. Turn right onto R Street. Pinnacle Bank Arena is north of R Street at the intersection of R Street and Canopy Street.

From Omaha's Eppley Airfield: Follow the signs to downtown Omaha and I-480. Take I-480 West to I-80, then take I-80 West approximately 60 miles to I-180. Turn south (right) onto I-180 until it becomes 9th Street. Turn right onto R Street. Pinnacle Bank Arena is north of R Street at the intersection of R Street and Canopy Street.

TELEVISION, RADIO, INTERNET BROADCAST RIGHTS AND RESTRICTIONS

Nebraska, its opponent and the respective conference designate the broadcast rights for all games. No pregame coverage shall be permitted for two hours before the game without the express permission of the University of Nebraska, the Big Ten Conference and the broadcast rights holder. Live postgame interviews may not be aired while the television rights holder is still on the air.

Per the Big Ten Conference, a maximum of two minutes (2:00) of game video footage (without audio) may be utilized during the seven days following the conclusion of the game solely within regularly scheduled bona fide news programming distributed via television, and may not be distributed via the internet, wireless or other forms of media.

Any secondary use of any picture, photograph, audio description, video, film/tape, drawing or other description of a game taken or made by the accredited organization or individual to whom this credential has been issued (including, but not limited to use in delayed editorial or non-editorial advertising, sales promotion or merchandising) is prohibited without prior specific written approval of the Big Ten Conference. Nothing in these terms and conditions authorizes or allows bearer to violate any of the trademarks, copyright and other proprietary rights of the Big Ten Conference.

This restriction also includes highlights of games while in progress (live or recorded). Use of video highlights in any other manner or any media distribution platform without the advanced written permission of the Big Ten Conference is expressly prohibited. Any agency wishing to use film or video in any other manner must obtain written permission for such usage from the Big Ten Conference.

Local television stations may not originate a pre- or post-game show from inside Pinnacle Bank Arena.

Any blogs, live chats, social media posts, etc. from the game site should not serve as a substitute for, or otherwise approximate, play-by-play accounts of a game in any medium.

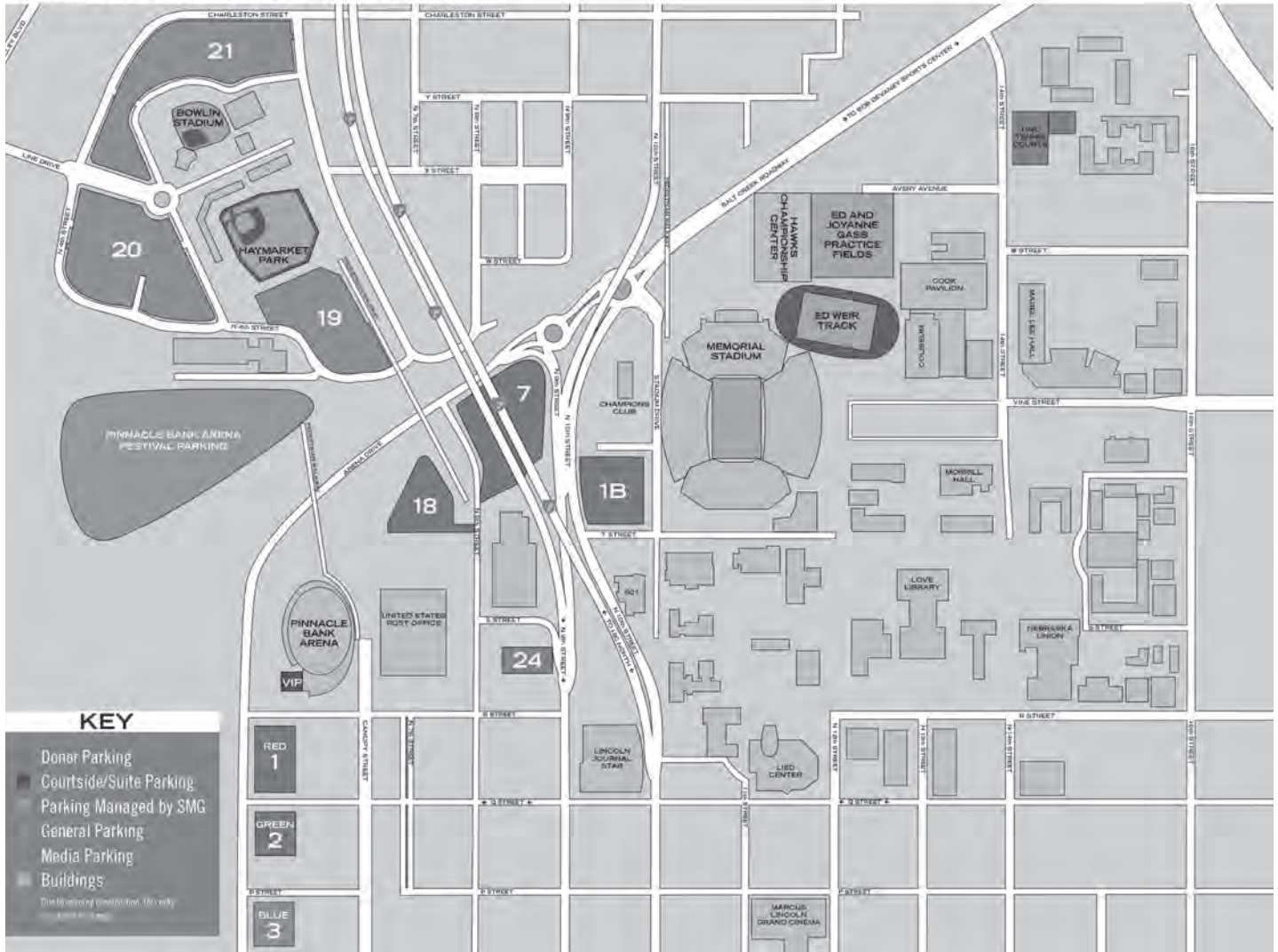
Non-originating radio stations or internet sites may not provide play-by-play coverage, live or delayed, but may provide short news updates provided such news update is one minute or less occurring no more than once per hour. No pregame coverage from Pinnacle Bank Arena shall be permitted for two hours before the game without the express permission of the University of Nebraska and the broadcast rights holder.

MEDIA RELATIONS OFFICE

The University of Nebraska Media Relations Office is located on the third floor of the Osborne Athletic Complex, which is at the north end of Memorial Stadium. The building address is One Memorial Stadium, Lincoln, NE 68588, and is located less than one mile away from Pinnacle Bank Arena.

PINNACLE BANK ARENA AND PARKING MAPS

PINNACLE BANK ARENA PARKING MAP



PINNACLE BANK ARENA SEATING CHART



DIRECTIONS FROM LINCOLN MUNICIPAL AIRPORT

Turn right on Northwest 12th Street as you drive out of the airport. Northwest 12th Street becomes Cornhusker Highway, which intersects with I-180. Turn south (right) onto I-180 until it becomes 9th Street. Turn right onto R Street. Pinnacle Bank Arena is north of R Street at the intersection of R Street and Canopy Street.

DIRECTIONS FROM OMAHA'S EPPLEY AIRPORT

Follow the signs to downtown Omaha and I-480. Take I-480 West to I-80, then take I-80 West approximately 60 miles to I-180. Turn south (right) onto I-180 until it becomes 9th Street. Turn right onto R Street. Pinnacle Bank Arena is north of R Street at the intersection of R Street and Canopy Street.

DOWNTOWN LINCOLN PARKING

In addition to the lots around Pinnacle Bank Arena, several parking garages are located downtown and are available for events at Pinnacle Bank Arena. For locations, use the QR code on the right side of this page or contact City of Lincoln Parking Services at (402) 441-PARK or visit ParkAndGo.org.



HUSKERS ON RADIO AND TELEVISION

HUSKER SPORTS NETWORK

The IMG Husker Sports Network will continue the strong tradition of broadcasting excellence in 2014-15. All basketball games this season will be broadcast by the Husker Sports Network, which includes 37 stations that cover all of Nebraska. KFAB (1110 AM) serves as the Omaha affiliate and KLIN (1400 AM/94.5 FM) serves as the Lincoln affiliate, while KRVN (880 AM) is a third affiliate that reaches around the state. In addition, all games are heard live on Huskers.com and the Huskers App for iOS and Android phones, on the TuneIn Radio app and on desktops while many are also carried live on SiriusXM Satellite Radio.

The Husker Sports Network, in its 20th year of producing and marketing the live broadcast of University of Nebraska Athletics, extended and expanded its agreement with the University on June 13, 2008. Under the agreement, IMG College's Husker Sports Marketing manages and markets all rights associated with the radio programming, Coaches' TV and radio shows, program sales, sponsorship inventory and publication printing rights.

IMG College is the leading collegiate multimedia, marketing and licensing/brand management company in America representing more than 200 of the nation's top collegiate properties including the NCAA and its 89 championships, NCAA Football, leading conferences, and many of the most prestigious colleges and universities in the country. Headquartered in Winston Salem, N.C., IMG College employs 700 people in nearly 100 offices throughout the United States. IMG College is the leader in capturing consumer devotion to college sports through partnership opportunities in multimedia rights, licensing, events and hospitality, marketing, stadium and arena development, stadium seating solutions, ticketing, sales, and consulting. IMG College produces nearly 30,000 hours of radio programming on the largest sports network in the country, manages nearly 5,000 hours of local television programming, is the leading publisher of college sports publications, and is the largest manager of university athletic websites. IMG College is a division of IMG Worldwide, a global sports, fashion and media business. For more information, visit imgworld.com.

Kent Pavelka returns behind the microphone to handle his 28th overall season calling Husker hoops in 2014-15. Pavelka previously called Nebraska basketball for two long stints between 1974 and 1996 before returning to the Husker basketball play-by-play chair prior to the 2006-07 season. A six-time winner of the Nebraska Sportscaster-of-the-Year Award, Pavelka also handled color analyst duties on NU football broadcasts from 1974 to 1983, and was the play-by-play announcer from 1983 to 1996. Pavelka was honored in January 2009 with the Bud Cuca Special Merit Award given by the Nebraska Basketball Hall of Fame for his contributions to the NU men's basketball program.

Alongside Pavelka as color analyst will be Matt Davison. He returns for his 11th season on the basketball broadcast and also handles duties on the Nebraska football radio broadcasts.

The Husker Sports Network will also carry a weekly radio show with Coach Tim Miles, which can be heard statewide on the network on Monday nights at 7 p.m. during the season. All Husker games and coaches shows can also be heard for free on Huskers.com.



*Kent Pavelka
Play by Play*



*Matt Davison
Color Analyst*

2014-15 HSN AFFILIATES

Ainsworth	KBRB	1400 AM	Lexington	KRVN	880 AM
	KBRB	92.7 FM		KRVN	93.1 FM
Alliance	KCOW	1400 AM	Lincoln	KLIN	1400 AM
Aurora	KRGY	97.3 FM	McCook	KSWN	93.9 FM
Beatrice	KWBE	1450 AM	Nebraska City	KNCY	1600 AM
Broken Bow	KBBN	95.3 FM	Norfolk	KNEN	94.7 FM
Chadron	KCSR	610 AM	North Platte	KODY	1240 AM
Columbus	KJSK	900 AM*		KXMP	103.5 FM
	KLIR	101.1 FM	Ogallala	KZTL	93.5 FM
Fairbury	KUTT	99.5 FM*	Omaha	KFAB	1110 AM
	KGMT	1310 AM*	Scottsbluff	KNEB	960 AM
Falls City	KTNC	1230 AM*	Sidney	KSID	1340 AM
	KLZA	101.3 FM*		KSID	98.7 FM
Fremont	KFMT	105.5 FM	Superior	KRFS	1600 AM
Grand Island	KRGI	1430 AM		KRFS	103.9 FM
Hastings	KLIQ	94.5 FM	Valentine	KVSH	940 AM
Holdrege	KUVR	1380 AM	West Point	KTIC	107.9 FM*
	KMTY	97.7 FM			
Kearney	KGFW	1340 AM			
	KQKY	105.9 FM			


*will air only selected games


HUSKER SPORTS NETWORK

Husker Sports Network Offices
201 North 8th Street, Suite #400
Lincoln, NE 68508
Phone: 402-742-8600 Fax: 402-438-7115
E-mail: operations@huskersportsnetwork.com



Fans around the world can listen to Husker athletic events on the Internet at Huskers.com, on the Official Husker App for iOS and Android and on TuneIn Radio. Select games are also available on SiriusXM Radio.





THE BANK OF THE WEST

NEBRASKA BASKETBALL SHOW

Get the inside information on the Huskers on the Bank of the West Nebraska Basketball Show. Join Head Coach Tim Miles and host Greg Sharpe each week for player interviews and in-depth analysis of that week's games. Check local listings for the channel on your cable or satellite service.



BANK OF THE WEST

2014-15 NETWORK STATIONS

Station	Location	Day	Time
KOLN/KGIN	Lincoln/Grand Island	Sunday	10:35 p.m.
KNPL	North Platte	Sunday	10:35 p.m.
Fox Sports Midwest	Midwest	Tuesday	4 p.m.
		Wednesday	8 p.m.
Time Warner Cable	Lincoln		On Demand
Cox Communications	Omaha	Monday	5 p.m. & 10:30 p.m.
		Wednesday	5 p.m. & 10:30 p.m.
		Saturday	9 a.m.
Spencer Utilities	Spencer, Iowa	Monday	10:30 p.m.
		Wednesday	10:30 a.m.
		Friday	10:30 p.m.
Great Plains Cable	Across Nebraska	Wednesday	6 p.m.
		Thursday	6 p.m. & 10:30 p.m.
Huskers.com	Worldwide		On Demand





NEBRASKA
ATHLETICS
HUSKERS

GO BIG RED.

be
husker
red



© 2013 adidas. Adidas, the 3-Bars logo and the 3-Stripes mark are registered trademarks of the adidas Group.



2014-15 TV/RADIO ROSTER



0 | TAI WEBSTER
So. | G | 6-4 | 199



1 | ANDREW WHITE III
Jr. | G | 6-7 | 220



2 | DAVID RIVERS
Sr. | F | 6-7 | 200



3 | BENNY PARKER
Jr. | G | 5-9 | 172



5 | TERRAN PETTEWAY
Jr. | G/F | 6-6 | 215



10 | TREVOR MENKE
Sr. | G | 5-11 | 184



11 | TARIN SMITH
Fr. | G | 6-2 | 175



12 | MOSES ABRAHAM
Sr. | C | 6-9 | 252



21 | LESLEE SMITH
Sr. | F | 6-8 | 255



23 | NICK FULLER
Rfr. | G/F | 6-7 | 207



24 | JAKE HAMMOND
Fr. | F | 6-10 | 230



30 | B.J. DAY
Jr. | G/F | 6-5 | 236



31 | SHAVON SHIELDS
Jr. | G/F | 6-7 | 221



35 | WALTER PITCHFORD
Jr. | F | 6-10 | 237



44 | KYE KURKOWSKI
Sr. | F | 6-11 | 221



TIM MILES
Head Coach



CHRIS HARRIMAN
Assistant Coach



KENYA HUNTER
Assistant Coach



JIM MOLINARI
Assistant Coach



TEDDY OWENS
Director of Basketball
Operations



GREGORY EATON
Video Coordinator



BRETT SAPP
Administrative Coordinator



TIM WILSON
Strength Coach



R.J. PIETIG
Athletic Trainer



PAT NORRIS
Equipment Manager



ALI FAROKHMANESH
Graduate Manager



JORDAN HITCHCOCK
Graduate Manager

BENNY PARKER

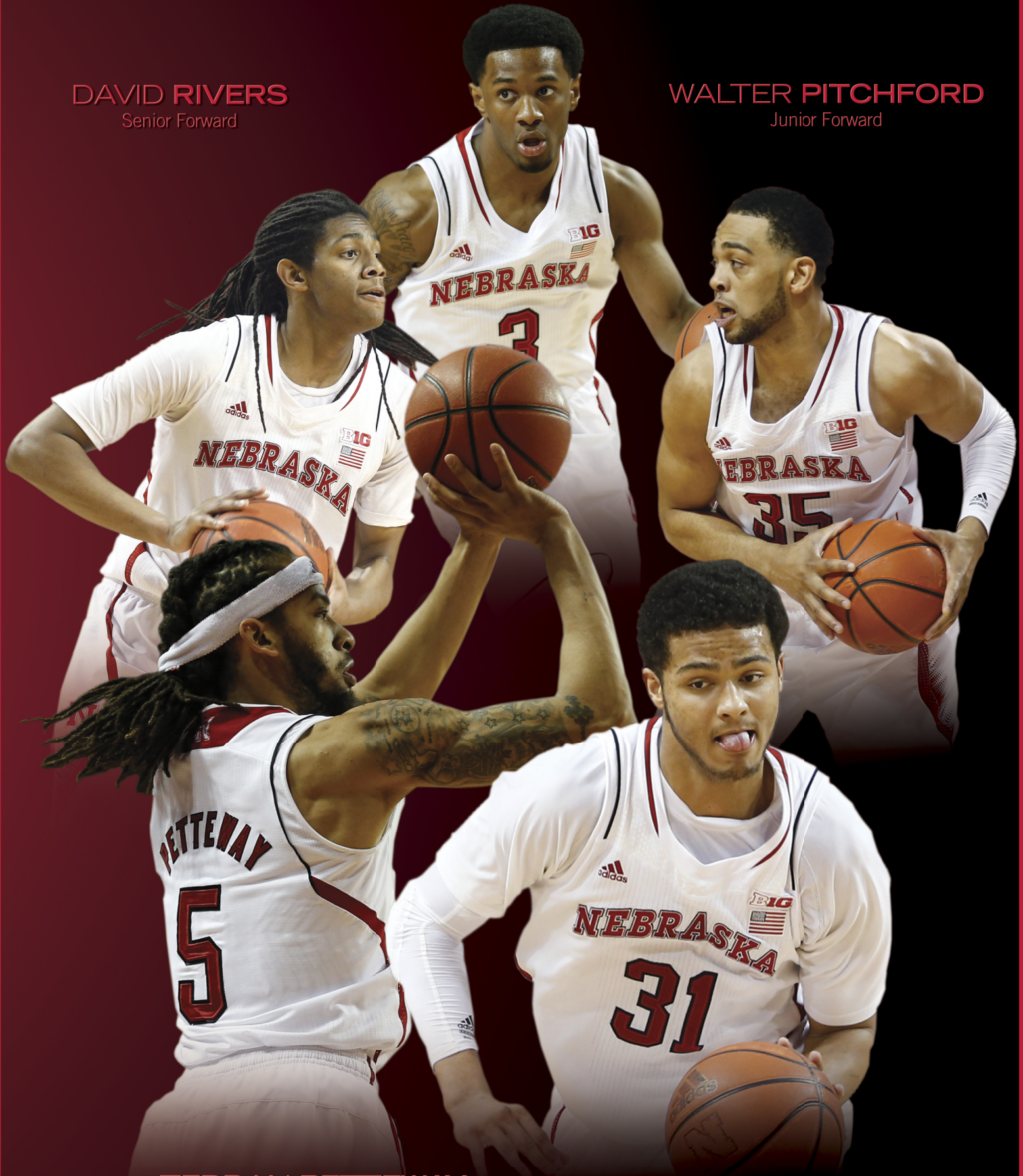
Junior Guard

DAVID RIVERS

Senior Forward

WALTER PITCHFORD

Junior Forward



TERRAN PETTEWAY

Junior Guard/Forward
First-Team All-Big Ten

SHAVON SHIELDS

Junior Guard/Forward
Honorable-Mention All-Big Ten



2014-15 SCHEDULE

Nov. 6	Southwest Minnesota State (Exh.)	7 p.m.
Nov. 16	Northern Kentucky (BTN Plus)	1 p.m.
Nov. 18	Central Arkansas (ESPN3)	7 p.m.
Nov. 22	Rhode Island	6 p.m.
Nov. 25	Omaha (ESPN3)	7 p.m.
Nov. 28	Tennessee-Martin (ESPN3)	TBA
Dec. 1	Florida State (ESPN2)	6 p.m.
Dec. 7	Creighton (BTN)	6 p.m.
Dec. 10	Incarnate Word (ESPN3)	7 p.m.
Dec. 13	Cincinnati (BTN)	8 p.m.

Diamond Head Classic at Honolulu, Hawaii

Dec. 22	Hawaii (ESPN)	11:59 p.m.
Dec. 23	Wichita State/Loyola Marymount	TBA
Dec. 25	TBA	TBA

Dec. 31	Indiana* (BTN)	TBA
Jan. 5	Iowa* (BTN)	8 p.m.

Jan. 8	Rutgers* (ESPN)	8 p.m.
Jan. 11	Illinois* (BTN)	7:30 p.m.
Jan. 15	Wisconsin* (ESPN or ESPN2)	8 p.m.
Jan. 20	Minnesota* (BTN)	7:30 p.m.
Jan. 24	Michigan State* (ESPN or ESPN2)	TBA
Jan. 27	Michigan* (ESPN)	6 p.m.
Jan. 31	Minnesota* (BTN)	5 p.m.
Feb. 3	Northwestern* (BTN)	6:30 p.m.
Feb. 7	Penn State* (ESPN)	3 p.m.
Feb. 10	Wisconsin* (ESPN)	8 p.m.
Feb. 15	Purdue* (BTN)	4:15 p.m.
Feb. 19	Maryland* (BTN)	6 p.m.
Feb. 22	Iowa* (CBS or BTN)	TBA
Feb. 26	Ohio State* (ESPN or ESPN2)	6 p.m.
March 4	Illinois* (BTN)	9 p.m.
March 8	Maryland* (CBS or BTN)	TBA
March 11-15	Big Ten Tournament	TBA

March 17-18	NCAA First Four	TBA
March 19-22	NCAA Second/Third Rounds	TBA
March 26-29	NCAA Regionals	TBA
April 4-6	NCAA Final Four	TBA

*Big Ten Conference game

Home games in **bold** at Pinnacle Bank Arena. All dates and times listed are Central and subject to change. For updated schedule, ticket, TV and game day information visit Huskers.com. All games broadcast live on the Husker Sports Network. For updated information on broadcasts of Nebraska games and the Nebraska Men's Basketball Radio & TV Shows with Coach Tim Miles, visit Huskers.com.

