

# husker

B A S K E T B A L L



Huskers.

*Ze*



*Neil*

## 2019-20 QUICK FACTS

## UNIVERSITY INFORMATION

Location	Lincoln, Neb.
Founded	1869
Enrollment	25,332
Nickname	Cornhuskers, Huskers
Colors	Scarlet & Cream
Affiliation	NCAA Division I
Conference	Big Ten Conference
Home Arena	Pinnacle Bank Arena
Capacity/Year Opened	15,000/2013
Chancellor	Ronnie Green
Faculty Rep.	Josephine Potuto, J.D.
Athletics Director	Bill Moos
Deputy A.D./Chief of Staff	John Johnson
Athletic Dept. Phone	(402) 472-4224
Assistant A.D./Ticketing	Holly Adam
Ticket Office Phone	(402) 472-3111 or 1-800-8BIGRED
Website	Huskers.com

## BASKETBALL HISTORY

First year of basketball	1896-97
Regular-season conference titles (last)	7 (1950)
Postseason conference titles (last)	1 (1994)
All-time postseason appearances	26
All-time postseason record	24-25
NCAA Appearances (last)	7 (2014)
NIT Appearances (last)	19 (2019)

## BASKETBALL STAFF

Head Coach	Fred Hoiberg
Alma Mater (Year)	Iowa State (1995)
Record at Nebraska	0-0 (1st season)
Overall Coaching Record	115-56 (6th season)
Assistant Coaches	Matt Abdelmassih (1st season) Armon Gates (2nd season) and Doc Sadler (1st season)
Special Assistant to the Head Coach	Bobby Lutz (1st season)
Strength Coach	Tim Wilson
Graduate Managers	Vince Fritz and Jon Harris Jr.
Director of Operations	Luca Virgilio
Asst. Director of Operations	Sheryl Burbach
Video Coordinator	Matt Holt
Director of Player Development	Bertram "Buzzy" Caruthers
Assistant Athletic Trainer	R.J. Pietig
Equipment Manager	Pat Norris
Office Phone/Fax	(402) 472-2265 / (402) 472-2575

## 2019-20 TEAM INFORMATION

2018-19 Record	19-17 (13-5 H, 2-10 A, 4-2 N)
Big Ten Record (Finish)	6-14 (13th)
Big Ten Championship	2-1, def. Rutgers, 68-61
Postseason	def. Maryland, 69-61; lost to Wisconsin, 62-66
Starters Returning/Lost	0/5
Lettermen Returning/Lost	1/11
Scholarship Newcomers	11

## COMMUNICATIONS INFORMATION

Associate A.D./Communications	Keith Mann
Office Phone	(402) 472-2263
Sr. Assoc. Director/MBB Contact	Shamus McKnight
Office/Cell Phone	(402) 472-7772 / (402) 540-0268
E-Mail	smcknight@huskers.com
Press Row Phone	(402) 904-5925
Communications Mailing Address	One Memorial Stadium, P.O. Box 880123, 800 Stadium Drive, Lincoln, NE 68588-0123

## INTRODUCTION ..... 1

Quick Facts	1
-------------	---

## THIS IS NEBRASKA ..... 2-44

Husker Basketball Staff	2-3
Hoiberg Effect	4-5
What Others Say/Offensive Firepower	6-7
Pinnacle Bank Arena	8-9
Hendricks Training Complex	10-11
Husker Power	12-13
Performance Nutrition	14-15
NBA Connection	16-17
History of Nebraska Basketball	18-19
Media Exposure	20-21
The Student-Athlete Experience	22-23
Academic Experience	24-25
Academic Success	26-27
Athletic Medicine	28-29
Life Skills	30-31
Athletic Facilities	32-33
Nebraska Athletic Performance Lab	34-35
National Powers	36-37
University of Nebraska	38-41
Lincoln and Omaha – The Good Life	42-43
Husker Basketball and adidas	44

## 2019-20 SEASON OUTLOOK ..... 45

Rosters/Team Breakdown	46-47
Season Preview	48-50
Husker Notebook	51
Schedule	52

## THE 2019-20 HUSKERS ..... 53-72

Thorir Thorbjarnarson	54-55
Dachon Burke Jr./Haanif Cheatham	56-57
Matej Kavas/Jervay Green	58-59
Derrick Walker/Dalano Banton	60-61
Cam Mack/Shamiel Stevenson	62-63
Akol Arop/Kevin Cross	64-65
Samari Curtis/Charlie Easley	66-67
Jace Piatkowski/Bret Porter	68-69
Yvan Ouedraogo	70
Career Game-by-Game Stats	71-72

## COACHING STAFF ..... 73-86

Head Coach Fred Hoiberg	74-77
Assistant Coach Matt Abdelmassih	78
Assistant Coach Armon Gates	79
Assistant Coach Doc Sadler	80
Basketball Support Staff	81-85
adidas	86

## ADMINISTRATION ..... 87-94

University Administration/Board of Regents	88-89
Athletic Director Bill Moos	90
Senior Administration	91
Athletic Department Staff	92-94

## OPPONENTS ..... 95-120

Big Ten Composite Schedule	96-97
Opponent Information	98-101
Big Ten Tournament	102
Big Ten Conference Information	103
Series Records vs. Big Ten Opponents	104-107
Series Records vs. Non-Conference Opponents	108-118
Nebraska vs. All Opponents	119-120
Nebraska vs. All Conferences/Exhibition Results	120

## 2018-19 SEASON IN REVIEW ..... 121-138

Season Review	122
Senior Bios	123-125

Statistics/Results	126-127
Game-by-Game Comparison	128
Team/Individual Highs and Lows	129
Box Scores	130-138

## RECORDS ..... 139-164

Career/Single-Game Scoring Leaders	140
Individual and Team Records	141-145
Single-Season and Career Top-10 Lists	146-147
Single-Season Top-10 Class Lists	148-149
Team Single-Game and Season Lists	150-152
Annual Statistical Leaders	153-154
Year-by-Year Team Statistics	155-156
Pinnacle Bank Arena Records	157-160
Conference Tournament Results/Records	161-162
Postseason Records and Results	163-164

## HISTORY ..... 165-202

The History of Nebraska Basketball	166-169
Nebraska Lettermen	170-172
Husker Award Winners/All-Americans	173-174
1,000-Point Club	175-179
Nebraska Basketball – A to Z	180-181
Husker Coaching Ledger	182
Year-by-Year Summary	183
All-Time Results	184-202

## MEDIA/FAN INFORMATION ..... 203-208

Media Policies	204-205
Compliance Information	205
Pinnacle Bank Arena Parking and Seating Maps	206
Husker Sports Radio Network	207
Nebraska TV/Radio Roster	208

## MEDIA GUIDE CREDITS

The 2019-20 Nebraska men's basketball media guide was produced by the Nebraska Communications Office. The guide was written, designed and edited by Sr. Associate Communications Director Shamus McKnight with editing assistance provided by Associate A.D./Communications Director Keith Mann, Associate Communications Director Matt Smith, Communications Administrative Support Associate Vicki Capazo, Staff Writer/Creative Content Specialist Brian Rosenthal, Assistant Communications Director Erica Nett and Director of Website Services Jeremy Foote. Special thanks to freelance writer Mike Babcock for his writing contributions.

Photo credits: Scott Bruhn, Nate Olson and Stephanie Carpenter, Nebraska Communications; UNL Photo Productions; John F. Grieshop/Schwartzman Photos; Steven Maikoski, USA Basketball; Iowa State University; the Chicago Bulls, Garrett Ellwood and NBA Photos/Getty Images; Scott Cunningham, NBAE/Getty Images; the Cleveland Cavaliers; the Los Angeles Lakers and The Associated Press.

Covers designed by Laura Leffler. Cover photography by Scott Bruhn. Copyrighted by Nebraska Athletic Communications.

The cost of the 2019-20 Nebraska men's basketball media guide is \$10, tax included.

## FOLLOW THE HUSKERS ON SOCIAL MEDIA



Huskers.com



HuskerHoops

@HuskerHoops  
@CoachHoiberg

/HuskerHoops



# FRED HOIBERG

HEAD COACH

@COACHHOIBERG

## PLAYING EXPERIENCE

**IOWA STATE**  
GUARD (1991-1995)  
ISU HALL OF FAME MEMBER  
NO. 32 JERSEY RETIRED  
COSIDA ACADEMIC ALL-AMERICA HALL OF FAME MEMBER

**NBA**  
2ND ROUND PICK  
INDIANA PACERS (1995-1999)  
CHICAGO BULLS (1999-2003)  
MINNESOTA TIMBERWOLVES (2003-2005)



## ADMINISTRATIVE EXPERIENCE

**MINNESOTA TIMBERWOLVES**  
ASSISTANT GENERAL MANAGER (2006-2009)  
V.P. OF BASKETBALL OPERATIONS (2009-2010)

## COACHING EXPERIENCE

**IOWA STATE**  
HEAD COACH (2010-2015)  
2011 - BASKETBALL TIMES' NATIONAL ROOKIE COACH OF THE YEAR  
2012 - BIG 12 CO-COACH OF THE YEAR

**CHICAGO BULLS**  
HEAD COACH (2015-2018)

**NEBRASKA**  
HEAD COACH (2019-PRESENT)

# COACHING STAFF

@MABDE33 | @COACHAGATES | @COACHDOCSADLER | @BOBBY\_LUTZ



**86**

YEARS OF  
COLLEGE BASKETBALL  
COACHING  
EXPERIENCE



**423**

DIVISION I  
HEAD COACHING WINS  
FOR DOC SADLER &  
BOBBY LUTZ



# HOIBERG

ACCOMPLISHMENTS

IN FIVE SEASONS AT

IOWA STATE

# EFFECT

x *Ze Nail*

**4!** STRAIGHT NCAA  
TOURNAMENTS

**10** NBA PLAYERS  
**4** ALL-AMERICANS

LED THE BIG 12 IN SCORING OFFENSE

LED THE BIG 12 IN 3-POINTERS **4** TIMES

WINS OVER  
RANKED  
OPPONENTS **23**

**2**  
BIG 12  
TOURNAMENT  
TITLES

PRODUCED THE  
LARGEST  
SINGLE-SEASON  
TURNAROUND IN  
*BIG 12 HISTORY*  
IN 2011-12



“THE OFFENSE IS UNBELIEVABLY SPACED. THERE’S FLOW. THERE’S AN UNDERSTANDING OF ROLES. THEY’VE REALLY DEVELOPED AND BLOSSOMED AND THEY’RE REALLY HARD TO GUARD. FRED IS A GUY I’VE ADMIRER FOR YEARS. I’VE STOLEN PLENTY OF STUFF OFFENSIVELY FROM HIM.”

**STEVE KERR**, HEAD COACH  
GOLDEN STATE WARRIORS

“FRED IS AN OUTSTANDING COACH AND A TERRIFIC GUY. I’VE MET A LOT OF PEOPLE IN MY LIFE THROUGHOUT COACHING AND I WOULD LOVE FOR MY SON TO PLAY FOR FRED SOMEDAY. HE JUST TREATS PEOPLE THE RIGHT WAY.”

**BRAD STEVENS**, HEAD COACH  
BOSTON CELTICS

“HE [COACH HOIBERG] SAVED MY LIFE. I WOULD NOT HAVE HAD A CHANCE TO EVER COME CLOSE TO ACHIEVING MY DREAM OF BEING DRAFTED. I WAS THE MOST STABLE IN MY LIFE UNDER HIS GUIDANCE AND WATCH. I AM FOREVER INDEBTED TO HIM FOR TAKING THE TIME TO GIVE ME THE ATTENTION I NEEDED TO REACH MY GOALS.”

**ROYCE WHITE**, 2012 16TH  
OVERALL PICK NBA DRAFT



# OFFENSIVE POWER

UNDER FRED HOIBERG AT IOWA STATE

**1** OF **5**

TEAMS NATIONALLY  
TO AVERAGE **80** PTS  
PER GAME FROM  
2012-13 TO 2014-15

HAD THE HIGHEST SCORING  
AVERAGE OVER THE 3-YEAR  
SPAN OF ANY POWER CONFERENCE  
TEAM FROM 2012-13 TO 2014-15

**.476** FG %  
2015

**16.1** AST PER GAME  
2015

**TOP 15** NATIONALLY  
ASSIST-TO-  
TURNOVER  
RATIO

**7.7** 3PT PER GAME  
2015



PROTECT

# “THE

*NEBRASKA BASKETBALL*

**TOP 15**  
IN ATTENDANCE EVERY SEASON AT PBA

**#10**  
IN AVERAGE ATTENDANCE IN 2018-19 (15,341)





PinnacleBank Arena

N	P	A	R	F	N	P	A	R	F
5 Watson Jr.	6	1	2	0	0 Allman Jr.	0	0	0	1
12 Allen	2	1	1	0	1 Smith	0	0	1	0
14 Copeland	3	0	0	0	14 Ahmad	4	0	0	2
15 Roby	0	1	0	1	33 Wang	0	1	3	0
45 Helman	0	0	2	0	34 Rowe	1	1	1	1



N	P	A	R	F	N	P	A	R	F
25	3	1	2	5	16	4	1	1	1
7:32	16	4	1	1	7/19	1/7	1/4		

# VAULT

**1 OF 9**  
SCHOOLS TO AVERAGE 15,000 FANS OVER  
THE LAST 5 SEASONS


**NEARLY 1,000**  
FLOOR LEVEL STUDENT SEATS WHICH ARE  
SOLD OUT FOR 2019-20

# HIENVO





# TRICKS TRAINING COMPLEX



# HUSKER POWER





**PERSONALIZED PROGRAMS TO MAXIMIZE DEVELOPMENT**



**STRENGTH COACH TIM WILSON**

**HUSKER POWER:  
A NATIONAL LEADER**

Husker Power is a nationally recognized brand and a source of pride for Nebraska Athletics.

**NEBRASKA WAS THE FIRST TO:**

- Have a paid strength coach
- Lift weights in-season
- Hold a summer conditioning class
- Offer a degree for strength coaching

With 14 staff members, including men's basketball strength coach Tim Wilson, it is one of the most comprehensive strength and conditioning organizations in the country. Husker basketball student-athletes train in the Hendricks Training Complex, which features a 5,000-square foot weight room.

Before returning to college athletics, Wilson spent 11 years in the NBA with the Milwaukee Bucks and has worked with the Chicago White Sox, as well as Oregon, Pittsburgh and UNLV.



**TANNER BORCHARDT**

**BASKETBALL LIFTER OF THE  
YEAR UNDER TIM WILSON**

Year	Player
2018-19	Tanner Borchardt
2017-18	Justin Costello
2016-17	Glynn Watson Jr.
2015-16	Anton Gill and Benny Parker
2014-15	Andrew White III
2013-14	Nick Fuller
2012-13	Terran Petteway
2011-12	Brandon Ubel

# PERFORMANCE NUTRITION



**LEWIS TRAINING TABLE**



# 4 REGISTERED DIETITIANS

## LIFE SKILLS KITCHEN

AIMED TO TEACH STUDENT-ATHLETES HOW TO COOK HEALTHY MEALS



**HENDRICKS COMPLEX OASIS**



**LIFE SKILLS KITCHEN**


# HUSKERS IN THE NBA



**TYRONN LUE**



**ERIC PIATKOWSKI**



**ERICK STRICKLAND**



**MIKKI MOORE**



**ISAIAH ROBY**



**ANDREW WHITE III**



**RICH KING**



**DAVE HOPPEN**

### DRAFTED HUSKERS

The first NBA draft of collegiate players was held following the 1947-48 season, but the league did not begin to keep records of team-by-team draft lists until 1952. Here is a list of the 27 Cornhusker players drafted by the NBA since 1949:

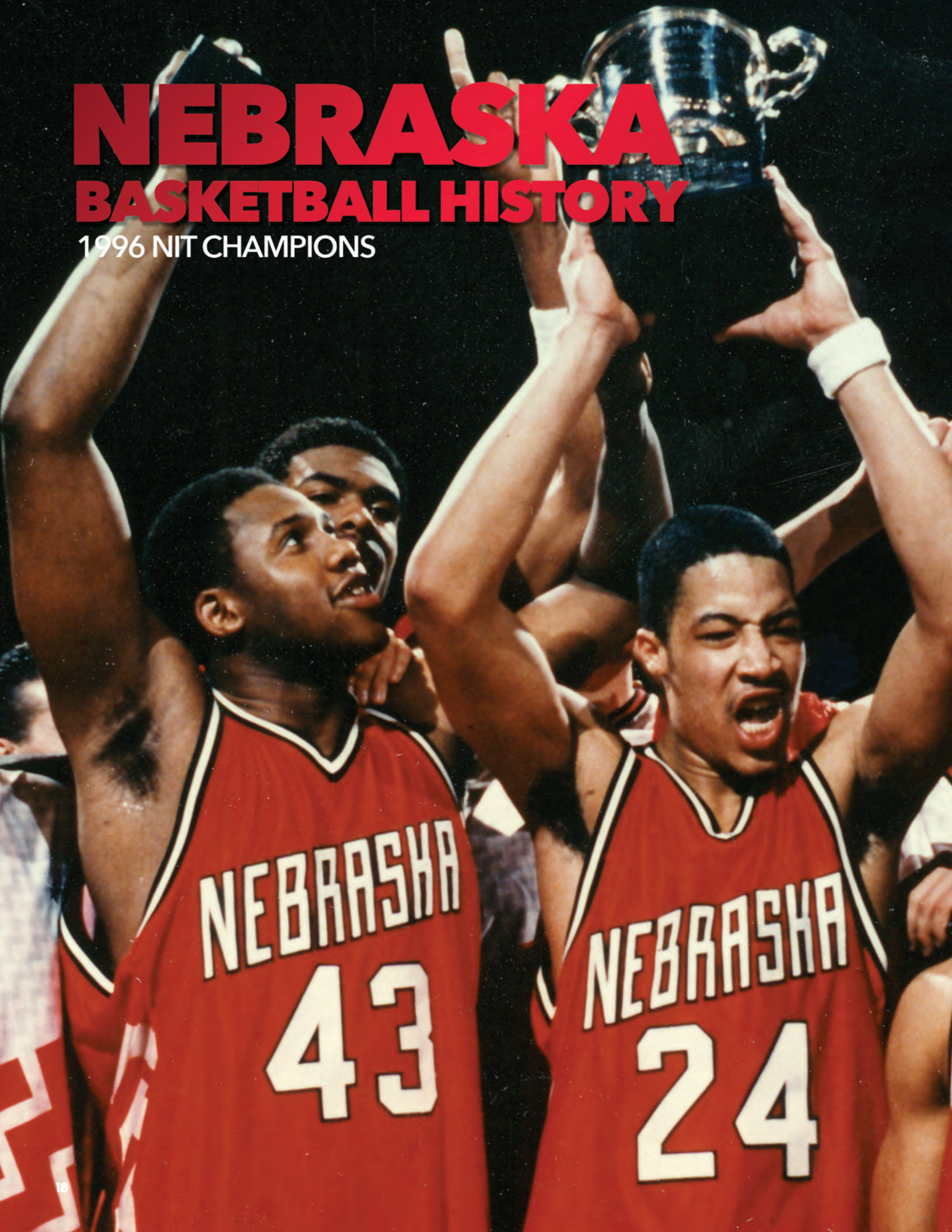
- 1949 Claude Retherford, St. Louis Bombers
- 1950 Bus Whitehead, Chicago Stags (7th)
- 1951 Bob Pierce, Indianapolis Olympians (5th)
- 1952 Jim Buchanan, Boston Celtics (6th)
- 1954 Bill Johnson, Boston Celtics (11th)
- 1960 Herschell Turner, Syracuse Nationals (6th)
- 1966 Grant Simmons, Washington Bullets (12th)
- 1967 Willie Campbell, Seattle SuperSonics (15th)
- 1968 Stuart Lantz, Houston Rockets (3rd)  
Tom Baack, Detroit Pistons (10th)
- 1970 Jim Brooks, Houston Rockets (12th)
- 1971 Marvin Stewart, Philadelphia 76ers (2nd)  
Leroy Chalk, Boston Celtics (13th)
- 1972 Chuck Jura, Chicago Bulls (3rd)  
Mike Peterson, Portland Trail Blazers (16th)
- 1974 Brendy Lee, Atlanta Hawks (10th)
- 1976 Jerry Fort, Boston Celtics (3rd)
- 1979 Carl McPipe, Philadelphia 76ers (5th)
- 1981 Andre Smith, Cleveland Cavaliers (7th)
- 1982 Jack Moore, Kansas City Kings (9th)
- 1985 Curtis Moore, Portland Trailblazers (6th)
- 1986 Dave Hoppen Atlanta Hawks (3rd)
- 1991 Rich King, Seattle SuperSonics (1st/14th pick)
- 1994 Eric Piatkowski Indiana Pacers (1st/15th pick)
- 1998 Tyronn Lue, Denver Nuggets (1st/23rd pick)
- 1999 Venson Hamilton, Houston Rockets (2nd/50th pick)
- 2019 Isaiah Roby, Detroit Pistons (2nd/45th pick)

Note: Nate Branch was drafted by the American Basketball Association's Oakland franchise in 1967; Stuart Lantz was drafted by Oakland in 1968; Marvin Stewart was drafted by the New York Nets in 1971; and Chuck Jura was selected by the Utah Stars in 1972.

# NEBRASKA

## BASKETBALL HISTORY

1996 NIT CHAMPIONS



# RETIRED JERSEYS



**#42 DAVE HOPPEN**



**#22 STU LANTZ**

## #42 - DAVE HOPPEN (1983-86)

Nebraska's all-time leading scorer, Hoppen had his No. 42 jersey retired at the end of Senior Night on Feb. 26, 1986. Hoppen totaled 2,167 points before a knee surgery cut short his senior year. Hoppen broke or tied 19 school records as a Husker. A third-round draft pick in 1986, he spent six seasons in the NBA. Hoppen was inducted into the Nebraska Basketball Hall of Fame in 1996 and Nebraska Athletics Hall of Fame in 2017.

## #22 - STU LANTZ (1966-68)

Stu Lantz became the second Husker basketball player to have his jersey retired when it was retired on Oct. 17, 1989. A two-time first-team All-Big Eight performer, Lantz totaled 1,269 points and 571 rebounds in his three-year Husker career. He went on to play eight years in the NBA with four teams (San Diego/Houston Rockets, Detroit Pistons, New Orleans Jazz, Los Angeles Lakers). Lantz was charter member of the Nebraska Basketball Hall of Fame in 1989.

## #52 - ERIC PIATKOWSKI (1991-94)

Eric Piatkowski became the third Husker to have his jersey retired, as he was honored on Feb. 18, 2006. Piatkowski was a two-time All-Big Eight selection as he totaled 1,934 points in helping NU to four straight NCAA Tournaments during his collegiate career. A first-round draft pick in 1994, he spent 14 seasons in the NBA with the Los Angeles Clippers, Houston Rockets, Chicago Bulls and Phoenix Suns. Piatkowski, who was also inducted into the Nebraska Basketball Hall of Fame in 2006, highlighted the inaugural class of the Nebraska Athletics Hall of Fame in 2015.

## #10 - TYRONN LUE (1996-98)

Tyronn Lue became the fourth Husker to have his jersey retired when he was honored on Feb. 2, 2017. Lue, who ranks in the top 10 in 13 categories during his three-year Husker career, earned All-Big 12 honors in 1998 helping Nebraska to the NCAA Tournament. A first-round draft pick in 1998, he spent 11 seasons in the NBA, including a pair of titles with the Los Angeles Lakers. A 2013 Nebraska Basketball Hall of Fame inductee, Lue coached the Cleveland Cavaliers to an NBA title in 2016 and three NBA Finals appearances.



**#52 ERIC PIATKOWSKI**



**#10 TYRONN LUE**

# MEDIA EXPOSURE





**ESPN**



**abc**

**FOX**

**FS1**

**BTN**  
BIG TEN NETWORK

IN 2019, BIG GAMES WERE AVAILABLE IN NEARLY  
**610 MILLION**  
**HOUSEHOLDS**

2019 MARKED  
THE 12TH  
CONSECUTIVE  
YEAR THAT  
EVERY BIG  
CONFERENCE  
GAME WAS  
TELEVISED.

# A LIFETIME EXPERIENCE







**FREE MACBOOK AIR**

**PERSONALIZED  
NUTRITION PLAN**

**ATHLETIC MEDICINE**

SPORTS INJURIES - PRIMARY CARE  
ALL TAKEN CARE OF IN HOUSE

**NEBRASKA ATHLETIC  
PERFORMANCE LAB**

SPORTS SCIENCE TESTING

**LIFE SKILLS**

1ST DEPARTMENT OF ITS KIND  
IN COLLEGE ATHLETICS

# ACADEMIC EXPERIENCE



**SHAVON SHIELDS: BIG TEN MEDAL OF HONOR**



## NEBRASKA'S ACADEMIC RESOURCES

### ACADEMIC COUNSELING

Eight academic counselors, three learning specialists and two assistant academic counselors are in place to monitor daily academic progress, receive consistent course feedback, assist with the advising/registration process and monitor eligibility and progress toward graduation.

### TUTORIAL SUPPORT

A tremendous resource for all academic abilities, unlimited tutorial support from approximately 75-100 tutors on staff is available from day one up to college graduation in all subject areas. The tutorial program is certified as a model tutoring program by the College Reading and Learning Association.

### STUDY HALL

Nebraska's study hall program is housed in the Scott Technology Center within the Student Life Complex. Student-athletes attend a supervised, flex-time study hall that features day, evening and weekend hours. Student-athletes are required to complete a specific number of study hours each week as determined by their academic counselor and/or coach. Additional performance-based or tutor-based study hall also may be determined by the academic counselor.

### MENTORING

Academic support staff serve as mentors to all incoming student-athletes and select returning student-athletes. The student-athletes meet with their mentor weekly to develop time management skills, gather and report academic progress information and discuss academic success strategies.

### EDUCATIONAL ASSESSMENTS

Assessments are administered upon the request of the student-athlete, academic counselor, or coach. Learning specialists are available to administer and score informal assessments, which include a reading comprehension and a writing assessment. When more in-depth assessments are necessary, referrals are made to a consulting neuropsychologist who conducts the assessments. If it is determined a student-athlete has a learning disability or another medical condition that impedes the student from reaching their academic potential, appropriate accommodations are implemented by the Office of Services for Students with Disabilities.

### STUDENT-ATHLETE ORIENTATION

Each new student-athlete attends an orientation at the beginning of their academic career. Student-athletes are introduced to staff, faculty, administrators, and a variety of resources that help facilitate the transition into college while enhancing awareness of support services in the Athletic Department and across campus.

### PERSONAL COUNSELING

Student-athletes will find a supportive and caring environment at Nebraska. Transitional issues, stress management, time management, academic focus and problem resolution are all addressed in a proactive manner throughout the year. If necessary, counseling referrals are also made to designated practitioners.

### COMPUTER RESOURCES

New laptops are provided to all student-athletes for use during their academic career at Nebraska. The Herman Student Life Complex has printers and desktop computers available for student-athletes to use in the facility.

## ACADEMIC ALL-AMERICANS DIVISION I SCHOOLS, ALL TIME

**N**

**338**

**NU**

**262**

**S**

**236**

# ACADEMIC SUCCESS

96% PERCENT OF HUSKER SENIOR BASKETBALL PLAYERS  
OVER THE LAST SEVEN YEARS HAVE GRADUATED FROM NEBRASKA





## 2018-19 ACADEMIC HIGHLIGHTS

### 338 All-Time CoSIDA Academic All-Americans

(leads nation across all sports)

### 108 Football CoSIDA Academic All-Americans

(leads all sports, all-time)

### 38 Volleyball CoSIDA Academic All-Americans

(leads all women's sports, all-time)

### 30 Softball CoSIDA Academic All-Americans

(No. 3 among all women's sports, all-time)

### 47 Men's & Women's Track & Field/ Cross Country CoSIDA Academic All-Americans

(leads nation since CoSIDA added team in 2002)

## 2018-19 COSIDA ACADEMIC ALL-AMERICANS (5)

Anton Stephenson (Men's At-Large, First Team)

Lindsay Helferich (Women's At-Large, Second Team)

Angela Mercurio (Women's Track & Field, Second Team)

Kevin Cahoy (Men's Track & Field, Third Team)

Marina Cozac (Women's At-Large, Third Team)

## NCAA POSTGRADUATE SCHOLARSHIPS (2)

(\$10,000 scholarships)

Angela Mercurio (Women's Track & Field)

Anton Stephenson (Men's Gymnastics)

## BIG TEN POSTGRADUATE SCHOLARSHIPS (2)

(\$7,500 scholarships)

Angela Mercurio (Women's Track & Field)

Anton Stephenson (Men's Gymnastics)

## BIG TEN WAYNE DUKE SCHOLARSHIP (1)

(\$10,000 scholarship)

Anton Stephenson (Men's Gymnastics)

## ARTHUR ASHE JR. SPORTS SCHOLARS (15)

Bri Cassidy, Natalie Cooke, Jordan De Spong, Alexa

Fernandez, Petra Luteran, Adrian Martinez, Angela

Mercurio, Brenna Ochoa, Estefania Prieto, Theresa Pujado,

Nina Radulovic, McKenna Rezny, Andrew Thurman, Givon

Washington, Brittini Wolczyk

## MALE STUDENT-ATHLETE OF THE YEAR

Anton Stephenson (Men's Gymnastics)

## FEMALE STUDENT-ATHLETE OF THE YEAR

Mikaela Foecke (Volleyball)

## BIG TEN MEDAL OF HONOR WINNERS

Anton Stephenson (Men's Gymnastics)

Mikaela Foecke (Volleyball)

## BIG TEN SPORTSMANSHIP AWARD WINNERS

Tyler Berger (Wrestling)

Meghan Straub (Bowling)

## HERMAN TEAM GPA AWARD WINNERS

Men's Cross Country (3.173 GPA)

Women's Tennis (3.493 GPA)

## NEBRASKA SCHOLAR-ATHLETE

Honor Roll Selections (743)

(3.0 GPA or above)

Fall (400); Spring (343)

## ACADEMIC ALL-BIG TEN SELECTIONS (253)

(3.0 GPA or above)

## HUSKER GRADUATES (128)

10, August 2018

43, December 2018

75, May 2019

## PERFECT 4.0 GPA SEMESTERS (118)

Fall (57); Spring (61)

## BIG TEN DISTINGUISHED SCHOLARS (77)

(3.7 GPA or better, 2018-19)

# ATHLETIC MEDICINE





**ALTER-G TREADMILLS**



**HYDROTHERAPY POOLS**



**ON-SITE X-RAY FACILITY**

## ATHLETIC MEDICINE

Nebraska features one of the most well-trained and highly skilled athletic medicine staffs in the country. Under the guidance of Director of Athletic Medicine Dr. Lonnie Albers, Head Athletic Trainer and Physical Therapist Jerry Weber (pictured, bottom) and Men's Basketball Head Athletic Trainer R.J. Pietig (pictured, left), the 2019-20 Nebraska athletic medicine staff consists of five physicians, 13 full-time athletic trainers and eight graduate assistant athletic trainers.

Nebraska's medical facilities have long been among the nation's best, and NU's athletic medicine center within the Tom and Nancy Osborne Athletic Complex will keep the Huskers on the front line of technology for decades to come. In addition to Nebraska's North Stadium facility, Haymarket Park, the Bob Devaney Sports Center, Pinnacle Bank Arena and the Nebraska Soccer and Tennis Complex all have athletic medicine areas. The Devaney Center's Athletic Medicine facility underwent an extensive expansion as part of the Hendricks Training Complex addition in 2011.

Nebraska uses advanced equipment, including two anti-gravity treadmills (pictured, top) to help athletes recondition after injuries. Nebraska's Athletic Medicine Center also features a hydrotherapy area that includes a three-level laned pool, as well as hot and cold plunge tanks (pictured, middle). The Hydroworx 1000 Treadmill Pool is equipped with two cameras underwater for evaluation and assessment.

## SPORTS PSYCHOLOGY

Continuing its commitment to complete care for all student-athletes, Nebraska has four full-time in-house athletic psychologists and a sports psychiatrist who work directly with student-athletes, teams and coaches. Under the leadership of Senior Associate Athletic Director for Performance Dr. Todd Stull and Director of Sports Psychology Dr. Brett Haskell, the Huskers' sports psychology staff provides counseling, psychological services, mental skills training, teambuilding and leadership development services for each of Nebraska's 24 sports and more than 600 Husker student-athletes. The staff works directly with student-athletes to help them develop skills to enhance personal well-being, address mental health and substance use issues to optimize performance.

# MAKING AN IMPACT







## LIFE SKILLS PROGRAM

The Life Skills staff provides proactive education to all incoming and returning student-athletes designed to promote responsible decision-making, enhance one's personal brand and prepare student-athletes for life after sports. Interactive presentations are delivered during summer bridge sessions, orientations and year-by-year tiered development workshops.

## INDIVIDUAL MEETINGS

Every Nebraska student-athlete is assigned a Life Skills staff member who will assist with personal and career development. The meetings help each student-athlete identify a career focus and implement a plan to increase career marketability.

## CAREER COMMITMENT & NETWORKING

Nebraska Life Skills organizes an annual Student-Athlete Career Fair Networking Night and other career events aimed at connecting Huskers with companies desiring competitive, hard-working, accountable candidates. Athlete Network and UNL's Handshake Link provide opportunities to explore career opportunities across the country.

## COMMUNITY OUTREACH

Nebraska student-athletes readily accept the role-model challenge, collectively giving more than 8,000 hours annually to impact thousands across the state of Nebraska. Outreach events include but are not limited to hospital visits, mentoring, school assemblies, statewide rallies, Make-A-Wish, School is Cool and Husker Heroes. During the 2018-19 academic year, 384 Husker student-athletes completed at least six service projects earning spot on the coveted Tom Osborne Citizenship Team.

## LEADERSHIP

Nebraska Life Skills provides student-athletes with countless opportunities to enhance leadership skills while distinguishing themselves from the competition. Student-athletes can be members of the Student-Athlete Advisory Committee, Nebraska Football Road Race, Inner Circle, N-Vest or N-VOLVED. UNL offers more than 600 recognized student organizations allowing athletes to collaborate with other campus leaders for common goals. Nebraska Life Skills has funded and coordinated an annual service abroad trip that allows 20 student-athletes to work together toward a common goal while enriching cultural competencies.

## RECOGNITION

In 2018-19, 14 Husker Basketball student-athletes were named to the Tom Osborne Citizenship Team for completing a minimum of six service projects in the calendar year. A host of other recognition opportunities at the institutional, Big Ten and NCAA levels that all reflect the high ideals, character and servant leadership nurtured through community involvement also are available.

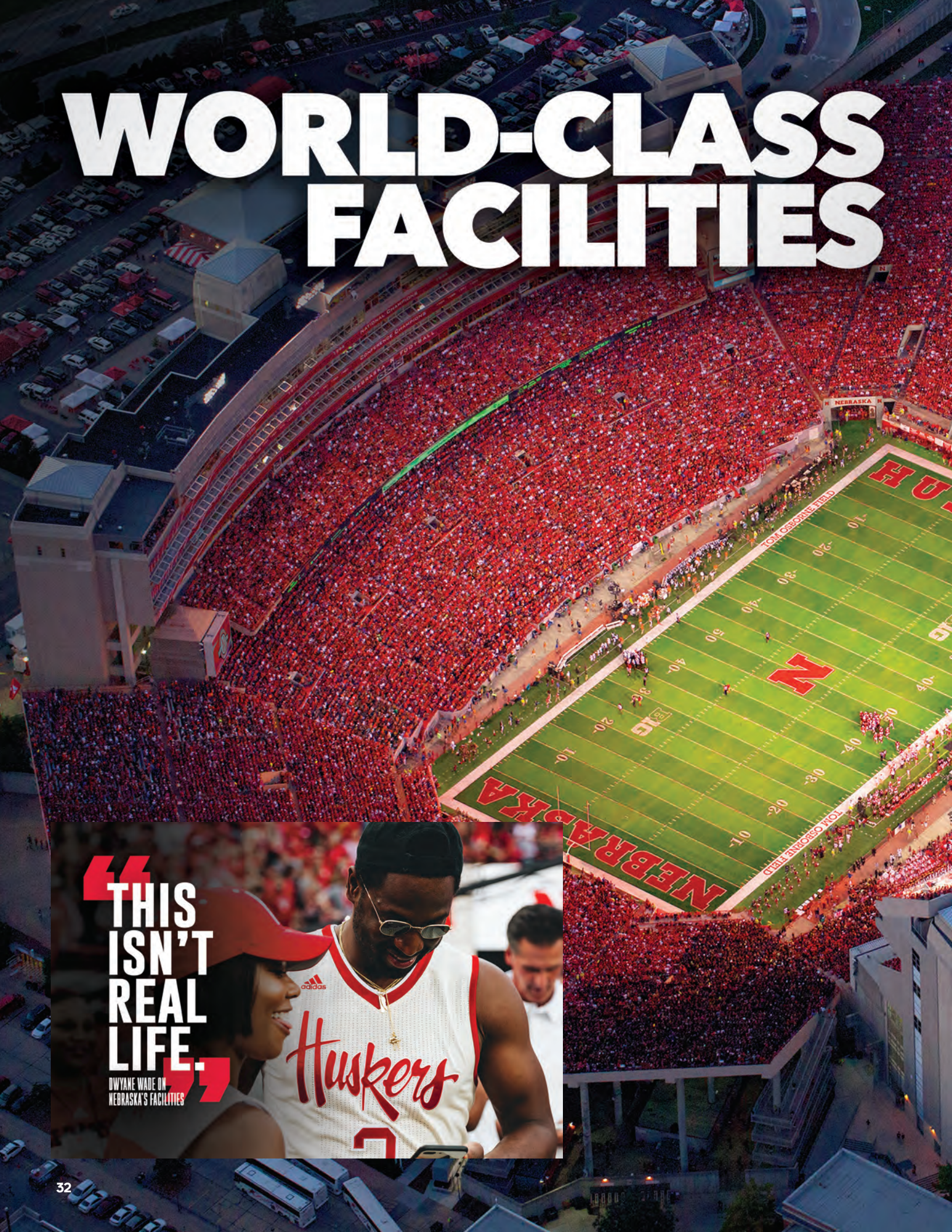
## POST-ELIGIBILITY OPPORTUNITIES

Since 2015, every student-athlete who letters and graduates will have a three-year window to benefit from one of three post-eligibility opportunities each valued at \$7,500. Upon completion of required seminars, graduates can either study abroad, complete an internship or begin graduate school within the University of Nebraska-Lincoln or the University of Nebraska Medical Center.

## DIVERSITY AND INCLUSION

The Life Skills program also is responsible for all Diversity and Inclusion initiatives for Husker Athletics. Since 2016, the Diversity and Inclusion Summit has reached all student-athletes and staff with programming emphasizing respect, acceptance and unity. Numerous other special events are coordinated in collaboration with campus departments highlighting the diversity within Husker Nation. N-Vest is a new mentoring program aimed at fostering successful transitions while connecting participating athletes with campus or community mentors to aid in personal and career development.

# WORLD-CLASS FACILITIES



**THIS ISN'T REAL LIFE.**  
DWAYNE WADE ON NEBRASKA'S FACILITIES





**PINNACLE BANK ARENA**



**HAWKS FIELD**



**BOB DEVANEY SPORTS CENTER**



**BARBARA HIBNER STADIUM**



# NEBRASKA

## ATHLETIC PERFORMANCE LAB

A ONE-OF-A-KIND RESEARCH AND TESTING FACILITY THAT PROVIDES NEBRASKA STUDENT-ATHLETES WITH THE LATEST ADVANCEMENTS IN EQUIPMENT, TRAINING TECHNIQUES & MEDICAL TECHNOLOGY.

“THIS FACILITY IS  
**UNBELIEVABLE.**”

WORLD SOCCER STAR DEMBA BA, WHO TRAINED AT THE NEBRASKA ATHLETIC PERFORMANCE LAB IN 2017




**GROUNDBREAKING RESEARCH**



**ADVANCED TECHNOLOGY**



**PERFORMANCE TESTING**



**STATE-OF-THE-ART EQUIPMENT**



# NATIONAL POWERS

2018 NCAA VOLLEYBALL RUNNER-UP IN  
FOURTH STRAIGHT TRIP TO THE FINAL FOUR



2019 BIG TEN INDOOR CHAMPIONS

**MEN'S TRACK & FIELD**



3RD PLACE AT 2019 NCAA CHAMPIONSHIP

**MEN'S GYMNASTICS**



6TH STRAIGHT TOP-10 NCAA FINISH  
IN 2019

**WRESTLING**





11TH STRAIGHT TOP-5 NCAA  
FINISH IN 2019

**BOWLING**

# THE UNIVERSITY OF NEBRASKA







## THE UNIVERSITY OF NEBRASKA

The University of Nebraska, celebrating its 150th anniversary in 2019, was chartered by the Nebraska Legislature in 1869 as the state's public university and land-grant institution. Founded in Lincoln, the University of Nebraska was expanded in 1968 into a state educational system now comprising four campuses under the guidance of a Board of Regents and a central administration. Nebraska, which joined the Big Ten Conference in 2011, is a member of the Big Ten Academic Alliance, a consortium of Big Ten universities and the University of Chicago, which has generated unique opportunities for students and faculty by sharing expertise, leveraging resources and collaborating on programs.

## BIG TEN ACADEMIC ALLIANCE

As a member of the Big Ten, the University of Nebraska-Lincoln (UNL) is a member of the Big Ten Academic Alliance (BTAA), formerly the Committee on Institutional Cooperation, which is the academic consortium of the universities in the Big Ten Conference. The consortium was renamed on June 29, 2016. The BTAA includes all 14 Big Ten Institutions and the University of Chicago. The Big Ten Academic Alliances and the institutions together have annual research expenditures topping \$10.2 billion — more than the Ivy League and the University of California System combined — and they educate a total of nearly 600,000 students with approximately 50,000 full-time faculty members.

## NATIONAL RANKINGS

- **No. 1 Best-Value Law School** (National Jurist Magazine)
- **No. 1 Best-Value Online MBA in the World** (Financial Times)
- **No. 4 Best Online Graduate Education Programs** (U.S. News & World Report)
- **No. 4 Best Online Graduate Education Programs for Veterans** (U.S. News & World Report)
- **No. 9 Rising Star in Research Among U.S. Institutions** (Springer Nature)
- **No. 13 Best Online MBA Programs for Veterans** (U.S. News & World Report)
- **No. 21 Best Online MBA Programs** (U.S. News & World Report)
- **2019 Best Value College** (The Princeton Review)
- **Rated Among Top Half of First Tier of Top National Universities** (U.S. News & World Report)
- **Rated Among Top 100 Best Values in Public Colleges** (Kiplinger's Personal Finance)

# N | 150

# THE UNIVERSITY OF **NEBRASKA**

INNOVATION CAMPUS, CITY CAMPUS & DOWNTOWN LINCOLN

**71** MASTER PROGRAMS

**175** UNDERGRADUATE MAJORS

**538** STUDENT ORGANIZATIONS

**25,332** UNL ENROLLMENT

**201,808** LIVING ALUMNI

**114** COUNTRIES REPRESENTED

**49** STATES REPRESENTED



**CITY CAMPUS**



**OUTDOOR ADVENTURE CENTER**



**MULTICULTURAL CENTER**



**COLLEGE OF BUSINESS**



**“LINCOLN IS  
CLEARLY  
ON THE RISE.”**

VIA SILICON PRAIRIE NEWS

**NO. 1 MOST CONTENT CITY**  
24/7 WALL STREET

**HAPPIEST CITY IN AMERICA**  
GALLUP WELL-BEING INDEX

**NO. 1 CITY IN BEST PLACES  
FOR BUSINESS AND CAREERS**  
VIA FORBES

**NO. 2 CITY IN HIGHEST  
QUALITY OF LIFE**  
HUFFINGTON POST

**NO. 6 BEST COLLEGE TOWN**  
AIER

**TOP 10 MOST BEAUTIFUL  
CITIES IN THE USA**  
THE CULTURE TRIP



## NEBRASKA AND ADIDAS

Nebraska student-athletes are fitted with the finest adidas footwear, uniforms, apparel and accessories as part of the apparel manufacturer's lucrative sponsorship deal with the Nebraska Athletic Department.

From head to toe, Husker athletes receive the newest gear to not only look sharp, but to also have the latest technology at their disposal. Devaney Center Equipment Manager Pat Norris works closely with an on-campus adidas representative to make sure Husker basketball players have everything they need to represent the University in a proper manner. From warmups to workout gear and shoes to winter coats, Norris orders the best fitting, most appropriate gear for the Huskers every season, so they can look their best on and off the court.

Nebraska's relationship with adidas began in 1995, and in August of 2017, Nebraska and adidas extended their partnership until 2028.



# 2019-20 **OUTLOOK**



# N 2019-20 NEBRASKA BASKETBALL

## ROSTER BREAKDOWN

### NUMERICAL ROSTER

No.	VL	Name	Pos.	Ht.	Wt.	Yr.	Hometown	Previous School
0		Akol Arop	F	6-6	200	Fr.	Omaha, Neb.	Creighton Prep HS
1		Kevin Cross	F	6-8	240	Fr.	Little Rock, Ark.	Mills University Studies HS
3		Cam Mack	G	6-2	175	So.	Austin, Texas	Salt Lake CC
4		Shamiel Stevenson	G	6-6	245	So.	Toronto, Ontario, Canada	University of Nevada
11		Dachon Burke Jr.	G	6-4	180	Jr.	Orange, N.J.	Robert Morris
13		Derrick Walker	F	6-8	235	Jr.	Kansas City, Mo.	University of Tennessee
15		Samari Curtis	G	6-4	190	Fr.	Xenia, Ohio	Xenia HS
21		Jace Piatkowski	G	6-3	175	Fr.	Omaha, Neb.	Elkhorn South HS
22		Haanif Cheatham	G	6-5	194	Sr.	Fort Lauderdale, Fla.	Florida Gulf Coast University
23		Jervay Green	G	6-3	210	Jr.	Denver, Colo.	Western Nebraska CC
24		Yvan Ouedraogo	F	6-9	260	Fr.	Bordeaux, France	INSEP
25		Matej Kavas	G	6-8	205	Sr.	Ljubljana, Slovenia	Seattle University
30		Charlie Easley	G	6-2	190	Fr.	Lincoln, Neb.	Pius X HS
34	**	Thorir Thorbjarnarson	G	6-6	206	Jr.	Reykjavik, Iceland	Menntaskólinn i Reykjavik
44		Bret Porter	F	6-6	215	Fr.	Omaha, Neb.	Millard North HS
45		Dalano Banton	G	6-8	195	So.	Toronto, Ontario, Canada	Western Kentucky University

### ALPHABETICAL ROSTER

No.	VL	Name	Pos.	Ht.	Wt.	Yr.	Hometown	Previous School
0		Arop, Akol	F	6-6	200	Fr.	Omaha, Neb.	Creighton Prep HS
45		Banton, Dalano	G	6-8	195	So.	Toronto, Ontario, Canada	Western Kentucky University
11		Burke Jr., Dachon	G	6-4	180	Jr.	Orange, N.J.	Robert Morris University
22		Cheatham, Haanif	G	6-5	194	Sr.	Fort Lauderdale, Fla.	Florida Gulf Coast University
1		Cross, Kevin	F	6-8	240	Fr.	Little Rock, Ark.	Mills University Studies HS
15		Curtis, Samari	G	6-4	190	Fr.	Xenia, Ohio	Xenia HS
30		Easley, Charlie	G	6-2	190	Fr.	Lincoln, Neb.	Pius X HS
23		Green, Jervay	G	6-3	210	Jr.	Denver, Colo.	Western Nebraska CC
25		Kavas, Matej	G	6-8	205	Sr.	Ljubljana, Slovenia	Seattle University
3		Mack, Cam	G	6-2	175	So.	Austin, Texas	Salt Lake CC
24		Ouedraogo, Yvan	F	6-9	260	Fr.	Bordeaux, France	INSEP
21		Piatkowski, Jace	G	6-3	175	Fr.	Omaha, Neb.	Elkhorn South HS
44		Porter, Bret	F	6-6	215	Fr.	Omaha, Neb.	Millard North HS
4		Stevenson, Shamiel	G	6-6	245	So.	Toronto, Ontario, Canada	University of Nevada
34	**	Thorbjarnarson, Thorir	G	6-6	206	Jr.	Reykjavik, Iceland	Menntaskólinn i Reykjavik
13		Walker, Derrick	F	6-8	235	Jr.	Kansas City, Mo.	University of Tennessee

### COACHES AND STAFF

#### HEAD COACH:

Fred Hoiberg, first season (Iowa State, 1995);  
At Nebraska: 0-0 (1st season)  
Career college record: 115-56 (five seasons)

#### ASSISTANT COACHES:

Matt Abdelmassih, first season (St. John's, 2007);  
Doc Sadler, first season as assistant;  
seventh season overall (Arkansas, 1982);  
Armon Gates, second season (Kent State, 2006)

#### SPECIAL ASSISTANT TO THE HEAD COACH:

Bobby Lutz, first season (UNC Charlotte, 1980)

#### SUPPORT STAFF:

Basketball Strength Coach: Tim Wilson  
Video Coordinator: Matt Holt  
Director of Basketball Operations: Luca Virgilio  
Assistant Director of Basketball Operations: Sheryl Burbach  
Director of Player Development: Bertram "Buzzy" Caruthers  
Graduate Managers: Vince Fritz and John Harris Jr.  
Athletic Trainer: R.J. Pietig  
Equipment Manager: Pat Norris  
Team Nutritionist: Jake Blattner  
Communications Contact: Shamus McKnight  
HuskerVision: Andrew Constans  
Digital Media: Alex Rehurek

## TEAM BREAKDOWN

### PRONUNCIATION GUIDE

Name	Pronunciation
Matt Abdelmassih	Abdel-massey
Akol Arop	A-call uh-rope
Dalano Banton	duh-LAH-no BAN-ten
Dachon Burke	DAY-shawn
Haanif Cheatham	Hah-NEEF CHEE-tum
Matej Kavas	MAH-tey KAH-vahs
Bobby Lutz	Lootz
Yvan Ouedraogo	I-VAN way-drah-O-go
Shamiel Stevenson	Sha-meal
Thorir Thorbjarnarson	Thor-EAR thorb-YAR-nar-son

### RETURNING TEAM STATS

Career Starts at Nebraska Entering 2019-20 Season	7
Pct. of scoring	1.9 (50/2586)
Pct. of rebounds	4.2 (53/1277)
Pct. of field goals made	2.1 (19/916)
Pct. of field goals attempted	2.6 (56/2133)
Pct. of 3-point FG made	1.5 (4/270)
Pct. of 3-point FG attempted	2.9 (23/800)
Pct. of free throws made	1.7 (8/484)
Pct. of free throws attempted	1.7 (12/694)
Pct. of assists	6.2 (29/466)
Pct. of steals	5.4 (14/260)
Pct. of blocked shots	3.3 (5/151)
Pct. of minutes	4.2 (307/7225)

NOTE: All statistics based on returning player stats and percentage of overall team totals from 2018-19.



KEVIN  
CROSS



SAMARI  
CURTIS



AKOL  
AROP

### BY CLASS

Seniors (2) ..... Haanif Cheatham, Matej Kavas  
Juniors (4) ..... Dachon Burke Jr., Jervay Green,  
..... Thorir Thorbjarnarson, Derrick Walker  
Sophomores (3) ..... Dalano Banton, Cam Mack  
..... Shamiel Stevenson  
Freshmen (7) ..... Akol Arop, Kevin Cross, Samari Curtis,  
..... Charlie Easley, Yvan Ouedraogo, Jace Piatkowski, Bret Porter

### BY STATE/COUNTRY

#### United States (11)

Arkansas (1): ..... Kevin Cross  
Colorado (1): ..... Jervay Green  
Florida (1): ..... Haanif Cheatham  
Missouri (1): ..... Derrick Walker  
Nebraska (4): ..... Akol Arop, Charlie Easley,  
..... Jace Piatkowski, Bret Porter  
New Jersey (1): ..... Dachon Burke  
Ohio (1): ..... Samari Curtis  
Texas (1): ..... Cam Mack

#### International (5)

Canada (2): ..... Dalano Banton, Shamiel Stevenson  
Iceland (1): ..... Thorir Thorbjarnarson  
Slovenia (1): ..... Matej Kavas  
France (1): ..... Yvan Ouedraogo



**RETURNING STARTERS (0)**

(2018-19 statistics)

Name, Year, Pos.	Exp.	G-GS	MP-Avg.	FG-FGA (FG%)	3FG-3FGA (3FG%)	FT-FTA (FT%)	Reb.-Avg.	A	TO	B	S	TP-Avg.
None												

**OTHER RETURNING LETTERWINNERS (1)**

(2018-19 statistics)

Name, Year, Pos.	Exp.	G-GS	MP-Avg.	FG-FGA (FG%)	3FG-3FGA (3FG%)	FT-FTA (FT%)	Reb.-Avg.	A	TO	B	S	TP-Avg.
Thorir Thorbjarnarson, Jr., G	2VL	25-7	307-12.3	19-56 (.429)	4-23 (.174)	8-12 (.667)	53-2.1	29	13	5	14	50-2.0

**STARTERS LOST (5)**

(2018-19 statistics)

Name, Pos.	Exp.	G-GS	MP-Avg.	FG-FGA (FG%)	3FG-3FGA (3FG%)	FT-FTA (FT%)	Reb.-Avg.	A	TO	B	S	TP-Avg.
James Palmer Jr., G	2VL	36-36	1269-35.2	213-578 (.369)	67-214 (.313)	215-282 (.762)	150-4.2	107	77	14	52	708-19.7
Isaac Copeland Jr., F	2VL	20-20	613-30.7	105-200 (.525)	25-71 (.352)	45-65 (.692)	107-5.4	22	31	18	21	280-14.0
Glynn Watson Jr., G	4VL	36-36	1240-34.4	178-430 (.414)	82-214 (.383)	53-67 (.791)	148-4.1	112	51	4	40	491-13.6
Isaiah Roby, F	3VL	35-35	1093-31.2	148-326 (.454)	28-84 (.333)	90-133 (.677)	242-6.9	68	70	66	44	414-11.8
Thomas Allen, G	2VL	29-25	874-30.1	96-220 (.436)	36-99 (.364)	25-29 (.862)	81-2.8	59	29	6	38	253-8.7

**OTHER LETTERWINNERS LOST (6)**

(2018-19 statistics)

Name, Pos.	Exp.	G-GS	MP-Avg.	FG-FGA (FG%)	3FG-3FGA (3FG%)	FT-FTA (FT%)	Reb.-Avg.	A	TO	B	S	TP-Avg.
Tanner Borchardt, F	4VL	36-17	716-19.9	48-79 (.608)	0-0 (.000)	23-40 (.575)	167-4.6	16	16	10	17	119-3.3
Amir Harris, G	1V	23-2	268-11.7	23-40 (.575)	0-0 (.000)	4-14 (.286)	57-2.5	17	14	10	10	50-2.2
Nana Akenten, G	1VL	28-2	359-12.8	44-121 (.364)	24-79 (.304)	8-17 (.471)	71-2.5	7	10	3	10	120-4.3
Brady Heiman, F	1VL	30-0	256-8.5	25-42 (.595)	0-1 (.000)	5-17 (.294)	52-1.7	4	7	15	3	55-1.8
#-Johnny Trueblood, G	3VL	17-0	201-11.8	15-34 (.441)	2-8 (.250)	5-13 (.385)	40-2.4	21	8	0	10	37-2.2
#-Justin Costello, G	1VL	10-0	29-2.9	2-7 (.286)	2-7 (.286)	3-5 (.600)	2-0.2	4	2	0	1	9-0.9

**REDSHIRTS (1)**

Name, Pos.	Yr.-Exp.	Ht.	Wt.	Hometown (Last School)	Career Stats/Highlights
Dachon Burke Jr., G	Jr.-TR	6-4	180	Orange, N.J. (Robert Morris)	2nd-team All-NEC in 2017-18 (17.6 ppg; 5.8 rpg; 2.5 apg; 2.1 spg); 4x conference POW in 2017-18

**NEWCOMERS (14)**

Name, Pos.	Yr.-Exp.	Ht.	Wt.	Hometown (Last School)	Career Stats/Highlights
Akol Arop, F	Fr.-HS	6-6	200	Omaha, Neb. (Creighton Prep)	2019 Nebraska Gatorade Player of the Year; 19.4 ppg, 10.9 rpg, 2.6 bpg; 1st-team all-state
Haanif Cheatham, G	Sr.-TR	6-5	194	Fort Lauderdale, Fla. (Florida Gulf Coast)	13.2 ppg, 4.8 rpg, 1.9 apg in 10 games at FGCU; made 63 starts in 2+ seasons at Marquette
Kevin Cross, F	Fr.-HS	6-8	240	Little Rock, Ark. (Mills University Studies)	2x first-team all-state performer who averaged 18 ppg, 10 rpg and 2 apg as a senior
Samari Curtis, G	Fr.-HS	6-4	190	Xenia, Ohio (Xenia)	Mr. Basketball in Ohio in 2019; 33.8 ppg, 7.3 rpg, 5.2 apg as a senior; scored 2,109 career points in HS
Jervay Green, G	Jr.-JC	6-3	210	Denver, Colo. (Western Nebraska CC)	No. 2 combo guard & No. 8 recruit in JC in 2019; Averaged 23.6 ppg, 5.7 rpg, 5.3 apg
Matej Kavaz, G	Sr.-TR	6-8	205	Ljubljana, Slovenia (Seattle University)	10.3 ppg & 4.6 rpg in 2018-19; 2nd-team All-WAC in 2017-18 (15.2 ppg, 5.1 rpg; 46.4 3pt pct.)
Cam Mack, G	So.-JC	6-2	175	Austin, Texas (Salt Lake CC)	No. 1 point guard & No. 3 overall recruit in JC in 2019; 19.3 ppg, 7.6 apg, 2.4 spg; 1st-team all-region
Yvan Ouedraogo, F	Fr.-HS	6-9	260	Bordeaux, France (INSEP)	Four-star recruit; Averaged 12.7 ppg and 9.7 rpg for France U-16 team
#-Charlie Easley, G	Fr.-HS	6-2	190	Lincoln, Neb. (Pius X)	First-team all-state as senior, averaging 23.3 ppg, 6.1 rpg, 4.1 apg, 3.1 spg
#-Jace Piatkowski, G	Fr.-HS	6-3	175	Omaha, Neb. (Elkhorn South)	Averaged 18.6 ppg. and 3.3 rpg in 2018-19; Son of former Husker legend Eric Piatkowski
#-Bret Porter, F	Fr.-HS	6-6	215	Omaha, Neb. (Millard North)	Returned from a torn ACL (6.2 ppg and 4.4 rpg); averaged 13.4 ppg, 7.5 rpg as junior
%-Shamiel Stevenson, G	So.-TR	6-6	245	Toronto, Ontario, Canada (Nevada)	At Pitt as a freshman in 2017-18, averaged 8.5 ppg and 4.4 rpg per game
^-Derrick Walker, F	Jr.-TR	6-8	235	Kansas City, Mo. (Tennessee)	2-year performer at Tennessee; totaled 25 points and 32 rebounds in 30 games in 2018-19
^-Dalano Banton, G	So.-TR	6-8	195	Toronto, Ontario, Canada (Western Kentucky)	Top-100 recruit averaged 3.4 ppg, 3.0 rpg and 2.0 apg in 2018-19; had 13 asst., 10 reb. and 8 pts vs. Wis.

Notes: #-Walk-on student-athlete; ^-Will sit out entire 2019-20 season because of NCAA transfer rules; %-Eligible second semester of 2019-20





THORIR  
**THORBJARNARSON**

For Nebraska men's basketball coach Fred Hoiberg, the building process began quickly. With the graduation of three multi-year starters, including All-Big Ten performer James Palmer Jr. and Glynn Watson Jr., as well as the departure of NBA Draft pick Isaiah Roby, the Huskers were going to have a different look in 2019-20.

Hoiberg and his staff hit the recruiting trail hard after his hiring in late March, retooling the roster, while also keeping a pair of recruits signed by the previous staff. Their hard work was recognized, as Nebraska's incoming class was ranked No. 41 nationally by 247Sports. It marked the Huskers' second-highest class of the Big Ten era and

a remarkable feat for a class that was put together in six weeks. The newcomers feature a pair of junior college recruits who were among the top-10 prospects in the country (Cam Mack and Jervay Green), two freshmen who rated among the top 150 seniors by 247Sports (Samarī Curtis and Yvan Ouedrago) and two transfers who were top-100 players coming out of high school (Haanif Cheatham and Dalano Banton).

With the roster established, a trip to Italy allowed the Husker coaching staff an opportunity to get 10 practices with the team, as well as four games to see different combinations on the court and to work on the Huskers'

up-tempo attack. While the Huskers won all four games and averaged 82 points per game, Hoiberg believes the trip's biggest benefit came away from the gym.

"Italy was a great trip for us, and the biggest reason why was all of our new players had to spend quality time together," Hoiberg said. "We've got 14 guys that have never really played with each other coming into the summer. The only two guys who have been in the Big Ten are Thorir (Thorbjarnarson) and Dachon (Burke), and Burke was on the sideline during his sit-out year. There are so many new faces and unknowns with this group. Everybody kind of came in and there were a lot of individuals, and I think we left Italy as a team, and that was the most important part to me."

Hoiberg, who guided Iowa State to four straight NCAA Tournament bids in his five seasons at ISU, likes the competitiveness he sees in the gym, but wants to make sure a solid foundation is set early on.

"For our guys with the newness of it, we've put in such a small part of the system to this point. It is really focusing on the basics and trying to get a head start in that," Hoiberg said of the team's focus heading into practice in late September. "To this point, it's been trying to put in a defensive foundation and trying to put in the basics on the offensive end, predicated on spacing and the things you have to do well to be a successful team."

"I'm excited to get more hours with these guys. It has been a very eager group. They want to do more, but I feel at this point, we have to get the basics down."

As the Huskers prepared for the start of practice in late September, Hoiberg has a full roster at his disposal. Mack (illness) and Ouedrago (national team duties) missed the team's summer practices, but were able to go through individual and group work since the start of the fall semester.

**BACKCOURT**

Thorir Thorbjarnarson is the most experienced returnee on the 2019-20 roster, as the 6-foot-6 guard is entering



DACHON  
**BURKE JR.**



CAM  
**MACK**



JERVAY  
**GREEN**

his third season as a Husker. Last season, he played in 25 games, averaging 2.0 points, 2.1 rebounds and 1.2 assists per game while posting a 2.2-to-1 assist-to-turnover ratio. He earned a spot in the rotation after a season-ending injury to Isaac Copeland Jr., and played in 16 of the Huskers' final 17 contests, including five starts in the Big Ten Tournament and NIT.

Thorbjarnarson, who played for the Iceland National Team over the summer, continued to show flashes of his potential and high basketball IQ, recording a career-high five steals in the Huskers' win over No. 21 Maryland and closing the year with eight points, three assists and two steals in the second-round NIT loss at TCU. He also grabbed a career-high 10 rebounds in 17 minutes off the bench against No. 24 Wisconsin.

The other returnee from last season is junior Dachon Burke, who transferred from Robert Morris and sat out the 2018-19 season. A 6-foot-4 guard, Burke earned second-team All-Northeast Conference honors in 2017-18 after averaging 17.6 points, 5.8 rebounds, 2.5 assists and 2.1 steals per game. As a sophomore at Robert Morris, he ranked in the top five in the NEC in both scoring and steals and was a four-time conference player of the week. He tallied 30 double-figure efforts in 32 contests as a sophomore, including 11 20-point games. Burke's competitiveness, experience and scoring ability give him a chance to be a major contributor in 2019-20.

One of the most significant recruits that Hoiberg signed in the spring was sophomore point guard Cam Mack. The No. 3 overall junior college recruit and top point guard in the nation according to JUCORecruiting.com, Mack was the highest-rated junior college recruit to sign with Nebraska since the website began in 2011. Mack played at Salt Lake Community College in 2018-19, averaging 19.1 points and 5.9 rebounds per game while topping the team in assists (7.6 apg), steals (2.4 spg) and blocked shots (0.6 bpg). He was in the top 25 nationally in both assists (fifth) and steals (24th) and boasted a 2.8-to-1 assist-to-turnover ratio.

In his lone season at the school, Mack totaled five 30-point games, including a 40-point outburst against Casper College, which included 6-of-12 from 3-point range. He dished out 10 or more assists nine times, including a season-best 14 in one contest, while totaling a trio of triple-doubles and nine double-doubles.

Jervay Green joins Mack as two of the top-10 junior college recruits in the nation last season and was the No. 2 combo guard in the country playing at Western Nebraska Community College. Green garnered second-team NJCAA All-America honors in 2018-19, averaging 23.6 points, 5.7 rebounds and 5.3 assists per game, as he shot 55 percent from the field, including 39 percent from 3-point range. Green ranked eighth nationally in scoring at Western Nebraska CC and was the Region IX Player of the Year.

He had six 30-point games as a sophomore, highlighted by a school-record 51-point performance against Iowa Lakes CC. In that game, Green was 10-of-14 from 3-point range. Green totaled three double-doubles on the year, including a 26-point, 14-assist effort against North Platte CC.

Samari Curtis gives the Huskers another legitimate scoring option. The 6-foot-4 guard was Mr. Basketball in the state of Ohio last year, averaging 33.8 points, 7.3 rebounds, 5.8 assists and 2.4 steals per game at Xenia High School. A four-star recruit by ESPN and a top-200 recruit by 247Sports, Curtis totaled nine 40-point games as a senior, including a 52-point performance, and averaged more than 30 points per game as a junior and senior. In all, he totaled more than 2,100 points in high school and has the shooting range to

make an immediate impact.

In-state walk-ons Charlie Easley and Jace Piatkowski round out the Husker backcourt. Easley was one of the top players in the state playing at Lincoln Pius X High School, averaging 23.3 points, 6.1 rebounds, 4.1 assists and 3.1 steals per game to earn first-team all-state honors last year from the Lincoln Journal Star and Omaha World-Herald.

Piatkowski, the son of former Husker legend and NBA standout Eric Piatkowski, averaged 18.6 points and 3.3 rebounds per game at Elkhorn South High School. He led the team with 46 3-pointers and also shot 77 percent from the foul line in 2018-19.

#### WINGS

Haanif Cheatham, a 6-foot-5, 194-pound guard from Fort Lauderdale, Fla., was the first newcomer to commit to Hoiberg and will be counted on for his leadership and versatility. A former top-100 recruit, Cheatham has made 73 Division I starts in his career, including 63 in two-plus seasons at Marquette.

Cheatham spent last season at Florida Gulf Coast, averaging 13.2 points, 4.8 rebounds, 1.9 assists and 1.2 steals per game in 10 games before season-ending surgery. He reached double figures eight times, including a 23-point effort on 10-of-16 shooting against South Dakota State and a 20-point night against Florida Atlantic. He began his career at Marquette, garnering Big East All-Freshman Team honors in 2015-16 and earning the team's Best Defensive Player Award in each of his two full seasons at the school (2015-16, 2016-17). He has the ability and skill set to play a number of spots in Hoiberg's lineup.

One component of Hoiberg's system is strong 3-point shooting and the addition of graduate transfer Matej Kavaz will greatly help the Huskers in that area. Kavaz, a 6-foot-8 guard from Slovenia, played at Seattle University and shot 44.7 percent from 3-point range during his three seasons

at the school. His percentage ranks sixth nationally among all active players heading into 2019-20. Last year, Kavaz averaged 10.3 points and 4.6 rebounds per game while shooting 46 percent from 3-point range. He battled a shin injury which sidelined him for eight games and limited him the remainder of the season. Prior to the injury, he had reached double-figures in 13 of his first 16 contests. Kavaz looks to return to his 2017-18 form when he averaged 15.2 points and 5.1 rebounds while leading the WAC in both 3-point percentage (.474) and 3-pointers per game (2.8).

While Cheatham and Kavaz provide length on the wing, sophomore Shamiel Stevenson possesses the physicality to match up with the bigger wings in the Big Ten. Stevenson, a 6-foot-6, 245-pound guard/forward from Toronto, transferred to Nevada last winter, but did not play a game for the Wolfpack. He began his collegiate career at Pittsburgh in 2017-18, as he played in 32 games, including 13 starts as a true freshman. He averaged 8.5 points on a team-high 50.5 percent shooting and was second on the Panthers with 4.4 rebounds per game. Stevenson, who reached double figures 13 times, showed good touch, hitting nearly 38 percent from long range.

Dalano Banton may have the highest ceiling of the Husker wings, but will sit out this season after transferring from Western Kentucky. Banton, a 6-foot-8, 195-pound guard, was a former top-100 recruit who will have three years of eligibility beginning in 2020-21. Last year, he played in 31 games, averaging 3.4 points, 3.0 rebounds and 2.1 assists per game. He made 12 starts and showed his versatility in a win over No. 15 Wisconsin when he nearly had a triple double with 13 rebounds, 10 assists and eight points. He also had 11 points and six assists against St. Mary's. Banton, who reclassified to graduate high school in 2018, will use the sit-out year to get stronger and refine his game so he can make a major impact next season.

HAANIF  
**CHEATHAM**



MATEJ  
KAVAS



YVAN  
OUEDRAOGO



**FRONTCOURT**

The most intriguing prospect on the roster may be freshman Yvan Ouedraogo, who arrived on campus at the start of the semester following a stint with the French U18 team in the summer. He helped the French team to a 6-1 record and a fifth-place finish, as he played in all seven games for France.

A 6-foot-9, 260-pound forward, Ouedraogo attended the National Institute of Sport, Expertise, and Performance (INSEP) and selected Nebraska over TCU, Georgia Tech and Vanderbilt. This past season, Ouedraogo played in 26 games for Centre Fédéral de Basketball, which is a program in the top amateur league in France. Despite turning 17 last March, he averaged 5.4 points and 4.4 rebounds per game. He has also represented France in international competition, including the 2018 FIBA U16 European Championships, when he averaged 12.7 points and 9.7 rebounds per game.

Kevin Cross has the size and physicality to earn significant time as a true freshman. The 6-foot-8, 240-pounder was a two-time all-state performer at Mills University Studies High School in Arkansas, leading his team to a combined 58-7 record and two state tournament runner-up finishes. Cross, who chose Nebraska over Oklahoma State and TCU, averaged 18 points, 10 rebounds and two assists per game, as the school went 28-5 before losing in the state title game. Cross had a 29-point, 21-rebound effort as a senior and closed his high school career with 24 points and nine rebounds in the state championship game.

Akol Arop comes to Lincoln with solid credentials, as he was the Nebraska Gatorade Player of the Year in 2019. The 6-foot-6 forward averaged 19.4 points on 62 percent shooting, 10.9 rebounds and 2.6 blocks per game at Omaha Creighton Prep last season, earning first-team all-state honors from the Omaha World-Herald and Lincoln Journal Star. A three-time all-state performer, Arop tallied 19

double-doubles as a senior and earned a reputation as one of the best defensive players in the state during his high school career.

Derrick Walker brings much-needed experience to the Husker frontcourt after spending the past two seasons at Tennessee. The 6-foot-8, 235-pound forward played in 64 games for the Volunteers, who won an SEC title in 2018 and reached the NCAA Sweet 16 last season. Walker averaged 0.8 points and 1.1 rebounds per game as a sophomore, but played in 30 games and shot 53 percent from the field. As a freshman, he was an integral part of the Tennessee rotation, shooting nearly 60 percent from the floor, including 68 percent in SEC play. A Kansas City, Mo., native, Walker will sit out this season and have two years of eligibility beginning in 2020-21.

Freshmen walk-on Bret Porter will add depth to the Husker frontcourt. Porter, who is believed to be the first four-generation athlete in program history, returned from a torn ACL to average 6.2 points and 4.4 rebounds per game as a senior. The 6-foot-6 forward averaged 13.5 points and 7.5 rebounds as a junior at Millard North High School in Omaha.

**SCHEDULE**

The 11-game non-conference slate opens on Nov. 5 against UC Riverside, the first of four straight home games to open the 2019-20 season. NU will travel to the Cayman Islands Classic for three games in late November, while the December portion of the slate features a trip to Georgia Tech for the Big Ten/ACC Challenge and the annual intrastate matchup at Creighton.

“It’s an important part of the season,” Hoiberg said. “You want to set the tone for when you start the conference games. I like our schedule. We will play at Creighton, which will be a top-20 team, on the road in the Big Ten/ACC Challenge at Georgia Tech and play three quality games in

the Cayman Islands. We also have some other teams which will come in here and give us a big challenge.”

While it may be tough to duplicate the Big Ten’s success from last year when a conference-record eight teams made the NCAA Tournament, the 20-game schedule will be challenging for the young Husker squad.

Conference play begins on Dec. 13, when the Huskers travel to Indiana before the home opener two days later against a Purdue team that went to the Elite Eight and took eventual national champion Virginia to overtime. NU will close non-conference play with a pair of games before resuming in January.

The Huskers open 2020 at Pinnacle Bank Arena with matchups against Rutgers (Jan. 3) and Iowa (Jan. 7). The remainder of January features home games with Indiana (Jan. 18) and Michigan (Jan. 28). The meeting with the Wolverines will feature the Big Ten’s newest head coaches in Hoiberg and Michigan’s Juwan Howard. The rest of NU’s January schedule includes road tilts at Northwestern (Jan. 11), Ohio State (Jan. 14), Wisconsin (Jan. 21) and Rutgers (Jan. 25).

The February slate is highlighted by a visit by Final Four qualifier Michigan State, which will likely open the season as the No. 1 team in the country, on Thursday, Feb. 20. It is one of three home games against NCAA qualifiers that month, as NU also hosts Wisconsin (Feb. 15) and Ohio State (Feb. 27) as well as Penn State (Feb. 1). NU also makes road trips to Iowa (Feb. 8), Maryland and Illinois (Feb. 24) in February.

NU’s only home game in March is a Senior Day matchup with Northwestern on March 1, before the Huskers close out Big Ten play at Michigan (March 5) and Minnesota (March 8). The Big Ten Tournament takes place at Bankers Life Fieldhouse in Indianapolis from March 11-15.



The Huskers toured the Roman Colosseum as part of the team's 10-day trip to Italy in August.

**HUSKER BASKETBALL NOTEBOOK**

► The Huskers got a head start on the 2019-20 season by traveling to Italy for 10 days in August. NU visited Rome, Florence and Como during the trip, while also going 4-0 against teams from Italy and Lithuania.

**2019 Italian Summer Tour**

Date	Opponent	Result	NU Scoring Leader
Aug. 5	Stella Azzurra Academy	W, 87-56	Green, 15
Aug. 7	Silute BC (Lithuania)	W, 83-58	Burke, Cheatham, 20
Aug. 8	Silute BC (Lithuania)	W, 73-70	Curtis, 13
Aug. 12	Italian Select	W, 84-62	Easley, 15

► While Nebraska has only one player who has previously played at Nebraska (Thorir Thorbjarnarson), a good portion of the roster has Division I experience. The Huskers feature six transfers, including five newcomers, who have combined for more than 3,000 points at the Division I level. Dachon Burke Jr. is the only returnee in the group after he began his collegiate career at Robert Morris before sitting out the 2018-19 season at Nebraska.

**Experienced Additions**

Player	School	Points	Rebounds	Assists
Delano Banton ^	Western Kentucky	105	92	65
Dachon Burke Jr.	Robert Morris	813	312	104
Haanif Cheatham	Marquette/FGCU	842	296	170
Matej Kavaz	Seattle	980	358	72
Shamiel Stevenson	Pittsburgh/Nevada	288	148	36
Derrick Walker^	Tennessee	92	107	16
<b>Totals</b>		<b>3,120</b>	<b>1,313</b>	<b>463</b>

^ - Will not be eligible until 2020-21

► Nebraska's 14 newcomers (11 scholarship, three walk-ons) is the highest newcomer total in Division I this season. East Carolina is second nationally with 13 newcomers.

► One strength of the Husker coaching staff is a familiarity with each other, as three staff members had worked with Hoiberg as assistant coaches during his previous stint at Iowa State from 2010 to 2015. Matt Abdelmassih also worked under Hoiberg in the front office with the Minnesota Timberwolves, while Bobby Lutz was an assistant coach with the Windy City Bulls in the G League while Hoiberg coached the Chicago Bulls.

**Previous Experience with Fred Hoiberg**

Staff Member	Coaching Experience with Fred Hoiberg
Matt Abdelmassih, Assistant Coach	Iowa State (2010-15)
Doc Sadler, Assistant Coach	Iowa State (2013-14)
Bobby Lutz, Special Assistant to the Head Coach	Iowa State (2010-11)

► Junior college transfers Cam Mack (third) and Jervay Green (eighth) were both ranked in the top-10 nationally by JUCORECruiting.com in this year's recruiting class. NU is the only school in the country with two of the top-10 junior college transfers in 2019. They are also the two highest rated junior college players signed by the Huskers since 2011, the first year listed in the database. Prior to this year, Dylan Talley was NU's highest junior college recruit by the site, as he was 11th in 2011.

► Since moving into Pinnacle Bank Arena in 2013, the Huskers have ranked in the top-15 in attendance nationally all six years. NU averaged 15,341 fans per home game to rank 10th nationally in attendance in 2018-19. Pinnacle Bank Arena will be sold out for the upcoming year, as all available season tickets were sold out in August.

Nebraska is one of nine schools in the country to average 15,000+ fans per contest every year since 2013-14. The others include Kentucky, Syracuse, Louisville, North Carolina, Wisconsin, Indiana, Kansas and Creighton.

In all, the Big Ten has led NCAA Basketball in attendance for 43 straight years, dating back to the 1976-77 season. Big Ten schools drew more than a combined three million fans for the fifth straight year in 2018-19.

**Filling Up Pinnacle Bank Arena**

Season	Average	NCAA Rank
2013-14 (1st year of PBA)	15,419	13th
2014-15	15,569	10th
2015-16	15,430	11th
2016-17	15,427	11th
2017-18	15,494	11th
2018-19	15,341	10th

► Thorir Thorbjarnarson and Yvan Ouedraogo spent part of the summer representing their home nations. Thorbjarnarson played in three games for Iceland's Senior National Team during the Games of the Small States of Europe, averaging 10 points per game. Ouedraogo played for France's U-18 team at the FIBA European Championships, as the team went 6-1 and earned a fifth-place finish. He averaged 4.0 points, 3.6 rebounds and 0.8 steals per game as the second-youngest member of the team.

In addition, former Huskers Tai Webster (New Zealand) and Jorge Brian Diaz (Puerto Rico) represented their nations in the 2019 FIBA World Cup. Diaz started all five games in helping Puerto Rico reach the second round, while Webster averaged 13.4 points and 4.8 assists as New Zealand's starting point guard.

► Isaiah Roby ended Nebraska's NBA Draft drought, as he was selected in the second round by the Detroit Pistons (No. 45 overall) before his rights were traded to Dallas. It was the highest a Husker basketball player had been picked since Tyronn Lue went with the No. 23 pick in the 1998 NBA Draft. Roby was one of three former Huskers in the 2019 NBA Summer League, joining James Palmer Jr. (Phoenix) and Andrew White III (New York).

# N 2019-20 NEBRASKA BASKETBALL

## BASKETBALL SCHEDULE

2019-20 OUTLOOK

Date	Opponent	Location	Television/Internet	Time
Wednesday, Oct. 30	Doane (exhibition)	Pinnacle Bank Arena	BTN+	7 p.m.
Tuesday, Nov. 5	UC Riverside	Pinnacle Bank Arena	BTN	8 p.m.
Saturday, Nov. 9	Southern Utah	Pinnacle Bank Arena	BTN+	1 p.m.
Friday, Nov. 15	South Dakota State	Pinnacle Bank Arena	BTN	8 p.m.
Friday, Nov. 22	Southern	Pinnacle Bank Arena	BTN+	7 p.m.
Monday, Nov. 25	vs. Washington State (Cayman Islands Classic)	George Town, Grand Cayman	TBA	6:30 p.m.
Tuesday, Nov. 26	vs. Old Dominion/George Mason (Cayman Islands Classic)	George Town, Grand Cayman	TBA	4 or 6:30 p.m.
Wednesday, Nov. 27	vs. TBD (Cayman Islands Classic)	George Town, Grand Cayman	TBA	TBA
Wednesday, Dec. 4	at Georgia Tech (Big Ten/ACC Challenge)	Atlanta, Ga.	ESPNU	6:15 p.m.
Saturday, Dec. 7	at Creighton	Omaha, Neb.	FS1	1:30 p.m.
Friday, Dec. 13	at Indiana *	Bloomington, Ind.	BTN	7 p.m.
Sunday, Dec. 15	Purdue *	Pinnacle Bank Arena	BTN	3 p.m.
Saturday, Dec. 21	North Dakota	Pinnacle Bank Arena	BTN+	5 p.m.
Sunday, Dec. 29	TAMU-Corpus Christi	Pinnacle Bank Arena	BTN	1 or 3 p.m.
Friday, Jan. 3	Rutgers *	Pinnacle Bank Arena	BTN	7 p.m.
Tuesday, Jan. 7	Iowa *	Pinnacle Bank Arena	BTN	8 p.m.
Saturday, Jan. 11	at Northwestern *	Evanston, Ill.	BTN	TBA
Tuesday, Jan. 14	at Ohio State *	Columbus, Ohio	FS1	5:30 p.m.
Saturday, Jan. 18	Indiana *	Pinnacle Bank Arena	BTN	6 p.m.
Tuesday, Jan. 21	at Wisconsin *	Madison, Wis.	BTN	8 p.m.
Saturday, Jan. 25	at Rutgers *	Piscataway, N.J.	BTN	1 p.m.
Tuesday, Jan. 28	Michigan *	Pinnacle Bank Arena	ESPN2/U	6 p.m.
Saturday, Feb. 1	Penn State *	Pinnacle Bank Arena	BTN	6 p.m.
Saturday, Feb. 8	at Iowa *	Iowa City, Iowa	BTN	5 p.m.
Tuesday, Feb. 11	at Maryland *	College Park, Md.	BTN	7:30 p.m.
Saturday, Feb. 15	Wisconsin *	Pinnacle Bank Arena	BTN	1:15 p.m.
Thursday, Feb. 20	Michigan State *	Pinnacle Bank Arena	FS1	7:30 p.m.
Monday, Feb. 24	at Illinois *	Champaign, Ill.	BTN	7 p.m.
Thursday, Feb. 27	Ohio State *	Pinnacle Bank Arena	ESPN/2	8 p.m.
Sunday, March 1	Northwestern *	Pinnacle Bank Arena	BTN	3:15 p.m.
Thursday, March 5	at Michigan *	Ann Arbor, Mich.	FS1	5:30 p.m.
Sunday, March 8	at Minnesota *	Minneapolis, Minn.	BTN	Noon
<b>BIG TEN TOURNAMENT</b>				
Wednesday, March 11	Big Ten Tournament First Round	Indianapolis, Ind.	BTN	5 p.m./7:30 p.m.
Thursday, March 12	Big Ten Tournament Second Round	Indianapolis, Ind.	BTN	11 a.m./1:30/5:30/8 p.m.
Friday, March 13	Big Ten Tournament Quarterfinals	Indianapolis, Ind.	BTN	11 a.m./1:30/5:30/8 p.m.
Saturday, March 14	Big Ten Tournament Semifinals	Indianapolis, Ind.	CBS	Noon/2:30 p.m.
Sunday, March 15	Big Ten Tournament Championship	Indianapolis, Ind.	CBS	2:30 p.m.
<b>NCAA TOURNAMENT</b>				
Tues.-Wed., March 17-18	First Four	Dayton, Ohio (UD Arena)	TruTV	TBA
Thurs.-Sun., March 19-22	First/Second Rounds	Various Sites	CBS/TBS/TNT/TruTV	TBA
Thurs.-Fri., March 26-27	NCAA Regional Semifinals	Various Sites	CBS/TBS	TBA
Sat.-Sun, March 28-29	NCAA Regional Finals	Various Sites	CBS	TBA
Saturday, April 4	National Semifinals	Atlanta, Ga. (Mercedes-Benz Stadium)	TBS	TBA
Monday, April 6	National Championship Game	Atlanta, Ga. (Mercedes-Benz Stadium)	TBS	TBA

Home games in **bold**; All times listed are Central; \*-Big Ten Conference games; All games carried on the Husker Sports Radio Network. For updated information, visit Huskers.com

## 2019-20 SCHEDULE NOTES

- ▶ The Huskers' exhibition game with Doane on Oct. 30 will mark the 14th time since 2001 that Nebraska will play an in-state opponent in an exhibition game. Doane was also NU's exhibition opponent in 2011.
- ▶ The season-opener against UC Riverside on Nov. 5 marks the earliest season-opening date in school history. The Highlanders are also one of two first-time opponents on the 2019-20 schedule, as NU will also meet Texas A&M-Corpus Christi for the first time on Dec. 29. NU could also meet another first-time opponent in George Mason on the second day of the Cayman Islands Classic.
- ▶ Nebraska's appearance in the Cayman Islands Classic (Nov. 25-27) will mark the Huskers' first regular-season trip outside the United States since playing the 2010 Puerto Rico Tipoff. NU will be looking for its first in-season tournament title since the 2000 San Juan Shootout.
- ▶ Nebraska will look to continue its success on the road in the Big Ten/ACC Challenge when it faces Georgia Tech on Dec. 5. The Huskers are 3-1 away from Lincoln in the Big Ten/ACC Challenge, posting wins at Wake Forest (2012), Florida State (2014) and Clemson (2018). The Huskers are one of two Big Ten teams with a winning record on the road in the Big Ten/ACC Challenge, while NU's three road wins tied for second among Big Ten programs since the event began in 1999. NU's first appearance in the event came in 2011.
- ▶ The 2019-20 schedule features 20 Big Ten games, which includes seven double-play opponents (Indiana, Iowa, Rutgers, Ohio State, Northwestern, Wisconsin and Michigan). The Huskers' home single plays are Purdue, Penn State and Michigan State, while the Huskers will travel to Maryland, Illinois and Minnesota.
- ▶ The 2020 Big Ten Tournament returns to Bankers Life Fieldhouse in Indianapolis for the 11th time in the event's history, but the first since 2016.
- ▶ A minimum of 26 regular-season games will be broadcast nationally, including 19 appearances on the Big Ten Network, four on FS1 and three on the ESPN family of networks (ESPN, ESPN2 or ESPNU). In addition, four other regular-season games will be available online on BTN+.

2019-20  
**HUSKERS**



THORIR  
THORBJARNARSON



# THORIR THORBJARNARSON #34

**GUARD | 6-6 | 206 | JUNIOR**

HOMETOWN: REYKJAVIK, ICELAND  
 PREVIOUS SCHOOL: MENNTASKÓLINN I REYKJAVIK

- Iceland Senior National Team (2018-present)
- Academic All-Big Ten (2019)
- Nebraska Scholar-Athlete Honor Roll (Fall 2017, 2018)
- Tom Osborne Citizenship Team (2019)

**2019-20 OUTLOOK**

Thorir Thorbjarnarson (pronounced Thor-EAR thorb-YAR-nar-son) returns as the most experienced returning player on the Huskers' 2019-20 roster. He played in 25 games as a sophomore and made seven starts, including all five of the Huskers' Big Ten and NIT Tournament games. Thorbjarnarson's combination of size and high basketball IQ allow him to play several positions in Fred Hoiberg's attack. More importantly, Thorbjarnarson showed extensive improvement and consistency in his shooting during the offseason, showing off his improved 3-point shooting during the Huskers' trip to Italy in August.

While he averaged just 6.3 points per game during the four games in Italy, he was third on the team in rebounding (3.6 rpg), assists (3.0 apg) and steals (1.7 spg) while posting a team-best 12-to-1 assist-to-turnover ratio.

**2019 (SUMMER)**

Thorbjarnarson played in three games for Iceland's Senior National Team during the Games of the Small States of Europe, averaging 10 points per game in about 20 minutes per contest. He had 14 points against Montenegro and closed out the event with 14 points against Cyprus in the third-place game.

**2018-19 (SOPHOMORE)**

Thorbjarnarson made an impact, as he played in 25 games, including seven starts, as NU made its second straight NIT appearance. He averaged 2.0 points, 2.1 rebounds and 1.2 assists per game, while posting a 2.2-to-1 assist-to-turnover ratio in just over 12 minutes per game. He earned a spot in the rotation after a season-ending injury to Isaac Copeland Jr., and played in 16 of the Huskers' final 17 contests, including all five postseason games.

After a rash of season-ending injuries in the backcourt, he moved into the starting lineup for the Huskers' postseason run and filled in admirably. He averaged 5.2 points, 2.8 rebounds, 1.6 assists and 2.2 steals per game over NU's final five games, closing the year with eight points, three assists, and two steals in the second-round NIT loss at TCU. Thorbjarnarson had a career-high four assists and three steals in the first-round win over Butler. He played a major role in NU's win over No. 21 Maryland in the Big Ten Tournament, recording a personal-best five steals. He also had five points against No. 19 Wisconsin and four against both Maryland and Rutgers.

Thorbjarnarson's biggest moment of the year came in the final seconds of overtime against Iowa in the regular-season finale, as he blocked Jordan Bohannon's 3-point attempt to preserve NU's 93-91 win. He had four points, three assists and two blocked shots as NU rallied from a nine-point deficit in the final 50 seconds of regulation. He played double-digit minutes five times in Big Ten play. He took advantage of an opportunity against No. 24 Wisconsin, grabbing a career-high 10 rebounds in 17 minutes. That performance started a string of four straight games in which he played at least 10 minutes, including starts against nationally ranked Maryland and at Purdue. In all, he played in 11 of NU's final 12 Big Ten games.

**CAREER STATS**

**vs. All Opponents**

Year	G-GS	MP	Avg.	FG	FGA	Pct.	3FG	3FGA	Pct.	FT	FTA	Pct.	Rebounds			RPG	F-DQ	A	TO	B	S	Pts.	Avg.
													Off.	Def	Total								
2017-18	9-0	19	2.1	3	7	.429	2	5	.400	0	0	.000	1	3	4	0.4	4-0	3	1	0	1	8	0.9
2018-19	25-7	307	12.3	19	56	.339	4	23	.174	8	12	.667	10	43	53	2.1	25-0	29	13	5	14	50	2.0
<b>TOTAL</b>	<b>34-7</b>	<b>326</b>	<b>9.6</b>	<b>22</b>	<b>63</b>	<b>.349</b>	<b>6</b>	<b>28</b>	<b>.214</b>	<b>8</b>	<b>12</b>	<b>.667</b>	<b>11</b>	<b>46</b>	<b>57</b>	<b>1.7</b>	<b>29-0</b>	<b>32</b>	<b>14</b>	<b>5</b>	<b>15</b>	<b>58</b>	<b>1.7</b>

**vs. Big Ten Opponents**

Year	G-GS	MP	Avg.	FG	FGA	Pct.	3FG	3FGA	Pct.	FT	FTA	Pct.	Rebounds			RPG	F-DQ	A	TO	B	S	Pts.	Avg.
													Off.	Def	Total								
2017-18	3-0	5	1.7	0	1	.000	0	0	.000	0	0	.000	1	2	3	1.0	1-0	1	0	0	0	0	0.0
2018-19	12-2	118	9.8	8	23	.348	1	7	.143	1	4	.250	6	21	27	2.3	12-0	12	4	3	2	18	1.5
<b>TOTAL</b>	<b>15-2</b>	<b>123</b>	<b>8.2</b>	<b>8</b>	<b>24</b>	<b>.333</b>	<b>1</b>	<b>7</b>	<b>.143</b>	<b>1</b>	<b>4</b>	<b>.250</b>	<b>7</b>	<b>23</b>	<b>30</b>	<b>2.0</b>	<b>13-0</b>	<b>13</b>	<b>4</b>	<b>3</b>	<b>2</b>	<b>18</b>	<b>1.2</b>

His biggest offensive effort came in the season opener against Mississippi Valley State, when he scored a career-high nine points and grabbed four rebounds in 21 minutes. He also provided a spark against Oklahoma State, dishing out two assists in a four-minute stint that helped NU erase a seven-point deficit.

**2018 (SUMMER)**

Thorbjarnarson played for Iceland's U-20 National Team in July of 2018. At the FIBA U-20 European Championships, he averaged 9.4 points, 4.0 rebounds, 3.7 assists and 1.6 steals per game, ranking second on the team in scoring and first in assists. He closed tournament action with three straight double figure efforts and averaged 18.5 points on 67 percent shooting, including 55 percent from 3-point range, in Iceland's final two contests.

**2017-18 (FRESHMAN)**

Thorbjarnarson was one of three true freshmen to earn playing time on NU's 22-win team. He played in nine games, totaling eight points, four rebounds and three assists in 19 minutes of work. His best performance of the year came in the win over Delaware State on Dec. 22, when he had six points, including a pair of 3-pointers, and an assist in four minutes of action. He also had a basket, rebound, assist and steal in just two minutes against Marist on Nov. 24. He appeared in three Big Ten games, as well as the Big Ten Tournament opener against No. 13 Michigan at Madison Square Garden. He tallied two rebounds and an assist in the win over No. 23 Michigan on Jan. 18.

**BEFORE NEBRASKA**

Thorbjarnarson was one of the top youth players in Iceland, playing in the country's top league as well as in the national team program. Thorbjarnarson made his national team debut in 2017, representing his nation in the Small States of Europe event, helping Iceland to a third-place finish. He also played for the U-20 national team at the FIBA European Championships. At the 2016 FIBA U-18 European Championships, Thorbjarnarson was the third-leading scorer in the tournament, averaging 19.6 points per game, including a 39-point effort and three other 30-point games. He also chipped in 6.3 rebounds, 1.8 assists and 4.9 steals per game. In 2016, he was selected as MVP of the Nordic Championships with the U-18 team, including a 33-point performance in the finals to lead Iceland to victory. Thorbjarnarson played for KR Reykjavik in the Icelandic League for three years, helping the team to three straight titles and a pair of Icelandic Cups in 2016 and 2017. In his final season, he averaged 10.2 points, 2.6 rebounds and 1.9 assists per game for a team that went 26-8 and won the league championship in the top pro league in the country. Thorbjarnarson shot 53 percent from the field, including 38 percent from 3-point range and was selected as the top young player in the league. He also considered UMass, UConn, Utah, Drexel and UAB before signing with Nebraska.

**PERSONAL**

The son of Thorbjorn Jonsson and Hildur Fridleifsdottir, Thorir was born on May 26, 1998, in Akureyri, Iceland. Thorir graduated from Menntaskólinn i Reykjavik in May of 2017. He has three older brothers, Leifur, Jon Askell and Kristofer. Thorir is majoring in psychology.



**CAREER HIGHS**

Points	9, Mississippi Valley St. (11/6/18)
Rebounds	10, Wisconsin (1/29/19)
Field Goals	3, Two times (last, 3/24/19)
Free Throws	2, Two times (last, 3/13/19)
3-point FG	2, Delaware State (12/22/17)
Assists	4, Butler (3/20/19)
Steals	5, vs. Maryland (3/14/19)
Blocks	2, Iowa (3/10/19)
Minutes	35, at TCU (3/24/19)



2019-20 HUSKERS



**MISC. STATS**

Category	2018-19	Career
Double-Figure Scoring	0	0
Double-Figure Rebounding	1	1
Double-Figure Assists	0	0
Double-Doubles	0	0
Led NU in Scoring	0	0
Led NU in Rebounding	1	1
Led NU in Assists	1	1
20+ Point Games	0	0
30+ Point Games	0	0



# DACHON BURKE JR.

# #11

**GUARD | 6-4 | 180 | JUNIOR**

HOMETOWN: ORANGE, N.J.  
 PREVIOUS SCHOOL: ROBERT MORRIS COLLEGE

- Tom Osborne Citizenship Team (2019)
- Second-Team All-Northeast Conference (2018)
- Four-Time Northeast Conference Player of the Week

### 2019-20 OUTLOOK

Junior guard Dachon Burke (pronounced DAY-shawn) has spent the last year waiting for his opportunity. After transferring from Robert Morris, Burke gave the Husker starters fits in practice during his sitout year and is poised to fill some of the offensive void for the Big Red. The 6-foot-4 guard was a second-team All-Northeast Conference pick at Robert Morris, where he averaged 17.6 points, 5.8 rebounds, 2.5 assists and 2.1 steals per game in 2017-18. Burke, who was fourth in the NEC in scoring and first in steals, uses his athleticism to get to the basket and to the free throw line, and his experience will be valuable to a Husker attack that returns one player with Big Ten experience.

During the Huskers' trip to Italy, Burke led NU in scoring at 13.5 points per game while also chipping in 2.3 steals and a team-high 1.0 blocks per game.

### 2018-19 (REDSHIRT)

Burke sat out after transferring from Robert Morris and was a valuable member of the Husker scout team.

### BEFORE NEBRASKA

Burke began his collegiate career at Robert Morris University, spending two seasons with the Colonials before transferring to Nebraska in the summer of 2018. He earned second-team All-Northeast Conference recognition for Coach Andrew Toole, averaging a team-high 17.6 points per game while also adding 5.8 rebounds, 2.5 assists and 2.1 steals per game as a sophomore. Burke led the NEC in steals per game and ranked fourth in scoring and 14th in rebounding during his sophomore season. He put up 30 double-figure efforts in 2017-18 and finished the year on RMU's top-10 list in both points (562, seventh) and field goals (210,

eighth). A four-time NEC Player of the Week, Burke had a pair of double-doubles and had 11 20-point efforts, including a career-high 29-point outburst against eventual tournament champion LIU Brooklyn.

As a freshman, he played in 33 games, including 17 starts, and averaged 7.6 points, 3.9 rebounds and 1.5 steals per game. He had 11 double-figure games, including a season-high 17-point effort against Sacred Heart.

He prepped at Coastal Academy, averaging 17.2 points, 6.0 assists and 4.4 rebounds per game after playing his high school basketball at Orange (N.J.) High School. As a senior, he averaged 17.0 points and 5.4 assists per game and was second-team All-Essex County in 2015.

### PERSONAL

Dachon is the son of Tamika Rumph and Dachon Burke Sr., and was born on Nov. 25, 1997, in Orange, N.J. He has one brother, Tamir Coram, and one sister, Quaniesh Rumph. Burke majors in human development and family science.

### CAREER HIGHS (AT ROBERT MORRIS)

Points	29, at LIU Brooklyn (2/10/18)
Rebounds	14, Mount St. Mary's (2/1/18)
Field Goals	11, Three times (last, 2/15/18)
Free Throws	7, Two times (last, 2/17/18)
3-point FG	6, Drexel (12/10/17)
Assists	6, Two times (last, 2/22/18)
Steals	6, at Grand Canyon (11/13/17)
Blocks	3, at Mount St. Mary's (2/28/18)
Minutes	39, Three times (last, 3/3/18)



### CAREER STATS

#### vs. All Opponents

Year	G-GS	MP	Avg.	FG	FGA	Pct.	3FG	3FGA	Pct.	FT	FTA	Pct.	Rebounds			F-DQ	A	TO	B	S	Pts.	Avg.	
													Off.	Def	Total								
2016-17*	33-17	755	22.9	95	226	.420	14	44	.318	47	64	.734	49	79	128	3.9	74-4	24	58	11	51	251	7.6
2017-18*	32-32	1044	32.6	210	458	.459	44	130	.338	98	156	.628	59	125	184	5.8	81-0	80	86	16	67	562	17.6
<b>TOTAL*</b>	<b>65-49</b>	<b>1799</b>	<b>27.7</b>	<b>305</b>	<b>684</b>	<b>.446</b>	<b>58</b>	<b>174</b>	<b>.333</b>	<b>145</b>	<b>220</b>	<b>.659</b>	<b>108</b>	<b>204</b>	<b>312</b>	<b>4.8</b>	<b>155-4</b>	<b>104</b>	<b>144</b>	<b>27</b>	<b>118</b>	<b>813</b>	<b>12.5</b>

\* Includes years at Robert Morris



# HAANIF CHEATHAM

# #22

**GUARD | 6-5 | 194 | REDSHIRT SENIOR**

HOMETOWN: FORT LAUDERDALE, FLA.

PREVIOUS SCHOOL: FLORIDA GULF COAST UNIVERSITY

• **Big East All-Freshman Team (2015-16)**

**2019-20 OUTLOOK**

Haanif Cheatham (pronounced Hah-NEEF CHEE-tum) was the first recruit to sign with Nebraska following the hiring of Fred Hoiberg and will be a key piece of the 2019-20 Huskers. The fifth-year senior has the length and versatility to play several positions in the new-look Husker attack, as he can play on the wing or inside at the forward spot if NU goes with a smaller lineup. Cheatham quickly became one of the leaders following his arrival on campus this summer and brings high-level experience to NU after playing at Marquette and Florida Gulf Coast.

Cheatham has made a team-high 73 starts at the collegiate level, including 63 over two-plus years at Marquette. Husker coaches rave about his competitiveness and ability to affect the game on both ends of the court. Last season, Cheatham was on pace to set career bests, averaging 13.2 points and 4.8 rebounds per game at Florida Gulf Coast before suffering a season-ending shoulder injury that ended his year after just 10 games. Following surgery, Cheatham is now fully healthy entering his final collegiate season.

During the Huskers' trip to Italy, he was second on the team in scoring at 11.8 points per game, while topping the Huskers at 6.3 rebounds per game

**CAREER HIGHS (AT MARQUETTE & FGCU)**

Points	24, Jackson State (11/29/15)
Rebounds	9, vs. Stetson (1/27/16)
Field Goals	10, South Dakota State (11/16/18)
Free Throws	7, Four times (last, 12/20/18)
3-point FG	4, Two times (2/20/16)
Assists	6, Three times (last, 11/26/16)
Steals	3, Four times (last 11/17/16)
Blocks	1, Seven times (last, 11/25/18)
Minutes	45, Seton Hall (1/11/17)

**BEFORE NEBRASKA**

Cheatham spent the 2018-19 season at Florida Gulf Coast, averaging 13.2 points, 4.8 rebounds, 1.9 assists and 1.2 steals per game, as he started 10 games before season-ending surgery. He reached double figures eight times, including a 23-point effort on 10-of-16 shooting against South Dakota State and a 20-point night against Florida Atlantic. He shot 45 percent from the field, including percent from 3-point range, in his only year at the school.

He spent two-plus seasons at Marquette, earning Big East All-Freshman Team honors in 2015-16 and earned the team's Best Defensive Player Award in each of his first two full seasons at the school (2015-16, 2016-17). He started all 33 games as a freshman, averaging 11.8 points on 49 percent shooting, 3.4 rebounds and 2.2 assists per game. He reached double figures 21 times, including a career-high 24 points on 7-of-12 shooting against Jackson State, a contest he went 4-of-4 from 3-point range. In Big East play, he reached double figures 12 times, including three 20-point performances in a four-game stretch. He also averaged 16.5 points per game in the Golden Eagles' two Big East Tournament contests.

**CAREER STATS**

**vs. All Opponents**

Year	G-GS	MP	Avg.	FG	FGA	Pct.	3FG	3FGA	Pct.	FT	FTA	Pct.	Rebounds			F-DQ	A	TO	B	S	Pts.	Avg.	
													Off.	Def	Total								
2015-16*	33-33	974	29.5	131	268	.489	29	75	.387	100	122	.820	13	98	111	3.4	67-1	73	88	1	34	391	11.8
2016-17*	32-25	814	25.4	93	203	.458	13	40	.325	79	103	.767	22	101	123	3.8	49-0	71	51	4	23	278	8.7
2017-18*	5-5	131	26.2	16	37	.432	5	13	.385	4	7	.571	2	12	14	2.8	7-0	7	8	0	5	41	8.2
2018-19*	10-10	273	27.3	49	108	.454	8	22	.364	26	40	.650	4	44	48	4.8	12-0	19	24	2	12	132	13.2
All*	80-73	2192	27.4	289	616	.469	55	150	.367	209	272	.768	41	255	296	3.7	135-1	170	171	7	74	842	10.5

\* Includes years at Marquette (2015-16 to 2017-18) and Florida Gulf Coast (2018-19).

As a sophomore, Cheatham averaged 8.7 points and 3.8 rebounds per game, while starting 25 of 32 games for Marquette, which went 19-13 and reached the NCAA Tournament. He was third on the team with 71 assists, while cutting his turnovers from 88 to 51. He reached double figures 14 times, including six consecutive games to open the season. He had a season-high 22 points on 8-of-11 shooting vs. IUPUI, while reaching double figure six times in Big East action, including 17 against Seton Hall. Cheatham started Marquette's first five games as a junior, averaging 8.2 points and 2.8 rebounds per game, before transferring

Cheatham was a consensus top-100 prospect coming out of Pembroke Pines Charter High School under head coach Dave Roca. He was ranked No. 73 nationally by CBSSports.com, No. 76 by Rivals and No. 83 on ESPN's top-100 recruits ranking. As a senior, he helped his team to a regional finals appearance, averaging 24.0 points, 5.0 rebounds and 3.0 assists per game before falling to eventual state champion Miami Norland. He garnered first-team all-state honors by the Florida Association of Basketball Coaches. As a junior, he averaged 26.2 points, 7.5 rebounds, 4.4 assists and 3.0 steals per game en route to another regional final appearance. His junior campaign was highlighted by four triple-doubles, which helped him earn Florida Dairy Farmer's Class 6A Player-of-the-Year accolades. He played AAU ball for Nike Team Florida and was invited to compete in the Kevin Durant Skills Academy, LeBron James Skills Academy and Nike Global Challenge.

**PERSONAL**

Haanif Cheatham was born on Sept. 6, 1996, in Fort Lauderdale, Fla. He is the son of Ingrid Weiss and Terry Cheatham. Haanif has three sisters (Kinyet Fincher, Gloria Fincher and Lisa Brock) and one brother (Billy Brock). Cheatham received his undergraduate degree in communication studies from FGCU the summer of 2019 and is working on his master's degree in family & community services.



2019-20 HUSKERS



# MATEJ KAVAS

# #25

**GUARD | 6-8 | 205 | REDSHIRT SENIOR**

HOMETOWN: LJUBLJANA, SLOVENIA  
 PREVIOUS SCHOOL: SEATTLE UNIVERSITY

- Preseason First-Team All-WAC (2018-19)
- Second-Team All-WAC (2017-18)
- WAC Freshman of the Year (2016-17)

### 2019-20 OUTLOOK

Shooting is paramount in Fred Hoiberg's system and the addition of Matej Kavvas (pronounced MAH-tey KAH-vahs) is a significant one for the Husker basketball program. Kavvas, a 6-foot-8 guard, is one of college basketball's top 3-point shooters, as he enters the 2019-20 season ranked third among active Division I players in 3-point percentage (.447). Kavvas was a three-year performer at Seattle University, earning All-Western Athletic Conference honors in 2017-18. Kavvas possesses a high basketball IQ and has the skillset to make significant contributions. One of two fifth-year seniors on the 2019-20 roster, Kavvas will be counted on for his leadership as he helps guide a young, but talented roster.

### BEFORE NEBRASKA

A preseason first-team All-WAC selection in 2018-19, Kavvas was limited to 24 games because a significant shin injury suffered in early January. He finished the season averaging 10.3 points and 4.6 rebounds per game while shooting 46 percent from 3-point range. At the time of his injury, he was averaging 14.1 points and 6.3 rebounds per game and had reached double-figures in 13 of his first 16 contests. He totaled three 20-point games in 2018-19, including a 26-point outburst vs. Omaha and a 22-point, 13-rebound effort against Longwood. He missed nearly six weeks of action with the injury, as Seattle went 1-7 in that stretch. Kavvas saw limited action the rest of the season until Seattle's CollegeInsider.com Tournament game against Presbyterian when he had 11 points and five rebounds in 20 minutes.

Kavvas was a second-team All-WAC selection as a sophomore, as he averaged 15.2 points, 5.1 rebounds and 1.2 assists per game. He led the WAC in both 3-point percentage (.474) and 3-pointers per game (2.8) while also finishing third in the conference in scoring and 11th in rebounding. Kavvas was eighth nationally in 3-point percentage in 2017-18. He reached double figures 28 times, including nine games of at least 20 points. He had a career-high 27-point outing against Detroit Mercy, when he went 7-of-9 from 3-point range. Kavvas also had 25 points on 8-of-14 shooting against Washington and 20 points on 7-of-14 shooting against Cal.

Kavvas earned WAC Freshman-of-the-Year accolades in 2016-17, as he averaged 8.6 points and 2.9 rebounds per game while shooting 40 percent from 3-point range to rank fourth in the conference. In all, he finished in double figures 13 times as a freshman and was the team's third-leading scorer in WAC play at 11.6 ppg. He missed his first season at the school after suffering a knee injury during the summer of 2015.

### CAREER HIGHS (AT SEATTLE)

Points	27, vs. Detroit Mercy (11/18/17)
Rebounds	13, Longwood (11/25/18)
Field Goals	9, Two times (last, 12/03/17)
Free Throws	7, New Mexico State (1/26/17)
3-point FG	7, vs. Detroit Mercy (11/18/17)
Assists	4, Two times (last, 12/20/18)
Steals	2, Six times (last, 11/18/18)
Blocks	2, Four times (last, 2/3/18)
Minutes	40, Saint Mary's (12/9/17)

Before college, he was a member of the Slovenia U16 and U18 teams and averaged 13.4 points and 5.2 rebounds per game at the 2014 U18 European Championships. He played his club ball with Jance Ljubljana and helped them to a fourth-place finish. He was the MVP of the Slovenian Junior League, highlighted by a 44-point, 11-rebound performance. Kavvas also looked at Marquette, Oregon State, Wichita State and San Diego after graduating Seattle, but only visited Nebraska.

### PERSONAL

Kavvas was born on July 27, 1996, in Ljubljana, Slovenia. He is the son of Branka and Stefan Kavvas. He has one older brother (Andraz), who plays overseas after playing at Harding (Ark.) University. Matej received his undergraduate degree from Seattle in business management in 2019, and is pursuing a master's degree in applied science at Nebraska.



### CAREER STATS

#### vs. All Opponents

Year	G-GS	MP	Avg.	FG	FGA	Pct.	3FG	3FGA	Pct.	FT	FTA	Pct.	Rebounds			F-DQ	A	TO	B	S	Pts.	Avg.	
													Off.	Def	Total								
2016-17*	27-0	549	20.3	81	185	.438	42	104	.404	29	42	.690	11	68	79	2.9	51-2	15	23	9	6	233	8.6
2017-18*	33-31	1038	31.5	171	361	.474	91	196	.464	68	86	.791	38	131	169	5.1	100-1	41	67	7	13	501	15.2
2018-19*	24-16	555	23.1	82	179	.458	44	96	.458	38	48	.792	14	96	110	4.6	33-0	16	20	1	6	246	10.3
All*	84-47	2142	25.5	334	725	.461	177	396	.447	135	176	.767	63	295	358	4.3	184-3	72	110	17	25	980	11.7

\* Includes years at Seattle

**#23**



# JERVAY GREEN

**GUARD | 6-3 | 210 | JUNIOR**

**HOMETOWN: DENVER, COLO.**

**PREVIOUS SCHOOL: WESTERN NEBRASKA COMMUNITY COLLEGE**

## 2019-20 OUTLOOK

One of two junior college transfers in the Huskers' recruiting class, Jervay Green gives the Huskers a combo guard who could slide into any spot in the backcourt. Green, a 6-foot-3, 210-pound guard, was one of the nation's top junior college recruits when he signed with the Huskers last November, spurning a number of schools, including Iowa State and Arizona State. Green comes off a strong sophomore campaign at Western Nebraska Community College, averaging 23.6 points, 5.7 rebounds and 5.3 assists per game en route to second-team All-NJCAA All-America honors. He was ranked by JUCOREcruiting.com as the No. 8 player and No. 2 combo guard in the class of 2019. Green's combination of athleticism and basketball IQ have impressed the Husker coaching staff and put him in a position to see significant minutes in his first season at Nebraska. He played well during the Huskers' Italian trip, averaging 8.3 points, 3.5 rebounds, 3.3 assists and 1.0 steal per game in the four games. He shot 45 percent from the floor and had a 2.6-to-1 assist-to-turnover ratio.

## BEFORE NEBRASKA

Green comes to Nebraska after a decorated career at Western Nebraska Community College playing for Coach Cory Fehringer. Green finished his two-year career as the program's second all-time leading scorer with 1,278 points and also finished in the top 10 in career assists (fifth, 297), steals (seventh, 114) and 3-pointers (sixth, 134). He was rated as the No. 8 player nationally and No. 2 combo guard in the class of 2019. Green is the third WNCC product to play for the Huskers and first scholarship player since Bernard Garner in the mid-1990s.

As a sophomore, he garnered second-team NJCAA All-America honors, averaging 23.6 points, 5.7 rebounds and 5.3 assists per game. Green shot 55 percent from the field, including 39 percent from 3-point range, while knocking down 2.7 3-pointers per game. He ranked eighth nationally in scoring, as Western Nebraska CC finished with a 24-8 record. For his efforts, he was the South Region IX Player of the Year and was Co-Player of the Year in all of Region IX in 2019. Green was in double figures in 31 of 32 contests, and had 19 games with at least 20 points during his sophomore campaign. He had six 30-point games, including a school-record 51 point performance against Iowa Lakes CC, which included 10-of-14 from 3-point range. He also had a 44-point effort against the College of Southern Idaho, a 40-point game against Laramie County Community College and 38 points against Casper College in the Region IX semifinals. He totaled three double-doubles on the year, including a 26-point, 14-assist effort against North Platte CC.

As a freshman, he averaged 14.9 points, 2.1 rebounds, 3.7 assists, and 1.7 steals a game in helping Western Nebraska CC to a 27-8 record and the program's first regional title in 17 years in 2018. He finished the year scoring in double figures in 23 of the team's last 24

games, culminating with a 35-point effort against Central Wyoming College at the regional tournament.

Green graduated from Denver's George Washington High School where he averaged nearly 20 points, four rebounds, four assists and three steals for a team that went 25-3 and was the Class 5A runner-up as a senior. He scored over 1,000 points in high school and set the school's single-game scoring record with 64 points, breaking the mark held by former NBA star Chauncey Billups.

## PERSONAL

Jervay Green was born on Sept. 30, 1998, in Denver, Colo. He is the son of Dorothy Bletson. He has one sister (On'hay Phillips) and two brothers (Calvay Green and Revey Norton). Green is majoring in human development & family science at Nebraska.



2019-20 HUSKERS



# DERRICK WALKER

# #13

**FORWARD | 6-8 | 235 | JUNIOR**

HOMETOWN: KANSAS CITY, MO.

PREVIOUS SCHOOL: UNIVERSITY OF TENNESSEE

## 2019-20 OUTLOOK

Despite sitting out the 2019-20 season, Derrick Walker's impact on the Husker program will be significant. He comes to the Huskers after spending his first two years at the University of Tennessee, helping the Volunteers to 56 wins and a pair of NCAA Tournament appearances. That experience and leadership will be vital in helping a young Husker frontcourt develop during the course of the year. During offseason workouts, Walker's voice was often heard in practice, helping players communicate on the court, especially on the defensive end. While working hard to improve his own skill set, Walker's size and physicality will be helpful to freshmen post players Kevin Cross and Yvan Ouedraogo, as they prepare for the rigors of the Big Ten season. Walker will have two years of eligibility remaining after sitting out the 2019-20 season.

## CAREER HIGHS (AT TENNESSEE)

Points	10, at South Carolina (1/20/18)
Rebounds	7, Two times (last, 2/24/18)
Field Goals	5, at South Carolina (1/20/18)
Free Throws	3, Vanderbilt (1/23/18)
3-point FG	N/A
Assists	2, Two times (last, 1/31/18)
Steals	2, Two times (last, 3/5/19)
Blocks	2, at Alabama (2/10/18)
Minutes	25, at South Carolina (1/20/18)

one sister (Mayah) and one younger brother (Trinton Roland). Derrick is a human development and family science major at Nebraska. While at Tennessee, he was a participant in the 2018 Joint Student-Athlete Leadership Council in Birmingham, Ala., serving as one of 25 Basketball Leadership Council representatives.



## BEFORE NEBRASKA

Walker played in 30 games as a sophomore, as Tennessee reached the NCAA Sweet 16 and finished with a 31-6 record in 2018-19. He came off the bench and averaged 0.8 points and 1.1 rebounds per game in just over five minutes per contest. He shot 53 percent from the floor, including 6-of-7 from the field in SEC play. He had five points, two boards and a pair of assists in a win over Georgia.

As a freshman, he was an integral member of the Volunteers' 2017-18 SEC title team, appearing in 34 of the Vols' 35 contests and averaging 1.9 points and 2.2 rebounds in 8.8 minutes per game. He was efficient on the offensive end, shooting nearly 60 percent from the floor, including 68 percent (19-of-28) in SEC action. He totaled five or more points six times, including career bests in points (10), field goals (five) and minutes (25) at South Carolina when he hit all five field goal attempts. He set personal bests in both rebounds (seven) and blocks (two) at Alabama and also grabbed seven boards against Ole Miss. In all, he reached double-figures in minutes 11 times, including seven games against SEC competition.

He spent his senior and postgrad years at Sunrise (Kan.) Christian Academy, where he averaged 14 points and seven rebounds per game in 2016-17. He was a four-star prospect by ESPN.com and three-star choice by Rivals and 247Sports, which rated him as the No. 2 prospect in Missouri in 2017. Walker played for the MoKan Elite in the summer of 2016, helping the team win the Nike Peach Jam championship. On that team, he played with 2018 first-round NBA picks Trae Young and Michael Porter Jr. He spent three seasons at Raytown High School, helping the school to a conference title and earning second-team all-conference honors. Walker, who attended the same high school as former Husker legend Tyrronn Lue, also played three years of football at the school.

## PERSONAL

Derrick is the son of Brady Hunter and was born on Nov. 9, 1997, in Kansas City, Mo. He has

## CAREER STATS

### vs. All Opponents

Year	G-GS	MP	Avg.	FG	FGA	Pct.	3FG	3FGA	Pct.	FT	FTA	Pct.	Rebounds			F-DQ	A	TO	B	S	Pts.	Avg.	
													Off.	Def	Total								
2017-18*	34-0	299	8.8	28	47	.596	0	0	.000	10	25	.400	29	46	75	2.2	43-0	9	21	7	3	66	1.9
2018-19*	30-0	160	5.3	10	19	.526	0	0	.000	5	19	.263	8	24	32	1.1	28-0	7	6	3	6	25	0.8
All*	64-0	459	7.2	38	66	.576	0	0	.000	15	44	.341	37	70	107	1.7	71-0	16	27	10	9	91	1.4

\* Includes years at Tennessee



# DALANO BANTON

# #45

**GUARD | 6-8 | 195 | SOPHOMORE**

HOMETOWN: TORONTO, ONTARIO, CANADA  
PREVIOUS SCHOOL: WESTERN KENTUCKY UNIVERSITY

### 2019-20 OUTLOOK

Dalano Banton (pronounced duh-LAH-no BAN-ten) is the second top-100 transfer brought to the Husker program in the offseason. He began his career at Western Kentucky and played in 31 games as a true freshman, highlighted by a 13-rebound, 10-assist, eight-point performance in a win over nationally-ranked Wisconsin. A 6-foot-8, 195-pound guard, Banton possesses great vision for his size and is a challenging matchup for opposing guards. Banton played during the Huskers' trip to Italy, averaging 5.8 points, 3.5 rebounds, 2.5 assists and 1.3 steals per game in helping the Huskers post a 4-0 record. Banton, who reclassified before enrolling at Western Kentucky, will use his sit out year to gain strength and make strides in his all-around game. He will have three years of eligibility after sitting out the 2019-20 season.

### CAREER HIGHS (AT WESTERN KENTUCKY)

Points	11, Two times (last, 12/22/18)
Rebounds	13, Wisconsin (12/29/18)
Field Goals	5, Saint Mary's (12/22/18)
Free Throws	4, at Belmont (12/19/18)
3-point FG	2, Wisconsin (12/29/18)
Assists	10, Wisconsin (12/29/18)
Steals	3, at Southern Miss (1/24/19)
Blocks	3, Saint Mary's (12/22/18)
Minutes	38, Two times (last, 12/29/18)

### BEFORE NEBRASKA

Banton played 31 games at Western Kentucky in 2018-19, averaging 3.4 points, 3.0 rebounds and 2.1 assists per game. He made 12 starts and showed his versatility in a win over No. 15 Wisconsin when he nearly had a triple-double with 13 rebounds, 10 assists and eight points in a career-high 38 minutes. Banton was one of only six players in Division I basketball to have a game with at least eight points, 13 rebounds and 10 assists in 2018-19. He had three double-figure scoring efforts on the season, including a season-high 11 points against both Belmont and St. Mary's, as he also had six assists and three blocks against the Gaels.

Banton, who reclassified into the 2018 senior class after graduating early, was ranked in the top 100 recruits nationally in 2018 by Rivals (No. 80) and 247Sports (No. 92). He played his senior year at Redemption (N.Y.) Christian Academy and was named conference MVP. He also played in the BioSteel All-Canadian Game and finished with 19 points, eight rebounds and three steals on 9-of-16 shooting. Banton also played in the All-Canadian Signature Game and was named to the NPSI All-Tournament Team as a senior.

### PERSONAL

Dalano Banton was born on Nov. 7, 1999 in Toronto, Ontario. He is the son of Damian Banton and Suzanne English. Banton has not declared a major at Nebraska.



2019-20 HUSKERS

### CAREER STATS

#### vs. All Opponents

Year	G-GS	MP	Avg.	FG	FGA	Pct.	3FG	3FGA	Pct.	FT	FTA	Pct.	Rebounds			F-DQ	A	TO	B	S	Pts.	Avg.	
													Off.	Def	Total								
2018-19*	31-12	469	15.1	39	96	.406	8	37	.216	19	34	.559	16	76	92	3.0	27-0	65	52	16	14	105	3.4
All*	31-12	469	15.1	39	96	.406	8	37	.216	19	34	.559	16	76	92	3.0	27-0	65	52	16	14	105	3.4

\* Includes year at Western Kentucky



# CAM MACK

#3

**GUARD | 6-2 | 175 | SOPHOMORE**

HOMETOWN: AUSTIN, TEXAS

PREVIOUS SCHOOL: SALT LAKE COMMUNITY COLLEGE

## 2019-20 OUTLOOK

One of the major cogs of Fred Hoiberg's up-tempo offense is a point guard who can play with great pace and get others involved, and the addition of junior college transfer Cam Mack provides the Huskers with that type of floor general. Mack, a 6-foot-2, 175-pound point guard, was the top junior college point guard in the country and No. 3 overall player according to JUCORecruiting.com. He was the highest-rated recruit to sign with Nebraska since the website began in 2011, and pairs with Jervay Green to give NU a new-look backcourt. Mack played at Salt Lake Community College last season, averaging 19.1 points and 7.6 assists per game to rank fifth nationally in assists while posting a 2.8-to-1 turnover ratio. Mack has the ability and quickness to get into the paint and either score or create for his teammates.

Mack got a late start to his Husker career after arriving on campus in late July, as he was unable to practice or play in Italy because of illness, but was back to 100 percent for the start of the fall semester.

## BEFORE NEBRASKA

Mack spent the 2018-19 season at Salt Lake Community College for Coach Todd Phillips, helping the Bruins to a 20-9 record and a berth in the Region 18 semifinals. A first-team All-Region 18 honoree, Mack averaged a team-high 19.1 points per game. He topped the Bruins in assists (7.6 apg), steals (2.4 spg) and blocked shots (0.6 bpg) while grabbing 5.9 rebounds per game from his point guard spot. He ranked fifth nationally in assists per game while finishing 24th nationally in steals. Mack shot 46 percent from the field and boasted a 2.8-to-1 assist-to-turnover ratio.

On the season, Mack totaled five 30-point games, including a 40-point outburst against Casper College, which included 6-of-12 from 3-point range. He dished out 10 or more assists nine times, including a season-best 14 in one contest, while totaling a trio of triple-doubles and nine double-doubles. He closed his season with a 30-point, seven-rebound, six-assist performance against the College of Southern Idaho in the Region 18 semifinals.

A member of the high school class of 2017, 247Sports counted Mack as a three-star recruit, the No. 48 point guard prospect in the nation and the 18th ranked recruit overall in the state of Texas. He spent part of the 2017-18 season at Stephen F. Austin before attending Salt Lake CC. Mack played his first three years of high school basketball for Aggieland Homeschool, leading the Panthers to a 46-13 record as a junior by averaging 19.4 points, 6.7 rebounds, 4.3 assists and 2.3 steals per game. Mack enrolled at Christian Life Preparatory High School for his senior season and promptly led his team to a Texas Christian Athletic League Class 4A state championship after averaging 24.5 points, 2.5 rebounds, 1.5 steals and 1.2 assists per game. He played on the AAU circuit for the Houston Defenders, averaging 11.9 points, 6.5 assists and 3.5 rebounds per game while helping the team post a 10-2 record on the circuit. Mack selected Nebraska over St. John's, Gonzaga and Arizona among others.

## PERSONAL

Cameron Mack was born on Austin, Texas, on May 21, 1998. He is the son of Erika Jasper. He has one brother (Christian). Cam majors in human development and family science at Nebraska.





#4



# SHAMIEL STEVENSON

**GUARD/FORWARD | 6-6 | 245 | SOPHOMORE**

HOMETOWN: TORONTO, ONTARIO, CANADA

PREVIOUS SCHOOL: UNIVERSITY OF NEVADA

• Academic All-ACC (2018)

## 2019-20 OUTLOOK

Shamiel Stevenson (pronounced Sha-meal) is an intriguing addition to the Husker roster, as he brings two traits - experience and physicality - which are needed with so many newcomers. A 6-foot-6, 245-pound guard/forward, Stevenson spent his freshman year and the early part of his sophomore season at Pittsburgh, starting 13 times for the Panthers as a true freshman in 2017-18. He averaged 8.5 points per game while shooting over 50 percent from the field and ranking second on the team in rebounding in 2017-18. In the Huskers' system, he could see time in the frontcourt or on the wing, depending on what lineups the Huskers use. After arriving on campus in July, Stevenson helped the Huskers go 4-0 on the trip to Italy, averaging 7.8 points, 3.3 rebounds and 1.3 steals per game.

## CAREER HIGHS (AT PITTSBURGH)

Points	19, Montana (11/13/17)
Rebounds	9, Three times (last, 1/6/18)
Field Goals	8, vs. Oklahoma State (11/21/17)
Free Throws	6, Mount St. Mary's (12/5/17)
3-point FG	1, 16 times (last, 11/15/18)
Assists	4, vs. Notre Dame (3/6/18)
Steals	3, at Louisville (1/2/18)
Blocks	1, Nine times (last, 11/6/18)
Minutes	36, Mount St. Mary's (12/5/17)

## BEFORE NEBRASKA

Stevenson spent the 2017-18 season and the first semester of 2018-19 at Pittsburgh before transferring to Nevada in January of 2019.

As a freshman at Pitt in 2017-18, Stevenson played in 32 games, including 13 starts, and averaged 8.5 points, 4.4 rebounds and 1.0 assist per game for the Panthers. He shot a team-high 50.5 percent from the field and was second on the team in rebounding. He also shot 37.5 percent from 3-point range and got to the foul line a team-high 112 times, a total which ranked fourth among ACC freshmen. He reached double figures 13 times as a freshman, including a career-high 19 points against Montana, when he went 7-of-10 from the field and added six rebounds and three assists. Stevenson posted seven of his double-figure efforts in ACC play, including 17 points against Florida State and 16 at nationally-ranked Miami. He grabbed five or more rebounds on 15 occasions, including a career-high nine caroms at Virginia Tech and against Mount St. Mary's. He played in just four games in 2018-19 before transferring to Nevada following the fall semester.

Stevenson played his senior year at Hillcrest Prep in Arizona, averaging 14.2 points, 6.3 rebounds, 2.1 assists and 1.2 blocks in his only season at the school. He shot 38 percent from 3-point range and 85 percent from the line, helping the school to a 33-6 record and a No. 9 ranking in the MaxPreps Independent poll. He was selected to play in the BioSteel All-Canadian Game in 2017 and also won the slam dunk contest in the event. Stevenson was also the MVP of the North Pole Hoops Showcase in Ontario, finishing with 22 points, 15 rebounds, four assists, two steals and two blocks in the Top 20 Prospect Game. He was rated as the No. 34 small forward in the 2017 recruiting class by 247 Sports. He also spent two seasons at Wassatch Academy in Utah, averaging 10.9 points and 5.9 rebounds as a junior in helping the school to a 29-4 record and an appearance in the Dick's Sporting Goods High School National Tournament. Stevenson played on the AAU circuit with U-Play Canada, and was invited to

compete for a spot on the 2015 Canadian U19 FIBA World Championship National Team. He also played in the 2015 adidas Nations camp, averaging 9.0 points on 73 percent shooting and 3.7 rebounds per game against some of the top prospects from around the world.

## PERSONAL

Stevenson is the son of Karen Stevenson and was born on April 24, 1998, in Toronto, Ontario. He has two brothers (Andrew and Takai). In the classroom, he was an academic All-ACC selection at Pittsburgh in 2018 and majors in human development and family science at Nebraska.



## CAREER STATS

### vs. All Opponents

Year	G-GS	MP	Avg.	FG	FGA	Pct.	3FG	3FGA	Pct.	FT	FTA	Pct.	Rebounds			F-DQ	A	TO	B	S	Pts.	Avg.	
													Off.	Def	Total								
2017-18*	32-13	761	23.8	95	188	.505	15	40	.375	68	112	.607	27	114	141	4.4	50-0	33	72	8	16	273	8.5
2018-19*	4-0	32	8.0	7	12	.583	1	1	1.000	0	1	.000	0	7	7	1.8	3-0	3	1	1	3	15	3.8
All*	36-13	793	22.0	102	200	.510	16	41	.390	68	113	.602	27	121	148	4.1	53-0	36	73	9	19	288	8.0

\* Includes years at Pittsburgh

2019-20 HUSKERS



# AKOL AROP

#0

**FORWARD | 6-6 | 200 | FRESHMAN**

HOMETOWN: OMAHA, NEB.

PREVIOUS SCHOOL: CREIGHTON PREP HIGH SCHOOL

## 2019-20 OUTLOOK

Akol Arop (pronounced A-Call uh-Rope) makes the short trip to Lincoln after being one of the state's best high school players at Creighton Prep High School. Arop was the Gatorade Player of the Year last season, averaging 19.4 points, 10.9 rebounds and 2.6 blocks per game as Creighton Prep went 22-5 and reached the Class A state tournament. Arop, who primarily played inside at the high school level, uses his athleticism to make impact plays on both ends of the court and could see time at several spots depending on his development. As he continues to adjust to the college game, Arop will have opportunities to make an impact during his first season as a Husker. Arop comes from an athletic family, as his older brother, Aguek, was the state's Gatorade Player of the Year in 2016, and plays at San Diego State.

## BEFORE NEBRASKA

Arop was the top senior prospect in Nebraska in 2019, playing for Coach Josh Luedtke at Omaha Creighton Prep. A three-year all-state honoree, Arop finished his varsity career with 1,268 points on 66 percent shooting, 733 rebounds and 162 blocked shots as Creighton Prep posted a 69-10 record and three state tournament appearances over the last three seasons.

Arop was the Gatorade Player of the Year in Nebraska and first-team all-state pick by the Omaha World-Herald and Lincoln Journal Star in 2018-19, averaging 19.4 points on 62 percent shooting, 10.9 rebounds and 2.6 blocks per game. He was second in Class A in rebounding and third in blocked shots, as the Junior Jays went 22-5 and advanced to the 2019 Class A State Tournament. Arop reached double figures in 26 of 27 games as a senior, including 19 double-doubles. He recorded a pair of 30-point games as a senior, including a 35-point, 12-rebound performance against Omaha Benson.

A three-star prospect by Rivals, ESPN and 247Sports, Arop helped Creighton Prep to a 26-1 record and the Class A state title in 2018. He was a first-team all-state selection from both the Omaha World-Herald and the Lincoln Journal Star, averaging 16.0 points on 66 percent shooting, 9.7 rebounds and 2.1 blocks per game. He garnered all-state and first-team all-metro accolades for the first time as a sophomore, averaging 15.0 points, 8.6 rebounds and 1.7 blocks per game, while setting the Class A single-season record for highest field goal percentage (.755). In the classroom, he was on the Creighton Prep honor roll for six semesters.

Arop also played AAU ball for the Omaha Sports Academy, averaging 12.4 points per game on the 2018 adidas Gauntlet, while shooting 62 percent from the field, including 40 percent from 3-point range.

## PERSONAL

Akol Arop was born on Dec. 1, 2001, in Egypt before his family moved to the United States in 2003. He is the son of Arop and Aleuliny Arop, and is one of nine kids with two sisters (Achol and Athiang) and six brothers (Arop, Ajang, Makoar, Aguek, Deng, and Jacob). His older brother (Aguek) plays basketball at San Diego State. Akol is a business administration major at Nebraska.



#1



# KEVIN CROSS

**FORWARD | 6-8 | 240 | FRESHMAN**

HOMETOWN: LITTLE ROCK, ARK.

PREVIOUS SCHOOL: MILLS UNIVERSITY STUDIES HIGH SCHOOL

### 2019-20 OUTLOOK

Freshman Kevin Cross comes to Nebraska with an opportunity to play extended minutes as a freshman. The 6-foot-8, 240-pound forward was a two-time all-state performer in Arkansas, averaging 18 points and 10 rebounds as a senior at Mills University Studies High School. His team earned state runner-up finishes in both 2018 and 2019. Cross provides an intriguing mix of skills for Coach Fred Hoiberg's attack, as he can handle the ball on the perimeter and can step out to 3-point range. Cross has impressed the staff with his high basketball IQ during offseason workouts and has worked hard to add strength to prepare for the transition to Big Ten action. Cross can play either frontcourt spot and has the ability to help stretch the defense. He played in all four games in Italy, averaging 6.8 points and 4.3 rebounds per game, reaching double figures twice on the trip.

### BEFORE NEBRASKA

One of the top players in the state of Arkansas, Cross signed with Nebraska in May of 2019. He played for Coach Raymond Cooper at Mills University Studies High School, earning all-state honors in Arkansas in 2018 and 2019.

As a senior, Cross helped Mills to a 28-5 record and runner-up honors in Class 4A, averaging 18 points, 10 rebounds and two assists per game. For his efforts, he was named first-team all-state in Class 4A by the Arkansas Basketball Coaches Association and garnered second-team all-state (all classes) by the Arkansas

Democrat-Gazette. Cross had 24 points and nine rebounds in the state title game loss to Magnolia. His two best performances as a senior were a 34-point, 20-rebound effort and a 29-point, 21-carom performance. Following the season, he earned MVP honors at the All-Metro Classic with a 32-point effort, which included six 3-pointers.

Cross was also a first-team all-state Class 5A selection by the coaches association and a second-team all-state honoree by the Democrat-Gazette as a junior, averaging 14.9 points and 6.8 caroms per contest as the team went 29-3 en route to a runner-up finish at the state tournament. Cross was a member of the honor roll during his high school career. Cross played his AAU ball for Coach Shaun Raynolds on the C.H.A.M.P.S. program. Cross selected Nebraska over Oklahoma State, TCU and Illinois.

### PERSONAL

Kevin is the son of Kevin Cross Sr. and Latoyia Daniel, and was born in Little Rock, Ark., on June 22, 2000. He has a younger brother (Keaton) and a younger sister (Karrington). Cross has not declared a major at Nebraska.



2019-20 HUSKERS



# SAMARI CURTIS

# #15

**GUARD | 6-4 | 190 | FRESHMAN**

HOMETOWN: XENIA, OHIO

PREVIOUS SCHOOL: XENIA HIGH SCHOOL

## 2019-20 OUTLOOK

Freshman Samari Curtis has quickly shown the skills to succeed in Fred Hoiberg's up-tempo attack. Curtis, a 6-foot-4 guard, was one of the most prolific scorers in the class of 2019, totaling over 2,100 career points at Xenia High School. As a senior, he earned first-team all-state honors after averaging 33.8 points, 7.3 rebounds, 5.2 assists and 2.4 steals per game. Curtis scored 40 or more points nine times as a senior and also added three double-doubles to show his versatility. He has impressed the Husker coaches with his ability to both score and distribute and has put himself in position to be a major part of the Huskers' rotation.

Curtis is the latest in a long line of Ohio Mr. Basketball selections to make their mark in the Big Ten. Over the last decade, the list has included standouts such as Kaleb Wesson (2017, Ohio State), Zavier Simpson (2016, Michigan), Marc Loving (2013, Ohio State), Trey Burke (2011, Michigan) and Jared Sullinger (2009-10, Ohio State).

Curtis played both guard spots during the Huskers' trip to Italy and averaged 8.3 points, 4.3 rebounds and a team-high 3.5 assists per game. Curtis was second on the team in 3-pointers and also posted a 1.75-to-1 assist-to-turnover ratio in helping NU to a 4-0 record.

## BEFORE NEBRASKA

Curtis was one of the most prolific scoring guards in Ohio High School history and signed with Nebraska in May of 2019. He was Ohio Mr. Basketball in 2019, averaging 33.8 points, 7.3 rebounds, 5.2 assists and 2.4 steals per game for Coach Kent Anderson at Xenia High School. He shot 51 percent from the field as a senior, including 34 percent from 3-point range. He totaled nine 40-point efforts, including a 52-point performance, and had three double-doubles, including a triple-double with 28 points, 11 assists and 10 rebounds. Curtis also finished eighth in state history with 224 free throws and shot 77 percent from the line, as Xenia went 13-11 despite replacing four starters from the previous season.

He finished his career with a school-record 2,109 points, breaking the previous mark by nearly 500 points. Curtis led the Greater Western Ohio Conference (GWOC) in scoring each of the past three seasons, averaging more than 30 points per game in each of his final two seasons at the school.

Curtis, who originally signed with Cincinnati in November of 2018, was a four-star selection by ESPN.com, while he also ranked among the top-200 recruits nationally by 247Sports.

As a junior, he averaged 30.4 points, 5.2 assists and 5.1 rebounds per game while shooting nearly 50 percent from the field en route to third-team All-Ohio accolades by the Ohio Prep Sportswriters Association. A three-time All-GWOC selection and District 9 honoree, Curtis also garnered honorable-mention honors as a sophomore when he averaged 24.1 points per game. He played his AAU basketball for both the C2K Elite and All-Ohio Red programs. Curtis chose Nebraska over Cincinnati, Xavier and Virginia Tech.

## PERSONAL

Samari Curtis was born on Dec. 15, 1999, in Xenia, Ohio. He is the son of Revanne Arrington and Nathan Curtis and has one younger brother (Marcus). Samari is a sports media and communication major at Nebraska.



#30



# CHARLIE EASLEY

**GUARD | 6-2 | 190 | FRESHMAN**

HOMETOWN: LINCOLN, NEB.

PREVIOUS SCHOOL: PIUS X HIGH SCHOOL

## 2019-20 OUTLOOK

Charlie Easley joins the Nebraska basketball program as a walk-on for the 2019-20 season. A 6-foot-2, 190-pound guard, Easley stays home after starring at Lincoln Pius X High School, leading the school to a Class B state title in 2019. Easley was a first-team all-state performer, averaging 23.3 points, 6.1 rebounds and 4.1 assists per game as a senior and turned down Division I scholarship offers to walk on at Nebraska. Easley's poise, competitiveness and basketball IQ have impressed the coaching staff during the preseason workouts. Easley had a chance to earn playing time on the Huskers' trip to Italy after Cam Mack's illness, and Easley performed well, averaging 5.3 points per game, including a 15-point effort in the finale. He shot 61 percent from the field on the trip, including 5-of-7 from 3-point range, as he found a role in Fred Hoiberg's 3-point attack.

## BEFORE NEBRASKA

Easley was a three-year starter and finished with a school-record 1,412 points playing for Coach Brian Spicka. Easley earned first-team All-Nebraska honors from the Omaha World-Herald and first-team Super-State accolades from the Lincoln Journal Star as a senior after leading Pius X to a 27-2 record and a Class B state tournament title. The co-captain of the Journal Star's all-state team, he averaged 23.3 points, 6.1 rebounds, 4.1 assists and 3.1 steals per game as a senior to pace the Thunderbolts in all four categories. Easley shot 51 percent from the field, including 45 percent from the 3-point line, and 86 percent from the foul line.

He was in double figures in all 29 games, including four 30-point games. Easley shined in the Class B state title game, totaling 25 points, 12 rebounds and six assists in a double-overtime win over Omaha Roncalli. For his efforts, he was selected as the captain of the all-state tournament team among all six classes.

Easley garnered third-team All-Nebraska honors from the World-Herald as a junior, averaging 17.6 points, 6.0 rebounds, 3.3 assists and 2.9 steals per game, as Pius X went 16-9 before falling to eventual state champion Creighton Prep in triple overtime in the first round of the Class A state tournament. He made an impact as a sophomore, averaging 13.2 points, 3.4 rebounds, 2.8 assists and 2.7 steals per game. In the classroom, Easley was an Academic All-State honoree by the Journal Star and was a member of the honor roll at Pius X High School.

Easley played AAU ball for the Omaha Sports Academy and Coach Andy King. Easley was teammates with fellow Husker freshmen Akol Arop, Jace Piatkowski and Bret Porter on the AAU circuit.

## PERSONAL

Charlie is the son of Ed and Tiffany Easley and was both on Nov. 27, 2000, in Lincoln, Neb. Easley has one older brother (Jack), two younger brothers (Sam and Thomas) and a younger sister (Emma). Easley's father played collegiately at Nebraska Wesleyan. Charlie is a business administration major in UNL's College of Business.

2019-20 HUSKERS





# JACE PIATKOWSKI

#21

**GUARD | 6-3 | 175 | FRESHMAN**

HOMETOWN: OMAHA, NEB

PREVIOUS SCHOOL: ELKHORN HIGH SCHOOL

## 2019-20 OUTLOOK

Freshman Jace Piatkowski joined the Husker program in May of 2019 as a walk-on. He continues the Piatkowski legacy in the Husker basketball program, as his father, Eric, ranks second in school history in scoring and is one of four Huskers to have their jersey retired. His uncle, Troy, played three seasons in the late 1990s, helping NU make three postseason appearances. Jace enjoyed a solid career at Elkhorn South High School, averaging 18.3 points per game as a senior. Not surprisingly, he led his school with 45 3-pointers, averaging nearly 2.0 per game last winter. Piatkowski played in three of the Huskers' wins in Italy, hitting a 3-pointer in the opener. He will add depth for the Husker backcourt, as he gets stronger and adjusts to Division I basketball.

## BEFORE NEBRASKA

Piatkowski comes to Nebraska after starring at Elkhorn South High School for Coach Nolan Reilly. He totaled 775 points in his high school career, including 91 3-pointers, in three seasons on the varsity. As a senior, he averaged 18.6 points and 3.3 rebounds per game in 23 games, highlighted by a 36-point performance against Lincoln High.

He paced Elkhorn South with 46 3-pointers and also shot 77 percent from the foul line in 2018-19. For his efforts, he was a Class A honorable-mention all-state selection and a third-team all-metro selection from the Omaha World-Herald.

Piatkowski averaged 14.0 points and 3.2 rebounds per game as a junior. He topped ESHS with 45 3-pointers and shot nearly 40 percent from 3-point range while also shooting nearly 80 percent from the foul line. A three-year performer, Piatkowski also played AAU ball for Coach Andy King at the Omaha Sports Academy, teaming with fellow Husker freshmen Akol Arop, Charlie Easley and Bret Porter. Piatkowski is the third Elkhorn South product to play at Nebraska, joining Johnny Trueblood and Justin Costello.

Piatkowski was a member of the Elkhorn South honor roll all four years and earned Academic All-State accolades by carrying a 4.0 GPA. He had some scholarship interest from lower-level schools, and chose to walk on at Nebraska over a walk-on opportunity at Grand Canyon University.

## PERSONAL

Jace is the son of Kristen and Eric Piatkowski and was born on May 1, 2001, in Santa Monica, Calif. He has two sisters (Paige and Paisley). Jace has not declared a major at Nebraska. Jace's father (Eric) was one of the greatest players in Husker school history, as he totaled 1,934 points from 1990 to 1994, helping Nebraska to four straight NCAA Tournaments. A two-time first-team All-Big Eight pick, Piatkowski was the MVP of the 1994 Big Eight Tournament, highlighted by a school-record 42-point effort against Oklahoma. He was a first-round draft pick in 1994 and played 14 seasons in the NBA. His No. 52 jersey was retired by Nebraska in 2006 when he was inducted into the Nebraska Basketball Hall of Fame.





# BRET PORTER

# #44

**FORWARD | 6-6 | 215 | FRESHMAN**

HOMETOWN: OMAHA, NEB.

PREVIOUS SCHOOL: MILLARD NORTH HIGH SCHOOL

### 2019-20 OUTLOOK

Freshman Bret Porter was born to be a Husker. The 6-foot-6, 215-pound forward continues a family legacy that dates back more than a century, as he becomes Nebraska's first four-generation performer. While his father, grandfather and great-grandfather all played football for the Huskers, Bret paved a different route, shining on the basketball court at Millard North High School. He was a three-year starter and showed his toughness by returning to action months after a torn ACL prior to his senior season. Porter saw limited time in Italy, but played in three contests and had a basket in the opener. He will provide depth in the post, where NU has only two scholarship players available at the start of the year, and add strength to his frame.

### BEFORE NEBRASKA

Porter played for Coach Tim Cannon at Millard North High School, totaling 701 points, 317 rebounds and 177 assists during his high school career. A three-year starter, Porter showed toughness as a senior, returning from a torn ACL in the summer of 2018 to average 6.2 points on 52 percent shooting and 4.4 rebounds per game in 21 games. His effort helped Millard North to a 16-8 record and a Class A district finals appearance. Porter's best game as a senior

was a 17-point, 10-rebound effort against Omaha North.

He was a key cog for the Mustangs during his junior campaign, starting all 24 games and averaging 13.5 points and a team-high 7.5 rebounds per game. He totaled five double-doubles as a junior, highlighted by a career-high 29-point, 10-carom outburst against Papillion-La Vista South. Porter moved into the starting lineup as a sophomore, averaging 10.8 points and 5.0 rebounds per game for the Mustangs.

Porter played his AAU ball with the Omaha Sports Academy under Andy King, as he teamed with fellow Husker freshmen Akol Arop, Jace Piatkowski and Charlie Easley and helped the program to a trio of top-25 national finishes.

### PERSONAL

Bret is the son of Budge and Diane Porter and was born on Sept. 10, 2000, in Omaha. He has an older sister (Claire) and a twin sister (Brooke). Porter is a social science major at Nebraska. Bret is Nebraska's first four-generation athlete, as his father (Budge, 1975) grandfather (Mort, 1943, 1946-47) and great grandfather (Grove, 1913-15) all played football for the Cornhuskers.

2019-20 HUSKERS





# YVAN OUEDRAOGO

# #24

**FORWARD | 6-9 | 260 | FRESHMAN**

**HOMETOWN: BORDEAUX, FRANCE**

**PREVIOUS SCHOOL: NATIONAL INSTITUTE OF SPORT, EXPERTISE AND PERFORMANCE (INSEP)**

## 2019-20 OUTLOOK

The arrival of freshman Yvan Ouedraogo (pronounced I-VAN way-drah-O-go) in August gives the Huskers some much-needed size in the frontcourt. The 6-foot-9, 260-pounder from Bordeaux, France, missed the entire summer and the Huskers' Italian trip as he represented his country in the U-18 European Championships. One of two top-150 recruits in Fred Hoiberg's first recruiting class, Ouedraogo oozes with potential, as he has a solid foundation of skills and the size and physicality to compete in the Big Ten despite not turning 18 until after the 2019-20 regular season. He will get an opportunity to play early, as the Huskers only have three eligible players over 6-7 on the 2019-20 roster. While there may be an adjustment as Ouedraogo adapts to college basketball at a young age, the coaching staff believes that he has a chance to eventually flourish with the Huskers.

## 2019 (SUMMER)

Ouedraogo spent most of the summer playing for France's U-18 team at the European Championships, as the team went 6-1 and earned a fifth-place finish. The second-youngest player on France's 12-man roster, he was a valuable reserve, averaging 4.0 points, 3.6 rebounds and 0.8 steals per game while playing 14.7 minutes per game. He reached double figures twice in tournament play, tallying 11 points in 12 minutes against Latvia in pool play and against Great Britain in the classification round. France was 6-0 when he played double-figure minutes.

## BEFORE NEBRASKA

Ouedraogo attended the National Institute of Sport, Expertise and Performance (INSEP). In 2018-19, Ouedraogo played in 26 games for Centre Fédéral de

Basketball, which is a program in the top amateur league in France. Despite turning 17 in March of 2019, he averaged 5.4 points and 4.4 rebounds per game. Ouedraogo was also selected for the Adidas Next Generation Tournament in the U-18 Division, averaging 5.3 points and 4.3 rebounds against some of Europe's top youth competition, including a nine-point, 10-rebound performance.

He has also represented France in international competition, including the 2018 FIBA U16 European Championships, when he averaged 12.7 points and 9.7 rebounds per game. He finished second on the team in both scoring and rebounding to help France to a fourth-place finish and earned team MVP honors. He had a pair of double-doubles in the tournament, including a 23-point, 15-rebound performance in a win over Serbia in the quarterfinals and a 14-point, 15-carom effort against Estonia in the group phase.

Other prominent players to come from the INSEP program have included Clint Capela, Boris Diaw and Tony Parker. Ouedraogo selected Nebraska over TCU, Georgia Tech, Vanderbilt, Oregon and Miami.

## PERSONAL

Yvan was born on March 22, 2002, in Bordeaux, France, and is the son of Jeannine Zangreyanogho and Désiré Ouedraogo. He has one younger sister (Alyson) and one younger brother (Axel). Yvan has not declared a major at Nebraska.







**#4 SHAMIEL STEVENSON**

**2017-18 GAME-BY-GAME**

**(32 GAMES, 13 STARTS - AT PITTSBURGH)**

Opponent	MP	FG-A	3FG-A	FT-A	R	F	A	B	S	Pts
at Navy #	30	2-4	0-1	3-6	9	3	2	1	1	7
Montana	33	7-10	1-1	4-8	6	3	3	1	1	19
UC Santa Barbara #	28	3-8	0-4	5-6	6	0	1	1	0	11
vs. Penn State	13	1-5	0-1	0-0	0	0	3	0	0	2
vs. Oklahoma State	24	8-9	0-1	0-0	2	5	0	0	0	16
Lehigh	17	1-4	1-2	3-4	2	1	0	0	0	6
High Point	23	4-8	0-1	0-0	6	0	2	1	1	8
vs. Duquesne #	27	4-5	0-0	5-8	7	2	2	0	0	13
Mount St. Mary's #	36	4-5	0-0	6-10	9	3	1	1	2	14
No. 18 West Virginia #	38	3-7	1-1	5-7	4	2	1	0	1	12
McNeese State #	20	2-10	1-3	0-2	8	2	1	0	0	5
Delaware State #	24	2-7	1-4	4-4	7	3	3	1	0	9
Towson	16	3-6	1-2	0-0	4	1	0	0	0	7
No. 15 Miami	25	6-9	1-2	3-4	4	1	0	0	0	16
at Louisville #	31	4-6	0-0	2-3	6	0	1	0	3	10
at Virginia Tech #	26	2-4	0-0	1-2	9	3	0	0	1	5
No. 7 Duke #	28	2-5	0-0	4-6	4	3	0	0	0	8
Georgia Tech #	23	3-8	0-0	3-4	5	0	2	0	0	9
at Syracuse	14	0-1	0-0	0-0	2	0	0	0	0	0
at No. 5 Duke	17	1-1	0-0	1-2	1	0	2	0	2	3
NC State	26	4-5	1-1	2-2	6	1	2	0	0	11
Syracuse	8	1-3	1-1	0-0	1	1	0	0	0	3
at Miami	30	4-8	0-0	0-0	4	1	1	0	2	8
at No. 19 North Carolina	20	3-6	1-2	0-1	1	1	0	0	0	7
at No. 16 Clemson	17	0-2	0-1	3-6	2	1	0	0	0	3
Louisville	24	5-8	1-2	4-9	5	3	1	1	0	15
Boston College	22	2-5	1-2	0-0	2	1	0	0	0	5
at Florida State	22	6-7	1-1	4-6	5	2	0	0	0	17
Wake Forest	27	2-5	1-2	5-10	6	1	1	0	1	10
No. 1 Virginia #	32	1-5	0-2	0-0	3	1	0	1	0	2
at Notre Dame #	19	4-7	1-1	1-2	1	5	0	0	1	10
vs. Notre Dame	21	1-5	0-2	0-0	4	0	4	0	0	2
<b>Totals</b>	<b>761</b>	<b>95-188</b>	<b>15-40</b>	<b>68-112</b>	<b>141</b>	<b>50</b>	<b>33</b>	<b>8</b>	<b>16</b>	<b>273</b>

**2018-19 GAME-BY-GAME**

**(4 GAMES, 0 STARTS - AT PITTSBURGH)**

Opponent	MP	FG-A	3FG-A	FT-A	R	F	A	B	S	Pts
Youngstown State	6	0-1	0-0	0-0	2	1	0	1	0	0
VMI	11	3-4	0-0	0-0	1	2	1	0	1	6
Central Arkansas	4	1-3	1-1	0-0	2	0	0	0	0	3
Md.-Eastern Shore	11	3-4	0-0	0-1	2	0	0	0	2	6
<b>Totals</b>	<b>32</b>	<b>7-12</b>	<b>1-1</b>	<b>0-1</b>	<b>7</b>	<b>3</b>	<b>1</b>	<b>1</b>	<b>3</b>	<b>15</b>

**#11 DASHON BURKE**

**2016-17 GAME-BY-GAME**

**(33 GAMES, 17 STARTS - AT ROBERT MORRIS)**

Opponent	MP	FG-A	3FG-A	FT-A	R	F	A	B	S	Pts
Penn	15	1-7	0-1	1-2	2	2	1	0	2	3
at DePaul	23	3-7	0-1	0-0	4	5	2	1	4	6
vs. Hampton	11	1-2	1-1	2-2	2	1	1	0	0	5
at Bucknell #	20	1-4	0-0	2-2	4	0	1	1	1	4
at Richmond #	8	0-1	0-0	0-0	1	0	0	0	0	0
at Kansas State	11	1-1	0-0	0-0	1	0	0	0	1	2
at Towson	13	1-4	0-1	2-2	2	0	0	1	0	4
Youngstown State	20	6-11	1-3	2-3	4	2	1	0	2	15
at Lehigh	11	2-3	0-0	0-0	4	2	2	0	1	4
Duquesne	15	1-4	0-0	1-2	4	2	0	1	1	3
Oakland	10	0-4	0-1	0-0	1	1	0	0	1	0
at Virginia	17	3-6	1-2	0-0	1	5	0	0	1	7
Buffalo #	26	2-8	0-3	4-4	7	1	1	1	3	8
at Sacred Heart	24	5-10	0-1	0-2	3	1	0	0	2	10
at Fairleigh Dickinson	16	3-5	0-0	1-2	1	2	1	0	0	7
LIU Brooklyn	25	4-8	1-1	4-4	5	1	1	0	4	13
St. Francis Brooklyn	16	2-6	0-0	5-6	5	3	0	0	1	9
Saint Francis U	22	5-9	2-3	0-0	3	3	0	1	0	12
at Wagner #	32	6-10	1-2	0-0	5	2	1	1	1	13
Central Connecticut #	31	4-6	1-2	2-6	4	2	1	0	2	11
Bryant #	32	6-9	0-1	4-4	6	4	0	0	1	16
at Mount St. Mary's #	28	1-5	0-0	0-0	6	2	0	0	1	2
at Saint Francis U #	35	4-11	0-1	0-0	6	5	4	1	1	8
at LIU Brooklyn #	34	4-10	0-4	2-2	10	1	1	0	1	10
at St. Francis Brooklyn #	24	5-12	1-1	3-3	5	4	0	1	2	14
Mount St. Mary's #	36	3-10	0-2	0-1	8	2	1	0	4	6
Wagner #	34	1-7	0-1	4-5	7	2	2	0	1	6
at Bryant #	30	3-8	0-1	2-2	7	1	0	0	5	8
at Central Connecticut #	32	2-7	1-3	3-4	4	3	0	0	2	8
Fairleigh Dickinson #	29	6-10	1-2	0-0	1	4	1	0	3	13
Sacred Heart	28	6-9	3-4	2-4	4	2	1	1	1	17
at LIU Brooklyn #	23	3-8	0-1	0-0	5	3	0	0	1	6
at Mount St. Mary's #	24	0-4	0-1	1-2	1	5	1	1	1	1
<b>Total</b>	<b>755</b>	<b>95-226</b>	<b>14-44</b>	<b>47-64</b>	<b>128</b>	<b>74</b>	<b>24</b>	<b>11</b>	<b>51</b>	<b>251</b>

**2017-18 GAME-BY-GAME**

**(32 GAMES, 32 STARTS - AT ROBERT MORRIS)**

Opponent	MP	FG-A	3FG-A	FT-A	R	F	A	B	S	Pts
at Ohio State	DNP									
at Grand Canyon #	31	4-12	1-1	6-7	6	4	1	0	6	15
at San Diego #	28	4-13	0-1	3-4	3	4	0	0	0	11
at Duquesne #	32	3-11	0-0	5-8	10	1	0	4	11	
vs Norfolk State #	30	6-9	1-3	2-3	3	1	5	0	2	15
at Little Rock #	32	7-12	1-3	2-6	8	2	3	0	0	17
at Youngstown State #	31	7-13	2-3	5-8	9	4	0	2	4	21
at Siena #	36	9-19	3-4	5-9	7	2	3	0	3	26
Rider #	35	5-14	1-5	4-7	8	4	5	1	0	15
Drexel #	33	9-15	6-8	1-2	4	3	2	0	5	25
at Buffalo #	30	8-16	0-4	2-3	4	2	3	1	3	18
at N.C. State #	32	5-13	1-4	1-2	8	2	3	0	0	12
Canisius #	26	3-12	0-5	3-4	3	1	1	0	0	9
at Bryant #	37	6-13	0-3	3-6	6	3	2	1	2	15
at Central Connecticut #	25	7-12	1-2	1-2	3	2	2	1	1	16
St. Francis (N.Y.) #	31	6-13	1-2	4-9	8	4	2	1	4	17
LIU Brooklyn #	32	8-16	3-7	1-2	6	2	3	0	2	20
Saint Francis (Pa.) U #	27	8-16	2-8	3-4	6	4	3	0	0	21
at Fairleigh Dickinson #	29	8-20	2-7	7-7	7	4	1	0	2	25
at Sacred Heart #	28	7-17	1-2	4-6	4	2	0	0	2	19
at Wagner #	37	5-18	1-4	1-3	9	2	2	1	3	12
Sacred Heart #	33	6-14	0-4	5-7	4	1	2	2	0	17
Wagner #	20	2-7	0-3	2-2	3	4	2	0	2	6
Mount St. Mary's #	39	5-15	0-5	1-2	14	3	0	0	2	11
Fairleigh Dickinson #	35	7-12	3-5	2-2	8	2	5	0	2	19
at St. Francis (N.Y.) #	38	11-19	0-2	5-6	8	3	0	1	2	27
at LIU Brooklyn #	35	11-16	3-4	4-8	6	4	2	0	3	29
Bryant #	32	11-14	4-5	1-2	5	1	3	1	2	27
Central Connecticut #	38	8-14	1-4	7-12	2	3	4	0	3	24
at Mount St. Mary's #	38	6-15	1-4	3-6	3	1	6	0	2	16
at Saint Francis (Pa.) #	36	5-15	2-7	2-2	3	2	4	0	2	14
at Mount St. Mary's #	39	5-14	1-4	3-4	2	1	6	3	2	14
at Wagner #	39	8-19	2-7	0-1	4	3	3	0	2	18
<b>Totals</b>	<b>1044</b>	<b>210-458</b>	<b>44-130</b>	<b>98-156</b>	<b>184</b>	<b>81</b>	<b>80</b>	<b>16</b>	<b>67</b>	<b>562</b>

**#13 DERRICK WALKER**

**2017-18 GAME-BY-GAME**

**(34 GAMES, 0 STARTS - AT TENNESSEE)**

Opponent	MP	FG-A	3FG-A	FT-A	R	F	A	B	S	Pts
Presbyterian	10	2-3	0-0	1-2	1	3	0	0	1	5
High Point	9	0-2	0-0	0-1	5	0	1	1	0	0
vs. No. 18 Purdue	9	1-3	0-0	0-0	2	3	0	1	0	2
vs. No. 5 Villanova	4	0-0	0-0	0-0	1	2	0	0	0	0
vs. North Carolina State	9	1-2	0-0	0-0	2	3	0	1	0	2
Mercer	8	1-1	0-0	0-0	2	2	0	0	0	2
at Georgia Tech	14	1-2	0-0	0-0	3	2	0	1	0	2
Lipscomb	6	0-0	0-0	0-0	2	1	0	0	0	0
No. 7 North Carolina	6	0-0	0-0	0-0	2	0	0	0	0	0
Furman	2	0-0	0-0	0-2	0	0	0	0	0	0
at Wake Forest	11	1-2	0-0	1-2	3	3	2	0	0	3
at Arkansas	6	1-1	0-0	0-0	3	0	1	0	0	2
Auburn	2	0-0	0-0	0-0	2	0	0	0	0	0
No. 17 Kentucky	3	0-0	0-0	0-0	0	0	0	0	0	0
at Vanderbilt	2	0-0	0-0	0-0	0	0	0	0	0	0
Texas A&M	3	0-0	0-0	0-0	2	1	0	0	0	0
at Missouri	9	2-2	0-0	0-0	1	1	0	0	0	4
at South Carolina	25	5-5	0-0	0-2	4	3	0	1	0	10
Vanderbilt	17	1-2	0-0	3-4	6	2	0	0	0	5
at Iowa State	9	0-0	0-0	0-0	0	2	0	0	0	0
LSU	14	2-2	0-0	1-2	6	1	2	0	0	5
Mississippi	7	1-2	0-0	0-0	2	0	0	0	0	2
at No. 24 Kentucky	6	0-0	0-0	0-0	1	0	0	0	1	0
at Alabama	15	2-3	0-0	0-0	7	3	0	2	0	4
South Carolina	5	0-1	0-0	1-2	2	1	0	0	0	1
at Georgia	5	0-1	0-0							

# 2019-20 NEBRASKA BASKETBALL

## CAREER GAME-BY-GAME

2019-20 HUSKERS

Georgetown #	35	1-6	0-2	1-2	3	0	4	0	1	3
at Seton Hall #	29	0-5	0-0	0-0	2	1	2	0	0	0
at No. 1 Villanova #	33	2-8	1-2	2-2	2	2	4	0	1	7
Seton Hall #	45	5-10	0-1	7-11	7	1	5	0	0	17
DePaul #	22	2-4	0-2	2-2	6	1	4	0	0	6
at No. 13 Butler #	34	4-8	1-2	4-8	6	2	3	0	0	13
at No. 7 Creighton #	33	3-8	0-1	5-5	7	2	0	1	0	11
No. 1 Villanova #	31	2-5	0-0	4-6	7	1	1	0	1	8
Providence #	22	1-2	0-0	0-0	0	2	1	0	0	2
at St. John's #	26	2-2	1-1	3-7	3	1	0	0	1	8
at DePaul #	36	4-10	1-2	6-7	8	1	4	0	0	15
No. 22 Butler #	22	2-5	0-1	0-0	2	2	1	0	3	4
at Georgetown #	21	1-3	0-1	0-0	4	2	0	1	0	2
Xavier	26	5-9	0-1	5-6	8	0	1	0	0	15
St. John's	10	1-2	1-2	0-0	0	0	1	0	1	3
at Providence	11	1-1	0-0	0-0	0	1	1	0	0	2
at Xavier	13	0-1	0-0	2-2	4	4	1	0	0	2
Creighton	3	0-0	0-0	0-0	0	0	0	0	0	0
vs. Seton Hall	15	0-0	0-0	2-2	0	2	0	0	0	2
vs. South Carolina %	7	0-0	0-0	0-0	0	0	0	0	0	0
<b>Totals</b>	<b>814</b>	<b>93-203</b>	<b>13-40</b>	<b>79-103</b>	<b>123</b>	<b>49</b>	<b>71</b>	<b>4</b>	<b>23</b>	<b>278</b>

### 2017-18 GAME-BY-GAME

(5 GAMES, 5 STARTS - AT MARQUETTE)

Opponent	MP	FG-A	3FG-A	FT-A	R	F	A	B	S	Pts
Mount St. Mary's #	22	6-8	1-2	0-0	5	2	1	0	0	13
No. 19 Purdue #	30	2-9	1-3	0-0	1	1	0	0	0	5
vs. VCU #	28	5-10	1-3	2-5	4	1	3	0	2	13
vs. No. 6 Wichita State #	29	2-6	1-2	0-0	2	2	1	0	0	5
vs. LSU #	22	1-4	1-3	2-2	2	1	2	0	3	5
<b>Totals</b>	<b>131</b>	<b>16-37</b>	<b>5-13</b>	<b>4-7</b>	<b>14</b>	<b>7</b>	<b>7</b>	<b>0</b>	<b>5</b>	<b>41</b>

### 2018-19 GAME-BY-GAME

(10 GAMES, 10 STARTS - AT FGCU)

Opponent	MP	FG-A	3FG-A	FT-A	R	F	A	B	S	Pts
at Illinois State #	29	4-11	1-4	1-4	5	0	2	0	1	10
Southeastern #	25	4-10	1-3	1-2	5	0	2	0	3	10
at No. 10 Michigan St. #	13	3-4	1-1	1-1	3	2	3	0	1	8
South Dakota State #	34	10-16	1-2	2-5	5	2	3	0	2	23
vs. Toledo #	29	6-16	0-2	1-2	7	1	0	0	2	13
vs. Colorado State #	32	5-9	1-1	7-10	6	0	3	0	0	18
vs. UTSA #	26	5-13	2-4	2-3	4	1	0	1	0	14
at Florida Atlantic #	30	7-11	0-2	6-7	3	2	2	0	3	20
Florida International #	32	4-10	1-3	5-6	4	2	3	0	0	14
Colgate #	23	1-8	0-0	0-0	6	2	1	1	0	2
<b>Totals</b>	<b>273</b>	<b>49-108</b>	<b>8-22</b>	<b>26-40</b>	<b>48</b>	<b>12</b>	<b>19</b>	<b>2</b>	<b>12</b>	<b>132</b>

### #25 MATEJ KAVAS

2016-17 GAME-BY-GAME  
(27 GAMES, 0 STARTS - AT SEATTLE)

Opponent	MP	FG-A	3FG-A	FT-A	R	F	A	B	S	Pts
Pacific Lutheran	10	1-4	1-3	2-2	2	2	0	0	0	5
at Colorado	15	0-4	0-2	0-0	1	3	0	0	0	0
at Notre Dame	20	4-9	3-6	0-0	4	0	1	0	0	11
vs. Louisiana-Monroe	DNP									
at Eastern Washington	15	2-6	1-3	0-0	3	0	2	0	0	5
at UCF	7	1-2	1-1	0-0	0	0	0	0	0	3
Northwest University	DNP									
vs. Eastern Washington	DNP									
Montana-Great Falls	2	5-8	3-5	0-0	5	2	1	0	0	13
Arkansas-Pine Bluff	9	0-2	0-2	2-2	2	1	1	0	0	2
Mississippi Valley St.	19	3-8	2-4	2-2	5	3	1	1	1	10
Southern Utah	3	1-2	0-1	0-0	0	0	0	0	0	2
Washington	7	2-5	2-4	0-0	0	0	0	0	0	6
UC Davis	4	0-3	0-1	0-0	0	1	0	0	0	0
at UC Santa Barbara	15	0-1	0-1	0-0	2	2	0	0	0	0
at Cal State Bakersfield	28	4-6	2-3	3-6	1	2	1	0	0	13
UMKC	26	5-6	3-4	3-4	4	3	0	1	1	16
Chicago State	34	8-13	4-7	4-4	8	1	0	0	1	24
at Grand Canyon	31	7-13	2-7	0-0	4	4	1	2	0	16
New Mexico State	31	3-11	1-7	7-9	5	2	0	0	0	14
UT-Rio Grande	25	1-6	0-3	0-2	1	1	2	0	0	2
Utah Valley	27	7-9	3-4	1-1	4	5	0	2	0	18
at Chicago State	27	7-12	3-4	1-2	5	3	0	0	2	18
at UMKC	27	1-5	1-3	0-0	2	3	0	0	0	3
Grand Canyon	30	2-10	2-7	0-0	3	2	1	1	1	6
Cal State Bakersfield	25	4-9	2-5	1-2	3	2	0	2	0	11
at UT-Rio Grande	22	5-8	2-3	1-2	4	2	3	0	0	13
at New Mexico State	20	0-5	0-4	0-0	5	2	0	0	0	0
at Utah Valley	19	3-6	1-2	1-2	3	0	0	0	0	8
vs. Utah Valley	28	5-12	3-8	1-2	3	5	1	0	0	14
<b>Totals</b>	<b>549</b>	<b>81-185</b>	<b>42-104</b>	<b>29-42</b>	<b>79</b>	<b>51</b>	<b>15</b>	<b>9</b>	<b>6</b>	<b>233</b>

### 2017-18 GAME-BY-GAME

(33 GAMES, 31 STARTS - AT SEATTLE)

Opponent	MP	FG-A	3FG-A	FT-A	R	F	A	B	S	Pts
at Saint Louis #	38	5-11	3-7	2-2	6	3	0	1	0	15

Puget Sound #	25	8-11	0-3	1-1	6	1	2	0	0	17
at Washington State #	35	1-11	1-8	3-3	12	3	4	1	0	6
vs Detroit	29	8-11	7-9	4-4	3	3	2	1	0	27
at Belmont	33	4-8	4-5	3-5	3	3	0	1	0	15
at Washington #	34	8-14	5-10	4-5	5	4	2	0	0	25
Idaho State #	37	9-18	3-10	3-6	9	4	1	0	0	24
Kennesaw State #	30	4-8	0-4	2-2	4	4	0	0	0	10
Eastern Washington #	38	9-13	4-5	4-4	8	4	2	0	1	26
Pacific Lutheran	DNP									
at Saint Mary's #	40	6-15	3-7	4-4	5	3	1	0	0	19
Saint Martin's #	36	6-10	2-5	3-5	6	2	2	0	0	17
Portland #	29	7-12	4-6	0-0	5	4	2	0	1	18
California #	37	7-14	4-9	2-2	1	4	2	0	0	20
Nicholls State #	37	7-13	6-8	0-0	7	4	3	1	1	20
Grambling #	27	4-10	4-7	0-0	5	1	1	0	0	12
UC Riverside #	24	4-5	3-3	2-2	2	3	1	0	1	13
Grand Canyon #	31	3-11	0-5	0-0	8	4	0	0	0	6
Chicago State #	32	6-14	1-4	1-1	3	2	1	0	0	14
UMKC #	33	6-13	4-7	6-8	11	4	3	0	0	22
at New Mexico State #	34	7-13	3-7	3-3	6	4	1	0	0	20
at UT-Rio Grande #	39	6-10	3-5	4-5	4	3	1	0	2	19
Cal State Bakersfield #	30	3-7	2-4	2-2	6	3	1	0	0	10
Utah Valley #	30	0-10	0-6	1-3	2	0	1	2	0	1
at UMKC #	29	3-8	1-1	3-4	4	4	1	0	1	10
at Chicago State #	21	5-9	4-6	0-0	3	3	1	0	0	14
UT-Rio Grande #	29	7-10	3-5	1-2	9	3	0	0	0	18
NMSU #	22	3-9	0-1	0-0	4	2	0	0	0	6
at Grand Canyon #	37	6-14	3-10	2-2	8	3	0	0	2	17
at Cal State Bakersfield #	36	4-9	1-4	4-6	5	5	1	0	1	13
at Utah Valley #	20	1-3	1-3	0-0	2	0	1	0	2	3
vs. UT-Rio Grande #	20	4-8	4-6	0-0	1	4	0	0	0	12
vs. New Mexico State #	28	3-8	3-6	2-2	4	3	2	0	1	11
Central Arkansas #	38	7-18	5-12	2-3	2	3	2	0	0	21
<b>Totals</b>	<b>1038</b>	<b>171-361</b>	<b>91-196</b>	<b>68-86</b>	<b>169</b>	<b>100</b>	<b>41</b>	<b>7</b>	<b>13</b>	<b>501</b>

### 2018-19 GAME-BY-GAME

(24 GAMES, 16 STARTS - AT SEATTLE)

Opponent	MP	FG-A	3FG-A	FT-A	R	F	A	B	S	Pts
at Stanford #	34	4-7	1-3	4-6	4	3	0	0	0	13
Puget Sound #	27	3-9	1-2	6-6	6	3	1	0	0	13
vs. Bryant #	28	2-9	1-5	0-0	4	3	1	0	2	5
vs. Washington State #	37	6-14	2-8	0-0	7	2	2	0	0	14
Southern Utah #	32	5-13	2-7	0-0	7	2	0	0	2	12
Denver #	30	5-13	3-9	2-2	7	0	0	0	0	15
Fairfield #	39	6-11	3-3	5-6	9	1	2	0	0	20
Longwood #	30	8-12	4-8	2-3	13	3	2	0	0	22
Northwest University #	31	3-12	2-8	4-4	3	1	1	0	0	12
Eastern Washington #	37	7-14	4-7	0-0	6	2	0	0	1	18
Omaha #	39	7-12	6-9	6-6	6	1	1	0	0	26
at Washington #	34	1-7	1-4	6-7	7	3	0	0	0	9
at Portland #	35	4-9	2-4	1-4	5	2	0	1	0	11
Prairie View #	29	7-9	4-5	0-0	9	2	4	0	0	18
at California	DNP									
at Cal State Bakersfield	4	1-1	0-0	0-0	0	0	0	0	0	2
at Grand Canyon #	37	6-8	3-3	1-2	7	2	0	0	1	16
New Mexico State	DNP									
UT-Rio Grand Valley	DNP									
at Chicago State	DNP									
at UMKC	DNP									
Cal Baptist	DNP									
at UT-Rio Grand Valley	DNP									
at New Mexico State	DNP									
at Utah Valley	DNP									
UMKC	3	0-1	0-0	0-0	1	0	0	0	0	0
Chicago State	12	2-5	2-4	0-0	0	0	0	0	0	6
Utah Valley	3	0-1	0-0	0-0	0	0	0	0	0	0
at Cal Baptist	4	1-2	1-1	0-0	3	1	0	0	0	3
Cal State Bakersfield	3	0-2	0-0	0-0	0	0	0	0	0	0
Grand Canyon	5	0-0	0-0	0-0	0	0	0	0	0	0
vs. Grand Canyon	2	0-1	0-1	0-0	1	0	0	0	0	0
Presbyterian #	20	4-7	2-3	1-2						

2019-20  
**COACHES**

**N**



FRED  
**HOIBERG**



# FRED HOIBERG

## HEAD COACH | FIRST SEASON

ALMA MATER (YEAR): IOWA STATE (1995)  
 NCAA RECORD: 115-56 (FIVE SEASONS)

Fred Hoiberg ushered in a new era for Nebraska basketball, as he was named head coach on March 30, 2019, and formally introduced on April 2, 2019.

Hoiberg, who was born in Lincoln, is the 28th coach in the history of Nebraska men's basketball, a fraternity that includes his grandfather, Jerry Bush, who guided the Husker program for nine seasons from 1955 to 1963. Hoiberg's ties run deep to Nebraska as his other grandfather, Otto Hoiberg, was a history professor at the University, while his father, Eric, received his doctorate degree from Nebraska.

Hoiberg brings a distinguished resume to Lincoln that includes four years as an NBA front office executive, four years as an NBA head coach and five years at Iowa State, where he orchestrated the biggest turnaround in Big 12 history in 2011-12 and guided the school to four straight NCAA Tournament appearances.

Following his 10-year NBA playing career, Hoiberg worked in the front office for the NBA's Minnesota Timberwolves, serving as assistant general manager before being promoted to vice president of basketball operations. He left the Timberwolves to get into coaching, accepting the head job at Iowa State, his alma mater. Hoiberg led the Cyclones to four NCAA Tournament appearances and a pair of Big 12 Tournament championships in his five seasons at the school. His success in Ames led him back to the NBA as head coach of the Chicago Bulls, where he helped the Bulls to a playoff appearance in his second season.

Hoiberg has experienced incredible success at the collegiate level. He won more games than any other player during his time as a Cyclone guard and then returned to post the top winning percentage of any coach in Iowa State history. He won four NCAA Tournament games at Iowa State – a program record – and developed four players who eventually became NBA Draft picks and four All-Americans in his five seasons.

### CHICAGO BULLS HEAD COACH

Hoiberg was named an NBA head coach just five years into his coaching career. He led Chicago to immediate success, as the Bulls finished with a 42-40 record in his first year in 2015-16, when Hoiberg became just the fifth coach in franchise history to have a winning record in his debut season. The next season, Hoiberg took Chicago to the Eastern Conference Playoffs. The No. 8 seed Bulls went on the road and won the first two games of a first-round series against the top-seed Boston Celtics, becoming the first No. 8 seed to take a 2-0 lead against a No. 1 seed since 1993. Hoiberg became the fifth coach in NBA history to have each of his first two career playoff victories come on the road. The 2017 playoffs also marked the first time Chicago had won the first two games of a playoff series on the road since the 1993 NBA Finals. Overall, Chicago won more than 40 games in two of Hoiberg's three full seasons.

### IOWA STATE HEAD COACH

Hoiberg led a resurgence at his alma mater, leaving a lasting legacy in five seasons. He guided Iowa State to a 115-56 record – including a 99-40 mark in his final four seasons – to post the top winning percentage (.673) in Cyclone history. Hoiberg led Iowa State to a program-record four consecutive NCAA Tournament appearances, while tying the school record with four NCAA Tournament coaching victories. Hoiberg also posted the top conference winning percentage (.557) in ISU history and guided Iowa State to back-to-back Big 12 Tournament titles in 2014 and 2015.



COACHING STAFF

## HOIBERG'S COLLEGIATE COACHING RECORD

Year	School	Overall Record	Pct.	Conf Record	Pct	Conf. Finish	Postseason
2010-11	Iowa State	16-16	.500	3-13	.188	12th	None
2011-12	Iowa State	23-11	.676	12-6	.677	T-3rd	NCAA Third Round
2012-13	Iowa State	23-12	.657	11-7	.611	T-4th	NCAA Third Round
2013-14	Iowa State	28-8	.778	11-7	.611	T-3rd	NCAA Sweet 16
2014-15	Iowa State	25-9	.735	12-6	.677	T-2nd	NCAA Second Round
<b>Totals</b>		<b>115-56</b>	<b>.673</b>	<b>49-39</b>	<b>.557</b>	-	

Hoiberg inherited a Cyclone program that had not made the NCAA Tournament or had a winning conference record in five years. But after just one rebuilding year, Hoiberg guided the Cyclones to four consecutive NCAA Tournaments before leaving for the NBA. His 115 wins were the most by any coach in a five-year span in Iowa State history.

After a 16-16 debut season, Hoiberg led the Cyclones to a 23-11 record and the thier round of the 2012 NCAA Tournament. ISU went 12-6 in Big 12 play in Hoiberg's second season, winning nine more conference games than the previous season to post the biggest one-year turnaround in Big 12 history. Hoiberg was named the Big 12 Co-Coach of the Year for his efforts.

Hoiberg guided the Cyclones to another 23-win season in his third year, when Iowa State advanced to the third round of the NCAA Tournament for the second straight year. In his fourth season, the Cyclones finished 28-8, won the 2014 Big 12 Tournament and advanced to the Sweet 16. In Hoiberg's final season, Iowa State defended its Big 12 Tournament title and earned a No. 3 seed for the NCAA Tournament.

Hoiberg oversaw one of the nation's top offenses during his tenure at Iowa State. The Cyclones led the Big 12 with an average of 77.9 points per game in Hoiberg's final four seasons, ranking in the top 10 nationally in scoring twice in those four seasons. His Cyclones led the Big 12 in 3-pointers in four of his five seasons and in his final season at ISU, his team led the conference in scoring offense (77.8), field goal percentage (.476) assists per game (16.1), turnovers per game (11.0) and 3-pointers per game (7.7).

## ACCOMPLISHMENTS

### COACHING EXPERIENCE

- 2012 Big 12 Co-Coach of the Year
- 2011 Basketball Times' National Rookie Coach of the Year
- 2013 Reese's College All-Star Game Coach
- 2017 NBA Playoffs Appearance
- 2014 and 2015 Big 12 Tournament Champions
- Four NCAA Tournament Appearances, including an NCAA Sweet 16 Appearance in 2014

### AS A PLAYER

- 1995 NBA Second-Round Draft Pick
- 10-Year NBA Career
- 1995 Big Eight Co-Male Athlete of the Year
- 1995 Third-Team All-American
- Two-Time All-Big Eight Selection
- 1992 Big Eight Freshman of the Year
- 2016 CoSIDA Academic All-America Hall of Fame Inductee
- Two-Time CoSIDA Academic All-American



## FORMER NBA COACHES AT DIVISION I SCHOOLS

Nebraska's Fred Hoiberg is one of 10 active NCAA coaches to have coached in the NBA, as he spent three-plus seasons with the Chicago Bulls. Hoiberg's 270 regular-season NBA games is the most of the 10 former NBA coaches in the collegiate ranks.

Coach, School	NBA Head Coach, Years
Fred Hoiberg, Nebraska	Chicago, 2015-18
Larry Krystkowiak, Utah	Milwaukee, 2007-08
Terry Porter, Portland	Milwaukee, 2003-05; Phoenix 2008-09
Lon Kruger, Oklahoma	Atlanta, 2000-03
Eric Musselman, Arkansas	Golden St., 2002-04; Sacramento, 2006-07
Mike Dunlap, Loyola Marymount	Charlotte, 2012-13
Darrell Walker, Ark. Little Rock	Toronto, 1996-98; Washington, 1999-2000
John Calipari, Kentucky	New Jersey, 1996-99
Leonard Hamilton, Miami	Washington, 2000-01
Lindsey Hunter, Miss. Valley State	Phoenix, 2013

COACHING STAFF



Fred Hoiberg led the Chicago Bulls for three-plus seasons, as he won 42 games in his first season and reached the NBA Playoffs the following campaign.



Hoiberg guided Iowa State to back-to-back Big 12 Tournament titles in 2014 and 2015, and helped the Cyclones make four straight NCAA Tournament appearances.

Hoiberg also excelled at player development at Iowa State, producing four players who were selected in the NBA Draft. He also coached four All-Americans and 12 All-Big 12 players, including 2014 Big 12 Player of the Year Melvin Ejim, in his five seasons at Iowa State.

**MINNESOTA TIMBERWOLVES FRONT OFFICE**

After spending the final two seasons of his 10-year NBA career in Minnesota, Hoiberg transitioned into the Timberwolves' front office. Hoiberg served as the team's vice president of basketball operations in his final season, overseeing the day-to-day operations of basketball programs including college and pro scouting, salary cap management and NBA Draft preparations. He served as the Timberwolves' assistant general manager in his first three seasons in the front office, where he helped Minnesota orchestrate a draft-day trade for five-time all-star Kevin Love in 2008.

**NBA PLAYING CAREER**

Hoiberg was a 10-year NBA veteran, playing for the Indiana Pacers (four seasons), Chicago Bulls (four seasons) and Minnesota Timberwolves (two seasons). Hoiberg played in 541 games in his NBA career and was a member of three playoff teams, including a Timberwolves team that reached the 2004 Western Conference Finals. Hoiberg scored 2,944 points in his NBA career, and he was a 40 percent career 3-point shooter. Hoiberg led the NBA in 3-point shooting percentage in his final season in 2004-05 (48.3 percent) and was fourth in 2003-04 (44.2 percent). His pro career ended abruptly at the age of 33 after undergoing open-heart surgery to repair an aneurysm in his aortic root. Hoiberg was a second-round pick in the 1995 NBA Draft, when the Indiana Pacers chose him with the 54th overall selection.

**IOWA STATE AND HIGH SCHOOL PLAYING CAREER**

Hoiberg was a four-year starter at Iowa State from 1991 to 1995. He is a member of the ISU Hall of Fame and his No. 32 jersey was retired in 1997. Hoiberg is also a member of the CoSIDA Academic All-America Hall of Fame. Hoiberg was a two-time academic All-America selection as a player, including a first-team honoree as a senior. On the court, Hoiberg was recognized



as a two-time All-Big Eight selection in addition to being named the 1992 Associated Press Big Eight Freshman of the Year and the 1995 Co-Big Eight Male Athlete of the Year. Hoiberg was also named a third-team All-American as a senior, averaging 19.9 points per game to help the Cyclones win a then-school-record 23 games.

Hoiberg started 123 of his 126 games as a Cyclone with career averages of 15.8 points, 6.9 rebounds, 2.8 assists and 1.6 steals per game. The Iowa State record holder for consecutive made free throws (34) and steals in a game (7), Hoiberg currently ranks fourth on the Cyclones' all-time scoring chart (1,993 points) and is in the top 10 in five other categories. He made 183 3-pointers in his career and won 78 games, both of which were the most in school history at the time of his graduation.

Hoiberg was a standout athlete for Ames High School before remaining in his hometown to attend Iowa State. As a senior, Hoiberg was Iowa's Mr. Basketball and he was also the Iowa Gatorade Player of the Year in football. On the basketball court, Hoiberg averaged 38.1 points per game in six tournament games while leading Ames to a state championship as a senior. On the gridiron, Hoiberg turned down a football scholarship offer from Nebraska head coach Tom Osborne to play basketball at Iowa State.

**PERSONAL**

The son of an Iowa State professor, Hoiberg earned his degree in finance from Iowa State in 1995. He was born in Lincoln on Oct. 15, 1972, and his grandfather, Jerry Bush, was Nebraska's men's basketball head coach for nine seasons from 1955 to 1963. Fred and his wife, Carol, have four children: one daughter, Paige; and three sons, Jack and twins Sam and Charlie.



Hoiberg's grandfather is former Husker basketball coach Jerry Bush. Known as the "Big Bear of the Coliseum," Bush guided NU from 1955 to 1963, and directed two of the greatest upsets ever – a 43-41 victory over top-ranked Kansas and Wilt Chamberlain, and a 55-48 victory over No. 4 Kansas State and Olympian Bob Boozer during the 1957-58 campaign.

COACHING STAFF



*Hoiberg's Iowa State teams led the Big 12 in 3-pointers per game four times in five seasons, and topped the conference in scoring offense in each of his last three seasons in Ames.*

## HOIBERG BY THE NUMBERS

**.871** - During his tenure, Iowa State went 74-11 at home, winning 61 of 65 games over his final four seasons.

**1** - Monte Morris led the NCAA in assist-to-turnover ratio in each of Hoiberg's final two seasons at Iowa State, and is the NCAA record holder for the best season and career assist-to-turnover ratios.

**2** - Iowa State won Big 12 Tournament titles in 2014 and 2015, marking the school's first postseason titles since 2000.

**3** - ISU ranked in the top 15 nationally in assist-to-turnover ratio in each of Hoiberg's final three seasons, including leading the nation in that category in 2013-14.



*Hoiberg spent 10 years in the NBA and ranked in the top five of the NBA in 3-point shooting in his final two seasons in the league. In 2004-05, he shot 48.3 percent from 3-point range to lead the NBA.*

**4** - Consecutive NCAA appearances made by Iowa State between 2012 and 2015, marking the longest streak in school history.

**6** - Six Cyclone players won individual conference honors during Hoiberg's time in Ames, including 2014 Big 12 Player of the Year Melvin Ejim.

**9.9** - Iowa State led the Big 12 in 3-pointers per game in four of his five seasons in Ames, including a nation's best 9.9 per game in 2012-13.

**10** - During his five seasons at Iowa State, Hoiberg recruited or coached 10 players who played in the NBA.

**12** - Number of players who earned All-Big 12 honors during Hoiberg's tenure at Iowa State, including four players (Royce White, Melvin Ejim, DeAndre Kane and Georges Niang) who garnered first-team honors.

**16** - Royce White was the No. 16 overall pick in the 2012 NBA Draft. He is one of four Hoiberg-coached players who were NBA Draft picks.

**23** - Iowa State recorded 23 wins against ranked opponents in Hoiberg's five seasons, including a nation's best 18 in his last two seasons at the school.

**32** - Hoiberg's No. 32 jersey was retired by Iowa State in 1997. He was a two-time All-Big Eight selection, the 1992 AP Big Eight Freshman of the Year, the 1995 Co-Big Eight Male Athlete of the Year, a 1995 third-team All-American and two-time Academic All-American for the Cyclones before embarking on a 10-year NBA career.

**37** - Hoiberg's Iowa State teams were ranked in the AP top 25 for each of his final 37 weeks on the Cyclone bench, a streak that spanned from Dec. 2, 2013 to April 7, 2015.

**77.8** - Points per game Iowa State averaged in five seasons under Fred Hoiberg. The Cyclones led the Big 12 in scoring offense in each of his final three seasons (2013-15).

**1993** - Points that Hoiberg scored in his four seasons at Iowa State, a total which ranks fourth in school history. He helped the Cyclones to three NCAA Tournament appearances as a player and earned All-America honors as a senior when as ISU went 23-11 and reached the second round of the NCAA Tournament.



*Hoiberg, being guarded by Eric Piatkowski, was a third-team All-American as a senior at Iowa State in 1994-95, averaging 19.9 points per game to help the Cyclones win a then-school-record 23 games.*



# MATT ABDELMASSIH

**ASSISTANT COACH | FIRST SEASON**

ALMA MATER (YEAR): **ST. JOHN'S (2007)**  
 YEARS AS NCAA ASSISTANT COACH: **NINE**

One of the top young recruiters in the country, Matt Abdelmassih (pronounced Matt Abdel-massey) is reunited with Fred Hoiberg on the Husker sideline after spending the past four seasons at St. John's University.

Abdelmassih made an immediate impact at Nebraska, putting together a recruiting class that ranked in the top 45 nationally in just six weeks. The class was the Huskers' second-best class since joining the Big Ten in 2011.

During his tenure at St. John's, Abdelmassih helped the Red Storm improve from eight wins in his first season on the staff to 21 wins and the school's first NCAA

Tournament appearance in five seasons in 2018-19 before coming to Lincoln to rejoin forces with Hoiberg.

Abdelmassih, who was tabbed the top transfer recruiter in the country by ESPN college basketball experts, recruited a majority of the 2018-19 Red Storm roster, led by two-time, first-team All-Big East selection Shamorie Ponds. In fact, all five starters on the 2018-19 team were recruited by Abdelmassih, as he brought in talented transfers such as Mustapha Heron (Auburn), Justin Simon (Arizona) and Marvin Clark Jr. (Michigan State) along with junior college transfer LJ Figueroa.

In 2016, Abdelmassih helped the Red Storm land a consensus top-25 recruiting class, according to major national recruiting services, which featured Ponds and one of the top junior college transfers in the country, Bashir Ahmed. Ponds, along with fellow first year Johnnie Marcus LoVett, was part of one of the top freshman scoring duos in the nation in

## ABDELMASSIH AT A GLANCE

### EDUCATION

B.S., St. John's, 2007

### EXPERIENCE

- Nebraska, Assistant Coach (2019-present)
- St. John's, Assistant Coach (2015-19)
- Iowa State, Assistant Coach (2011-15)
- Iowa State, Assistant Director of Operations (2010-11)
- Minnesota Timberwolves, Basketball Operations Assistant (2009-10)
- Minnesota Timberwolves, Basketball Operations Intern (2008-09)

### FAMILY

Wife: Kelly  
 Son: Shea (1)



2016-17. For their efforts, both Ponds and LoVett were unanimously selected to the Big East All-Freshman team.

In his first year at St. John's, Abdelmassih quickly assembled nearly an entire roster of talented newcomers, including Big East All-Freshman Team honoree Kassoum Yakwe, to help rebuild the foundation.

Before returning to his alma mater, Abdelmassih was at Iowa State for five years under Hoiberg, spending his last four seasons as an assistant as the Cyclones made four straight NCAA Tournament appearances.

An assistant director of operations for Iowa State in 2010-11, Abdelmassih was promoted to assistant coach in April of 2011. In his four seasons as an assistant coach, Iowa State amassed a 99-40 (.712) record, won back-to-back Big 12 Tournament titles (2014, 2015), made four-straight trips to the "Big Dance" (2012-15) and reached one NCAA Tournament Sweet 16 (2014).

Abdelmassih was instrumental in making Iowa State one of the primary destinations for some of the top transfers in the country, including DeAndre Kane and Royce White.

Recruited by Abdelmassih, Kane helped lead a 2013-14 squad that advanced to just the fourth Sweet 16 in program history and finished with a 28-8 mark that included a school-record nine wins against ranked teams. Kane earned All-America, first-team All-Big 12 and Big 12 Newcomer-of-the-Year accolades.

Another Abdelmassih recruit, White was the only Division I player to lead his team in scoring, rebounding, assists, blocks and steals in 2011-12. White earned All-America honors, was a unanimous first-team All-Big 12 choice and was the 16th overall selection in the 2012 NBA Draft.

Prior to his time at Iowa State, Abdelmassih worked for the Minnesota Timberwolves for two seasons. He joined the Timberwolves staff in 2008 as a basketball operations intern and worked directly with the coaching staff. Abdelmassih then moved to the front office in 2009-10 with a promotion to basketball operations assistant, a role in which he handled salary cap issues, draft preparation, scouting and free agent analysis.

Abdelmassih was a student manager for the St. John's men's basketball team from 2004-07. During his tenure with the Red Storm, Abdelmassih assisted the director of basketball operations with travel, video and camp responsibilities.

A 2007 graduate of St. John's, Abdelmassih earned a bachelor's degree in sport management. He and his wife Kelly have one son, Shea, born in November of 2018.



COACHING STAFF





# ARMON GATES

## ASSISTANT COACH | SECOND SEASON

ALMA MATER (YEAR): **KENT STATE (2006)**  
 YEARS AS NCAA ASSISTANT COACH: **13**

Armon Gates joined the Nebraska men's basketball staff in May of 2018, and is in his second season on the Husker basketball coaching staff.

A native of Chicago, Gates returned to the Big Ten after serving as associate head coach at the University of Florida under Mike White. Gates has coached and developed all-conference performers at three schools during his coaching career.

In his first season at Nebraska, he worked with the Husker backcourt, and helped the development of Glynn Watson Jr., who posted a career-high 13.6 points along with 4.1 rebounds and 3.1 assists per game in 2018-19.

Watson finished his career on Nebraska's top-10 lists in assists, steals and 3-pointers.

For the previous five seasons (2013-18), Gates was at Northwestern under Chris Collins, helping the Wildcats to a pair of 20-win seasons, including the program's first NCAA Tournament appearance in 2017. He also helped bring a top-30 recruiting class to Northwestern in 2014, while the 2018 class was listed as high as 24th nationally by 247Sports.

Gates worked with the Wildcat backcourt players, including Bryant McIntosh, who finished fifth on the Big Ten's career assist list with 700 en route to earning multiple All-Big Ten honors. He also worked with All-Big Ten performers Vic Law, Scottie Lindsey, Tre Demps and Drew Crawford, who also earned first-team Academic All-America honors as a senior in 2014.

### GATES AT A GLANCE

#### EDUCATION

- B.A., Kent State, 2006
- M.A., Kent State, 2007

#### EXPERIENCE

- Nebraska, Assistant Coach (2018-present)
- Florida, Associate Head Coach (2018)
- Northwestern, Assistant Coach (2013-18)
- Loyola (Ill.), Assistant Coach (2011-13)
- TCU, Assistant Coach (2010-11)
- Kent State, Assistant Coach (2008-10)
- Western Kentucky, Graduate Assistant (2007-08)

#### FAMILY

- Wife: Ashley
- Daughters: Gaida (9) and Milan (7)
- Sons: Kaiere (6) and Blaze (7 months)

Prior to coaching at Northwestern, Gates spent two seasons at Loyola Chicago (2011-13) during Porter Moser's first two seasons leading the program. During Gates' time with the Ramblers, Ben Averkamp earned All-Horizon League honors in both seasons, becoming the first Loyola player in five seasons to earn first- or second-team all-conference honors. Averkamp also garnered second-team Academic All-America honors in 2013.

Gates spent the 2010-11 campaign as an assistant at TCU, working with the Horned Frogs' guards and helping Hank Thorns become a third-team All-Mountain West Conference selection. Thorns ranked fourth nationally in assists per game (7.0 apg) and was 11th in assist-to-turnover ratio. His 225 assists ranked No. 2 in Mountain West Conference single-season history, while he also averaged 10.7 points per game.

Prior to his season at TCU, Gates spent two seasons (2008-10) as an assistant coach at Kent State, helping the Golden Flashes to the 2009-10 Mid-American Conference regular-season title. In his final year at Kent State, Gates was part of a staff that guided the Golden Flashes to the second round of the NIT.

Gates began his coaching career as a graduate staff assistant at Western Kentucky. In his lone season on the Hilltoppers' staff, the team recorded a 29-7 overall record and reached the NCAA Sweet 16.

During his playing days at Kent State, Gates helped the Golden Flashes to an 88-42 record and three postseason appearances. Kent State recorded four straight 20-win seasons during his time on campus, and he closed out his career tied for second in school history with 200 3-point field goals.

Gates graduated from Kent State in 2006 with a degree in leisure studies and earned his master's degree in sports administration from the same institution in 2007. He was a MAC All-Academic selection. Gates prepped at Hillcrest High School and spent one season at Brewster (N.H.) Academy before attending Kent State.

Armon and his wife Ashley have two daughters (Gaida and Milan) and two sons (Kaiere and Blaze). Gates' older brother, Dennis, was named head coach at Cleveland State in July of 2019.

COACHING STAFF





# DOC SADLER

**ASSISTANT COACH | FIRST SEASON | SEVENTH SEASON AT NEBRASKA**

ALMA MATER (YEAR): **ARKANSAS (1982)**

YEARS AS NCAA ASSISTANT OR HEAD COACH: **26**

Doc Sadler returned to Nebraska in April of 2019 after spending five seasons as the head coach of Southern Miss.

During his tenure, he helped the Golden Eagles improve their win total in each season since 2014-15, becoming one of three teams in the nation to hold that distinction. Despite two years of postseason bans, scholarship reductions and other inherited sanctions, Sadler guided Southern Miss to back-to-back Conference USA Tournament semifinal appearances in 2018 and 2019. In his final season at the school, he led the Golden Eagles to 20 wins and a runner-up finish in Conference USA.

He teamed up with Hoiberg at Iowa State in 2013-14, helping the Cyclones to a 28-8 record, a Sweet 16 appearance and the school's first Big 12 Tournament title since 2000. He coached a pair of All-Americans in Melvin Ejim and DeAndre Kane, while Ejim was named the Big 12 Player of the Year in 2014.

Sadler served as the head coach of the Nebraska program from 2006 to 2012, leading the Huskers to three NIT appearances (2008, 2009 and 2011) and posting a 101-89 record. Sadler's Huskers led the Big 12 in scoring defense three times in six seasons and posted nine wins over ranked opponents in his tenure. In 2010-11, the Huskers ranked in the top 20 nationally in both scoring and field-goal percentage defense. NU held opponents to 38.9 percent shooting - the lowest total by Nebraska in 50 years - while playing 19 games against teams which reached postseason play. He coached two Olympians while at Nebraska, while his most prominent pupil was Aleks Maric, a two-time All-Big 12 selection who totaled 1,630 points and 1,030 rebounds and finished his career holding 19 school or conference records.

Prior to his stint at Nebraska, Sadler had a phenomenal two-year run as the head coach at UTEP (2004-06), producing a record of 48-18. The Miners won 27 games and advanced to the 2005 NCAA Tournament in his rookie season, the ninth-best win total by a first-year head coach in NCAA history. UTEP won 21 games and advanced to the NIT in his last season in El Paso. He also coached for five seasons at Arkansas-Fort Smith (1999-2003), leading the program to a 120-39 mark and three postseason appearances as head coach.

Sadler, who graduated from Arkansas in 1982, previously worked as an assistant coach at eight current Division I schools, including Arkansas (1982-85, under Eddie Sutton), Lamar (1985-86, under Pat Foster), Houston (1986, under Pat Foster), Chicago State (1987-88, under Tommy Suits), Texas Tech (1991-94, under James Dickey), Arizona State (1994-97, under Bill Frieder), UTEP (2003-04, under Billy Gillispie) and Iowa State (2013-14, under Fred Hoiberg). He also was Director of Basketball Operations at Kansas in 2012-13 working for Bill Self.

A Greenwood, Ark., native, Sadler was a four-year student manager at Arkansas under the legendary Eddie Sutton, earned his bachelor's degree in physical education in 1982 before beginning his collegiate coaching career with Sutton at Arkansas. Sadler added a master's of science degree in education from Northeastern State in 1991. Sadler and his wife, Tonya, who is also a native of Greenwood, Ark., have two sons, Landon and Matthew.

## SADLER AT A GLANCE

### EDUCATION

- B.A., Arkansas, 1982
- M.S., Northeastern State, 1991

### EXPERIENCE

- Nebraska, Assistant Coach (2019-present)
- Southern Miss, Head Coach (2014-19)
- Iowa State, Assistant Coach (2013-14)
- Kansas, Director of Basketball Operations (2012-13)
- Nebraska, Head Coach (2006-12)
- UTEP, Head Coach (2004-06)
- UTEP, Assistant Coach (2003-04)
- Arkansas-Fort Smith, Head Coach (1998-03)
- Arkansas-Fort Smith, Assistant Coach (1997-98)
- Arizona State, Assistant Coach (1994-97)
- Texas Tech, Assistant Coach (1991-94)
- Arkansas-Fort Smith, Assistant Coach (1988-91)
- Chicago State, Assistant Coach (1987-88)
- Houston, Assistant Coach (1986-87)
- Lamar, Assistant Coach (1985-86)
- Arkansas, Assistant Coach (1982-85)

### FAMILY

- Wife: Tonya
- Sons: Landon and Matthew





**BOBBY  
LUTZ**

**SPECIAL ASSISTANT TO THE HEAD COACH**

One of the most respected coaches in college basketball, Bobby Lutz (pronounced LOOTS) brings more than 30 years of coaching experience to the Husker basketball program, as he joins Coach Fred Hoiberg's coaching staff as a special assistant to the head coach.

Lutz has won nearly 400 games as a college head coach and reached the postseason 22 times as either a head coach or an assistant, including 11 NCAA Tournament appearances. As a head coach, he guided team to postseason play in his 14 of his 21 seasons as a head coach.

Lutz is reunited with Hoiberg as the pair worked together at Iowa State during the 2010-11 campaign, building the foundation which led to the Cyclones' four straight NCAA Tournament appearances. In his lone season in Ames, he helped the Cyclones post their highest win total since the 2005-06 campaign.

Lutz most recently worked with Hoiberg in the Chicago Bulls organization, serving as an assistant with the Windy City Bulls in the NBA G League, as the team went 23-27 in its inaugural campaign.

Prior to coaching in the professional ranks, he spent five seasons at North Carolina State, where he was instrumental in helping the Wolfpack make four straight NCAA Tournaments, including a pair of Sweet 16 appearances under Mark Gottfried. He joined the staff in 2011-12, and was promoted to associate head coach for his final four years at the school. During that stint, North Carolina State won 108 games and won at least 22 games on four occasions. In 2015, Lutz was ranked by CoachStat.com as the top X's and O's assistant coach in the country.

Lutz is most known for his successful tenure at Charlotte from 1999 to 2010, where he guided his alma mater to eight postseason appearances (five NCAA, three NIT) in his 12 years at the helm. He is the winningest coach in 49er history, posting a record of 218-158 and is the only coach in school history to make back-to-back NCAA Tournament appearances twice in his career.

A native of Denver, N.C., Lutz led Charlotte to a school-record five 20-win seasons and averaged more than 18 wins a year and won three Conference USA titles (1999, 2001 and 2004) in his tenure with the 49ers. He had four top-20 national recruiting classes and tutored 10 players who earned first team all-conference honors. Five times in his career a Lutz-coached 49er squad knocked off a top-10 opponent, including a win over No. 3 Cincinnati in 1999. Five of the eight wins over top-10-ranked opponents in Charlotte's history came under Lutz's watch.

In 2005, Lutz was a finalist for the Jim Phelan National Coach of the Year Award. During his 49ers tenure, he also was tabbed as the 2005 C-USA Coach of the Year by ESPN.com and CollegeInsider.com, and was named 1999 Conference USA Coach of the Year by the Birmingham News.

Prior to being named head coach, Lutz was an assistant coach at Charlotte for three seasons (1996-98) assisting Jeff Mullins for one year and working for Mullins' successor, Melvin Watkins, for two years. The 49ers compiled a record of 56-35 and went to back-to-back NCAA Tournaments when Lutz was an assistant for Watkins.

Prior to his stint at Charlotte, Lutz molded Pfeiffer, an NAIA school in Misenheimer, N.C., into a national power as head coach from 1986 to 1995. He posted a 181-91 record and qualified for six straight NAIA Tournament berths, including three Final Four appearances. His teams had a .785 winning percentage (153-42) from 1990-95, and he developed 10 NAIA All-Americans. Lutz began his coaching career as in 1984, serving as an assistant coach at Clemson for two seasons under Cliff Ellis.

Lutz graduated with High Honors from UNC Charlotte in 1980 with a degree in economics and psychology and a 3.82 GPA. He earned three other degrees: Lenoir-Rhyne, 1981 (A.B. Secondary Education); Winthrop, 1985 (M.A.T. Secondary Social Studies); Clemson, 1986 (M.A. Education - Administration & Supervision).

He is a member of Pfeiffer's Athletics Hall of Fame and the UNC Charlotte Alumni Hall of Fame

Lutz and his wife, Janet, have two adult daughters, Natalie and Christine.



**LUCA  
VIRGILIO**

**DIRECTOR OF BASKETBALL OPERATIONS**

Luca Virgilio is in his first year as Director of Basketball Operations after being hired in May of 2019. Virgilio came to Nebraska after spending five seasons at St. John's, most recently as a management analyst for the Red Storm basketball program for the past two seasons. He was a part of the St. John's staff which made a pair of NCAA Tournaments (2015 and 2019) in his tenure at the school.

In his role at Nebraska, Virgilio serves as the primary day-to-day administrator within the basketball office, coordinating team travel and serving as a liaison to administration, academics, HuskerVision, athletic communications, digital communications, marketing and life skills.

In his role as St. John's management analyst, Virgilio was responsible for devising and delivering strategies to improve basketball operations by using advanced knowledge of research methods, information management and quantitative methods to analyze all areas of the program. Virgilio assisted the coaching staff by preparing analytical reports, delivering recommendations and overseeing the implementation of these strategies for practice and training, style of play, scouting, scheduling and recruiting.

During his time as assistant to head coach Chris Mullen, Virgilio provided support for a variety of daily operations within the program. His responsibilities included managing the team's schedule, organizing travel and supervising student-athlete development activities. Virgilio also assisted with the coordination of on-campus recruiting activities, maintaining NCAA compliance-related records and other duties as assigned by the head coach.

He began his tenure as a graduate assistant for two years, where he helped in daily operations, including the team calendar and overseeing the team's managers. Virgilio also aided both the assistant to the head coach and director of basketball operations with administrative responsibilities and team operations.

Virgilio graduated from St. John's in May 2016, earning a graduate master's degree in sport management with a concentration in international dimension of sport. Hailing from Italy, Virgilio earned a bachelor's degree in economics and business administration at Universita degli Studi di Roma Tre in 2012 and a master's of science in business administration at Tor Vergata School of Economics in 2014.

He and his wife Caterina, were married in November of 2018.



**SHERYL  
BURBACH**

**ASST. DIRECTOR OF BASKETBALL OPERATIONS**

Sheryl Burbach is in her fifth season with the Husker basketball program and third as assistant director of basketball operations.

Burbach handles many of the business and operational functions for the coaching staff, including staff travel, expense accounts and budgeting. She also coordinates events around the Husker basketball program, including Legends Weekend and Nebrasketball Buddies Camp. She also assists in team travel, the coordination of the Fred Hoiberg Basketball Camps and Clinics, as well as day-to-day office operations.

Prior to joining the Huskers, Burbach worked for Nebraska's 4-H Office and Nebraska Extension.

Burbach is originally from Sumner, Neb., and moved to Lincoln during high school. She and her husband, Melvin, have four sons, John, Grant, Matthew and Christopher.



## TIM WILSON

**BASKETBALL STRENGTH COACH**

Tim Wilson is in his ninth year as Nebraska's strength and conditioning coach for men's basketball. Wilson oversees the year-round training for the Husker basketball team and has played a major role in the physical development of several All-Big Ten performers at Nebraska, including James Palmer Jr., Isaac Copeland, Andrew White III, Tai Webster, Terran Petteway and Shavon Shields.

Wilson came to Nebraska after spending three seasons at the University of Oregon, serving as the strength and conditioning coach for the Ducks men's basketball program. Wilson, a Falls City, Neb., native, spent three seasons at Oregon, helping the Ducks to 21 wins and the CBI Championship in 2011.

Prior to joining the Oregon staff, Wilson spent 11 seasons in the NBA working with the Milwaukee Bucks, where he developed and implemented the strength and conditioning programs on a year-round basis. The Bucks made the playoffs six times in his tenure in Milwaukee, including the Eastern Conference Finals in 2000-01. With the Bucks, he worked with NBA All-Stars Ray Allen, Michael Redd, Glenn Robinson and Sam Cassell, as well as former Husker Erick Strickland.

As strength and conditioning coach at the University of Pittsburgh from 1991 to 1996, Wilson dealt exclusively with the football program. Wilson served under legendary college football coach Johnny Majors and helped several student-athletes on their way to successful professional careers.

Wilson had two tours of duty as strength coach at the University of Nevada-Las Vegas, as he was named the first-ever strength coach for UNLV Athletics in 1981. At UNLV, he served under the late Jerry Tarkanian and the UNLV men's basketball program. Wilson, who trained student-athletes from all sports while with the Runnin' Rebels, was a part of the 1989-90 national championship men's basketball program featuring the likes of Larry Johnson, Stacey Augmon and Greg Anthony. He also helped prepare Randall Cunningham and Ickey Woods for future careers in the NFL. Wilson also spent four years with the Chicago White Sox (1986-89). He trained MLB Hall of Famer Carlton Fisk and all-stars Harold Baines and Ozzie Guillen during his time in the Windy City.

Wilson began his career as a graduate assistant at Nebraska after graduating from the school in 1981 with a degree in exercise science. Wilson has received certifications from both the NSCA (National Strength and Conditioning Association) and the NASM (National Academy of Sports Medicine). He has a PES and CES certification from the NASM.

Wilson and his wife Teri have one son, Tyler.



## MATT HOLT

**VIDEO COORDINATOR**

Matt Holt is in his third season as video coordinator for the Husker basketball program. In his role, he oversees film breakdown and exchanges for the coaching staff, coordinates the program's digital catalog and is in charge of the Husker managers.

Holt came to Nebraska after spending three seasons as the director of basketball operations at Northeastern University. During his tenure at Northeastern, Holt served in a variety of roles, as the program won at least 18 games in two of his three seasons and made the 2015 NCAA Tournament under longtime coach Bill Coen. Some of Holt's duties included video analysis for opponent and self-scouting, assisting the coaching staff in coordinating opponent scouting, helping to coordinate and monitor academic progress, as well as handling team travel and working with campus entities to coordinate team events such as Midnight Madness and Alumni Day. During his three seasons, Northeastern had six All-Colonial Athletic Association selections, including 2017 CAA player of the Year T.J. Williams.

In addition to his three years of experience in basketball administration, Holt also served as an assistant coach for three seasons. During his two-year stint at the University of New Haven, Holt recruited prospective student-athletes and facilitated player development and game preparation. He aided in the development of New Haven's Eric Anderson, who earned NE10 Defensive Player of the Year honors in both seasons Holt was an assistant. Holt also coordinated team travel, as well as community events such as youth camps, coaching clinics, and alumni weekends.

Holt spent the 2011-12 season at Rhode Island College, where he assisted in scouting opponents. He was responsible for organizing daily team schedules and worked closely with the compliance office to support academic progress for basketball student-athletes.

Holt, who graduated with a journalism degree from Northeastern in 2011, served as the head senior manager for the men's basketball team as an undergrad and helped coordinate team video needs and team travel logistics. He also received a master's degree in management of sports industries from New Haven in December 2013.



## BUZZY CARUTHERS

**DIRECTOR OF PLAYER DEVELOPMENT**

Bertram "Buzzy" Caruthers joined the Nebraska basketball staff in August of 2019 as Director of Player Development. Caruthers has more than a decade of basketball coaching experience, including stints at the Division I, II and junior college ranks.

For the past three seasons, he worked in the Division II ranks, spending two years at Lincoln University in Jefferson City, Mo., before coaching at Maryville University in 2018-19. At Lincoln, he helped the school to consecutive MIAA Tournament appearances, including 17 wins before falling to eventual national champion Northwest Missouri State in 2017.

He gained Division I experience as a graduate assistant at St. John's during the 2015-16 campaign, and he has also worked at Butler Community College, Chipola College, Dodge City Community College, Barstow High School and Sumner Academy of Arts and Science.

At the junior college level, Caruthers helped Butler achieve 19 wins and advance to the regional semifinal in 2016. At Chipola and Dodge City, Caruthers coached 20 players who went on to play at the either the NCAA Division I or Division II level, including four all-conference selections.

At Barstow, Caruthers helped turn around the basketball program, establishing a new culture of winning. He helped lead the team to a program-record 24-win season. Caruthers coached at the MOKAN Elite program and Kansas City's elite Nike skills program, as MOKAN Elite is one of the top grassroots programs in the nation. Caruthers also assisted with camps run by former Husker great Tyronn Lue and NBA performer Alec Burks. He also has worked with skill-development for a handful of professional players during the offseason. Through his camps and various coaching stops, Caruthers has coached more than 40 players who have gone on to play at the NCAA Division I or Division II level.

A native of Kansas City, Kan., Caruthers played his high school ball at Sumner Academy, leading the team to two state championships. Caruthers graduated from Hampton University with a bachelor of science degree in finance in 2006.



## VINCE FRITZ

**GRADUATE MANAGER**

Vince Fritz is in his second season as graduate manager for the Husker basketball program after being named to the position in August of 2018. In his role, Fritz helps in day-to-day operations of the Husker basketball program.

Fritz played collegiately at Missouri Southern for three seasons for Jeff Boschee. As a senior, Fritz played in 24 games as Missouri Southern went 20-10 in 2017-18, finished second in the MIAA and reached the 2018 NCAA Tournament. In his three seasons at the school, Fritz helped Missouri Southern to a combined 56-34 mark. He began his collegiate career at Sacred Heart (Conn.) University, where he spent his freshman season.

A native of Overland Park, Kan., Fritz prepped at Blue Valley Northwest High School where he played for coach and father Ed Fritz. A four-year letterwinner, Vince Fritz was a two-time all-state performer who helped his team to a pair of state championships in Kansas. During his junior season, Blue Valley Northwest went 25-0 and finished 19th nationally by USA Today. A two-time first-team Eastern Kansas League selection, Fritz finished as the third-leading scorer in school history. He also played football at BVNW, earning all-league accolades as a punter and defensive back.

Fritz comes from an athletic family. His father, Ed, has over 600 wins at the high school level in Kansas and has won four state titles since 2013 after playing at Baker University. His mother, Ann Costello, played collegiately at Nebraska from 1984-86, and won a trio of state

titles at Blue Valley North. His uncle, Willie Fritz, is currently the head football coach at Tulane, while one grandfather, Vince Costello, is a member of the Cleveland Browns Hall of Fame and another, Harry Fritz, was a college football coach and executive director of the NAIA.

Fritz, who is pursuing his master's in educational administration, received his undergraduate degree from Missouri Southern in 2018.



**JOHN HARRIS JR.**  
**GRADUATE MANAGER**

John Harris Jr. is in his first season as a graduate assistant for the Nebraska basketball program. In his role, he will assist in day-to-day operations for the Huskers.

A Lincoln native, Harris returns home after working in the private sector since earning his undergraduate degree from Benedictine (Kan.) College in business administration in 2017. In addition to working a full-time job, Harris also assisted with the MOKAN AAU Basketball program for the past two years and also handled personal training. At Nebraska, Harris is working on a master's degree in youth development.

As a collegian, Harris was a standout performer at Benedictine, earning All-Heart of America Conference honors in each of his final three seasons at the school. He was a four-year performer who totaled 1,282 career points, 412 assists and 114 steals at the school.

A two-time NAIA honorable-mention All-American, Harris averaged 14.5 points, 5.6 assists and 5.2 rebounds per game as a senior, while shooting 43 percent from 3-point range. Harris helped the school to a conference title and NAIA Division I National Tournament appearance – the first in 44 years for the program – in 2014 before returning to the national tournament the following year.

Harris starred at Lincoln High, earning All-City honors from the Lincoln Journal Star as a junior and senior and garnering second-team Class A all-state honors for the Links as a senior. Harris' grandfather, Albert Maxey, is a member of the Nebraska Basketball Hall of Fame and played for Hoiberg's grandfather, Jerry Bush, during the 1958-59 and 1959-60 seasons.



**R.J. PIETIG**  
**MEN'S BASKETBALL HEAD ATHLETIC TRAINER**

R.J. Pietig is in his 13th year serving as the head athletic trainer for the Nebraska men's basketball team. He originally joined the squad midway through the 2007-08 campaign, and joined the athletic medicine staff on a full-time basis in the summer of 2009. Pietig provides preventive care at practices and games as well as rehabilitation for injured student-athletes. He attends all practices and games including traveling with the team to all away contests. Pietig also oversees a pair of athletic training students who assist with the basketball program.

A native of Carroll, Iowa, Pietig graduated from Iowa State in 2007 with a degree in health and human performance, with a specialty in athletic training. He earned his master's degree in leadership education from Nebraska in May 2009. He and his wife, Bridget, have a son, Baker.




**PAT NORRIS**  
**EQUIPMENT MANAGER**

Pat Norris is in his 16th season as the equipment manager for the Husker men's basketball program and serves as the equipment manager for the Bob Devaney Sports Center and Hendricks Training Complex.

A member of the American Equipment Managers Association, Norris is responsible for overseeing the day-to-day operations for equipment checkout and upkeep for six Husker athletic squads, including the men's basketball team. He worked in a similar position as a student from 1997 to 1999.

Before joining the Husker staff, Norris worked five years in Chicago. He was an installations billing coordinator at Hub Group Distribution Services and an account manager at SCR Companies.

Norris has three children: Parker, Charlie, and Maisy, and resides in Lincoln.



**JAKE BLATTNER**  
**PERFORMANCE NUTRITION COORDINATOR**

Jake Blattner joined the performance nutrition team as a performance nutrition coordinator in October of 2018 and works extensively with the Nebraska men's basketball, women's basketball and track and field programs.

Prior to joining the Nebraska staff, he served as a sports dietitian at Florida State University for three years. At the school, he provided personalized medical and performance nutritional therapy and managed individual athlete cases. Blattner also developed individual nutritional performance plans, which educate athletes and optimize performance based on specific goals. He oversaw daily operations in FSU's Sports Nutrition unit and designed a recovery card system allowing athletes to interact directly with sports nutritionists.

Previously, Blattner served internships at BiPro-Agropur Ingredients and Princeton University and worked with the La Crosse Loggers in the Summer Collegiate Baseball League. Blattner earned his bachelor's degree in community and medical dietetics from Viterbo (Wis.) University in 2015 and his master's degree in exercise physiology in 2018.



**DR. DAVID CLARE**  
**TEAM PHYSICIAN/ORTHOPAEDIC SURGEON**

Dr. David Clare joined Nebraska's medical staff in 2007 as an orthopaedic surgeon. The son of Nebraska's former Chief of Staff Dr. Pat Clare, David joined Nebraska Orthopaedic & Sports Medicine, PC, in 1999.

Born and raised in Lincoln, Dr. Clare completed his undergraduate studies at Nebraska, where he was a member of the Husker football team from 1985 to 1988. He also attended and played football at Nebraska Wesleyan in 1989. Clare received his medical degree from the University of Nebraska Medical Center. His residency was done at the University of Texas Health Science Center followed by a Fellowship in Sports Medicine and Adult Reconstruction.

Clare's experience as a collegiate athlete complements his sports medicine fellowship training. He also has extensive fellowship training in adult reconstruction of the hip and total joint replacement. Clare is Board Certified in Orthopaedics and Sports Medicine and is a member of the American Orthopaedic Society of Sports Medicine.



**LONNIE  
ALBERS, M.D.**

**ASSOC. A.D./DIRECTOR OF ATHLETIC MEDICINE**

Dr. Lonnie Albers has served as director of athletic medicine at Nebraska since 1995 and has been working with the athletics department since 1985. Albers, an associate athletic director for the Huskers, oversees the operations of the athletic medicine and athletic training facilities and staff.

Dr. Albers practiced clinical medicine in Lincoln for more than 10 years and has more than 20 years of experience in urgent care. He previously served as a team physician from 1985 through 1995. Albers is responsible for the medical care of the student-athletes and maintains a pharmacy permit in order to dispense medicine to student-athletes as needed. Dr. Albers is board certified in Family Medicine.

Albers earned his bachelor's degree in biology and English from Nebraska in 1977 and his M.D. from the University of Nebraska Medical Center in 1980. A Hildreth, Neb., native, Albers is married to the former Jodelle Glushenko, and they have a son, Scott, and two daughters, Michelle and Angela.




**DR. BRETT  
HASKELL**

**DIRECTOR OF SPORT PSYCHOLOGY**

Dr. Brett Haskell, Ph.D., was promoted to Director of Sports Psychology in July of 2018. In her role, Dr. Haskell provides counseling, psychological services, mental skills training, teambuilding and leadership development services for each of Nebraska's 24 sports and more than 600 Husker student-athletes. Haskell works closely with student-athletes to help them develop skills and techniques that enhance personal well-being, address mental health concerns and optimize performance. She also works with coaches to provide team interventions that build student-athlete resilience and grow mental resolve.

Dr. Haskell came to Nebraska in September of 2014 after serving as a counseling and sport psychology postdoctoral counselor at Kansas. Along with obtaining her doctoral degree from Kansas in Counseling Psychology, Dr. Haskell provided counseling and performance enhancement training to Jayhawk student-athletes for five years.

Dr. Haskell earned her bachelor's degree in psychology from Nebraska-Kearney in 2005 and her master's degree in sport psychology from North Carolina-Greensboro in 2008. While at UNK, she was a member of the Loper volleyball team. Dr. Haskell resides in Lincoln with her husband, Brian, son Ezra and daughter Parker.



**CHRIS  
BACH**

**DIRECTOR OF NAPL**

Chris Bach, Ph.D., CSCS, was named the director of the NAPL in September of 2018 and is in his third year working for the Husker Athletic Department. Prior to his work in the Nebraska Athletic Performance Laboratory, Bach served as a research assistant with the Institute of Sports Sciences and Medicine at Florida State University, where he focused on performance enhancement and the development of elite athletes.

Bach earned his bachelor's degree in biochemistry, cellular, and molecular biology (2010) and his master's degree in kinesiology with a concentration in exercise physiology (2012) at the University of Tennessee. He then earned his Ph.D. in exercise physiology at Florida State (2016), where his work focused on the integration of exercise training, nutrition, and environmental factors to improve body composition and athletic performance in athletes. Additionally, Bach is a Certified Strength and Conditioning Specialist (CSCS) through the National Strength and Conditioning Association (NSCA).

Bach's research interests currently focus on the physiological aspects of athlete training and performance. He works with coaching, performance and athletic medicine staffs on the implementation of GPS, heart rate monitors and other technology to help monitor training load, optimize training and recovery and reduce the risk of injuries. This work has led him to collaborate with researchers on both a national and international level.



**DENNIS  
LEBLANC**

**EXECUTIVE ASSOCIATE A.D./ACADEMICS**

Dennis Leblanc was named Nebraska's Executive Associate Athletic Director for Academics in 2015, after being promoted from Senior Associate Athletic Director for Academic Programs and Student Services. He has directed the academic program since 1993. Leblanc, who has been with the Academic Support Program for Student-Athletes since 1987, joined the Nebraska Athletic Department in 1983 as a member of the track and field staff.

Under Leblanc's leadership, Nebraska has become the national leader in CoSIDA Academic All-Americans for football and all sports, NCAA Today's Top Ten Award honorees and recipients of the National Football Foundation and Hall of Fame Postgraduate Scholarship. Since he joined the academic staff in 1987, 262 of Nebraska's 338 CoSIDA Academic All-Americans have been honored, while NU has claimed 14 of its 17 NCAA Today's Top Ten Award recipients. Over 3,000 Husker student-athletes have earned their degrees during Leblanc's tenure.

The 90 percent Graduation Success Rate (GSR), reported in the 2018-19 academic year, for the Nebraska student-athletes was the highest GSR ever achieved for the fifth consecutive year. In addition all Nebraska teams achieved an NCAA Academic Performance Rate (APR) of 977 or higher which is the best in school history and marks the fourth consecutive year that all teams attained an APR better than 950.

Over the past decade, Nebraska's academic support program for student-athletes has received outstanding reviews from the NCAA Certification Review Team and the Nebraska Faculty Intercollegiate Athletics Committee. In 2012, Nebraska's program became one of only 21 programs nationally to be certified by the National Association of Academic Advisors for Athletes (N4A) for meeting the established standards of service for student-athletes as outlined by the N4A.

Leblanc is a member of the N4A, and in 2002 he received its prestigious Lan Hewlett Award presented to an athletic administrator in recognition of distinguished performance in providing personal, academic and professional guidance to student-athletes.

Leblanc was presented the Chancellor's Award for Exemplary Service to Students at the 2004 University of Nebraska Honors Convocation, which recognizes individuals who go above and beyond their assigned duties, devoting extra time and effort in serving the needs of students. In 2005, he was presented with Honorary Mortar Board membership honoring him for his leadership and service to students. In 2007, Leblanc received the Hero Mentor Award through the American Red Cross, which annually recognizes a person for outstanding leadership and mentoring. In 2018, he was inducted into the Omicron Delta Kappa Society, which is a national leadership honor society, recognizing his leadership in athletics on campus.

Leblanc earned his bachelor's degree from Bethany College, and a master's degree from Wichita State University. He and his wife, Coreen, have four children: Olivia, Christian and twins Madeleine and Mackenzie.



**ANDREW  
CONSTANS**

**VIDEO PRODUCTION SPECIALIST**

Andrew Constans joined the athletic department in April of 2017 as a video production specialist in HuskerVision. Constans handles conception and creation of big screen content and works on the Nebraska Football and Nebraska Basketball shows.

Prior to coming to Nebraska, Constans worked as a digital content producer at Nebraska-Omaha and was a student worker specializing in football and hockey at Minnesota.

A native of Eden Prairie, Minn., Constans graduated from Minnesota with a bachelor's degree in journalism.



**SHAMUS MCKNIGHT**  
**SR. ASSOCIATE COMMUNICATIONS DIRECTOR**

Shamus McKnight joined the Nebraska Athletic Department in 1997 and currently serves as a Senior Associate Communications Director. He works directly with the Nebraska men's basketball and football programs.

At Nebraska, McKnight has been responsible for media guides across six sports that have earned "Best in the Nation" awards from the College Sports Information Directors of America (CoSIDA). In his 20 years at Nebraska, McKnight has earned more than 30 national publication awards from CoSIDA, including 18 publications that have placed in the top-five nationally.

He served as host communications director for the 2006 and 2008 NCAA Women's Division I Volleyball Championships and also served on Nebraska's on-site communications team for two football national championship games, four NCAA Baseball Super Regionals as well as NCAA or conference events in baseball, women's gymnastics volleyball and men's and women's tennis. McKnight is a 1996 graduate of Baldwin-Wallace University.



**ALEX REHUREK**  
**CREATIVE MEDIA SPECIALIST**


Alex Rehurek joined the Nebraska Athletic staff on a full-time basis in July of 2019 as a creative media specialist. Rehurek handles social media for the Husker men's basketball program and helps with other sports on a day-to-day basis.

For the previous two years, he served as an intern at HuskerVision, where he worked as

an editor for the Nebraska Football and Nebraska Basketball shows. He created highlight packages and big screen content for all of Nebraska's 24 varsity sports. As a student at Nebraska, he served as the Husker Vision contact for the soccer and softball programs.

Rehurek previously served as an adidas Brand Ambassador in 2015 helping to grow the Husker brand throughout Nebraska.

A native of Yankton, S.D., Rehurek graduated from Nebraska in 2017.



**TUCKER ZELENY**  
**DIRECTOR OF SPORTS ANALYTICS & DATA ANALYSIS**

Tucker Zeleny was hired as the Director of Sports Analytics and Data Analysis in July of 2015. Zeleny joined the athletic department after building an impressive resume in various areas at UNL.


Zeleny heads a department that is in charge of working with Nebraska's 24 varsity sports to collect, analyze and summarize data related to team and individual performance. Zeleny and his staff also work with support staff areas within the department to collect, analyze and summarize data related to department operations.

Zeleny earned his doctorate in statistics from UNL in May of 2015. His dissertation involved multivariate time series on multiple time scales with applications toward weight lifting data collected by the Husker football team. Zeleny completed his bachelor's degree in mathematics at UNL in 2010 before joining the statistics department as a teaching assistant. He completed his master's degree in statistics in 2012.


A native of Carleton, Neb., Zeleny has worked as a data analyst at Madonna Rehabilitation Hospital and the Nebraska Athletic Performance Laboratory.

COACHING STAFF

**BASKETBALL STUDENT SUPPORT STAFF**



**MICHAEL BANIA**  
 Student Manager



**CHADWICK BROWN**  
 Student Manager




**AUSTIN DIEDRICHSEN**  
 Student Manager




**TREVER DIMAURO**  
 Student Athletic Trainer




**EMMA HOIBERG**  
 Student Worker



**BRYCE JANKE**  
 Student Manager



**ULYSSES JOHNSON, III**  
 Student Manager




**JACK KOCOUR**  
 Student Manager




**JOSH LANDERS**  
 Student Manager



**ANDREW LEE**  
 Student Manager




**NOAH LLITERAS**  
 Student Manager



**SEAN PETERSON**  
 Student Manager



**MICHAEL PLUM**  
 Student Manager



**AUSTIN SLEIGHT**  
 Student Manager



**NIKOLA ZBILJIC**  
 Student Manager





NEBRASKA  
ADMINISTRATION



BILL  
MOOS



**RONNIE GREEN**  
**CHANCELLOR**

Ronnie D. Green became the University of Nebraska-Lincoln's 20th chancellor on May 8, 2016.

Prior to being named chancellor, Green served for six years as the Harlan Vice Chancellor of the Institute of Agriculture and Natural Resources. In this role, he also jointly served as the Vice President for Agriculture and Natural Resources of the University of Nebraska system. In 2015-16, Green also was UNL's Senior Vice Chancellor for Academic Affairs, the institution's chief academic officer and responsible authority in the absence of the chancellor.

Green received bachelor's and master's degrees in animal science from Virginia Tech and Colorado State University, respectively. His doctoral program was completed jointly at the University of Nebraska and the USDA-ARS U.S. Meat Animal Research Center in animal breeding and genetics in 1988.

Green has served on the animal science faculties of Texas Tech University and Colorado State University, and as the national program leader for animal production research for the USDA's Agricultural Research Service and executive secretary of the White House's interagency working group on animal genomics within the National Science and Technology Council. Prior to returning to NU, Green served as senior global director of technical services for Pfizer Animal Health's animal genomics business.

Green has published 130 refereed publications and abstracts, nine book chapters and 56 invited symposia papers; and has delivered invited presentations in 43 U.S. states and 21 countries around the world. He is a past-president of both the American Society of Animal Science (ASAS) and the National Block and Bridle Club and has served in a number of leadership positions for the U.S. Beef Improvement Federation, National Cattlemen's Beef Association, National Pork Board, and the National Research Council of the National Academy of Sciences. He currently is a member of a number of boards including the Big Ten Conference, Neogen Corporation, Alpha Gamma Rho Fraternity, and Supporters of Agricultural Research. He was named a fellow of ASAS in 2014 and a fellow of the American Association for the Advancement of Science in 2015, and he received the Morrison Award, the highest academic honor given to an animal scientist, in 2017.

**NEBRASKA'S CHANCELLORS**

Years	Chancellor
1871-1876	Allen R. Benton
1876-1882	Edmund B. Farfield
1884-1888	J. Irving Manatt
1888-1891	Charles E. Bessey
1891-1895	James H. Canfield
1895-1899	George E. MacLean
1900-1908	E. Benjamin Andrews
1908-1927	Samuel Avery
1927-1938	Edgar A. Burnett
1938-1946	Chauncey S. Boucher
1947-1953	Reuben G. Gustavson
1953-1954	John K. Selleck*
1954-1968	Clifford Hardin
1968-1971	Joseph Soshnik
1972-1975	James H. Zumberge
1975-1976	Adam C. Breckenridge*
1976-1980	Roy A. Young
1980-1981	Robert H. Rutford*
1981-1991	Martin A. Massengale
1991-1991	Jack Goebel*
1991-1995	Graham B. Spanier
1995-1996	Joan R. Leitzel*
1996-2000	James Moeser
2000-2016	Harvey S. Perlman
2016-pres.	Ronnie Green

\* Interim Chancellor



**JOSEPHINE POTUTO, J.D.**  
**FACULTY ATHLETICS REPRESENTATIVE**

Josephine (Jo) R. Potuto, the Richard H. Larson Professor of Constitutional Law, has been Nebraska's faculty representative (FAR) at the NCAA and conference level since May 15, 1997.

In 2002, Potuto was named Outstanding Faculty Athletics Representative by the All-American Football Foundation. From 2008-09 to 2011-12 she was president of the 1A FAR (FARs from FBS institutions). Among her NCAA positions, Potuto spent nine years (the maximum) on the NCAA Division I Committee on Infractions (chair her last two years). She was one of three Big 12 Conference representatives on the NCAA Division I Management Council, and served on the NCAA Men's Gymnastics Championship Committee and an NCAA-wide (all divisions) committee to advise NCAA staff on student-athlete issues and educational programming for coaches, staff, and student-athletes. She currently serves on the NCAA Interpretations Committee.

A sports law expert, Potuto regularly lectures on sports issues in general and NCAA processes in particular. She has presented to, among others, the Knight Commission on Intercollegiate Athletics, the National Association of College and University Attorneys, the Association of Public and Land Grant Universities, and the National Association of Collegiate Directors of Athletics, as well at numerous university and law college conferences. She is an expert witness in litigation involving sports issues and a media "go-to" person. Potuto also lectures and consults on risk management and on free speech issues.

Potuto is a past adviser to the Uniform Law Commissioners Committee to draft a sports agent statute, has drafted rules governing search and seizure and hearings for the Nebraska Racing Commission, and also has written on issues of gender equity in college athletics. She has authored numerous articles on sports law issues. She recently completed an article on how baseball hitting informs legal argument. The article is in the National Baseball Hall of Fame archives.

Potuto teaches constitutional law, procedure, federal jurisdiction, and sports law. She has been a visiting professor of law at the University of Arizona, Rutgers University, the Cardozo College of Law at New York's Yeshiva University, the University of Oregon, the University of North Carolina, and Seton Hall University. She currently teaches in the Summer Sports Law Institute at Oregon Law School.

Potuto was project director and a drafter of the Uniform Law Commissioners Sentencing and Corrections Act, as well as the drafter for the Nebraska Supreme Court Committee to Draft Criminal Jury Instructions. She is the author of three books. She was elected to membership in the American Law Institute, the Nebraska State Bar Foundation, and the Douglass Society.

Potuto earned her bachelor's degree in journalism at Rutgers' Douglass College, and her master's degree in English literature at Seton Hall. She earned her juris doctorate at the Rutgers Law College.

She is a member of the bars of Nebraska and New Jersey and is admitted to practice before the U.S. Supreme Court, the U.S. Court of Appeals for the Third Circuit, and the U.S. District Courts for Nebraska and New Jersey.

**NEBRASKA'S FACULTY REPS**

Years	Faculty Rep
1931-1946	T.J. Thompson
1947-1958	Earl Fullbrook
1959-1964	Charles S. Miller
1965-1968	Merk Hobson
1969-1970	John R. Davis
1971-1982	Keith L. Broman
1982-1997	James O'Hanlon
1997-pres.	Josephine Potuto



**SUSAN  
 FRITZ**

**INTERIM UNIVERSITY OF NEBRASKA PRESIDENT**

Susan M. Fritz is the interim president at the University of Nebraska, having served as the executive vice president and provost and dean of the graduate college since August 2012 and as the associate vice president for academic affairs since August 2011. Before joining the provost's office, Dr. Fritz was the associate vice chancellor for the Institute of Agriculture and Natural Resources (IANR) and interim dean of the agricultural research division. She also directed IANR's international agricultural programs and is a former associate dean of the College of Agricultural Sciences and Natural Resources and department head of the Agricultural Leadership, Education and Communications (ALEC) program.

Dr. Fritz is a 1979 graduate of the University of Nebraska-Lincoln, and she received both her master's degree (1989) and Ph.D. (1993) from UNL. In 2009, she was inducted into the Nebraska Hall of Agricultural Achievement and is the recipient of numerous awards for teaching excellence. She completed a Fulbright Senior Specialist assignment at the University of Zagreb (Croatia), served 10 years as a North Central Higher Learning Commission Consultant Evaluator and was a 2012 Baldrige Examiner with the U.S. Department of Commerce. Dr. Fritz serves as a Fulbright Evaluator, a Food Systems Leadership Institute Commissioner and a Midwest Higher Education Compact Commissioner.



The Board of Regents consists of eight voting members elected by district for six-year terms, and four non-voting student Regents, one from each campus, who serve during their tenure as student body president. The board supervises the general operations of the university, and the control and direction of all expenditures. The board also includes a corporation secretary who manages all records including agendas, minutes, notices, policies and bylaws. Those documents can be found on the web at [nebraska.edu/board/](http://nebraska.edu/board/).

The board meets regularly, primarily in Lincoln but also in Omaha and greater Nebraska. Persons wishing to provide information to the board or to appear before it should contact: Corporation Secretary, University of Nebraska, Varner Hall, 3835 Holdrege, Lincoln, NE 68583.



**TIMOTHY CLARE**  
 District 1  
 Chairman



**HOWARD HAWKS**  
 District 2



**JIM PILLEN**  
 District 3  
 Vice Chairman



**ELIZABETH  
 O'CONNOR**  
 District 4



**ROBERT SCHAFER**  
 District 5



**PAUL KENNEY**  
 District 6



**BOB PHARES**  
 District 7



**BARBARA WEITZ**  
 District 8




**NICOLE KENT**  
 Nebraska-Kearney



**EMILY JOHNSON**  
 Nebraska-Lincoln



**KEITH OZANNE**  
 Nebraska-Medical Center



**AYA YOUSUF**  
 Nebraska-Omaha

ADMINISTRATION



**BILL MOOS**

**ATHLETIC DIRECTOR**

Honor the past. Live the present. Create the future.

Nine simple words that carry impressive significance and undeniable responsibility. Words that Nebraska's athletic director uses to lead his programs and set the tone for building champions in competition and in life.

William H. (Bill) Moos was named Nebraska's Athletic Director on Oct. 15, 2017, and fully assumed those responsibilities on Oct. 23, 2017.

Moos, who became the 15th athletic director in the history of the storied Cornhusker program, has more than 25 years of experience as an athletic director at three Division I schools (Nebraska, Washington State, Oregon, Montana). More importantly, he owns an impressive track record of success in building outstanding programs, developing long-term relationships and for doing what is best for his schools, its fans and most importantly, its student-athletes.

In less than two full years at Nebraska, Moos has hired eight Husker coaches, including high-profile hires in football and men's basketball. He drew universal praise for hiring national coach of the year Scott Frost as Nebraska's head football coach in December of 2017. Fifteen months later, Moos was lauded for another hire that made a major national splash when he tabbed Fred Hoiberg to lead the Husker men's basketball program.

In addition to hiring Frost during his first season, Moos hired Mark Hankins to coach the men's golf team and Sean Maymi to lead the men's tennis program. Hankins led Nebraska to its best conference finish since 1999 in his first season, while Maymi won as many Big Ten matches in his first year as the Huskers had won in the previous two seasons combined. Moos hired four more coaches during his second year, including former Huskers to lead the women's gymnastics (Heather Brink), rifle (Rachel Martin) and baseball (Will Bolt) programs. All three were among the most successful student-athletes in their sport's history, as Brink and Martin were both individual NCAA champions at Nebraska, while Bolt was a member of two College World Series teams. In 2019, Moos also tabbed Lisa Johnson to lead the women's golf team.

Moos has hired first-class coaches who fit his championship culture, one that he continues to instill within the department. In his first year, Moos watched the volleyball team win its fifth national title and second in three seasons, while bowling finished third at the NCAA Championships and both the men's and women's gymnastics teams, the rifle squad and the wrestling team posted top-10 NCAA finishes. Four of those six teams finished in the top 10 again in Moos' second season, highlighted by the volleyball team's national runner-up finish and another third-place performance by the bowling team.

Nebraska has also continued its excellence in the classroom, producing nine CoSIDA Academic All-Americans in Moos' tenure, including four first-team selections. The awards have



Nebraska Athletic Director Bill Moos has more than a quarter of a century of experience as an athletic director, including stints at Oregon and Washington State.

**NEBRASKA'S ATHLETIC DIRECTORS**

Years	Athletic Director
1928-1931	H.D. Gish
1932-1936	Dana X. Bible
1937-1942	Lawrence McCeney "Biff" Jones
1942-1947	A.J. Lewandowski
1948-1953	George "Potsy" Clark
1954-1960	J.W. "Bill" Orwig
1961*	Charles Miller & Joseph Soshnik
1962-1966	W.H. "Tippy" Dye
1967-1992	Bob Devaney
1993-2002	Bill Byrne
2003-2007	Steve Pederson
2007-2012	Tom Osborne
2013-2017	Shawn Eichorst
2017-pres.	Bill Moos

\*Interim Co-Directors

increased Nebraska's nation-leading total to 338 all-time CoSIDA Academic All-Americans across all sports.

Moos came to Lincoln after spending seven-plus years at Washington State (2010-17). He previously served 12 highly successful seasons as the athletic director at Oregon (1995-2007). During his time at his alma mater, Moos wasted little time in making his impact felt in Cougar Athletics, spearheading a department-wide rebranding effort with Nike while securing a 10-year, \$35 million marketing rights agreement with IMG College. In addition, the 2004 WSU Alumni Achievement Award winner gained Regents approval for a \$130 million addition and remodel of Martin Stadium, featuring a remodeled press box with luxury seating, including suites, loge boxes and club room.

Also included in the project was a state-of-the-art video board and an 80,000-square-foot football operations building that served as the stadium's showpiece and opened in May 2014. As the dean of Pac-12 athletic directors, Moos was at the forefront of the conference's procurement of a 12-year, \$3 billion television contract with FOX and ESPN, a landmark agreement in college athletics. Under Moos' direction, the Cougar Athletic Fund's Annual Giving program saw an 81 percent increase in gifts while CAF donor members rose from nearly 4,000 to more than 7,500.

Additional facility enhancements under Moos included a center-hung video board in Beasley Coliseum that was installed prior to the 2011-12 season, giving Cougar basketball one of the premier fan experiences in the conference. An indoor golf hitting facility was also completed in early 2013, and Lower Soccer Field underwent a major renovation making the venue TV-ready while also providing one of the best playing surfaces on the West Coast, along with the addition of lights and a new scoreboard.

Other enhancements were made to the Moobery track facility, Bailey-Brayton Field, the basketball practice gym, Gibb Pool and the Simmelink Indoor tennis courts. In Moos' seven years at WSU, Cougar student-athletes and coaches accounted for 805 academic all-conference selections, 130 all-conference accolades, 45 All-America honors and three Pac-12 Coach-of-the-Year honors.

Moos served as Oregon's director of athletics from July of 1995 to 2007. While at Oregon he oversaw a 17-sport athletic department that grew to national prominence during his tenure. Oregon's annual athletic department budget grew from \$18.5 million in his first year to more than \$40 million by 2007, becoming 100 percent self-sufficient during that time. Under his direction the Duck Athletic Fund donor base increased from 4,930 to 12,290, resulting in an annual gifts increase from \$4.1 million to \$15.3 million.

Moos initiated more than \$160 million in facility improvements while at Oregon. Included in that was the \$90 million Autzen Stadium renovation in 2002, which added 12,000 new seats, 32 new suites, a new Club at Autzen and a new press box to the stadium. In his 12 years, the Ducks ranked first in Pac-10 football attendance 11 times, reaching 100 percent capacity in each of those seasons.

During Moos' tenure, Oregon athletics captured 13 Pac-10 championships across six different sports. He increased opportunities for women by adding two intercollegiate programs, soccer and lacrosse, and negotiated an all-inclusive shoe and apparel contract with Nike, one of only 14 in the country at the time. From an academic standpoint during Moos' tenure, Oregon student-athletes collected 722 academic all-conference selections, 34 Academic All-America selections, nine NCAA Postgraduate Scholarship recipients and one NCAA Top Ten Award.

During his first stint as a collegiate athletic director at Montana (1990-95), Moos created an academic support program and hired its first athletic academic coordinator, developed a facility enhancement plan that created more than \$4 million in improvements, and lifted the school's fund-raising efforts to show a 300 percent increase in private and corporate gifts. Academically, Montana student-athletes were equally successful as the athletic department achieved a graduation rate 20 percent higher than the general university enrollment. Under Moos' watch Montana garnered 269 academic all-conference selections, five Academic All-Americans and two NCAA Postgraduate Scholarship recipients.

Moos began his athletic career as an athletic administrator in 1982 as assistant athletic director at Washington State. He also served as the school's associate athletic director (1988-90). At Washington State, he was director of development for more than five years and associate director for nearly two years, supervising all external operations. Prior to that, he managed and owned private businesses in Washington and Oregon for eight years. He was a student assistant football coach at Washington State for the 1973 season, then spent part of 1974 in Washington, D.C., serving as a government intern.

Raised on a wheat and cattle ranch in eastern Washington, Moos attended high school in Olympia when his father served in the governor's cabinet. Moos earned his bachelor's degree in history from WSU and was a three-year letterman in football before concluding his collegiate career by representing Washington State in the 1972 East-West Shrine All-Star Game in San Francisco.

He served as co-captain on the Cougars' 1972 squad and garnered first-team All-Pac-8 Conference honors. Moos and his wife Kendra have three daughters, Christa, Brittany and Kaiti; and two sons, Bo and Benjamin.



**JOHN JOHNSON**

**SENIOR DEPUTY A.D./CHIEF OF STAFF**

John Johnson joined the Nebraska Athletic Department in July of 2019 as Senior Deputy AD - Chief of Staff. Johnson oversees the administration office and the Nebraska men's basketball program.

Prior to coming to Nebraska, Johnson served as the Senior Associate Athletic Director at Washington State University, with a focus on external operations, facility development and strategic planning. He also served as interim athletic director for the Cougars after Bill Moos was hired at Nebraska.

Johnson's time at Washington State started in 2004 when he arrived as the senior associate athletic director. From 2004-10 Johnson worked alongside athletic director Jim Sterk, Johnson had oversight of WSU's athletic foundation, now known as the Cougar Athletic Fund, as well as external operations, including sponsorships, marketing, ticket sales, radio and television revenues and communications. Additionally, he had sport supervision for football, baseball, soccer, golf, along with track and field.

He played a major role in fundraising and management of multiple facility projects, including the Phase I renovation of Martin Stadium, the baseball indoor hitting and pitching facility, the Simmelink Indoor Tennis Courts renovation and the Tom and Barbara Wilson Indoor Rowing facility.

When Moos arrived as director of athletics in 2010, Johnson turned his focus to strategic planning and increased facility development. He oversaw the development of the department's facilities master plan through a comprehensive analysis of sports, department and university goals, and strategic initiatives. He managed the design and construction of the Martin Stadium Renovation, the \$120 million project included the construction of a new press box, club seating and suite areas. The renovation also included the construction of the Cougar Football Complex operations building.

Additional facility projects he had oversight on included the renovation of the Lower Soccer Field, the Moobery Track and Field Complex just prior to the 2013 Pac-12 Championships, the indoor hitting facility for men's and women's golf, the video board at Beasley Coliseum, and renovating the men's and women's basketball lockerrooms.

Johnson arrived at WSU after serving as the director of athletics at Weber State from 1997-2004. While at Weber State, Johnson oversaw all aspects of the intercollegiate athletics program. He was responsible for the upgrading of the university's facilities, including the construction of the Stewart Stadium Sky-Suites/ Press Box facility, which was completed in September of 2001. Johnson secured nearly \$5 million for the project, which included corporate suites, club seating, meeting rooms and reception areas, along with a new 36-seat press box. In addition to the six-story facility, Johnson also secured funding for a complete renovation of the athletic department office space, football locker rooms, weight room and athletic training room.

Johnson drew substantial financial support for the Weber State athletic programs through a 70 percent increase in corporate sponsorships and a 50 percent increase in annual giving. He also secured the first \$1 million-plus gift in department history.

Johnson arrived at Weber State after serving as the director of athletics at Eastern Washington University from 1993-97. While at Eastern, Johnson was responsible for the general administration and management of 15 sport programs, staff and support personnel.

Johnson served as President of the NCAA Division I-AA Athletic Director's Association for the 2000-2001 year. At the 2001 NACDA Convention held in Salt Lake City, Johnson was honored as the Division I-AA West Region Athletic Director of the Year. He also served on the NCAA Championship and Competition Cabinet, and served on the NCAA Division I Football Executive Committee, the National Football Foundation Executive Committee, and the NCAA Division I-AA Football Championship Committee.

A 1982 graduate of Eastern Washington with a bachelor's degree in business, he later earned a master's in business from EWU in 1984. A graduate of East Valley High School in Spokane Valley, Wash., he later was a football student-athlete at Montana State and Eastern Washington.

Johnson and his wife, Lisa, have two children: daughter, Ellie, and son, Cooper. Lisa is currently the head coach for the Nebraska women's golf program.

ADMINISTRATION

**ATHLETIC SENIOR MANAGEMENT TEAM**



**BILL MOOS**  
Athletic Director



**JOHN JOHNSON**  
Senior Deputy A.D. /  
Chief of Staff



**GARRETT KLASSY**  
Senior Deputy A.D. /  
External Operations



**BOB BURTON**  
Deputy A.D. /  
Facilities & Football



**JOHN JENTZ**  
Deputy A.D. / CFO



**PAT LOGSDON**  
Deputy A.D. / Senior  
Woman Administrator



**DENNIS LEBLANC**  
Executive Associate A.D. /  
Academics




**JAMIE VAUGHN**  
Executive Associate A.D. /  
Compliance

# 2019-20 NEBRASKA BASKETBALL ATHLETIC DEPARTMENT STAFF



**Holly Adam**  
Assistant A.D./  
Ticketing



**Jason Amadio**  
Assistant Athletic  
Trainer



**Chris Anderson**  
Associate A.D./Community,  
Governmental & Charitable  
Relations



**Mike Arthur**  
Assistant Strength  
Coach



**Melissa Baack**  
Director of Business  
Enterprises



**DaWon Baker**  
Diversity & Inclusion Director



**Alvin Banks**  
Coordinator of Student-  
Athlete Development



**Leslie Bargaen**  
Dir. of Development Events  
& Stewardship



**Jonathan Bateman**  
Assistant Director  
of Compliance



**Deveron Baxter**  
Training Table  
Team Leader



**Gil Becerra**  
HVAC/Service  
Technician



**Emma Beanland**  
NAPL Senior Applied Sport  
Scientist



**Andrew Becker**  
Venue Technology Specialist



**Traci Becker**  
Accounting  
Associate



**Chase Beideck**  
Assistant Strength  
Coach



**Tyson Billings**  
Assistant Ticket  
Manager



**Derek Bond**  
Assistant Director of  
Athletic Events



**Kimberly Brick**  
Custodial Supervisor



**Brad Brown**  
Assistant Athletic  
Trainer



**Payton Buckmaster**  
Event Management  
Specialist



**Nick Burkhardt**  
Director of Creative &  
Emerging Media




**Stacey Burling**  
Director of Education &  
Engagement Programs




**Erynn Butzke**  
Spirit Squad  
Head Coach



**Jessica Calvi**  
NAPL Senior  
Research Associate



**Jasen Carlson**  
Assistant Strength  
Coach



**Chad Carter**  
Electrician



**Linsey Chamberlin**  
Administration  
Office Associate



**Angela  
Christ-Zemunski**  
Director of Ticketing  
Intelligence Operations



**Terri Collins**  
Servery Supervisor




**Karen Cook**  
Husker Power  
Staff Secretary



**Sammi Cowger**  
Director of PEO  
Programs



**Stewart Craig**  
Memorial Stadium  
Trade Supervisor



**Kim Daniel**  
Custodial Supervisor



**Matt Davidson**  
Associate AD for  
Event Management



**Megan Davison**  
Business Associate



**Mike Dobbs**  
Executive Director  
of the N Club



**Chad Doerr**  
Athletic Psychologist



**Ryan Donahoe**  
Plumber/Pipefitter Devaney  
Sports Center



**Kalyn Doyle**  
Assistant Director  
of Compliance



**Tom Dufresne**  
Assistant Athletic Trainer



**Robert Dugas, M.D.**  
Chief of Staff



**Zach Duval**  
Head Strength  
Coach



**Andrea Einspahr**  
Learning Specialist



**Paul Ellenberger**  
Guest Relations/  
Security Attendant



**Dave Ellis**  
Director of  
Performance Nutrition



**Jolene Emricson**  
Assistant Athletic Trainer



**Anton Engel**  
Guest Relations/  
Security Attendant



**Brian Erickson**  
Custodian/Events  
Setup Assistant



**Jane Farrell**  
Human Resources  
Coordinator




**Mary Fisher**  
Custodian/Events  
Setup Assistant



**Dan Floyd**  
Director of Information  
Technology



**Mattie Fowler  
Burkhardt**  
Senior Director of  
Development Operations



**Kate Frazier**  
Assistant Director  
of Life Skills



**Derek Freeman**  
Senior Director of Development  
Analytics & Technology



**Lindsey Freeman**  
Director of Development



**Shawn Gariboy**  
Dining Service Associate



**Herman Gesch**  
Guest Relations/  
Security Attendant



**Holly Glenn**  
Compliance Secretary



**Randy Gobel**  
Director of Athletic  
Facilities (Devaney)



**Ray Godtel**  
Guest Relations/  
Security Attendant



**Jeff Green**  
Electrician



**Mike Greenfield**  
Building Services Manager



**Marla Grose**  
Director of  
Development



**Brittany Gruntorad**  
Director of Ticketing



**Scott Guthrie**  
Broadcasting  
Engineer



**Anne Hackbart**  
Project Coordinator/  
Softball Office Manager



**Jami Hagedorn**  
Assistant A.D./  
Business Operations



**Janell Hall**  
Director of Concessions  
Operations



**Drew Hamblin**  
Assistant Athletic Trainer



**Brett Hansen**  
Help Desk Manager



**Chynna Hardy**  
Capital Planning  
& Construction  
Assistant Director



**Justin Harris, M.D.**  
Team Physician,  
Orthopaedic Surgeon


ADMINISTRATION



**Stuart Hart**  
 Women's Basketball  
 Strength Coach



**Kirk Hartman**  
 Assistant A.D./  
 HuskerVision



**Ryan Hasenkamp**  
 NAPL Senior Research  
 Associate



**Sheri Hastings**  
 Academic Counselor



**Caleb Hawley**  
 Academic Counselor



**Eric Haynes**  
 Associate A.D./  
 Facilities



**Lonna Henrichs**  
 Director of Licensing  
 & Branding



**Tim Henrichs**  
 Assistant Director of  
 Athletic Events



**Matt Henry**  
 Director of Development  
 Engagement



**Kevin Herbel**  
 Director of Planning  
 & Reporting



**Minzhen Hergert**  
 Custodian/Event Setup  
 Assistant




**Jared Hertzfel**  
 Turfgrass Manager



**Kate Higgins**  
 Athletic  
 Neuropsychologist




**Jean Hinton**  
 Business Office  
 Associate



**Schuyler Hoffer**  
 Dining Services Associate



**Amanda Holzwarth**  
 Video Production  
 Coordinator



**Matt Honnor**  
 Custodian/  
 Events Setup



**Phil Hood**  
 Trade Supervisor



**Denise Howell**  
 Learning Specialist



**Leah Huber**  
 Academics  
 Administrative Assistant



**Ben Huenemann**  
 Projects Assistant for  
 Capital Planning




**Syed Hussain**  
 Guest Relations,  
 Security Attendant



**John Ingram**  
 Associate A.D./  
 Capital Planning &  
 Construction



**Katie Jewell**  
 Associate Director of  
 Academic Programs



**Eric Johnson**  
 Assistant Strength Coach



**Jena Johnson**  
 Associate Director of  
 Compliance



**Patrick Kelly**  
 Compliance Assistant/  
 Security



**Marcia Kennedy**  
 Assistant Athletic Trainer



**Jeff Kinnison**  
 Custodian/Events Setup



**Nuwanee  
 Kirihennedige**  
 Performance Nutrition  
 Coordinator



**Eric Kissinger**  
 Guest Relations/Security  
 Attendant




**Katie Klapprodt**  
 Assistant Strength Coach



**Brian Kmita**  
 Director of Olympic Sports  
 Performance



**Lisa Kopecky**  
 Assistant Director of  
 Performance Nutrition



**Ty LaFollette**  
 Custodial Leader



**Laura Leffler**  
 Assistant Director of Creative &  
 Emerging Media

ADMINISTRATION



**Tom Lemke**  
 Assistant Director  
 of Life Skills



**Mitzi Lenz**  
 Executive Specialist



**Lisa Loewenstein**  
 Assistant Athletic Trainer



**Maygan Luhr**  
 Dining Services Associate



**Chris Marullo**  
 Assistant Ticket Manager



**Jennifer Matlock**  
 Dining Services Associate



**Mark Mayer**  
 Head Football Athletic  
 Trainer



**Danny McEntarffer**  
 Guest Relations/  
 Security Attendant



**Brandon Meier**  
 Sr. Associate A.D./Marketing  
 and Multimedia



**Lauren Meyers**  
 Assistant Director of Sports  
 Analytics



**Dan Millington**  
 Assistant Strength Coach



**Alan Moore**  
 Electrician



**Micheal Myers**  
 Assistant Ticket  
 Manager



**Mike Nieman**  
 Academic Counselor



**Diane Nietfeldt**  
 Shipping &  
 Receiving Clerk



**Lucas Novotny**  
 Assistant Strength  
 Coach



**Andre Osorio**  
 Buildings and Grounds  
 Supervisor



**Patricia Peterson**  
 Associate Director of Compliance



**Jon Pfeifer**  
 Assistant Strength &  
 Conditioning Coach



**Marvin Potter**  
 Trades Supervisor



**Victor Profeta**  
 NAPL PostDoc  
 Research Associate



**Jenni Puchalla**  
 Development & Ticketing  
 Services Manager



**Kevin Raguse**  
 Video Production  
 Specialist



**Pablo Rangel**  
 Learning Specialist



**Rox Rasmussen**  
 Director of  
 Concessions Events



**Jason Rathe**  
 Asst. A.D./Marketing & Fan  
 Experience



**Kristi Reetz**  
 Director of Ticketing Operations



**Brian Rempe**  
 Custodial Leader



**Terri Riggins**  
 Events Administrative  
 Assistant



**Joann Ross**  
 Academic Counselor



**Ashley Rudolph**  
 Assistant Athletic Trainer



**Rusty Ruffcorn**  
 Assistant  
 Strength Coach



**George Scheel**  
 Guest Relations,  
 Security Attendant



**Willard Scheele**  
 Dish Room Supervisor



**Kim Schellpeper**  
 Associate Director of  
 Academic Programs



**Amy Seiler**  
 Massage Therapy Coordinator

# N 2019-20 NEBRASKA BASKETBALL ATHLETIC DEPARTMENT STAFF



**Anthony Shepherd**  
Supply & Distribution Clerk



**Bryce Siecko**  
Assistant Strength Coach



**Brenden Stai**  
Director of  
Development



**Michael Steele**  
Executive Sports Chef



**Steve Steiner**  
Guest Relations/  
Security Attendant



**Andrew Strop**  
Assistant Strength Coach



**Heather Strope**  
Accounting Associate



**Todd Stull, M.D.**  
Senior Associate A.D. /  
Performance



**Kathryn Swanson**  
Dining Services Associate



**Kale Terrill**  
Event Management  
Specialist



**Mary Timblin**  
Performance Nutrition  
Administrative Assistant



**Dane Todd, M.D.**  
Team Physician/Orthopaedic  
Surgeon



**Matt Tomjack**  
Director of Marketing  
& Fan Experience



**Steve Torske**  
Building & Grounds  
Supervisor



**Julie Tuttle**  
Assistant Athletic Trainer



**John Varrati**  
Custodial Supervisor



**Jerry Weber**  
Associate Director of  
Athletic Medicine



**Tyler Weeda**  
Assistant Athletic Trainer



**Ryan Wells**  
Venue Technology Specialist



**Jackie Wilken**  
Athletic Medicine  
Administrative Coordinator




**Karen Williamson**  
**Conway**  
Associate Ticket Manager



**Keegan Wilson**  
Video Services Coordinator



**Alex Wood**  
Executive Director  
of HuskerVision



**Brett Woods**  
Assistant Director  
of Sport Psychology



**Andrew Zimmer**  
Academics  
Computer Specialist



**Keith Zimmer**  
Senior Associate A.D./  
Life Skills

ADMINISTRATION



The 'Go Big' project unveiled in September of 2019 will include a training table and academic support facilities for student-athletes across all 24 Nebraska sports. It will be located next to Memorial Stadium and is expected to open in the summer of 2022.



# 2019-20 OPPONENTS

15-4 (3-3)	FOULS	U	20:00	U	FOULS	15-2 (6-0)		
FG 0/0	SPT 0/0	FT 0/0	0 0 0	FG % 3PT % FT %	0 0 0	FG 0/0	SPT 0/0	FT 0/0



# N 2019-20 NEBRASKA BASKETBALL

## BIG TEN COMPOSITE SCHEDULE

### NOVEMBER

5	Appalachian State at Michigan	6 p.m.	BTN	Wisconsin vs. Richmond	6 p.m.	ESPN2	18	*Michigan State at Northwestern	7 p.m.	BTN	
	Western Illinois at Indiana	6 p.m.	BTN+	Nebraska vs. Washington State	6:30 p.m.	TBD	19	Maryland at Seton Hall	6 p.m.	FS1	
	Maryland-Eastern Shore at Penn State	6 p.m.	BTN+	Louisiana Tech at Indiana	7:30 p.m.	BTN	20	Central Connecticut State at Penn State	5 p.m.	BTN	
	Holy Cross at Maryland	6:30 p.m.	BTN+	Bradley vs. Northwestern	7:30 p.m.	FS1	21	Presbyterian at Michigan	11 a.m.	BTN	
	Nicholls State at Illinois	7 p.m.	BTN+	26	Michigan State vs. Dayton/Georgia	1:30/7 p.m.	ESPN/ESPN2	Indiana vs. Notre Dame	11 a.m.	ESPN	
	Cleveland State at Minnesota	7 p.m.	BTN+	Wisconsin vs. Auburn/New Mexico	4/6:30 p.m.	ESPN2/ESPN		Purdue vs. Butler	1:30 p.m.	BTN	
	UC Riverside at Nebraska	8 p.m.	BTN+	Nebraska vs. George Mason/Old Dominion	4/6:30 p.m.	TBD		Milwaukee at Wisconsin	4 p.m.	BTN	
	St. Mary's (Calif.) vs. Wisconsin	8 p.m.	ESPNU	NIJT at Rutgers	6 p.m.	BTN		Ohio State vs. Kentucky	4:15 p.m.	CBS	
	Kentucky vs. Michigan State	8:30 p.m.	ESPN	Lindenwood (Mo.) at Illinois	7 p.m.	BTN+		Illinois vs. Missouri	4:30 p.m.	ESPN2	
6	Green Bay at Purdue	6 p.m.	BTN	27	Michigan vs. Iowa State	11 a.m.	ESPN	Minnesota vs. Oklahoma State	4:30 p.m.	ESPN2	
	Cincinnati at Ohio State	7:30 p.m.	FS1	Penn State vs. Ole Miss	4 p.m.	ESPN2		North Dakota at Nebraska	5 p.m.	BTN+	
				Michigan State vs. TBD	TBD	ESPN/2/U		Eastern Michigan at Michigan State	6 p.m.	7 p.m.	
7	Bryant at Rutgers	6 p.m.	BTN	Northwestern vs. Kansas State/Pitt	TBD	FS1		Northwestern at DePaul	7:30 p.m.	CBS SportsNet	
				Nebraska vs. TBD	TBD	TBD		Cincinnati vs. Iowa	8 p.m.	BTN	
8	Eastern Illinois at Wisconsin	7 p.m.	BTN+	28	Maryland vs. Temple	10 a.m.	ESPN2	22	Lafayette at Rutgers	11 a.m.	ESPNU
	Merrimack at Northwestern	7 p.m.	BTN+	Maryland vs. Alabama/North Carolina	12:30/5:30 p.m.	ESPN/2/U					
	Southern Illinois-Edwardsville at Iowa	8 p.m.	BTN	Texas Tech vs. Iowa	7 p.m.	FS	28	Central Michigan at Purdue	11 a.m.	BTN	
	Illinois at Grand Canyon	8 p.m.	FOX 10 Xtra	29	Massachusetts at Rutgers	1 p.m.	BTN+	Wisconsin at Tennessee	1:30 p.m.	CBS	
9	Southern Utah at Nebraska	1 p.m.	BTN+	DePaul at Minnesota	2 p.m.	BTN+		Florida International at Minnesota	2/4 p.m.	BTN	
	Portland State at Indiana	1 p.m.	BTN+	Morgan State at Ohio State	8 p.m.	BTN	29	West Virginia vs. Ohio State	11 a.m.	FS1	
	Texas at Purdue	6 p.m.	FS1	Maryland vs. Harvard/Texas A&M	10:30 a.m./1 p.m.	ESPN/2/News		Cornell at Penn State	11 a.m.	ESPNU	
	Rhode Island at Maryland	8 p.m.	FS1	Penn State vs. Oklahoma State/Syracuse	6/8:30 p.m.	ESPN2/U/News		Bryant at Maryland	11 a.m.	BTN	
	Wagner at Penn State	TBD	BTN+	Iowa vs. Creighton/San Diego State	7/9:30 p.m.	FS1		UMass-Lowell at Michigan	1 p.m.	FS1	
	Oklahoma vs. Minnesota	TBD	BTN	Purdue vs. Virginia Commonwealth	8:30 p.m.	CBS SportsNet		North Carolina A&T at Illinois	1 p.m.	ESPNU	
10	Niagara at Rutgers	Noon	BTN+	Michigan vs. TBD	TBD	ESPN/2/U		Hartford at Northwestern	1/3 p.m.	BTN	
	UMass-Lowell at Ohio State	3 p.m.	ESPNU	30	South Dakota State at Indiana	11 a.m./3 p.m.	BTN/BTN+	Texas A&M-Corpus Christi at Nebraska	1/3 p.m.	BTN	
	Binghamton at Michigan State	6 p.m.	BTN	Purdue vs. Florida State/Tennessee	3/6 p.m.	CBS SportsNet		Kennesaw State at Iowa	4 p.m.	ESPNU	
	Illinois at Arizona	8 p.m.	Pac-12 Net					Arkansas at Indiana	5/7 p.m.	BTN	
11	DePaul at Iowa	7 p.m.	FS1					Western Michigan at Michigan State	5/7 p.m.	BTN	
12	Creighton at Michigan	5:30 p.m.	FS1					30	Caldwell (N.J.) at Rutgers	6 p.m.	BTN+
	North Alabama at Indiana	6 p.m.	BTN+					31	Rider at Wisconsin	6 p.m.	BTN
	Minnesota at Butler	7:30 p.m.	FS1								
13	Villanova at Ohio State	6 p.m.	FS1								
	McNeese State at Wisconsin	6 p.m.	BTN								
	Drexel at Rutgers	7 p.m.	BTN+								
	Purdue at Marquette	8 p.m.	FS1								
	Providence at Northwestern	8 p.m.	BTN								
14	Penn State at Georgetown	5:30 p.m.	FS1								
	Michigan State at Seton Hall	7:30 p.m.	FS1								
15	Elon at Michigan	6 p.m.	BTN								
	Oral Roberts at Iowa	7 p.m.	BTN+								
	South Dakota State at Nebraska	8 p.m.	BTN								
	Minnesota at Utah	8 p.m.	Pac-12 Net								
16	Oakland at Maryland	11 a.m.	BTN+								
	Chicago State at Purdue	1 p.m.	BTN+								
	Rutgers vs. St. Bonaventure	6:30 p.m.	TBD								
	Troy at Indiana	TBD	BTN/BTN+								
17	Marquette at Wisconsin	Noon	FS1								
18	Charleston Southern at Michigan State	5:30 p.m.	BTN								
	Minnesota at Manhattan	6 p.m.	ESPNU								
	Hawaii at Illinois	7 p.m.									
	Stetson at Ohio State	7:30 p.m.	BTN								
19	Bucknell at Penn State	5:30 p.m.	BTN								
	Radford at Northwestern	7 p.m.									
	Fairfield at Maryland	7:30 p.m.	BTN								
20	Princeton at Indiana	6 p.m.	BTN								
	Stephen F. Austin at Rutgers	6 p.m.									
	The Citadel at Illinois	8 p.m.	BTN								
21	North Florida at Iowa	6 p.m.	BTN								
	Central Michigan at Minnesota	7 p.m.									
	Green Bay at Wisconsin	8 p.m.	BTN								
22	George Mason at Maryland	6 p.m.	BTN								
	Houston Baptist at Michigan	6 p.m.	BTN+								
	Purdue Fort Wayne at Ohio State	6 p.m.	BTN+								
	Norfolk State at Northwestern	7 p.m.	BTN+								
	Southern at Nebraska	7 p.m.	BTN+								
23	Jacksonville State at Purdue	TBD	BTN/BTN+								
	Yale at Penn State	TBD	BTN/BTN+								
	Hampton at Illinois	TBD	BTN+								
24	Cal Poly at Iowa	4 p.m.	BTN								
	North Dakota at Minnesota	6 p.m.	BTN								
25	Virginia Tech vs. Michigan State	4 p.m.	ESPN2								
	Kent State at Ohio State	5:30 p.m.	BTN								

### DECEMBER

1	Maryland vs. TBD	TBD	ESPN/2/U	30	Caldwell (N.J.) at Rutgers	6 p.m.	BTN+
2	Miami at Illinois	6 p.m.	ESPN2	31	Rider at Wisconsin	6 p.m.	BTN
	Clemson at Minnesota	8 p.m.	ESPN2				
3	Northwestern at Boston College	6 p.m.	ESPNU				
	Iowa at Syracuse	6/6:30 p.m.	ESPN/ESPN2				
	Michigan at Louisville	6/6:30 p.m.	ESPN/ESPN2				
	Rutgers at Pitt	8 p.m.	ESPNU				
	Florida State at Indiana	8 p.m.	ESPN2				
	Duke at Michigan State	8:30 p.m.	ESPN				
4	Nebraska at Georgia Tech	6:15 p.m.	ESPNU				
	Notre Dame at Maryland	6:15/6:30 p.m.	ESPN/ESPN2				
	Virginia at Purdue	6:15/6:30 p.m.	ESPN/ESPN2				
	Wisconsin at NC State	8:15 p.m.	ESPN2				
	Wake Forest at Penn State	8:15 p.m.	ESPNU				
	Ohio State at North Carolina	8:30 p.m.	ESPN				
6	*Iowa at Michigan	5:30 p.m.	FS1				
7	Nebraska at Creighton	1:30 p.m.	FS1				
	*Illinois at Maryland	4 p.m.	ESPN2				
	*Penn State at Ohio State	TBD	BTN				
	*Indiana at Wisconsin	TBD	BTN				
8	*Northwestern at Purdue	4 p.m.	BTN				
	*Rutgers at Michigan State	6 p.m.	BTN				
9	*Minnesota at Iowa	7 p.m.	BTN				
10	*Maryland at Penn State	6 p.m.	ESPN2				
	Indiana vs. Connecticut	TBD	ESPN				
11	*Wisconsin at Rutgers	6 p.m.	BTN				
	*Michigan at Illinois	8 p.m.	BTN				
12	Iowa at Iowa State	7 p.m.	ESPN2				
13	*Nebraska at Indiana	7 p.m.	BTN				
14	Michigan State vs. Oakland	11 a.m.	ESPN2				
	Oregon at Michigan	11 a.m.	CBS				
	Alabama at Penn State	1 p.m.	BTN				
	Seton Hall at Rutgers	3 p.m.	BTN				
	Old Dominion at Illinois	5 p.m.	BTN				
15	*Purdue at Nebraska	3 p.m.	BTN				
	SIU-Edwardsville at Northwestern	3 p.m.	ESPNU				
	*Ohio State at Minnesota	5:30 p.m.	BTN				
17	Southeast Missouri State at Ohio State	6 p.m.	BTN				
	Purdue at Ohio	8 p.m.	ESPN2				

### JANUARY

2	*Minnesota at Purdue	6 p.m.	BTN
	*Illinois at Michigan State	7 p.m.	FS1
3	*Wisconsin at Ohio State	6 p.m.	FS1
	*Rutgers at Nebraska	7 p.m.	BTN
4	*Indiana at Maryland	11 a.m.	FOX
	*Iowa at Penn State	1 p.m.	BTN
5	*Michigan at Michigan State	12:30/3:30 p.m.	CBS
	*Northwestern at Minnesota	6:30 p.m.	BTN
	*Purdue at Illinois	7 p.m.	FS1
7	*Ohio State at Maryland	6 p.m.	ESPN/ESPN2
	*Penn State at Rutgers	6 p.m.	BTN
	*Iowa at Nebraska	7 p.m.	BTN
8	*Northwestern at Indiana	6 p.m.	BTN
	*Illinois at Wisconsin	8 p.m.	BTN
9	*Purdue at Michigan	6 p.m.	FS1
	*Minnesota at Michigan State	8 p.m.	ESPN/ESPN2
10	*Maryland at Iowa	7 p.m.	FS1
11	*Ohio State at Indiana	11 a.m.	FOX
	*Rutgers at Illinois	TBD	BTN
	*Nebraska at Northwestern	TBD	BTN
	*Wisconsin at Penn State	TBD	BTN
12	*Michigan State at Purdue	11 a.m./2:30 p.m.	CBS
	*Michigan at Minnesota	Noon	BTN
14	*Nebraska at Ohio State	5:30 p.m.	FS1
	*Iowa at Northwestern	7 p.m.	BTN
	*Maryland at Wisconsin	8 p.m.	ESPN/ESPN2
15	*Indiana at Rutgers	6 p.m.	BTN
	*Penn State at Minnesota	8 p.m.	BTN
17	*Wisconsin at Michigan State	6 p.m.	FS1
	*Michigan at Iowa	8 p.m.	FS1
18	*Ohio State at Penn State	11 a.m.	ESPN/2/U
	*Purdue at Maryland	1 p.m.	ESPN/ESPN2
	*Northwestern at Illinois	4 p.m.	BTN
	*Indiana at Nebraska	6 p.m.	BTN
19	*Minnesota at Rutgers	Noon	BTN
21	*Maryland at Northwestern	6 p.m.	FS1
	*Illinois at Purdue	6 p.m.	ESPN/2/U

*Nebraska at Wisconsin	8 p.m.	BTN	27 *Wisconsin at Michigan	6 p.m.	ESPN/ESPN2
22 *Penn State at Michigan	6 p.m.	BTN	*Indiana at Purdue	6 p.m.	FS1
*Rutgers at Iowa	8 p.m.	BTN	*Illinois at Northwestern	7 p.m.	BTN
23 *Minnesota at Ohio State	5:30 p.m.	FS1	*Ohio State at Nebraska	8 p.m.	ESPN/2/U
24 *Wisconsin at Purdue	6 p.m.	FS1	29 *Penn State at Iowa	11 a.m.	BTN
25 *Illinois at Michigan	11 a.m.	FS1	*Michigan State at Maryland	3/5/7 p.m.	ESPN/ESPN2
*Nebraska at Rutgers	1 p.m.	BTN	<b>MARCH</b>		
26 *Maryland at Indiana	Noon	CBS	1 *Indiana at Illinois	11 a.m.	BTN
*Michigan State at Minnesota	2 p.m.	FOX	*Michigan at Ohio State	3 p.m.	CBS
*Ohio State at Northwestern	5:30 p.m.	BTN	*Northwestern at Nebraska	3:15 p.m.	BTN
27 *Wisconsin at Iowa	7:30 p.m.	BTN	3 *Michigan State at Penn State	6 p.m.	ESPN/ESPN2
28 *Michigan at Nebraska	6 p.m.	ESPN/2/U	*Maryland at Rutgers	6 p.m.	BTN
*Purdue at Rutgers	7 p.m.	BTN	*Purdue at Iowa	8 p.m.	BTN
29 *Northwestern at Michigan State	5:30 p.m.	BTN	4 *Minnesota at Indiana	6 p.m.	BTN
*Indiana at Penn State	7:30 p.m.	BTN	*Northwestern at Wisconsin	8 p.m.	BTN
30 *Minnesota at Illinois	6:30 p.m.	FS1	5 *Nebraska at Michigan	5:30 p.m.	FS1
*Iowa at Maryland	7:30 p.m.	BTN	*Illinois at Ohio State	6 p.m.	ESPN/ESPN2
<b>FEBRUARY</b>			7 *Wisconsin at Indiana	11 a.m.	ESPN/ESPN2
1 *Indiana at Ohio State	11 a.m.	ESPN/ESPN2	*Rutgers at Purdue	1 p.m.	BTN
*Michigan State at Wisconsin	Noon	FOX	*Penn State at Northwestern	3 p.m.	BTN
*Rutgers vs. Michigan	3:30 p.m.	BTN	8 *Michigan at Maryland	11 a.m.	FOX
*Penn State at Nebraska	6 p.m.	BTN	*Nebraska at Minnesota	Noon	BTN
*Purdue at Northwestern	8 p.m.	BTN	*Ohio State at Michigan State	3:30 p.m.	CBS
2 *Illinois at Iowa	Noon	FS1	*Iowa at Illinois	6 p.m.	BTN
4 *Rutgers at Maryland	6 p.m.	FS1	11 Big Ten Tournament Game #1	5:30 p.m.	BTN
*Ohio State at Michigan	6 p.m.	ESPN/ESPN2	Big Ten Tournament Game #2	8 p.m.	BTN
*Penn State at Michigan State	7 p.m.	BTN	12 Big Ten Tournament Game #3	11:30 a.m.	BTN
5 *Iowa at Purdue	6 p.m.	BTN	Big Ten Tournament Game #4	1:30 p.m.	BTN
*Wisconsin at Minnesota	8 p.m.	BTN	Big Ten Tournament Game #5	6 p.m.	BTN
7 *Maryland at Illinois	7 p.m.	FS1	Big Ten Tournament Game #6	8 p.m.	BTN
8 *Michigan State at Michigan	11 a.m.	FOX	13 Big Ten Tournament Game #7	11:30 a.m.	BTN
*Purdue at Indiana	1 p.m.	ESPN/ESPN2	Big Ten Tournament Game #8	1:30 p.m.	BTN
*Minnesota at Penn State	3 p.m.	BTN	Big Ten Tournament Game #9	6 p.m.	BTN
*Nebraska at Iowa	5 p.m.	BTN	Big Ten Tournament Game #10	8 p.m.	BTN
9 *Ohio State at Wisconsin	Noon	CBS	14 Big Ten Tournament Game #11	Noon	CBS Sports
*Northwestern at Rutgers	5:30 p.m.	BTN	Big Ten Tournament Game #12	2:30 p.m.	CBS Sports
11 *Penn State at Purdue	5:30 p.m.	BTN	15 Big Ten Tournament Championship Game	2:30 p.m.	CBS Sports
*Nebraska at Maryland	7:30 p.m.	BTN	<i>All times listed are Central; Dates and times subject to change Schedule as of Sept. 22</i>		
*Michigan State at Illinois	8 p.m.	ESPN/ESPN2			
12 *Rutgers at Ohio State	6 p.m.	BTN			
*Michigan at Northwestern	8 p.m.	BTN			
13 *Iowa at Indiana	7 p.m.	BTN			
15 *Purdue at Ohio State	11 a.m.	FOX			
*Northwestern at Penn State	11 a.m.	BTN			
*Wisconsin at Nebraska	1:15 p.m.	BTN			
*Illinois at Rutgers	3:30 p.m.	BTN			
*Maryland at Michigan State	5/7 p.m.	ESPN/ESPN2			
16 *Indiana at Michigan	Noon	CBS			
*Iowa at Minnesota	Noon	FS1			
18 *Illinois at Penn State	5:30 p.m.	FS1			
*Purdue at Wisconsin	6 p.m.	ESPN/ESPN2			
*Northwestern at Maryland	7 p.m.	BTN			
19 *Michigan at Rutgers	6 p.m.	BTN			
*Indiana at Minnesota	8 p.m.	BTN			
20 *Ohio State at Iowa	6 p.m.	ESPN/ESPN2			
*Michigan State at Nebraska	7:30 p.m.	FS1			
22 *Michigan at Purdue	1 p.m.	ESPN/ESPN2			
23 *Penn State at Indiana	11 a.m.	FS1			
*Rutgers at Wisconsin	Noon	BTN			
*Michigan at Purdue	1 p.m.	ESPN/ESPN2			
*Minnesota at Northwestern	2 p.m.	BTN			
*Maryland at Ohio State	4 p.m.	CBS			
24 *Nebraska at Illinois	7 p.m.	BTN			
25 *Iowa at Michigan State	6 p.m.	ESPN/ESPN2			
26 *Rutgers at Penn State	6 p.m.	BTN			
*Maryland at Minnesota	8 p.m.	BTN			



Mercedes-Benz Stadium in Atlanta is the site of the 2020 NCAA Final Four.

**2020 NCAA TOURNAMENT  
68-TEAM FIELD ANNOUNCEMENT**

Sunday, March 15, 2020

**FIRST FOUR**

Tuesday-Wednesday, March 17-18, 2020

Site (host): Dayton, Ohio: University of Dayton Arena

**FIRST/SECOND ROUNDS**

Thursday and Saturday, March 19 and 21, 2020

Site (host): Albany, N.Y.; XL Times Union Center (MAAC)

Site (host): Spokane, Wash.; Spokane Veterans Memorial Arena (Idaho)

Site (host): St. Louis, Mo.; Enterprise Center (Missouri Valley Conference)

Site (host): Tampa, Fla.; Amalie Arena (South Florida)

Friday and Sunday, March 20 and 22, 2020

Site (host): Greensboro, N.C.; Greensboro Coliseum (ACC)

Site (host): Omaha, Neb.; CenturyLink Center Omaha (Creighton)

Site (host): Sacramento, Calif.; Golden 1 Center (Sacramento State)

Site (host): Cleveland, Ohio; Quicken Loans Arena (Cleveland State)

**NCAA REGIONALS (MIDWEST/WEST)**

Thursday and Saturday, March 26 and 28, 2020

Site (host): Indianapolis, Ind.; Lucas Oil Stadium (Horizon League/IUPUI)

Site (host): Los Angeles, Calif.; STAPLES Center (Pepperdine)

**NCAA REGIONALS (EAST/SOUTH)**

Friday and Sunday, March 27 and 29, 2020

Site (host): Houston, Texas; Toyota Center (Houston)

Site (host): New York, N.Y.; Madison Square Garden (St. John's/Big East)

**FINAL FOUR**

Saturday and Monday, April 4 and April 6, 2020

Site (host): Atlanta, Ga.; Mercedes-Benz Stadium (Georgia Tech)

Tentative Tip-off times are 5:07 p.m. & 8:18 p.m. (CT)

**FUTURE FINAL FOUR SITES**

April 3 & 5, 2021 at Lucas Oil Stadium; Indianapolis, Ind.

April 2 & 4, 2022 at Mercedes-Benz Superdome; New Orleans, La.

April 1 & 3, 2023 at NRG Stadium; Houston, Texas

April 6 & 8, 2024 at University of Phoenix Stadium, Phoenix, Ariz.

April 5 & 7, 2025 at Alamodome, San Antonio, Texas

April 4 & 6, 2026 at Lucas Oil Stadium, Indianapolis, Ind.



2019-20 **NEBRASKA BASKETBALL**  
**NON-CONFERENCE OPPONENTS**

**UC RIVERSIDE**  
 NOV. 5 | 8 P.M. | BTN

**GENERAL INFO**

Location ..... Riverside, Calif.  
 Founded ..... 1907  
 Enrollment ..... 20,581  
 Nickname ..... Highlanders  
 Colors ..... Sky Blue and Gold  
 Chancellor ..... Kim A. Wilcox  
 Athletics Director ..... Tamica Smith Jones  
 Conference ..... Big West  
 Arena ..... SRC Arena (3,168)  
 Website ..... Gohighlanders.com  
 MBB Twitter ..... @ucrbmb

**TEAM INFORMATION**

2018-19 Record (Conf. Record) ..... 10-23 (4-14, 8th)  
 Lettermen R/L ..... 6/4  
 Starters R/L ..... 3/2

**SERIES INFORMATION**

Overall ..... First Meeting  
 In Lincoln ..... First Meeting  
 Last Meeting ..... N/A

**HEAD COACH**

Head Coach (Year) ..... David Patrick (UL-Lafayette, 2000)  
 Record at School ..... 10-23 (One season)  
 Overall Record ..... Same

**MEDIA RELATIONS**

Basketball Contact ..... Daniel Moebus-Bowles  
 Office ..... (951) 827-4571  
 Email ..... dmbowles@ucr.edu  
 Press Row Phone ..... (310) 428-5944

**SOUTHERN UTAH**  
 NOV. 9 | 1 P.M. | BTN+

**GENERAL INFO**

Location ..... Cedar City, Utah  
 Founded ..... 1897  
 Enrollment ..... 10,296  
 Nickname ..... Thunderbirds or T-Birds  
 Colors ..... Red & White  
 President ..... Scott L. Wyatt  
 Athletics Director ..... Debbie Corum  
 Conference ..... Big Sky Conference  
 Arena ..... America First Event Center (5,000)  
 Website ..... suutbirds.com  
 MBB Twitter ..... @SUUBasketball

**TEAM INFORMATION**

2018-19 Record (Conf. Record) ..... 17-17 (9-11, 7th)  
 Lettermen R/L ..... 6/2  
 Starters R/L ..... 4/1

**SERIES INFORMATION**

Overall ..... Nebraska leads, 4-0  
 In Lincoln ..... Nebraska leads, 3-0  
 Last Meeting .. Nebraska 94, Southern Utah 61 (12/29/2009)

**HEAD COACH**

Head Coach (Year) ..... Todd Simon (Central Michigan, 2003)  
 Record at School ..... 36-63 (Three seasons)  
 Overall Record ..... 45-71 (Four seasons)

**MEDIA RELATIONS**

Basketball Contact ..... Bryson Lester  
 Office ..... (801) 860-8653  
 Email ..... brysonlester@suu.edu  
 Press Row Phone ..... (801) 860-8653

**SOUTH DAKOTA STATE**  
 NOV. 15 | 8 P.M. | BTN

**GENERAL INFO**

Location ..... Brookings, S.D.  
 Founded ..... 1881  
 Enrollment ..... 12,107  
 Nickname ..... Jackrabbits  
 Colors ..... Yellow and Blue  
 President ..... Barry H. Dunn  
 Athletics Director ..... Justin Sell  
 Conference ..... Summit League  
 Arena ..... Frost Arena (6,500)  
 Website ..... GoJacks.com  
 MBB Twitter ..... @GoJacksMBB

**TEAM INFORMATION**

2018-19 Record (Conf. Record) ..... 24-9 (14-2, 1st)  
 Lettermen R/L ..... 1/4  
 Starters R/L ..... 6/5

**SERIES INFORMATION**

Overall ..... Nebraska leads, 12-0  
 In Lincoln ..... Nebraska leads, 12-0  
 Last Meeting ..... Nebraska 76, SDSU 64 (11/26/2011)

**HEAD COACH**

Head Coach (Year) ..... Eric Henderson (Wayne State, 2000)  
 Record at School ..... 0-0 (First season)  
 Overall Record ..... 0-0 (First season)

**MEDIA RELATIONS**

Basketball Contact ..... Andrew Sogn  
 Office ..... (605) 688-4822  
 Email ..... Andrew.Sogn@sdstate.edu  
 Press Row Phone ..... (605) 688-4623

**SOUTHERN**  
 NOV. 22 | 7 P.M. | BTN+

**GENERAL INFO**

Location ..... Baton Rouge, La.  
 Founded ..... 1880  
 Enrollment ..... 7,277  
 Nickname ..... Jaguars  
 Colors ..... Columbia Blue and Gold  
 President ..... Dr. Ray L. Belton  
 Athletics Director ..... Roman Banks  
 Conference ..... Southwestern Athletic  
 Arena ..... F.G. Clark Center (7,500)  
 Website ..... gojagsports.com  
 MBB Twitter ..... @SouthernUsports

**TEAM INFORMATION**

2018-19 Record (Conf. Record) ..... 7-25 (6-12, t-7th)  
 Lettermen R/L ..... 4/10  
 Starters R/L ..... 1/4

**SERIES INFORMATION**

Overall ..... Nebraska leads, 2-0  
 In Lincoln ..... Nebraska leads, 2-0  
 Last Meeting ..... NU 81, Southern 76 (12/20/2016)

**HEAD COACH**

Head Coach (Year) ..... Sean Woods (Kentucky, 1992)  
 Record at School ..... 7-25 (One season)  
 Overall Record ..... 134-175 (10 seasons)

**MEDIA RELATIONS**

Basketball Contact ..... Rodney Kirschner  
 Office ..... (225)-771-5609  
 Email ..... rodney\_kirschner@subr.edu  
 Press Row Phone ..... N/A

**WASHINGTON STATE**  
**CAYMAN ISLANDS CLASSIC**  
 NOV. 25 | 6:30 P.M. | TBD

**GENERAL INFO**

Location ..... Pullman, Wash.  
 Founded ..... 1880  
 Enrollment ..... 20,286  
 Nickname ..... Cougars  
 Colors ..... Crimson and Gray  
 President ..... Kirk Schulz  
 Athletics Director ..... Patrick Chun  
 Conference ..... Pac-12  
 Arena ..... Friel Court (11,671)  
 Website ..... wsucougars.com  
 MBB Twitter ..... @WSUCougarMBB

**TEAM INFORMATION**

2018-19 Record (Conf. Record) ..... 11-20 (4-14, 11th)  
 Lettermen R/L ..... 5/6  
 Starters R/L ..... 3/2

**SERIES INFORMATION**

Overall ..... Nebraska leads, 6-2  
 At Neutral Sites ..... Nebraska leads, 1-0  
 Last Meeting ..... NU 95, Washington St. 84 (11/21/1998)

**HEAD COACH**

Head Coach (Year) ..... Kyle Smith (Hamilton College, 1992)  
 Record at School ..... 0-0 (First season)  
 Overall Record ..... 164-122 (Nine seasons)

**MEDIA RELATIONS**

Basketball Contact ..... Ben Laskey  
 Office ..... (509) 335-0265  
 Email ..... ben.laskey@wsu.edu  
 Press Row Phone ..... (509) 335-4940

**GEORGE MASON (POSSIBLE OPPONENT)**  
**CAYMAN ISLANDS CLASSIC**  
 NOV. 26 | 4 OR 6:30 P.M. | TBD

**GENERAL INFO**

Location ..... Fairfax, Va.  
 Founded ..... 1957  
 Enrollment ..... 26,192  
 Nickname ..... Patriots  
 Colors ..... Green and Gold  
 President ..... Anna Holton  
 Athletics Director ..... Brad Edwards  
 Conference ..... Atlantic 10  
 Arena ..... EagleBank Arena (7,860)  
 Website ..... GoMason.com  
 MBB Twitter ..... @MasonMBB

**TEAM INFORMATION**

2018-19 Record (Conf. Record) ..... 18-15 (11-7, 5th)  
 Lettermen R/L ..... 10/6  
 Starters R/L ..... 3/2

**SERIES INFORMATION**

Overall ..... First Meeting  
 At Neutral Sites ..... First Meeting  
 Last Meeting ..... N/A

**HEAD COACH**

Head Coach (Year) ..... Dave Paulsen (Williams College, 1987)  
 Record at School ..... 65-67 (Four seasons)  
 Overall Record ..... 461-281 (25 seasons)

**MEDIA RELATIONS**

Basketball Contact ..... Mark LaFrance  
 Office ..... (508) 577-7282  
 Email ..... mlafran@gmu.edu  
 Press Row Phone ..... (703) 993-3044

**OLD DOMINION (POSSIBLE OPPONENT)**  
**CAYMAN ISLANDS CLASSIC**  
 NOV. 26 | 4 OR 6:30 P.M. | TBD

**GENERAL INFO**

Location ..... Norfolk, Va.  
 Founded ..... 1930  
 Enrollment ..... 24,828  
 Nickname ..... Monarchs  
 Colors ..... Slate Blue, Silver and Light Blue  
 President ..... John R. Broderick  
 Athletics Director ..... Dr. Wood Selig  
 Conference ..... Conference USA  
 Arena ..... Ted Constant Convocation Center (8,472)  
 Website ..... oduports.com  
 MBB Twitter ..... @ODUMensHoops

**TEAM INFORMATION**

2018-19 Record (Conf. Record) ..... 26-9 (13-5, 1st)  
 Lettermen R/L ..... 6/4  
 Starters R/L ..... 2/3

**SERIES INFORMATION**

Overall ..... Nebraska leads, 1-0  
 At Neutral Sites ..... Nebraska leads, 1-0  
 Last Meeting ..... NU 72, Old Dominion 66 (12/30/1996)

**HEAD COACH**

Head Coach (Year) ..... Jeff Jones (Virginia, 1982)  
 Record at School ..... 140-67 (Six seasons)  
 Overall Record ..... 471-345 (27 seasons)

**MEDIA RELATIONS**

Basketball Contact ..... Grant Gardner  
 Office ..... (757) 683-5520  
 Email ..... gagardne@odu.edu  
 Press Row Phone ..... (757) 683-5596

**NEW MEXICO STATE (POSSIBLE OPPONENT)**  
**CAYMAN ISLANDS CLASSIC**  
 NOV. 27 | TBA | TBD

**GENERAL INFO**

Location ..... Las Cruces, N.M.  
 Founded ..... 1888  
 Enrollment ..... 14,289  
 Nickname ..... Aggies  
 Colors ..... Crimson & White  
 Chancellor ..... Dr. Dan Arvizu  
 Athletics Director ..... Mario Moccia  
 Conference ..... Western Athletic  
 Arena ..... Pan American Center (12,572)  
 Website ..... nmstatesports.com  
 MBB Twitter ..... @NMStateMBB

**TEAM INFORMATION**

2018-19 Record (Conf. Record) ..... 28-6 (12-2, 1st)  
 Lettermen R/L ..... 9/4  
 Starters R/L ..... 4/1

**SERIES INFORMATION**

Overall ..... Tied, 1-1  
 At Neutral Sites ..... New Mexico State leads, 1-0  
 Last Meeting ..... New Mexico St. 93, NU 73 (3/19/1993)

**HEAD COACH**

Head Coach (Year) ..... Chris Jans (Loras, 1991)  
 Record at School ..... 58-11 (Two seasons)  
 Overall Record ..... 79-23 (Three seasons)

**MEDIA RELATIONS**

Basketball Contact ..... John Vu  
 Office ..... (575) 646-4120  
 Email ..... jvu@nmsu.edu  
 Press Row Phone ..... (575) 646-3400

**COLORADO STATE (POSSIBLE OPPONENT)**  
**CAYMAN ISLANDS CLASSIC**  
 NOV. 27 | TBA | TBD

**GENERAL INFO**

Location ..... Fort Collins, Colo.  
 Founded ..... 1870  
 Enrollment ..... 33,877  
 Nickname ..... Rams  
 Colors ..... Green and Gold  
 President ..... Joyce McConnell  
 Athletics Director ..... Joe Parker  
 Conference ..... Mountain West  
 Arena ..... Moby Arena (8,145)  
 Website ..... CSURams.com  
 MBB Twitter ..... @CSUMBasketball

**TEAM INFORMATION**

2018-19 Record (Conf. Record) ..... 12-20 (7-11, 10th)  
 Lettermen R/L ..... 5/5  
 Starters R/L ..... 4/1

**SERIES INFORMATION**

Overall ..... Nebraska leads, 7-3  
 At Neutral Sites ..... Colorado State leads, 1-0  
 Last Meeting ..... Colorado State 75, NU 49 (12/12/1998)

**HEAD COACH**

Head Coach (Year) ..... Niko Medved (Minnesota, 1997)  
 Record at School ..... 12-20 (One season)  
 Overall Record ..... 91-107 (Five seasons)

**MEDIA RELATIONS**

Basketball Contact ..... John A. Martin  
 Office ..... (540) 476-1259  
 Email ..... john.a.martin@colostate.edu  
 Press Row Phone ..... (970) 491-3981

**SOUTH FLORIDA (POSSIBLE OPPONENT)**  
**CAYMAN ISLANDS CLASSIC**  
 NOV. 27 | TBA | TBD

**GENERAL INFO**

Location ..... Tampa, Fla.  
 Founded ..... 1956  
 Enrollment ..... 50,577  
 Nickname ..... Bulls  
 Colors ..... Green & Gold  
 President ..... Dr. Steven Currall  
 Athletics Director ..... Michael Kelly  
 Conference ..... American Athletic  
 Arena ..... Yuengling Center (10,411)  
 Website ..... GoUSFBulls.com  
 MBB Twitter ..... @USFMBB

**TEAM INFORMATION**

2018-19 Record (Conf. Record) ..... 24-14 (8-10, t-8th)  
 Lettermen R/L ..... 10/3  
 Starters R/L ..... 5/0

**SERIES INFORMATION**

Overall ..... Tied, 1-1  
 At Neutral Sites ..... First Meeting  
 Last Meeting ..... Nebraska 75, South Florida 52 (12/6/2003)

**HEAD COACH**

Head Coach (Year) ..... Brian Gregory (Oakland, 1990)  
 Record at School ..... 34-36 (Two seasons)  
 Overall Record ..... 282-216 (15 seasons)

**MEDIA RELATIONS**

Basketball Contact ..... Jay D'Abramo  
 Office ..... (813) 974-7099  
 Email ..... jdabramo@usf.edu  
 Press Row Phone ..... (813) 210-7333

**LOYOLA (ILL.) (POSSIBLE OPPONENT)**  
**CAYMAN ISLANDS CLASSIC**  
 NOV. 27 | TBA | TBD

**GENERAL INFO**

Location ..... Chicago, Ill.  
 Founded ..... 17,007  
 Enrollment ..... 18,700  
 Nickname ..... Ramblers  
 Colors ..... Maroon & Gold  
 President ..... Jo Ann Rooney, Ph.D.  
 Athletics Director ..... Steve Watson  
 Conference ..... Missouri Valley  
 Arena ..... Gentile Arena (4,963)  
 Website ..... loyolaramblers.com  
 MBB Twitter ..... @RamblersMBB

**TEAM INFORMATION**

2018-19 Record (Conf. Record) ..... 20-14 (12-6, t-1st)  
 Lettermen R/L ..... 3/2  
 Starters R/L ..... 8/5

**SERIES INFORMATION**

Overall ..... Tied, 1-1  
 At Neutral Sites ..... First Meeting  
 Last Meeting ..... NU 39, Loyola 38 (2/19/1938)

**HEAD COACH**

Head Coach (Year) ..... Porter Moser (Creighton, 1990)  
 Record at School ..... 141-125 (Eight seasons)  
 Overall Record ..... 246-226 (15 seasons)

**MEDIA RELATIONS**

Basketball Contact ..... Bill Behrns  
 Office ..... (773) 508-2497  
 Email ..... bbehrens@luc.edu  
 Press Row Phone ..... (773) 274-3550

**GEORGIA TECH**  
**BIG TEN/ACC CHALLENGE**  
 DEC. 4 | 6:15 P.M. | ESPN

**GENERAL INFO**

Location ..... Atlanta, Ga.  
 Founded ..... 1885  
 Enrollment ..... 32,700  
 Nicknames ..... Yellow Jackets, Ramblin' Wreck  
 Colors ..... Old Gold and White  
 President ..... Dr. Angel Cabrera  
 Athletics Director ..... Todd Stansbury  
 Conference ..... Atlantic Coast  
 Arena ..... McCamish Pavilion (8,600)  
 Website ..... Ramblinwreck.com  
 MBB Twitter ..... @GTMMBB

**TEAM INFORMATION**

2018-19 Record (Conf. Record) ..... 14-18 (6-12, 10th)  
 Lettermen R/L ..... 11/4  
 Starters R/L ..... 5/0

**SERIES INFORMATION**

Overall ..... Georgia Tech leads, 1-0  
 In Atlanta ..... Georgia Tech leads, 1-0  
 Last Meeting ..... Georgia Tech 66, NU 49 (12/28/1983)

**HEAD COACH**

Head Coach (Year) ..... Josh Pastner (Arizona, 1997)  
 Record at School ..... 48-53 (Three seasons)  
 Overall Record ..... 215-126 (10 seasons)

**MEDIA RELATIONS**

Basketball Contact ..... Mike Stamus  
 Office ..... (404) 218-9723  
 Email ..... mstamus@athletics.gatech.edu  
 Press Row Phone ..... (404) 894-5458



**CREIGHTON**  
DEC. 7 | 1:30 P.M. | FSI

**GENERAL INFO**

Location.....Omaha, Neb.  
Founded.....1878  
Enrollment.....8,910  
Nickname.....Bluejays  
Colors.....Blue and White  
President.....Rev. Daniel S. Hendrickson, S.J., Ph.D.  
Athletics Director.....Bruce Rasmussen  
Conference.....Big East  
Arena.....Chi Health Center Omaha (17,352)  
Website.....Gocreighton.com  
MBB Twitter.....@BluejayMBB

**TEAM INFORMATION**

2018-19 Record (Conf. Record).....20-15 (9-9, t-3rd)  
Lettermen R/L.....9/4  
Starters R/L.....4/1

**SERIES INFORMATION**

Overall.....Tied, 26-26  
In Omaha.....Creighton leads, 17-9  
Last Meeting.....Nebraska 94, Creighton 75 (12/8/2018)

**HEAD COACH**

Head Coach (Year) ..Greg McDermott (Northern Iowa, 1988)  
Record at School.....209-109 (Nine seasons)  
Overall Record.....487-304 (25 seasons)

**MEDIA RELATIONS**

Basketball Contact.....Rob Anderson  
Office/Cell.....(402) 280-5544/(402) 660-5854  
Email.....randerson@creighton.edu  
Press Row Phone.....(402) 599-6640

**INDIANA**

**BLOOMINGTON, IND. | DEC. 13 | 7 P.M. | BTN**  
**LINCOLN, NEB. | JAN. 18 | 6 P.M. | BTN**

**GENERAL INFO**

Location.....Bloomington, Ind.  
Founded.....1820  
Enrollment.....48,514  
Nickname.....Hoosiers  
Colors.....Cream and Crimson  
President.....Michael A. McRobbie  
Athletics Director.....Fred Glass  
Conference.....Big Ten  
Arena.....Simon Skjodt Assembly Hall (17,357)  
Website.....IUhoosiers.com  
MBB Twitter.....@IndianaMBB

**TEAM INFORMATION**

2018-19 Record.....19-16 (8-12, t-8th)  
Postseason Finish.....NIT Quarterfinals  
Lettermen R/L.....7/9  
Starters R/L.....3/2

**HEAD COACH**

Head Coach (Year).....Archie Miller (NC State, 2002)  
Record at School.....35-31 (Two seasons)  
Overall Record.....174-94 (Eight seasons)

**MEDIA RELATIONS**

Basketball Contact.....J.D. Campbell  
Office/Cell.....(812) 856-0146/(812) 322-1437  
Email.....jc56@indiana.edu  
Press Row Phone.....(812) 855-2754

**NORTH DAKOTA**  
DEC. 21 | 5 P.M. | BTN+

**GENERAL INFO**

Location.....Grand Forks, N.D.  
Founded.....1883  
Enrollment.....13,847  
Nickname.....Fighting Hawks  
Colors.....Kelly Green & White  
President.....Dr. Joshua Wynne  
Athletics Director.....Bill Chaves  
Conference.....Summit League  
Arena.....Betty Engelstad Sioux Center (3,064)  
Website.....Fightinghawks.com  
MBB Twitter.....@UNDMBasketball

**TEAM INFORMATION**

2018-19 Record (Conf. Record).....12-18 (6-10, 7th)  
Lettermen R/L.....10/4  
Starters R/L.....3/2

**SERIES INFORMATION**

Overall.....Nebraska leads, 3-1  
In Lincoln.....Nebraska leads, 3-0  
Last Meeting.....Nebraska 92, North Dakota 70 (11/19/2018)

**HEAD COACH**

Head Coach (Year).....Paul Sather (Northern State, 1996)  
Record at School.....0-0 (First season)  
Overall Record.....288-151 (14 seasons)

**MEDIA RELATIONS**

Basketball Contact.....Alec Stocker Johnson  
Office.....(701) 777.2986  
Email.....alec.stocker.johnson@und.edu  
Press Row Phone.....(701) 777-5061

**PURDUE**

**LINCOLN, NEB. | DEC. 15 | 3 P.M. | BTN**

**GENERAL INFO**

Location.....West Lafayette, Ind.  
Founded.....1869  
Enrollment.....43,411  
Nickname.....Boilermakers  
Colors.....Old Gold & Black  
President.....Mitchell E. Daniels Jr.  
Athletics Director.....Mike Bobinski  
Conference.....Big Ten  
Arena.....Mackey Arena (14,804)  
Website.....purduesports.com  
MBB Twitter.....@BoilerBall

**TEAM INFORMATION**

2018-19 Record.....26-10 (16-4, t-1st)  
Postseason Finish.....NCAA Elite Eight  
Lettermen R/L.....8/3  
Starters R/L.....2/3

**HEAD COACH**

Head Coach (Year).....Matt Painter (Purdue, 1994)  
Record at School.....321-159 (15 seasons)  
Overall Record.....346-164 (16 seasons)

**MEDIA RELATIONS**

Basketball Contact.....Chris Forman  
Office/Cell.....(765) 494-3201/(413) 687-4590  
Email.....cforman@purdue.edu  
Press Row Phone.....(765) 494-6365

**TEXAS A&M-CORPUS CHRISTI**  
DEC. 29 | 1 OR 3 P.M. | BTN

**GENERAL INFO**

Location.....Corpus Christi, Texas  
Founded.....1947  
Enrollment.....12,202  
Nickname.....Islanders  
Colors.....Blue, Green and White  
President.....Dr. Kelly Quintanilla  
Athletics Director.....Jon Palumbo  
Conference.....Southland  
Arena.....American Bank Center (8,100)  
Website.....goislanders.com  
MBB Twitter.....@Go\_Islanders

**TEAM INFORMATION**

2018-19 Record (Conf. Record).....14-18 (9-9, 6th)  
Lettermen R/L.....9/5  
Starters R/L.....2/3

**SERIES INFORMATION**

Overall.....First Meeting  
In Lincoln.....First Meeting  
Last Meeting.....N/A

**HEAD COACH**

Head Coach (Year).....Willis Wilson (Rice, 1982)  
Record at School.....124-133 (Eight seasons)  
Overall Record.....342-380 (24 seasons)

**MEDIA RELATIONS**

Basketball Contact.....Marshall Fey  
Office.....(361) 825-3410  
Email.....marshall.fey@tamucc.edu  
Press Row Phone.....(361) 793-8276

**RUTGERS**

**LINCOLN, NEB. | JAN. 3 | 7 P.M. | BTN**  
**PISCATAWAY, N.J. | JAN. 25 | 1 P.M. | BTN**

**GENERAL INFO**

Location.....Piscataway, N.J.  
Founded.....1766  
Enrollment.....49,577  
Nickname.....Scarlet Knights  
Color.....Scarlet  
President.....Robert Barchi  
Athletics Director.....Patrick Hobbs  
Conference.....Big Ten  
Arena.....Rutgers Athletic Center (8,000)  
Website.....scarletknights.com  
MBB Twitter.....@RutgersMBB

**TEAM INFORMATION**

2018-19 Record.....14-17 (7-13, 12th)  
Postseason Finish.....None  
Lettermen R/L.....10/3  
Starters R/L.....3/2

**HEAD COACH**

Head Coach.....Steve Pikiell (Connecticut, 1990)  
Record at School.....44-54 (Three seasons)  
Overall Record.....236-210 (14 seasons)

**MEDIA RELATIONS**

Basketball Contact.....Kevin Lorincz  
Office/Cell.....(732) 445-8112/(732) 801-4067  
Email.....klorincz@scarletknights.com  
Press Row Phone.....(732) 445-7894

**IOWA**

LINCOLN, NEB. | JAN. 7 | 8 P.M. | BTN  
IOWA CITY, IOWA | FEB. 8 | 5 P.M. | BTN

**GENERAL INFO**

Location ..... Iowa City, Iowa  
Founded ..... 1847  
Enrollment ..... 33,564  
Nickname ..... Hawkeyes  
Colors ..... Gold and Black  
President ..... Bruce Harreld  
Athletics Director ..... Gary Barta  
Conference ..... Big Ten  
Arena ..... Carver-Hawkeye Arena (15,500)  
Website ..... hawkeyesports.com  
MBB Twitter ..... @IowaHoops

**TEAM INFORMATION**

2018-19 Record ..... 23-12 (10-10, 6th)  
Postseason Finish ..... NCAA Second Round  
Lettermen R/L ..... 11/4  
Starters R/L ..... 3/2

**HEAD COACH**

Head Coach (Year) ..... Fran McCaffery (Pennsylvania, 1982)  
Record at School ..... 174-132 (Nine seasons)  
Overall Record ..... 425-309 (23 seasons)

**MEDIA RELATIONS**

Basketball Contact ..... Matthew Weitzel  
Office/Cell ..... (319) 335-6590/(319) 430-8176  
Email ..... matthew.weitzel@uiowa.edu  
Press Row Phone ..... (319) 335-7284

**WISCONSIN**

MADISON, WIS. | JAN. 21 | 8 P.M. | BTN  
LINCOLN, NEB. | FEB. 15 | 1:15 P.M. | BTN

**GENERAL INFO**

Location ..... Madison, Wis.  
Founded ..... 1848  
Enrollment ..... 42,041  
Nickname ..... Badgers  
Colors ..... Cardinal and White  
Chancellor ..... Rebecca Blank  
Athletics Director ..... Barry Alvarez  
Conference ..... Big Ten  
Arena ..... Kohl Center (17,287)  
Website ..... UWBadgers.com  
MBB Twitter ..... @BadgerMBB

**TEAM INFORMATION**

2018-19 Record ..... 23-11 (14-6, 4th)  
Postseason Finish ..... NCAA First Round  
Lettermen R/L ..... 9/4  
Starters R/L ..... 3/2

**HEAD COACH**

Head Coach (Year) ..... Greg Gard (UW-Platteville, 1995)  
Record at School ..... 80-47 (Three seasons)  
Overall Record ..... Same

**MEDIA RELATIONS**

Basketball Contact ..... Patrick Herb  
Office/Cell ..... (608) 890-2477/ (608) 957-2085  
Email ..... PAH@athletics.wisc.edu  
Press Row Phone ..... (608) 265-4333

**NORTHWESTERN**

EVANSTON, ILL. | JAN. 11 | TBD | BTN  
LINCOLN, NEB. | MARCH 1 | 3:15 P.M. | BTN

**GENERAL INFO**

Location ..... Evanston, Ill.  
Founded ..... 1851  
Enrollment ..... 8,367  
Nickname ..... Wildcats  
Colors ..... Purple and White  
President ..... Morton Schapiro  
Athletics Director ..... Jim Phillips  
Conference ..... Big Ten  
Arena ..... Welsh-Ryan Arena (7,039)  
Website ..... NUSports.com  
MBB Twitter ..... @NUMensBball

**TEAM INFORMATION**

2018-19 Record ..... 13-19 (4-16, 10th)  
Postseason Finish ..... None  
Lettermen R/L ..... 6/7  
Starters R/L ..... 2/3

**HEAD COACH**

Head Coach (Year) ..... Chris Collins (Duke, 2000)  
Record at School ..... 101-96 (Six seasons)  
Overall Record ..... Same

**MEDIA RELATIONS**

Basketball Contact ..... Ray O'Connell  
Office/Cell ..... (847) 467-3418/(773) 550-0128  
Email ..... raymond.oconnell@northwestern.edu  
Press Row Phone ..... (847) 491-8852

**MICHIGAN**

LINCOLN, NEB. | JAN. 28 | 6 P.M. | ESPN/2/U  
ANN ARBOR, MICH. | MARCH 5 | 5:30 P.M. | FS1

**GENERAL INFO**

Location ..... Ann Arbor, Mich.  
Founded ..... 1817  
Enrollment ..... 46,710  
Nickname ..... Wolverines  
Colors ..... Maize and Blue  
President ..... Mark Schlissel  
Athletics Director ..... Warde Manuel  
Conference ..... Big Ten  
Arena ..... Crisler Center (12,707)  
Website ..... mgoblue.com  
MBB Twitter ..... @umichbball

**TEAM INFORMATION**

2018-19 Record ..... 30-7 (15-5, 3rd)  
Postseason Finish ..... NCAA Sweet 16  
Lettermen R/L ..... 13/3  
Starters R/L ..... 2/3

**HEAD COACH**

Head Coach (Year) ..... Juwan Howard (Michigan, 1997)  
Record at School ..... 0-0 (First season)  
Overall Record ..... Same

**MEDIA RELATIONS**

Basketball Contact ..... Tom Wywrot  
Office/Cell ..... (734) 249-0306/(734) 320-1148  
Email ..... twywrot@umich.edu  
Press Row Phone ..... (734) 998-7978

**OHIO STATE**

COLUMBUS, OHIO | JAN. 14 | 5:30 P.M. | FS1  
LINCOLN, NEB. | FEB. 27 | 8 P.M. | ESPN/2

**GENERAL INFO**

Location ..... Columbus, Ohio  
Founded ..... 1870  
Enrollment ..... 59,837  
Nickname ..... Buckeyes  
Colors ..... Scarlet and Gray  
President ..... Dr. Michael Drake  
Athletics Director ..... Eugene Smith  
Conference ..... Big Ten  
Arena ..... Value City Arena (18,809)  
Website ..... ohiostatebuckeyes.com  
MBB Twitter ..... @OhioStateHoops

**TEAM INFORMATION**

2018-19 Record ..... 20-15 (8-12, t-8th)  
Postseason Finish ..... NCAA Second Round  
Lettermen R/L ..... 9/4  
Starters R/L ..... 3/2

**HEAD COACH**

Head Coach (Year) ..... Chris Holtman (Taylor, 1994)  
Record at School ..... 45-24 (Two seasons)  
Overall Record ..... 159-109 (Nine seasons)

**MEDIA RELATIONS**

Basketball Contact ..... Dan Wallenberg  
Office/Cell ..... (614) 292-6861/(614) 266-4306  
Email ..... wallenberg.1@osu.edu  
Press Row Phone ..... (614) 688-5330

**PENN STATE**

LINCOLN, NEB. | FEB. 1 | 6 P.M. | BTN

**GENERAL INFO**

Location ..... University Park, Pa.  
Founded ..... 1855  
Enrollment ..... 46,270  
Nickname ..... Nittany Lions  
Colors ..... Blue and White  
President ..... Dr. Eric Barron  
Athletics Director ..... Sandy Barbour  
Conference ..... Big Ten  
Arena ..... Bryce Jordan Center (15,261)  
Website ..... GoPSUsports.com  
MBB Twitter ..... @PennStateMBB

**TEAM INFORMATION**

2018-19 Record ..... 14-18 (7-13, 10th)  
Postseason Finish ..... None  
Lettermen R/L ..... 10/4  
Starters R/L ..... 4/1

**HEAD COACH**

Head Coach (Year) ..... Patrick Chambers (Philadelphia, 1994)  
Record at School ..... 137-142 (Eight seasons)  
Overall Record ..... 169-168 (10 seasons)

**MEDIA RELATIONS**

Basketball Contact ..... Rose Carter  
Office/Cell ..... (814) 863-3163/(814) 441-8438  
Email ..... rpc14@psu.edu  
Press Row Phone ..... (814) 863-3294

# N 2019-20 NEBRASKA BASKETBALL BIG TEN OPPONENTS

**MARYLAND**  
COLLEGE PARK, MD. | FEB. 11 | 7:30 P.M. | BTN

## GENERAL INFO

Location ..... College Park, Md.  
Founded ..... 1856  
Enrollment ..... 38,140  
Nickname ..... Terrapins, Terps  
Colors ..... Red, White, Black and Gold  
President ..... Dr. Wallace D. Loh  
Athletics Director ..... Damon Evans  
Conference ..... Big Ten  
Arena ..... XFINITY Center (17,950)  
Website ..... umterps.com  
MBB Twitter ..... @TerrapinHoops

## TEAM INFORMATION

2018-19 Record ..... 23-11 (13-7, 5th)  
Postseason Finish ..... NCAA Second Round  
Lettermen R/L ..... 8/3  
Starters R/L ..... 4/1

## HEAD COACH

Head Coach (Year) ..... Mark Turgeon (Kansas, 1987)  
Record at School ..... 180-92 (Nine seasons)  
Overall Record ..... 430-251 (20 seasons)

## MEDIA RELATIONS

Basketball Contact ..... Sean Ellenby  
Office/Cell ..... (301) 314-8093/(410) 409-4734  
Email ..... sellenby@umd.edu  
Press Row Phone ..... (301) 314-8624

**MICHIGAN STATE**  
LINCOLN, NEB. | FEB. 20 | 7:30 P.M. | FSI

## GENERAL INFO

Location ..... East Lansing, Mich.  
Founded ..... 1855  
Enrollment ..... 50,351  
Nickname ..... Spartans  
Colors ..... Green and White  
President ..... Samuel Stanley Jr.  
Athletics Director ..... Bill Beekman  
Conference ..... Big Ten  
Arena ..... Breslin Center (14,797)  
Website ..... msuspartans.com  
MBB Twitter ..... @MSU\_Basketball

## TEAM INFORMATION

2018-19 Record ..... 32-6 (16-4, t-1st)  
Postseason Finish ..... NCAA Final Four  
Lettermen R/L ..... 13/3  
Starters R/L ..... 3/2

## HEAD COACH

Head Coach (Year) ..... Tom Izzo (Northern Michigan, 1977)  
Record at School ..... 605-232 (24 seasons)  
Overall Record ..... Same

## MEDIA RELATIONS

Basketball Contact ..... Mex Carey  
Office/Cell ..... (517) 355-2271/(917) 576-7445  
Email ..... carey@ath.msu.edu  
Press Row Phone ..... (517) 353-1626



The last time the Big Ten Tournament was in Indianapolis, Andrew White III and the Huskers defeated Wisconsin and Rutgers to reach the quarterfinals.

## 2020 BIG TEN TOURNAMENT SCHEDULE

### WEDNESDAY, MARCH 11

Game	Time	TV	Matchup
Game #1	5:30 p.m.	BTN	#13 Seed vs. #12 Seed
Game #2	8 p.m.	BTN	#14 Seed vs. #11 Seed

### THURSDAY, MARCH 12

Game #3	11:30 a.m.	BTN	#9 Seed vs. #8 Seed
Game #4	1:30 p.m.	BTN	G-1 Winner vs. #5 Seed
Game #5	6 p.m.	BTN	#10 Seed vs. #7 Seed
Game #6	8 p.m.	BTN	G-2 Winner vs. #6 Seed

### FRIDAY, MARCH 13

Game #7	11:30 a.m.	BTN	G-3 Winner vs. #1 Seed
Game #8	1:30 p.m.	BTN	G-4 Winner vs. #4 Seed
Game #9	6 p.m.	BTN	G-5 Winner vs. #2 Seed
Game #10	8 p.m.	BTN	G-6 Winner vs. #3 Seed

### SATURDAY, MARCH 14

Semifinal #1	Noon	CBS	G-7 Winner vs. G-8 Winner
Semifinal #2	2:30 p.m.	CBS	G-9 Winner vs. G-10 Winner

### SUNDAY, MARCH 15

Champ.	2:30 p.m.	CBS	G-11 Winner vs. G-12 Winner
--------	-----------	-----	-----------------------------

All times listed are Central

## BIG TEN MEN'S BASKETBALL TOURNAMENT

### HISTORY/SITES

Year	City (Facility)	Champion
1997-98	Chicago (United Center)	Michigan
1998-99	Chicago (United Center)	Michigan State
1999-00	Chicago (United Center)	Michigan State
2000-01	Chicago (United Center)	Iowa
2001-02	Indianapolis (Bankers Life Fieldhouse)	Ohio State
2002-03	Chicago (United Center)	Illinois
2003-04	Indianapolis (Bankers Life Fieldhouse)	Wisconsin
2004-05	Chicago (United Center)	Illinois
2005-06	Indianapolis (Bankers Life Fieldhouse)	Iowa
2006-07	Chicago (United Center)	Ohio State
2007-08	Indianapolis (Bankers Life Fieldhouse)	Wisconsin
2008-09	Indianapolis (Bankers Life Fieldhouse)	Purdue
2009-10	Indianapolis (Bankers Life Fieldhouse)	Ohio State
2010-11	Indianapolis (Bankers Life Fieldhouse)	Ohio State
2011-12	Indianapolis (Bankers Life Fieldhouse)	Michigan State
2012-13	Chicago (United Center)	Ohio State
2013-14	Indianapolis (Bankers Life Fieldhouse)	Michigan State
2014-15	Chicago (United Center)	Wisconsin
2015-16	Indianapolis (Bankers Life Fieldhouse)	Michigan State
2016-17	Washington, D.C. (Verizon Center)	Michigan
2017-18	New York City (Madison Square Garden)	Michigan
2018-19	Chicago (United Center)	Michigan State
2019-20	Indianapolis (Bankers Life Fieldhouse)	
2020-21	Chicago (United Center)	
2021-22	Indianapolis (Bankers Life Fieldhouse)	

## ILLINOIS

CHAMPAIGN, ILL. | FEB. 24 | 7 P.M. | BTN

## GENERAL INFO

Location ..... Urbana-Champaign, Ill.  
Founded ..... 1867  
Enrollment ..... 49,339  
Nickname ..... Fighting Illini  
Colors ..... Orange and Blue  
Chancellor ..... Robert J. Jones  
Athletics Director ..... Josh Whitman  
Conference ..... Big Ten  
Arena ..... State Farm Center (15,544)  
Website ..... FightingIllini.com  
MBB Twitter ..... @IlliniHoops

## TEAM INFORMATION

2017-18 Record ..... 12-21 (7-13, t-10th)  
Postseason Finish ..... None  
Lettermen R/L ..... 11/4  
Starters R/L ..... 4/1

## HEAD COACH

Head Coach (Year) ..... Brad Underwood (Kansas State, 1986)  
Record at School ..... 26-39 (Two seasons)  
Overall Record ..... 135-66 (Six seasons)

## MEDIA RELATIONS

Basketball Contact ..... Derrick Burson  
Office/Cell ..... (217) 333-0933/ (217) 766-7315  
Email ..... burson@illinois.edu  
Press Row Phone ..... (217) 333-1227

## MINNESOTA

MINNEAPOLIS, MINN. | MARCH 8 | NOON | BTN

## GENERAL INFO

Location ..... Minneapolis, Minn.  
Founded ..... 1851  
Enrollment ..... 50,943  
Nickname ..... Golden Gophers  
Colors ..... Maroon and Gold  
President ..... Joan T.A. Gabel  
Athletics Director ..... Mark Coyle  
Conference ..... Big Ten  
Arena ..... Williams Arena (14,625)  
Website ..... gophersports.com  
MBB Twitter ..... @GopherMBB

## TEAM INFORMATION

2018-19 Record ..... 22-14 (9-11, 7th)  
Postseason Finish ..... NCAA Second Round  
Lettermen R/L ..... 6/6  
Starters R/L ..... 2/3

## HEAD COACH

Head Coach (Year) ..... Richard Pitino (Providence, 2005)  
Record at School ..... 112-92 (Six seasons)  
Overall Record ..... 130-106 (Seven seasons)

## MEDIA RELATIONS

Basketball Contact ..... Dan Reisig  
Office/Cell ..... (612) 625-4389/ (612) 419-6142  
Email ..... dreisig@umn.edu  
Press Row Phone ..... (612) 626-1308



Known as one of intercollegiate sports' most successful undertakings, the Big Ten is home to a lineage of legendary names and an ongoing tradition of developing strong leaders. Even in its infancy, the conference established itself as the preeminent collection of institutions in the nation, where the pursuit of academic excellence prevailed as the definitive goal.

The Big Ten is a national leader in intercollegiate athletics on and off the field, as schools have combined to win more than 450 team and 1,800 individual national championships.

The history of the Big Ten traces back nearly 125 years to the Palmer House hotel in Chicago, where on Jan. 11, 1895, then-Purdue president James H. Smart and leaders from the University of Chicago, Illinois, Michigan, Minnesota, Northwestern and Wisconsin set out to organize and develop principles for the regulation of intercollegiate athletics.

At that meeting, a blueprint for the administration of college athletics under the direction of appointed faculty representatives was outlined. The presidents' first known action "restricted eligibility for athletics to bona fide, full-time students who were not delinquent in their studies." That important legislation, along with other legislation that followed in coming years, served as the primary building block for intercollegiate athletics.

On Feb. 8, 1896, one faculty member from each of those seven universities met at the same Palmer House and officially established the mechanics of the conference, which was officially incorporated as the "Intercollegiate Conference Athletic Association" in 1905.

Indiana and Iowa became the eighth and ninth members in 1899. In 1908, Michigan briefly withdrew, and in 1912 Ohio State joined the conference, bringing its membership back to nine. Upon Michigan's return in 1917, the conference was first referred to as the "Big Ten" by media members, and that name was eventually incorporated in 1987.

As the 1900s opened, faculty representatives established rules for intercollegiate athletics that were novel for the time. As early as 1904, the faculty approved legislation that required eligible athletes to meet entrance requirements and to have completed a full year's work, along with having one year of residence.

In 1901, the first Big Ten Championship event was staged when the outdoor track and field championships were held at the University of Chicago. The debut event marked what is now a staple of conference competition. Today, the Big Ten sponsors 28 official sports, 14 for men and 14 for women, including the addition of men's ice hockey and men's and women's lacrosse over the last four years. Big Ten schools compete in a total of 42 sports, furthering the conference's commitment to broad-based programming and providing more participation opportunities than any conference in the country.

One of the conference's proudest traditions began in 1902 when Michigan faced Stanford in the Rose Bowl, the nation's first bowl game. Big Ten teams appeared in Pasadena twice before the conference signed an exclusive contract with the Tournament of Roses in 1946, making it the first bowl game with permanent conference affiliations.

Coupling the academic goals set forth by the leaders of the charter members of the conference and their steadfast commitment to athletics, the conference instituted the Big Ten Medal of Honor in 1915. It is awarded annually by each conference institution to a student of the graduating class who has attained the greatest proficiency in scholarship and athletics. For more than 100 years, it has been the most prestigious honor a student competing in Big Ten athletics can receive.

In 1922, Major John L. Griffith became the conference's first "Commissioner of Athletics." Griffith was the first of six men to assume the role of commissioner in the conference's history, followed by Kenneth L. "Tug" Wilson in 1945, Bill Reed in 1961, Wayne Duke in 1971 and James E. Delany in 1989. Those five served prior to current Commissioner Kevin Warren, who assumed the role on Sept. 16, 2019. Delany announced his retirement on March 4, 2019, concluding a 30-year career with the conference on Jan. 1, 2020.

After nearly 30 years with 10 members, the conference consolidated to nine schools when the University of Chicago formally withdrew its membership in 1946. Michigan State was added to the Big Ten three years later, bringing the number of affiliated conference schools to 10 once again.

In 1955, the Big Ten formulated a revenue-sharing model designed to pool all football television rights of its members and share those proceeds equally. The conference and its members continue to utilize a revenue-sharing model, dividing media rights, bowl payouts and other profits among all institutions.

While academics have always played an integral role, presidents of the Big Ten member institutions formalized the primacy of academics with the establishment of the Big Ten Academic Alliance (formerly the Committee on Institutional Cooperation) in 1958. The Big Ten Academic Alliance is an academic consortium of all Big Ten universities. Annually, the schools currently constituting the Big Ten Academic Alliance produced over \$10 billion in funded research, \$5 billion more than any other conference.

In one of Duke's first actions as commissioner, he oversaw the adoption of the Big Ten Advisory Commission in 1972, designed to study conference programs and make suggestions which would further Big Ten objectives. The Advisory Commission enlists former students that competed in Big Ten athletics to serve as liaisons to the NCAA's Diversity and Inclusion Department, the Big Ten Student-Athlete Advisory Commission and other organizations.

In 1981, the conference presidents and chancellors endorsed a proposal that enabled



Kevin Warren  
Commissioner



Rick Boyages  
Associate Commissioner



Jason Yellin  
Assistant Commissioner,  
Communications

universities to affiliate their women's intercollegiate programs with the conference, and the first conference championships for women were staged that fall. The Big Ten was the first conference to voluntarily adopt male and female participation goals after launching its Gender Equity Action Plan in 1992.

In December of 1989, the conference agreed in principle to invite Penn State for membership. On June 4, 1990, the Council of Presidents officially voted to integrate Penn State into the conference, giving the Big Ten 11 members.

In 2004, the Big Ten implemented a pilot program of instant replay for college football. Following the season, the conference forwarded replay proposals to the NCAA regarding the future use of instant replay, where it approved country-wide testing in 2005. In 2006, the NCAA approved the use of instant replay for all conferences.

In 2006, Delany announced the creation of the first conference-owned television network, a 20-year agreement with FOX Networks to create what would become the Big Ten Network (BTN). Launched on Aug. 30, 2007, BTN now produces more than 1,800 events across all platforms each year. BTN is in almost 60 million homes in the United States and Canada via the nation's major video providers and more than 300 additional video providers across the country. BTN is also available through the majority of OTT providers, and via the Fox Sports App, which delivers live and on-demand programming to computers, smartphones and tablets. BTN Plus streams hundreds of additional events each season.

On June 11, 2010, the Big Ten Council of Presidents/Chancellors (COP/C) approved a formal membership application by Nebraska, expanding the conference to 12 institutions. Nebraska joined the Big Ten on July 1, 2011.

The conference expanded its footprint further in 2012 when the COP/C approved formal membership applications from Maryland (Nov. 19) and Rutgers (Nov. 20). Maryland and Rutgers became official Big Ten members on July 1, 2014, giving the conference almost 9,500 students participating in intercollegiate athletics and more than 11,000 participation opportunities on 350 teams.

On June 3, 2013, the Big Ten announced that Johns Hopkins had been accepted as the conference's first sport affiliate member. Johns Hopkins' addition in men's lacrosse gave the Big Ten six institutions sponsoring the sport, allowing the debut of men's lacrosse as an official conference sport and building on the Big Ten's tradition of broad-based sports competition. On June 17, 2015, the conference announced that Johns Hopkins was accepted as a sport affiliate member for women's lacrosse beginning with the 2016-17 academic year. On March 23, 2016, the conference announced that Notre Dame would join the Big Ten for men's ice hockey beginning in 2017-18.

Since opening in the fall of 2013, the Big Ten conference center hosts more than 300 meetings annually for member institutions, Big Ten Academic Alliance (formerly CIC) related committees and coaches' groups. The headquarters also features an interactive digital museum - the Big Ten Experience - which brings the conference's storied academic and athletic history to life. For more information on the Big Ten Experience, go to [bigten.org](http://bigten.org).

In June 2014, the Big Ten opened a second office in New York City, featuring both office and meeting space in Midtown Manhattan. Big Ten staff members are based in the New York City office to provide expanded coverage and service, while other conference and institutional administrators utilize the space as necessary when conducting business on the East Coast. The Big Ten and its member institutions also have access to satellite office space in Washington, D.C.

The Big Ten staff works to meet the educational needs of students competing in intercollegiate athletics to allow them to excel in all areas of their lives. The conference office manages 28 different championships and tournaments, offers legislative and compliance services, oversees the production and distribution of more than 2,000 events annually, provides staff services to coaching and administrative personnel, and services media and fans interest for information on the Big Ten.

#### BIG TEN CONFERENCE

5440 Park Place  
Rosemont, IL, 60018  
Phone: (847) 696-1010  
Fax: (847) 696-1150  
[bigten.org](http://bigten.org)





Bo Spencer had 23 points as Nebraska overcame a 13-point second-half deficit in a 70-69 win over No. 11 Indiana on Jan. 18, 2012.

### ILLINOIS (ILLINOIS LEADS 15-8)

- In Lincoln: Nebraska leads, 6-4  
At Pinnacle Bank Arena: Nebraska leads, 5-1
- In Champaign: Illinois leads, 11-2  
At State Farm Center: Illinois leads, 7-2
- San Juan Shootout: Illinois leads, 1-0
- In Big Ten Conference games: Illinois leads, 8-6
- In Big Ten Tournament games: 0-0

### HUSKER-ILLINI SUPERLATIVES

- Most consecutive wins (year ended): Nebraska 1 (1921, 1990, 2012, 2014, 2015, 2016, 2018, 2018); Illinois 7 (1921-76)
- Most points scored: Nebraska, 100, at San Juan, P.R., Nov. 24, 1990; Illinois 73, at San Juan, P.R., Nov. 24, 1990
- Highest combined score: 173, Nebraska, 100, Illinois, 73, at San Juan, P.R., Nov. 24, 1990
- Biggest winning margin: Nebraska, 27, at San Juan, P.R., Nov. 24, 1990; Illinois, 42, at Champaign, Ill., Dec. 12, 1942

Date	Site	Rankings	Result	Neb.	Ill.
1-1-21	A	-/-	W	30	25
1-3-21	A	-/-	L	24	26
12-12-42	A	-/-	L	27	69
12-29-44	A	-/-	L	39	71
12-20-45	H	-/-	L	51	62
12-28-46	A	-/-	L	37	72
11-28-75	H	-/-	L	58	60
12-11-76	A	-/-	L	63	67
11-24-90	N	-/-	W	100	73
1-7-12	A	-/-	L	54	59
2-18-12	H	-/-	W	80	57
1-22-13	H	-/-	L	51	71
3-2-13	A	-/-	L	65	72
2-12-14	H	-/-	W	67	58
2-26-14	A	-/-	L	49	60
1-11-15	H	-/-	W	53	43
3-4-15	A	-/-	L	57	69
1-16-16	A	-/-	W	78	67
2-26-17	H	-/-	L	57	73
1-15-18	H	-/-	W	64	63
2-18-18	A	-/-	L	66	72
12-2-18	H	-/-	W	75	60
2-2-19	A	-/-	L	64	71

### INDIANA (INDIANA LEADS 12-7)

- In Lincoln: Indiana leads, 5-4  
At Pinnacle Bank Arena: Tied, 2-2
- In Bloomington: Indiana leads, 6-3  
At Assembly Hall: Tied, 3-3
- In Indianapolis (Hoosier Classic): Indiana leads, 1-0
- In Big Ten Conference games: Nebraska leads, 6-4
- In Big Ten Tournament games: 0-0

### HUSKER-HOOSIER SUPERLATIVES

- Most consecutive wins (year ended): Nebraska 3 (2016-current); Indiana 7 (1937-1982)
- Most points scored: Nebraska, 87, at Bloomington, Ind., Dec. 28, 2016; Indiana 97, at Bloomington, Ind., Dec. 21, 1974
- Highest combined score: 170, Nebraska 87, Indiana 83, at Bloomington, Ind., Dec. 28, 1974
- Biggest winning margin: Nebraska, 20, at Lincoln, Neb., Feb. 6, 1920; Indiana, 37, at Bloomington, Ind. Dec. 21, 1974

Date	Site	Rankings	Result	Neb.	Ind.
2-5-20	H	-/-	L	20	24
2-6-20	H	-/-	W	38	18
12-23-37	A	-/-	L	42	43
12-15-39	H	-/-	L	39	49
12-15-41	A	-/-	L	29	56
12-30-42	H	-/-	L	39	40
12-30-44	A	-/-	L	42	65
12-21-74	A	/2	L	60	97
12-30-82	N	-/1	L	50	67
1-18-12	H	-/11	W	70	69
2-13-13	A	-/1	L	47	76
1-30-14	H	-/-	W	60	55
3-5-14	A	-/-	W	70	60
12-31-14	H	-/-	L	65	70
1-2-16	H	-/-	L	69	79
2-17-16	A	-/22	L	64	80
12-28-16	A	-/16	W	87	83
2-20-18	H	-/-	W	66	57
1-14-19	A	-/24	W	66	51

### IOWA (IOWA LEADS 20-12)

- In Lincoln: Nebraska leads, 10-5  
At Pinnacle Bank Arena: Nebraska leads, 3-1
- In Iowa City: Iowa leads, 16-2  
At Carver-Hawkeye Arena: Iowa leads, 6-1
- In Big Ten Conference games: Iowa leads, 8-5
- In Big Ten Tournament games: 0-0

### HUSKER-HAWKEYE SUPERLATIVES

- Most consecutive wins (year ended): Nebraska 2 (1941-42, 1956-70); Iowa 5 (2013-16)
- Most points scored: Nebraska, 98, at Lincoln, Neb., Jan. 27, 2018; Iowa, 91, at Lincoln, Neb., March 10, 2019
- Highest combined score: 184, Nebraska, 93, Iowa, 91, at Lincoln, Neb., March 10, 2019
- Biggest winning margin: Nebraska, 24, at Lincoln, Neb., Dec. 3, 1956; Iowa, 28, at Lincoln, Neb., Feb. 22, 2015

Date	Site	Rankings	Result	Neb.	Iowa
1-28-1907	H	-/-	W	25	17
2-22-1907	A	-/-	L	29	32
3-6-1908	A	-/-	L	26	39
1-25-30	H	-/-	W	41	26
12-19-31	A	-/-	L	29	34
12-20-34	H	-/-	L	24	31
12-30-41	A	-/-	W	41	34
12-19-42	H	-/-	W	52	43
12-10-43	A	-/-	L	33	50
12-16-44	H	-/-	L	45	61
12-17-45	A	-/-	L	35	61
12-12-53	H	-/-	W	81	70
12-6-54	A	-/4	L	61	84
12-3-55	A	-/-	L	51	60
12-3-56	H	-/-	W	67	43
12-5-70	H	-/-	W	73	71
12-21-71	A	-/-	L	77	86
12-2-75	A	-/-	L	65	72
11-27-76	H	-/-	L	57	71
1-26-12	A	-/-	W	79	73
2-29-12	H	-/-	L	53	62



Dylan Talley's 3-pointer in the final minute helped Nebraska rally back from a 20-point deficit to defeat Iowa, 64-60 on Feb. 23, 2013.



Tai Webster scored 18 points, including the final seven points in a 14-0 game-ending run, as Nebraska picked up its first-ever win at Maryland, 67-65, on Jan. 1, 2017.

2-23-13	H	-/-	W	64	60
3-9-13	A	-/-	L	60	74
12-31-13	A	-/22	L	57	67
1-5-15	A	-/-	L	59	70
2-22-15	H	-/-	L	46	74
1-5-16	A	-/19	L	66	77
1-5-17	H	-/-	W (2OT)	93	90
2-5-17	A	-/-	L	70	81
1-27-18	H	-/-	W	98	84
1-6-19	A	24/25	L	84	93
3-9-19	H	-/-	W (OT)	93	91

**MARYLAND (MARYLAND LEADS, 6-3)**

- In Lincoln: Maryland leads, 3-1  
At Pinnacle Bank Arena: Maryland leads, 3-1
- In College Park: Maryland leads, 2-1  
At XFINITY Center: Maryland leads, 2-1
- In Big Ten Conference games: Maryland leads, 5-2
- In Big Ten Tournament games: 1-1

**HUSKER-TERRAPIN SUPERLATIVES**

- Most consecutive wins (year ended): Nebraska 2 (2017-2018); Maryland 4 (2015-16)
- Most points scored: Nebraska, 86, at Indianapolis, Ind., March 11, 2016; Maryland 97, at Indianapolis, Ind., March 11, 2016
- Highest combined score: 183, Maryland 97, Nebraska, 86, at Indianapolis, Ind., March 11, 2016
- Biggest winning margin: Nebraska, 8, at Chicago, Ill., March 14, 2019; Maryland, 15, at Lincoln, Neb., Feb. 6, 2019

Date	Site	Rankings	Result	Neb.	Md.
2-19-15	A	-/15	L	65	69
3-8-15	H	-/10	L	61	64
2-3-16	H	-/4	L	65	70
3-11-16	N	-/18	L	86	97
1-1-17	A	-/-	W	67	65

2-13-18	H	-/-	W	70	66
1-2-19	A	24/-	L	72	74
2-6-19	H	-/24	L	45	60
3-14-19	N	-/21	W	69	61

**MICHIGAN (MICHIGAN LEADS 16-3)**

- In Lincoln: Michigan leads, 4-3  
At Pinnacle Bank Arena: Michigan leads, 3-1
  - In Ann Arbor: Michigan leads, 9-0  
At Crisler Center: Michigan leads, 6-0
  - In Honolulu, Hawaii: Michigan leads, 1-0
  - In Kansas City: Michigan leads, 1-0
  - In Big Ten Conference games: Michigan leads, 9-1
  - In Big Ten Tournament games: Michigan leads, 1-0
- Note: Michigan vacated win against NU in 1992

**HUSKER-WOLVERINE SUPERLATIVES**

- Most consecutive wins (year ended): Nebraska 1 (1956, 1964; 2017); Michigan 10 (1980-2017)
- Most points scored: Nebraska, 85, at Ann Arbor, Mich., Jan. 14, 2017; Michigan, 93, at Lincoln, Neb., March 5, 2017
- Highest combined score: 176, Michigan, 91, Nebraska, 85, at Ann Arbor, Mich., Jan. 14, 2017
- Biggest winning margin: Nebraska, 20, at Lincoln, Neb., Jan. 18, 2018; Michigan, 36, at Lincoln, Neb., March 5, 2017

Date	Site	Rankings	Result	Neb.	Mich.
12-29-49	N	-/-	L	65	67
12-10-55	A	-/-	L	71	77
12-8-56	H	-/-	W	73	60
12-7-57	A	-/-	L	57	81
12-6-63	A	-/6	L	55	80
12-12-64	H	-/1	W	74	73
3-6-80	A	-/-	L	69	76
12-28-92!	N	20/6	L	73	88
2-8-12	H	-/22	L	46	62
1-9-13	H	-/2	L	47	62

1-9-14	H	-/-	L	70	71
2-5-14	A	-/10	L	50	79
1-27-15	A	-/-	L	44	58
1-23-16	H	-/-	L	68	81
1-14-17	A	-/-	L	85	91
3-5-17	H	-/-	L	57	93
1-18-18	H	-/23	W	72	52
3-2-18	N	-/15	L	58	77
2-28-19	A	-/9	L	53	82

!-later vacated

**MICHIGAN STATE (MSU LEADS 17-9)**

- In Lincoln: Tied, 6-6  
At Pinnacle Bank Arena: Michigan State leads, 2-1
- In East Lansing: Michigan State leads, 9-3  
At Breslin Center: Michigan State leads 7-3
- In Kansas City: Michigan State leads 1-0
- In Atlanta: Michigan State Leads 1-0
- In Big Ten Conference games: Michigan State leads, 9-3
- In Big Ten Tournament games: 0-0

**HUSKER-SPARTAN SUPERLATIVES**

- Most consecutive wins (year ended): Nebraska 3 (2014-16); Michigan State 5 (2017-present)
- Most points scored: Nebraska, 96, at Lincoln, Neb., Dec. 10, 1994; Michigan State, 101, at East Lansing, Mich., Dec. 4, 1991
- Highest combined score: 187, Michigan State, 91, Nebraska, 96, at Lincoln, Neb., Dec. 10, 1994
- Biggest winning margin: Nebraska, 19, at Lincoln, Neb., Feb. 14, 1920; Michigan State, 29, at East Lansing, Mich., Dec. 3, 2017

Date	Site	Rankings	Result	Neb.	MSU
2-13-20	H	-/-	W	43	26
2-14-20	H	-/-	W	39	20
12-27-56	N	-/-	L	65	79
12-20-58	A	-/11	L	55	80
12-17-59	H	-/-	L (2OT)	80	82
12-20-67	A	-/-	L	70	74
12-16-68	H	-/-	W	73	59
12-29-83	N	-/-	L	45	58
11-30-88	H	-/-	L	75	77
11-29-89	A	-/-	L	69	80
11-28-90	H	-/5	W	71	69
12-4-91	A	-/22	L	78	101
12-18-93	A	-/6	W	85	81
12-10-94	H	-/15	W (OT)	96	91
12-31-11	H	-/16	L	55	68
2-25-12	A	-/6	L	34	62
1-13-13	A	-/22	L	56	66
2-16-13	H	-/8	L	64	73
2-16-14	A	-/9	W	60	51
1-24-15	H	-/-	W	79	77
1-20-16	A	-/9	W	72	71
2-2-17	H	-/-	L	61	72
2-23-17	A	-/-	L	72	88
12-3-17	A	-/3	L	57	86
1-17-19	H	-/6	L	64	70
3-5-19	A	-/9	L	76	91

**MINNESOTA (MINNESOTA LEADS 55-22)**

- In Lincoln: Nebraska leads, 14-11  
At Pinnacle Bank Arena: Nebraska leads, 5-0
  - In Minneapolis: Minnesota leads 40-9  
At Williams Arena: Minnesota leads 21-5
  - In Hilo, Hawaii: Nebraska leads 1-0
  - In Big Ten Conference games: Tied, 6-6
  - In Big Ten Tournament games: 0-0
- Note: Minnesota vacated wins vs. NU in 1995, 1996 & 1998

# N 2019-20 NEBRASKA BASKETBALL

## SERIES VS. BIG TEN SCHOOLS

### HUSKER-GOPHER SUPERLATIVES

- Most consecutive wins (year ended): Nebraska 3 (1934-36; 2013-15); Minnesota 17 (1937-58)
- Most points scored: Nebraska, 96, at Hilo, Hawaii, Nov. 26, 1995; Minnesota, 91, at Minneapolis, Minn., Dec. 9, 1995
- Highest combined score: 181, Nebraska, 96, Minnesota, 85, at Hilo, Hawaii, Nov. 26, 1995
- Biggest winning margin: Nebraska, 29, at Lincoln, Neb., Dec. 8, 2002; Minnesota, 42, at Minneapolis, Minn., Feb. 15, 1902

Date	Site	Rankings	Result	Neb.	Minn.
2-15-02	A	-/-	L	9	52
3-7-03	A	-/-	L	14	41
2-18-04	A	-/-	L	21	42
1-20-05	A	-/-	W	22	21
1-21-05	A	-/-	W	28	25
3-24-06	A	-/-	L	16	25
2-15-07	A	-/-	L	19	20
2-16-07	A	-/-	L	18	20
2-28-08	A	-/-	L	12	43
2-29-08	A	-/-	L	10	32
2-5-09	A	-/-	L	17	24
2-6-09	A	-/-	L	21	39
2-19-09	H	-/-	L	26	28
2-20-09	H	-/-	L	20	29
2-18-10	A	-/-	L	14	33
2-19-10	A	-/-	L	9	27
1-27-11	A	-/-	L	10	25
1-28-11	A	-/-	L	15	40
1-26-12	A	-/-	L	15	40
1-25-13	A	-/-	L	11	20
2-6-14	A	-/-	W	21	16
2-7-14	A	-/-	W	14	9
1-8-15	A	-/-	L	18	22
1-9-15	A	-/-	L	9	23
12-29-31	A	-/-	L	24	32
12-23-32	A	-/-	L	25	27
1-2-33	H	-/-	L	22	32
1-1-34	A	-/-	L	16	32
12-29-34	H	-/-	W	26	24
12-20-35	A	-/-	W	41	24
12-21-36	H	-/-	W	29	24
12-20-37	A	-/-	L	28	33
12-21-38	H	-/-	L	37	66
12-23-39	A	-/-	L	37	61

12-21-40	H	-/-	L	36	43
12-27-41	A	-/-	L	32	56
12-13-43	A	-/-	L	21	40
1-22-44	H	-/-	L	32	45
12-22-44	H	-/-	L	54	55
12-8-45	A	-/-	L	30	55
12-23-46	H	-/-	L	58	66
12-13-47	A	-/-	L	59	63
12-6-48	H	-/-	L	52	61
12-2-50	A	-/-	L	41	55
12-8-51	H	-/-	L	55	63
12-13-52	A	-/-	L	62	71
12-5-53	A	-/-	L	64	75
12-13-58	A	-/-	L	57	78
12-7-59	H	-/-	W	76	66
12-8-76	H	-/-	L	58	66
12-19-77	A	-/-	W	63	49
11-28-78	H	-/-	W	58	48
12-15-79	A	-/-	L	58	75
11-26-95^	N	-/-	W	96	85
12-9-95^	A	-/-	L	80	91
12-21-96^	H	-16	L	56	70
12-13-97^	A	-/-	W	70	66
12-19-98^	H	-18	L	51	55
12-31-99	H	-/-	W	90	78
12-28-00	A	-/-	L (OT)	70	74
12-22-01	A	-/-	L	72	81
12-8-02	H	-20	W	80	60
12-29-03	A	-/-	W	77	60
12-8-04	H	-/-	L	48	57
2-5-12	H	-/-	L	61	69
3-3-12	A	-/-	L	69	81
1-29-13	A	-23	L	65	84
3-6-13	H	-/-	W	53	51
1-26-14	H	-/-	W	82	78
1-20-15	H	-/-	W	52	49
1-31-15	A	-/-	L	42	60
1-12-16	H	-/-	W	84	59
3-2-17	A	-/-	L	73	88
12-5-17	H	-14	W	78	68
2-5-18	A	-/-	W	91	85
12-5-18	A	24/-	L	78	85
2-13-19	H	-/-	W	62	61

^later vacated

### NORTHWESTERN (NEBRASKA LEADS 9-6)

- In Lincoln: Nebraska leads 5-2  
At Pinnacle Bank Arena: Nebraska leads, 3-2
- In Evanston: Northwestern leads, 4-3  
At Welsh-Ryan Arena: Northwestern leads, 3-2
- Rosemont, Ill.: Nebraska leads, 1-0
- St. Charles, Mo.: Nebraska leads 1-0
- In Big Ten Conference games: Nebraska leads, 6-5
- In Big Ten Tournament games: 0-0

### HUSKER-WILDCAT SUPERLATIVES

- Most consecutive wins (year ended): Nebraska 4 (2013-15); Northwestern 4 (2015-17)
- Most points scored: Nebraska, 79, at Lincoln, Neb., Nov. 29, 1975; Northwestern, 84, at Evanston, Ill., Feb. 2, 2012
- Highest combined score: 168, Northwestern, 84, Nebraska, 74, at Evanston, Ill., Feb. 2, 2012
- Biggest winning margin: Nebraska, 16, at Lincoln, Neb., Feb. 3, 2015; Northwestern, 13, at Evanston, Ill., Dec. 21, 1933

Date	Site	Rankings	Result	Neb.	NW
12-21-33	A	-/-	L	22	35
11-29-75	H	-/-	W	79	68
12-20-76	A	-/-	W	71	68
11-27-99	N	-/-	W	61	52

2-2-12	A	-/-	L	74	84
1-26-13	H	-/-	W	64	49
2-8-14	A	-/-	W	53	49
3-1-14	H	-/-	W	54	47
2-3-15	H	-/-	W	76	60
12-30-15	H	-/-	L	72	81
3-6-16	A	-/-	L	54	65
1-18-17	H	-/-	L	66	74
1-26-17	A	-/-	L	61	73
1-2-18 #	A	-/-	W	70	55
2-16-19	H	-/-	W	59	50

#Played in Rosemont, Ill.

### OHIO STATE (OSU LEADS 16-4)

- In Lincoln: Ohio State leads, 6-2  
At Pinnacle Bank Arena: Ohio State leads, 3-1
- In Columbus: Ohio State leads 9-1  
At Value City Arena: Ohio State leads, 6-1
- El Paso, Texas: Nebraska leads 1-0
- In Big Ten Conference games: Ohio State leads, 10-2
- In Big Ten Tournament games: Ohio State leads, 2-0

### HUSKER-BUCKEYE SUPERLATIVES

- Most consecutive wins (year ended): Nebraska 1 (1936, 1985, 2014, 2017); Ohio State 9 (1987-2014)
- Most points scored: Nebraska, 76, at Columbus, Ohio, Dec. 14, 1988; Ohio State, 103, at Columbus, Ohio, Dec. 14, 1988
- Highest combined score: 170, Ohio State, 103, Nebraska, 76, at Columbus, Ohio, Dec. 14, 1988
- Biggest winning margin: Nebraska, 9, at Lincoln, Neb., Dec. 12, 1936; Ohio State, 34, at Lincoln, Neb., Jan. 21, 2012

Date	Site	Rankings	Result	Neb.	OSU
12-22-36	H	-/-	W	32	23
12-11-37	A	-/-	L	31	42
12-30-85	N	-/-	W	69	66
12-5-87	H	-/-	L	63	72
12-14-88	A	-14	L	76	103
3-20-89	A	-/-	L	74	85
1-3-12	A	-8	L	40	71
1-21-12	H	-6	L	45	79
1-2-13	A	-8	L	44	70
2-2-13	H	-11	L	56	63
3-15-13	N	-10	L	50	71
1-4-14	A	-3	L	53	84
1-20-14	H	-18	W	68	62
3-14-14	N	-23	L	67	71
2-26-15	A	-/-	L	57	81
2-20-16	H	-/-	L (OT)	62	65
1-18-17	H	-/-	L	66	67
2-18-17	A	-/-	W	58	57
1-22-18	A	-13	L	59	64
1-26-19	H	-/-	L	60	70

### PENN STATE (PENN STATE LEADS 10-9)

- In Lincoln: Nebraska leads, 8-1  
At Pinnacle Bank Arena: Nebraska leads, 5-0
- In State College: Penn State leads 7-1  
Bryce Jordan Center: Penn State leads, 6-1
- In Big Ten Conference games: Nebraska leads, 8-6
- In Big Ten Tournament games: Penn State leads, 2-0

### HUSKER-NITTANY LION SUPERLATIVES

- Most consecutive wins (year ended): Nebraska 2 (2013); Penn State 2 (1981-1995; 2015)
- Most points scored: Nebraska, 82, at Lincoln, Neb., Feb. 19, 2017; Penn State, 95, at University Park, Pa., Feb. 19, 2019

OPPONENTS



Terran Petteway set a Pinnacle Bank Arena record with a career-high 35 points against Minnesota on Jan. 26, 2014.

- Highest combined score: 166, Penn State 95, Nebraska 71, at University Park, Pa., Feb. 19, 2019.
- Biggest winning margin: Nebraska, 25, at Lincoln, Neb., Dec. 9, 1980; Penn State, 24, at University Park, Pa., Feb. 19, 2019

Date	Site	Rankings	Result	Neb.	PSU
12-9-80	H	-/-	W	75	50
12-21-81	A	-/-	L	58	60
3-21-95	H	-/-	L	59	65
1-11-12	H	-/-	W	70	58
2-11-12	A	-/-	L	51	67
1-19-13	A	-/-	W	68	64
2-9-13	H	-/-	W	67	53
1-23-14	A	-/-	L	54	58
2-20-14	H	-/-	W	80	67
2-7-15	A	-/-	L	43	56
3-11-15	N	-/-	L	65	68
2-13-16	H	-/-	W	70	54
2-25-16	A	-/-	L	55	56
2-14-17	H	-/-	W	82	66
3-8-17	N	-/-	L (OT)	67	76
1-12-18	A	-/-	L (OT)	74	76
2-25-18	H	-/-	W	76	64
1-10-19	H	-/-	W	70	64
2-19-19	A	-/-	L	71	95

**PURDUE (PURDUE LEADS 16-5)**

- In Lincoln: Purdue leads 6-4  
 At Pinnacle Bank Arena: Tied, 2-2
- In West Lafayette: Purdue leads 9-0  
 Mackey Arena: Purdue leads 7-0
- In Big Ten Conference games: Purdue leads, 9-2
- In Big Ten Tournament games: Tied, 1-1

**HUSKER-BOILERMAKER SUPERLATIVES**

- Most consecutive wins (year ended): Nebraska 1 (1956, 1964, 2013, 2014, 2017); Purdue 5 (1978-2013)
- Most points scored: Nebraska, 96, at Lincoln, Neb., Dec. 5, 1964; Purdue, 89, at West Lafayette, Jan. 30, 2016
- Highest combined score: 181, Nebraska, 96, Purdue, 85, at Lincoln, Neb., Dec. 5, 1964
- Biggest winning margin: Nebraska, 19, at Lincoln, Neb., Feb. 23, 2014; Purdue, 22, at West Lafayette, Ind., Dec. 11, 1979

Date	Site	Rankings	Result	Neb.	Pur.
12-8-47	H	-/-	L	56	60
12-17-48	A	-/-	L	47	64
12-17-56	H	-/-	W	65	62
12-14-57	H	-/-	L	61	70
12-7-63	A	-/-	L	75	81
12-5-64	H	-/-	W	96	85
12-2-78	H	-/-	L	47	58
12-11-79	A	-/9	L	56	78
2-22-12	A	-/-	L	65	83
3-8-12	N	-/-	L	61	79
1-16-13	H	-/-	L	56	65
3-15-13	N	-/-	W	57	55
1-12-14	A	-/-	L	64	70
2-23-14	H	-/-	W	76	57
2-15-15	A	-/-	L	54	66
1-30-16	A	-/21	L	74	89
3-1-16	H	-/15	L	62	81
1-29-17	H	-/20	W	83	80
1-6-18	A	-/13	L	62	74
2-9-19	A	-/15	L	62	81
2-23-19	H	-/15	L	72	75

**RUTGERS (NEBRASKA LEADS 8-4)**

- In Lincoln: Nebraska leads, 4-0  
 At Pinnacle Bank Arena: Nebraska leads, 3-0
- In Piscataway: Rutgers leads, 3-2  
 Rutgers Athletic Center: Rutgers leads, 3-2
- St. Charles, Mo.: Rutgers leads, 1-0
- In Big Ten Conference games: Nebraska leads, 5-2
- In Big Ten Tournament games: Nebraska leads, 2-0

**HUSKER-SCARLET KNIGHT SUPERLATIVES**

- Most consecutive wins (year ended): Nebraska 5 (2007-2016); Rutgers 2 (1999-2006)
- Most points scored: Nebraska, 90, at Piscataway, N.J., Jan. 9, 2016; Rutgers, 76, at Piscataway, N.J., Jan. 21, 2019
- Highest combined score: 161, Nebraska 89, Rutgers 72; at Indianapolis, Ind., March 9, 2016
- Biggest winning margin: Nebraska, 34, Piscataway, N.J., Jan. 10, 2016; Rutgers, 19, at St. Charles, Mo., Nov. 28, 1999

Date	Site	Rankings	Result	Neb.	RU
11-28-99	N	-/-	L	62	81
12-2-06	A	-/-	L	73	75
12-9-07	H	-/-	W	63	51
1-8-15	H	-/-	W	65	49
1-9-16	A	-/-	W	90	56
2-6-16	H	-/-	W	87	64
3-9-16	N	-/-	W	89	72
1-21-17	A	-/-	L	64	65
1-24-18	A	-/-	W	60	54
2-10-18	H	-/-	W	67	55
1-21-19	A	-/-	L	69	76
3-13-19	N	-/-	W	68	61

**WISCONSIN (WISCONSIN LEADS 16-14)**

- In Lincoln: Nebraska leads, 7-6  
 At Pinnacle Bank Arena: Wisconsin leads, 3-2
- In Madison: Wisconsin leads, 8-5  
 Kohl Center: Wisconsin leads, 4-1
- In Honolulu, Hawaii: Nebraska leads 1-0
- In Fairbanks, Alaska: Wisconsin leads 1-0
- In Big Ten Conference games: Wisconsin leads, 9-3
- In Big Ten Tournament games: Tied, 1-1

**HUSKER-BADGER SUPERLATIVES**

- Most consecutive wins (year ended): Nebraska 8 (1956-91); Wisconsin 5 (1998-2013)
- Most points scored: Nebraska, 101, at Madison, Wis., Dec. 1, 1965; Wisconsin, 88, at Madison, Wis., Dec. 1, 1965
- Highest combined score: 189, Nebraska, 101, Wisconsin 88, at Madison, Wis., Dec. 1, 1965
- Biggest winning margin: Nebraska, 21, at Lincoln, Neb., Dec. 11, 1991; Wisconsin, 39, at Madison, Wis., March 3, 1908

Date	Site	Rankings	Result	Neb.	Wis.
3-5-04	H	-/-	W	25	22
2-21-07	A	-/-	L	31	35
3-3-08	A	-/-	L	4	43
1-4-22	A	-/-	L	14	27
12-30-39	A	-/-	W	53	43
1-4-41	H	-/-	L	31	46
12-19-55	A	-/-	L	52	71
12-10-56	H	-/-	W	53	51
12-1-65	A	-/-	W	101	88
11-30-68	H	-/-	W	68	55
12-27-79	N	-/-	W (OT)	83	82
12-5-83	A	-/-	W (2OT)	71	69
12-12-84	H	-/-	W	53	51
12-11-90	A	-/-	W	75	63
12-11-91	H	-/-	W	86	67
11-22-98	N	-/-	L	41	78
12-27-11	H	-/11	L	40	64
1-15-12	A	-/-	L	45	50
1-6-13	H	-/-	L	41	47
2-26-13	A	-/17	L	46	77
3-9-14	H	-/9	W	77	68
1-15-15	A	-/7	L	55	70
2-10-15	H	-/5	L	55	65
2-10-16	A	-/-	L	61	72
3-10-16	N	-/-	W	70	58
2-9-17	H	-/7	L (OT)	69	70
1-9-18	H	-/-	W	63	59
1-29-18	A	-/-	W	74	63
1-29-19	H	-/24	L	51	62
3-15-19	N	-/19	L	62	66

OPPONENTS



Walter Pitchford and the Huskers celebrate after toppling No. 18 Ohio State, 68-62 on Jan. 20, 2014, at Pinnacle Bank Arena.



ABILENE CHRISTIAN (NU LEADS 1-0)

12-5-15 H W 73-63

AIR FORCE (NU LEADS 4-1)

12-5-59 H W 68-54
12-9-61 A L 49-58
12-8-62 H W 43-39
12-9-72 N W 57-53
12-28-81 N W 63-47
Totals 280-251

ALABAMA (NU TRAILS 0-2)

12-20-54 A L 76-88
12-29-85 N L 61-78
Totals 137-166

ALABAMA A&M (NU LEADS 3-0)

12-21-05 H W 67-60
12-17-06 H W 82-55
11-17-07 H W 59-45
Totals 208-160

ALABAMA STATE (NU LEADS 1-0)

12-3-08 H W 80-51

ALASKA-FAIRBANKS (SERIES TIED 1-1)

12-9-00 H W 84-55
11-23-02 N L 61-64
Totals 125-119

ALCORN STATE (NU LEADS 3-0)

12-29-07 H W 77-53
12-8-10 H W 78-57
12-17-11 H W 60-46
Totals 215-156

ANGELO STATE (NU LEADS 1-0)

1-5-80 H W 83-70

APPALACHIAN STATE (NU LEADS 2-1)

12-19-92 H W 93-83
12-1-93 A L 82-91
12-31-94 H W 108-71
Totals 283-245

ARIZONA (SERIES TIED 2-2)

12-21-60 H W 79-55
12-23-68 A L 63-68
12-20-69 H W 79-69
12-18-99 N L 59-80
Totals 280-272

ARIZONA STATE (NU TRAILS 3-4)

12-20-68 A L 76-83
12-7-74 A L 62-83
12-23-85 H W 80-67
12-28-02 A L 63-75
12-3-03 H W 68-60
12-2-07 H W 62-47
12-7-08 A L 44-64
Totals 455-479

ARKANSAS (NU TRAILS 2-6)

12-16-32 H L 24-41
12-12-46 N L 46-57
12-30-80 A L 52-64
1-9-82 H L 50-51
1-3-83 N L 58-64
12-10-83 H W 67-54
3-17-87 H W 78-71
3-12-98 N L 65-74
Totals 440-476

ARKANSAS-LITTLE ROCK (NU LEADS 1-0)

3-26-87 N W 76-67

ARKANSAS-PINE BLUFF (NU LEADS 5-0)

11-23-04 H W 97-40
11-27-06 H W 71-42
11-22-08 H W 67-53
11-15-10 H W 83-40
11-24-15 H W 67-44
Totals 385-219

ARKANSAS STATE (NU LEADS 2-0)

3-16-89 H W 81-79
12-14-13 H W 79-67
Totals 160-146

ARKANSAS TECH (NU LEADS 1-0)

11-25-78 H W 70-59

AUGUSTANA (S.D.) (NU LEADS 3-0)

12-14-68 H W 73-56
12-4-69 H W 75-56
11-26-83 H W 113-69
Totals 261-181

BAKER (NU LEADS 3-0)

1904-05 W 49-19
2-3-1906 H W 34-23
2-21-1906 A W 33-27
Totals 116-69

BALL STATE (NU TRAILS 1-2)

12-27-80 A L 62-67
12-19-81 H W 71-57
11-24-02 N L 65-73
Totals 191-203

BAYLOR (NU LEADS 12-11)

12-17-49 H W 69-55
12-9-1981 A W 64-63
12-11-82 H W 59-56
11-28-87 N L 79-82
2-19-97 A L 60-71
2-14-98 H W 66-55
3-6-98 \*N W 65-46
1-16-99 A W 68-55
1-22-00 H W 69-55
3-9-00 \*N L \*55-63
2-10-01 A L 58-69
2-27-02 H W 75-55
2-22-03 A L 64-78
1-21-04 H W 76-47
2-12-05 A W 74-63
2-4-06 H W 60-45
2-21-07 A L 59-63
1-19-08 H L 70-72
3-7-09 A W 66-62
3-11-09 \*N L 49-65
2-10-10 H L 53-55
2-9-11 A L 70-74
3-21-14 \*N L 60-74
Totals 1433-1423

\*\*\*Phillips 66 Big 12 Championship
^NCAA Tournament (San Antonio, Texas)

BELLEVUE (NU LEADS 1-0)

3-20-1906 A W 39-27

BETHUNE-COOKMAN (NU LEADS 1-0)

12-20-04 H W 70-26

BOSTON COLLEGE (NU LEADS 1-0)

11-29-17 H W 71-62

BOWLING GREEN (NU LEADS 2-1)

12-15-90 H W 99-85
12-7-96 H W 73-68
1-1-97 N L 55-58
Totals 227-211

BRADLEY (NU TRAILS 2-5)

12-30-37 A L 30-50
12-17-38 H L 24-39
12-29-45 A L 33-53
12-12-49 A L 54-64
12-20-52 A W 73-65
12-18-54 A W 93-68
12-18-58 A L 48-85
Totals 355-424

BRANDEIS (OMAHA) (NU LEADS 1-0)

1916-17 W 29-11

BRIGHAM YOUNG (NU TRAILS 1-4)

1-5-31 H L 44-55
12-17-31 H L 27-31
12-17-35 H W 53-34
12-28-35 A L 39-46
12-23-09 N L 66-88
Totals 229-254

BROOKLYN (NU LEADS 2-0)

1-7-87 H W 62-46
12-21-87 H W 72-44
Totals 134-90

BROWN COLLEGE "B" (NU LEADS 1-0)

3-15-1906 H W 57-12

BURGESS-NASH (NU LEADS 1-0)

1-30-16 A W 24-20

BUTLER (NU LEADS 3-1)

12-30-29 A L 26-38
2-2-31 H W 32-14
12-29-86 N W 67-56
3-20-19 H W 80-76
Totals 205-184

CALIFORNIA (NU TRAILS 6-7)

1-7-38 H W 38-32
12-26-38 A W 46-43
12-27-38 A L 30-58
1-6-40 H W 46-32
12-26-40 A L 24-30
12-11-50 A L 59-62
12-22-61 A L 49-50
12-21-64 H W 87-80
12-22-64 H W 63-59
12-10-65 A L 71-87
12-11-65 A W 70-68
12-21-68 N L 73-86
12-8-72 N L 50-75
Totals 706-762

CALIFORNIA-DAVIS (NU LEADS 1-0)

12-16-77 H W 69-64

CALIFORNIA-IRVINE (SERIES TIED 2-2)

12-1-69 H W 76-73
12-28-84 N W 73-67
12-2-85 H L 80-87
11-28-86 A L 101-109
Totals 330-336

CALIFORNIA SANTA BARBARA (NU LEADS 2-0)

12-22-78 N W 75-55
12-27-02 N W 60-57
Totals 135-112

CAL STATE BAKERSFIELD (NU LEADS 1-0)

12-13-79 H W 94-80

CAL STATE FULLERTON (NU LEADS 2-0)

12-4-67 H W 111-74
12-22-18 H W 86-62
Totals 197-136

CAMP FUNSTON (NU TRAILS 0-1)

1917-18 H L 14-43

CANISIUS (SERIES TIED 1-1)

12-29-36 A L 34-39
3-13-85 H W 79-66
Totals 113-105

CARLETON (NU TRAILS 0-2)

1-4-32 H L 30-40
12-22-32 A L 19-23
Totals 49-63

CENTENARY (NU LEADS 1-0)

11-21-02 N W 68-45

CENTRAL ARKANSAS (NU LEADS 1-0)

11-18-14 H W 82-56

CENTRAL CITY (NU LEADS 1-0)

1-26-07 H W 40-9

CENTRAL MICHIGAN (NU LEADS 2-0)

12-20-11 H W 72-69
12-22-12 N W 89-75
Totals 161-144

CHAMINADE (NU LEADS 2-0)

11-29-87 A W 76-75
12-28-88 A W 86-85
Totals 162-160

CHARLOTTE (NU LEADS 1-0)

3-19-08 H W 67-48

CHEYENNE BUSINESS COLLEGE (NU TRAILS 0-1)

2-7-1903 A L 28-42

CHICAGO CENTRAL (NU TRAILS 0-1)

1904-05 A L 22-59

CHICAGO STATE (NU LEADS 3-0)

1-16-90 H W 92-57
12-17-05 H W 76-65
12-10-09 H W 74-39
Totals 242-161

CINCINNATI (NU TRAILS 1-5)

12-18-48 A L 46-64
12-19-60 A L 60-75
12-31-96 N L 73-84
12-28-13 A L 59-74
12-13-14 H W 56-55 (20T)
11-27-15 N L 61-65
Totals 355-412

THE CITADEL (NU LEADS 4-0)

12-30-90 A W 94-80
12-2-91 H W 84-61
12-7-92 H W 86-46
12-21-12 H W 77-62
Totals 341-249

CLEMSON (TIED 1-1)

11-30-16 A L 58-60
11-26-18 A W 68-66
Totals 126-126

COLGATE (NU LEADS 3-1)

2-25-21 H L 15-21
2-26-21 H W 24-15
12-4-92 H W 108-76

12-5-98 H W 60-48
Totals 207-160

COLLEGE OF CHARLESTON (NU LEADS 1-0)

11-27-94 N W 74-72

COLORADO (NU LEADS 77-71)

2-5-03 A W 28-12
1-16-20 A W 27-16
1-16-20 A W 24-17
1-10-38 H W 29-18
1-17-48 A W 59-55
2-25-48 H W 58-53
2-5-49 H W 45-43
2-26-49 A W 56-45
12-28-49 \*N L 57-67
1-16-50 A L 59-72
2-18-50 H W 59-49
1-15-51 A L 45-51
2-24-51 H W 58-45
12-28-51 N L 63-68
1-5-52 H W 63-61
2-11-52 A L 65-67
12-30-52 \*N L 53-67
1-5-53 A W 80-65
2-9-53 H L 78-86
2-8-54 H L 67-75
2-20-54 A L 58-83
12-29-54 \*N L 47-89
2-7-55 H W 84-77
3-5-55 A L 66-77
1-7-56 A L 63-78
1-21-56 H L 50-77
1-7-57 H W 74-52
1-12-57 A L 56-60
2-17-58 H W 50-41
3-8-58 A L 52-54
12-29-58 \*N L 50-54
1-5-59 A L 50-57
2-23-59 H W 62-61
12-26-59 \*N L 55-64
1-16-60 A L 57-62 (OT)
1-30-60 H L 54-58
1-9-61 H W 65-61
1-14-61 A W 51-66\*\*
1-13-62 H L 56-58
2-10-62 A L 63-74
12-28-62 \*N L 47-59
1-7-63 H L 47-75
3-4-63 A L 51-80
12-30-63 \*N L 58-80
2-15-64 H L 52-60
3-9-64 A L 73-89
12-28-64 \*N L 52-70
2-6-65 A L 52-62
2-13-65 H W 66-59

OPPONENTS



Nate Johnson earned honorable-mention All-Big 12 honors in both 2003 and 2004.



2-21-66	H	W	70-63
3-7-66	A	L	88-95
12-30-66	*N	L	66-73
1-14-67	H	W	84-80
3-11-67	A	L	57-64
2-1-68	H	W	87-73
2-24-68	A	L	73-75
2-8-69	A	L	81-83
2-24-69	H	W	79-65
12-27-69	*N	L	60-72
1-17-70	H	W	60-58
2-10-70	A	L	59-76
12-29-70	*N	W	77-67
2-16-71	A	W	65-63
3-6-71	H	W	85-71
1-15-72	H	W	67-55
2-26-72	A	L	57-67
2-6-73	H	L	59-67
3-6-73	A	L	63-71
2-12-74	A	L	64-65
3-5-74	H	W	65-42
1-25-75	H	W	85-59
2-15-75	A	L	61-62
1-24-76	A	W	66-64
2-14-76	H	W	80-61
12-28-76	*N	L	50-55
1-12-77	H	W	69-54
2-2-77	A	W	73-62
1-11-78	A	L	64-73
2-1-78	H	W	86-75
12-12-78	*N	L	61-74
1-13-79	A	L	61-64
2-3-79	H	W	79-52
1-19-80	A	W	53-44
2-16-80	H	L	55-56
1-21-81	H	L	59-62
2-11-81	A	W	57-56
3-3-81	***N	L	66-70
1-30-82	A	W	74-57
2-24-82	H	W	79-57
1-22-83	A	L	69-72
2-12-83	H	W	68-56
1-28-84	A	L	57-60
2-25-84	H	W	75-67
1-23-85	H	W	85-67
2-13-85	A	L	61-64
2-1-86	A	W	77-60
2-26-86	H	W	79-72
1-17-87	H	W	86-66
2-7-87	A	W	68-65
1-30-88	A	W	63-57
2-21-88	H	W	75-67
2-8-89	A	L	80-83
2-22-89	H	W	97-59
2-7-90	A	W	91-82
2-28-90	H	W	96-82
1-22-91	A	L	69-86
2-9-91	H	W	86-72
1-11-92	A	W	84-74
2-29-92	H	W	84-70
1-25-93	A	W	82-67
2-24-93	H	W	76-67
1-8-94	H	W	106-67
1-19-94	A	L	81-86
2-8-95	A	W	100-86
2-25-95	H	L	74-80
1-10-96	H	W	79-74
2-28-96	A	L	64-78
1-4-97	A	L	73-79
2-5-97	H	W	77-69
1-11-98	H	W	87-72
2-21-98	A	W	79-71
1-23-99	H	W	72-55
2-3-99	A	W	57-52
2-8-00	A	L	58-70
2-26-00	H	W	69-64
2-3-01	H	L	57-60
2-17-01	A	W	87-82 (OT)
1-12-02	H	W	75-67
2-5-02	A	L	61-84
3-7-02	***N	L	60-67
1-18-03	H	W	80-77 (OT)

3-8-03	A	L	69-84
1-14-04	H	L	60-68
3-6-04	A	L	75-78
1-12-05	A	W	68-61
3-2-05	H	W	70-55
1-25-06	A	L	59-81
2-22-06	H	W	93-77
1-20-07	H	W	71-50
3-3-07	A	L	69-73
1-15-08	A	L	51-55
3-9-08	H	W	68-49
2-4-09	A	W	55-53
2-18-09	H	W	46-41
1-27-10	A	L	60-72
3-2-10	H	L	68-81
1-18-11	H	W	79-67
3-5-11	A	L	57-67

Totals 9,800-9,351  
 \*at Kansas City \*\*Colorado forfeit  
 \*\*\*Phillips 66 Big Eight Championship

**COLORADO COLLEGE (NU LEADS 6-1)**

2-4-1903	A	W	39-11
1-14-20	A	W	32-19
1-15-20	A	L	23-25
3-5-20	H	W	23-9
3-6-20	H	W	33-12
1-4-29	A	W	32-24
1-5-29	A	W	48-26

**COLORADO STATE (NU LEADS 7-3)**

12-23-47	H	W	67-47
12-19-70	H	W	69-65
12-16-72	N	L	51-57
12-22-80	H	W	54-48
12-23-81	A	L	51-58 (OT)
1-4-84	H	W	56-54
1-12-85	A	W	88-78 (2OT)
3-14-96	A	W	91-83
11-25-97	H	W	64-57
12-12-98	A	L	49-75

**COLUMBIA (NU LEADS 1-0)**

1-2-88	H	W	82-62
--------	---	---	-------

**CONNECTICUT (NU TRAILS 0-2)**

3-19-92	N	L	65-86
3-21-97	A	L	67-76

**COPPIN STATE (NU LEADS 1-0)**

12-6-96	H	W	88-72
---------	---	---	-------

**CORNELL (NU LEADS 2-0)**

12-29-55	N	W	70-69
12-29-82	N	W	66-56

**COTNER COLLEGE (NU LEADS 4-1)**

12-12-1908	H	W	28-24
1-7-11	H	L	17-35
1-11-13	H	W	29-18
1-17-14	H	W	56-11
1916-17	W		42-10

**CREIGHTON (TIED 26-26)**

1922-23	A	L	24-46
1923-24	H	W	25-21
2-28-25	A	W	15-11
1-9-26	A	W	20-15
2-15-26	H	L	11-15
3-4-32	A	L	18-47
3-7-32	H	L	26-28
12-9-77	H	W	65-58
12-9-78	A	L	61-78
12-8-79	H	W	64-55
12-6-80	A	L	61-66 (OT)
12-5-81	H	W	86-46
12-4-82	A	W	65-62



Ade Dagunduro was a third-team All-Big 12 pick in 2009 and was on the Big 12 All-Defensive team that season.

12-3-83	H	W	65-56
3-15-84	A	W	56-54
12-8-84	A	W	78-73
12-7-85	H	W	71-52
12-6-86	A	L	66-78
1-3-87	H	W	70-65 (OT)
12-9-87	A	L	73-88
11-26-88	H	W	86-77
12-14-89	A	L	83-86
12-6-90	H	W	97-63
12-7-91	A	W	90-85
12-10-92	H	W	100-83
12-9-93	A	W	67-53
12-7-94	H	W	85-57
12-6-95	A	W	88-67
1-8-97	H	W	71-52
12-10-97	A	L	73-84
12-9-98	H	W	76-60
12-9-99	A	L	72-89
1-2-01	H	L	51-62
12-12-01	A	L	70-76
12-21-02	H	L	73-81
12-10-03	A	L	54-61
3-16-04	A	W	71-70
12-11-04	H	L	48-50
12-11-05	A	L	44-70
11-18-06	H	W	73-61
11-24-07	A	L	62-74
11-29-08	H	W	54-52
12-06-09	A	L	61-67
12-5-10	H	W	59-54
12-4-11	A	L	66-76
12-6-12	H	L	42-64
12-8-13	A	L	67-82
12-7-14	H	L	55-65
12-9-15	A	L	67-83
12-7-16	H	L	62-77
12-9-17	A	L	65-75
12-8-18	W	W	95-75

Totals 3,447-3,160

**CRETE (NU LEADS 1-0)**

1-4-1907	A	W	82-8
----------	---	---	------

**DAVIDSON (NU TRAILS 0-1)**

11-19-2010	N	L	67-70
------------	---	---	-------

**DAYTON (NU LEADS 1-0)**

11-24-2016	N	W	80-78
------------	---	---	-------

**DELAWARE STATE (NU LEADS 5-0)**

12-29-94	H	W	94-52
12-20-95	H	W	88-41
12-8-03	H	W	68-39
11-19-15	H	W	75-60

12-22-17	H	W	85-68
Totals			410-260

**DENVER (NU LEADS 6-2)**

3-1-1907	H	W	40-13
1-26-35	H	W	34-22
1-7-36	A	L	35-45
12-16-57	H	W	68-63
12-13-60	H	W	77-52
12-15-62	H	L	54-63
11-26-82	H	W	94-58
1-4-02	H	W	79-75 (OT)

Totals 481-391

**DENVER YMCA (NU LEADS 1-0)**

2-3-1903	A	W	44-29
----------	---	---	-------

**DEPAUL (NU TRAILS 1-4)**

3-4-08	A	W	25-18
12-22-33	A	L	13-33
2-24-39	H	L	33-37
12-11-43	A	L	15-55
3-28-83	N	L	58-68

Totals 144-211

**DETROIT (NU TRAILS 3-4)**

12-28-37	A	L	33-34
1-2-40	H	L	46-47
12-29-41	A	L	29-33
1-31-59	H	W	91-77
12-17-60	A	L	62-71
12-22-86	H	W	71-55
12-7-87	A	W	63-58

Totals 332-375

**DOANE (NU LEADS 2-0)**

1-17-1899	H	W	52-7
1899-00	H	W	57-3

Totals 109-10

**DRAKE (NU LEADS 43-14)**

1-22-1909	H	W	39-30
1-23-1909	H	W	34-12
2-10-1909	A	L	12-34
2-11-1909	A	L	15-25
1-28-10	H	W	40-14
1-29-10	H	W	27-6
2-8-10	A	W	20-16
2-10-10	A	W	22-13
1-12-12	H	W	42-24
1-13-12	H	W	35-13
2-21-12	A	W	33-15
2-22-12	A	W	46-14
1-31-13	H	W	32-7
2-1-13	H	W	24-15
2-19-13	A	W	21-4
2-20-13	A	W	25-11

2-13-14	H	W	32-20
2-14-14	H	W	31-10
2-19-14	A	W	36-17
2-10-15	A	W	14-5
2-11-15	A	W	23-14
2-19-15	H	L	19-20
2-20-15	H	W	27-11
1-21-16	H	W	41-12
1-22-16	H	W	44-16
2-23-16	A	W	34-24
2-24-16	A	W	40-15
1916-17	W		23-13
1916-17	W		26-18
1917-18	A	W	32-10
1917-18	A	W	21-14
1-22-19	A	W	34-13
1-25-19	A	W	24-14
1-30-19	H	L	15-22
2-1-19	H	W	19-9
2-18-22	A	L	32-34
2-28-22	H	L	15-29
1922-23	H	L	18-30
1-25-23	A	L	25-36
1923-24	A	L	15-19
1923-24	H	L	12-25
1-17-25	H	W	20-8
3-2-25	A	L	10-18
2-2-26	A	W	23-21
3-1-26	H	W	22-21
1926-27	H	L	34-35
3-4-27	A	W	46-32
1-14-28	A	L	28-32
2-14-28	H	W	34-27
2-16-29	H	W	37-24
2-23-29	A	W	33-26
1-24-31			



Bernard Garner helped Nebraska win the 1996 NIT title, averaging 10.7 points and 6.3 rebounds per game in 1995-96.



Herschell Turner was Nebraska's first 1,000-point scorer and averaged 14.7 points per game in his three-year career.

11-21-00	H	W	85-71
11-11-17	H	W	72-68
Totals			483-403

<b>EASTERN MICHIGAN (NU LEADS 1-0)</b>			
11-29-03	H	W	67-59

<b>EASTERN WASHINGTON (NU LEADS 5-0)</b>			
12-3-79	H	W	82-68
1-14-84	H	W	105-71
12-21-91	H	W	102-67
12-31-02	H	W	63-60
12-18-10	H	W	72-42
Totals			361-248

<b>EMPORIA STATE (NU LEADS 1-0)</b>			
2-4-56	H	W	72-59

<b>EVANSVILLE (SERIES TIED 1-1)</b>			
1-3-85	A	L	73-80
1-6-86	H	W	77-70
Totals			150-150

<b>FAIRLEIGH DICKINSON (NU LEADS 1-0)</b>			
11-22-03	H	W	80-64

<b>FLORIDA A&amp;M (NU LEADS 2-0)</b>			
12-20-93	H	W	86-61
1-5-09	H	W	81-56
Totals			167-117

<b>FLORIDA GULF COAST (NU LEADS 2-0)</b>			
12-7-01	H	W	51-50
11-8-13	H	W	79-55
Totals			130-105

<b>FLORIDA STATE (SERIES TIED 1-1)</b>			
12-31-05	N	L	60-74
12-1-14	A	W	70-65
Totals			130-139

<b>FOND DU LAC (NU TRAILS 0-1)</b>			
1900-01	A	L	20-32

<b>FORDHAM (NU LEADS 1-0)</b>			
12-30-92	N	W	79-55

<b>FORT DODGE (NU LEADS 5-1)</b>			
1904-05	W	53-27	
3-21-1906	A	W	33-23
2-14-1907	A	W	34-22
2-9-14	A	W	38-22
1917-18	H	W	19-16
1917-18	H	L	14-21
Totals			171-132

<b>FORT DODGE COMPANY G (NU TRAILS 0-1)</b>			
1-6-15	A	L	18-23

<b>FORT RILEY (NU LEADS 1-0)</b>			
2-20-1906	A	W	43-13

<b>FRESNO STATE (NU LEADS 2-0)</b>			
12-15-51	H	W	72-48
3-22-96	A	W	83-71
Totals			155-119

<b>FURMAN (NU LEADS 2-0)</b>			
1-4-88	A	W	75-74 (OT)
12-17-88	H	W	69-56
Totals			144-130

<b>GARDNER NAVAL RESERVE (NU TRAILS 0-2)</b>			
1-21-43	H	L	37-52
2-6-43	N	L	37-43
Totals			74-95

<b>GARDNER-WEBB (NU TRAILS 0-1)</b>			
12-18-16	H	L	62-70

<b>GEORGE WASHINGTON (NU TRAILS 0-1)</b>			
1-2-37	A	L	22-41

<b>GEORGIA (NU LEADS 2-1)</b>			
12-20-85	H	L	63-67
3-16-95	H	W	69-61
11-24-13	N	W	73-65
Totals			205-193

<b>GEORGIA SOUTHERN (NU LEADS 1-0)</b>			
12-1-95	H	W	82-59

<b>GEORGIA STATE (NU LEADS 2-0)</b>			
1-4-73	N	W	63-54
12-11-73	H	W	78-75 (OT)
Totals			141-129

<b>GEORGIA TECH (NU TRAILS 0-1)</b>			
12-28-83	A	L	49-66

<b>GRAMBLING STATE (NU LEADS 3-1)</b>			
1-6-88	H	L	68-71 (OT)
12-2-95	H	W	96-80
12-6-97	H	W	85-48
12-21-10	H	W	79-39
Totals			328-238

<b>GREAT LAKES (NU TRAILS 0-1)</b>			
1-24-42	H	L	40-50

<b>GREELEY HS (NU LEADS 1-0)</b>			
2-6-1903	A	W	25-15

<b>GRINNELL (NU LEADS 17-7)</b>			
2-23-07	A	L	21-27
3-7-08	A	L	14-37
1916-17	L	9-22	
1-23-19	A	W	24-14
1-24-19	A	L	15-16
3-12-19	H	W	27-15
3-13-19	H	L	21-22
1-14-21	H	W	31-10
1-15-21	H	W	28-15
2-11-21	A	W	31-16
2-12-21	A	W	29-22
1-14-22	H	W	27-17
2-7-22	A	W	28-25
1-27-23	A	W	20-13
1922-23	H	L	17-32
1923-24	A	W	32-19
1923-24	H	W	32-18
2-9-25	H	W	35-27
3-3-25	A	L	21-36
1-16-26	H	W	24-14
1-30-26	A	W	39-18
1926-27	H	W	30-22
2-10-28	A	W	35-22
2-28-28	H	W	35-16
Totals			625-495

<b>HAMLIN (NU LEADS 2-0)</b>			
1-7-15	A	W	20-9
1916-17	W	15-8	
Totals			35-17

<b>HARVARD (NU LEADS 3-0)</b>			
12-30-48	N	W	56-54
1-3-53	H	W	92-53
12-1-89	H	W	117-79
Totals			265-186

<b>HASKELL (NU TRAILS 0-2)</b>			
2-28-1902	A	L	29-79
1-17-1903	A	L	18-25
Totals			47-104

<b>HASTINGS (NU LEADS 1-0)</b>			
1-13-20	A	W	47-9

<b>HAWAII (NU TRAILS 2-7)</b>			
12-11-67	A	L	74-82
12-13-67	A	L	72-86
12-2-76	A	W	64-59
12-3-76	A	W	60-59
12-29-79	N	L	55-67
12-29-97	A	L	62-87
3-22-04	A	L	83-84
12-22-06	N	L	72-81

<b>HAWAII-HILO (NU TRAILS 0-1)</b>			
12-1-76	A	L	66-71

<b>HIGHLAND PARK (NU TRAILS 1-2)</b>			
1903-04	L	Score NA	
1904-05	L	34-39	
1-23-1908	H	W	51-23
Totals			85-62

<b>HILLYARD'S (NU TRAILS 0-1)</b>			
1926-27	A	L	20-36

<b>HOFSTRA (SERIES TIED 1-1)</b>			
3-16-06	A	L	62-73
11-21-10	N	W	62-47
Totals			124-120

<b>HOUSTON (NU TRAILS 1-3)</b>			
12-3-62	A	L	61-68
12-14-63	H	L	58-64
12-12-69	A	L	82-112
12-23-06	N	W	70-57
Totals			271-301

<b>HUDSON COLLEGE (NU LEADS 1-0)</b>			
2-18-1907	A	W	26-25

<b>IDAHO (NU TRAILS 3-4)</b>			
12-23-49	H	W	66-45
12-17-71	H	W	90-49
1-2-80	A	L	55-64
11-29-80	H	L	53-64
12-5-88	A	L	68-83
12-11-89	H	L	72-79
12-28-90	H	W	85-65
Totals			489-449

<b>IDAHO STATE (NU LEADS 1-0)</b>			
12-3-94	H	W	98-72

<b>ILLINOIS WESLEYAN (NU LEADS 1-0)</b>			
1-4-21	A	W	32-1

<b>INCARNATE WORD (NU TRAILS 0-1)</b>			
12-10-14	H	L	73-74

<b>INDEPENDENCE (NU LEADS 1-0)</b>			
2-22-1906	A	W	41-16

<b>IONA (NU LEADS 2-0)</b>			
3-21-83	H	W	85-73
12-20-00	N	W	81-80
Totals			166-153

<b>IOWA STATE (NU LEADS 131-103)</b>			
1-15-09	H	W	42-20
1-16-09	H	W	40-21
2-8-09	A	L	16-22
2-9-09	A	W	31-17
1-21-10	H	W	24-21
1-22-10	H	W	29-26
2-11-10	A	L	23-34
2-12-10	A	L	17-18
1-20-11	H	W	41-20
1-21-11	H	L	31-33
2-6-11	A	L	27-31
2-7-11	A	W	22-19
2-2-12	H	W	33-12
2-3-12	H	W	40-14
2-23-12	A	W	31-21
2-24-12	A	W	31-12
2-21-13	A	W	29-12
2-22-13	A	W	16-10
2-28-13	H	W	28-8
3-1-13	H	W	24-12
2-20-14	A	W	15-9
2-21-14	A	W	16-3
2-27-14	H	W	24-16
2-28-14	H	W	41-13
1-15-15	H	W	32-15
1-16-15	H	W	25-12
2-12-15	A	W	24-12
2-13-15	A	L	11-25

12-22-14	A	L	58-66
Totals			600-671

<b>HAWAII-HILO (NU TRAILS 0-1)</b>			
12-1-76	A	L	66-71

<b>HIGHLAND PARK (NU TRAILS 1-2)</b>			
1903-04	L	Score NA	
1904-05	L	34-39	
1-23-1908	H	W	51-23
Totals			85-62

<b>HILLYARD'S (NU TRAILS 0-1)</b>			
1926-27	A	L	20-36

<b>HOFSTRA (SERIES TIED 1-1)</b>			
3-16-06	A	L	62-73
11-21-10	N	W	62-47
Totals			124-120

<b>HOUSTON (NU TRAILS 1-3)</b>			
12-3-62	A	L	61-68
12-14-63	H	L	58-64
12-12-69	A	L	82-112
12-23-06	N	W	70-57
Totals			271-301

<b>HUDSON COLLEGE (NU LEADS 1-0)</b>			
2-18-1907	A	W	26-25

<b>IDAHO (NU TRAILS 3-4)</b>			
12-23-49	H	W	66-45
12-17-71	H	W	90-49
1-2-80	A	L	55-64
11-29-80	H	L	53-64
12-5-88	A	L	68-83
12-11-89	H	L	72-79
12-28-90	H	W	85-65
Totals			489-449

<b>IDAHO STATE (NU LEADS 1-0)</b>			
12-3-94	H	W	98-72

<b>ILLINOIS WESLEYAN (NU LEADS 1-0)</b>			
1-4-21	A	W	32-1

<b>INCARNATE WORD (NU TRAILS 0-1)</b>			
12-10-14	H	L	73-74

<b>INDEPENDENCE (NU LEADS 1-0)</b>			
2-22-1906	A	W	41-16

<b>IONA (NU LEADS 2-0)</b>			
3-21-83	H	W	85-73
12-20-00	N	W	81-80
Totals			166-153

<b>IOWA STATE (NU LEADS 131-103)</b>			
1-15-09	H	W	42-20
1-16-09	H	W	40-21
2-8-09	A	L	16-22
2-9-09	A	W	31-17
1-21-10	H	W	24-21
1-22-10	H	W	29-26
2-11-10	A	L	23-34
2-12-10	A	L	17-18
1-20-11	H	W	41-20
1-21-11	H	L	31-33
2-6-11	A	L	27-31
2-7-11	A	W	22-19
2-2-12	H	W	33-12
2-3-12	H	W	40-14
2-23-12	A	W	31-21
2-24-12	A	W	31-12
2-21-13	A	W	29-12
2-22-13	A	W	16-10
2-28-13	H	W	28-8
3-1-13			





**SERIES RESULTS VS. NON-CONFERENCE OPPONENTS**

2-4-16	H	W	35-21	1-4-55	H	W	76-63	2-13-91	A	W	65-57	2-25-11	H	W	38-28	12-27-52	*N	L	66-73	
2-5-16	H	W	31-14	2-26-55	A	L	75-82	2-1-92	H	W	68-63	1-19-12	A	W	30-26	1-12-53	H	L	59-65	
2-25-16	A	W	23-14	2-18-56	H	L	69-71 (OT)	2-22-92	A	W	80-70	1-20-12	A	W	30-26	2-14-53	A	L	58-77	
2-26-16	A	W	29-17	3-9-56	A	L	74-94	2-3-93	A	L	69-96	3-1-12	H	W	49-21	2-13-54	A	L	68-79	
2-22-17	A	L	7-19	12-29-56	*N	L	69-89	2-27-93	H	W	91-87	3-2-12	H	W	29-28	2-22-54	H	L	62-67	
2-23-17	A	L	17-24	2-16-57	A	L	47-59	1-3-94	A	W	78-72	3-10-13	H	W	40-25	12-30-54	*N	L	66-69	
3-9-17	H	L	22-24	3-9-57	H	W	67-58	2-12-94	H	W	102-96	3-11-13	A	W	18-16	1-15-55	H	W	66-62	
3-10-17	H	W	24-21	12-30-57	*N	L	51-61	2-11-95	A	L	69-72 (OT)	3-12-13	**N	L	24-30	2-19-55	A	W	68-55	
2-9-21	A	L	30-38	1-18-58	H	L	52-57	3-5-95	H	L	77-79	1-22-15	A	L	18-43	2-11-56	A	L	56-80	
2-10-21	A	W	32-23	2-1-58	A	L	63-78	2-3-96	H	L	65-75	1-23-15	A	L	23-30	2-25-56	H	L	56-60	
3-4-21	H	W	33-16	1-17-59	H	W	52-49	2-10-96	A	L	59-74	1-14-16	H	W	34-33	2-9-57	H	L	54-69	
3-5-21	H	W	37-11	2-28-59	A	L	56-59	3-8-96	**N	L	60-62	1-15-16	H	W	40-27	2-23-57	A	L	60-87	
1-9-22	A	W	21-14	1-4-60	A	L	53-57	1-29-97	H	L	67-77	2-16-17	A	W	21-19	2-8-58	A	L	46-102	
2-4-22	H	L	7-26	2-13-60	H	W	69-49	2-22-97	A	W	74-69 (OT)	2-17-17	A	L	10-30	2-22-58	H	W	43-41	
1-26-23	A	W	21-15	1-21-61	H	L	58-66	1-24-98	H	W	63-49	2-15-18	H	W	24-23	2-14-59	H	L	55-63	
2-3-23	H	L	17-21	2-13-61	A	L	62-68	2-28-98	A	W	70-62	2-16-18	H	L	25-31	2-21-59	A	L	50-66	
2-27-24	A	W	18-16	1-20-62	A	L	72-84	1-30-99	A	L	47-52	3-5-19	A	L	17-31	1-9-60	H	L	47-60	
3-3-24	H	W	27-14	2-12-62	H	L	66-79	2-13-99	H	W	59-57	3-6-19	A	W	29-24	3-7-60	A	L	74-79	
2-24-25	H	W	37-17	12-26-62	*N	L	68-82	1-12-00	H	L	65-66	1-19-22	H	L	15-25	12-28-60	*N	L	53-78	
3-4-25	A	W	28-13	2-4-63	A	L	69-83	2-12-00	A	L	65-87	3-6-22	A	L	18-41	2-11-61	H	L	33-38	
1-23-26	H	W	18-13	2-11-63	H	L	54-75	1-20-01	H	L	59-60	1-5-23	A	L	20-30	2-25-61	A	W	69-68	
2-1-26	A	W	27-12	1-6-64	A	W	55-52	3-3-01	A	L	73-86	2-12-23	H	L	15-36	12-30-61	*N	L	68-69	
1-29-27	H	W	35-19	2-22-64	H	W	57-55	1-26-02	H	W	86-84 (OT)	1-18-24	A	L	18-19	1-6-62	A	W	69-67	
3-3-27	A	L	24-26	12-30-64	*N	L	62-69	2-16-02	A	L	79-85	1-26-24	H	L	10-13	2-21-62	H	L	70-73	
1-28-28	H	W	37-26	1-18-65	H	W	88-79	1-25-03	A	L	61-71	1-31-25	H	L	20-25	1-19-63	A	L	53-72	
2-9-28	A	W	32-26	2-20-65	A	W	69-65	3-1-03	H	W	69-63	2-17-25	A	L	20-28	2-23-63	H	L	39-45	
2-2-29	H	W	45-39	1-4-66	A	W	76-74	1-10-04	A	L	74-89	2-6-26	H	L	14-25	1-14-64	A	L	48-74	
2-22-29	A	L	33-37	2-12-66	H	W	81-70	2-28-04	H	W	68-65	2-27-26	A	L	17-30	2-24-64	H	L	55-64	
1-22-30	A	W	32-22	2-11-67	H	W	94-82	2-8-05	H	L	60-65	1-19-27	A	W	27-24	1-4-65	H	L	56-66	
2-22-30	H	W	52-50	2-18-67	A	W	76-65	2-27-05	A	W	76-69	2-26-27	H	L	25-34	2-23-65	A	L	62-71	
1-31-31	H	W	31-19	1-5-68	A	L	70-85	1-17-06	H	L	75-88	2-17-28	A	L	27-33	12-30-65	*N	L	61-71	
2-16-31	A	L	28-42	3-1-68	H	L	92-93 (OT)	2-15-06	A	W	73-63	2-24-28	H	W	32-28	1-18-66	H	W	83-75	
1-8-32	A	W	28-24	1-25-69	A	L	93-99 (OT)	1-10-07	A	L	62-71	1-19-29	H	W	30-29	2-26-66	A	L	73-110	
2-1-32	H	L	32-33	2-15-69	H	L	74-75 (OT)	2-28-07	H	L	63-69	2-7-29	A	W	37-31	2-7-67	A	L	58-84	
1-30-33	H	L	25-30 (OT)	12-29-69	*N	W	74-66	2-2-08	H	W	64-56	2-10-30	A	L	20-27	3-4-67	H	L	57-64	
2-28-33	A	W	43-16	1-6-70	A	L	70-72	2-16-08	A	L	52-60	3-1-30	H	L	35-36	2-17-68	A	L	60-71	
1-5-34	A	W	37-31 (OT)	3-7-70	H	W	87-81	1-14-09	A	L	53-65	1-19-31	A	W	31-30 (OT)	2-27-68	H	W	76-69	
2-24-34	H	W	26-21	1-16-71	H	W	84-62	3-4-09	H	W	77-61	2-14-31	H	L	29-34	12-26-68	*N	L	56-82	
1-12-35	H	W	32-31	2-9-71	A	W	69-67 (OT)	1-16-10	H	L	53-56	1-12-32	H	L	31-34	1-4-69	H	L	52-56	
2-23-35	A	L	14-22	2-12-72	H	W	76-71	2-24-10	A	L	74-78	2-15-32	A	L	19-51	2-22-69	A	L	73-79	
1-25-36	A	L	40-41 (OT)	3-6-72	A	L	67-76	1-8-11	H	W	63-62	1-6-33	A	L	29-32	12-30-69	*N	W	78-73	
2-15-36	H	W	49-20	12-27-72	*N	L	64-75	2-25-11	A	L	82-83 (OT)	2-4-33	H	L	20-34	2-7-70	H	W	84-73	
1-16-37	H	W	45-33	1-30-73	A	L	60-81	Totals		12,614-11,261	1-9-34	H	W	24-21	2-17-70	A	L	87-100		
3-3-37	A	W	48-31	2-27-73	H	L	76-82				2-19-34	A	L	24-25	12-30-70	*N	L	52-72		
1-29-38	A	W	35-32	2-5-74	H	W	91-88 (3OT)				2-11-35	A	L	21-32	2-6-71	H	L	67-81		
2-14-38	H	W	50-23	3-9-74	A	L	58-76				2-15-35	H	L	24-32	3-13-71	A	L	54-59		
1-30-39	H	W	51-44	2-8-75	H	W	75-62				1-20-36	A	L	23-45	1-29-72	A	L	55-57 (OT)		
2-27-39	A	L	28-41	3-8-75	A	L	69-82				2-29-36	H	L	36-43	2-19-72	H	W	99-78		
1-8-40	H	W	44-28	2-7-76	A	W	66-56				2-2-37	A	L	22-27	12-29-72	*N	W	74-72		
2-17-40	A	L	33-40	3-6-76	H	W	82-66				12-20-08	H	W	75-48	2-10-73	A	W	59-46		
1-25-41	A	W	38-35	12-29-76	*N	W	75-55				Totals		217-156	2-27-37	H	W	37-32	62-59		
2-1-41	H	W	41-36	1-15-77	A	W	49-48						2-2-38	A	L	33-48	2-24-73	H	W	62-59
1-31-42	A	L	33-39	2-5-77	H	W	66-51						2-26-38	H	L	47-50	12-29-73	*N	L	66-75
2-7-42	H	W	39-31	1-14-78	H	L	59-65						1-14-39	H	W	48-37	1-12-74	A	L	64-79
1-18-43	A	L	38-50	2-4-78	A	W	62-56						2-14-39	A	L	46-49	2-26-74	H	L	46-51
2-27-43	H	W	51-36	1-6-79	A	W	72-68						1-23-40	A	L	24-40	12-28-74	*N	L	62-63
1-8-44	H	L	24-56	2-10-79	H	L	46-48						2-24-40	H	L	41-48	2-5-75	A	L	44-72
2-14-44	A	L	35-58	1-9-80	A	W	58-50						2-10-41	A	L	38-44	3-5-75	H	L	77-79 (2OT)
1-8-45	H	L	38-50	2-9-80	H	W	69-66						3-1-41	H	L	53-55	12-27-75	*N	L	66-69
2-19-45	A	L	45-47	1-28-81	A	W	61-56						1-17-42	H	L	32-51	2-4-76	H	W	57-54
1-14-46	A	L	39-57	2-18-81	H	W	81-61						2-14-42	A	L	30-58	3-3-76	A	W	62-58
2-8-46	H	L	45-57	1-23-82	H	W	60-47						2-13-43	H	L	24-56	1-26-77	H	W	60-57
12-13-46	*N	W	54-51	2-20-82	A	L	61-63						2-23-43	A	L	33-52	2-19-77	A	L	66-74
1-20-47	A	L	44-61	1-18-83	A	W	59-54						1-15-44	A	L	27-51	2-26-77	**A	L	58-61
2-10-47	H	L	54-56	2-19-83	H	W	67-66						2-19-44	H	L	47-56	1-25-78	H	W	62-58
1-6-48	A	L	44-55	3-8-83	**H	W	94-71						1-12-45	A	L	33-48	2-18-78	A	L	70-75
2-21-48	H	W	62-57	1-18-84	A	W	64-63						2-10-45	H	W	59-45	1-27-79	H	W	66-64 (OT)
1-15-49	H	W	71-50	2-18-84	H	L	48-69						1-11-46	H	L	45-56	2-21-79	A	L	59-66
2-19-49	A	W	44-41	1-30-85	A	L	65-76						2-15-46	A	L	30-72	1-16-80	H	W	64-57
12-30-49	*N	W	85-67 (OT)	2-21-85	H	W	74-57						1-14-47	H	W	48-46	2-5-80	A	W	61-56
1-14-50	H	W	64-46	1-25-86	H	W	75-58						2-15-47	A	L	37-69	1-31-81	H	W	57-54
2-25-50	A	W	56-54 (OT)	2-22-86	A	L	73-81						12-20-47	*N	L	60-64 (OT)	2-25-81	A	L	49-75
1-8-51	H	W	51-49	3-8-86	**N	L	58-75						2-7-48	A	W	61-57	1-13-82	H	W	75-55
2-2-51	A	L	51-67	1-20-87	A	L	75-91						3-6-48	H	W	70-64	2-13-82	A	L	63-66
12-29-51	*N	L	66-75	2-11-87	H	W	66-65						1-8-49	H	W	52-34	2-5-83	H	W	68-61
1-28-52	A	L	72-78	1-20-88	A	L	76-114						2-12-49	A	W	49-39	3-2-83			



Erick Strickland was the MVP of the 1996 NIT and finished seventh on Nebraska's career scoring list with 1,586 points.



Jerry Fort earned All-Big Eight honors for three straight seasons and finished his Nebraska career with a then-school record 1,882 points.

OPPONENTS

1-22-87	A	L	65-86
2-28-87	H	W	83-81 (OT)
1-27-88	H	W	70-68
2-16-88	A	L	48-70
2-4-89	H	W	74-70
3-1-89	A	L	71-80
1-8-90	H	L	93-98
2-17-90	A	L	67-94
2-5-91	A	L	77-85
3-3-91	H	W	85-75
3-9-91	**N	W	87-83
1-25-92	A	L	78-103
2-19-92	H	W	81-79 (OT)
2-7-93	H	W	68-64
3-3-93	A	L	83-94
2-6-94	A	L	87-94
2-23-94	H	W	96-87
1-23-95	A	L	67-84
2-14-95	H	L	68-91
1-28-96	H	L	73-88
2-19-96	A	L	71-81
2-1-97	A	L	77-82 (OT)
3-2-97	H	L	65-85
1-3-98	A	L	76-96
2-1-98	H	L	71-82
3-7-98	**N	L	59-91
1-27-99	H	W	84-69
2-10-99	A	W	64-59
3-5-99	**N	L	53-77
1-15-00	A	L	82-97
2-23-00	H	L	58-83
1-17-01	A	L	62-84
2-25-01	H	L	74-78
1-9-02	A	L	57-96
2-24-02	H	L	87-88
1-11-03	A	L	59-92
2-1-03	H	L	51-81
2-15-04	H	W	74-55
3-3-04	A	L	78-67
1-19-05	A	L	57-59
2-5-05	H	L	65-78
1-21-06	A	L	54-96
2-8-06	H	L	48-69
1-29-07	H	L	56-76
2-17-07	A	L	39-92
1-12-08	H	L	58-79
1-26-08	A	L	49-84
3-14-08	**N	L	54-64
1-28-09	H	L	62-68
2-21-09	A	L	53-70
1-13-10	H	L	72-84
2-6-10	A	L	64-75
1-15-11	A	L	60-63
2-2-11	H	L	66-86
12-10-16	A	L	72-89
12-16-17	H	L	72-73
Totals			12,092-13,464

\*at Manhattan, Kan.  
\*\*Phillips 66 Big Eight/Big 12 Championship

<b>KANSAS CITY YMCA (NU LEADS 1-0)</b>			
1-29-1906	H	W	25-24
<b>KANSAS CITY ATHLETIC CLUB (NU TRAILS 2-3)</b>			
1-13-1906	H	W	33-22
2-23-1906	A	L	21-49
2-25-1906	A	W	26-25
1923-24	A	L	18-27
1-2-26	A	L	20-36
Totals			118-159

<b>KANSAS STATE (NU TRAILS 93-127)</b>			
1905-06	A	W	50-14
1-15-08	A	W	36-18
1-7-09	A	W	36-31
1-6-10	A	L	16-27
2-14-10	H	L	17-28
1-18-12	A	W	26-25
2-15-13	H	W	27-16
1-20-15	A	W	26-19
1-21-15	A	W	26-20
2-11-16	H	W	21-20
2-12-16	H	W	26-25
1916-17	A	L	13-45
1916-17	A	L	10-34
1917-18	A	W	31-23
1917-18	A	L	16-26
3-8-19	H	L	32-34
3-9-19	A	L	21-30
2-14-22	A	W	25-24
3-3-22	H	W	21-13
1-6-23	A	W	21-15
1922-23	H	L	14-17
1923-24	H	W	27-14
1-17-24	A	L	23-26
1-9-25	A	W	23-11
2-13-25	H	W	32-20
2-9-26	A	L	26-41
2-16-26	H	L	21-28
1926-27	A	L	23-34
1926-27	H	W	26-24
1-21-28	H	L	24-29
2-18-28	A	L	22-28
1-24-29	A	L	21-30
3-2-29	H	W	62-45
1-10-30	A	W	41-39
2-1-30	H	L	42-46
2-9-31	A	W	37-31
2-24-31	H	L	30-32
1-18-32	A	L	20-32
2-6-32	H	W	32-26
1-14-33	H	W	31-25
2-13-33	A	L	30-36
1-15-34	A	L	24-25
2-3-34	H	W	38-31
1-21-35	A	L	41-47
3-2-35	H	W	28-21

2-1-36	H	W	43-30
2-10-36	A	W	40-32
1-30-37	A	W	41-38
2-15-37	H	W	40-37
1-22-38	H	W	46-32
2-21-38	A	L	29-41
1-17-39	A	L	38-43
2-8-39	H	W	42-34
1-19-40	A	L	25-32
2-13-40	H	W	61-28
1-7-41	H	W	33-23
1-17-41	A	L	32-35
1-6-42	H	W	44-38
2-2-42	A	L	35-38
1-5-43	A	W	41-32
2-17-43	H	W	50-47 (OT)
2-1-44	H	W	54-47
2-29-44	A	L	37-40
12-23-44	*N	L	46-49
1-20-45	A	L	48-70
2-24-45	H	L	47-55
12-15-45	*N	W	62-47
1-2-46	H	W	44-37
2-28-46	A	L	49-54
1-4-47	A	L	54-63
2-27-47	H	W	54-50
1-31-48	H	L	45-64
2-27-48	A	L	49-56
12-28-48	*N	L	34-48
1-31-49	H	W	70-48
3-1-49	A	L	28-53
1-30-50	H	W	65-63 (OT)
3-11-50	A	L	60-63
12-29-50	*N	L	53-72
2-5-51	H	L	50-79
2-26-51	A	L	48-74
12-27-51	*N	L	67-87
1-12-52	A	L	36-71
3-1-52	H	L	60-75
2-7-53	H	W	80-67
3-10-53	A	L	80-108
12-26-53	*N	W	78-74
1-11-54	H	W	88-75
2-6-54	A	L	70-91
1-11-55	H	W	69-59
2-5-55	A	L	62-79
12-30-55	*N	L	51-79
2-6-56	H	L	52-66
2-20-56	A	L	50-73
2-4-57	A	L	53-89
2-18-57	H	L	56-81
12-28-57	*N	L	57-88
1-11-58	A	L	59-74
3-3-58	H	W	55-48
2-2-59	H	L	43-50
3-9-59	A	L	54-76
12-29-59	*N	L	63-71
2-20-60	H	W	70-60
3-5-60	A	L	74-83
2-27-61	H	L	67-77

3-4-61	A	L	56-75
12-27-61	*N	L	48-60
2-3-62	A	L	53-72
3-7-62	H	L	60-84
1-12-63	A	L	53-66
2-2-63	H	L	60-72
12-26-63	*N	L	78-100
2-3-64	H	L	66-73 (OT)
2-17-64	A	L	48-50
2-9-65	A	W	62-57
3-8-65	H	L	67-79
1-15-66	A	W	82-71
3-1-66	H	W	79-69
12-27-66	*N	L	81-98
2-4-67	A	W	67-59
2-25-67	H	W	79-71
12-30-67	*N	W	66-62
1-9-68	A	L	62-78
2-10-68	H	W	92-68
1-7-69	A	L	72-95
3-1-69	H	W	88-71
1-13-70	H	L	64-71
2-21-70	A	L	62-79
1-9-71	A	L	69-70
3-2-71	H	W	87-71
2-1-72	H	W	61-60
3-11-72	A	L	76-81 (OT)
2-3-73	H	L	55-82
3-3-73	A	L	70-97
12-27-73	*N	L	47-68
1-22-74	H	L	65-73
3-2-74	A	W	58-54
12-30-74	*N	L	63-80
1-18-75	H	W	74-61
2-19-75	A	L	64-65
1-17-76	A	W	65-59
2-18-76	H	L	53-65
1-8-77	H	L	52-57
2-9-77	A	L	62-67
12-29-77	*N	L	60-69
1-7-78	A	W	77-63
2-8-78	H	W	63-50
1-17-79	H	W	55-53
2-7-79	A	L	46-58
2-28-79	**A	L	60-61 (2OT)
1-26-80	A	L	64-66 (2OT)
2-20-80	H	W	70-58
2-29-80	**N	L	59-60
1-14-81	H	W	59-49
2-14-81	A	L	49-66
2-3-82	H	L	64-75
2-27-82	A	L	50-67
1-26-83	H	W	59-43
2-16-83	A	W	56-45
2-4-84	A	W	47-46
2-28-84	H	W	63-56
3-7-84	**H	L	39-41
1-16-85	H	W	75-63
2-16-85	A	L	62-68
2-5-86	**H	L	54-64

3-1-86	A	W	64-60
1-10-87	A	L	82-114
2-14-87	H	W	78-76
3-6-87	**N	L	45-47
2-6-88	A	L	63-65
3-2-88	H	L	67-77
3-11-88	**N	L	70-75
1-21-89	H	L	68-80
2-11-89	A	L	66-80
2-3-90	H	W	74-71
3-3-90	A	L	57-80
1-5-91	A	W	74-69
2-23-91	H	W	85-78
2-8-92	A	L	66-70
3-4-92	H	W	91-62
1-23-93	H	L	64-66
2-13-93	A	W	80-59
3-12-93	**N	L	45-47
2-9-94	A	W	76-68
2-26-94	H	W	86-77
1-12-95	H	W	78-56
3-1-95	A	L	73-75
1-31-96	A	L	68-77
3-3-96	H	W	70-66
1-15-97	H	W	87-77 (OT)
2-10-97	A	L	53-61
1-28-98	A	L	49-72
2-7-98	H	L	63-69
1-13-99	H	W	70-61
2-24-99	A	L	45-62
1-8-00	A	L	79-97
1-29-00	H	W	81-72
1-30-01	A	W	63-61
2-14-01	H	W	82-56
3-8-01	**N	L	58-62
2-9-02	H	W	99-82
3-2-02	A	L	58-67
1-22-03	A	L	53-77
2-25-03	H	W	68-61
2-4-04	A	L	61-78
2-18-04	H	L	58-63
1-8-05	H	W	95-85 (2OT)
3-5-05	A	L	53-73
1-11-06	A	W	57-42
3-1-06	H	L	64-66
1-27-07	A	L	45-61
2-13-07	H	W	74-63
2-6-08	A	L	59-74
2-20-08	H	W	71-64
1-17-09	H	W	73-51
2-28-09	A	L	72-77
2-2-10	H	L	57-76
2-17-10	A	L	87-91
2-2-11	A	L	53-69
2-23-11	H	L	57-61
Totals			11,897-12,555

\* at Kansas City  
\*\* Phillips 66 Big Eight/Big 12 Champ.  
\*\*\* Kansas State forfeit

**KENT STATE (NU LEADS 2-1)**

12-5-92	H	W	85-61
12-21-00	N	W	69-68
11-24-12	H	L	60-74
Totals			214-203

**KENTUCKY (NU TRAILS 1-2)**

12-18-40	H	W	40-39
12-16-41	A	L	27-42
12-15-72	A	L	60-85
Totals			127-166

**KNOX (NU LEADS 1-0)**

2-26-20	A	W	31-24 (OT)
---------	---	---	------------

**LA SALLE (SERIES TIED 1-1)**

12-16-66	N	L	76-99
12-18-71	H	W	75-60
Totals			151-159

**LAWRENCE (NU LEADS 1-0)**

1904-05	W		37-24
---------	---	--	-------

**LEHIGH (NU LEADS 1-0)**

12-4-87	H	W	71-66
---------	---	---	-------

**LEWIS (NU TRAILS 0-1)**

1904-05	L		32-61
---------	---	--	-------

**LINCOLN HIGH (NU LEADS 1-0)**

1903-04	W		49-26
---------	---	--	-------

**LINCOLN YMCA (NU LEADS 10-4)**

2-2-1897	H	W	11-8
2-23-1897	H	W	23-14
1-8-1898	H	L	9-15
2-1-1898	H	L	13-20
1899-00	H	W	39-7
1900-01	H	W	10-8
2-1-1902	H	W	32-30
12-18-1902	H	W	25-18
1-24-1903	H	L	24-35
2-20-1903	H	W	33-20
1903-1904	W	Score NA	
1903-1904	W	Score NA	
1903-1904	H	W	31-12
12-17-1908	H	L	16-34
Totals			266-221

**LIPSCOMB (NU LEADS 2-0)**

1-7-03	H	W	70-60
12-22-03	H	W	75-52
Totals			145-112

**LONG BEACH STATE****(NU LEADS 4-0)**

12-6-74	N	W	67-55
1-9-95	A	W	82-71
1-6-96	H	W	69-68
11-26-17	N	W	85-80
Totals			303-274

**LONGWOOD (NU LEADS 1-0)**

11-18-05	H	W	80-65
----------	---	---	-------

**LOUISIANA STATE (NU TRAILS 0-1)**

12-30-88	N	L	87-90
----------	---	---	-------

**LOUISIANA TECH (NU LEADS 1-0)**

11-20-05	H	W	59-56
11-19-16	H	W	65-54
Totals			124-110

**LOUISVILLE (NU TRAILS 0-2)**

12-30-46	A	L	53-68
12-30-79	N	L	58-65
Totals			111-133

**LOYOLA (ILL.) (SERIES TIED 1-1)**

12-26-36	A	L	35-53
2-19-38	H	W	39-38
Totals			74-91

**LOYOLA MARYMOUNT****(NU LEADS 2-0)**

12-12-80	N	W	67-66
12-23-80	N	W	50-42 (ot)
Totals			117-108

**LUBBOCK CHRISTIAN****(NU LEADS 1-0)**

11-21-06	H	W	65-42
----------	---	---	-------

**MACMURRAY (NU LEADS 1-0)**

12-15-73	H	W	76-50
----------	---	---	-------

**MANKATO STATE (NU LEADS 1-0)**

12-22-76	H	W	64-61
----------	---	---	-------

**MARIST (NU LEADS 1-0)**

11-24-17	N	W	84-59
----------	---	---	-------

**MARQUETTE (TIED 4-4)**

12-20-33	A	L	22-25
12-14-40	H	W	35-20
12-31-45	A	L	36-49
12-21-57	A	L	64-79
12-8-58	H	W	62-60
3-11-87	H	W	78-76
12-21-04	A	L	62-81
11-30-05	H	W	84-74
Totals			445-464

**MARSHALL (NU TRAILS 0-1)**

3-13-67	N	L	88-119
---------	---	---	--------

**MARSHFIELD (NU LEADS 1-0)**

2-19-1907	A	W	33-16
-----------	---	---	-------

**MARY (NU LEADS 1-0)**

11-15-17	A	W	70-38
----------	---	---	-------

**MARYLAND-BALTIMORE****COUNTY (SERIES TIED 1-1)**

1-17-89	H	W	86-65
12-23-08	H	L	64-66
Totals			150-131

**MARYLAND-EASTERN SHORE****(NU LEADS 3-0)**

1-4-08	H	W	86-50
1-3-09	H	W	88-56
1-2-10	H	W	74-60
Totals			248-166

**MEMPHIS (NU TRAILS 0-1)**

12-22-54	A	L	79-86
----------	---	---	-------

**MENASHA (NU LEADS 1-0)**

1904-05	W		37-19
---------	---	--	-------

**MESA (NU LEADS 1-0)**

1-7-83	H	W	94-57
--------	---	---	-------

**MASSACHUSETTS****(NU TRAILS 1-0)**

12-21-13	N	L	90-96
----------	---	---	-------

**MIAMI (NU LEADS 4-2)**

12-22-51	A	L	60-70
12-18-70	H	W	85-58
12-16-00	N	W	72-64
12-30-06	A	W	82-67
12-4-13	H	W	60-49
12-1-15	H	L	72-77 (ot)
Totals			431-385

**MIAMI (OHIO) (NU LEADS 2-1)**

12-17-62	H	W	72-69
11-27-89	A	L	71-91
12-22-90	H	W	88-73
Totals			231-233

**MIDDLE TENNESSEE STATE****(NU TRAILS 0-1)**

12-8-73	N	L	65-76
---------	---	---	-------

**MILLIKIN (NU TRAILS 0-1)**

1-4-35	A	L	35-36
--------	---	---	-------

**MINNEAPOLIS YMCA****(NU LEADS 1-0)**

1903-04	W		15-10
---------	---	--	-------

**MINNESOTA AG COLLEGE****(NU TRAILS 0-1)**

3-6-1903	A	L	4-13
1-14-38	H	L	18-27
2-12-38	A	L	30-38
1-21-39	A	L	41-54
2-18-39	H	L	36-46
1-13-40	A	L	33-46
2-3-40	H	L	40-41
1-20-41	H	W	40-29
2-15-41	A	W	38-36
1-12-42	H	W	51-45
2-28-42	A	W	41-40
1-16-43	A	W	39-36
2-20-43	H	W	56-50
2-5-44	H	L	32-36 (OT)
2-12-44	A	L	29-44
2-3-45	H	L	41-47
2-17-45	A	L	54-55 (2OT)

**MINNESOTA-DULUTH****(NU LEADS 1-0)**

12-3-73	H	W	77-50
---------	---	---	-------

**MISSISSIPPI (NU TRAILS 1-2)**

12-17-77	H	W	80-70
12-16-78	N	L	67-70
3-24-08	A	L	75-85 (ot)
12-22-76			
Totals			222-225

**MISSISSIPPI STATE****(NU TRAILS 0-2)**

12-30-95	N	L	66-69
3-14-18	A	L	59-66
Totals			125-135

**MISSISSIPPI VALLEY STATE****(NU LEADS 2-0)**

11-14-15	H	W	97-51
11-6-18	W	W	106-37
Totals			203-88

**MISSOURI (NU TRAILS 93-126)**

1-31-08	H	W	41-30
2-1-08	H	W	43-31
2-1-09	H	L	24-26
2-8-11	A	L	26-39
2-9-11	A	L	36-37 (OT)
2-26-11	H	W	30-23
2-27-11	H	L	20-23
11-15-17	A	W	16-18
2-9-17	H	L	7-18
2-8-18	H	L	9-22
2-9-18	H	L	8-16
2-14-19	A	W	28-26
2-15-19	A	W	21-14
1-13-22	H	L	31-46
2-24-22	A	L	16-55
1-22-23	A	L	18-33
2-24-23	A	L	22-39
1-5-24	H	W	24-18
2-8-24	A	W	31-11
2-21-25	A	W	25-20
2-27-25	H	W	24-21
2-19-26	H	L	24-26
3-5-26	A	L	22-24
1-15-27	A	W	35-23
2-14-27	H	W	27-22
12-17-27	A	L	15-36
1-7-28	H	W	36-26
1-12-29	H	L	25-30
2-25-29	A	W	39-33
1-18-30	A	L	21-27
2-15-30	H	W	34-31
1-10-31	H	W	42-32
2-7-31	A	L	20-33
1-16-32	A	L	18-30
2-26-32	H	L	28-32
1-7-33	A	L	33-37
2-25-33	H	L	31-39
1-13-34	A	L	26-36
2-9-34	H	W	34-27
1-19-35	A	L	31-32
2-4-35	H	L	21-23
1-10-36	H	W	31-26
2-8-36	A	W	43-33
1-9-37	A	W	31-22
2-19-37	H	W	50-21
1-14-38	H	L	18-27
2-12-38	A	L	30-38
1-21-39	A	L	41-54
2-18-39	H	L	36-46
1-13-40	A	L	33-46
2-3-40	H	L	40-41
1-20-41	H	W	40-29
2-15-41	A	W	38-36
1-12-42	H	W	51-45
2-28-42	A	W	41-40
1-16-43	A	W	39-36
2-20-43	H	W	56-50
2-5-44	H	L	32-36 (OT)
2-12-44	A	L	29-44
2-3-45	H	L	41-47
2-17-45	A	L	54-55 (2OT)

12-14-45	*N	L	54-63
----------	----	---	-------

1-18-46	A	W	44-42
---------	---	---	-------

2-25-46	H	W	42-39
---------	---	---	-------

1-18-47	A	L	41-47
---------	---	---	-------

2-22-47	H	L	49-60
---------	---	---	-------

12-18-47	*N	W	46-44
----------	----	---	-------

1-12-48	H	L	54-66
---------	---	---	-------

2-14-48	A	L	41-47
---------	---	---	-------

12-29-48	*N	L	50-52
----------	----	---	-------

2-21-49	H	W	47-46
---------	---	---	-------

3-7-49	A	W	52-48
--------	---	---	-------

2-6-50	H	W	50-41
--------	---	---	-------

2-20-50	A	W	55-48
---------	---	---	-------

12-28-50	*N	W	54-52
----------	----	---	-------

2-19-51	H	W	54-52
---------	---	---	-------

3-7-51	A	L	57-68
--------	---	---	-------

2-2-52	H	L	55-60
--------	---	---	-------

3-3-52	A	L	53-68
--------	---	---	-------

1-19-53	H	W	73-62
---------	---	---	-------



**MISSOURI SOUTHERN (NU LEADS 1-0)**

12-2-77	H	W	61-54
---------	---	---	-------

**MISSOURI STATE (NU LEADS 2-0)**

1-15-83	H	W	98-46
11-19-18	N	W	85-62
<b>Totals</b>			<b>183-108</b>

**MISSOURI WESTERN (NU LEADS 1-0)**

12-20-82	H	W	93-43
----------	---	---	-------

**MONMOUTH (NU LEADS 1-0)**

12-4-99	H	W	63-47
---------	---	---	-------

**MONTANA (NU LEADS 3-2)**

12-19-36	H	W	53-39
12-6-58	H	W	75-43
12-23-59	A	L	58-64
12-23-80	H	W	69-46
11-29-82	A	L	51-61
<b>Totals</b>			<b>306-253</b>

**MONTANA STATE (NU LEADS 4-1)**

1-11-30	H	L	30-61
12-23-77	H	W	104-60
12-3-84	H	W	86-65
12-14-85	A	W	76-59
1-2-05	H	W	78-45
<b>Totals</b>			<b>374-290</b>

**MOREHEAD STATE (NU LEADS 2-0)**

12-29-88	N	W	81-77
12-2-94	H	W	96-55
<b>Totals</b>			<b>177-132</b>

**MORGAN STATE (NU LEADS 1-0)**

12-6-04	H	W	64-34
---------	---	---	-------

**MORNINGSIDE (NU LEADS 7-0)**

1903-04		W	57-27
1-26-11	A	W	23-19
1-27-12	A	W	62-10
12-17-19	H	W	37-14
12-18-19	H	W	39-9
2-24-20	A	W	44-12
2-25-20	A	W	50-13
<b>Totals</b>			<b>312-104</b>

**MORRISON (NU TRAILS 0-1)**

3-5-1908	A	L	19-23
----------	---	---	-------

**MUSCATINE (NU TRAILS 0-1)**

1-11-1908	H	L	21-39
-----------	---	---	-------

**MURRAY STATE (NU TRAILS 0-2)**

11-25-90	N	L	79-81
12-30-00	H	L	71-79
<b>Totals</b>			<b>150-160</b>

**NATTC (NU TRAILS 0-1)**

1-15-45	A	L	34-57
---------	---	---	-------

**NAVY PRE-FLIGHT (NU TRAILS 0-2)**

1-30-45	H	L	42-62
2-20-45	A	L	41-55
<b>Totals</b>			<b>83-117</b>

**NEBRASKA-OMAHA (NU LEADS 4-0)**

1-25-88	H	W	96-67
11-14-06	H	W	76-62
11-18-12	H	W	75-62
11-25-14	H	W	80-67
<b>Totals</b>			<b>327-258</b>

**NEBRASKA WESLEYAN (NU LEADS 20-6)**

12-13-1898	H	W	37-5
2-2-1899	A	W	57-3
1899-00	H	W	42-9
1-18-1902	H	W	63-14
1903-04		W	47-10
1903-04		L	31-32
1903-04		W	25-9
1904-05		W	32-31
1904-05		W	57-23
1-11-1907	A	W	38-26
3-25-1907	H	W	59-11
12-18-1907	A	W	33-19
3-8-1909	A	L	32-62
1-14-11	H	W	42-26
1-18-13	H	W	39-26
2-7-13	A	W	27-20
1-23-14	H	W	29-20
1-24-14	H	L	18-24
2-5-15	A	W	13-9

3-3-15	H	L	15-39
2-18-16	A	L	19-23
1916-17		W	27-14
1916-17		L	15-18
1917-18	A	W	18-10
1917-18	H	W	24-14
1922-23	H	W	24-22
<b>Totals</b>			<b>863-519</b>

**NEVADA-LAS VEGAS (SERIES TIED 1-1)**

12-23-78	A	L	63-79
3-10-99	H	W	68-55
<b>Totals</b>			<b>131-134</b>

**NEVADA (NU LEADS 3-1)**

12-30-47	A	L	58-63
12-14-70	H	W	116-71
12-12-77	H	W	67-50
3-18-97	A	W	78-68
<b>Totals</b>			<b>319-252</b>

**NEW MEXICO (NU TRAILS 0-1)**

3-17-09	A	L	71-83
---------	---	---	-------

**NEW MEXICO STATE (TIED 1-1)**

12-20-75	A	W	79-75
3-19-93	N	L	79-93
<b>Totals</b>			<b>158-168</b>

**NEW ORLEANS (NU LEADS 1-0)**

11-22-97	H	W	81-66
----------	---	---	-------

**NIAGARA (NU LEADS 2-0)**

1-1-38	A	W	43-37
3-19-04	H	W	78-70
<b>Totals</b>			<b>121-107</b>

**NICHOLLS STATE (NU LEADS 1-0)**

12-29-12	H	W	68-59
----------	---	---	-------

**NORFOLK STATE (NU LEADS 1-0)**

11-20-07	H	W	83-48
----------	---	---	-------

**NORTH CAROLINA (NU TRAILS 0-1)**

1-6-73	N	L	62-79
--------	---	---	-------

**NORTH CAROLINA A&T (NU LEADS 4-0)**

11-28-98	H	W	65-47
11-20-01	H	W	69-57
12-18-04	H	W	71-49
12-19-05	H	W	107-57
<b>Totals</b>			<b>312-210</b>

**NORTH CAROLINA CENTRAL (NU LEADS 1-0)**

12-22-07	H	W	71-28
----------	---	---	-------

**UNC GREENSBORO (NU LEADS 2-0)**

11-16-97	H	W	75-51
11-14-98	H	W	79-59
<b>Totals</b>			<b>154-110</b>

**UNC WILMINGTON (NU LEADS 1-0)**

12-5-97	H	W	85-68
---------	---	---	-------

**NORTH DAKOTA (NU LEADS 3-1)**

12-29-33	A	L	22-50
12-22-34	H	W	34-21
1-3-11	H	W	77-46
11-19-17	H	W	92-70
<b>Totals</b>			<b>225-187</b>

**NORTH DAKOTA STATE (NU LEADS 1-0)**

12-30-33	A	W	32-29
----------	---	---	-------

**NORTH TEXAS (NU LEADS 5-0)**

11-24-72	H	W	64-46
12-10-74	A	W	69-56
12-2-88	H	W	90-84
11-29-06	H	W	76-57
11-13-17	H	W	86-67
<b>Totals</b>			<b>385-310</b>

**NE LOUISIANA (NU LEADS 1-0)**

11-25-94	H	W	99-77
----------	---	---	-------

**NE MISSOURI STATE (NU LEADS 3-0)**

12-14-73	H	W	67-54
12-7-83	H	W	82-61
1-11-86	H	W	99-56
<b>Totals</b>			<b>248-171</b>

**NORTHEASTERN ILLINOIS (NU LEADS 2-0)**

12-21-94	H	W	101-60
12-18-95	H	W	94-76
<b>Totals</b>			<b>195-136</b>

**NORTHERN COLORADO (NU LEADS 3-0)**

1-2-48	A	W	58-54
12-19-49	H	W	63-43
1-3-06	H	W	60-50
<b>Totals</b>			<b>241-147</b>

**NORTHERN ILLINOIS (NU LEADS 3-1)**

1-12-89	H	W	71-56
12-5-89	A	L	56-65
2-18-91	H	W	82-73
11-30-13	H	W	63-58
<b>Totals</b>			<b>272-252</b>

**NORTHERN IOWA (NU LEADS 13-1)**

12-11-48	H	W	63-52
12-14-49	H	W	60-54
12-19-50	H	W	63-55
12-1-51	H	W	60-44
12-1-60	H	W	78-68
12-10-62	H	W	78-59
12-7-70	H	W	95-71
12-20-73	H	W	73-55
12-29-81	A	W	53-42
12-17-83	H	W	90-64
12-31-93	H	W	70-63
12-22-94	A	W	95-88 (OT)
12-16-95	H	L	104-109
2-13-97	A	W	77-69
<b>Totals</b>			<b>1,056-893</b>

**NORTHERN KENTUCKY (NU LEADS 1-0)**

11-16-14	H	W	80-61
----------	---	---	-------

**NORTHERN MICHIGAN (NU LEADS 1-0)**

12-15-69	H	W	92-68
----------	---	---	-------

**NW MISSOURI STATE (NU LEADS 10-0)**

12-1-48	H	W	59-39
12-7-49	H	W	58-39
12-4-50	H	W	61-39
12-11-51	H	W	59-43
1-21-55	H	W	74-54
12-1-58	H	W	85-44
12-13-76	H	W	88-53
12-20-80	H	W	79-59
1-7-84	H	W	93-67
1-5-87	H	W	105-64
<b>Totals</b>			<b>761-501</b>

**NOTRE DAME (NU LEADS 5-2)**

2-20-20	A	W	25-18
2-21-20	H	W	31-15
2-18-21	H	W	25-18
2-19-21	H	W	39-21
12-9-57	A	L	56-69
12-14-59	H	L	62-70
12-11-61	H	W	65-61
<b>Totals</b>			<b>303-262</b>

**OHIO (NU LEADS 4-0)**

12-19-57	H	W	61-53
12-16-61	H	W	81-64
12-3-93	H	W	94-68
12-25-14	N	W	71-58
<b>Totals</b>			<b>307-243</b>

**OKLAHOMA (NU TRAILS 83-104)**

1-31-21	H	W	34-20
2-1-21	H	W	28-15
1-27-22	A	L	21-29
2-22-22	H	W	39-34
1922-23	H	W	25-19
1922-23	A	L	25-31
1923-24	H	W	35-21
1923-24	A	L	20-32
1-10-25	A	W	23-18
2-7-25	H	W	31-17
1926-27	A	W	37-29
1926-27	H	W	36-26
2-25-28	H	L	36-38
3-3-28	A	L	28-43
1-26-29	A	L	20-29
2-11-29	H	L	34-39
1-20-30	H	W	35-20
2-8-30	A	W	47-37
1-17-31	A	W	36-30
2-28-31	H	W	41-30
1-23-32	H	L	34-37
2-13-32	A	L	32-46
2-11-33	A	L	35-39
3-4-33	H	L	27-38
1-27-34	H	L	36-44
2-17-34	A	L	23-53
2-9-35	A	L	32-38
2-18-35	H	W	32-24
1-18-36	A	W	40-33
2-24-36	H	W	55-28
1-18-37	H	L	31-34
2-12-37	A	W	33-29
2-5-38	A	L	48-50
2-9-38	H	W	52-42
1-28-39	A	L	39-56
3-4-39	H	L	45-53
1-27-40	H	L	41-56
2-9-40	A	L	28-45
1-10-41	H	L	29-40
2-22-41	A	W	43-42
2-16-42	A	L	29-37
2-21-42	H	L	41-46
1-30-43	H	L	32-56
3-1-43	A	L	48-65
1-17-44	A	L	35-45
2-26-44	H	L	32-43
1-3-45	H	L	37-44
1-13-45	A	L	45-48
1-7-46	A	L	48-70
2-11-46	H	L	44-51
12-14-46	*N	L	52-63
1-6-47	H	W	44-41
2-17-47	A	L	49-63
12-19-47	*N	L	46-47
2-9-48	A	L	57-79
3-1-48	H	L	74-81
2-14-49	A	L	45-47
3-5-49	H	L	49-56
3-14-49	**N	W	57-56
2-13-50	A	W	57-55
3-4-50	H	L	48-64
2-12-51	A	L	49-72
3-3-51	H	W	46-44
2-9-52	H	W	67-66
2-18-52	A	L	59-65
2-16-53	A	W	59-53
2-28-53	H	L	70-78
12-29-53	*N	L	70-86
1-9-54	H	W	76-72
2-15-54	A	L	68-76
2-12-55	H	W	75-67
2-21-55	A	L	76-78
2-13-56	A	W	68-61 (OT)
3-3-56	H	W	64-63 (OT)
2-25-57	A	L	53-55
3-6-57	H	W	64-55
1-13-58	H	W	57-54
2-10-			

**SERIES RESULTS VS. NON-CONFERENCE OPPONENTS**

2-22-60	H	L	49-50
2-6-61	A	L	58-69
2-20-61	H	W	83-61
1-10-62	H	W	57-56
3-5-62	A	W	71-69 (OT)
12-29-62	*N	W	93-86
2-18-63	A	L	77-84
3-2-63	H	L	75-77
12-28-63	*N	L	66-75
2-8-64	H	W	76-69 (2OT)
3-2-64	A	L	76-82
1-11-65	A	L	82-89
2-27-65	H	W	67-63
12-26-65	*N	W	92-79
1-22-66	H	W	86-78
2-7-66	A	W	85-81
1-9-67	A	L	87-99
1-26-67	H	W	97-78
12-28-67	*N	W	75-65
1-27-68	H	W	110-90
2-5-68	A	W	89-83
12-28-68	*N	W	70-47
2-3-69	H	W	90-83
3-8-69	A	W	70-64
1-31-70	A	W	70-60
2-23-70	H	W	79-66
2-1-71	A	L	67-79
2-22-71	H	L	56-65
12-30-71	*N	W	84-68
1-10-72	H	W	77-70
2-7-72	A	L	70-72
1-15-73	H	W	74-67
2-17-73	A	L	59-67
1-19-74	H	W	63-58
1-28-74	A	L	63-85
12-26-74	*N	W	75-64
1-22-75	A	W	68-61
2-12-75	H	L	57-65 (OT)
12-29-75	*N	W	75-53
1-21-76	H	W	68-67
2-11-76	A	L	60-65
12-30-76	*N	W	66-56
1-19-77	H	L	58-65
2-16-77	A	L	62-72
12-30-77	*N	W	75-68
1-18-78	A	W	78-64
2-15-78	H	L	68-74
12-30-78	*N	W	69-53
1-24-79	H	W	74-56
2-14-79	A	L	58-79
1-30-80	H	W	59-58
2-23-80	A	L	60-78
2-26-80	***H	W	75-68
2-4-81	A	W	71-59
2-28-81	H	W	90-63
1-27-82	A	L	48-51
2-15-82	H	W	65-51
2-2-83	H	W	60-59
2-24-83	A	L	71-84
2-8-84	H	L	67-78
3-1-84	A	L	70-79
2-6-85	A	L	74-83
3-2-85	H	L	62-65
1-29-86	A	L	60-87
2-19-86	H	W	66-64
2-4-87	H	L	66-80
2-21-87	A	L	97-133
2-9-88	H	L	77-92
3-5-88	A	L	93-113
1-9-89	H	L	81-89
3-4-89	A	L	76-103
1-31-90	A	L	64-105
2-21-90	H	L	66-88
3-9-90	***N	L	65-78
1-26-91	A	W	111-99
2-16-91	H	W	105-93
3-8-91	***N	W	117-113 (OT)
1-28-92	H	L	76-79
3-7-92	A	L	97-106
3-13-92	***N	L	85-107
1-14-93	A	L	89-102
3-7-93	H	W	94-83
1-29-94	H	L	76-79

2-14-94	A	L	111-115 (OT)
3-11-94	***N	W	105-88
1-28-95	A	L	72-82
2-5-95	H	W	71-59
1-13-96	A	L	100-117 (3OT)
2-25-96	H	L	76-80 (OT)
1-25-97	A	L	77-84
1-18-98	H	W	53-43
1-20-99	A	W	96-81
2-14-00	H	L	54-62
1-27-01	A	L	66-77
1-16-02	H	L	51-78
3-4-03	A	L	51-76
2-1-04	H	L	50-52
3-11-04	***N	L	59-63
2-16-05	A	L	60-83
1-7-06	H	W	59-58
3-10-06	***N	W	69-63
1-17-07	A	L	70-53
2-27-08	H	W	63-45
1-21-09	A	L	61-72
1-30-10	H	W	63-46
2-16-11	A	W	59-48
Totals			11,394-11,767

\* at Kansas City  
 \*\*Big Seven Playoff, at Kansas City  
 \*\*\*Phillips 66 Big Eight/Big 12 Championship

**OKLAHOMA CITY (TIED 1-1)**

1-18-64	H	W	74-65
2-8-66	A	L	81-85 (OT)
Totals			155-150

**OKLAHOMA STATE (NU LEADS 64-54)**

2-5-1927	A	L	24-27
2-19-1927	H	W	35-25
2-4-28	H	L	21-32
3-5-28	A	L	43-47
2-12-36	*N	L	19-36
12-19-47	*N	L	46-47
3-16-49	*N	L	35-52
12-27-58	*N	W	55-48
1-10-59	H	W	47-44
2-7-59	A	L	39-54
2-6-60	A	L	47-52
2-27-60	H	W	54-47
12-30-60	*N	W	70-61
2-4-61	A	L	47-55
2-18-61	H	L	61-65
12-29-61	*N	W	52-51
2-5-62	H	W	57-56
3-3-62	A	L	64-65
2-16-63	A	L	41-51
2-25-63	H	W	49-48
2-10-64	H	W	54-53
2-29-64	A	L	45-81
12-29-64	*N	L	61-74
1-9-65	A	L	54-93
1-23-65	H	L	53-55
2-5-66	A	W	45-41 (OT)
2-8-66	H	W	85-64
12-29-66	*N	W	73-64
1-7-67	A	W	67-57
3-6-67	H	W	88-71
12-29-67	*N	W	48-46
2-3-68	A	W	63-62
2-19-68	H	W	82-73
1-27-69	H	L	52-76
3-6-69	A	L	63-72
2-2-70	A	L	58-81
3-2-70	H	W	61-55
12-28-70	*N	W	71-58
1-30-71	H	W	80-59
2-20-71	A	W	57-55
12-29-71	*N	W	64-56
1-8-72	H	W	73-59
1-26-72	A	W	64-63
12-30-72	*N	L	73-75
1-13-73	H	L	55-68
2-19-73	A	W	76-64
12-28-73	*N	W	69-62

1-26-74	A	L	66-79
2-23-74	H	W	71-63
1-29-75	H	W	73-58
2-26-75	A	W	59-58
12-30-75	*N	W	56-49
1-28-76	A	W	52-48
2-28-76	H	W	60-54
1-29-77	H	W	66-54
2-23-77	A	L	60-62
12-27-77	*N	W	70-58
1-28-78	H	W	63-57
2-25-78	A	W	67-56
2-28-78	*N	W	71-63
1-31-79	A	L	57-66
2-24-79	H	W	76-67
1-23-80	H	W	74-73 (OT)
2-13-80	A	L	68-83
1-17-81	A	L	70-81
2-7-81	H	W	62-54
1-20-82	A	L	50-52
2-10-82	H	W	75-63
3-2-81	**H	W	*60-49
2-9-83	A	L	63-71 (2OT)
3-5-83	H	W	77-68
2-1-84	H	W	54-52 (OT)
2-22-84	A	W	67-64
1-19-85	A	L	66-68
2-9-85	H	W	66-48
1-22-86	A	W	62-61
2-12-86	H	W	68-52
3-7-86	**N	W	82-75
2-1-87	H	W	73-66
2-25-87	A	W	79-77 (2OT)
2-4-88	H	L	56-72
2-24-88	A	L	73-90
1-14-89	A	L	69-82
2-14-89	H	W	79-77
1-20-90	A	L	71-84
2-14-90	H	L	84-103
2-2-91	H	L	68-81
2-27-91	A	L	69-80
2-5-92	H	W	85-69
2-26-92	A	L	51-72
1-16-93	A	L	73-78
2-15-93	H	L	63-73
2-19-94	A	L	80-98
3-2-94	H	W	89-81
3-13-94	**N	W	77-68
2-1-95	H	L	65-82
2-18-95	A	L	53-93
3-10-95	**N	L	48-68
1-20-96	A	W	66-57
2-17-96	H	L	57-72
2-26-97	H	W	77-68
1-7-98	A	W	67-62
2-17-99	H	L	48-60
2-19-2000	A	L	55-94
2-7-01	H	W	78-75 (OT)
1-23-02	A	L	63-70
2-12-03	H	L	70-77
2-21-04	A	L	83-87 (OT)
2-22-05	H	W	74-67
1-31-06	A	W	59-57
3-5-07	H	W	85-73
3-8-07	**N	L	39-54
3-1-08	A	L	63-77
1-24-09	H	L	74-76 (OT)
3-6-10	A	L	55-74
2-12-11	H	W	65-54
3-9-11	**N	L	53-54
12-16-18	N	W	79-56
Totals			7,326-7,022

\* at Kansas City  
 \*\*Phillips 66 Big Eight/Big 12 Championship

**OLD DOMINION (NU LEADS 1-0)**

12-30-96	N	W	72-66
----------	---	---	-------

**OMAHA ALUMNI (NU LEADS 3-0)**

1-17-13	A	W	46-13
1-10-14	A	W	44-22
2-17-14	A	W	40-19
Totals			130-54



Jason Dourisseau was a two-year starter for the Huskers and helped the Huskers to a pair of NIT appearances during his career.

OPPONENTS



Walter Pitchford helped the Huskers to 19 wins and a berth in the 2014 NCAA Tournament, the school's first since 1998.



Andre Almeida was the first Husker basketball player from Brazil and helped NU to a berth in the 2011 NIT.



Bernard Day scored 802 points in his two-year career and shared the Jack Moore Award as team MVP during the 1985-86 season.



Ryan Anderson became the first Husker to score 1,000 points, grab 500 rebounds and hit 150 3-pointers in his collegiate career.

**OMAHA A.C. (NU LEADS 2-0)**

1-9-20	H	W	51-10
1-10-20	H	W	26-23
Totals			77-33

**OMAHA CHRISTIAN (NU LEADS 1-0)**

1903-04		W	35-26
---------	--	---	-------

**OMAHA YMCA (NU LEADS 6-3)**

1-15-1898	H	L	12-16
2-22-1898	A	W	10-9
1-20-1899	H	W	21-14
1899-00	H	W	26-14
1900-01	A	W	13-11
1900-01	H	W	20-12
1900-01		L	20-28
1904-05		W	24-21
1904-05		L	29-30
Totals			175-155

**ORAL ROBERTS (NU LEADS 2-1)**

12-22-99	H	W	80-65
11-18-00	A	L	83-87
12-8-01	H	W	61-55
Totals			223-207

**OREGON (NU LEADS 7-6)**

12-22-41	H	L	42-49
12-21-53	A	L	68-84
12-22-53	A	L	72-74
12-2-66	H	W	79-56
12-7-69	A	W	85-77
12-1-86	H	W	76-60
12-12-87	A	W	67-62
11-25-95	N	W	114-106
12-29-95	N	W	99-76
12-9-06	%A	L	56-68
12-15-07	*H	W	88-79 (ot)
11-23-11	H	L	76-83
12-15-12	A	L	38-60
Totals			960-934

\*at Qwest Center Omaha; %-at Rose Garden, Portland, Ore.

**OREGON STATE (NU TRAILS 4-6)**

12-30-40	A	L	38-61
12-28-45	H	W	48-40
12-19-53	A	L	55-83
12-19-59	A	L	60-63
12-21-59	N	L	65-67
12-7-65	H	W	75-63
12-6-69	A	L	67-79
11-30-96	H	W	75-67
12-13-08	A	L	63-64
12-12-09	H	W	50-44
Totals			596-622

**OTTUMWA NAVY (NU LEADS 2-0)**

12-7-46	H	W	65-45
2-1-47	A	W	72-53
Totals			137-98

**PACIFIC (NU LEADS 3-1)**

12-10-66	H	W	90-78
12-19-75	N	W	85-59
1-4-2000	H	W	92-68
12-29-01	A	L	52-75
Totals			319-280

**PENNSYLVANIA (NU TRAILS 0-1)**

3-17-94	N	L	80-90
---------	---	---	-------

**PENTAHLON (NU LEADS 1-0)**

12-27-44	H	W	54-40
----------	---	---	-------

**PEPPERDINE (NU LEADS 1-0)**

12-2-89	H	W	104-100
---------	---	---	---------

**PITTSBURGH (NU TRAILS 1-3)**

1-4-30	A	L	27-34
12-19-30	H	L	22-23
12-11-99	H	W	69-57
12-2-00	A	L	51-52
Totals			169-166

**PORT WASHINGTON (NU LEADS 1-0)**

1904-05		W	47-36
---------	--	---	-------

**PORTAGE COMPANY F (NU TRAILS 0-2)**

2-20-1907	A	L	23-27
3-2-1908	A	L	16-39
Totals			39-66

**PORTLAND (NU LEADS 2-0)**

12-17-66	N	W	71-69
12-4-93	H	W	111-85
Totals			182-154

**PORTLAND STATE (NU LEADS 1-0)**

12-1-79	H	W	74-52
---------	---	---	-------

**PRAIRIE VIEW A&M (NU LEADS 1-0)**

12-22-15	H	W	81-50
----------	---	---	-------

**PRESBYTERIAN (NU LEADS 1-0)**

11-10-07	H	W	67-52
----------	---	---	-------

**PRINCETON (NU LEADS 1-0)**

12-27-57	N	W	74-64
----------	---	---	-------

**RHODE ISLAND (NU LEADS 2-1)**

11-20-11	H	W	83-63
11-22-14	A	L	62-66 (OT)
12-13-15	H	W	70-67
Totals			215-196

**RIPON (NU TRAILS 0-1)**

1904-05		L	28-32
---------	--	---	-------

**SACRAMENTO STATE (NU LEADS 4-0)**

12-13-78	H	W	91-56
1-6-82	H	W	93-61
1-20-93	H	W	86-70
11-13-16	H	W	83-61
Totals			353-248

**SACRED HEART (NU LEADS 1-0)**

1-24-13	A	W	31-9
---------	---	---	------

**SAINT LOUIS (SERIES TIED 4-4)**

12-28-29	A	L	27-37
2-12-30	H	W	45-43
2-10-32	H	L	28-31
3-3-34	H	W	29-25
1-5-35	A	L	28-30
11-23-90	N	W	107-79
11-25-08	H	W	71-57
11-18-09	A	L	55-69
Totals			390-371

**ST. FRANCIS (PA.) (NU LEADS 1-0)**

1-6-04	H	W	93-49
--------	---	---	-------

**ST. JOHN'S (NU TRAILS 1-0)**

11-16-17	A	L	56-79
----------	---	---	-------

**ST. JOSEPH'S (IOWA) (NU LEADS 3-0)**

1-23-13	A	W	25-11
2-5-14	A	W	48-11
1916-17		W	21-11
Totals			94-33

**ST. JOSEPH'S (PA.) (NU LEADS 1-0)**

3-28-96	N	W	60-56
---------	---	---	-------

**ST. MARY'S (CALIF.) (TIED 1-1)**

12-17-46	H	L	54-58
12-10-75	H	W	68-57
Totals			122-115

**ST. THOMAS (MINN.) (NU LEADS 1-0)**

1916-17		W	23-8
---------	--	---	------

**ST. THOMAS (PA.) (NU LEADS 1-0)**

12-30-36	A	W	42-41
----------	---	---	-------

**SAMFORD (NU TRAILS 0-1)**

12-20-15	H	L	58-69
----------	---	---	-------

**SAM HOUSTON STATE (NU LEADS 3-1)**

1-5-89	H	W	89-70
1-6-90	H	W	99-91
11-23-91	H	W	91-42
12-15-01	H	L	70-74
Totals			349-277

**SAN DIEGO STATE (NU TRAILS 0-1)**

12-3-71	H	L	61-63
---------	---	---	-------

**SAN FRANCISCO (NU LEADS 2-1)**

12-30-86	N	W	66-60
12-27-98	A	W	62-52
12-20-99	H	L	60-64
Totals			188-176

**SAN JOSE STATE (NU LEADS 3-2)**

12-29-47	A	L	38-39
12-23-71	H	W	80-63
12-17-74	H	L	66-80
12-3-88	H	W	90-76
11-16-08	H	W	63-46
Totals			337-304

**SANTA CLARA (NU TRAILS 1-2)**

1-3-36	A	L	48-61
12-12-50	A	W	53-38
12-29-84	A	L	59-78
Totals			160-177

**SAVANNAH STATE (NU LEADS 4-0)**

1-2-02	H	W	66-47
1-3-07	H	W	81-53
12-11-07	H	W	82-37
1-5-11	H	W	68-48
Totals			297-185

**SETON HALL (NU LEADS 1-0)**

11-14-18	H	W	80-57
----------	---	---	-------

**SHATTUCK (NU LEADS 2-0)**

1904-05		W	44-22
3-22-1906	A	W	59-23
Totals			103-45

**SIMPSON (SERIES TIED 1-1)**

2-18-14	A	L	21-22
1916-17		W	20-13
Totals			41-35

**SIoux CITY YMCA (TIED 1-1)**

2-17-1902	A	W	42-24
1903-1904		L	14-49
Totals			56-73

**SONOMA STATE (NU LEADS 1-0)**

1-5-81	H	W	84-49
--------	---	---	-------

**SOUTH CAROLINA (TIED 1-1)**

1-6-76	H	W	69-68
1-3-77	A	L	49-54
Totals			118-122

**SOUTH CAROLINA STATE (NU LEADS 2-0)**

12-30-08	H	W	77-63
11-17-13	H	W	83-57
Totals			160-120

**SOUTH CAROLINA UPSTATE (NU LEADS 1-0)**

11-14-09	H	W	76-49
----------	---	---	-------

**SOUTH DAKOTA (NU LEADS 32-5)**

2-4-11	H	W	30-25
1-23-20	H	W	41-12
1-24-20	H	W	33-12
1-21-21	H	W	39-13
12-18-25	H	L	19-20
1-15-29	H	W	46-28
12-13-30	A	W	18-17
12-12-31	H	L	36-41
2-18-33	H	W	34-25
2-3-36	H	W	48-27



12-11-36	A	L	31-33
12-17-37	H	W	44-28
12-10-38	H	W	44-30
12-9-39	H	W	39-15
12-6-40	A	L	39-40
12-12-41	H	W	48-28
12-7-42	A	L	30-40
12-18-43	H	W	41-31
12-11-45	H	W	52-29
12-4-46	H	W	68-37
12-16-47	H	W	65-38
1-29-49	H	W	72-50
1-2-50	H	W	47-40
1-3-51	H	W	74-49
1-26-52	H	W	82-59
12-6-52	H	W	65-53
12-15-53	H	W	70-53
12-11-54	H	W	87-51
12-7-64	H	W	74-63
12-18-65	H	W	77-60
12-5-67	H	W	94-61
1-3-76	H	W	72-59
12-10-77	H	W	74-64
12-1-84	H	W	101-69
11-12-10	H	W	76-68
11-11-11	H	W	65-48
12-3-16	H	W	73-61
Totals			2,048-1,477

#### SOUTH DAKOTA STATE (NU LEADS 12-0)

12-20-28	H	W	36-25
1-14-30	H	W	29-27
2-1-46	H	W	52-50
2-4-47	H	W	53-34
2-3-48	H	W	66-56
12-3-49	H	W	61-32
12-2-57	H	W	64-52
11-30-74	H	W	87-72
11-30-79	H	W	100-83
12-7-81	H	W	70-51
12-8-05	H	W	76-67
11-26-11	H	W	76-64
Totals			770-613

#### SOUTH FLORIDA (TIED 1-1)

12-5-02	A	L	60-65
12-6-03	H	W	75-52
Totals			135-117

#### SOUTHEASTERN LOUISIANA (NU LEADS 3-0)

1-5-10	H	W	77-59
11-22-15	H	W	92-65
11-11-18	H	W	87-35
Totals			256-159

#### SOUTHERN (NU LEADS 2-0)

11-11-12	H	W	66-55
12-20-16	H	W	81-76
Totals			147-131

#### SOUTHERN COLORADO (NU LEADS 1-0)

11-29-84	H	W	89-67
----------	---	---	-------

#### SOUTHERN ILLINOIS (NU LEADS 2-0)

11-26-85	H	W	85-50
12-10-86	A	W	87-85
Totals			172-135

#### SOUTHERN METHODIST (NU LEADS 4-2)

12-19-51	A	L	55-61
12-7-61	H	W	63-60
12-12-70	A	L	75-80
12-11-71	H	W	84-76
12-20-74	N	W	69-67
12-22-00	N	W	72-70
Totals			418-414

#### SOUTHERN MISS (NU TRAILS 0-2)

3-24-87	N	L	75-82
11-26-99	N	L	48-75
Totals			123-157

#### SOUTHERN UTAH (NU LEADS 4-0)

11-30-91	A	W	106-101
1-5-93	H	W	100-85
1-5-94	H	W	89-85
12-29-09	H	W	94-61
Totals			389-332

#### SOUTHEAST MISSOURI STATE (NU LEADS 2-0)

1-15-83	H	W	98-46
11-27-05	H	W	69-54
Totals			167-100

#### SW LOUISIANA (NU TRAILS 0-1)

12-29-92	N	L	80-109
----------	---	---	--------

#### SOUTHWEST MINNESOTA STATE (NU LEADS 1-0)

12-29-18	H	W	79-38
----------	---	---	-------

#### SPRINGFIELD (MASS.) (NU LEADS 1-0)

12-17-52	H	W	82-73
----------	---	---	-------

#### STANFORD (NU TRAILS 3-6)

1-3-33	H	L	17-21
1-2-35	H	L	31-34
1-4-36	A	L	39-42
1-3-39	A	L	47-56
12-20-39	H	W	48-47
12-27-40	A	L	46-57
12-27-47	A	W	51-47
12-23-61	A	L	59-72
12-20-65	H	W	71-67
Totals			409-443

#### STETSON (NU LEADS 1-0)

12-29-17	H	W	71-62
----------	---	---	-------

#### STEVENS POINT A.C. (NU TRAILS 0-1)

1900-01	A	L	13-38
---------	---	---	-------

#### TAMPA (NU TRAILS 0-1)

12-21-51	A	L	76-81
----------	---	---	-------

#### TEMPLE (NU TRAILS 0-1)

1-1-37	A	L	27-43
--------	---	---	-------

#### TENNESSEE (NU LEADS 3-0)

12-13-03	H	W	77-62
12-30-04	A	W	62-61
11-28-15	N	W	82-71
Totals			221-194

#### TENNESSEE-MARTIN (NU LEADS 1-0)

11-28-14	H	W	75-64
----------	---	---	-------

#### TENNESSEE TECH (NU LEADS 1-0)

12-14-90	H	W	113-92
----------	---	---	--------

#### TEXAS (NU TRAILS 6-16)

12-18-64	A	L	73-77
12-14-65	H	W	75-64
3-15-78	*A	L	48-67
11-28-93	H	L	75-78
1-4-95	A	L	74-102
1-3-96	H	W	85-69
11-23-96	A	L	81-83 (OT)
2-16-97	H	W	79-67
1-21-98	A	L	91-105
1-10-99	H	L	76-89
1-25-00	A	L	55-82
1-13-01	H	W	80-67
1-19-02	A	L	66-77
2-15-03	H	L	63-75
1-17-04	A	L	61-63
1-15-05	H	L	53-63
2-11-06	A	L	59-78
1-24-07	H	L	61-62
3-4-08	A	L	66-70
2-7-09	H	W	58-55
2-2-10	A	L	51-91
2-19-11	H	W	70-67
Totals			1,500-1,651

\*National Invitation Tournament

#### TEXAS A&M (NU LEADS 12-8)

12-13-69	N	W	78-69
12-14-86	A	L	64-66
12-2-87	H	W	92-60
12-20-91	H	W	91-68
1-11-97	H	W	74-72
2-27-98	A	W	75-58
1-19-99	H	W	87-68
3-4-00	A	L	76-83 (OT)
2-28-01	H	W	97-69
2-20-02	A	W	82-72
1-15-03	H	L	52-53
2-11-04	A	W	83-77
1-26-05	H	W	77-67
2-25-06	A	L	55-66
2-10-07	H	L	55-66
2-23-08	A	W	65-59
2-24-09	H	L	55-57
1-9-10	A	L	53-64
3-11-10	N	L	64-70*
1-29-11	H	W	57-48
Totals			1,432-1,242

\*Phillips 66 Big Eight/Big 12 Championship

#### TEXAS-ARLINGTON (NU LEADS 1-0)

12-21-92	H	W	116-95
----------	---	---	--------

#### TEXAS STATE (NU LEADS 1-0)

12-4-98	H	W	63-54
---------	---	---	-------

#### TCU (NU LEADS 7-3)

12-20-51	A	L	57-58 (OT)
12-11-70	A	W	69-64
12-11-72	H	W	72-58
3-24-83	H	W	67-57
3-15-99	A	L	89-101
11-19-08	A	W	62-50
11-21-09	H	W	90-77
12-11-10	H	W	70-56
12-10-11	A	W	69-57
3-24-19	A	L	72-88
Totals			719-666

#### TEXAS-PAN AMERICAN (NU LEADS 1-0)

12-02-09	H	W	81-53
----------	---	---	-------

#### TEXAS SOUTHERN (NU LEADS 1-0)

11-27-04	H	W	78-58
----------	---	---	-------

#### TEXAS-SAN ANTONIO (NU LEADS 6-0)

11-27-93	H	W	96-85
12-3-96	H	W	79-76
11-29-97	H	W	68-59
11-28-01	H	W	81-63
12-1-02	H	W	69-53
12-20-17	H	W	104-94
Totals			497-430

#### TEXAS TECH (NU LEADS 16-11)

12-9-55	H	W	69-63 (OT)
12-20-56	A	W	67-66
12-15-58	H	W	54-46
12-1-62	A	W	68-66
12-9-63	H	L	60-76
12-20-64	A	L	78-82
11-29-83	H	L	45-59
12-15-84	A	W	79-74 (OT)
12-11-88	A	W	71-69
12-9-89	H	W	76-69
2-8-97	A	L	74-87**
2-25-98	H	W	82-65
2-20-99	A	L	68-73
3-4-99	*N	W	69-50
1-19-00	H	W	70-67
2-21-01	A	L	64-65
1-30-02	H	W	80-69
2-5-03	A	L	49-75
2-24-04	H	W	72-44
1-29-05	A	L	68-84
2-18-06	H	L	64-70
2-6-07	A	W	61-59
2-9-08	H	W	73-62

1-31-09	A	W	82-69
2-27-10	H	W	83-79 (2OT)
1-22-11	A	L	71-72
11-20-18	N	L	52-70
Totals			1,782-1,654

\*-Phillips 66 Big 12 Championship  
\*\*Texas Tech later forfeited game

#### TOLEDO (NU LEADS 3-0)

12-8-90	H	W	105-68
1-2-92	A	W	57-52
11-24-95	N	W	72-59
Totals			234-179

#### TOPEKA YMCA (SERIES TIED 1-1)

3-3-1902	A	L	36-52
3-22-1902	H	W	27-13
Totals			63-65

#### TULANE (NU LEADS 3-0)

3-17-83	H	W	72-65
3-26-96	N	W	90-78
11-21-11	H	W	61-57
Totals			223-200

#### TULSA (NU TRAILS 1-2)

12-1-97	A	L	68-85
12-1-98	H	L	49-52
12-22-09	N	W	74-70
Totals			191-207

#### UAB (NU TRAILS 2-3)

11-24-78	A	W	64-55
12-22-79	H	W	92-84 (4OT)
12-2-04	A	L	66-80
12-3-05	H	L	72-73
11-22-13	N	L	74-87
Totals			368-379

#### UCF (NU TRAILS 0-1)

11-23-17	N	L	59-68
----------	---	---	-------

#### UCLA (NU TRAILS 2-6)

12-29-38	A	W	35-30
12-30-38	A	L	40-42
12-20-41	H	L	36-42
12-16-55	H	W	71-65
11-30-56	A	L	56-69
12-1-56	A	L	60-78
3-19-85	A	L	63-82
11-25-16	A	L	71-82
Totals			432-490

#### UMKC (NU LEADS 11-1)

12-8-82	H	W	69-50
11-25-89	H	W	91-76
1-9-91	A	W	97-78
1-20-92	H	W	74-71
1-9-93	A	W	66-65
1-5-94	H	W	92-71
1-18-95	A	W	63-60

# N 2019-20 NEBRASKA BASKETBALL

## SERIES RESULTS VS. NON-CONFERENCE OPPONENTS



Dylan Talley led the Huskers in scoring and assists en route to earning honorable-mention All-Big Ten honors in 2013.



Mikki Moore ranks second in school history with 236 blocked shots. Moore also has three of the top-eight single-season totals in school history.



Shavon Shields was a two-time All-Big Ten selection in his career and finished fifth on NU's career scoring chart.

**WASHINGTON STATE (NU LEADS 6-2)**

12-12-66	H	W	100-75
12-13-66	H	W	80-78
12-8-67	A	L	70-93
12-9-67	A	W	91-76
12-22-84	H	L	58-63
12-12-85	A	W	79-72
3-19-96	H	W	82-73
11-21-98	N	W	95-84
Totals			655-614

**WEBER STATE (NU LEADS 1-0)**

11-26-96	H	W	83-66
----------	---	---	-------

**WESLEYAN AUTO (NU TRAILS 0-1)**

3-5-14	H	L	19-31
--------	---	---	-------

**WEST VIRGINIA (NU TRAILS 0-1)**

1-2-30	A	L	19-45
--------	---	---	-------

**WESTERN CAROLINA (NU TRAILS 0-1)**

12-3-99	H	L	72-74
---------	---	---	-------

**WESTERN ILLINOIS (NU LEADS 6-0)**

12-21-77	H	W	73-72
12-17-94	H	W	69-62
11-19-97	H	W	86-57
12-5-01	H	W	72-53
11-12-13	H	W	62-47
11-24-18	H	W	73-49
Totals			435-340

**WESTERN KENTUCKY (NU TRAILS 1-3)**

12-31-46	A	L	56-74
3-14-86	N	L	59-67
1-6-07	H	W	82-71
12-5-07	A	L	62-69 (OT)
Totals			269-281

**WESTERN RESERVE (NU LEADS 2-0)**

12-28-36	A	W	41-35
12-21-48	A	W	83-80
Totals			124-115

**WICHITA STATE (TIED 6-6)**

12-12-55	A	L	46-71
12-3-60	H	L	63-65
12-4-61	A	L	49-79
12-10-68	H	W	94-92 (3OT)
12-6-69	A	W	81-79 (OT)
12-23-70	A	W	72-71
12-4-71	H	L	61-74
1-7-74	A	L	58-66
12-14-74	H	W	78-65
12-12-92	A	W	71-64
12-11-93	H	W	94-72
3-16-11	A	L	49-76
Totals			816-874

**WINTHROP (NU LEADS 2-0)**

11-27-00	H	W	65-44
11-24-01	H	W	73-65
Totals			138-109

**UW-GREEN BAY (NU LEADS 2-0)**

1-2-91	A	W	70-63
12-30-91	H	W	76-68
Totals			146-131

**UW-OSHKOSH (NU LEADS 1-0)**

1-4-80	H	W	96-72
--------	---	---	-------

**UW-STEVENS POINT (NU LEADS 2-0)**

11-30-81	H	W	74-45
1-9-85	H	W	69-62
Totals			143-107

**UW-STOUT (NU LEADS 1-0)**

11-23-85	H	W	71-53
----------	---	---	-------

**UW-SUPERIOR (NU TRAILS 0-1)**

12-28-31	A	L	34-36
----------	---	---	-------

**WOFFORD (NU LEADS 1-0)**

12-2-01	H	W	65-46
---------	---	---	-------

**WYOMING (NU LEADS 16-10)**

1-20-34	H	L	24-33
12-15-34	A	L	23-26
12-27-35	A	W	46-42
1-13-36	H	W	31-22
12-23-38	H	W	38-30
12-5-57	H	W	77-66
12-20-61	A	L	70-71
12-2-63	H	W	79-72
12-3-64	A	L	68-94
12-7-66	A	L	98-102
12-23-67	H	W	82-74
12-1-70	A	W	68-63
12-1-71	H	W	81-63
12-1-72	A	L	59-65
12-1-73	H	W	70-62
11-28-80	H	L	59-62 (OT)
11-27-81	A	L	48-62

12-18-82	H	W	68-57
12-20-83	A	W	67-64
12-10-84	H	W	79-65
11-30-85	A	W	64-53
12-20-86	H	W	62-61
12-19-87	A	L	58-87
1-23-89	H	W	71-58
1-22-90	A	L	65-95
12-20-06	N	W	73-58
Totals			1,628-1,545

**XAVIER (NU TRAILS 0-2)**

3-19-84	A	L	57-58
3-14-91	N	L	84-89
Totals			141-147

**YALE (NU LEADS 1-0)**

11-19-05	H	W	73-64
----------	---	---	-------

**YORK COLLEGE (NU LEADS 1-0)**

1916-17	W	23-14
---------	---	-------



Bruce Chubick is one of only two players in school history to play in four straight NCAA Tournaments as a Husker.



Evan Taylor helped Nebraska to 22 wins, including a school-record 13 Big Ten wins, in 2017-18.





Opponent	First Mtg.	Last Mtg.	W-L	Opponent	Year	W-L	Opponent	Year	W-L
Abilene Christian	2015	2015	.....1-0	Duquesne	1949	1972.....1-2	MacMurray	1974	1974.....1-0
Air Force	1960	1982	.....4-1	Eastern Illinois	1991	2017.....6-0	Mankato State	1977	1977.....1-0
Alabama	1955	1986	.....0-2	Eastern Michigan	2003	2003.....1-0	Marist	2017	2017.....1-0
Alabama A&M	2005	2007	.....3-0	Eastern Washington	1980	2010.....5-0	Marquette	1934	2005.....4-4
Alabama State	2008	2008	.....1-0	Emporia State	1956	1956.....1-0	Marshall	1967	1967.....0-1
Alaska-Fairbanks	2000	2002	.....1-1	Evansville	1985	1986.....1-1	Marshfield	1907	1907.....1-0
Alcorn State	2007	2011	.....3-0	Fairleigh Dickinson	2003	2003.....1-0	Mary	2016	2016.....1-0
Angelo State	1980	1980	.....1-0	Florida A&M	1994	2009.....2-0	Maryland	2015	2019.....3-6
Appalachian State	1993	1995	.....2-1	Florida Gulf Coast	2011	2012.....2-0	Md.-Baltimore County	1989	2008.....1-1
Arizona	1961	2000	.....2-2	Florida State	2014	2014.....2-0	Maryland Eastern Shore	2008	2010.....3-0
Arizona State	1969	2008	.....3-4	Fond du Lac	1901	1901.....0-1	Memphis	1955	1955.....0-1
Arkansas	1933	1998	.....2-6	Fordham	1993	1993.....1-0	Menasha	1905	1905.....1-0
Arkansas-Little Rock	1987	1987	.....1-0	Fort Dodge	1905	1918.....5-1	Mesa	1983	1983.....1-0
Arkansas-Pine Bluff	2004	2015	.....5-0	Fort Dodge Co. G	1915	1915.....0-1	Miami	1952	2015.....4-2
Arkansas State	1989	2013	.....2-0	Fort Riley	1906	1906.....1-0	Miami (Ohio)	1963	1991.....2-1
Arkansas Tech	1979	1979	.....1-0	Fresno State	1952	1996.....2-0	Michigan	1950	2019.....3-16
Augustana (S.D.)	1969	1984	.....3-0	Furman	1988	1989.....2-0	Michigan State	1920	2019.....9-17
Baker	1905	1906	.....3-0	Gardner Naval Res.	1943	1943.....0-2	Middle Tenn. State	1974	1974.....0-1
Ball State	1981	2002	.....1-2	Gardner-Webb	2016	2016.....0-1	Millikin	1935	1935.....0-1
Baylor	1950	2014	.....12-11	George Washington	1937	1937.....0-1	Minneapolis YMCA	1904	1904.....1-0
Bellevue	1906	1906	.....1-0	Georgia	1986	2013.....2-1	Minnesota	1902	2019.....22-54
Bethune-Cookman	2003	2003	.....1-0	Georgia Southern	1996	1996.....1-0	Minnesota Ag Coll.	1903	1903.....0-1
Boston College	2017	2017	.....1-0	Georgia State	1973	1974.....2-0	Minnesota-Duluth	1974	1974.....1-0
Bowling Green	1991	1997	.....2-1	Georgia Tech	1984	1984.....0-1	Mississippi	1978	2008.....1-2
Bradley	1938	1959	.....2-5	Grambling State	1988	2010.....3-1	Mississippi State	1996	2017.....0-2
Brandeis (Omaha)	1917	1917	.....1-0	Great Lakes	1942	1942.....0-1	Mississippi Valley State	2015	2018.....2-0
Brigham Young	1931	2009	.....1-4	Greeley H.S.	1903	1903.....1-0	Missouri	1908	2011.....93-126
Brooklyn	1987	1988	.....2-0	Grinnell	1907	1928.....17-7	Missouri-St. Louis	1987	1987.....1-0
Brown Coll. "B" Tm.	1906	1906	.....1-0	Hamline	1915	1917.....2-0	Missouri State	1983	2018.....2-0
Burgess-Nash	1916	1916	.....1-0	Harvard	1949	1990.....3-0	Missouri Southern	1978	1978.....1-0
Butler	1930	2019	.....3-1	Haskell	1902	1903.....0-2	Missouri Western	1983	1983.....1-0
California	1938	1973	.....6-7	Hastings	1920	1920.....1-0	Monmouth	2000	2000.....1-0
California-Davis	1978	1978	.....1-0	Hawaii	1968	2014.....2-7	Montana	1937	1983.....3-2
California-Irvine	1970	1987	.....2-2	Hawaii-Hilo	1977	1977.....0-1	Montana State	1930	2005.....4-1
California Santa Barbara	1979	2002	.....2-0	Highland Park	1904	1908.....1-2	Morehead State	1989	1995.....2-0
Cal State Bakersfield	1980	1980	.....1-0	Hillyard's	1927	1927.....0-1	Morgan State	2004	2004.....1-0
Cal State Fullerton	1968	2018	.....2-0	Hofstra	2006	2006.....0-1	Morningside	1904	1920.....7-0
Camp Funston	1918	1918	.....0-1	Houston	1963	2006.....1-3	Morrison	1908	1908.....0-1
Canisius	1937	1985	.....1-1	Hudson College	1907	1907.....1-0	Muscatine	1908	1908.....0-1
Carleton	1932	1933	.....0-2	Idaho	1950	1990.....3-4	Murray State	1991	2001.....0-2
Centenary	2002	2002	.....1-0	Idaho State	1995	1995.....1-0	NATTC	1945	1945.....0-1
Central Arkansas	2014	2014	.....1-0	Illinois	1921	2019.....8-15	Navy Pre-Flight	1945	1945.....0-2
Central City	1907	1907	.....1-0	Illinois Wesleyan	1921	1921.....1-0	Nebraska-Omaha	1988	2014.....4-0
Central Michigan	2011	2012	.....2-0	Incarante Word	2014	2014.....0-1	Nebraska Wesleyan	1899	1923.....20-6
Chaminade	1988	1989	.....2-0	Independence College	1906	1906.....1-0	Nevada-Las Vegas	1979	1999.....1-1
Charlotte	2008	2008	.....1-0	Indiana	1920	2019.....7-12	Nevada	1948	1997.....3-1
College of Charleston	1995	1995	.....1-0	Iona	1983	2001.....2-0	New Mexico	2009	2009.....0-1
Cheyenne Business College	1903	1903	.....0-1	Iowa	1907	2019.....12-20	New Mexico State	1976	1993.....1-1
Chicago Central	1905	1905	.....0-1	Iowa State	1909	2011.....131-103	New Orleans	1998	1998.....1-0
Chicago State	1990	2009	.....3-0	IPFW	2002	2008.....3-0	Niagara	1938	2004.....2-0
Cincinnati	1949	2015	.....1-5	Jackson State	2009	2010.....2-0	Nicholls State	2012	2012.....1-0
The Citadel	1991	2013	.....4-0	Jacksonville State	2012	2012.....1-0	Norfolk State	2007	2007.....1-0
Clemson	2016	2016	.....0-1	Kansas	1900	2017.....71-172	North Carolina	1973	1973.....0-1
Colgate	1921	1999	.....3-1	Kansas City YMCA	1906	1906.....1-0	North Carolina A&T	1999	2005.....4-0
Colorado	1903	2011.....77-71		Kansas State	1908	2011.....93-127	North Carolina Central	2007	2007.....1-0
Colorado College	1903	1929	.....6-1	K.C. Athletic Club	1906	1926.....2-3	UNC Greensboro	1998	1999.....2-0
Colorado State	1947	1999	.....7-3	Kent State	1993	2012.....2-1	UNC Wilmington	1998	1998.....1-0
Columbia	1988	1988	.....1-0	Kentucky	1941	1973.....1-2	North Dakota	1934	2017.....3-1
Connecticut	1992	1997	.....0-2	Knox	1920	1920.....1-0	North Dakota State	1934	1934.....1-0
Coppin State	1997	1997	.....1-0	La Salle	1967	1972.....1-1	North Texas	1973	2017.....5-0
Cornell (N.Y.)	1956	1983	.....2-0	Lawrence	1905	1905.....1-0	NE Missouri State	1974	1986.....3-0
Cotner College	1909	1917	.....4-1	Lehigh	1988	1988.....1-0	Northeastern Illinois	1995	1996.....2-0
Creighton	1923	2018.....26-26		Lewis	1905	1905.....0-1	Northern Colorado	1948	2005.....3-0
Crete	1907	1907	.....1-0	Lincoln High School	1904	1904.....1-0	Northern Illinois	1989	2013.....3-1
Davidson	2010	2010	.....0-1	Lincoln YMCA	1897	1909.....10-4	Northern Iowa	1949	1997.....13-1
Dayton	2016	2016	.....1-0	Lipscomb	2002	2003.....2-0	Northern Kentucky	2014	2014.....1-0
Delaware State	1995	2015	.....4-0	Long Beach State	1975	2017.....4-0	Northern Michigan	1970	1970.....1-0
Denver	1907	2003	.....6-2	Longwood	2005	2005.....1-0	NW Missouri State	1949	1987.....10-0
Denver YMCA	1903	1903	.....1-0	Louisiana-Lafayette	1993	1993.....0-1	Northwestern	1934	2019.....9-6
DePaul	1908	1983	.....1-4	Louisiana State	1989	1989.....0-1	Notre Dame	1920	1962.....5-2
Detroit	1938	1988	.....3-4	Louisiana Tech	2005	2016.....2-0	Ohio	1958	2014.....4-0
Doane	1899	1900	.....2-0	Louisville	1947	1980.....0-2	Ohio State	1937	2019.....4-16
Drake	1909	1989	.....43-14	Loyola (Ill.)	1937	1938.....1-1	Oklahoma	1921	2011.....83-104
				Loyola Marymount	1981	2014.....2-0	Oklahoma City	1964	1966.....1-1
				Lubbock Christian	2006	2006.....1-0	Oklahoma State	1927	2018.....64-54



Brandon Ubel and the Huskers wore throwback jerseys honoring the 1949-50 Big Seven championship team for their 2012 Big Ten Tournament opener against Purdue.

Omaha Alumni	1913	1915	.....3-0
Omaha Athletic Club	1920	1920	.....2-0
Omaha Christian	1904	1904	.....1-0
Omaha YMCA	1898	1905	.....6-3
Old Dominion	1997	1997	.....1-0
Oral Roberts	2000	2002	.....2-1
Oregon	1942	2012	.....7-6
Oregon State	1941	2009	.....4-6
Ottumwa Navy	1947	1947	.....2-0
Pacific	1967	2002	.....3-1
Pennsylvania	1994	1994	.....0-1
Penn State	1981	2019	.....9-10
Pentahlon	1945	1945	.....1-0
Pepperdine	1990	1990	.....1-0
Pittsburgh	1930	2001	.....1-3
Port Washington	1905	1905	.....1-0
Portage Co. F	1907	1908	.....0-2
Portland	1967	1994	.....2-0
Portland State	1980	1980	.....1-0
Presbyterian	2007	2007	.....1-0
Princeton	1958	1958	.....1-0
Purdue	1948	2019	.....5-16
Rhode Island	2011	2015	.....2-1
Ripon	1905	1905	.....0-1
Rutgers	2000	2019	.....8-4
Sacramento State	1979	2016	.....4-0
Sacred Heart College	1913	1913	.....1-0
Saint Louis	1930	2009	.....4-4
St. Francis (Pa.)	2004	2004	.....1-0
St. John's	2017	2017	.....0-1
St. Joseph's (Iowa)	1913	1917	.....3-0
St. Joseph's (Pa.)	1996	1996	.....1-0
St. Mary's (Calif.)	1947	1976	.....1-1
St. Thomas (Minn.)	1917	1917	.....1-0
St. Thomas (Pa.)	1937	1937	.....1-0
Samford	2015	2015	.....0-1
Sam Houston State	1989	2002	.....3-1
San Diego State	1972	1972	.....0-1
San Francisco	1987	2000	.....2-1
San Jose State	1948	2008	.....3-2
Santa Clara	1936	1985	.....1-2
Savannah State	2002	2011	.....4-0
Seton Hall	2018	2018	.....1-0
Shattuck	1905	1906	.....2-0
Simpson	1914	1917	.....1-1
Sioux City YMCA	1902	1904	.....1-1
Sonoma State	1981	1981	.....1-0
South Carolina	1976	1977	.....1-1
South Carolina State	2008	2013	.....2-0
South Carolina Upstate	2009	2009	.....1-0
South Dakota	1911	2016	.....32-5



South Dakota State	1930	2011	.....12-0
South Florida	2002	2003	.....1-1
Southeastern Louisiana	2010	2018	.....3-0
Southern	2012	2016	.....2-0
Southern Colorado	1985	1985	.....1-0
Southern Illinois	1986	1987	.....2-0
Southern Methodist	1952	2001	.....4-2
Southern Mississippi	1987	2000	.....0-2
Southern Utah	1992	2009	.....4-0
SE Missouri State	1983	2005	.....2-0
SW Minnesota State	2018	2018	.....1-0
Springfield (Mass.)	1953	1953	.....1-0
Stanford	1933	1966	.....3-6
Stetson	2017	2017	.....1-0
Stevens Point A.C.	1901	1901	.....0-1
Tampa	1952	1952	.....0-1
Temple	1937	1937	.....0-1
Tennessee	2003	2015	.....3-0
Tennessee Tech	1991	1991	.....1-0
Tennessee-Martin	2014	2014	.....1-0
Texas	1965	2011	.....6-16
Texas-Arlington	1993	1993	.....1-0
Texas A&M	1970	2011	.....12-8
TCU	1952	2019	.....7-3
Texas-Pan American	2009	2009	.....1-0
Texas-San Antonio	1994	2017	.....6-0
Texas State	1999	1999	.....1-0
Texas Southern	2004	2004	.....1-0
Texas Tech	1956	2018	.....16-11
Toledo	1991	1996	.....3-0
Topeka YMCA	1902	1902	.....1-1
Tulane	1983	2012	.....3-0
Tulsa	1998	2009	.....1-2
UAB	1979	2013	.....2-3
UCF	2017	2017	.....0-1
UCLA	1939	2016	.....2-6
UMKC	1983	2009	.....11-1
UMass	2013	2013	.....0-1
USC	1963	2012	.....5-5
Utah	1936	1981	.....1-2
Utah State	1961	1978	.....2-0
Utah Valley State	2005	2005	.....1-0
UTEP	2012	2012	.....0-1
Valparaiso	1920	2012	.....3-0
Vanderbilt	1956	2010	.....2-5
Villanova	1988	2015	.....0-3
Virginia	1998	1998	.....1-0
Virginia Tech	1995	2016	.....0-2
Wagner	1990	1990	.....1-0
Wake Forest	2011	2012	.....1-1
Washburn	1908	1908	.....1-0
Washington	1931	1997	.....3-6
Washington (Mo.)	1918	1949	.....12-6
Washington State	1967	1999	.....6-2
Weber State	1997	1997	.....1-0
Wesleyan Auto	1914	1914	.....0-1
West Virginia	1930	1930	.....0-1
Western Carolina	2000	2000	.....0-1
Western Illinois	1978	2018	.....6-0
Western Kentucky	1947	2007	.....1-3
Western Reserve	1937	1949	.....2-0
Wichita State	1956	2011	.....6-6
Winthrop	2000	2002	.....2-0
Wisconsin	1904	2019	.....14-16
UW-Green Bay	1991	1992	.....2-0
UW-Oshkosh	1980	1980	.....1-0
UW-Stevens Point	1982	1985	.....2-0
UW-Stout	1986	1986	.....1-0
UW-Superior	1932	1932	.....0-1
Wofford	2002	2002	.....1-0
Wyoming	1934	2006	.....16-10
Xavier (Ohio)	1984	1991	.....0-2
Yale	2005	2005	.....1-0
York College	1917	1917	.....1-0

NU VS. NCAA DIVISION I CONFERENCES (2019-20 CONFERENCE ALIGNMENTS)

<b>Conference (Number of Teams)</b> .....	<b>Gms.</b> .....	<b>W-L</b> .....	<b>Pct.</b>				
America East (9).....	2	1-1	500	Mid-American (12) .....	26	20-6	.769
American Athletic (12).....	41	17-24	414	Mid-Eastern Athletic (11) .....	21	21-0	1.000
Atlantic Coast (15) .....	31	16-15	516	Missouri Valley (10).....	89	63-22	.708
Atlantic Sun (9).....	5	5-0	1.000	Mountain West (11) .....	58	38-20	.655
Atlantic 10 (14).....	22	11-11	500	Northeast (11).....	6	6-0	1.000
Big 12 (10) .....	1,085	482-603	444	Ohio Valley (12).....	15	13-2	.867
Big East (10).....	76	35-41	461	Pacific-12 (12).....	242	119-123	.492
Big Sky (11).....	36	29-7	806	Patriot League (10).....	5	4-1	.800
Big South (11).....	6	5-1	833	Southeastern (14).....	272	117-155	.430
Big Ten (14).....	321	113-208	352	Southern (10) .....	11	9-2	.818
Big West (9) .....	21	12-9	571	Southland (13).....	12	10-2	.833
Colonial Athletic (10).....	3	2-1	.667	Southwestern Athletic (10).....	24	23-1	.958
Conference USA (14) .....	29	18-11	620	Summit (9).....	78	69-9	.885
Horizon (10).....	10	6-4	600	Sun Belt (12).....	12	10-2	.833
Ivy (8).....	9	8-1	889	West Coast (10).....	22	13-9	.591
Metro Atlantic Athletic (11).....	8	7-1	875	Western Athletic (9) .....	10	8-2	.800
				Independents (0).....	0	0-0	.000

NEBRASKA IN EXHIBITION PLAY (58-6)

Season	Opponent	Result	Score	Season	Opponent	Result	Score
1966-67	Swedish Nationals	W	103-78	1999-2000	Calif. South All-Stars (ot)	W	107-99
1968-69	Athletes in Action	W	74-65		Ural Great-Russia (ot)	L	98-102
1972-73	Yugoslavian	L	80-82	2000-01	Global Sports	L	62-74
1978-79	Windsor	W	113-69		Sports Tours Int'l.	W	89-49
1981-82	Windsor	W	94-51	2001-02	Nebraska-Kearney	W	58-55
1982-83	Brandon	W	96-68		Delta Jammers	W	75-57
1983-84	Windsor	W	117-49	2002-03	EA Sports	W	63-46
1985-86	Bratislava	W	101-67		Sports Tours Int'l.	W	113-76
1986-87	Club Bosnia	W	90-82	2003-04	Alaska-Fairbanks	W	84-53
1987-88	Czechoslovakia	L	66-69		Athletes in Action	W	78-73
1988-89	Athletes in Action (ot)	L	102-104	2004-05	Monterrey Tech	W	89-48
	Victoria All-Stars	W	109-84		Nebraska-Kearney	W	84-71
1989-90	Brisbane Bullets	W	76-74	2005-06	Nebraska-Omaha	W	70-65
	Athletes in Action	W	104-90		Holy Family (Pa.)	W	76-54
1990-91	High Five America	W	128-89	2006-07	Nebraska-Kearney	W	74-72
	Czechoslovakia	W	92-71		SIU-Edwardsville	L	50-54
1991-92	Ukraine Nationals	W	80-71	2007-08	Nebraska Wesleyan	W	70-50
	High Five America	W	93-84		Wayne State	W	74-51
1992-93	Cuban Nationals	W	114-76	2008-09	Chadron State	W	85-54
	Marathon Oil	W	126-96	2009-10	Arkansas-Fort Smith	W	86-66
1993-94	Kiev Baskets	W	122-59		Hastings	W	71-39
	Marathon Oil	W	109-91	2010-11	Peru State	W	75-43
1994-95	USA Verich Reps	W	117-101		Bellevue	W	82-58
	Russian Red Army	W	105-83	2011-12	Doane	W	75-54
1995-96	Spalding Americas	W	113-68	2012-13	Midland	W	68-40
	Team Pella	W	97-75	2013-14	Nebraska-Kearney	W	91-60
1996-97	Pella Windows Basketball	W	82-71	2014-15	Southwest Minnesota St.	W	83-61
	Marathon Oil	W	82-81	2015-16	Northern State	W	95-42
1997-98	Pella Windows Basketball	W	83-63	2016-17	Chadron State	W	98-45
	Marathon Oil	W	87-72	2017-18	at Mississippi State@	W	76-72
1998-99	Pella Windows Basketball	W	67-61		Northwood (Mich.)	W	80-62
	Next Level Sports	W	86-76	2018-19	Wayne State	W	75-40
				@-NCAA Charity Exhibition			

# 2018-19 REVIEW



ISAIAH  
ROBY



Front row (from left): Dachon Burke Jr., Nana Akenten, Justin Costello, Glynn Watson Jr., Johnny Trueblood, Thomas Allen and Thorir Thorbjarnarson. Back row (from left): Karrington Davis, Dedoch Chan, Isaac Copeland, Brady Heiman, Isaiah Roby, Tanner Borchardt, James Palmer Jr. and Amir Harris.

One of the old adages that Tim Miles often said was the team you had in March was always different in November and December, and for the 2018-19 Huskers, the resilience proved to be invaluable in grinding out a second straight postseason bid.

The Huskers were down to just eight players because of injuries and suspensions heading into the Big Ten Tournament and found themselves in a dogfight in the opening round against Rutgers. Trailing 51-45 with just under seven minutes remaining, if NU was going to make a second-straight postseason appearance, now was the time to make a surge.

The Huskers started getting stops on the defensive end, holding the Scarlet Knights without a point for over six minutes. Isaiah Roby rattled off six straight points to give NU a lead, but the run would continue, as Roby, James Palmer Jr. and Glynn Watson Jr. combined for 15 unanswered points to keep NU's season alive.

While Palmer's season-high 34 points, including a school-record 27-point second half, took the headlines, the play of the Huskers' supporting cast keyed the 68-61 victory. Walk-on Johnny Trueblood gave NU four steals, four rebounds and two assists, as NU was a +20 with him in the lineup against the Scarlet Knights.

"They were rolling pretty good," Miles said. "Then we just got defensive stops. I think Johnny got a couple steals, Roby got a couple blocks. They didn't get any second shots...And now all of a sudden you're feeling like you have a little rhythm."

One day later, the Huskers would face another stiff test in No. 21 Maryland. The Terrapins swept the Huskers during the regular season, including a 15-point victory in Lincoln, but the Huskers turned the tables in Chicago. NU held Maryland to just 36 percent shooting, while Palmer's 24 points led three Huskers in double figures in a 69-61 win. Nebraska led by 14 early in the second half, but saw Maryland cut the lead to five before the Huskers answered with a 9-0 run to keep Maryland at bay.

"We believe in each other. That's the main thing," Watson said following the Huskers' win over Maryland. "It's a new season - anything can happen and you're seeing it right now. We stand together, every guy putting in work to help us win."

It was another unlikely hero that day, as Thorir Thorbjarnarson had a career-high five steals while Roby, Tanner Borchardt and Trueblood keyed a defensive effort

which held All-Big Ten center Bruno Fernando to just three points on 1-of-4 shooting.

"We just wanted to aggravate him as much as possible," Miles said of the defensive effort after Fernando averaged 15.5 points and 18.0 rebounds against the Huskers in Big Ten play. "Just make him play in a crowd, send different guys at him, whatever it took."

The Huskers' would have one more battle, taking No. 19 Wisconsin to the wire before falling 66-62. Watson had 24 points as Nebraska, playing its third game in as many days, overcame a 13-point first-half deficit to take the lead with 10 minutes left and was within two with two minutes remaining, but the Badgers held on for the 66-62 win.

While the Huskers were short-handed, the effort during the Big Ten Tournament made their seventh-year coach proud.

"I'm proud to be their coach. I thought that they fought as hard as they could," Miles said. "And we were in a great situation, late even, chance to tie or go ahead."

The Huskers, who were ranked in the top-25 for a portion of December and January, battled injuries during the season half of the year. NU lost starters Isaac Copeland and Thomas Allen to season-ending injuries and struggled down the stretch before an improbable win over Iowa in the regular-season finale kick-started their postseason hopes.

Nebraska trailed 74-65 with 47 seconds left before Watson and Palmer keyed a 16-7 surge over the next 40 seconds, culminating with Palmer's game-tying layup with 12 seconds left in regulation. Watson and Palmer both hit a pair of 3-pointers, while Amir Harris hit a pair of free throws after making just two of 12 from the charity stripe on the season. Harris, who played through a knee injury which would end his season, proved to be the hero in overtime, hitting a game-winning basket with 10 seconds left before Thorbjarnarson blocked Jordan Bohannon's 3-pointer at the overtime buzzer to preserve the 93-91 win.

The strong finish gave the Huskers a chance to continue their season in the NIT with a home game against Butler. After losing in the first round the previous season, the Huskers rode a career-high 28 points from Roby to an 80-76 win.

"Last year we really felt like it was a letdown to be in the NIT," Roby said. "This year we went to Chicago, and we felt like we earned our spot in the NIT this year."

The Huskers' unlikely postseason run would end at TCU despite a 16-point, 13-rebound performance by Borchardt in his final game as a Husker. A former walk-on, Borchardt was forced into the starting lineup because of injuries, but made major contributions down the stretch. On the year, he shot 61 percent from the field and had two double-doubles, including an 18-rebound, 12-point effort at Illinois.

Roby, who became Nebraska's first NBA draftee in 20 years, made significant strides in his first full season as a starter, averaging 11.8 points and pacing NU in rebounds (6.9 rpg) and blocked shots (1.9 bpg). He totaled five 20-point efforts and was the only Big Ten player in the top 10 in the conference in both steals and blocked shots.

Palmer, who earned a training camp invite with the Los Angeles Clippers, led the Huskers in scoring at 19.7 points per game while ranking in the top five in the Big Ten in both scoring and steals (1.4 spg) to earn all-Big Ten honors for the second straight year. Palmer, whose 1,276 points were the most by a two-year player at NU, set the Huskers' single-season scoring record with 708 points.

Watson enjoyed the finest season of his career, averaging 13.6 points and leading the Huskers in assists (3.1 apg), while finishing on NU's career top-10 list in games played, starts, assists and steals. Watson closed his career with a 17-point, nine-rebounds, six-assist performance against TCU and played every minute during the Huskers' Big Ten Tournament and NIT contests.

The Huskers, who returned their top four scorers from the previous season, got off to a blistering start, winning seven of their first eight games to break into the top 25.

After a loss at Minnesota in early December, the Huskers returned home for a showdown with Creighton at Pinnacle Bank Arena. Nebraska took control from the onset, shooting 53 percent from the field, including 14-of-27 from 3-point range, in a 94-75 rout. Palmer paced the NU attack with 30 points, including 6-of-7 from 3-point range, to lead five Huskers in double figures. The Huskers closed non-conference play with three more double-figure wins to move to No. 24 in the polls when Big Ten play resumed.

The Huskers were 3-3 in the Big Ten following one of its most impressive performances of the year, a 66-51 win at No. 25 Indiana. Watson and Copeland combined for 29 points, as the Huskers built an 18-point first half lead and cruised to the road win, setting up a showdown with Michigan State. The Huskers had won 20 in row at Pinnacle Bank Arena and gave the sixth-ranked Spartans all they could handle before MSU escaped Lincoln with a 70-64 victory in front of a crowd of 15,923.

"That place was rocking as loud as I've ever heard a place lately, and we found a way to win," Michigan State Coach Tom Izzo said. "It was probably one of the bigger wins on the road under the circumstances of those three freshmen having to play minutes in a tough environment."

While the loss stung, an injury nine days later would take the wind out of the Huskers' sails.

Against Ohio State, the Huskers and Buckeyes were in a two-point game early in the second half before Copeland suffered a career-ending knee injury. The fifth-year senior was second on the team in both scoring (14.0 ppg) and rebounding (5.4 rpg) and his injury depleted a frontcourt which was already short on depth. Copeland's injury triggered a slump, as Nebraska lost 11 of its next 13 games before the win over Iowa in the regular-season finale.



**#20 - TANNER BORCHARDT**

6-8 | 250 | Forward  
Gothenburg, Neb.

**CAREER HONORS**

- ▶ Three-time NABC Honors Court
- ▶ Three-time Academic All-Big Ten
- ▶ Two-Time Tom Osborne Citizenship Team
- ▶ 2019 University of Nebraska graduate

**NEBRASKA CAREER HIGHS**

Points:	16	at TCU (3/24/19)
Rebounds:	18	at Illinois (2/2/19)
Field Goals:	6	at Illinois (2/2/19); at TCU (3/24/19)
Field Goal Att.	9	at Illinois (2/2/19)
3-Point FG	N/A	
3-Point FG Att.	N/A	
Free Throws	4	Three times, last at TCU (3/24/19)
Free Throw Att.	8	at TCU (3/24/19)
Assists	2	Three times, last at TCU (3/24/19)
Steals	3	vs. Rutgers (3/13/19)
Blocks	2	vs. Stetson (12/29/17); at Northwestern (1/2/18)
Minutes	38	at TCU (3/24/19)

**CAREER RECAP**

Borchardt walked on to the Husker program, but became an instrumental part of NU's rotation the past two seasons. Borchardt played in all 36 games as a senior, setting career highs in scoring (3.3 ppg), rebounding (4.6 rpg) and field goal percentage (.608) as a senior. His 167 rebounds trailed only Isaiah Roby on the 2018-19 team. He posted two double-doubles in 2018-19, including a 16-point, 13-rebound performance against TCU in the second round of the NIT. At Illinois, Borchardt grabbed a career-high 18 rebounds, the most by a Husker since Aleks Maric in 2007. After playing in just nine games in his first two seasons, Borchardt played in 20 contests as a junior, helping the Huskers to 22 wins, including 13 Big Ten triumphs. For his efforts, he was put on scholarship in December of 2017, and was on scholarship his last three semesters at Nebraska. In the classroom, he was a three-time Academic All-Big Ten honoree and graduated with a degree in management in May of 2019.



**BORCHARDT'S CAREER STATS**

Year	G-GS	MP-MPG	FG-FGA	Pct.	3FG-3FGA	Pct.	FT-FTA	Pct.	O-D	Tot.-Avg.	F-DQ	A	TO	B	S	TP-Avg.
2015-16	8-0	28-3.5	3-3	1.000	0-0	.000	0-0	.000	2-7	9-1.1	5-0	0	5	0	0	6-0.8
2016-17	1-0	1-1.0	0-0	.000	0-0	.000	0-0	.000	0-0	0-0.0	1-0	0	0	0	0	0-0.0
2017-18	20-0	118-5.9	6-13	.462	0-0	.000	6-14	.429	17-19	36-1.8	23-0	2	2	4	2	18-0.9
2018-19	36-17	716-19.9	48-79	.608	0-0	.000	23-40	.575	89-78	167-4.6	95-3	16	16	10	17	119-3.3
<b>TOTAL</b>	<b>65-17</b>	<b>863-13.3</b>	<b>57-95</b>	<b>.600</b>	<b>0-0</b>	<b>.000</b>	<b>29-54</b>	<b>.537</b>	<b>108-104</b>	<b>212 -3.3</b>	<b>124-3</b>	<b>18</b>	<b>23</b>	<b>14</b>	<b>19</b>	<b>143-2.2</b>

**COPELAND'S CAREER STATS**

Year	G-GS	MP-MPG	FG-FGA	Pct.	3FG-3FGA	Pct.	FT-FTA	Pct.	O-D	Tot.-Avg.	F-DQ	A	TO	B	S	TP-Avg.
2014-15*	33-110	661-20.0	83-184	.451	21-54	.389	38-47	.809	30-97	127-3.8	46-0	23	36	19	8	225-6.8
2015-16*	33-33	1057-32.0	130-303	.429	34-125	.272	71-90	.789	47-132	179-5.4	68-0	66	54	20	25	365-11.1
2016-17*	7-5	137-19.6	11-40	.275	0-10	.000	16-19	.842	8-15	23-3.3	12-0	6	7	0	6	38-5.4
2017-18	33-33	1012-30.7	159-337	.472	41-111	.369	66-94	.702	55-146	201-6.1	56-1	38	33	33	27	425-12.9
2018-19	20-20	613-30.7	105-200	.525	25-71	.352	45-65	.692	30-77	107-5.4	41-2	22	31	18	21	280-14.0
<b>TOTAL</b>	<b>53-53</b>	<b>1625-30.7</b>	<b>264-537</b>	<b>.492</b>	<b>66-182</b>	<b>.363</b>	<b>111-159</b>	<b>.698</b>	<b>85-223</b>	<b>308-5.8</b>	<b>97-3</b>	<b>60</b>	<b>64</b>	<b>51</b>	<b>48</b>	<b>705-13.3</b>
All*	126-102	3480-27.6	488-1064	.459	121-371	.326	236-315	.749	170-467	637-5.1	223-3	155	161	90	87	1,333-10.6

\* Statistics from Georgetown



**#14- ISAAC COPELAND JR.**

6-9 | 225 | Forward  
Raleigh, N.C.

**CAREER HONORS**

- ▶ 2017-18 Honorable-Mention All-Big Ten (Coaches and Media)
- ▶ 2018 Hall of Fame Classic All-Tournament Team
- ▶ 2019 Senior CLASS Award Nominee
- ▶ 2018 University of Nebraska graduate

**NEBRASKA CAREER HIGHS**

Points:	30	vs North Dakota (11/19/17)
Rebounds:	12	vs. Penn State (2/25/18)
Field Goals:	12	vs North Dakota (11/19/17)
Field Goal Att.	20	vs. Stetson (12/29/17)
3-Point FG	4	vs. Iowa (1/27/18)
3-Point FG Att.	6	vs. Missouri State (11/19/18); at Rutgers (1/21/19)
Free Throws	9	vs. Texas Tech (11/20/18)
Free Throw Att.	14	vs. Texas Tech (11/20/18)
Assists	4	Three times, last vs. Missouri State (11/19/18)
Steals	3	vs. Western Illinois (11/24)
Blocks	4	vs. North Texas (11/13/17)
Minutes	39	vs. Seton Hall (11/14/18)

**CAREER RECAP**

Copeland spent two and a half seasons in the Husker basketball program after transferring from Georgetown in January of 2017. He made an immediate impact at Nebraska, he earned honorable-mention All-Big Ten honors in helping the Huskers to 22 wins, including 13 Big Ten victories. He averaged 12.9 points, 6.1 rebounds and 1.0 blocked shot per game in 2017-18, ranking second on the team in all three categories. He had a career-high 30 points against North Dakota and ranked double figures 23 times in 2017-18. Copeland was on his way to a strong senior season, 14.0 points on 53 percent shooting and 5.4 rebounds per game before suffering a career-ending knee injury on Jan. 26. At the time of his injury, Copeland had 16 double-figure contests in his first 19 games, including a trio of 20-point efforts. He finished his collegiate career with over 1,300 points, 600 rebounds and 100 blocked shots. He graduated from Nebraska in May of 2018 with a degree in sociology.





### #0 - JAMES PALMER JR.

6-6 | 207 | Guard  
Upper Marlboro, Md

#### CAREER HONORS

- ▶ Two-Time All-Big Ten (Coaches and Media)
- ▶ 2019 Wooden Award Midseason Watch List
- ▶ 2019 Big Ten All-Tournament Team
- ▶ Two-Time USBWA All-District
- ▶ 2019 University of Nebraska graduate



### #3 - ISAIAH ROBY

6-8 | 230 | Forward  
Dixon, Ill.

#### CAREER HONORS

- ▶ 2019 NBA Draft Pick
- ▶ 2019 Big Ten Sportsmanship Nominee
- ▶ Two-Time Tom Osborne Citizenship Team
- ▶ Nebraska Scholar-Athlete Honor Roll (Spring 2017)

#### NEBRASKA CAREER HIGHS

Points:	34	at Ohio State (1/22/18); vs. Rutgers (3/13/19)
Rebounds:	9	at Clemson (11/26/18); at Indiana (1/14/19)
Field Goals:	11	at Ohio State (1/22/18); at Michigan State (3/5/19)
Field Goal Att.	25	at TCU (3/24/19)
3-Point FG	6	vs. Creighton (12/8/18)
3-Point FG Att.	10	at Maryland (1/2/19); at Michigan State (3/5/19)
Free Throws	14	vs. Oklahoma State (12/16/18); vs. Rutgers (3/13/19)
Free Throw Att.	22	vs. Rutgers (3/13/19)
Assists	9	at Minnesota (2/6/18)
Steals	5	vs. Boston College (11/29/17); at Maryland (1/2/19)
Blocks	3	vs. Mississippi Valley State (11/6/18)
Minutes	40	Six times, last at TCU (3/24/19)

#### CAREER RECAP

Palmer spent the three years at Nebraska, finishing his Husker career ranked second on NU's scoring average chart with an average 18.5 points per game. He also ranked among NU's career leaders in both free throws made (378, sixth) and attempted (503, seventh). He was a two-time All-Big Ten and all-district honoree who helped NU to consecutive postseason appearances in 2018 and 2019. As a senior, he averaged 19.7 points, 4.2 rebounds and 3.0 assists per game to earn all-district and All-Big Ten honors. He was third in the Big Ten in scoring, setting single-season NU marks for points (708) and free throws made (215). He burst on the scene as a junior, averaging 17.2 points, 4.4 rebounds and 3.0 assists per game, ranking in the top five in scoring to garner first-team all-Big Ten honors. He graduated from Nebraska in August of 2019 and was an invitee to training camp with the Los Angeles Clippers.



#### PALMER'S CAREER STATS

Year	G-GS	MP-MPG	FG-FGA	Pct.	3FG-3FGA	Pct.	FT-FTA	Pct.	O-D	Tot.-Avg.	F-DQ	A	TO	B	S	TP-Avg.
2014-15*	38-5	504-13.3	52-126	.413	23-63	.365	15-23	.652	14-40	54-1.4	28-0	25	28	9	5	142-3.7
2015-16*	34-0	394-11.6	39-107	.364	13-47	.277	25-37	.676	11-28	39-1.1	19-0	25	16	5	14	116-3.4
2017-18	33-33	1024-31.0	181-408	.444	43-139	.309	163-221	.738	41-103	144-4.4	61-0	99	72	16	32	568-17.2
2018-19	36-36	1269-35.2	213-578	.369	67-214	.313	215-282	.762	39-111	150-4.2	78-2	107	77	14	52	708-19.7
<b>TOTAL</b>	<b>69-69</b>	<b>2293-33.2</b>	<b>394-986</b>	<b>.400</b>	<b>110-353</b>	<b>.312</b>	<b>378-503</b>	<b>.751</b>	<b>80-214</b>	<b>294-4.3</b>	<b>139-2</b>	<b>206</b>	<b>149</b>	<b>30</b>	<b>84</b>	<b>1,276-18.5</b>
<b>All*</b>	<b>141-74</b>	<b>3191-22.6</b>	<b>485-1219</b>	<b>.398</b>	<b>146-463</b>	<b>.315</b>	<b>418-563</b>	<b>.742</b>	<b>105-282</b>	<b>387-2.7</b>	<b>186-2</b>	<b>256</b>	<b>193</b>	<b>44</b>	<b>103</b>	<b>1,534-10.9</b>

\*-Statistics from Miami

#### ROBY'S CAREER STATS

Year	G-GS	MP-MPG	FG-FGA	Pct.	3FG-3FGA	Pct.	FT-FTA	Pct.	O-D	Tot.-Avg.	F-DQ	A	TO	B	S	TP-Avg.
2016-17	30-4	457-15.2	37-94	.394	4-20	.200	16-21	.762	36-52	88-2.9	58-1	22	36	25	16	94-3.1
2017-18	32-13	769-24.0	95-168	.565	17-42	.405	71-98	.724	53-147	200-6.3	103-4	53	48	63	20	278-8.7
2018-19	35-35	1093-31.2	148-326	.454	28-84	.333	90-133	.677	66-176	242-6.9	112-5	68	70	66	44	414-11.8
<b>TOTAL</b>	<b>97-52</b>	<b>2319-23.9</b>	<b>280-588</b>	<b>.476</b>	<b>49-146</b>	<b>.336</b>	<b>177-252</b>	<b>.702</b>	<b>155-375</b>	<b>530-5.5</b>	<b>273-10</b>	<b>143</b>	<b>154</b>	<b>154</b>	<b>80</b>	<b>786-8.1</b>

#### NEBRASKA CAREER HIGHS

Points:	28	vs. Butler (3/20/19)
Rebounds:	16	vs. Northwestern (2/16/19)
Field Goals:	9	vs. Iowa (3/10/19); vs. Butler (3/20/19)
Field Goal Att.	22	vs. Maryland (2/6/19)
3-Point FG	4	vs. Iowa (3/10/19)
3-Point FG Att.	8	vs. Northwestern (2/16/19)
Free Throws	9	vs. Cal State Fullerton (12/22/18); vs. Butler (3/20/19)
Free Throw Att.	16	vs. Cal State Fullerton (12/22/18)
Assists	5	at Michigan State (3/5/19)
Steals	4	vs. Illinois (1/15/18); vs. Oklahoma State (12/16/18)
Blocks	6	vs. Eastern Illinois (11/11/17)
Minutes	40	Three times, last vs. Butler (3/20/19)

#### CAREER RECAP

Roby was a mainstay in the Husker lineup for three years, totaling 786 points, 530 rebounds and 154 blocked shots before declaring for the 2019 NBA Draft. A second-round draft pick, he enjoyed a breakout 2018-19 campaign, establishing career highs in scoring (11.8 ppg) and rebounding (6.9 rpg) while adding 1.9 blocks per game. He finished among the Big Ten leaders in blocked shots (third) and steals (1.3, ninth) and was the only Big Ten player to rank in the top 10 in both blocks and steals. Roby tallied three double-doubles and posted a career-high 28 points in Nebraska's NIT win over Butler. Roby moved into the starting lineup midway through his sophomore season, as Nebraska set a school record with 13 conference wins on its way to a 22-11 mark. He averaged 8.7 points and a team-high 6.3 rebounds per game while ranking fourth in the Big Ten in blocked shots at 2.0 per game.





**#4 - JOHNNY TRUEBLOOD**

6-3 | 194 | Guard  
Omaha, Neb.

**CAREER HONORS**

- ▶ Two-time NABC Honors Court
- ▶ Two-time Academic All-Big Ten
- ▶ Two-Time Tom Osborne Citizenship Team
- ▶ 2019 University of Nebraska graduate

**NEBRASKA CAREER HIGHS**

Points:	8	at TCU (3/24/19)
Rebounds:	7	vs. Butler (3/20/19)
Field Goals:	3	vs. Butler (3/20/19); at TCU (3/24/19)
Field Goal Att.	6	vs. Butler (3/20/19); at TCU (3/24/19)
3-Point FG	1	Three times, last at TCU (3/24/19)
3-Point FG Att.	3	vs. Maryland (3/14/19)
Free Throws	2	vs. Southeastern Louisiana (11/22/15); at Michigan State (3/5/19)
Free Throw Att.	4	vs. Southeastern Louisiana (11/22/15)
Assists	6	vs. Butler (3/20/19)
Steals	4	vs. Rutgers (3/13/19)
Blocks	N/A	
Minutes	31	vs. Butler (3/20/19)

**CAREER RECAP**

Trueblood walked on to the Husker program and played an instrumental role in helping the Huskers return to postseason play in his final two years at NU. As a senior, he became the Huskers' sixth man during the Big 12 Tournament and NIT after a pair of season-ending injuries. Despite playing just 37 minutes in NU's first 30 games, Trueblood tallied at least 25 minutes in all six postseason games for the Big Red. He set then-career highs in points (six), rebounds (seven), assists (six) and minutes (31) in NU's 80-76 win over Butler before closing his career with a personal-best eight points and three assists in the second-round loss to TCU. Trueblood played 10 games as a freshman in 2015-16 before returning to the team in 2017-18. He was a three-year letterwinner and earned Academic All-Big Ten honors in each of the past two seasons. Trueblood graduated with a degree in business administration in 2019.



**TRUEBLOOD'S CAREER STATS**

Year	G-GS	MP-MPG	FG-FGA	Pct.	3FG-3FGA	Pct.	FT-FTA	Pct.	O-D	Tot.-Avg.	F-DQ	A	TO	B	S	TP-Avg.
2015-16	10-0	28-2.8	2-5	.400	1-1	1.000	3-6	.500	0-2	2-0.2	0-0	4	1	0	1	8-0.8
2017-18	7-0	11-1.6	0-2	.000	0-0	.000	1-4	.250	0-3	3-0.4	1-0	1	3	0	0	1-0.1
2018-19	17-0	201-11.8	15-34	.441	2-8	.250	5-13	.385	12-28	40-2.4	14-0	21	8	0	10	37-2.2
<b>TOTAL</b>	<b>34-0</b>	<b>240-7.1</b>	<b>17-41</b>	<b>.415</b>	<b>3-9</b>	<b>.333</b>	<b>9-23</b>	<b>.391</b>	<b>12-33</b>	<b>45-1.3</b>	<b>15</b>	<b>26</b>	<b>12</b>	<b>0</b>	<b>11</b>	<b>46-1.4</b>

**WATSON'S CAREER STATS**

Year	G-GS	MP-MPG	FG-FGA	Pct.	3FG-3FGA	Pct.	FT-FTA	Pct.	O-D	Tot.-Avg.	F-DQ	A	TO	B	S	TP-Avg.
2015-16	34-16	826-24.3	115-296	.389	20-75	.267	42-53	.792	8-55	63-1.9	73-1	83	35	3	40	292-8.6
2016-17	31-29	979-31.6	144-345	.417	48-121	.397	68-84	.810	16-77	93-3.0	91-3	81	48	4	50	404-13.0
2017-18	33-32	981-29.7	120-346	.347	34-117	.291	71-91	.780	24-86	110-3.3	78-1	106	48	7	47	345-10.5
2018-19	36-36	1240-34.4	178-430	.414	82-214	.383	53-67	.791	16-132	148-4.1	89-2	112	51	4	40	491-13.6
<b>TOTAL</b>	<b>134-113</b>	<b>4026-30.0</b>	<b>557-1417</b>	<b>.393</b>	<b>184-527</b>	<b>.349</b>	<b>234-295</b>	<b>.793</b>	<b>64-350</b>	<b>414-3.1</b>	<b>331-7</b>	<b>382</b>	<b>182</b>	<b>18</b>	<b>177</b>	<b>1,532-11.4</b>



**#5- GLYNN WATSON JR.**

6-0 | 180 | Guard  
Bellwood, Ill.

**CAREER HONORS**

- ▶ 2018-19 Jack Moore Award Winner
- ▶ Big Ten Freshman of the Week (2/15/16)
- ▶ Two-time Nebraska Scholar-Athlete Honor Roll
- ▶ Three-Time Tom Osborne Citizenship Team
- ▶ 2019 University of Nebraska graduate

**NEBRASKA CAREER HIGHS**

Points:	34	vs. Iowa (1/5/17)
Rebounds:	9	vs. Minnesota (12/5/17); vs. Western Illinois (11/24/19)
Field Goals:	11	vs. Iowa (1/5/17)
Field Goal Att.	21	vs. Wisconsin (3/15/19)
3-Point FG	7	vs. Iowa (1/5/17); vs. Iowa (3/10/19)
3-Point FG Att.	14	vs. Wisconsin (3/15/19)
Free Throws	9	vs. Minnesota (12/5/17)
Free Throw Att.	10	vs. Eastern Illinois (11/11/17); vs. Minnesota (12/5/17)
Assists	10	vs. Cal State Fullerton (12/22/18)
Steals	6	vs. Long Beach State (11/26/17)
Blocks	2	vs. Wisconsin (3/15/19)
Minutes	42	vs. Iowa (3/10/19)

**CAREER RECAP**

Watson wrapped up one of the most distinguished careers in school history in 2019. A four-year starter, he holds NU's school mark with 134 games played and closed his career on the top-10 of NU career lists in steals (177, fourth), assists (382, seventh) and 3-pointers (184, fourth) while also totaling 1,532 career points. As a senior, he started all 36 games in helping Nebraska reach the NIT for the second straight season, averaging a career-high 13.6 points per game along with 4.1 rebounds and 3.1 assists per game. He reached double figures 27 times in 2018-19, including five 20-point games. He started 32 games as a junior, helping the Huskers to 22 wins, including a school-record 13 Big Ten wins. As a sophomore, he ranked among the Big Ten leaders in scoring (13.2 ppg) and steals (1.4 apg) as he played in 31 games, including 29 starts. Off the court, he was a three-time member of the Tom Osborne Citizenship team and graduated in August of 2019. He will play in Greece in 2019-20.



# 2019-20 NEBRASKA BASKETBALL

## SEASON STATISTICS

### OVERALL RECORD: 19-17

##	Player	GP	GS	Min	Avg	TOTAL			3-PTS			REBOUNDS				PF	FO	A	TO	Blk	Stl	Pts	Avg				
						FG	FGA	Pct	3FG	FGA	Pct	FT	FTA	Pct	Off									Def	Tot	Avg	
00	Palmer Jr., James	36	36	1269	35.2	213	578	.369	67	214	.313	215	282	.762	39	111	150	4.2	78	2	107	77	14	52	708	19.7	
14	Copeland Jr., Isaac	20	20	613	30.7	105	200	.525	25	71	.352	45	65	.692	30	77	107	5.4	41	2	22	31	18	21	280	14.0	
05	Watson Jr., Glynn	36	36	1240	34.4	178	430	.414	82	214	.383	53	67	.791	16	132	148	4.1	89	2	112	51	4	40	491	13.6	
15	Roby, Isaiah	35	35	1093	31.2	148	326	.454	28	84	.333	90	133	.677	66	176	242	6.9	112	5	68	70	66	44	414	11.8	
12	Allen, Thomas	29	25	874	30.1	96	220	.436	36	99	.364	25	29	.862	10	71	81	2.8	29	0	59	29	6	38	253	8.7	
25	Akenten, Nana	28	2	359	12.8	44	121	.364	24	79	.304	8	17	.471	21	50	71	2.5	42	0	7	10	3	10	120	4.3	
20	Borchardt, Tanner	36	17	716	19.9	48	79	.608	0	0	.000	23	40	.575	89	78	167	4.6	95	3	16	16	10	17	119	3.3	
04	Trueblood, Johnny	17	0	201	11.8	15	34	.441	2	8	.250	5	13	.385	12	28	40	2.4	14	0	21	8	0	10	37	2.2	
01	Harris, Amir	23	2	268	11.7	23	40	.575	0	0	.000	4	14	.286	8	49	57	2.5	22	0	17	14	10	10	50	2.2	
34	Thorbjarnarson, Thorir	25	7	307	12.3	19	56	.339	4	23	.174	8	12	.667	10	43	53	2.1	25	0	29	13	5	14	50	2.0	
45	Heiman, Brady	30	0	256	8.5	25	42	.595	0	1	.000	5	17	.294	23	29	52	1.7	32	0	4	7	15	3	55	1.8	
33	Costello, Justin	10	0	29	2.9	2	7	.286	2	7	.286	3	5	.600	0	2	2	0.2	1	0	4	2	0	1	9	0.9	
Team																											
Total		36		7225		916	2133	.429	270	800	.338	484	694	.697	382	895	1277	35.5	581	14	466	344	151	260	2586	71.8	
Opponents		36		7226		875	2080	.421	237	714	.332	434	613	.708	413	945	1358	37.7	630	14	425	470	132	173	2421	67.2	

### BIG TEN RECORD: 6-14, 13TH PLACE

##	Player	GP	GS	Min	Avg	TOTAL			3-PTS			REBOUNDS				PF	FO	A	TO	Blk	Stl	Pts	Avg				
						FG	FGA	Pct	3FG	FGA	Pct	FT	FTA	Pct	Off									Def	Tot	Avg	
00	Palmer Jr., James	20	20	737	36.8	110	331	.332	33	115	.287	119	159	.748	25	64	89	4.5	52	1	68	45	4	32	372	18.6	
14	Copeland Jr., Isaac	9	9	277	30.8	49	97	.505	13	34	.382	13	19	.684	12	34	46	5.1	24	2	7	12	9	7	124	13.8	
05	Watson Jr., Glynn	20	20	699	35.0	94	236	.398	41	113	.363	26	33	.788	12	65	77	3.9	55	2	45	33	2	17	255	12.8	
15	Roby, Isaiah	20	20	660	33.0	92	206	.447	21	55	.382	41	67	.612	44	108	152	7.6	69	4	38	40	38	24	246	12.3	
12	Allen, Thomas	18	16	578	32.1	59	145	.407	21	63	.333	17	21	.810	10	46	56	3.1	23	0	34	22	4	20	156	8.7	
20	Borchardt, Tanner	20	11	432	21.6	27	46	.587	0	0	.000	14	23	.609	49	42	91	4.6	57	3	11	8	4	6	68	3.4	
25	Akenten, Nana	17	0	189	11.1	18	60	.300	6	35	.171	5	11	.455	13	23	36	2.1	27	0	3	2	1	5	47	2.8	
01	Harris, Amir	16	2	178	11.1	18	32	.563	0	0	.000	3	8	.375	5	30	35	2.2	18	0	9	9	7	7	39	2.4	
34	Thorbjarnarson, Thorir	12	2	118	9.8	8	23	.348	1	7	.143	1	4	.250	6	21	27	2.3	12	0	12	4	3	2	18	1.5	
04	Trueblood, Johnny	5	0	34	6.8	1	4	.250	0	1	.000	3	7	.429	2	8	10	2.0	1	0	4	2	0	2	5	1.0	
45	Heiman, Brady	17	0	118	6.9	7	14	.500	0	0	.000	1	4	.250	5	7	12	0.7	18	0	3	3	4	1	15	0.9	
33	Costello, Justin	3	0	5	1.7	0	0	.000	0	0	.000	1	3	.333	0	0	0	0.0	0	0	0	1	0	0	1	0.3	
Team																											
Total		20		4025		483	1194	.405	136	423	.322	244	359	.680	218	475	693	34.7	356	12	234	191	76	123	1346	67.3	
Opponents		20		4025		521	1168	.446	150	402	.373	270	383	.705	247	556	803	40.2	346	6	254	230	80	99	1462	73.1	

### FINAL BIG TEN STANDINGS

Team	Conference		Overall		Postseason
	W-L	Pct.	W-L	Pct.	
@-Michigan State	16-4	.800	32-7	.821	NCAA Final Four
!-Purdue	16-4	.800	26-10	.722	NCAA Elite 8
Michigan	15-5	.750	30-7	.811	NCAA Sweet 16
Wisconsin	14-6	.700	23-11	.676	NCAA First Round
Maryland	13-7	.650	23-11	.676	NCAA Second Round
Iowa	10-10	.500	23-12	.657	NCAA Second Round
Minnesota	9-11	.450	22-14	.611	NCAA Second Round
Ohio State	8-12	.400	20-15	.571	NCAA Second Round
Indiana	8-12	.400	19-16	.543	NIT Quarterfinals
Rutgers	7-13	.350	14-17	.452	
Penn State	7-13	.350	14-18	.438	
Illinois	7-13	.350	12-21	.364	
Nebraska	6-14	.300	19-17	.528	NIT Second Round
Northwestern	4-16	.200	13-19	.406	

!-Regular-season champion; @-Tournament champion

### 2018-19 NEBRASKA RECORD BY LINEUP

No.	Starting Lineup	Record
1.	Allen, Copeland Jr., Palmer Jr., Roby, Watson Jr.	10-7
2.	Akenten, Copeland Jr., Palmer Jr., Roby, Watson Jr.	2-0
3.	Allen, Borchardt, Copeland Jr., Palmer Jr., Watson Jr.	1-0
4.	Allen, Borchardt, Palmer Jr., Roby, Watson Jr.	2-5
5.	Borchardt, Palmer Jr., Roby, Thorbjarnarson, Watson Jr.	3-4
6.	Borchardt, Harris, Palmer Jr., Roby, Watson Jr.	1-1

### ALL-BIG TEN TEAM (COACHES)

**First Team**  
 Bruno Fernando, Maryland  
 Cassius Winston, Michigan State  
 Lamar Stevens, Penn State  
 Carson Edwards, Purdue  
 Ethan Happ, Wisconsin

**Second Team**  
 Romeo Langford, Indiana  
 Anthony Cowan Jr., Maryland  
 Ignas Brazdeikis, Michigan  
 Zavier Simpson, Michigan  
 Jordan Murphy, Minnesota

**Third Team**  
 Jordan Bohannon, Iowa  
 Tyler Cook, Iowa  
 Nick Ward, Michigan State  
 Amir Coffey, Minnesota  
 James Palmer Jr., Nebraska

**Honorable Mention**  
 Ayo Dosunmu, Illinois; Juwan Morgan, Indiana;  
 Jordan Poole, Michigan; Jon Teske, Michigan; Kenny  
 Goins, Michigan State; Matt McQuaid, Michigan  
 State; Dererk Pardon, Northwestern; Kaleb Wesson,  
 Ohio State; Ryan Cline, Purdue; Geo Baker, Rutgers

### CONFERENCE HONORS

**Coach of the Year:** Matt Painter, Purdue  
**Player of the Year:** Cassius Winston, Michigan State  
**Defensive Player of the Year:** Josh Reaves, Penn State  
**Freshman of the Year:** Ignas Brazdeikis, Michigan  
**Sixth Man of the Year:** Xavier Tillman, Michigan State

### ALL-BIG TEN TEAM (MEDIA)

**First Team**  
 Bruno Fernando, Maryland  
 Cassius Winston, Michigan State  
 Jordan Murphy, Minnesota  
 Carson Edwards, Purdue  
 Ethan Happ, Wisconsin

**Second Team**  
 Tyler Cook, Iowa  
 Anthony Cowan Jr., Maryland  
 Ignas Brazdeikis, Michigan  
 Zavier Simpson, Michigan  
 Lamar Stevens, Penn State

**Third Team**  
 Romeo Langford, Indiana  
 Juwan Morgan, Indiana  
 Nick Ward, Michigan State  
 Amir Coffey, Minnesota  
 James Palmer Jr., Nebraska

**Honorable Mention:**  
 Ayo Dosunmu, Illinois; Trent Frazier, Illinois;  
 Jordan Bohannon, Iowa; Luka Garza, Iowa; Charles  
 Matthews, Michigan; Jordan Poole, Michigan; Jon  
 Teske, Michigan; Kenny Goins, Michigan State; Matt  
 McQuaid, Michigan State; Vic Law, Northwestern;  
 Dererk Pardon, Northwestern; Kaleb Wesson, Ohio  
 State; Josh Reaves, Penn State; Ryan Cline, Purdue;  
 Matt Haarms, Purdue; Geo Baker, Rutgers; Eugene  
 Omoruyi, Rutgers; D'Mitrik Trice, Wisconsin

### CONFERENCE HONORS

**Coach of the Year:** Matt Painter, Purdue  
**Player of the Year:** Cassius Winston, Michigan State  
**Freshman of the Year:** Ignas Brazdeikis, Michigan





**GAME-BY-GAME REVIEW**

									-----Nebraska Individual Leaders-----			
Date	Opponent	Result	Record (BIG)	Attendance	Points	Rebounds	Assists	Steals				
11/6	Mississippi Valley State @	W, 106-37	1-0 (0-0)	15,307	19-Watson Jr.	13-Heiman	5-Palmer Jr.	2-Allen/Roby				
11/11	Southeastern Louisiana @	W, 87-35	2-0 (0-0)	15,462	17-Palmer Jr.	7-Roby	5-Allen	4-Palmer Jr.				
11/14	Seton Hall	W, 80-57	3-0 (0-0)	15,713	29-Palmer Jr.	10-Copeland Jr.	8-Watson Jr.	2-Copeland Jr./Heiman				
11/19	vs. Missouri State &	W, 85-62	4-0 (0-0)	6,082	23-Copeland Jr.	7-Roby, Copeland Jr.	4-Copeland Jr., Palmer Jr., Watson Jr.	5-Allen				
11/20	vs. Texas Tech &	L, 52-70	5-1 (0-0)	6,521	20-Copeland Jr.	8-Copeland Jr.	3-Watson Jr.	2-Copeland Jr./Roby				
11/24	Western Illinois	W, 73-49	5-1 (0-0)	15,800	20-Watson Jr.	9-Watson Jr.	3-Watson Jr.	3-Watson Jr./Copeland				
11/26	at Clemson	W, 68-66	6-1 (0-0)	6,974	20-Palmer Jr.	9-Palmer Jr.	3-Copeland Jr., Allen	1-Five players				
12/2	Illinois *	W, 75-60	7-1 (1-0)	15,764	23-Palmer Jr.	6-Roby, Watson Jr.	4-Palmer Jr.	3-Roby				
12/5	at Minnesota *	L, 78-85	7-2 (1-1)	9,624	17-Copeland	7-Copeland	4-Palmer Jr., Watson Jr.	2-Roby, Palmer Jr., Allen				
12/8	Creighton	W, 94-75	8-2 (1-1)	15,950	30-Palmer Jr.	8-Roby	5-Watson Jr.	3-Watson Jr./Akenten				
12/16	vs. Oklahoma State	W, 79-56	9-2 (1-1)	3,800	29-Palmer Jr.	7-Roby	5-Palmer Jr.	4-Roby				
12/22	Cal State Fullerton	W, 86-62	10-2 (1-1)	15,088	23-Palmer Jr.	8-Roby	10-Watson Jr.	2-Palmer Jr./Watson Jr.				
12/28	Southwest Minnesota St.	W, 79-38	11-2 (1-1)	15,057	16-Palmer Jr./Watson Jr.	9-Borchardt	5-Palmer Jr.	4-Watson Jr.				
1/2	at Maryland *	L, 72-74	11-3 (1-2)	11,251	26-Palmer Jr.	7-Roby/Palmer Jr.	4-Watson Jr./Palmer Jr.	5-Palmer Jr.				
1/6	at No. 25 Iowa	L, 84-93	11-4 (1-3)	11,782	24-Copeland Jr.	9-Roby	5-Watson Jr.	3-Palmer Jr.				
1/10	Penn State	W, 70-64	12-4 (2-3)	15,753	22-Roby	11-Roby	4-Palmer Jr.	2-Roby, Allen, Palmer Jr.				
1/14	at No. 25 Indiana	W, 66-51	13-4 (3-3)	17,222	15-Watson Jr.	9-Palmer Jr.	7-Palmer Jr.	3-Allen				
1/17	No. 6 Michigan State	L, 64-70	13-5 (3-4)	15,923	24-Palmer Jr.	8-Palmer Jr.	3-Palmer Jr.	3-Watson Jr.				
1/21	at Rutgers	L, 69-76	13-6 (3-5)	5,022	22-Palmer Jr.	8-Copeland Jr./Roby	4-Watson Jr./Palmer Jr.	3-Roby				
1/26	Ohio State	L, 60-70	13-7 (3-6)	15,890	19-Palmer Jr.	9-Roby	4-Palmer Jr.	3-Allen				
1/29	No. 24 Wisconsin	L, 51-62	13-8 (3-7)	15,739	18-Roby	10-Thorbjarnarson	3-Roby	1-Four players				
2/2	at Illinois	L, 64-71	13-9 (3-8)	13,588	22-Palmer Jr.	18-Borchardt	3-Roby/Allen/Thorbjarnarson	1-Borchardt/Palmer/Akenten				
2/6	No. 24 Maryland	L, 45-60	13-10 (3-9)	15,552	20-Roby	14-Roby	3-Palmer Jr.	2-Roby/Palmer Jr.				
2/9	at No. 15 Purdue	L, 62-81	13-11 (3-10)	14,804	18-Allen	5-3 Players	4-Roby	2-Roby				
2/13	Minnesota	W, 62-61	14-11 (4-10)	15,642	24-Palmer Jr.	9-Allen	3-Roby/Allen	1-Palmer Jr., Allen, Harris				
2/16	Northwestern	W, 59-50	15-11 (5-10)	15,927	19-Roby	16-Roby	6-Palmer Jr.	2-Roby, Watson Jr.				
2/19	at Penn State	L, 71-95	15-12 (5-11)	8,049	24-Palmer Jr.	7-Palmer Jr.	5-Allen	2-Watson Jr.				
2/23	No. 15 Purdue	L, 72-75	15-13 (5-12)	15,652	25-Watson Jr.	7-Borchardt	8-Palmer Jr.	2-Roby				
2/28	at No. 9 Michigan	L, 53-82	15-14 (5-13)	12,707	11-Akenten	5-Roby/Borchardt	2-Watson Jr.	3-Palmer Jr.				
3/5	at No. 9 Michigan State	L, 76-91	15-15 (5-14)	14,797	30-Palmer Jr.	9-Roby	5-Roby	3-Palmer Jr.				
3/10	Iowa	W, 93-91 (OT)	16-15 (6-14)	15,821	27-Palmer Jr.	10-Harris	6-Palmer Jr.	3-Palmer Jr.				
3/13	vs. Rutgers \$	W, 68-61	17-15 (6-14)	16,473	34-Palmer Jr.	6-Roby	5-Watson Jr.	4-Trueblood				
3/14	vs. No. 21 Maryland \$	W, 69-61	18-15 (6-14)	16,207	24-Palmer Jr.	9-Borchardt	3-Roby/Palmer Jr./Watson Jr.	5-Thorbjarnarson				
3/15	vs. No. 19 Wisconsin	L, 62-66	18-16 (6-14)	17,369	23-Watson Jr.	6-Roby	3-Watson Jr.	4-Palmer Jr.				
3/20	Butler %	W, 80-76	19-16 (6-14)	10,103	28-Roby	8-Roby	5-Trueblood	3-Thorbjarnarson				
3/24	at TCU %	L, 72-88	19-17 (6-14)	3,445	19-Palmer Jr.	13-Borchardt	6-Watson	2-Thorbjarnarson				

\*-- Big Ten game; @--Hall of Fame Classic (Lincoln, Neb.); &--Hall of Fame Classic (Kansas City, Mo.); \$--Big Ten Tournament (Chicago); %-NIT

**MISCELLANEOUS REVIEW**

Nebraska Record When:	All	Home	Away/Neutral
Ahead at Halftime	16-3	12-0	4-3
Behind at Halftime	2-14	2-5	0-9
Tied at Halftime	1-0	0-0	1-0
Bench Outscores Opponent's	7-3	5-0	2-3
Opponent Bench Outscores NU	12-14	8-5	4-9
Bench scoring is even	0-0	0-0	0-0
Shooting 50% or Better	7-0	6-0	1-0
Shooting Under 50%	12-17	7-5	5-12
Opp. Shoots 50% or Better	0-6	0-0	0-6
Opp. Shoots Under 50%	19-11	13-5	6-6
Outshooting Opponent (pct.)	16-3	12-1	4-2
Outshot by Opponent (pct.)	3-14	1-4	2-10
Shooting is even	0-0	0-0	0-0
Outrebounding Opponent	9-3	8-1	1-1
Outrebounded by Opponent	8-14	4-4	4-10
Rebounds are Even	2-0	1-0	1-0
Committing More TOs than Opp	2-3	2-1	0-2
Committing Fewer TOs than Opp	16-12	10-4	6-8
Turnovers are Even	1-2	1-0	0-2
Leading with 5:00 left	17-1	12-0	5-1
Trailing with 5:00 left	2-16	1-5	1-11
Tied with 5:00 left	0-0	0-0	0-0
In Overtime	1-0	1-0	0-0
Scoring 80 or more points	8-1	7-0	1-1
Scoring 61 to 79 points	10-11	5-2	5-9
Scoring 60 or fewer points	1-5	1-3	0-2
Allowing 80 or more points	1-7	1-0	0-7
Allowing 61 to 79 points	9-9	5-4	4-5
Allowing 60 or fewer points	9-1	7-1	2-0

**HOME/AWAY/NEUTRAL STATISTICS**

Field-Goal Percentage by Site:		
NU	H (PBA) -- 463-1071= 43.2	A -- 474-1062= 42.7
OPP	A -- 474-1005= 47.2	H (PBA) -- 401-1075= 37.3

Free Throw Percentage by Site:		
NU	H (PBA) -- 267-370 = 72.2	A -- 217-324= 67.0
OPP	A -- 258-346 = 74.6	H (PBA) -- 176-267= 65.9

NU Average at home: 74.2 ppg (1336)  
 Opp. Average at home: 60.7 ppg (1092)  
 NU Average on Road/Neutral: 69.4 ppg (1250)  
 Opp. Average on Road/Neutral: 73.8 ppg (1329)

**ATTENDANCE**

Location	G	W-L	Total	Avg.	High
Home	18	13-5	276,143	15,341	15,950
Big Ten	10	5-5	157,663	15,766	15,927
Away	12	2-10	129,265	10,772	17,222
Big Ten	10	1-9	118,846	11,885	17,222
Neutral	6	4-2	66,452	11,075	17,369
	<b>36</b>	<b>19-17</b>	<b>471,860</b>	<b>13,107</b>	<b>17,369</b>

2018-19 REVIEW

# N 2019-20 NEBRASKA BASKETBALL

## GAME-BY-GAME TOTALS

Team	FG-FGA	Pct.	3FG-3FGA	Pct.	FT-FTA	Pct.	O-D	Reb.	PF	A	TO	B	S	Pts.	W/L
Mississippi Valley State	13-68	.191	1-15	.167	10-16	.625	17-22	39	21	3	19	1	6	37	
at Nebraska	38-69	.563	15-37	.405	15-24	.625	14-41	55	15	23	11	8	10	106	W
Southwestern Louisiana	15-56	.268	3-17	.176	2-4	.500	9-21	30	18	8	25	2	9	35	
at Nebraska	31-65	.564	8-25	.320	17-22	.773	6-33	39	14	21	15	8	14	87	W
Seton Hall	21-59	.356	2-16	.125	13-20	.650	12-26	38	20	3	14	3	1	57	
at Nebraska	26-63	.413	8-23	.348	20-27	.741	15-29	44	16	15	8	6	7	80	W
vs. Missouri State	24-59	.407	7-24	.292	7-9	.778	11-27	38	14	8	18	1	4	62	
Nebraska	31-61	.508	13-33	.394	10-16	.625	8-26	34	11	21	10	6	9	85	W
vs. Texas Tech	25-57	.439	4-12	.333	16-20	.800	11-27	38	18	10	11	4	3	70	
Nebraska	17-48	.354	5-23	.217	13-21	.619	7-22	29	17	6	14	3	6	52	L
Western Illinois	19-62	.306	7-23	.304	4-5	.800	8-25	33	17	7	14	4	8	49	
at Nebraska	29-63	.460	4-20	.200	11-19	.579	11-36	47	9	12	9	7	8	73	W
at Clemson	26-53	.491	4-12	.333	10-12	.833	10-20	30	14	15	11	3	3	66	
Nebraska	26-55	.473	7-22	.318	9-11	.818	10-19	29	13	10	10	3	5	68	W
Illinois	23-57	.404	6-15	.400	8-13	.114	12-18	30	23	10	15	1	5	60	
at Nebraska	22-46	.478	6-14	.429	25-30	.833	9-26	35	16	13	16	3	8	75	W
at Minnesota	29-56	.518	3-8	.375	24-32	.750	15-22	37	15	15	a13	5	4	85	
No. 24 Nebraska	28-61	.459	7-21	.333	15-19	.789	13-16	29	22	13	10	8	5	78	L
Creighton	26-60	.433	11-27	.407	12-21	.571	13-18	31	16	10	12	1	7	75	
at No. 24 Nebraska	32-60	.533	14-27	.519	16-20	.800	11-24	35	16	15	10	5	9	94	W
vs. Oklahoma State	23-56	.411	2-15	.133	8-15	.533	13-21	34	19	9	19	4	6	56	
Nebraska	23-53	.472	8-18	.444	21-23	.913	7-21	28	13	13	12	5	10	79	W
Cal State Fullerton	25-66	.379	4-19	.211	8-16	.500	15-34	39	24	8	16	4	4	62	
at No. 25 Nebraska	26-59	.441	10-22	.455	24-38	.632	8-30	38	11	18	7	4	6	86	W
Southwest Minn. State	16-53	.302	3-21	.143	3-5	.600	6-24	30	14	6	15	5	4	38	
at Nebraska	29-66	.439	11-24	.458	10-11	.909	14-33	47	10	15	6	1	12	79	W
at Maryland	28-60	.467	8-17	.471	10-14	.714	14-24	38	17	11	13	4	4	74	
No. 24 Nebraska	24-51	.471	9-22	.409	15-23	.652	7-21	28	17	11	10	4	7	72	L
at No. 25 Iowa	27-59	.458	10-22	.455	29-32	.906	12-28	40	22	16	13	6	6	93	
No. 24 Nebraska	30-65	.462	4-23	.167	20-26	.769	9-22	31	25	17	8	3	8	84	L
Penn State	25-69	.362	7-24	.292	7-12	.583	21-25	46	15	11	8	4	3	64	
at Nebraska	27-55	.491	9-23	.391	7-11	.636	6-26	32	13	13	8	8	7	70	W
at No. 25 Indiana	19-52	.365	2-14	.143	11-19	.579	9-22	31	12	7	13	6	3	51	
Nebraska	27-60	.450	8-24	.333	4-6	.667	11-29	40	18	13	12	3	7	66	W
No. 6 Michigan State	24-55	.436	6-20	.300	16-18	.889	10-32	42	19	13	15	4	5	70	
at Nebraska	22-67	.328	5-26	.192	15-19	.789	16-22	38	19	11	9	2	9	64	L
at Rutgers	27-61	.443	5-13	.385	17-26	.654	14-30	44	19	10	15	5	8	76	
Nebraska	25-60	.417	9-22	.409	10-18	.556	9-25	34	24	12	12	4	11	69	L
Ohio State	24-58	.414	9-27	.333	13-18	.722	14-31	45	14	8	13	1	8	70	
at Nebraska	21-58	.362	8-22	.364	10-12	.833	7-24	31	16	10	11	1	5	60	L
No. 24 Wisconsin	24-55	.436	9-23	.391	5-11	.455	8-29	37	19	12	7	2	4	62	
at Nebraska	17-60	.283	4-20	.200	13-20	.650	18-27	45	16	7	9	2	4	51	L
at Illinois	27-56	.482	8-20	.400	9-23	.391	8-28	36	23	12	10	3	4	71	
Nebraska	25-70	.357	3-23	.130	11-21	.524	21-29	50	22	13	10	2	3	64	L
No. 24 Maryland	22-58	.379	7-20	.350	9-18	.500	12-41	53	19	10	10	5	2	60	
at Nebraska	12-57	.231	4-17	.194	17-26	.654	11-31	42	17	5	5	5	5	45	L
at No. 15 Purdue	27-53	.509	8-20	.400	19-21	.905	12-27	39	17	12	8	7	8	81	
Nebraska	21-55	.382	10-24	.417	10-13	.769	8-16	24	17	13	8	4	2	62	L
Minnesota	25-54	.463	6-14	.429	5-8	.625	10-21	31	14	12	10	4	4	61	
at Nebraska	24-48	.500	5-14	.357	9-13	.692	5-22	27	14	11	11	4	3	62	W
Northwestern	20-58	.345	5-25	.200	5-8	.625	11-31	42	14	8	15	5	4	50	
at Nebraska	21-64	.328	6-22	.273	11-14	.786	14-27	41	9	13	8	7	8	59	W
at Penn State	35-63	.556	11-22	.500	14-16	.875	13-23	36	17	17	7	3	8	95	
Nebraska	28-59	.475	6-18	.333	9-18	.500	12-17	29	17	10	11	2	5	71	L
No. 15 Purdue	23-61	.377	6-26	.231	23-26	.885	19-29	48	19	11	9	5	2	75	
at Nebraska	25-61	.410	8-23	.348	14-17	.824	9-21	30	21	14	5	5	3	72	L
at No. 9 Michigan	30-54	.556	12-22	.545	10-19	.526	8-35	43	10	19	13	4	3	82	
Nebraska	23-67	.343	2-12	.167	5-9	.556	10-21	31	12	6	7	3	8	53	L
at No. 9 Michigan State	32-60	.533	12-24	.500	15-17	.882	11-30	41	17	22	10	4	3	91	
Nebraska	26-62	.419	10-27	.370	14-24	.583	13-19	32	17	11	9	2	5	76	L
Iowa	30-69	.435	10-26	.385	21-32	.656	14-30	44	21	18	13	2	5	91	
at Nebraska	35-68	.515	13-26	.500	10-20	.500	10-34	44	25	18	12	7	7	93	W
vs. Rutgers	24-49	.490	4-16	.250	9-11	.818	8-28	36	25	18	22	4	6	61	
Nebraska	21-52	.404	3-15	.200	23-32	.719	6-17	23	13	9	9	4	12	68	W
No. 21 Maryland	18-50	.436	6-20	.300	19-23	.826	7-26	33	18	13	11	5	4	61	
at Nebraska	24-55	.436	8-22	.364	13-19	.684	8-25	33	21	12	8	4	8	69	W
No. 19 Wisconsin	24-50	.480	7-19	.368	11-12	.917	9-27	36	12	17	17	5	3	66	
at Nebraska	24-63	.381	8-28	.286	6-8	.750	14-16	30	15	7	10	7	5	62	L
Butler	26-57	.456	12-18	.429	12-16	.750	8-18	26	23	16	8	1	5	76	
at Nebraska	26-52	.500	5-16	.313	23-27	.852	11-25	36	14	18	8	2	6	80	W
at TCU	29-57	.509	10-28	.357	20-25	.800	9-25	34	14	20	9	5	1	80	
Nebraska	28-65	.431	7-22	.318	9-17	.529	14-23	37	19	17	7	2	5	72	L



**2018-19 INDIVIDUAL SUPERLATIVES**

**Nebraska Individual Game Highs**

Points	34	James Palmer Jr. vs. Rutgers (3/13/19)
Field Goals Made	11	James Palmer Jr. at Michigan St. (3/5/19)
Field Goal Att.	25	James Palmer Jr. at TCU (3/24/19)
FG Pct (min 5 made)	1.000 (6-6)	Tanner Borchardt at TCU (3/24/19)
3-Point FG Made	7	Glynn Watson Jr. vs. Iowa (3/10/19)
3-Point FG Att.	14	Glynn Watson Jr. vs. Wisconsin (3/15/19)
3-Pt FG Pct (min 3 made)	1.000 (4-4)	Isaiah Roby vs. Iowa (3/10/19)
Free Throws Made	14	James Palmer Jr. vs. Oklahoma State (12/16/18)
Free Throw Att.	22	James Palmer Jr. vs. Rutgers (3/13/19)
FT Pct (min 3 made)	1.000 (11-11)	James Palmer Jr. vs. Michigan St. (1/17/19)
	1.000 (10-10)	James Palmer Jr. vs. Purdue (2/23/19)
Rebounds	18	Tanner Borchardt at Illinois (2/2/19)
Assists	10	Glynn Watson Jr. vs. Cal St. Fullerton (12/22/18)
Steals	5	Three Times
Blocked Shots	5	Isaiah Roby vs. Northwestern (2/16/19)
	5	Isaiah Roby vs. Maryland (2/6/19)
Turnovers	5	Seven Times
Minutes	42	Glynn Watson Jr. vs. Iowa (3/10/19)

**Opponent Individual Game Highs**

Points	32	Amir Coffey at Minnesota (12/5/18)
Field Goals Made	11	Lamar Stevens at Penn St. (2/19/19)
Field Goal Att.	23	Dante Scott vs. Mississippi Valley State (11/6/18)
FG Pct (min 5 made)	.875 (7-8)	Kipper Nichols at Illinois (2/2/19)
	.875 (7-8)	Elijah Thomas at Clemson (11/26/18)
3-Point FG Made	7	Mitch Ballock vs. Creighton (12/8/18)
3-Point FG Att.	10	Four Times
3-Pt FG Pct (min 3 made)	1.000 (3-3)	Jon Teske at Michigan (2/28/19)
Free Throws Made	14	Amir Coffey at Minnesota (12/5/18)
Free Throw Att.	17	Amir Coffey at Minnesota (12/5/18)
FT Pct (min 3 made)	1.000 (10-10)	Jordan Bohannon at Iowa (1/6/19)
Rebounds	19	Bruno Fernando vs. Maryland (2/6/19)
Assists	12	Aaron Thompson vs. Butler (3/20/19)
Steals	4	Three Times
Blocked Shots	6	Matt Haarms at Purdue (2/9/19); vs. Purdue (2/23/19)

**MISCELLANEOUS STREAKS**

Biggest margin of victory	69, Mississippi Valley State (11/6/18)
Biggest margin of defeat	29, at Michigan (2/28/19)
Largest deficit overcome in win	16, vs. Iowa (3/10/19)
Largest halftime deficit overcome in win	6, vs. Iowa (3/10/19)
Largest lead surrendered in loss	13, at Minnesota (12/5/18); at Rutgers (1/21/19)
Largest halftime lead surrendered in loss	5, at Minnesota (12/5/18); at Rutgers (1/21/19)
Largest lead at any time	72, Mississippi Valley State (11/6/18)
Largest deficit at any time	31, at Michigan (2/28/19)
Largest runs without opponent scoring	22 (16:07-7:48, 1st), Southeastern Louisiana (11/11/18)
Largest opponent run without NU scoring	15, at Rutgers (4:35-1:02, 1st, 1/20/19); at Maryland (11:04-3:50, 1st, 1/2/19)



**2018-19 NEBRASKA WIN/LOSS MARGIN**

Category	1	2	3	4	5	6	7	8	9	10	11	12	13	14	15	16	17	18	19	20	+20
Husker Wins	1	2	0	1	0	1	1	1	1	0	0	0	0	0	2	0	0	0	1	0	8
Husker Losses	0	1	1	1	0	1	3	0	0	1	1	0	0	0	2	1	0	1	1	1	2

**2018-19 TEAM SUPERLATIVES**

**Nebraska Team Game Highs**

Points	106	Mississippi Valley State (11/6/18)
Field Goals Made	38	Mississippi Valley State (11/6/18)
Field Goals Attempts	70	at Illinois (2/2/19)
Field Goal Percentage	.564 (31-55)	Southeastern Louisiana (11/11/18)
3-Point Field Goals Made	15	Mississippi Valley State (11/6/18)
3-Point Field Goal Attempts	37	Mississippi Valley State (11/6/18)
3-Point Field Goal Percentage	.519 (14-27)	Creighton (12/8/18)
Free Throw Made	25	vs Oklahoma State (12/16/18)
Free Throw Attempt	38	Cal State Fullerton (12/22/18)
Free Throw Percentage	.913 (21-23)	vs Oklahoma State (12/16/18)
Rebounds	55	Mississippi Valley State (11/6/18)
Assists	23	Mississippi Valley State (11/6/18)
Steals	14	Southeastern Louisiana (11/11/18)
Blocked Shots	8	Three Times
Turnovers	16	Illinois (12/2/18)
Fouls	25	Iowa (3/10/19); at Iowa (1/6/19)

**Nebraska Team Game Lows**

Points	45	Maryland (2/6/19)
Field Goals Made	12	Maryland (2/6/19)
Field Goal Attempts	46	Illinois (12/2/18)
Field Goal Percentage	.211 (12-57)	Maryland (2/6/19)
3-Point Field Goals Made	2	at Michigan (2/28/19)
3-Point Field Goal Attempts	12	at Michigan (2/28/19)
3-Point Field Goal Percentage	.130 (3-23)	at Illinois (2/2/19)
Free Throw Made	4	at Indiana (1/14/19)
Free Throw Attempts	6	at Indiana (1/14/19)
Free Throw Percentage	.500 (9-18)	at Penn State (2/19/19); Iowa (3/10/19)
Rebounds	23	vs. Rutgers (3/13/19)
Assists	5	Maryland (2/6/19)
Steals	2	at Purdue (2/9/19)
Blocked Shots	1	SW Minn. St. (12/29/18); Ohio State (1/26/19)
Turnovers	5	Maryland (2/6/19); Purdue (2/23/19)
Fouls	9	W. Illinois (11/24/18); Northwestern (2/16/19)

**Opponent Team Game Highs**

Points	95	at Penn State (2/19/19)
Field Goals Made	35	at Penn State (2/19/19)
Field Goal Attempts	69	Iowa (3/10/19); at Penn State (2/19/19)
Field Goal Percentage	.556 (35-63)	at Penn State (2/19/19)
	.556 (30-54)	at Michigan (2/28/19)
3-Point Field Goals Made	12	Three times
3-Point Field Goal Attempts	28	at TCU (03/24/19); Butler (3/20/19)
3-Point Field Goal Percentage	.545 (12-22)	at Michigan (2/28/19)
Free Throw Made	29	at Iowa (1/6/19)
Free Throw Attempts	32	Three times
Free Throw Percentage	.917 (11-12)	vs. Wisconsin (3/15/19)
Rebounds	53	Maryland (2/6/19)
Assists	22	at Michigan State (3/5/19)
Steals	9	Southeastern Louisiana (11/11/18); at Indiana (1/14/19)
Blocked Shots	7	at Purdue (2/9/19)
Turnovers	25	Southeastern Louisiana (11/11/18)
Fouls	25	vs. Rutgers (3/13/19)

**Opponent Team Game Lows**

Points	35	Southeastern Louisiana (11/11/18)
Field Goals Made	13	Mississippi Valley State (11/6/18)
Field Goal Attempts	49	vs. Rutgers (3/13/19)
Field Goal Percentage	.191 (13-68)	Mississippi Valley State (11/6/18)
3-Point Field Goals Made	1	Mississippi Valley State (11/6/18)
3-Point Field Goal Attempts	8	at Minnesota (12/5/18)
3-Point Field Goal Percentage	.067 (1-15)	Mississippi Valley State (11/6/18)
Free Throw Made	2	Southeastern Louisiana (11/11/18)
Free Throw Attempts	4	Southeastern Louisiana (11/11/18)
Free Throw Percentage	.391 (9-23)	at Illinois (2/2/19)
Rebounds	26	Butler (3/20/19)
Assists	3	Mississippi Valley State (11/6/18); Seton Hall (11/14/18)
Steals	1	Seton Hall (11/14/18); at TCU (3/24/19)
Blocked Shots	1	Six Times
Turnovers	7	Wisconsin (1/29/19); at Penn State (2/19/19)
Fouls	10	at Michigan (2/28/19)

2018-19 REVIEW

# 2019-20 NEBRASKA BASKETBALL

## SEASON BOXSCORES

### GAME 1 NEBRASKA 106, MISSISSIPPI VALLEY STATE 37

11/06/18 7:00 pm at Lincoln, Neb. (Pinnacle Bank Arena)

Mississippi Val. 37 • 0-1

#	Player	Total			3-Ptr			Rebounds			PF	TP	A	TO	Blk	Stl	Min
		FG-FGA	FG-FGA	FT-FTA	FG-FGA	FG-FGA	FT-FTA	Off	Def	Tot							
11	Marcus Mitchell	f	3-7	1-3	0-0	0	4	4	3	7	0	1	0	1	1	25	
01	Dante Scott	g	4-23	0-3	2-5	6	4	10	2	10	1	2	0	0	0	32	
03	Jordan Evans	g	5-15	0-4	2-5	4	2	6	2	12	0	5	0	1	20		
05	Tereke Eckwood	g	0-4	0-0	4-4	0	3	3	1	4	0	3	0	0	18		
10	Ermanuel Ejeh	*	0-1	0-1	0-0	0	1	1	0	0	0	1	0	0	7		
00	Zachary Barnes		0-2	0-1	0-0	0	0	0	1	2	1	0	2	3	11		
02	Torico Simmons		0-3	0-0	2-2	1	3	4	3	2	0	0	0	0	19		
12	Lorenzo Hunt		0-1	0-0	0-0	0	2	2	1	0	0	0	0	0	8		
13	Marcus Roberts		0-5	0-0	0-0	0	0	0	0	0	0	0	0	0	11		
15	Michael Green		0-1	0-0	0-0	0	0	0	0	0	0	0	0	0	8		
20	Fritz Lucien		1-4	0-3	0-0	1	0	1	1	2	0	0	0	1	14		
21	Patrick Rucker		0-1	0-0	0-0	0	1	1	4	0	0	2	0	0	18		
	Team					4	1	5									
	Totals		13-68	1-15	10-16	17	22	39	21	37	3	19	1	6	199		

FG % 1st Half: 3-32 9.4% 2nd half: 10-36 27.8% Game: 13-68 19.1% Deadball Rebounds 3  
 3FG % 1st Half: 0-9 0.0% 2nd half: 1-6 16.7% Game: 1-15 6.7%  
 FT % 1st Half: 7-10 70.0% 2nd half: 3-6 50.0% Game: 10-16 62.5%

Nebraska 106 • 1-0

#	Player	Total			3-Ptr			Rebounds			PF	TP	A	TO	Blk	Stl	Min
		FG-FGA	FG-FGA	FT-FTA	FG-FGA	FG-FGA	FT-FTA	Off	Def	Tot							
14	Isaac Copeland Jr.	f	5-9	0-3	0-0	1	3	4	1	10	1	1	1	1	23		
16	Isaiah Roby	f	2-2	0-0	2-2	1	4	5	3	6	2	2	1	2	16		
00	James Palmer Jr.	g	4-8	1-5	8-11	1	2	3	2	17	5	1	3	1	20		
05	Glynn Watson Jr.	g	7-10	5-7	0-0	0	3	3	2	19	3	0	0	0	19		
12	Thomas Allen	g	2-6	2-5	0-0	0	5	5	0	6	4	1	0	2	22		
01	Amir Harris	g	3-3	0-0	0-2	1	4	5	1	6	2	0	1	1	18		
04	Johnny Trueblood	g	0-0	0-0	0-0	1	1	2	0	0	3	1	0	1	6		
20	Tanner Borchardt	g	1-1	0-0	1-1	2	4	5	3	3	0	1	0	1	13		
25	Nana Akenten	g	6-14	5-11	1-3	0	4	4	1	18	0	1	0	1	13		
33	Justin Costello	g	1-3	1-3	0-0	0	1	1	0	3	1	0	0	0	8		
34	Thor Thorbjarnarson	g	3-5	1-2	2-2	0	4	4	0	9	2	1	1	1	21		
45	Brady Heiman	g	4-8	0-1	1-3	6	7	13	2	9	0	1	1	0	21		
	Team					1	1	2									
	Totals		38-69	15-37	15-24	14	41	55	15	106	23	11	8	10	200		

FG % 1st Half: 18-32 56.3% 2nd half: 20-37 54.1% Game: 38-69 55.1% Deadball Rebounds 3  
 3FG % 1st Half: 7-19 36.8% 2nd half: 8-18 44.4% Game: 15-37 40.5%  
 FT % 1st Half: 12-18 66.7% 2nd half: 3-6 50.0% Game: 15-24 62.5%

Officials: Paul Szelc, Chris Beaver, Donnie Eppley  
 Technical fouls: Mississippi Val.-None, Nebraska-None.  
 Attendance: 15307  
 Actual Attend: 9,322

Score by periods	1st	2nd	Total
Mississippi Val.	13	24	37
Nebraska	55	51	106

Last FG - MSU 2nd-00:04, NEB 2nd-00:32.  
 Largest lead - MSU None, NEB by 72 2nd-04:50.  
 MSU led for 00:00, NEB led for 39:40. Game was tied for 00:20.

Score tied - 0 times.  
 Lead changed - 0 times.

### GAME 2 NEBRASKA 87, SOUTHEASTERN LOUISIANA 35

11/11/18 3:00 pm at Lincoln, Neb. (Pinnacle Bank Arena)

Southeastern Louisiana 35 • 1-2

#	Player	Total			3-Ptr			Rebounds			PF	TP	A	TO	Blk	Stl	Min
		FG-FGA	FG-FGA	FT-FTA	FG-FGA	FG-FGA	FT-FTA	Off	Def	Tot							
13	Moses Greenwood	f	4-9	0-1	0-0	1	4	5	3	8	0	3	0	2	30		
00	Marlain Veal	g	4-15	2-4	0-0	1	2	3	1	10	2	5	0	2	25		
05	Kajon Brown	g	0-2	0-0	0-0	0	0	0	2	0	1	2	0	1	13		
10	Von Julien	g	1-4	0-1	0-0	0	1	1	4	2	4	5	0	0	29		
24	Keith Charleston	g	1-6	0-1	0-0	2	3	5	1	2	0	4	0	2	28		
01	Jeremiah Saunders	g	0-3	0-0	0-0	0	2	2	1	0	0	1	0	1	10		
03	Parker Edwards	g	0-5	0-4	0-0	0	1	1	1	0	0	2	0	1	15		
04	D'Angelo West	g	1-2	1-2	0-0	0	0	0	1	3	0	1	0	0	6		
12	Matthew Strange	g	0-1	0-1	0-0	0	1	1	0	0	0	0	0	0	4		
20	Brandon Gonzalez	g	0-0	0-0	1-2	0	1	1	0	1	0	1	0	0	5		
22	Patrick Bossetta	g	0-0	0-0	0-0	0	0	0	0	0	0	0	0	0	1		
23	Quinton Thomas	g	1-4	0-3	0-0	1	4	5	0	2	1	0	0	0	16		
25	Tyron Brewer	g	3-5	0-0	1-2	1	1	2	4	7	0	1	2	0	20		
	Team					3	1	4									
	Totals		15-56	3-17	2-4	9	21	30	18	35	8	25	2	9	202		

FG % 1st Half: 7-28 25.0% 2nd half: 8-28 28.6% Game: 15-56 26.8% Deadball Rebounds 1  
 3FG % 1st Half: 2-10 20.0% 2nd half: 1-7 14.3% Game: 3-17 17.6%  
 FT % 1st Half: 0-0 0.0% 2nd half: 2-4 50.0% Game: 2-4 50.0%

Nebraska 87 • 2-0

#	Player	Total			3-Ptr			Rebounds			PF	TP	A	TO	Blk	Stl	Min
		FG-FGA	FG-FGA	FT-FTA	FG-FGA	FG-FGA	FT-FTA	Off	Def	Tot							
14	Copeland Jr., Isaac	f	4-6	1-3	2-2	1	2	3	0	11	1	3	1	1	23		
15	Roby, Isaiah	f	2-3	0-1	6-8	1	6	7	1	10	2	4	2	3	22		
00	Palmer Jr., James	g	5-10	0-4	7-8	0	3	3	0	17	4	1	4	2	25		
05	Watson Jr., Glynn	g	7-10	2-5	0-0	1	5	6	2	16	3	1	0	2	20		
12	Allen, Thomas	g	3-5	2-4	2-2	0	2	2	2	10	5	2	0	3	22		
01	Harris, Amir	g	2-2	0-0	0-2	0	4	4	1	4	2	1	1	0	21		
04	Trueblood, Johnny	g	0-3	0-0	0-0	1	0	1	0	0	0	0	0	0	8		
20	Borchardt, Tanner	g	0-1	0-0	0-0	0	2	2	4	0	0	0	1	0	12		
25	Akenten, Nana	g	3-4	3-4	0-0	0	1	1	1	9	1	0	0	1	15		
33	Costello, Justin	g	0-1	0-1	0-0	0	0	0	0	0	0	0	0	0	5		
34	Thorbjarnarson, Thor	g	0-3	0-3	0-0	0	1	1	0	1	2	0	0	0	10		
45	Heiman, Brady	g	5-7	0-0	0-0	1	4	5	2	10	0	1	2	0	17		
	Team					0	3	3									
	Totals		31-55	8-25	17-22	6	33	39	14	87	21	15	8	14	200		

FG % 1st Half: 18-29 62.1% 2nd half: 13-26 50.0% Game: 31-55 56.4% Deadball Rebounds 2  
 3FG % 1st Half: 2-12 16.7% 2nd half: 6-13 46.2% Game: 8-25 32.0%  
 FT % 1st Half: 14-16 87.5% 2nd half: 3-6 50.0% Game: 17-22 77.3%

Officials: Terry Oglesby, Larry Sciroto, Brian McNut  
 Technical fouls: Southeastern Louisiana-None, Nebraska-None.  
 Attendance: 15462  
 Actual Attend: 9827

Score by periods	1st	2nd	Total
Southeastern Louisiana	16	19	35
Nebraska	52	35	87

Last FG - SELA 2nd-01:39, NEB 2nd-01:17.  
 Largest lead - SELA by 3 1st-18:42, NEB by 53 2nd-05:12.  
 SELA led for 02:55, NEB led for 36:02. Game was tied for 01:03.

Score tied - 2 times.  
 Lead changed - 2 times.

### GAME 3 NEBRASKA 80, SETON HALL 57

11/14/18 6:30 pm at Lincoln, Neb. (Pinnacle Bank Arena)

Seton Hall 57 • 1-1

#	Player	Total			3-Ptr			Rebounds			PF	TP	A	TO	Blk	Stl	Min
		FG-FGA	FG-FGA	FT-FTA	FG-FGA	FG-FGA	FT-FTA	Off	Def	Tot							
01	Michael Nzei	f	5-6	0-0	3-5	3	6	9	1	13	0	0	0	0	27		
23	Sandro Mamukelashvil	f	4-9	0-1	0-4	3	9	12	2	8	0	1	2	1	35		
00	Quincy McKnight	g	0-1	0-0	1-2	0	1	1	5	1	1	2	0	0	20		
13	Myles Powell	g	7-21	1-9	9-9	1	2	3	2	24	0	1	0	0	38		
22	Myles Cale	g	1-7	0-1	0-0	0	0	0	2	2	0	2	0	0	28		
02	Anthony Nelson	g	3-6	0-0	0-0	0	2	2	1	6	2	2	0	0	21		
14	Jared Rhoden	g	1-4	1-3	0-0	2	0	2	1	3	0	0	0	0	10		
15	Taurean Thompson	g	0-3	0-2	0-0	0	2	2	4	0	0	3	0	0	5		
33	Shavar Reynolds	g	0-0	0-0	0-0	0	0	0	1	0	0	0	0	0	4		
35	Romaro Gill	g	0-2	0-0	0-0	1	3	4	1	0	0	2	1	0	12		
	Team					2	1	3									
	Totals		21-59	2-16	13-20												



**GAME 5 TEXAS TECH 70, NEBRASKA 52**

11/20/18 8:30 p.m. at Kansas City, Mo. (Sprint Center)

Texas Tech 70 • 5-0

#	Player	Total			3-Ptr			Rebounds			PF	TP	A	TO	Blk	Stl	Min
		FG	FGA	FT	FTA	FG	FGA	FT	FTA	Off							
11	Owens,Tariq	r	2-7	0-0	1-3	5	3	8	0	5	1	0	2	0	0	28	
32	Odiase,Norense	c	0-0	0-0	1-2	0	1	1	3	1	0	0	0	1	7		
13	Mooney,Matt	g	5-11	0-3	5-5	0	3	3	2	15	2	3	1	2	34		
23	Culver,Jarrett	g	9-18	3-4	5-6	0	6	6	3	26	2	0	1	0	35		
25	Moretz,Davide	g	2-4	0-2	4-4	0	1	1	3	8	2	1	0	0	32		
00	Edwards,Kyler	g	1-3	0-0	0-0	0	3	3	1	2	1	0	0	0	17		
01	Francis,Brandone	g	3-8	1-2	0-0	2	2	4	3	7	1	1	0	0	24		
03	Corprew,Deshawn	g	1-2	0-0	0-0	2	4	6	1	2	1	0	0	0	12		
10	Ondigo,Malik	g	2-4	0-1	0-0	1	1	2	2	4	0	1	0	0	7		
20	Hicks,Parker	g	0-0	0-0	0-0	0	0	0	0	0	0	0	0	0	1		
24	Benson,Avery	g	0-0	0-0	0-0	0	0	0	0	0	0	1	0	0	1		
30	Sorrells,Andrew	g	0-0	0-0	0-0	0	0	0	0	0	0	0	0	0	1		
35	Mballa,Josh	g	0-0	0-0	0-0	0	0	0	0	0	0	0	0	0	1		
Team						1	3	4		4							
Totals			25-57	4-12	16-20	11	27	38	18	70	10	11	4	3	200		

FG % 1st Half: 14-31 45.2% 2nd half: 11-26 42.3% Game: 25-57 43.9%  
3FG % 1st Half: 1-5 20.0% 2nd half: 3-7 42.9% Game: 4-12 33.3%  
FT % 1st Half: 3-4 75.0% 2nd half: 13-16 81.3% Game: 16-20 80.0%

Nebraska 52 • 4-1

#	Player	Total			3-Ptr			Rebounds			PF	TP	A	TO	Blk	Stl	Min
		FG	FGA	FT	FTA	FG	FGA	FT	FTA	Off							
14	Copeland Jr.,Isaac	r	5-9	1-3	9-14	2	6	8	1	20	2	3	0	2	38		
15	Roby,Isaiah	r	2-5	0-0	2-3	2	4	6	3	6	0	4	3	2	37		
00	Palmer Jr.,James	g	5-13	2-8	1-2	0	2	2	5	13	1	4	0	0	27		
05	Watson Jr.,Glynn	g	2-11	2-7	0-0	0	5	5	2	6	3	1	0	0	38		
12	Allen,Thomas	g	2-6	0-2	0-0	0	0	0	0	4	0	1	0	1	36		
01	Harris,Amir	g	0-0	0-0	0-0	0	0	0	0	0	0	1	0	1	9		
20	Borchardt,Tanner	g	0-0	0-0	1-2	1	1	2	2	1	0	0	0	0	5		
25	Akenten,Nana	g	1-4	0-3	0-0	0	2	2	3	2	0	0	0	0	10		
Team						2	2	4		1							
Totals			17-48	5-23	13-21	7	22	29	17	52	6	14	3	6	200		

FG % 1st Half: 9-24 37.5% 2nd half: 8-24 33.3% Game: 17-48 35.4%  
3FG % 1st Half: 3-12 25.0% 2nd half: 2-11 18.2% Game: 5-23 21.7%  
FT % 1st Half: 5-8 62.5% 2nd half: 8-13 61.5% Game: 13-21 61.9%

Officials: Doug Simons, Brian O'Connell, Bret Smith  
Technical fouls: Texas Tech-None. Nebraska-TEAM.  
Attendance: 6521  
Championship game of the Hall of Fame Classic.  
All tournament team: Bennie Boatwright (USC), Keandre Cook (MSU), Matt Mooney (TTU), Isaac Copeland (UN), Jarrett Culver (TTU) MVP.

Score by periods	1st	2nd	Total
Texas Tech	32	38	70
Nebraska	26	26	52

Last FG - TTU 2nd-01:31, NEB 2nd-02:39.  
Largest lead - TTU by 19 2nd-00:55, NEB by 9 1st-15:47.  
TTU led for 25:29, NEB led for 10:53. Game was tied for 03:38.

**GAME 6 NEBRASKA 73, WESTERN ILLINOIS 49**

11/24/18 1:00 pm at Lincoln, Neb. (Pinnacle Bank Arena)

Western Ill. 49 • 2-3

#	Player	Total			3-Ptr			Rebounds			PF	TP	A	TO	Blk	Stl	Min
		FG	FGA	FT	FTA	FG	FGA	FT	FTA	Off							
15	Ben Pyle	r	3-8	1-4	0-0	1	1	2	1	7	1	2	0	1	26		
52	Brandon Gilbeck	c	4-7	0-0	0-1	2	3	5	5	8	0	5	3	3	14		
10	Kobe Webster	g	1-9	1-4	0-0	1	0	1	5	3	2	3	0	1	24		
35	Isaac Johnson	g	3-12	1-2	2-2	1	5	6	1	9	1	1	0	1	25		
40	C.J. Duff	g	5-12	3-6	0-0	0	3	3	1	13	0	1	0	1	26		
01	Zlon Young	g	1-4	0-2	0-0	1	3	4	1	2	0	0	0	0	15		
12	Otis Dortch	g	0-2	0-1	0-0	0	1	1	0	0	0	0	0	0	2		
14	Perion Little	g	0-0	0-0	0-0	0	0	0	0	0	0	0	0	0	2		
20	Jeremiah Usiosefe	g	0-5	0-2	2-2	0	2	2	0	2	0	0	0	1	27		
22	Keshon Montague	g	1-2	1-2	0-0	0	2	2	0	3	0	0	0	0	11		
24	James Clear	g	1-1	0-0	0-0	0	3	3	2	2	1	0	1	0	22		
25	Ryan Maas	g	0-0	0-0	0-0	1	1	2	0	0	0	0	0	0	2		
44	Jordan Hughes	g	0-0	0-0	0-0	0	0	0	1	0	0	1	0	0	4		
Team						1	1	2		2							
Totals			19-62	7-23	4-5	8	25	33	17	49	7	13	4	8	200		

FG % 1st Half: 7-29 24.1% 2nd half: 12-33 36.4% Game: 19-62 30.6%  
3FG % 1st Half: 3-10 30.0% 2nd half: 4-13 30.8% Game: 7-23 30.4%  
FT % 1st Half: 0-1 0.0% 2nd half: 4-4 100.0% Game: 4-5 80.0%

Nebraska 73 • 4-1

#	Player	Total			3-Ptr			Rebounds			PF	TP	A	TO	Blk	Stl	Min
		FG	FGA	FT	FTA	FG	FGA	FT	FTA	Off							
14	Copeland Jr.,Isaac	r	2-5	0-3	3-6	1	3	4	3	7	1	2	1	3	24		
15	Roby,Isaiah	r	4-10	1-2	0-0	1	6	7	1	9	1	1	0	1	28		
00	Palmer Jr.,James	g	7-18	0-5	5-5	1	3	4	2	19	2	0	1	0	34		
05	Watson Jr.,Glynn	g	8-10	2-3	2-2	0	9	9	1	20	3	1	0	3	30		
12	Allen,Thomas	g	3-7	0-3	0-0	0	4	4	0	6	2	1	1	1	23		
01	Harris,Amir	g	0-2	0-0	0-0	0	5	5	1	0	2	2	1	0	17		
20	Borchardt,Tanner	g	1-3	0-0	0-0	2	1	3	0	2	0	1	1	0	14		
25	Akenten,Nana	g	2-6	1-4	1-2	2	2	4	0	6	1	0	0	0	16		
34	Thorbjarnarson,Thor	g	0-0	0-0	0-0	0	0	0	0	0	0	0	0	0	2		
45	Heiman,Brady	g	2-2	0-0	0-4	2	2	4	1	4	0	1	2	0	12		
Team						2	1	3		3							
Totals			29-63	4-20	11-19	11	36	47	9	73	12	9	7	8	200		

FG % 1st Half: 17-30 56.7% 2nd half: 12-33 36.4% Game: 29-63 46.0%  
3FG % 1st Half: 1-5 20.0% 2nd half: 3-15 20.0% Game: 4-20 20.0%  
FT % 1st Half: 5-8 62.5% 2nd half: 6-11 54.5% Game: 11-19 57.9%

Officials: Luke Schumer,Rob Kueneman,Chris Beaver  
Technical fouls: Western Ill.-None. Nebraska-None.  
Attendance: 15800  
Actual Attend: 9,372

Score by periods	1st	2nd	Total
Western Ill.	17	32	49
Nebraska	40	33	73

Last FG - WU 2nd-15:47, NEB 2nd-14:57.  
Largest lead - WU by 5 1st-15:32, NEB by 33 2nd-17:41.  
WU led for 06:04, NEB led for 31:38. Game was tied for 01:57.

**GAME 7 NEBRASKA 68, CLEMSON 66**

11/26/18 7 PM at Clemson, S.C. (Littlejohn Coliseum)

Nebraska 68 • 6-1

#	Player	Total			3-Ptr			Rebounds			PF	TP	A	TO	Blk	Stl	Min
		FG	FGA	FT	FTA	FG	FGA	FT	FTA	Off							
14	Copeland Jr.,Isaac	r	6-11	0-3	4-4	3	3	6	2	16	3	4	1	1	35		
15	Roby,Isaiah	r	3-6	1-3	0-0	1	2	3	4	7	1	0	0	1	22		
00	Palmer Jr.,James	g	8-14	2-5	2-3	1	8	9	2	20	0	4	1	1	36		
05	Watson Jr.,Glynn	g	4-14	2-7	2-2	0	4	4	3	12	2	0	0	0	38		
12	Allen,Thomas	g	2-4	1-1	0-0	0	1	1	0	5	3	1	0	1	31		
01	Harris,Amir	g	0-0	0-0	0-0	0	0	0	1	0	0	0	0	0	4		
20	Borchardt,Tanner	g	1-1	0-0	1-2	2	0	2	1	3	0	0	0	1	16		
25	Akenten,Nana	g	2-5	1-3	0-0	2	0	2	0	5	1	0	0	0	13		
45	Heiman,Brady	g	0-0	0-0	0-0	0	1	1	0	0	0	0	1	0	5		
Team						1	0	1		1							
Totals			26-55	7-22	9-11	10	19	29	13	68	10	10	3	5	200		

FG % 1st Half: 11-27 40.7% 2nd half: 15-28 53.6% Game: 26-55 47.3%  
3FG % 1st Half: 3-14 21.4% 2nd half: 4-8 50.0% Game: 7-22 31.8%  
FT % 1st Half: 6-7 85.7% 2nd half: 3-4 75.0% Game: 9-11 81.8%

Clemson 66 • 5-2

#	Player	Total			3-Ptr			Rebounds			PF	TP	A	TO	Blk	Stl	Min
		FG	FGA	FT	FTA	FG	FGA	FT	FTA	Off							
24	SKARA, David	r	2-4	0-0	0-0	1	2	3	4	3	1	1	2	27			
25	SIMMS, Aamir	r	4-9	0-3	0-0	3	5	8	1	8	2	2	1	0	36		
14	THOMAS, Elijah	c	7-8	0-0	2-2	2											

# 2019-20 NEBRASKA BASKETBALL

## SEASON BOXSCORES

### GAME 9 MINNESOTA 85, NO. 24 NEBRASKA 78

12/05/18 8:00 pm at Minneapolis, Minn. (Williams Arena)

Nebraska 78 • 7-2, 1-1 B1G

#	Player	Total			3-Ptr			Rebounds			PF	TP	A	TO	Blk	Stl	Min
		FG-FGA	FG-FGA	FT-FTA	FG-FGA	FG-FGA	FT-FTA	Off	Def	Tot							
14	Copeland Jr., Isaac	f	7-15	3-5	0-0	4	3	7	5	17	1	0	1	1		26	
15	Roby, Isaiah	f	5-13	0-3	5-6	3	1	4	5	15	1	2	3	2		32	
00	Palmer Jr., James	g	3-14	1-6	4-4	1	3	4	3	11	4	3	0	2		34	
02	Watson Jr., Glynn	g	4-8	1-3	5-6	0	1	1	2	14	4	2	0	1		38	
12	Allen, Thomas	g	4-6	1-3	0-1	0	3	3	1	9	3	0	0	2		33	
21	Harris, Amir	g	0-0	0-0	0-0	1	2	3	0	0	0	0	0	0		3	
00	Borchardt, Tanner	g	0-0	0-0	0-0	0	0	0	2	0	0	0	0	0		7	
25	Akenten, Nana	g	1-1	1-1	0-0	0	1	1	3	3	0	1	0	0		12	
45	Heiman, Brady	g	4-4	0-0	1-2	3	2	5	1	9	0	2	1	0		15	
Team						1	0	1									
Totals			28-61	7-21	15-19	13	16	29	22	78	13	10	5	8		200	

FG % 1st Half: 18-35 51.4% 2nd half: 10-26 38.5% Game: 28-61 45.9% Deadball Rebounds 2  
 3FG % 1st Half: 4-12 33.3% 2nd half: 3-9 33.3% Game: 7-21 33.3%  
 FT % 1st Half: 4-4 100.0% 2nd half: 11-15 73.3% Game: 15-19 78.9%

Minnesota 85 • 7-2, 1-1 B1G

#	Player	Total			3-Ptr			Rebounds			PF	TP	A	TO	Blk	Stl	Min
		FG-FGA	FG-FGA	FT-FTA	FG-FGA	FG-FGA	FT-FTA	Off	Def	Tot							
03	Jordan Murphy	f	5-12	0-0	8-10	2	11	13	2	18	2	2	0	0		35	
25	Daniel Otuuru	c	5-7	0-0	0-0	4	5	9	1	10	0	4	3	0		23	
01	Dupree McBrayer	g	2-7	1-4	0-0	0	0	0	5	5	4	2	0	2		34	
05	Amir Coffey	g	8-16	2-3	14-17	3	3	6	3	32	6	2	0	1		31	
22	Gabe Kalscheur	g	5-6	0-1	2-5	0	1	1	3	12	2	3	0	0		34	
11	Isaiah Washington	g	2-3	0-0	0-0	0	0	0	0	4	0	0	0	0		11	
21	Jarvis Omersa	g	0-1	0-0	0-0	1	0	1	0	0	0	0	0	0		5	
31	Brook Stull	g	0-1	0-0	0-0	0	0	0	0	0	1	0	0	0		8	
35	Matz Stockman	g	2-3	0-0	0-0	3	2	5	1	4	0	0	2	1		17	
42	Michael Hurt	g	0-0	0-0	0-0	0	0	0	0	0	0	0	0	0		2	
Team						2	0	2									
Totals			29-56	3-8	24-32	15	22	37	15	85	15	13	5	4		200	

FG % 1st Half: 13-28 46.4% 2nd half: 16-28 57.1% Game: 29-56 51.8% Deadball Rebounds 4  
 3FG % 1st Half: 1-4 25.0% 2nd half: 2-4 50.0% Game: 3-8 37.5%  
 FT % 1st Half: 12-17 70.6% 2nd half: 11-15 80.0% Game: 24-32 75.0%

Officials: Rob Riley, Edwin Young, Courtney Green  
 Technical fouls: Nebraska-Copeland Jr., Isaac. Minnesota-None.  
 Attendance: 9624

Score by periods	1st	2nd	Total
Nebraska	44	34	78
Minnesota	39	46	85

Points	In	Off	2nd	Fast	Bench
NEB	36	19	18	16	12
MINN	50	14	15	11	8

Last FG - NEB 2nd-00:43, MINN 2nd-00:56.  
 Largest lead - NEB by 13 2nd-17:14, MINN by 7 2nd-00:04.  
 NEB led for 31:27. MINN led for 06:26. Game was tied for 02:07.  
 Score tied - 5 times.  
 Lead changed - 4 times.

### GAME 10 NO. 24 NEBRASKA 94, CREIGHTON 75

12/08/18 5:00 pm at Lincoln, Neb. (Pinnacle Bank Arena)

Creighton 75 • 6-3

#	Player	Total			3-Ptr			Rebounds			PF	TP	A	TO	Blk	Stl	Min
		FG-FGA	FG-FGA	FT-FTA	FG-FGA	FG-FGA	FT-FTA	Off	Def	Tot							
15	Martin Krampelj	f	3-6	0-1	0-2	2	3	5	2	6	1	2	0	1		23	
01	Davion Mintz	g	6-10	2-5	1-2	1	1	2	2	15	1	2	0	0		24	
05	Ty-Shon Alexander	g	2-10	1-4	5-6	1	4	5	2	10	3	0	0	1		34	
23	Damien Jefferson	g	4-9	1-3	0-2	3	2	5	3	9	0	1	1	2		32	
24	Mitch Ballock	g	7-10	7-10	2-3	2	1	3	3	23	2	1	0	0		31	
02	Connor Cashaw	g	0-3	0-0	0-0	0	2	2	0	0	0	1	0	1		10	
11	Marcus Zegarowski	g	0-4	0-3	3-4	1	2	3	0	3	1	1	0	0		16	
12	Jordan Scurry	g	0-1	0-1	0-0	0	0	0	0	0	0	0	0	0		1	
13	Christian Bishop	g	1-2	0-0	0-0	2	0	2	0	2	0	0	0	1		2	
34	Kaleb Joseph	g	1-1	0-0	1-2	0	1	1	2	3	2	2	0	1		12	
31	Samson Froling	g	2-3	0-0	0-0	1	1	0	1	0	1	0	0	0		8	
41	Jacob Epperson	g	0-1	0-0	0-0	0	0	0	0	0	1	0	0	0		7	
Team						1	1	2									
Totals			26-60	11-27	12-21	13	18	31	15	75	10	12	1	7		200	

FG % 1st Half: 10-28 35.7% 2nd half: 16-32 50.0% Game: 26-60 43.3% Deadball Rebounds 6  
 3FG % 1st Half: 5-11 45.5% 2nd half: 6-16 37.5% Game: 11-27 40.7%  
 FT % 1st Half: 9-13 69.2% 2nd half: 3-8 37.5% Game: 12-21 57.1%

Nebraska 94 • 8-2

#	Player	Total			3-Ptr			Rebounds			PF	TP	A	TO	Blk	Stl	Min
		FG-FGA	FG-FGA	FT-FTA	FG-FGA	FG-FGA	FT-FTA	Off	Def	Tot							
14	Copeland Jr., Isaac	f	4-8	2-4	1-2	1	6	7	2	11	0	1	0	0		33	
15	Roby, Isaiah	f	5-9	0-2	5-8	5	3	8	3	15	4	3	2	0		32	
00	Palmer Jr., James	g	9-12	6-7	6-6	0	0	0	2	30	2	1	0	1		27	
05	Watson Jr., Glynn	g	4-11	3-6	2-2	0	3	3	2	13	5	1	0	3		34	
12	Allen, Thomas	g	7-11	2-5	2-2	0	5	5	0	18	4	0	1	1		35	
04	Trueblood, Johnny	g	0-0	0-0	0-0	0	1	1	0	0	0	0	0	0		1	
20	Borchardt, Tanner	g	1-3	0-0	0-0	3	2	5	2	2	0	0	0	1		12	
25	Akenten, Nana	g	1-5	1-3	0-0	2	2	4	3	3	0	1	1	3		15	
33	Costello, Justin	g	0-0	0-0	0-0	0	0	0	0	0	0	0	0	0		1	
34	Thorbjarnarson, Thor	g	0-0	0-0	0-0	0	0	0	0	0	0	1	0	0		1	
45	Heiman, Brady	g	1-1	0-0	0-0	0	2	2	1	2	0	1	1	0		9	
Team						0	0	0									
Totals			32-60	14-27	16-20	11	24	35	15	94	15	9	5	9		200	

FG % 1st Half: 18-35 51.4% 2nd half: 14-25 56.0% Game: 32-60 53.3% Deadball Rebounds 3  
 3FG % 1st Half: 8-15 53.3% 2nd half: 6-12 50.0% Game: 14-27 51.9%  
 FT % 1st Half: 3-4 75.0% 2nd half: 13-16 81.3% Game: 16-20 80.0%

Officials: Steve McClunkins, Bo Boroski, Paul Szelc  
 Technical fouls: Creighton-TEAM. Nebraska-TEAM.  
 Attendance: 15950  
 Actual Attend: 15,028

Score by periods	1st	2nd	Total
Creighton	34	41	75
Nebraska	47	47	94

Points	In	Off	2nd	Fast	Bench
CREI	26	5	17	0	12
NEB	26	17	19	6	7

Last FG - CREI 2nd-01:06, NEB 2nd-01:22.  
 Largest lead - CREI by 1 1st-18:38, NEB by 22 2nd-01:22.  
 CREI led for 00:27. NEB led for 37:55. Game was tied for 01:38.  
 Score tied - 2 times.  
 Lead changed - 2 times.

### GAME 11 NEBRASKA 79, OKLAHOMA STATE 56

12/16/18 6 p.m. at Sioux Falls, SD (Sanford Pentagon)

Oklahoma State 56 • 4-6

#	Player	Total			3-Ptr			Rebounds			PF	TP	A	TO	Blk	Stl	Min
		FG-FGA	FG-FGA	FT-FTA	FG-FGA	FG-FGA	FT-FTA	Off	Def	Tot							
04	Dziagwa, Thomas	*	0-4	0-4	0-0	0	2	2	3	0	0	5	0	0		14	
12	McGriff, Cameron	*	1-8	0-2	0-2	5	10	4	2	1	2	2	2	2		30	
13	Likekele, Isaac	*	2-5	0-0	2-4	1	3	4	5	6	2	1	0	1		34	
14	Anei, Yor	*	7-10	0-0	3-4	4	4	8	2	17	1	2	1	0		25	
21	Waters, Lindy	*	5-8	2-4	1-1	1	1	2	2	13	2	0	0	0		33	
01	Jones, Curtis	*	1-5	0-2	0-0	0	2	2	0	2	1	1	0	0		17	
05	Demuth, Duncan	*	0-0	0-0	1-2	0	1	1	0	1	0	0	0	0		8	
23	Weathers, Michael	*	6-11	0-1	1-2	1	0	1	2	13	2	5	1	1		25	
24	Major, Luke	*	1-1	0-0	0-0	0	0	0	0	2	0	0	0	0		1	
55	Cunningham, Mike	*	0-4	0-2	0-0	0	1	1	0	0	0	2	0	0		13	
Team						1	2	3	1								
Totals			23-56	2-15	8-15	13	21	34	19	56	9	19	4	6		200	

FG % 1st Half: 13-29 44.8% 2nd half: 10-27 37.0% Game: 23-56 41.1% Deadball Rebounds 6  
 3FG % 1st Half: 2-6 33.3% 2nd half: 0-9 0.0% Game: 2-15 13.3%



**GAME 13 NEBRASKA 79, SOUTHWEST MINNESOTA STATE 38**

12/29/18 1:00 pm at Lincoln, Neb. (Pinnacle Bank Arena)

Southwest Minn. St. 38 • 7-4

#	Player	Total			3-Ptr			Rebounds			PF	TP	A	TO	Blk	Stl	Min
		FG-FGA	FG-FGA	FT-FTA	FG-FGA	FG-FGA	FT-FTA	Off	Def	Tot							
22	Michael Lee	f	1-6	1-6	0-0	0	0	0	3	3	0	3	1	0	26		
23	Steven McNease	f	3-5	0-0	2-2	2	2	4	0	8	2	0	0	0	27		
02	Kenny Byers	g	2-7	0-1	1-2	0	3	3	3	5	1	4	3	1	33		
03	Ryan Bruggeman	g	4-11	0-2	0-1	2	5	7	2	8	3	3	0	1	29		
20	Taylor Schafer	g	2-7	2-4	0-0	0	4	4	1	6	0	2	1	0	23		
01	Braedan Hanson	g	2-6	0-4	0-0	1	4	5	1	4	0	3	0	0	18		
05	Grant Kramer	g	1-3	0-1	0-0	0	4	4	2	2	0	0	0	0	15		
12	Nick Dufault	g	1-7	0-3	0-0	1	0	1	1	2	0	0	0	1	20		
50	Kolin Bartlett	g	0-1	0-0	0-0	0	1	1	1	0	0	0	0	1	9		
	Team					0	1	1									
	Totals		16-53	3-21	3-5	6	24	30	14	38	6	15	5	4	200		

FG % 1st Half: 7-24 29.2% 2nd half: 9-29 31.0% Game: 16-53 30.2% Deadball Rebounds 0  
3FG % 1st Half: 2-9 22.2% 2nd half: 1-12 8.3% Game: 3-21 14.3%  
FT % 1st Half: 2-3 66.7% 2nd half: 1-2 50.0% Game: 3-5 60.0%

Nebraska 79 • 11-2

#	Player	Total			3-Ptr			Rebounds			PF	TP	A	TO	Blk	Stl	Min
		FG-FGA	FG-FGA	FT-FTA	FG-FGA	FG-FGA	FT-FTA	Off	Def	Tot							
14	Copeland Jr.,Isaac	f	5-11	2-4	0-0	1	2	3	1	12	0	0	0	1	25		
20	Borchardt,Tanner	f	2-2	0-0	0-0	5	4	9	2	4	0	1	0	1	17		
00	Palmer Jr.,James	g	5-14	2-5	4-4	1	5	6	0	16	5	1	0	2	28		
05	Watson Jr.,Glynn	g	6-13	4-7	0-0	1	4	5	2	16	4	0	0	4	26		
12	Allen,Thomas	g	3-7	2-3	2-2	0	0	0	0	10	2	0	0	1	25		
04	Trueblood,Johnny	g	2-4	0-0	0-1	0	4	4	1	4	1	0	0	2	8		
25	Akenten,Nana	g	3-7	1-4	1-1	1	5	6	0	8	0	3	0	1	22		
33	Costello,Justin	g	0-1	0-1	2-2	0	1	1	1	2	0	1	0	0	6		
34	Thorbjarnarson,Thor	g	1-4	0-0	0-0	1	4	5	2	2	2	0	0	0	17		
45	Heiman,Brady	g	2-3	0-0	1-1	1	3	4	1	5	1	0	1	0	26		
	Team					3	1	4									
	Totals		29-66	11-24	10-11	14	33	47	10	79	15	6	1	12	200		

FG % 1st Half: 13-36 36.1% 2nd half: 16-30 53.3% Game: 29-66 43.9% Deadball Rebounds 0  
3FG % 1st Half: 7-13 53.8% 2nd half: 4-11 36.4% Game: 11-24 45.8%  
FT % 1st Half: 4-4 100.0 2nd half: 6-7 85.7% Game: 10-11 90.9%

Officials: Luke Schumer,Brian McNutt,Brandon Cruz  
Technical fouls: Southwest Minn. St.-None. Nebraska-None.  
Attendance: 15057  
Actual Attendance: 12,390  
Exhibition Game for Southwest Minnesota State

Score by periods	1st	2nd	Total
Southwest Minn. St.	18	20	38
Nebraska	37	42	79

Last FG - SMSU 2nd-05:03, NEB 2nd-01:32.  
Largest lead - SMSU None, NEB by 41 2nd-01:32.  
SMSU led for 00:00. NEB led for 39:05. Game was tied for 00:55.

**GAME 14 MARYLAND 74, NO. 24 NEBRASKA 72**

01/02/19 6:30 pm at College Park, Md (XFINITY CENTER)

Nebraska 72 • 11-3, 1-2

#	Player	Total			3-Ptr			Rebounds			PF	TP	A	TO	Blk	Stl	Min
		FG-FGA	FG-FGA	FT-FTA	FG-FGA	FG-FGA	FT-FTA	Off	Def	Tot							
14	Copeland Jr.,Isaac	f	3-4	2-2	0-0	0	3	3	3	8	0	3	1	1	31		
15	Roby,Isaiah	f	3-7	1-2	4-8	3	4	7	2	11	2	1	2	0	35		
00	Palmer Jr.,James	g	7-19	3-10	9-13	3	4	7	2	26	4	3	1	5	38		
05	Watson Jr.,Glynn	g	4-7	2-4	2-2	0	6	6	3	12	4	3	0	0	30		
12	Allen,Thomas	g	3-8	1-3	0-0	0	1	1	2	7	1	0	0	1	36		
20	Borchardt,Tanner	g	4-4	0-0	0-0	0	2	2	8	0	0	0	0	0	19		
25	Akenten,Nana	g	0-2	0-1	0-0	0	1	1	0	0	0	0	0	0	9		
45	Heiman,Brady	g	0-0	0-0	0-0	0	0	0	3	0	0	0	0	0	2		
	Team					1	0	1									
	Totals		24-51	9-22	15-23	7	21	28	17	72	11	10	4	7	200		

FG % 1st Half: 14-32 43.8% 2nd half: 10-19 52.6% Game: 24-51 47.1% Deadball Rebounds 4  
3FG % 1st Half: 6-15 40.0% 2nd half: 3-7 42.9% Game: 9-22 40.9%  
FT % 1st Half: 5-7 71.4% 2nd half: 10-16 62.5% Game: 15-23 65.2%

Maryland 74 • 11-3, 1-2

#	Player	Total			3-Ptr			Rebounds			PF	TP	A	TO	Blk	Stl	Min
		FG-FGA	FG-FGA	FT-FTA	FG-FGA	FG-FGA	FT-FTA	Off	Def	Tot							
23	Bruno Fernando	f	7-12	0-0	4-5	7	10	17	4	18	1	6	2	0	34		
25	Jalen Smith	f	6-10	2-3	1-1	3	1	4	3	15	1	2	0	0	25		
01	Anthony Cowan	g	6-15	3-7	4-6	0	3	3	2	19	4	0	1	2	36		
05	Eric Ayala	g	3-7	1-3	0-0	0	4	4	1	7	1	3	0	0	28		
11	Darryl Morsell	g	3-7	0-1	0-0	0	0	0	3	6	2	1	0	0	23		
02	Aaron Wiggins	g	3-3	2-2	0-0	0	0	0	2	8	0	0	0	1	17		
10	Serrel Smith Jr.	g	0-5	0-1	0-0	0	2	2	0	0	1	0	0	1	16		
13	Ivan Bender	g	0-0	0-0	0-0	0	1	1	0	0	1	0	0	0	5		
14	Ricky Lindo Jr.	g	0-1	0-0	1-2	2	2	4	2	1	0	1	0	1	16		
	Team					2	1	3									
	Totals		28-60	8-17	10-14	14	24	38	17	74	11	13	4	4	200		

FG % 1st Half: 13-29 44.8% 2nd half: 15-31 48.4% Game: 28-60 46.7% Deadball Rebounds 1  
3FG % 1st Half: 3-6 50.0% 2nd half: 5-11 45.5% Game: 8-17 47.1%  
FT % 1st Half: 6-8 75.0% 2nd half: 4-6 66.7% Game: 10-14 71.4%

Officials: Rob Kueneman,Kelly Pfeifer,Terry Wymer  
Technical fouls: Nebraska-None. Maryland-None.  
Attendance: 11251

Score by periods	1st	2nd	Total
Nebraska	39	33	72
Maryland	35	39	74

Last FG - NEB 2nd-02:13, UMD 2nd-00:03.  
Largest lead - NEB by 8 2nd-15:30, UMD by 4 1st-17:11.  
NEB led for 23:20. UMD led for 11:08. Game was tied for 05:31.

Score tied - 9 times.  
Lead changed - 11 times.

**GAME 15 NO. 25 IOWA 93, NO. 24 NEBRASKA 84**

01/06/19 12:00 am at Iowa City, Iowa (Carver-Hawkeye Arena)

Nebraska 84 • 11-4, 1-3 B1G

#	Player	Total			3-Ptr			Rebounds			PF	TP	A	TO	Blk	Stl	Min
		FG-FGA	FG-FGA	FT-FTA	FG-FGA	FG-FGA	FT-FTA	Off	Def	Tot							
14	Copeland Jr.,Isaac	f	8-16	1-4	7-8	4	2	3	4	14	2	0	1	2	30		
15	Roby,Isaiah	f	8-10	1-1	0-0	2	7	9	4	27	0	0	1	0	23		
00	Palmer Jr.,James	g	6-15	0-5	8-11	0	2	2	3	20	4	5	0	3	39		
05	Watson Jr.,Glynn	g	3-10	0-5	0-0	0	2	2	4	6	5	1	0	1	30		
12	Allen,Thomas	g	3-8	1-4	3-4	2	2	4	2	10	4	1	0	1	35		
20	Borchardt,Tanner	g	0-0	0-0	0-0	0	0	0	4	0	0	1	0	1	14		
25	Akenten,Nana	g	2-6	1-4	2-3	0	5	5	3	7	1	0	0	1	21		
34	Thorbjarnarson,Thor	g	0-0	0-0	0-0	0	0	0	0	0	0	0	0	0	0+		
45	Heiman,Brady	g	0-0	0-0	0-0	0	0	0	1	0	1	0	0	0	8		
	Team					1	2	3									
	Totals		30-65	4-23	20-26	9	22	31	25	84	17	8	3	8	200		

FG % 1st Half: 15-31 48.4% 2nd half: 15-34 44.1% Game: 30-65 46.2% Deadball Rebounds 4  
3FG % 1st Half: 3-13 23.1% 2nd half: 1-10 10.0% Game: 4-23 17.4%  
FT % 1st Half: 7-9 77.8% 2nd half: 13-17 76.5% Game: 20-26 76.9%

Iowa 93 • 12-3, 1-3 B1G

#	Player	Total			3-Ptr			Rebounds			PF	TP	A	TO	Blk	Stl	Min
		FG-FGA	FG-FGA	FT-FTA	FG-FGA	FG-FGA	FT-FTA	Off	Def	Tot							
15	Ryan Kriener	f	5-8	1-1	3-3	1	2	3	4	14	1	0	3	0	26		
25	Tyler Cook	c	4-6	0-0	8-9	2	5	7	4	16	1	5	0	1	30		
03	Jordan Bohannon	g	5-11	5-8	10-10	0	3	3	2	25	5	2	0	0	35		
04	Isaiah Moss	g	3-10	1-4	5-6	3	7	10	0	12	5	1	1	1	31		
10	Joe Wieskamp	g	4-10	2-4	0-0	3	4	7	1	10	2	1	1	0	29		
01	Maishe Dailey	g	2-3	0-1	0-0	0	2	2	2	4	0	2	0	0	13		
20	Riley Till	g	0-0	0-0	0-0	0	0	0	1	0	0	0	0	0	0+		
30	Connor McCaffery	g	0-1	0-0	0-0	1	2	3	4	0	1	1	0	0	12		
51	Nicholas Baer	g	1-4	1-3	1-2	0	1	1	2	4	0	0	1	4	14		
55	Luka Garza	g	3-6	0-1	2-2	1	1	2	2	8	1	1	0	0	10		
	Team					1	1	2									
	Totals		27-59	10-22	29-32	12	28	40	22	93	16	13	6	6	200		

FG % 1st Half: 15-32 46.9% 2nd half: 12-27 44.4% Game: 27-59 45.8% Deadball Rebounds 1  
3FG % 1st Half: 4-9 44.4% 2nd half: 6-13 46.2% Game: 10-22 45.5%  
FT % 1st Half: 10-11 90.9% 2nd half: 19-21 90.5% Game: 29-32 90.6%

Officials: Earl Walton,Bill Ek,Larry Scrotto  
Technical fouls: Nebraska-None. Iowa-None.  
Attendance: 11782

Score by periods	1st	2nd	Total
Nebraska	40	44	84
Iowa	44	49	93

Last FG - NEB 2nd-00:07, IOWA 2nd-02:03.  
Largest lead - NEB by 4 1st-14:48, IOWA by 11 2nd-13:14.  
NEB led for 05:34. IOWA led for 33:11. Game was tied for 01:15.

Score tied - 2 times.  
Lead changed - 10 times.

**GAME 16 NEBRASKA 70, PENN STATE 64**

01/10/19 8:00 pm at Lincoln, Neb. (Pinnacle Bank Arena)

Penn St. 64 • 7-9, 0-5 B1G

#	Player
---	--------

# 2019-20 NEBRASKA BASKETBALL

## SEASON BOXSCORES

### GAME 17 NEBRASKA 66, NO. 25 INDIANA 51

01/14/19 6:30 pm at Simon Skjodt Assembly Hall

Nebraska 66 • 13-4, 3-3

#	Player	Total			3-Ptr			Rebounds			PF	TP	A	TO	Blk	Stl	Min
		FG	FGA	FT	FTA	FG	FGA	FT	FTA	Off							
14	Copeland Jr., Isaac	f	6-11	1-4	1-2	2	6	8	5	14	0	1	1	0	0	34	
15	Roby, Isaiah	f	4-9	1-2	0-0	0	4	4	4	9	1	2	2	1	0	24	
00	Palmer Jr., James	g	5-12	1-4	0-0	2	7	9	2	11	7	5	0	0	0	35	
05	Watson Jr., Glynn	g	6-12	3-7	0-0	1	4	5	1	15	2	3	0	2	0	37	
12	Allen, Thomas	g	3-9	2-4	2-2	0	1	1	1	10	2	1	0	3	0	36	
20	Borchardt, Tanner	g	3-4	0-0	1-2	2	3	5	2	7	0	0	0	1	0	17	
25	Akenten, Nana	g	0-3	0-3	0-0	0	2	2	0	1	0	0	0	0	0	16	
45	Heiman, Brady	g	0-0	0-0	0-0	0	0	0	1	0	0	0	0	0	0	1	
Team						4			2			6					
Totals			27-60	8-24	4-6	11	29	40	18	66	13	12	3	7	200		

FG % 1st Half: 13-33 39.4% 2nd half: 14-27 51.9% Game: 27-60 45.0%  
 3FG % 1st Half: 4-13 30.8% 2nd half: 4-11 36.4% Game: 8-24 33.3%  
 FT % 1st Half: 1-2 50.0% 2nd half: 3-4 75.0% Game: 4-6 66.7%

Indiana 51 • 12-5, 3-3

#	Player	Total			3-Ptr			Rebounds			PF	TP	A	TO	Blk	Stl	Min
		FG	FGA	FT	FTA	FG	FGA	FT	FTA	Off							
03	Smith, Justin	f	2-7	0-2	1-2	0	2	2	1	5	2	4	2	0	0	36	
13	Morgan, Juwan	f	8-15	1-2	0-1	5	3	8	3	17	0	1	3	1	0	31	
00	Langford, Romeo	g	5-14	0-4	8-11	1	5	6	1	18	1	4	1	3	0	38	
01	Durham, Aljami	g	0-1	0-1	0-0	0	0	0	1	0	0	1	0	0	0	6	
11	Green, Devonte	g	1-6	1-2	0-0	0	4	4	1	3	3	1	0	1	0	32	
10	Phinisee, Rob	g	1-3	0-1	1-2	0	2	2	2	3	1	1	0	0	0	27	
15	McRoberts, Zach	g	0-1	0-1	0-0	1	2	3	2	0	0	1	0	3	0	17	
20	Davis, DeRon	g	0-0	0-0	0-0	0	0	0	0	0	0	0	0	0	0	3	
22	Moore, Clifton	g	2-2	0-0	1-3	1	2	3	0	5	0	0	0	0	0	5	
55	Fitzner, Evan	g	0-3	0-1	0-0	0	1	1	1	0	0	0	0	1	0	5	
Team						1			2			1					
Totals			19-52	2-14	11-19	9	22	31	12	51	7	13	6	9	200		

FG % 1st Half: 8-27 29.6% 2nd half: 11-25 44.0% Game: 19-52 36.5%  
 3FG % 1st Half: 1-7 14.3% 2nd half: 1-7 14.3% Game: 2-14 14.3%  
 FT % 1st Half: 5-8 62.5% 2nd half: 6-11 54.5% Game: 11-19 57.9%

Officials: Donnie Eppley, Courtney Green, D.J. Carstensen  
 Technical fouls: Nebraska-None. Indiana-None.  
 Attendance: 17222

Score by periods	1st	2nd	Total
Nebraska	31	35	66
Indiana	22	29	51

Last FG - NEB 2nd-02:04, IND 2nd-05:39.  
 Largest lead - NEB by 18 1st-09:06, IND None.  
 NEB led for 39:47, IND led for 00:00. Game was tied for 00:13.

Points In Off 2nd Fast  
 NEB 28 10 12 5 7  
 IND 30 5 8 7 8

Score tied - 0 times.  
 Lead changed - 0 times.

### GAME 18 NO. 6 MICHIGAN STATE 70, NEBRASKA 64

01/17/19 7:00 pm at Lincoln, Neb. (Pinnacle Bank Arena)

Michigan St. 70 • 16-2, 7-0 B1G

#	Player	Total			3-Ptr			Rebounds			PF	TP	A	TO	Blk	Stl	Min
		FG	FGA	FT	FTA	FG	FGA	FT	FTA	Off							
11	Aaron Henry	f	4-5	1-2	0-0	1	0	1	2	9	0	1	0	1	0	19	
25	Kenny Goins	f	2-7	1-3	2-2	2	9	11	5	7	1	3	2	1	0	30	
44	Nick Ward	f	6-13	1-1	2-2	4	6	10	3	15	1	4	0	0	0	31	
05	Cassius Winston	g	9-15	3-7	8-9	1	2	3	2	29	6	4	0	0	0	39	
20	Matt McQuaid	g	0-6	0-2	2-2	1	5	6	3	2	1	0	1	2	0	37	
03	Foster Loyer	g	0-0	0-0	0-0	0	0	0	0	1	0	0	0	0	0	2	
13	Gabe Brown	g	1-4	0-3	1-1	0	4	4	0	3	0	0	1	0	0	21	
15	Thomas Kithier	g	0-0	0-0	0-0	0	1	1	0	0	0	0	0	0	0	1	
23	Xavier Tillman	g	2-5	0-2	1-2	1	5	6	3	5	4	1	0	1	0	20	
41	Conner George	g	0-0	0-0	0-0	0	0	0	0	0	0	0	0	0	0	0+	
Team						0			0			0					
Totals			24-55	6-20	16-18	10	32	42	19	70	13	15	4	5	200		

FG % 1st Half: 13-29 44.8% 2nd half: 11-26 42.3% Game: 24-55 43.6%  
 3FG % 1st Half: 3-11 27.3% 2nd half: 3-9 33.3% Game: 6-20 30.0%  
 FT % 1st Half: 4-4 100.0 2nd half: 12-14 85.7% Game: 16-18 88.9%

Nebraska 64 • 13-5, 3-4 B1G

#	Player	Total			3-Ptr			Rebounds			PF	TP	A	TO	Blk	Stl	Min
		FG	FGA	FT	FTA	FG	FGA	FT	FTA	Off							
14	Copeland Jr., Isaac	f	5-12	1-5	2-4	0	5	5	1	13	1	0	0	0	0	36	
15	Roby, Isaiah	f	3-8	0-3	0-1	3	4	7	5	6	2	5	1	2	0	29	
00	Palmer Jr., James	g	6-21	1-6	11-11	3	5	8	2	24	3	2	0	1	0	39	
05	Watson Jr., Glynn	g	3-13	2-7	0-0	1	2	3	4	8	1	2	1	3	0	38	
12	Allen, Thomas	g	3-7	1-3	2-2	1	1	2	2	9	2	0	2	0	0	33	
01	Harris, Amir	g	0-0	0-0	0-0	0	0	0	0	0	0	0	0	1	0	1	
20	Borchardt, Tanner	g	0-2	0-0	0-0	3	1	4	3	0	2	0	0	0	0	12	
25	Akenten, Nana	g	2-4	0-2	0-1	1	0	1	2	4	0	0	0	0	0	10	
45	Heiman, Brady	g	0-0	0-0	0-0	0	0	0	0	0	0	0	0	0	0	2	
Team						4			4			8					
Totals			22-67	5-26	15-19	16	22	38	19	64	11	9	2	9	200		

FG % 1st Half: 10-35 28.6% 2nd half: 12-32 37.5% Game: 22-67 32.8%  
 3FG % 1st Half: 4-14 28.6% 2nd half: 1-12 8.3% Game: 5-26 19.2%  
 FT % 1st Half: 4-4 100.0 2nd half: 11-15 73.3% Game: 15-19 78.9%

Officials: Keith Kimble, Rob Riley, Larry Scirotto  
 Technical fouls: Michigan St.-None. Nebraska-None.  
 Attendance: 15923

Score by periods	1st	2nd	Total
Michigan St.	33	37	70
Nebraska	28	36	64

Last FG - MSU 2nd-02:27, NEB 2nd-00:14.  
 Largest lead - MSU by 12 2nd-01:50, NEB by 4 1st-10:51.  
 MSU led for 27:28, NEB led for 08:36. Game was tied for 03:56.

Points In Off 2nd Fast  
 MSU 32 6 6 15 8  
 NEB 32 19 16 8 4

Score tied - 6 times.  
 Lead changed - 11 times.

### GAME 19 RUTGERS 76, NEBRASKA 69

01/21/19 8:00 pm at Piscataway, N.J. (The RAC)

Nebraska 69 • 13-6

#	Player	Total			3-Ptr			Rebounds			PF	TP	A	TO	Blk	Stl	Min
		FG	FGA	FT	FTA	FG	FGA	FT	FTA	Off							
14	Copeland Jr., Isaac	f	7-15	2-6	0-0	1	7	8	4	16	0	2	2	1	0	32	
15	Roby, Isaiah	f	2-6	0-1	2-6	3	5	8	4	6	2	3	2	3	0	32	
00	Palmer Jr., James	g	7-18	3-6	5-9	1	3	4	5	22	4	1	0	1	0	40	
05	Watson Jr., Glynn	g	4-10	3-6	3-3	1	4	5	3	14	4	4	0	2	0	38	
12	Allen, Thomas	g	2-6	1-2	0-0	0	3	3	3	5	2	2	0	2	0	28	
01	Harris, Amir	g	1-1	0-0	0-0	0	1	1	1	2	0	0	0	0	0	5	
20	Borchardt, Tanner	g	1-1	0-0	0-0	1	0	1	2	2	0	0	0	0	0	14	
25	Akenten, Nana	g	1-3	0-1	0-0	0	1	1	2	2	0	0	0	0	0	11	
Team						2			1			3					
Totals			25-60	9-22	10-18	9	25	34	24	69	12	12	4	11	200		

FG % 1st Half: 15-32 46.9% 2nd half: 10-28 35.7% Game: 25-60 41.7%  
 3FG % 1st Half: 5-9 55.6% 2nd half: 4-13 30.8% Game: 9-22 40.9%  
 FT % 1st Half: 3-5 60.0% 2nd half: 7-13 53.8% Game: 10-18 55.6%

Rutgers 76 • 9-9

#	Player	Total			3-Ptr			Rebounds			PF	TP	A	TO	Blk	Stl	Min
		FG	FGA	FT	FTA	FG	FGA	FT	FTA	Off							
13	Shaq Carter	f	2-2	0-0	0-0	1	2	3	1	4	0	2	0	0	0	19	
02	Shaquille Doorson	c	0-0	0-0	0-0	0	1	1	1	0	0	2	1	0	0	10	
00	Geo Baker	g	6-14	3-4	1-2	0	2	2	1	16	0	4	1	3	0	38	
23	Montez Mathis	g	7-16	0-1	6-10	5	4	9	2	20	1	1	0	1	0	34	
24	Ron Harper Jr.	g	2-6	1-3	0-0	0	7	7	4	5	0	0	0	1	0	13	
05	Eugene Omoruyi	g	2-9	0-2	4-5	3	3	6	1	8	3	1	0	1	0	26	
15	Myles Johnson	g	6-8														





**GAME 21 NO. 24 WISCONSIN 62, NEBRASKA 51**

01/29/19 7:00 pm at Lincoln, Neb. (Pinnacle Bank Arena)

**Wisconsin 62 • 15-6**

#	Player	Total			3-Ptr			Rebounds			PF	TP	A	TO	Blk	Stl	Min
		FG	FGA	%	FG	FGA	%	Off	Def	Tot							
22	Ethan Happ	f	5-8	0-0	0-3	1	8	9	3	10	4	2	0	1	31		
35	Nate Reuvers	f	4-7	2-3	0-0	1	1	2	3	10	1	0	1	1	18		
00	D'Mitrik Trice	g	3-7	2-5	0-1	1	2	3	2	8	2	1	0	1	33		
21	Khalil Iverson	g	3-5	0-0	2-4	1	5	6	1	8	0	1	0	1	21		
34	Brad Davison	g	5-12	2-6	1-1	0	4	4	3	13	3	1	0	0	31		
01	Brevin Pritzl	g	2-3	2-3	2-2	1	2	3	0	8	0	0	0	0	25		
02	Aleem Ford	g	0-7	0-5	0-0	0	1	1	4	0	1	1	0	0	19		
03	Walt McGrory	g	0-0	0-0	0-0	0	0	0	0	0	0	0	0	0	1		
13	Tai Strickland	g	0-1	0-0	0-0	0	0	0	0	0	0	1	0	0	1		
25	Charles Thomas IV	g	2-5	1-1	0-0	2	1	3	1	5	0	0	1	0	6		
23	Kobe King	g	0-0	0-0	0-0	0	2	2	2	0	1	0	0	0	14		
	Team					1	3	4									
	Totals		24-55	9-23	5-11	8	29	37	19	62	12	7	2	4	200		

FG % 1st Half: 11-27 40.7% 2nd half: 13-28 46.4% Game: 24-55 43.6%  
 3FG % 1st Half: 4-13 30.8% 2nd half: 5-10 50.0% Game: 9-23 39.1%  
 FT % 1st Half: 2-4 50.0% 2nd half: 3-7 42.9% Game: 5-11 45.5%

**Nebraska 51 • 13-8**

#	Player	Total			3-Ptr			Rebounds			PF	TP	A	TO	Blk	Stl	Min
		FG	FGA	%	FG	FGA	%	Off	Def	Tot							
15	Roby,Isaiah	f	5-13	1-2	7-9	5	4	9	3	18	3	1	2	1	33		
20	Borchardt,Tanner	f	0-1	0-0	1-2	5	1	6	5	1	1	0	0	0	15		
00	Palmer Jr.,James	g	5-19	1-7	3-4	1	2	3	1	14	1	0	1	0	39		
05	Watson Jr.,Glynn	g	2-10	0-5	1-1	0	6	6	2	5	1	3	0	1	35		
12	Allen,Thomas	g	4-9	2-5	0-0	0	4	4	1	10	0	1	0	1	34		
01	Harris,Amir	g	0-0	0-0	0-0	0	1	1	0	0	0	1	0	0	6		
04	Trueblood,Johnny	g	0-0	0-0	0-0	0	0	0	0	0	0	0	0	0	1		
25	Akenten,Nana	g	0-4	0-1	0-0	1	1	2	2	0	0	0	0	0	8		
33	Costello,Justin	g	0-0	0-0	0-0	0	0	0	0	0	0	0	0	0	1		
34	Thorbjarnarson,Thor	g	1-4	0-0	1-2	3	7	10	2	3	1	1	0	0	17		
45	Heiman,Brady	g	0-0	0-0	0-2	1	1	2	0	0	0	1	0	0	11		
	Team					2	0	2									
	Totals		17-60	4-20	13-20	18	27	45	16	51	7	9	2	4	200		

FG % 1st Half: 7-30 23.3% 2nd half: 10-30 33.3% Game: 17-60 28.3%  
 3FG % 1st Half: 1-8 12.5% 2nd half: 3-12 25.0% Game: 4-20 20.0%  
 FT % 1st Half: 6-10 60.0% 2nd half: 7-10 70.0% Game: 13-20 65.0%

Officials: Lewis Garrison,Kelly Pfeifer,Keith Kimble  
 Technical fouls: Wisconsin-None. Nebraska-None.  
 Attendance: 15739  
 Actual Attendance: 11,482

Score by periods	1st	2nd	Total
Wisconsin	28	34	62
Nebraska	21	30	51

Points	In	Off	2nd	Fast	Bench
WIS	Paint	T/O	Chance	Break	
WIS	24	10	5	0	13
NEB	20	6	7	8	3

Last FG - WIS 2nd-01:28, NEB 2nd-00:30.  
 Largest lead - WIS by 14 1st-07:17, NEB by 3 2nd-15:13.  
 WIS led for 30:54, NEB led for 03:32. Game was tied for 05:34.

Score tied - 6 times.  
 Lead changed - 7 times.

**GAME 22 ILLINOIS 71, NEBRASKA 64**

02/02/19 1:15 pm at Champaign, Ill. (State Farm Center)

**Nebraska 64 • 13-8**

#	Player	Total			3-Ptr			Rebounds			PF	TP	A	TO	Blk	Stl	Min
		FG	FGA	%	FG	FGA	%	Off	Def	Tot							
15	Roby,Isaiah	f	3-11	1-5	2-4	1	7	8	4	9	3	1	1	0	39		
20	Borchardt,Tanner	f	6-9	0-0	0-2	11	7	18	3	12	1	0	0	1	32		
00	Palmer Jr.,James	g	6-20	2-7	8-12	1	7	8	3	22	2	2	0	1	38		
05	Watson Jr.,Glynn	g	3-12	0-6	0-0	1	1	2	5	6	0	1	0	0	30		
12	Allen,Thomas	g	5-12	0-4	1-3	1	2	3	2	11	3	4	1	0	32		
01	Harris,Amir	g	1-1	0-0	0-0	0	0	0	0	2	2	0	0	0	4		
25	Akenten,Nana	g	0-2	0-1	0-0	1	0	1	0	0	1	0	0	0	6		
34	Thorbjarnarson,Thor	g	1-3	0-0	0-0	2	4	6	3	2	3	0	0	0	17		
45	Heiman,Brady	g	0-0	0-0	0-0	0	0	0	0	0	0	0	0	0	2		
	Team					3	1	4									
	Totals		25-70	3-23	11-21	21	29	50	22	64	13	10	2	3	200		

FG % 1st Half: 10-31 32.3% 2nd half: 15-39 38.5% Game: 25-70 35.7%  
 3FG % 1st Half: 3-12 25.0% 2nd half: 0-11 0.0% Game: 3-23 13.0%  
 FT % 1st Half: 6-13 46.2% 2nd half: 5-8 62.5% Game: 11-21 52.4%

**Illinois 71 • 6-15**

#	Player	Total			3-Ptr			Rebounds			PF	TP	A	TO	Blk	Stl	Min
		FG	FGA	%	FG	FGA	%	Off	Def	Tot							
15	Giorgi Bezhaniashvili	f	4-8	0-0	0-4	1	3	4	3	8	0	0	2	0	19		
01	Trent Frazier	g	4-8	3-6	0-2	0	4	4	3	11	2	2	0	0	29		
11	Ayo Dosunmu	g	6-14	1-4	0-0	0	3	3	1	13	2	1	0	1	34		
20	Da'Monte Williams	g	1-3	1-1	0-1	1	3	4	3	1	1	0	0	0	18		
23	Aaron Jordan	g	0-3	0-3	0-2	0	5	5	3	0	1	0	1	1	24		
00	Alan Griffin	g	1-2	1-1	0-0	0	1	1	1	3	0	1	0	0	6		
02	Kipper Nichols	g	7-8	2-3	2-4	2	4	6	2	18	2	2	0	1	29		
05	Tevian Jones	g	1-4	0-2	0-0	1	0	1	0	2	1	0	0	0	14		
10	Andres Feliz	g	3-5	0-0	2-4	0	2	4	8	2	1	0	1	1	18		
12	Adonis De La Rosa	g	0-1	0-0	5-6	1	0	1	3	5	1	2	0	0	9		
	Team					2	3	5									
	Totals		27-56	8-20	9-23	8	28	36	23	71	12	10	3	4	200		

FG % 1st Half: 14-30 46.7% 2nd half: 13-26 50.0% Game: 27-56 48.2%  
 3FG % 1st Half: 6-14 42.9% 2nd half: 2-6 33.3% Game: 8-20 40.0%  
 FT % 1st Half: 4-4 100.0 2nd half: 5-9 55.6% Game: 9-23 39.1%

Officials: Steve McLunkins,Rob Kueneman,Bo Boroski  
 Technical fouls: Nebraska-Watson Jr.,Glynn. Illinois-Andres Feliz.  
 Attendance: 13588

Score by periods	1st	2nd	Total
Nebraska	29	35	64
Illinois	38	33	71

Points	In	Off	2nd	Fast	Bench
NEB	Paint	T/O	Chance	Break	
NEB	40	11	18	16	4
ILL	32	9	16	19	36

Last FG - NEB 2nd-00:37, ILL 2nd-02:32.  
 Largest lead - NEB by 5 1st-12:10, ILL by 15 2nd-16:57.  
 NEB led for 04:34, ILL led for 32:21. Game was tied for 03:05.

Score tied - 3 times.  
 Lead changed - 2 times.

**GAME 23 NO. 24 MARYLAND 60, NEBRASKA 45**

02/06/19 6:00 pm at Lincoln, Neb. (Pinnacle Bank Arena)

**Maryland 60 • 18-6**

#	Player	Total			3-Ptr			Rebounds			PF	TP	A	TO	Blk	Stl	Min
		FG	FGA	%	FG	FGA	%	Off	Def	Tot							
23	Bruno Fernando	f	4-7	0-0	5-6	3	16	19	2	13	2	2	2	0	34		
25	Jalen Smith	f	8-16	1-3	1-3	6	5	11	3	18	1	2	2	0	31		
01	Anthony Cowan	g	2-10	0-4	1-3	1	1	2	3	5	4	1	0	0	34		
05	Eric Ayala	g	2-6	2-4	2-4	0	6	6	1	8	1	1	0	0	28		
11	Darryl Morsell	g	1-5	0-0	0-0	1	2	3	4	2	1	1	0	0	21		
02	Aaron Wiggins	g	2-8	2-6	0-0	0	3	3	2	6	1	0	0	0	25		
10	Serrel Smith Jr.	g	2-5	2-3	0-0	0	3	3	1	6	0	1	0	0	12		
13	Ivan Bender	g	0-0	0-0	0-0	0	0	0	0	0	0	0	0	0	0+		
14	Ricky Lindo Jr.	g	1-1	0-0	0-2	1	5	6	3	2	0	2	0	2	15		
	Team					0	0	0									
	Totals		22-58	7-20	9-18	12	41	53	19	60	10	10	5	2	200		

FG % 1st Half: 12-32 37.5% 2nd half: 10-26 38.5% Game: 22-58 37.9%  
 3FG % 1st Half: 3-11 27.3% 2nd half: 4-9 44.4% Game: 7-20 35.0%  
 FT % 1st Half: 1-3 33.3% 2nd half: 8-15 53.3% Game: 9-18 50.0%

**Nebraska 45 • 13-10**

#	Player	Total			3-Ptr			Rebounds			PF	TP	A	TO	Blk	Stl	Min
		FG	FGA	%	FG	FGA	%	Off	Def	Tot							
15	Roby,Isaiah	f	7-22	2-6	4-8	4											

# 2019-20 NEBRASKA BASKETBALL

## SEASON BOXSCORES

### GAME 25 NEBRASKA 62, MINNESOTA 61

02/13/19 8:00 pm at Lincoln, Neb. (Pinnacle Bank Arena)

Minnesota 61 • 16-9

#	Player	Total		3-Ptr		Rebounds		PF	TP	A	TO	Blk	Stl	Min	
		FG-FGA	FG-FGA	FT-FTA	Off	Def	Off								Def
03	Jordan Murphy	f	8-17	0-1	3-4	5	8	13	3	19	3	3	0	0	34
25	Daniel Otoru	c	7-14	0-0	2-4	1	3	4	3	16	1	2	2	2	35
01	Dupree McBrayer	g	3-7	1-4	0-0	0	1	1	1	7	4	0	0	1	36
05	Amir Coffey	g	4-10	3-5	0-0	0	4	4	4	11	2	2	0	1	39
22	Gabe Kalscheur	g	2-4	2-3	0-0	0	2	2	3	6	1	1	1	0	33
11	Isaiah Washington	g	0-0	0-0	0-0	0	0	0	0	0	0	0	0	0	2
21	Jarvis Omersa	g	0-1	0-1	0-0	0	0	0	0	0	1	0	0	0	6
31	Brock Stull	g	0-0	0-0	0-0	1	0	1	0	0	0	0	0	0	10
35	Matz Stockman	g	1-1	0-0	0-0	0	0	0	0	2	0	1	1	0	5
Team						3	3	6							
Totals			25-54	6-14	5-8	10	21	31	14	61	12	10	4	4	200

FG % 1st Half: 14-28 50.0% 2nd half: 11-26 42.3% Game: 25-54 46.3%  
 3FG % 1st Half: 3-9 33.3% 2nd half: 3-5 60.0% Game: 6-14 42.9%  
 FT % 1st Half: 0-0 0.0% 2nd half: 5-8 62.5% Game: 5-8 62.5%

Nebraska 62 • 14-11

#	Player	Total		3-Ptr		Rebounds		PF	TP	A	TO	Blk	Stl	Min	
		FG-FGA	FG-FGA	FT-FTA	Off	Def	Off								Def
15	Roby,Isaiah	f	3-9	0-1	0-0	0	4	4	3	6	3	5	2	0	37
20	Borchardt,Tanner	f	0-0	0-0	0-0	0	0	0	0	0	1	0	0	0	31
00	Palmer Jr.,James	g	7-10	2-4	8-10	0	3	3	3	24	2	3	0	1	30
05	Watson Jr.,Glynn	g	8-16	2-5	1-3	0	1	1	2	19	1	2	0	0	39
12	Allen,Thomas	g	3-9	1-4	0-0	1	8	9	0	7	3	1	0	1	33
01	Harris,Amir	g	0-1	0-0	0-0	1	2	3	0	0	0	0	1	1	14
34	Thorbjarnarson,Thor	g	1-1	0-0	0-0	0	2	2	0	0	0	1	0	1	6
45	Heiman,Brady	g	2-2	0-0	0-0	0	0	0	3	4	1	0	0	0	10
Team						3	2	5							
Totals			24-48	5-14	9-13	5	22	27	14	62	11	11	4	3	200

FG % 1st Half: 13-25 52.0% 2nd half: 11-23 47.8% Game: 24-48 50.0%  
 3FG % 1st Half: 1-7 14.3% 2nd half: 4-7 57.1% Game: 5-14 35.7%  
 FT % 1st Half: 3-4 75.0% 2nd half: 6-9 66.7% Game: 9-13 69.2%

Officials: Rob Kueneman,Kelly Pfeifer,Lamont Simpson  
 Technical fouls: Minnesota-None. Nebraska-None.  
 Attendance: 15642  
 Actual Attend: 11481

Score by periods	1st	2nd	Total
Minnesota	31	30	61
Nebraska	30	32	62

Last FG - MINN 2nd-00:59, NEB 2nd-04:06.  
 Largest lead - MINN by 11 1st-13:22, NEB by 7 2nd-17:44.  
 MINN led for 18:10, NEB led for 15:10. Game was tied for 06:40.

Points	In	Off	2nd	Fast	Bench
MINN	34	10	10	4	2
NEB	30	12	7	3	6

Score tied - 9 times.  
 Lead changed - 12 times.

### GAME 26 NEBRASKA 59, NORTHWESTERN 50

02/16/19 7:30 pm at Lincoln, Neb. (Pinnacle Bank Arena)

Northwestern 50 • 12-13

#	Player	Total		3-Ptr		Rebounds		PF	TP	A	TO	Blk	Stl	Min	
		FG-FGA	FG-FGA	FT-FTA	Off	Def	Off								Def
04	Vic Law	f	6-15	1-8	2-3	0	4	4	2	15	2	3	1	2	35
05	Dererk Pardon	c	5-12	1-2	2-2	4	8	12	1	13	3	4	0	1	38
25	Barret Benson	c	1-4	0-1	0-0	4	6	10	2	2	0	2	2	0	23
14	Anthony Gaines	g	4-12	2-7	0-0	1	7	8	0	10	1	3	1	1	34
11	Ryan Taylor	g	1-4	0-1	0-0	1	0	1	0	2	1	0	0	0	20
02	Ryan Greer	g	0-0	0-0	0-0	0	1	1	0	0	0	1	0	0	4
10	Miller Kopp	g	1-4	0-2	1-3	0	0	0	0	3	0	0	0	0	15
21	A.J. Turner	g	2-4	1-2	0-0	0	2	2	3	5	1	0	1	0	12
35	Aaron Falzon	g	0-3	0-2	0-0	0	1	1	4	0	0	2	0	0	19
Team						1	2	3							
Totals			20-58	5-25	5-8	11	31	42	14	50	8	15	5	4	200

FG % 1st Half: 10-30 33.3% 2nd half: 10-28 35.7% Game: 20-58 34.5%  
 3FG % 1st Half: 2-12 16.7% 2nd half: 3-13 23.1% Game: 5-25 20.0%  
 FT % 1st Half: 1-2 50.0% 2nd half: 4-6 66.7% Game: 5-8 62.5%

Nebraska 59 • 15-11

#	Player	Total		3-Ptr		Rebounds		PF	TP	A	TO	Blk	Stl	Min	
		FG-FGA	FG-FGA	FT-FTA	Off	Def	Off								Def
15	Roby,Isaiah	f	7-19	3-8	2-3	5	11	16	0	19	2	2	5	2	38
20	Borchardt,Tanner	f	1-3	0-0	0-0	3	2	5	2	2	0	0	0	0	33
00	Palmer Jr.,James	g	3-17	0-6	7-9	2	2	4	3	13	6	1	0	2	37
05	Watson Jr.,Glynn	g	5-12	2-5	0-0	2	4	6	2	12	2	1	0	2	37
12	Allen,Thomas	g	3-9	1-3	2-2	0	4	4	1	9	2	3	1	0	38
01	Harris,Amir	g	1-1	0-0	0-0	0	1	1	1	2	0	0	0	1	7
34	Thorbjarnarson,Thor	g	1-2	0-0	0-0	0	1	1	0	2	1	1	0	1	6
45	Heiman,Brady	g	0-1	0-0	0-0	0	0	0	0	0	0	0	1	0	4
Team						2	2	4							
Totals			21-64	6-22	11-14	14	27	41	9	59	13	8	7	8	200

FG % 1st Half: 10-27 37.0% 2nd half: 11-37 29.7% Game: 21-64 32.8%  
 3FG % 1st Half: 3-11 27.3% 2nd half: 3-11 27.3% Game: 6-22 27.3%  
 FT % 1st Half: 5-8 62.5% 2nd half: 6-6 100.0% Game: 11-14 78.6%

Officials: Brandon Cruz,Chris Beaver,Mike Eades  
 Technical fouls: Northwestern-None. Nebraska-None.  
 Attendance: 15927  
 Actual Attend: 12,743

Score by periods	1st	2nd	Total
Northwestern	23	27	50
Nebraska	28	31	59

Last FG - NU 2nd-00:10, NEB 2nd-00:25.  
 Largest lead - NU by 1 1st-19:06, NEB by 12 2nd-03:52.  
 NU led for 03:51, NEB led for 34:47. Game was tied for 01:22.

Points	In	Off	2nd	Fast	Bench
NU	22	6	7	12	4
NEB	26	16	7	12	8

Score tied - 1 time.  
 Lead changed - 8 times.

### GAME 27 PENN STATE 95, NEBRASKA 71

02/19/19 7:00 p.m. at University Park, Pa. (Bryce Jordan Ctr.)

Nebraska 71 • 15-12, 5-11

#	Player	Total		3-Ptr		Rebounds		PF	TP	A	TO	Blk	Stl	Min	
		FG-FGA	FG-FGA	FT-FTA	Off	Def	Off								Def
15	Roby,Isaiah	f	8-10	1-2	0-1	2	3	5	3	17	1	2	0	1	33
20	Borchardt,Tanner	f	1-1	0-0	0-0	2	2	4	2	0	0	0	0	0	18
00	Palmer Jr.,James	g	7-20	1-4	9-13	2	5	7	4	24	0	2	0	1	35
05	Watson Jr.,Glynn	g	2-10	2-4	0-0	2	2	4	2	6	1	1	0	2	34
12	Allen,Thomas	g	5-10	1-5	0-0	1	1	2	1	11	5	2	0	0	34
01	Harris,Amir	g	2-3	0-0	0-2	0	2	2	2	4	1	1	2	1	23
04	Trueblood,Johnny	g	1-1	0-0	0-0	0	1	1	0	2	0	0	0	0	3
25	Akenten,Nana	g	1-3	1-3	0-0	0	0	0	1	3	0	1	0	0	6
34	Thorbjarnarson,Thor	g	1-1	0-0	0-2	1	0	1	0	2	1	2	0	0	6
45	Heiman,Brady	g	0-0	0-0	0-0	0	0	0	0	0	1	0	0	0	8
Team						2	1	3							
Totals			28-59	6-18	9-18	12	17	29	17	71	10	11	2	5	200

FG % 1st Half: 12-30 40.0% 2nd half: 16-29 55.2% Game: 28-59 47.5%  
 3FG % 1st Half: 0-6 0.0% 2nd half: 6-12 50.0% Game: 6-18 33.3%  
 FT % 1st Half: 1-4 25.0% 2nd half: 8-14 57.1% Game: 9-18 50.0%

Penn St. 95 • 10-16, 3-12

#	Player	Total		3-Ptr		Rebounds		PF	TP	A	TO	Blk	Stl	Min	
		FG-FGA	FG-FGA	FT-FTA	Off	Def	Off								Def
11	Lamar Stevens	f	11-18	2-5	5-6	2	6	8	2	29	1	0	0	1	36
21	John Harrar	f	0-0	0-0	2-2	3	2	5	2	2	1	0	0	1	11
02	Myles Dread	g	3-7	3-5	0-0	0	1	1	2	9	0	0	0	0	27
05	Jamari Wheeler	g	4-7	0-1	1-1	3	1	4	4	9	5	1	0	4	29
23	Josh Reaves	g	4-9	2-6	0-0	1	6	7	2	10	5	1	3	1	36
00	Myreon Jones	g	1-2	1-1	2-2	0	1	1	0	5	0	0	0	0	4
01	Zemgulis, Deivis	g	0-0	0-0	0-0	0	0	0	0	0	0	0	0	0	1
04	Kasatkin, Daniil	g	0-1	0-0	0-0	0	0	0	0	1	0	0	0	0	3
10	McCloskey,														



**GAME 29 NO. 9 MICHIGAN 82, NEBRASKA 53**

02/28/19 7:00 pm at Ann Arbor, Mich. (Crisler Center)

Nebraska 53 • 15-14; 5-13

#	Player	Total			3-Ptr			Rebounds			PF	TP	A	TO	Blk	Stl	Min
		FG	FGA	FT	FTA	FG	FGA	FT	FTA	Off							
15	Roby,Isaiah	f	2-7	0-0	2-2	2	3	5	1	6	0	0	0	0	1	26	
20	Borchardt,Tanner	f	3-4	0-0	1-1	2	3	5	1	7	0	2	0	0	0	28	
00	Palmer Jr.,James	g	3-15	1-4	0-0	1	1	2	1	7	1	0	0	0	3	28	
05	Watson Jr.,Glynn	g	5-14	0-4	0-0	0	4	4	1	10	2	1	0	1	30		
12	Allen,Thomas	g	1-5	0-1	0-0	0	2	2	0	2	1	0	0	0	19		
01	Harris,Amir	g	4-10	0-0	0-1	1	3	4	0	8	1	1	2	2	24		
04	Trueblood,Johnny	g	0-1	0-0	1-2	1	1	2	0	1	0	0	0	0	3		
25	Akenten,Nana	g	5-7	1-2	0-0	2	0	2	4	11	0	0	0	1	10		
33	Costello,Justin	g	0-0	0-0	1-3	0	0	0	0	1	0	1	0	0	3		
34	Thorbjarnarson,Thor	g	0-2	0-1	0-0	0	3	3	2	0	1	0	0	0	19		
45	Heiman,Brady	g	0-2	0-0	0-0	1	0	1	2	0	0	0	1	0	10		
	Team					0	1	1									
	Totals		23-67	2-12	5-9	10	21	31	12	53	6	7	3	8	200		

FG % 1st Half: 10-33 30.3% 2nd half: 13-34 38.2% Game: 23-67 34.3%  
 3FG % 1st Half: 0-8 0.0% 2nd half: 2-4 50.0% Game: 2-12 16.7%  
 FT % 1st Half: 1-2 50.0% 2nd half: 4-7 57.1% Game: 5-9 55.6%

**Michigan 82 • 25-4; 14-4**

#	Player	Total			3-Ptr			Rebounds			PF	TP	A	TO	Blk	Stl	Min
		FG	FGA	FT	FTA	FG	FGA	FT	FTA	Off							
04	Livers,Isaiah	f	4-9	3-6	1-2	0	10	10	1	12	3	3	1	0	33		
13	Brazdekis,Ignas	f	7-13	4-5	2-5	1	6	7	1	20	1	1	0	1	31		
15	Teske,Jon	g	7-10	3-3	5-8	3	7	10	1	22	0	0	1	0	30		
02	Poole,Jordan	g	2-4	1-3	1-1	0	0	0	1	6	5	1	1	1	28		
03	Simpson,Zavier	g	2-2	0-0	0-0	0	6	6	2	4	10	3	0	0	31		
00	DeJulius,David	g	1-4	0-1	0-1	0	4	4	2	2	0	1	0	0	17		
05	Nunez,Adrien	g	0-3	0-3	0-0	0	0	0	0	0	0	0	0	0	3		
11	Castleton,Colin	g	5-7	0-0	1-2	2	1	3	0	11	0	1	1	0	9		
14	Ozuna-Harrison,Rico	g	0-0	0-0	0-0	0	0	0	0	0	0	0	0	0	1		
23	Johns Jr.,Brandon	g	1-1	0-0	0-0	1	1	2	0	2	0	1	0	0	3		
24	Baird,CJ	g	1-1	1-1	0-0	0	0	0	0	3	0	0	0	0	2		
32	Wilson,Luke	g	0-0	0-0	0-0	0	0	0	0	1	0	0	0	0	1		
51	Davis,Austin	g	0-0	0-0	0-0	0	0	0	0	1	0	0	0	0	1		
55	Brooks,Eli	g	0-0	0-0	0-0	0	0	0	0	0	0	1	0	1	10		
	Team					1	0	1									
	Totals		30-54	12-22	10-19	8	35	43	10	82	19	13	4	3	200		

FG % 1st Half: 17-26 65.4% 2nd half: 13-28 46.4% Game: 30-54 55.6%  
 3FG % 1st Half: 6-8 75.0% 2nd half: 6-14 42.9% Game: 12-22 54.5%  
 FT % 1st Half: 3-6 50.0% 2nd half: 7-13 53.8% Game: 10-19 52.6%

Officials: Rob Kueneman,Brian Dorsey,Bor Boroski

Technical fouls: Nebraska-None. Michigan-None.

Attendance: 12707

15th straight sellout

Score by periods	1st	2nd	Total
Nebraska	21	32	53
Michigan	43	39	82

	In	Off	2nd	Fast	Bench
Points	Paint	T/O	Chance	Break	
NEB	28	6	8	6	21
MICH	34	6	14	3	18

Last FG - NEB 2nd-01:09, MICH 2nd-00:28.  
 Largest lead - NEB None, MICH by 31, 2nd-01:24.  
 NEB led for 00:00. MICH led for 39:25. Game was tied for 00:35.

Score tied - 0 times.  
 Lead changed - 0 times.

**GAME 30 NO. 9 MICHIGAN STATE 91, NEBRASKA 82**

03/05/19 7:00 pm at East Lansing, Mich. (Breslin Center)

Nebraska 76 • 15-15

#	Player	Total			3-Ptr			Rebounds			PF	TP	A	TO	Blk	Stl	Min
		FG	FGA	FT	FTA	FG	FGA	FT	FTA	Off							
15	Roby,Isaiah	f	3-8	1-3	3-5	2	7	9	3	10	5	3	2	0	37		
20	Borchardt,Tanner	f	0-2	0-0	4-4	3	1	4	4	2	0	2	0	0	26		
00	Palmer Jr.,James	g	11-24	4-10	2-2	2	2	4	2	30	0	1	0	3	29		
01	Harris,Amir	g	2-6	0-0	0-0	1	4	5	2	4	2	1	0	0	31		
05	Watson Jr.,Glynn	g	9-17	5-10	2-3	0	4	4	2	25	4	2	0	0	38		
04	Trueblood,Johnny	g	0-0	0-0	2-2	1	0	1	0	2	0	0	0	0	1		
25	Akenten,Nana	g	0-3	0-3	1-4	2	1	3	1	1	0	0	0	0	12		
33	Costello,Justin	g	0-0	0-0	0-0	0	0	0	0	0	0	0	0	0	1		
34	Thorbjarnarson,Thor	g	0-1	0-1	0-0	0	0	0	0	0	0	0	0	0	4		
45	Heiman,Brady	g	1-1	0-0	0-0	0	0	0	3	2	0	0	0	0	11		
	Team					2	0	2									
	Totals		26-62	10-27	14-24	13	19	32	17	76	11	9	2	5	200		

FG % 1st Half: 10-32 31.3% 2nd half: 16-30 53.3% Game: 26-62 41.9%  
 3FG % 1st Half: 4-12 33.3% 2nd half: 6-15 40.0% Game: 10-27 37.0%  
 FT % 1st Half: 5-9 55.6% 2nd half: 9-15 60.0% Game: 14-24 58.3%

**Michigan St. 91 • 24-6**

#	Player	Total			3-Ptr			Rebounds			PF	TP	A	TO	Blk	Stl	Min
		FG	FGA	FT	FTA	FG	FGA	FT	FTA	Off							
11	Aaron Henry	f	5-8	1-2	4-4	1	4	5	3	15	3	1	1	0	23		
23	Xavier Tillman	f	4-10	1-2	2-2	2	6	8	2	11	1	2	2	0	29		
25	Kenny Goins	f	8-13	6-9	2-2	3	5	8	3	24	3	0	0	0	28		
05	Cassius Winston	g	4-9	0-3	0-1	1	3	4	1	8	10	3	0	0	31		
20	Matt McQuaid	g	6-7	4-5	6-6	0	5	5	1	22	4	1	0	2	29		
03	Foster Loyer	g	0-1	0-0	0-0	0	0	0	0	1	2	0	0	0	11		
10	Jack Hoiberg	g	0-0	0-0	0-0	0	0	0	0	0	0	0	0	0	1		
13	Gabe Brown	g	1-7	0-3	0-0	2	2	4	1	2	0	0	1	0	22		
14	Brock Washington	g	1-1	0-0	1-1	0	0	0	0	3	0	0	0	0	1		
15	Thomas Kithier	g	3-4	0-0	0-1	1	2	3	6	0	1	0	0	0	19		
30	Marcus Bingham Jr.	g	0-0	0-0	0-0	0	0	0	0	0	0	0	0	0	3		
40	Braden Burke	g	0-0	0-0	0-0	0	0	0	0	0	0	0	0	0	1		
41	Conner George	g	0-0	0-0	0-0	0	1	1	1	0	0	0	0	0	2		
	Team					1	2	3									
	Totals		32-60	12-24	15-17	11	30	41	17	91	22	10	4	3	200		

FG % 1st Half: 16-27 59.3% 2nd half: 16-33 48.5% Game: 32-60 53.3%  
 3FG % 1st Half: 9-14 64.3% 2nd half: 3-10 30.0% Game: 12-24 50.0%  
 FT % 1st Half: 6-6 100.0% 2nd half: 9-11 81.8% Game: 15-17 88.2%

Officials: Rob Riley,Bill Ek,Terry Wymer

Technical fouls: Nebraska-None. Michigan St.-None.

Attendance: 14797

2018-19 Men's Basketball. Round: 0. Michigan St. vs Nebraska. Played at .

Score by periods	1st	2nd	Total
Nebraska	29	47	76
Michigan St.	47	44	91

	In	Off	2nd	Fast	Bench
Points	Paint	T/O	Chance	Break	
NEB	30	15	15	17	5
MSU	32	10	11	19	11

Last FG - NEB 2nd-02:10, MSU 2nd-00:37.  
 Largest lead - NEB by 3 1st-19:32, MSU by 20 2nd-19:20.  
 NEB led for 03:34. MSU led for 34:19. Game was tied for 02:07.

Score tied - 3 times.  
 Lead changed - 5 times.

**GAME 31 NEBRASKA 93, IOWA 91 (OT)**

03/10/19 1:00 pm at Lincoln, Neb. (Pinnacle Bank Arena)

Iowa 91 • 21-9

#	Player	Total			3-Ptr			Rebounds			PF	TP	A	TO	Blk	Stl	Min
		FG	FGA	FT	FTA	FG	FGA	FT	FTA	Off							
55	Luka Garza	f	10-16	0-2	5-6	5	2	7	2	25	1	1	0	0	35		
25	Tyler Cook	c	2-8	0-0	5-11	1	8	9	5	9	4	2	0	1	27		
03	Jordan Bohannon	g	6-12	4-10	4-4	0	3	3	2	20	5	3	0	1	40		
04	Isaiah Moss	g	4-11	2-5	0-0	2	4	6	2	10	2	4	0	1	36		
10	Joe Wieskamp	g	4-10	3-6	3-4	4	4	8	2	14	3	0	0	0	40		
01	Maishe Dailey	g	0-2	0-0	0-0	1	0	1									

# 2019-20 NEBRASKA BASKETBALL

## SEASON BOXSCORES

### GAME 33 NEBRASKA 69, NO. 21 MARYLAND 61

03/14/19 2:00 pm at Chicago, Ill. (United Center)

Nebraska 69 • 18-15

#	Player	Total			3-Ptr			Rebounds			PF	TP	A	TO	Blk	Stl	Min
		FG	FGA	FT	FTA	FG	FGA	FT	FTA	Off							
15	Roby,Isaiah	f	6-17	1-5	2-3	1	5	6	3	15	3	0	3	0	0	37	
20	Borchardt,Tanner	f	1-4	0-0	0-0	5	4	9	4	2	0	1	1	1	25		
00	Palmer Jr.,James	g	8-13	3-6	5-8	0	5	5	1	24	3	1	0	1	40		
05	Watson Jr.,Glynn	g	6-12	3-5	4-6	0	4	4	4	19	3	3	0	1	40		
34	Thorbjarnarson,Thor	g	1-4	0-3	2-2	0	4	4	3	4	1	1	0	5	27		
04	Trueblood,Johnny	g	2-4	1-3	0-0	1	3	4	3	5	2	1	0	0	25		
45	Heiman,Brady	g	0-1	0-0	0-0	1	0	1	3	0	0	0	0	0	6		
	Team					0	0	0									
	Totals		24-55	8-22	13-19	8	25	33	21	69	12	8	4	8	200		

FG % 1st Half: 11-24 45.8% 2nd half: 13-31 41.9% Game: 24-55 43.6%  
 3FG % 1st Half: 4-9 44.4% 2nd half: 4-13 30.8% Game: 8-22 36.4%  
 FT % 1st Half: 6-7 85.7% 2nd half: 7-12 58.3% Game: 13-19 68.4%

Maryland 61 • 22-10

#	Player	Total			3-Ptr			Rebounds			PF	TP	A	TO	Blk	Stl	Min
		FG	FGA	FT	FTA	FG	FGA	FT	FTA	Off							
23	Bruno Fernando	f	1-4	0-0	1-1	0	8	8	1	3	1	3	3	0	0	35	
25	Jalen Smith	f	3-8	0-3	2-2	1	4	5	0	8	0	1	0	0	24		
01	Anthony Cowan	g	4-10	3-7	7-10	1	3	4	4	18	4	3	0	0	34		
05	Eric Ayala	g	2-5	1-3	7-7	1	3	4	2	12	2	1	1	0	35		
11	Darryl Morsell	g	6-13	1-3	1-1	0	3	3	3	14	5	1	0	2	33		
02	Aaron Wiggins	g	2-7	1-4	1-2	1	1	2	4	6	1	0	1	1	23		
10	Serrel Smith Jr.	g	0-3	0-0	0-0	1	0	1	0	0	0	0	0	0	9		
13	Ivan Bender	g	0-0	0-0	0-0	0	0	0	0	0	0	0	0	0	2		
14	Ricky Lindo Jr.	g	0-0	0-0	0-0	0	2	2	2	0	0	0	0	1	5		
	Team					2	2	4									
	Totals		18-50	6-20	19-23	7	26	33	16	61	13	11	5	4	200		

FG % 1st Half: 7-24 29.2% 2nd half: 11-26 42.3% Game: 18-50 36.0%  
 3FG % 1st Half: 2-9 22.2% 2nd half: 4-11 36.4% Game: 6-20 30.0%  
 FT % 1st Half: 4-5 80.0% 2nd half: 15-18 83.3% Game: 19-23 82.6%

Officials: Rob Kueneman,Steve McLunkins,Terry Wyrmer  
 Technical fouls: Nebraska-None. Maryland-TEAM.  
 Attendance: 16207  
 2018-19 Men's Basketball. Round: 0. Maryland vs Nebraska. Played at .

Score by periods	1st	2nd	Total	In	Off	2nd	Fast	Bench
Nebraska	32	37	69	30	9	9	4	5
Maryland	20	41	61	22	4	3	17	6

Last FG - NEB 2nd-00:55, UMD 2nd-00:46.  
 Largest lead - NEB by 14 2nd-19:06, UMD by 3 1st-16:31.  
 NEB led for 33:31. UMD led for 02:18. Game was tied for 04:11.

### GAME 34 NO. 19 WISCONSIN 66, NEBRASKA 62

03/15/19 2:00 pm at Chicago, Ill. (United Center)

Nebraska 62 • 18-16

#	Player	Total			3-Ptr			Rebounds			PF	TP	A	TO	Blk	Stl	Min
		FG	FGA	FT	FTA	FG	FGA	FT	FTA	Off							
15	Roby,Isaiah	f	4-11	1-3	4-5	1	5	6	2	13	2	5	4	3	40		
20	Borchardt,Tanner	f	1-1	0-0	0-0	2	1	3	2	2	0	0	0	0	22		
00	Palmer Jr.,James	g	6-21	1-7	2-2	1	1	2	4	15	2	2	0	4	40		
05	Watson Jr.,Glynn	g	9-21	5-14	0-1	0	5	5	3	23	3	1	2	1	40		
34	Thorbjarnarson,Thor	g	2-5	1-3	0-0	1	1	2	1	5	0	1	1	1	30		
04	Trueblood,Johnny	g	2-4	0-1	0-0	3	1	4	2	4	0	0	0	1	28		
	Team					6	2	8									
	Totals		24-63	8-28	6-8	14	16	30	14	62	7	10	7	10	200		

FG % 1st Half: 12-27 44.4% 2nd half: 12-36 33.3% Game: 24-63 38.1%  
 3FG % 1st Half: 3-10 30.0% 2nd half: 5-18 27.8% Game: 8-28 28.6%  
 FT % 1st Half: 2-3 66.7% 2nd half: 4-5 80.0% Game: 6-8 75.0%

Wisconsin 66 • 23-9

#	Player	Total			3-Ptr			Rebounds			PF	TP	A	TO	Blk	Stl	Min
		FG	FGA	FT	FTA	FG	FGA	FT	FTA	Off							
22	Ethan Happ	f	2-4	0-0	0-0	2	5	7	0	4	4	7	2	0	20		
35	Nate Reuvers	f	6-9	2-2	0-0	1	5	6	3	14	3	2	0	0	30		
00	D'Mitrik Trice	g	2-5	2-4	2-2	0	0	2	8	4	1	0	2	29			
21	Khalil Iverson	g	6-10	0-0	0-2	1	1	2	2	14	3	2	0	1	28		
34	Brad Davison	g	2-10	1-5	6-6	0	4	4	1	11	1	1	0	0	31		
01	Brevin Pritzl	g	1-4	0-3	0-1	1	4	5	1	2	0	0	0	0	21		
02	Aleem Ford	g	4-7	2-5	1-1	1	5	6	3	11	1	1	1	0	30		
23	Kobe King	g	1-1	0-0	0-0	1	0	1	0	2	1	0	0	0	11		
	Team					2	3	5									
	Totals		24-50	7-19	11-12	9	27	36	12	66	17	17	5	3	200		

FG % 1st Half: 13-23 56.5% 2nd half: 11-27 40.7% Game: 24-50 48.0%  
 3FG % 1st Half: 3-7 42.9% 2nd half: 4-12 33.3% Game: 7-19 36.8%  
 FT % 1st Half: 5-5 100.0% 2nd half: 6-7 85.7% Game: 11-12 91.7%

Officials: Bill Ek,Kelly Pfeifer,D.J. Carstensen  
 Technical fouls: Nebraska-TEAM. Wisconsin-None.  
 Attendance: 17369  
 2018-19 Men's Basketball. Round: 0. Nebraska vs Wisconsin. Played at .

Score by periods	1st	2nd	Total	In	Off	2nd	Fast	Bench
Nebraska	29	33	62	26	14	12	11	4
Wisconsin	34	32	66	26	13	13	11	15

Last FG - NEB 2nd-00:00, WIS 2nd-00:58.  
 Largest lead - NEB by 1 2nd-10:18, WIS by 13 1st-12:01.  
 NEB led for 01:06. WIS led for 38:11. Game was tied for 00:22.

### GAME 35 NEBRASKA 80, BUTLER 76 (NIT FIRST ROUND)

03/20/19 8:00 pm at Lincoln, Neb. (Pinnacle Bank Arena)

Butler 76 • 16-17

#	Player	Total			3-Ptr			Rebounds			PF	TP	A	TO	Blk	Stl	Min
		FG	FGA	FT	FTA	FG	FGA	FT	FTA	Off							
22	Sean McDermott	f	5-9	4-6	0-0	2	5	7	4	14	0	0	0	0	28		
51	Nate Fowler	c	4-8	1-2	0-1	2	2	4	3	9	0	1	0	1	22		
02	Aaron Thompson	g	4-6	0-2	3-3	0	4	4	4	11	12	1	1	2	36		
03	Kamar Baldwin	g	3-8	2-5	1-2	0	2	2	3	9	1	2	0	0	29		
05	Paul Jorgensen	g	4-10	3-5	1-1	0	2	2	1	12	2	1	0	1	29		
01	Jordan Tucker	g	3-6	2-4	3-3	0	2	2	3	11	1	1	0	0	20		
20	Henry Baddley	g	0-1	0-1	0-0	0	0	0	1	0	0	0	0	0	5		
25	Christian David	g	1-4	0-3	2-2	2	0	2	3	4	0	1	0	0	13		
33	Bryce Golden	g	1-3	0-0	0-0	1	0	1	0	2	0	0	0	0	8		
50	Joey Brunk	g	1-2	0-0	2-4	1	0	1	4	4	0	0	0	0	10		
	Team					0	1	1									
	Totals		26-57	12-28	12-16	8	18	26	23	76	16	8	1	5	200		

FG % 1st Half: 11-25 44.0% 2nd half: 15-32 46.9% Game: 26-57 45.6%  
 3FG % 1st Half: 8-16 50.0% 2nd half: 4-12 33.3% Game: 12-28 42.9%  
 FT % 1st Half: 0-3 0.0% 2nd half: 12-13 92.3% Game: 12-16 75.0%

Nebraska 80 • 19-16

#	Player	Total			3-Ptr			Rebounds			PF	TP	A	TO	Blk	Stl	Min
		FG	FGA	FT	FTA	FG	FGA	FT	FTA	Off							
15	Roby,Isaiah	f	9-12	1-2	9-10	2	6	8	3	28	2	3	1	2	40		
20	Borchardt,Tanner	f	3-5	0-0	0-0	4	3	7	4	6	0	0	1	0	32		
00	Palmer Jr.,James	g	7-18	1-5	8-10	2	3	5	1	23	3	4	0	0	40		
05	Watson Jr.,Glynn	g	4-8	3-5	6-6	0	3	3	1	17	4	0	0	1	40		
34	Thorbjarnarson,Thor	g	0-3	0-2	0-0	0	3	3	2	0	4	0	0	3	17		
04	Trueblood,Johnny	g	3-6	0-2	0-1	3	4	7	3	6	5	1	0	0	31		
	Team					0	3	3									
	Totals		26-52	5-16	23-27	11	25	36	14	80	18	8	2	6	200		

FG % 1st Half: 11-29 37.9% 2nd half: 15-23 65.2% Game: 26-52 50.0%  
 3FG % 1st Half: 3-12 25.0% 2nd half: 2-4 50.0% Game: 5-16 31.3%  
 FT % 1st Half: 6-7 85.7% 2nd half: 17-20 85.0% Game: 23-27 85.2%

Officials: Chad Barlow,Lewis Garrison,Paul Zelic  
 Technical fouls: Butler-Aaron Thompson. Nebraska-Borchardt,Tanner; Watson Jr.,Glynn.  
 Attendance: 10103  
 NIT First Round

Score by periods	1st	2nd	Total	In	Off	2nd	Fast	Bench
Butler	30	46	76	28	8	17	0	23
Nebraska	31	49	80	48	7	14	6	6

Last FG - BUTLER 0T-01:15, NEB 0T-00:10.  
 Largest lead - BUTLER by 12 1st-15:17,

# RECORDS



DAVE  
HOPPEN



CAREER POINTS (TOP 60 SCORERS)

No.	Player, Seasons	G	FG-FGA (Pct.)	FT-FTA (Pct.)	Points (3pt.)	Avg.
1.	Dave Hoppen, 1983-84-85-86	111	804-1,341 (.600)	559-724 (.772)	2,167	19.5
2.	Eric Piatkowski, 1991-92-93-94	123	676-1,436 (.471)	380-489 (.777)	1,934 (202)	15.7
3.	Jerry Fort, 1973-74-75-76	105	777-1,793 (.433)	328-486 (.675)	1,882	17.9
4.	Andre Smith, 1978-79-80-81	114	673-1,148 (.586)	371-562 (.660)	1,717	15.1
5.	Aleks Maric, 2005-06-07-08	121	589-1,102 (.534)	448-679 (.660)	1,630 (4)	13.5
	Shavon Shields, 2013-14-15	121	562-1,236 (.455)	429-565 (.759)	1,630 (77)	13.5
7.	Jaron Boone, 1993-94-95-96	127	575-1,327 (.433)	274-387 (.708)	1,609 (184)	12.7
8.	Erick Strickland, 1993-94-95-96	127	535-1,219 (.439)	337-434 (.776)	1,586 (179)	12.5
9.	Tyronn Lue, 1996-97-98	99	560-1,255 (.446)	313-395 (.788)	1,577 (145)	15.9
10.	Cookie Belcher, 1997-98-99-2000-01	131	576-1,291 (.446)	255-400 (.638)	1,552 (146)	11.9
11.	Glynn Watson Jr., 2016-17-18-19	134	557-1,417 (.393)	234-295 (.793)	1,532 (184)	11.4
12.	Rich King, 1988-89-90-91	124	564-1,000 (.564)	345-510 (.676)	1,475 (2)	11.9
13.	Venson Hamilton, 1996-97-98-99	129	528-1,002 (.527)	360-590 (.610)	1,416	11.0
14.	Carl McPipe, 1976-77-78-79	104	546-1,126 (.485)	208-317 (.656)	1,300	12.5
15.	Tom Baack, 1966-67-68	75	526-1,138 (.462)	247-297 (.832)	1,299	17.3
16.	James Palmer Jr., 2018-19	69	394-986 (.400)	378-503 (.751)	1,276	18.5
17.	Stuart Lantz, 1966-67-68	75	488-1,007 (.485)	293-395 (.742)	1,269	16.9
18.	Chuck Jura, 1970-71-72	77	500-910 (.549)	255-427 (.597)	1,255	16.3
19.	Larry Florence, 1997-98-99-2000	123	496-1,150 (.431)	220-325 (.677)	1,223 (11)	9.9
20.	Jack Moore, 1979-80-81-82	105	379-830 (.457)	446-495 (.901)	1,204	11.5
21.	Brian Carr, 1984-85-86-87	123	447-942 (.475)	230-287 (.801)	1,182 (58)	9.6
22.	Brian Banks, 1976-77-78-79	110	471-986 (.478)	208-298 (.698)	1,150	10.5
23.	Terran Petteway, 2014-15	63	398-979 (.410)	307-410 (.749)	1,143 (116)	18.1
24.	Marvin Stewart, 1969-70-71	66	435-921 (.472)	268-359 (.747)	1,138	17.2
25.	Clifford Scales, 1988-89-90-91	123	441-902 (.489)	209-272 (.768)	1,136 (45)	9.2
	Carl Hayes, 1990-91-92	90	439-945 (.465)	221-360 (.614)	1,136 (37)	12.6
27.	Ryan Anderson, 2007-08-09-10	122	390-888 (.439)	160-213 (.751)	1,125 (185)	9.2
28.	Tai Webster, 2014-15-16-17	127	382-922 (.414)	273-382 (.715)	1,116 (79)	8.8
29.	Cary Cochran, 1999-2000-01-02	119	333-800 (.416)	147-164 (.896)	1,081 (268)	9.1
30.	Herschell Turner, 1958-59-60	72	371-898 (.413)	314-474 (.662)	1,056	14.7
31.	Mikki Moore, 1994-95-96-97	114	374-676 (.553)	235-359 (.655)	986 (3)	8.6
32.	Beau Reid, 1988-89-90-91	102	320-775 (.413)	250-337 (.742)	976 (86)	9.6
33.	Bob Siegel, 1974-75-76-77	101	405-973 (.416)	160-232 (.690)	970	9.6
34.	Tom Scantlebury, 1968-69-70	75	369-835 (.442)	227-303 (.749)	965	12.9
35.	Nate Branch, 1965-66-67	75	367-871 (.421)	224-320 (.700)	958	12.8
36.	Terrance Badgett, 1993-94-95-96	127	395-764 (.517)	141-229 (.616)	953 (22)	7.5
37.	Jamar Johnson, 1992-93-94	87	333-723 (.461)	166-210 (.790)	927 (95)	10.7
38.	Jason Dourisseau, 2003-04-05-06	117	330-726 (.455)	214-380 (.563)	912 (38)	7.8
39.	Jake Muhleisen, 2002-03-04-05	100	319-751 (.425)	178-241 (.739)	911 (95)	9.1
40.	John Turek, 2002-03-04-05	115	352-779 (.452)	194-358 (.545)	901 (2)	7.8
41.	Brandon Ubel, 2010-11-12-13	125	312-646 (.480)	240-299 (.803)	893 (29)	7.1
42.	Rex Ekwall, 1955-56-57	65	296-690 (.429)	288-394 (.731)	880	13.5
43.	Bruce Chubick, 1991-92-93-94	119	303-540 (.561)	264-400 (.660)	878 (8)	7.4
44.	Sek Henry, 2007-08-09-10	128	296-719 (.412)	185-284 (.651)	872 (95)	6.8
45.	Grant Simmons, 1964-65-66	74	305-709 (.430)	239-350 (.683)	849	11.5
46.	Dapreis Owens, 1989-90-91-92	117	329-679 (.484)	187-302 (.619)	845	7.2
47.	Bob Gratopp, 1968-69-70	76	255-608 (.419)	316-400 (.790)	826	10.9
48.	Jim Buchanan, 1950-51-52	69	345-942 (.366)	131-203 (.645)	821	11.9
49.	Bill Johnson, 1952-53-54	65	264-652 (.405)	286-484 (.591)	814	12.5
	Claude Retherford, 1947-48-49	74	318-1,090 (.292)	178-283 (.629)	814	11.0
51.	Bernard Day, 1986-87	63	309-567 (.545)	184-264 (.697)	802	12.7
52.	Brandon Richardson, 2009-12	119	238-569 (.418)	230-278 (.827)	794 (88)	6.7
53.	Ray Gallegos, 2010-14	118	292-816 (.358)	49-79 (.620)	791 (158)	6.7
54.	Isaiah Roby, 2017-18-19	97	280-588 (.476)	177-252 (.702)	786 (49)	8.1
55.	Stan Cloudy, 1983-84	62	347-672 (.516)	81-119 (.681)	775	12.5
56.	Bus Whitehead, 1948-49-50	72	275-831 (.331)	215-314 (.685)	765	10.6
57.	Jorge Brian Diaz, 2010-12	81	340-655 (.519)	85-157 (.541)	765	9.4
58.	Nate Johnson, 2003-04	58	263-606 (.434)	186-234 (.795)	762 (50)	13.1
59.	Fred Seger, 1952-53-54	65	263-724 (.363)	236-360 (.656)	762	11.7
60.	Toney McCray, 2009-12	95	291-644 (.451)	97-148 (.655)	759 (80)	9.0

\*Records kept only since 1948. NOTE: Year listed is for the second half of the season played, i.e., 82 would be for the 1981-82 season.  
 ( ) Number in parenthesis following point total indicates number of career 3-point field goals made.

SINGLE-GAME POINTS (all games over 30 points)

No.	Player	Opponent (Date)	Points
1.	Eric Piatkowski	vs. Oklahoma (3/11/94)	42
2.	Aleks Maric	Kansas State (2/13/07)	41
3.	Rich King	Northern Illinois (2/18/91)	40
	Jerry Fort	Missouri (2/22/75)	40
5.	Tom Russell	Kansas (2/21/62)	38
6.	Aleks Maric	at Iowa State (2/15/06)	37
7.	Aleks Maric	Iowa State (2/28/07)	36
	Tyronn Lue	Virginia (12/27/97)	36
	W.W. Walsh	Crete (1906-07)	36
10.	Andrew White III	Penn State (2/13/16)	35
	Shavon Shields	Omaha (11/25/14)	35
	Terran Petteway	Minnesota (1/26/14)	35
	Eric Piatkowski	Texas (11/28/93)	35
	Dave Hoppen	Southern Colo. (11/29/84)	35
	Herschell Turner	vs. Missouri (12/30/59)	35
16.	James Palmer Jr.	vs. Rutgers (3/13/19)	34
	James Palmer Jr.	at Ohio State (1/22/18)	34
	Glynn Watson Jr.	Iowa (1/5/17)	34
	Tyronn Lue	Western Illinois (11/19/97)	34
	Andre Smith	E. Washington (12/3/79)	34
	Jerry Fort	at Kansas State (1/17/76)	34
	Chuck Jura	at Oklahoma St. (1/26/72)	34
	Bill Johnson	Missouri (1/18/54)	34
	W.E. Anderson	Kansas (3/2/1900)	34
25.	Shavon Shields	Illinois (2/12/14)	33
	Eric Piatkowski	Kansas (2/23/94)	33
	Dave Hoppen	at Oklahoma St. (1/19/85)	33
	Dave Hoppen	vs. Calif.-Irvine (12/28/84)	33
	Andre Smith	Wisconsin-Oshkosh (1/4/80)	33
	Andre Smith	Ala.-Birmingham (12/22/79)	33
	Jerry Fort	Missouri (2/16/74)	33
	Chuck Jura	Kansas (2/19/72)	33
	Marvin Stewart	Nevada (12/14/70)	33
	Tom Baack	vs. Marshall (3/13/67)	33
	Fred Hare	at Texas (12/18/64)	33
36.	Shavon Shields	Purdue (3/1/16)	32
	Terran Petteway	Michigan State (1/24/15)	32
	Aleks Maric	Missouri (2/13/08)	32
	Eric Piatkowski	Oklahoma State (3/2/94)	32
	Dave Hoppen	at Montana St. (12/14/85)	32
	Dave Hoppen	at Oklahoma (2/6/85)	32
	Dave Hoppen	at Colorado State (1/12/85)	32
	Jerry Fort	Oklahoma (2/12/75)	32
	Marvin Stewart	Iowa State (1/16/71)	32
	Marvin Stewart	Iowa State (2/15/69)	32
46.	Aleks Maric	Missouri (2/24/07)	31
	Tyronn Lue	at Colorado (2/21/98)	31
	Jaron Boone	at Colorado (2/8/95)	31
	Rich King	Harvard (12/1/89)	31
	Eric Johnson	Creighton (11/26/88)	31
	Jerry Fort	vs. Oklahoma St. (12/28/73)	31
	Harold Cebrun	Wyoming (12/2/63)	31
	Herschell Turner	at Missouri (3/2/59)	31
54.	James Palmer Jr.	at Michigan State (3/5/19)	30
	James Palmer Jr.	Creighton (12/8/19)	30
	Isaac Copeland Jr.	North Dakota (11/19/17)	30
	Andrew White III	Abilene Christian (12/5/15)	30
	Terran Petteway	vs. UMass (11/21/13)	30
	Ray Gallegos	at Minnesota (1/29/13)	30
	Aleks Maric	IPFW (11/26/07)	30
	Tyronn Lue	Colorado (1/11/98)	30
	Tyronn Lue	at Iowa State (2/22/97)	30
	Tyronn Lue	at Oklahoma (1/25/97)	30
	Tyronn Lue	vs. Oregon (11/25/95)	30
	Jaron Boone	vs. Oregon (11/25/95)	30
	Dapreis Owens	E. Washington (12/21/91)	30
	Eric Johnson	Michigan State (11/30/89)	30
	Dave Hoppen	South Dakota (12/1/84)	30
	Andre Smith	vs. Michigan (3/6/80)	30
	Lee Harris	Texas Christian (12/11/72)	30
	Marvin Stewart	at Missouri (2/27/71)	30
	Charlie Jones	at Texas Tech (12/1/62)	30
	Herschell Turner	Detroit (1/31/59)	30
	Herschell Turner	vs. Oklahoma St. (12/27/58)	30
	Don Weber	vs. Kansas State (12/28/53)	30

SINGLE-GAME POINTS, FRESHMAN

No.	Player	Points	Opponent	Date	No.	Player	Points	Opponent	Date
1.	Tyronn Lue	30	vs. Oregon	11/25/95					
2.	Shavon Shields	29	at Penn State	1/19/13	7.	Joe McCray	26	Iowa State	2/8/05
3.	Ryan Anderson	29	at Hawaii	12/22/06		Bob Siegel	26	Iowa State	2/5/74
4.	Jamel White	28	Missouri	1/28/06	10.	Christian Standhardinger	25	at Iowa State	2/24/10
	Erick Strickland	28	Missouri	1/30/93		Dave Hoppen	25	Iowa State	2/19/83
6.	Dave Hoppen	27	Kansas State	1/26/83					

**POINTS - GAME**

**Overall:**  
 42, Eric Piatkowski, vs. Oklahoma,  
 at Kansas City, March 11, 1994 (B8T)

**At Home:**  
 41, Aleks Maric, vs. Kansas State, Feb. 13, 2007

**Away:**  
 37, Aleks Maric, at Iowa State, Feb. 15, 2006

**Neutral:**  
 42, Eric Piatkowski, vs. Oklahoma,  
 at Kansas City, March 11, 1994 (B8T)

**Half:**  
 27, James Palmer Jr. vs. Rutgers (B1G), March 13, 2019 (2nd)

**Losing Effort:**  
 38, Tom Russell, vs. Kansas, Feb. 21, 1962

**Freshman:**  
 30, Tyronn Lue, vs. Oregon, Nov. 25, 1995

**Sophomore:**  
 37, Aleks Maric, at Iowa State, Feb. 15, 2006

**Junior:**  
 41, Aleks Maric, vs. Kansas State, Feb. 13, 2007

**Senior:**  
 42, Eric Piatkowski, vs. Oklahoma,  
 at Kansas City, March 11, 1994 (B8T)

**Two Players:**  
 65, Eric Piatkowski (42) and Bruce Chubick (23),  
 vs. Oklahoma, at Kansas City,  
 March 11, 1994 (B8T)

**By Opponent:**  
 46, Wilt Chamberlain, at Kansas, Feb. 8, 1958  
 46, Joe Scott, at Missouri, March 6, 1961  
 46, George Stone, Marshall, March 13, 1967 (NIT)

**By Opponent, Half:**  
 28, Jim McKean, Washington St., Dec. 12, 1966

**By Opponent, Two Players:**  
 70, George Stone (46) and Danny D'Antoni (24),  
 Marshall, March 13, 1967 (NIT)

**Overall:**  
 708, James Palmer Jr., 2018-19 (36 games)

**Conference:**  
 372, James Palmer Jr., 2018-19 (20 games)

**Average:**  
 23.5, Dave Hoppen, 1984-85 (704 in 30 games)

**Conference Average:**  
 23.0, Dave Hoppen, 1984-85 (322 in 14 games)

**Freshman:**  
 445, Dave Hoppen, 1982-83 (32 games)

**Sophomore:**  
 603, Tyronn Lue, 1996-97 (32 games)

**Junior:**  
 704, Dave Hoppen, 1984-85 (30 games)

**Senior:**  
 708, James Palmer Jr., 2018-19 (36 games)

**20-Point-or-Better Scoring Games:**  
 21, Dave Hoppen, 1984-85

**Consecutive 20-Point-or-Better Scoring Games:**  
 10, Dave Hoppen, 1984-85

**Consecutive Double-Figure Scoring Games by a Freshman:**  
 9, Joe McCray, Dec. 18, 2004 to Jan. 22, 2005  
 and Feb. 8 to March 10, 2005

**POINTS - CAREER**

**Overall:**  
 2,167, Dave Hoppen, 1983-86 (111 games)

**Conference:**  
 1,055, Jerry Fort, 1973-76 (56 games)

**Average:**  
 19.5, Dave Hoppen, 1983-86  
 (2,167 in 111 games)

**Conference Average:**  
 20.3, Dave Hoppen, 1983-86  
 (975 in 48 games)

**20-Point-or-Better Scoring Games:**  
 56, Dave Hoppen, 1983-86

**Consecutive Games in Double Figures:**  
 84, Dave Hoppen, March 11, 1983 to Feb. 1, 1986

**FIELD GOALS - GAME**

**Made:**  
 16, Marvin Stewart, vs. Nevada,  
 Dec. 14, 1970 (24 attempts)

**Conference Made:**  
 15, Aleks Maric, vs. Iowa State, Feb. 28, 2007  
 15, Jerry Fort, three times

**Attempted:**  
 34, by several players

**No Misses:**  
 9, Chuck Jura, vs. Iowa, Dec. 5, 1970  
 9, Dave Hoppen, vs. S. Illinois, Nov. 26, 1985  
 9, Venson Hamilton, vs. Iowa St., Feb. 3, 1996  
 9, Mikki Moore at Nevada, March 18, 1997 (NIT)  
 9, Ade Dagunduro vs. UMBC, Dec. 23, 2008

**No Misses, Conference Game:**  
 9, Venson Hamilton, vs. Iowa St., Feb. 3, 1996

**Consecutive Made (Multiple Games):**  
 15, Ade Dagunduro, Dec. 20 to Dec. 30, 2008 (3 games)

**Opponent Made:**  
 20, George Stone, Marshall,  
 March 13, 1967 (NIT, 38 attempts)

**Opponent Attempted:**  
 38, George Stone, Marshall,  
 March 13, 1967 (NIT, 20 made)

**Opponent Made, No Misses:**  
 11, Lanny Van Eman, at Wichita St., Dec. 4, 1961

**FIELD GOALS - SEASON**

**Made:**  
 270, Dave Hoppen, 1984-85 (418 attempts)

**Conference Made:**  
 132, Jerry Fort, 1974-75 (294 attempts)

**Attempted:**  
 547, Tyronn Lue, 1997-98 (240 made)

**Conference Attempted:**  
 294, Jerry Fort, 1974-75 (132 made)

**Percentage\*:**  
 .672, Larry Cox, 1975-76 (133-198)

**Conference Percentage\*:**  
 .648, Dave Hoppen, 1984-85 (127-196)

**Freshman Percentage:**  
 .563, Mike Naderer, 1977-78 (63-112)

\*Minimum 5 attempts per team game

**FIELD GOALS - CAREER**

**Made:**  
 804, Dave Hoppen, 1983-86 (1,341 attempts)

**Conference Made:**  
 438, Jerry Fort, 1973-76 (1,018 attempts)

**Attempted:**  
 1,793, Jerry Fort, 1973-76 (777 made)

**Conference Attempted:**  
 1,018, Jerry Fort, 1973-76 (438 made)

**Percentage\*:**  
 .625, Larry Cox, 1974-76 (270-432)

**Conference Percentage\*\*:**  
 .619, Larry Cox, 1974-76 (159-257)

\*Minimum 400 attempts; \*\*Minimum 200 attempts

**3-PT. FIELD GOALS - GAME**

**Made:**  
 8, Cary Cochran, vs. Baylor, Feb. 27, 2002 (13 att.)

**Conference Made:**  
 8, Cary Cochran, vs. Baylor, Feb. 27, 2002 (13 att.)

**Attempted:**  
 16, Ray Gallegos, at Michigan, Jan. 9, 2013 (4 made)

**Percentage\*:**  
 1.000, Ryan Anderson (5-5),  
 at Rutgers, Dec. 2, 2006  
 1.000, Brian Conklin (5-5),  
 vs. Missouri, Feb. 7, 2004  
 1.000, Cary Cochran (5-5),  
 at Missouri, Jan. 6, 2001



Nebraska's all-time leading scorer and the only player in school history with more than 2,000 career points, Dave Hoppen was the first Husker player to have his jersey (42) retired.

**Conference Percentage\*:**

- 1.000, Brian Conklin (5-5), vs. Missouri, Feb. 7, 2004
- 1.000, Cary Cochran (5-5), at Missouri, Jan. 6, 2001

**Opponent Made:**

- 8, Obi Muonelo, Oklahoma State, March 5, 2007 (11 att.)
- 8, Josh Carter, Texas A&M, Feb. 10, 2007 (11 att.)
- 8, Devin Brown, UT-San Antonio, Nov. 28, 2001 (13 att.)
- 8, Eric Martin, at Oklahoma, Jan. 20, 1999 (10 att.)
- 8, Jerald Brown, Texas A&M, Jan. 11, 1997 (10 att.)
- 8, Randy Rutherford, Oklahoma State, Feb. 1, 1995 (14 att.)
- 8, Dave Sieger, at Oklahoma, Feb. 21, 1987 (13 att.)

**Opponent Attempted:**

- 17, Dominick Young, at Fresno State, March 22, 1996 (5 made)

**Opponent, No Misses:**

- 6, Craig Michaelis, at Miami (Ohio), Nov. 27, 1989

\*Minimum 5 attempts

**3-PT. FIELD GOALS - SEASON**

**Made:**

- 89, Cary Cochran, 2001-02 (207 att.)

**Conference Made:**

- 53, Cary Cochran, 2001-02 (121 att.)

**Freshman Made:**

- 80, Joe McCray, 2004-05 (226 att.)

**Attempted:**

- 271, Ray Gallegos, 2012-13 (83 made)

**Conference Attempted:**

- 166, Ray Gallegos, 2012-03 (49 made)

**Percentage\*:**

- .559, Brian Conklin, 2003-04 (66-118)

**Conference Percentage\*:**

- .617, Brian Conklin, 2003-04 (37-60)

**Freshman Percentage\*:**

- .463, Jay-R Strowbridge, 2006-07 (25-54)

**Consecutive Games 3-Point Goal Scored:**

- 35, Cary Cochran, Dec. 20, 2000 to Jan. 5, 2002

\*Minimum 1.5 attempts per team game

**3-PT. FIELD GOALS - CAREER**

**Made:**

- 268, Cary Cochran, 1999-02 (630 att.)

**Conference Made:**

- 156, Cary Cochran, 1999-02 (356 att.)

**Attempted:**

- 630, Cary Cochran, 1999-02 (268 made)

**Conference Attempted:**

- 356, Cary Cochran, 1999-02 (156 made)

**Percentage:**

- .431, Brian Conklin, 2001-04 (173-401)

**Conference Percentage:**

- .463, Henry T. Buchanan, 1987-88 (38-82)

**FREE THROWS - GAME**

**Made:**

- 18, David Ponce, at Creighton, Dec. 4, 1982 (19 att.)

**Conference Made:**

- 16, Tom Russell, vs. Kansas, Feb. 21, 1962 (17 att.)

**Attempted:**

- 25, Aleks Maric, vs. Kansas State, Feb. 13, 2007 (15 made)

**Conference Attempted:**

- 25, Aleks Maric, vs. Kansas State, Feb. 13, 2007 (15 made)

**No Misses:**

- 15, Shavon Shields, vs. Illinois, Feb. 12, 2014
- 15, Jack Moore, vs. Oklahoma St., Feb. 10, 1982

**Opponent Made:**

- 18, Wilt Chamberlain, at Kansas, Feb. 8, 1958 (23 att.)

**Opponent Attempted:**

- 23, Wilt Chamberlain, at Kansas, Feb. 8, 1958 (18 made)

**Opponent Made, No Misses:**

- 15, John Crawford, Iowa State, at Kansas City Dec. 29, 1956 (Holiday Tournament)
- 15, Kyle Randall, Central Michigan, Dec. 22, 2012

**FREE THROWS - SEASON**

**Made:**

- 215, James Palmer Jr., 2018-19 (282 att.)

**Conference Made:**

- 119, James Palmer Jr., 2018-19 (159 att.)

**Attempted:**

- 282, James Palmer Jr., 2018-19 (215 made)

**Conference Attempted:**

- 159, James Palmer Jr., 2018-19 (119 made)

**Percentage\*:**

- .939, Jack Moore, 1981-82 (123-131)

**Conference Percentage\*:**

- .938, Jack Moore, 1981-82 (60-64)

**Freshman Percentage\*:**

- .837, Eric Piatkowski, 1990-91 (72-86)

**Consecutive Made:**

- 39, Jack Moore, Jan. 27 to Feb. 15, 1982

\*Minimum 2 attempts per team game

**FREE THROWS - CAREER**

**Made:**

- 559, Dave Hoppen, 1983-86 (724 att.)

**Conference Made:**

- 267, Dave Hoppen, 1983-86 (338 att.)

**Attempted:**

- 724, Dave Hoppen, 1983-86 (559 made)

**Conference Attempted:**

- 371, Aleks Maric, 2005-08 (254 made)

**Percentage\*:**

- .901, Jack Moore, 1979-82 (446-495)

**Conference Percentage\*:**

- .877, Jack Moore, 1979-82 (185-211)

\*Minimum 200 attempts

**REBOUNDS - GAME**

**Rebounds:**

- 26, Bill Johnson, vs. Iowa State, Jan. 4, 1954

**Half:**

- 15, Carl McPipe, vs. California-Davis, Dec. 16, 1977 (1st)

**Two Players:**

- 39, Leroy Chalk (20) and Chuck Jura (19), vs. Colorado, March 6, 1971

**Opponent:**

- 24, Bill Bridges, Kansas, twice
- 24, Andy Hopson, at Oklahoma St., Jan. 26, 1974

**Opponent Two Players:**

- 39, Dave DeBusschere (23) and Charlie North (16) at Detroit, Dec. 17, 1960

**REBOUNDS - SEASON**

**Overall:**

- 335, Aleks Maric, 2007-08 (33 games)
- 335, Venson Hamilton, 1998-99 (33 games)

**Conference:**

- 186, Aleks Maric, 2007-08 (16 games)

**Freshman:**

- 169, Aleks Maric, 2004-05 (27 games)

**Average:**

- 11.7, Chuck Jura, 1971-72 (305 in 26 games)

**Conference Average:**

- 11.6, Aleks Maric, 2007-08 (186 in 16 games)

**REBOUNDS - CAREER**

**Overall:**

- 1,080, Venson Hamilton, 1996-99 (129 games)

**Conference:**

- 574, Aleks Maric, 2005-08 (64 games)



*Eric Piatkowski helped Nebraska to four straight NCAA Tournament appearances in the early 1990s and posted 1,934 career points to rank second on the Nebraska scoring chart.*





Brian Carr holds the Husker career assist record with 682 and is more than 200 assists ahead of second place.

**Average:**

10.4, Rex Ekwall, 1955-57 (679 in 65 games)

**Conference Average:**

10.5, Leroy Chalk, 1969-71 (442 in 42 games)

**ASSISTS - GAME**

**Assists:**

18, Brian Carr, at Evansville, Jan. 3, 1985

**Conference\*:**

13, Brian Carr, vs. Missouri, Jan. 28, 1987

**Half:**

10, Brian Carr, at Evansville, Jan. 3, 1985 (2nd)

10, Charles Richardson Jr., at Rutgers,  
 Dec. 2, 2006 (2nd)

**Opponent:**

18, Tom Kivisto, Kansas, at Kansas City,  
 Dec. 29, 1973 (Big Eight Holiday Tournament)

\*Note: Carr had 14 assists at Kansas in a Big Eight Tournament game, March 5, 1985.

**ASSISTS - SEASON**

**Assists:**

237, Brian Carr, 1984-85 (30 games)

**Conference:**

113, Brian Carr, 1984-85 (14 games)

**Freshman:**

144, Tyronn Lue, 1995-96 (35 games)

**Average:**

7.90, Brian Carr, 1984-85 (237 in 30 games)

**Conference Average:**

8.10, Brian Carr, 1984-85 (113 in 14 games)

**ASSISTS - CAREER**

**Assists:**

682, Brian Carr, 1984-87 (123 games)

**Conference:**

297, Brian Carr, 1984-87 (56 games)

**Average:**

5.54, Brian Carr, 1984-87 (682 in 123 games)

**Conference Average:**

5.30, Brian Carr, 1984-87 (297 in 56 games)

Note: Assist records available only since 1974.

**STEALS - GAME**

**Steals:**

8, Greg Downing, vs. UMKC, Dec. 8, 1982

8, Cookie Belcher, at Texas Tech, Feb. 20, 1999

8, Venson Hamilton, vs. Texas Tech,

March 4, 1999 (B12T)

8, Cookie Belcher, vs. Oklahoma St., Feb. 7, 2001

**Conference:**

8, Cookie Belcher, at Texas Tech, Feb. 20, 1999

8, Cookie Belcher, vs. Oklahoma St., Feb. 7, 2001

**Opponent:**

8, Alvin Robertson, at Arkansas, Jan. 3, 1983

8, Dominick Young, at Fresno St., March 22, 1996

8, Jose Winston, Colorado, Jan. 23, 1999

**STEALS - SEASON**

**Steals:**

102, Cookie Belcher, 1998-99 (32 games)

**Freshman:**

87, Cookie Belcher, 1996-97 (33 games)

**STEALS - CAREER**

**Steals:**

353, Cookie Belcher, 1997-2001 (131 games)

**Conference:**

163, Cookie Belcher, 1997-2001 (64 games)

Note: Steal statistics available only since 1978.

**BLOCKS - GAME**

**Blocks:**

9, Mikki Moore, vs. Coppin State, Dec. 6, 1996

**Conference:**

7, Rich King, at Oklahoma State, Jan. 20, 1990

7, Kimani Ffriend, at Kansas St., Jan. 30, 2001

7, John Turek, vs. Colorado, March 2, 2005

**Opponent:**

8, Mike Watkins, Penn State, March 8, 2017 (B1G)

8, Walter Downing, DePaul, March 28, 1983 (NIT)

8, John Flippen, Baylor, March 9, 2000 (B12)

8, Diamond Stone, Maryland, Feb. 3, 2016

**BLOCKS - SEASON**

**Blocks:**

91, Derrick Chandler, 1991-92 (29 games)

**Conference:**

43, Venson Hamilton, 1998-99 (16 games)

**Freshman:**

41, Jorge Brian Diaz, 2009-10 (33 games)

**BLOCKS - CAREER**

**Blocks:**

241, Venson Hamilton, 1996-99 (129 games)

**Conference:**

106, Venson Hamilton, 1996-99 (59 games)

Note: Blocked shot statistics available only since 1978.

**MINUTES PLAYED - GAME**

**Minutes Played:**

60, Jack Moore and Andre Smith,

vs. UAB, Dec. 22, 1979 (4OT)

**PLAYING TIME - SEASON**

**Games Played:**

36, James Palmer Jr., Glynn Watson Jr.,  
 Tanner Borchardt, 2018-19

**Games Started:**

36, James Palmer Jr., Glynn Watson Jr., 2018-19

**Minutes Played:**

1,269, James Palmer Jr., 2018-19 (36 games)

**Conference Minutes Played:**

737, James Palmer Jr., 2018-19 (20 games)

**Minutes Played Per Game:**

38.5, Dave Hoppen, 1984-85 (1,155 in 30 games)

**Conference Minutes Played Per Game:**

39.1, Dave Hoppen, 1984-85 (548 in 14 games)

**PLAYING TIME - CAREER**

**Games Played:**

134, Glynn Watson Jr., 2016-19

**Consecutive Games Played:**

134, Glynn Watson Jr., 2016-19

**Games Started:**

128, Cookie Belcher, 1997-2001 (131 games)

**Consecutive Games Started:**

111, Dave Hoppen, 1983-86

**Minutes Played:**

4,095, Cookie Belcher, 1997-2001 (131 games)

**Conference Minutes Played:**

2,305, Glynn Watson Jr., 2016-19 (74 games)

**Minutes Played Per Game, Four-Year Career:**

33.4, Dave Hoppen, 1983-86 (3,711 in 111 games)

**Minutes Played Per Game, Three-Year Career:**

34.5, Andre Smith, 1979-81 (2,901 in 84

games; minutes not available for Smith's

freshman year, 1978)

**Minutes Played Per Game, Two-Year Career:**

33.3, Stan Cloudy, 1983-84 (2,066 in 62 games)

**Conference Minutes Played Per Game:**

35.5, Tyronn Lue, 1996-98 (1,633 in 46 games)

**POINTS - GAME**

**Overall:**  
 117, vs. Oklahoma (113), at Kansas City, Mo., March 8, 1991 (OT, B8T); vs. Harvard (79), Dec. 1, 1989

**Conference:**  
 111, at Oklahoma (99), Jan. 26, 1991; at Oklahoma (115), Feb. 14, 1994 (OT)

**Home Court:**  
 117, vs. Harvard (79), Dec. 1, 1989

**Opponent's Court:**  
 111, at Oklahoma (99), Jan. 26, 1991  
 111, at Oklahoma (115), Feb. 14, 1994 (OT)

**Neutral Court:**  
 117, vs. Oklahoma (113), at Kansas City, Mo., March 8, 1991 (OT, B8T)

**First Half:**  
 64, vs. Tennessee Tech, Dec. 14, 1990

**Second Half:**  
 66, vs. Oklahoma, Feb. 16, 1991

**Both Teams:**  
 230, at Oklahoma (133), Nebraska (97), Feb. 21, 1987  
 230, Nebraska (117), Oklahoma (113), at Kansas City, Mo., March 8, 1991 (OT, B8T)

**Losing Effort:**  
 111, at Oklahoma (115), Feb. 14, 1994 (OT)

**Margin of Victory:**  
 74, Nebraska (82), at Crete (8), Jan. 4, 1907

**Margin of Defeat:**  
 56, at Kansas (102), Nebraska (46), Feb. 8, 1958

**Players Scoring in Double Figures:**  
 8, at Oklahoma, Jan. 26, 1991,  
 [Tony Farmer (22), Carl Hayes (16), Beau Reid (14), Rich King (12), Jose Ramos (12), Eric Piatkowski (11), Keith Moody (11), Clifford Scales (10)]  
 8, vs. Appalachian State, Dec. 31, 1994,  
 [Erick Strickland (21), Jaron Boone (17), Mikki Moore (12), Chris Sallee (12), Tom Wald (11), Melvin Brooks (10), Terrance Badgett (10), Chester Surlis (10)]

**Opponent:**  
 133, at Oklahoma (NU 97), Feb. 21, 1987

**Opponent, Half:**  
 70, at Oklahoma, Feb. 21, 1987 (2nd)

**POINTS - SEASON**

**Overall:**  
 2,977, 1990-91 (34 games)

**Conference:**  
 1,346, 2018-19 (20 games)

**Average:**  
 87.6, 1990-91 (2,977 in 34 games)

**Conference Average:**  
 87.1, 1993-94 (1,219 in 14 games)

**Opponent:**  
 2,672, 1990-91 (34 games)

**Opponent, Conference:**  
 1,462, 2018-19 (20 games)

**Opponent Average:**  
 86.1, 1989-90 (2,410 points in 28 games)

**Opponent Conference Average:**  
 92.6, 1989-90 (1,297 in 14 games)

**NU 100-Point Games:**  
 7, 1990-91

**Opponent 100-Point Games:**  
 6, 1989-90

**FIELD GOALS - GAME**

**Made:**  
 51, vs. Nevada, Dec. 14, 1970 (81 att.)

**Conference Made:**  
 44, vs. Missouri, Jan. 28, 1967 (86 att.)

**Attempted:**  
 97, vs. Cal State Fullerton, Dec. 4, 1967 (41 made)

**Conference Attempted:**  
 83, vs. Oklahoma, Jan. 25, 1992 (28 made)

**Percentage:**  
 .750, vs. Nebraska-Omaha, Jan. 25, 1988 (42-56)

**Conference Percentage:**  
 .679, at Kansas, Feb. 5, 1980 (19-28)

**Half Percentage:**  
 .840, vs. Nebraska-Omaha, Jan. 25, 1988 (21-25, 1st)

**Conference Half Percentage:**  
 .833, vs. Iowa State, Feb. 21, 1985 (15-18, 2nd)

**Opponent Made:**  
 50, at Oklahoma, Feb. 21, 1987 (88 att.)

**Opponent Attempted:**  
 91, three times, most recently at Southern Utah, Nov. 30, 1991 (39 made)

**Opponent Percentage:**  
 .771, Kansas State, at Nebraska, Feb. 3, 1982 (27-35)

**Opponent Half Percentage:**  
 .857, Kansas State, at Nebraska, Feb. 3, 1982 (12-14, 1st)

**FIELD GOALS - SEASON**

**Made:**  
 1,081, 1990-91 (2,185 att.)

**Conference Made:**  
 483, 2018-19 (1,194 att.)

**Attempted:**  
 2,185, 1990-91 (1,081 made)

**Conference Attempted:**  
 1,194, 2019-20 (483 made)

**Percentage:**  
 .514, 1983-84 (786-1,529)

**Conference Percentage:**  
 .511, 1982-83 (346-677)

**Opponent Percentage:**

.521, 1979-80 (856-1,644)  
**Opponent Conference Percentage:**  
 .530, 1979-80 (366-694)

**3-PT. FIELD GOALS - GAME**

**Made:**  
 18, vs. Kansas, Feb. 24, 2002 (37 att.)

**Attempted:**  
 37, vs. Kansas, Feb. 24, 2002 (18 made)

**Percentage\*:**  
 .750, vs. Texas-Pan American, Dec. 2, 2009 (9-12)

**Conference Percentage\*:**  
 .667, at Kansas State, Feb. 17, 2010 (14-21)

**Opponent Made:**  
 17, at Oklahoma, Feb. 21, 1987 (27 att.)

**Opponent Attempted:**  
 37, Baylor, Feb. 14, 1998 (9 made)

**Opponent Percentage\*:**  
 .765, at Kansas State, Jan. 10, 1987 (13-17)

\*Minimum 10 attempts

**3-PT. FIELD GOALS - SEASON**

**Made:**  
 270, 2018-19 (800 att.)

**Conference Made:**  
 167, 2001-02 (447 att.)

**Attempted:**  
 800, 2018-19 (270 made)

**Conference Attempted:**  
 447, 2001-02 (167 made)

**Percentage:**  
 .397, 2009-10 (217-547)

**Conference Percentage:**  
 .413, 1986-87 (52-126)

**Opponent Percentage:**  
 .423, 1986-87 (143-338)

**Opponent Conference Percentage:**  
 .500, 1986-87 (59-118)



Before leaving a year early for the NBA Draft, Tyrone Lue led NU to three postseason tournament appearances. He ranks ninth on the Nebraska career scoring chart and fourth in career assists and was inducted into the Nebraska Basketball Hall of Fame in 2013.

**FREE THROWS - GAME**

**Made:**  
 43, vs. Texas, Jan. 3, 1996 (59 att.)  
**Attempted:**  
 60, vs. Kansas State, Jan. 11, 1954 (36 made)  
**No Misses:**  
 17, at Oklahoma State, Jan. 31, 1979  
**No Misses, Half:**  
 17, vs. Oklahoma, at Kansas City,  
 March 8, 1991 (1st, B8T)  
**Consecutive Made:**  
 25 vs. Oklahoma, at Kansas City, Dec. 28, 1967  
**Opponent Made:**  
 44, Oklahoma State, at Nebraska, Feb. 14, 1990 (52 att.)  
**Opponent Attempted:**  
 52, Oklahoma St., at Nebraska, Feb. 14, 1990 (44 made)  
**Opponent No Misses:**  
 16, at Kansas State, Jan. 26, 1980

**FREE THROWS - SEASON**

**Made:**  
 690, 1990-91 (981 att.)  
**Conference Made:**  
 301, 1990-91 (417 att.)  
**Attempted:**  
 981, 1990-91 (690 made)  
**Conference Attempted:**  
 417, 1990-91 (301 made)  
**Percentage:**  
 .767, 2011-12 (335-437)  
**Conference Percentage:**  
 .782, 1993-94 (258-330)  
**Consecutive Made:**  
 34, 1985-86 (last 13 at Oklahoma, Jan. 29;  
 first 21 at Colorado, Feb. 1)  
**Opponent Percentage:**  
 .750, 1979-80 (389-519)  
**Opponent Conference Percentage:**  
 .800, 1979-80 (179-212)

**REBOUNDS - GAME**

**Rebounds:**  
 77, vs. Kansas State, Feb. 18, 1957  
**Opponent:**  
 77, at Kansas, Feb. 23, 1957

**REBOUNDS - SEASON**

**Rebounds:**  
 1,454, 1990-91 (34 games)  
**Conference:**  
 655, 1959-60 (14 games)  
**Average:**  
 48.8, 1959-60 (1,170 in 24 games)  
**Conference Average:**  
 46.8, 1959-60 (655 in 14 games)  
**Highest Margin:**  
 +6.6, 1990-91 (42.8-36.2)  
**Opponent Average:**  
 49.6, 1959-60 (1,191 in 24 games)

**ASSISTS - GAME**

**Assists:**  
 36, vs. Montana State, Dec. 23, 1977  
**Conference:**  
 31, vs. Iowa State, Feb. 4, 1973  
**Opponent:**  
 36, at Oklahoma, Feb. 21, 1987

**ASSISTS - SEASON**

**Assists:**  
 696, 1990-91 (34 games)  
**Conference:**  
 289, 1984-85 (14 games)  
**Average:**  
 20.5, 1984-85 (615 in 30 games)  
**Conference Average:**  
 20.6, 1984-85 (289 in 14 games)  
**Opponent:**  
 579, 1990-91 (34 games)  
**Opponent Conference:**  
 309, 1989-90 (14 games)  
 Note: Assist statistics available only since 1974.

**TURNOVERS - GAME**

**Fewest:**  
 2, vs. Purdue, Jan. 16, 2013  
**Most:**  
 31, at Creighton, Dec. 11, 2005  
**Fewest by Opponent:**  
 4, at Evansville, Jan. 3, 1985  
 4, Western Kentucky, March 14, 1986 (NCAA)  
 4, Missouri, March 10, 2010 (B12T)  
**Most by Opponent:**  
 35, Denver, at Nebraska, Nov. 26, 1982

**TURNOVERS - SEASON**

**Fewest:**  
 302, 1981-82 (28 games)  
**Fewest Conference:**  
 132, 1981-82 (14 games)  
**Most:**  
 627, 1995-96 (35 games)  
**Most Conference:**  
 310, 1999-00 (16 games)  
**Fewest Per Game:**  
 9.6, 2018-19 (344 in 36 games)  
**Most Per Game:**  
 19.3, 1999-00 (579 in 30 games)  
**Fewest Opponent:**  
 363, 1985-86 (30 games)  
**Fewest Opponent Conference:**  
 168, 1984-85 (14 games)  
**Most Opponent:**  
 618, 1990-91 (34 games)  
**Most Opponent Conference:**  
 291, 1998-99 (16 games)  
 Note: Turnover statistics available only since 1978.

**BLOCKED SHOTS - GAME**

**Most:**  
 15, vs. Coppin State, Dec. 6, 1996  
**Conference:**  
 14, at Northwestern, Jan. 2, 2018  
**Opponent:**  
 17, at Iowa State, Jan. 25, 2003

**BLOCKED SHOTS - SEASON**

**Most:**  
 202, 1996-97 (33 games)  
**Conference:**  
 95, 2017-18 (18 games)  
**Opponent:**  
 144, 2002-03 (30 games)  
**Opponent Conference:**  
 95, 2002-03 (16 games)  
 Note: Blocked shot statistics available only since 1978.

**STEALS - GAME**

**Steals:**  
 23, vs. Texas Tech, March 4, 1999 (B12T)  
**Conference:**  
 21, vs. Texas, Jan. 10, 1999  
**Opponent:**  
 20, at Oklahoma, Jan. 14, 1993

**STEALS - SEASON**

**Steals:**  
 359, 1998-99 (33 games)  
**Conference:**  
 166, 1998-99 (16 games)  
**Opponent:**  
 327, 1995-96 (35 games)  
**Opponent Conference:**  
 165, 1991-92 (14 games)  
 Note: Steal statistics available only since 1978.

**GAMES PLAYED - SEASON**

**Played:**  
 36, 2018-19 (19-17)  
**Victories:**  
 26, 1990-91 (8 losses)  
**Conference Victories:**  
 13, 2017-18 (13-5)  
**Home Victories:**  
 17, 2010-11 (2 losses)  
 17\*, 2007-08 (3 losses)  
 17, 1982-83 (1 loss)  
 \* game at Qwest Center Omaha considered home game  
**Road Victories:**  
 12, 1990-91 (7 losses)  
**Percentage:**  
 .933, 1911-12 (14-1)  
**Conference Percentage:**  
 1.000, 1911-12 (8-0)  
 1.000, 1912-13 (10-0)  
 1.000, 1913-14 (7-0)  
 1.000, 1915-16 (12-0)  
**Losses:**  
 19, 1962-63 (6 wins); 1999-2000 (11 wins);  
 2002-03 (11 wins); 2016-17 (12 wins)  
**Conference Losses:**  
 14, 2009-10 (2 wins); 2011-12 (4 wins); 2018-19 (6 wins)  
**Home Losses:**  
 9, 1931-32 (1 win); 1962-63 (4 wins)  
**Road Losses:**  
 13, 1951-52 (0 wins)  
 13, 1963-64 (1 win)  
 13, 1999-00 (1 win)  
 13, 2002-03 (3 wins)  
**Overtime Games:**  
 4, 1955-56 (won 3)  
 4, 1979-80 (won 3)  
 4, 1986-87 (won 4)  
 4, 1996-97 (won 2)  
 4, 2007-08 (won 1)  
**Overtimes, Single Game:**  
 4, Nebraska 92, UAB 84, at Nebraska, Dec. 22, 1979

## POINTS SCORED

1.	James Palmer Jr. (2019)	708
2.	Dave Hoppen (1985)	704
3.	Tyronn Lue (1998)	678
4.	Eric Piatkowski (1994)	646
5.	Tyronn Lue (1997)	603
6.	Andre Smith (1980)	600
7.	Dave Hoppen (1984)	598
8.	Terran Petteway (2014)	579
9.	James Palmer Jr. (2018)	568
10.	Terran Petteway (2015)	564

## SCORING AVERAGE (min. 400 pts.)

	G	Pts.	Avg.	
1.	Dave Hoppen (1985)	30	704	23.5
2.	Dave Hoppen (1986)	19	420	22.1
3.	Eric Piatkowski (1994)	30	646	21.5
4.	Marvin Stewart (1971)	26	556	21.4
5.	Chuck Jura (1972)	26	551	21.2
6.	Tyronn Lue (1998)	32	678	21.2
7.	Jerry Fort (1975)	26	525	20.2
8.	Dave Hoppen (1984)	30	598	19.9
9.	James Palmer Jr. (2019)	36	708	19.7
10.	Andre Smith (1980)	31	600	19.4

## FIELD GOALS MADE

1.	Dave Hoppen (1985)	270
2.	Tyronn Lue (1998)	240
3.	Andre Smith (1980)	237
4.	Eric Piatkowski (1994)	226
5.	Dave Hoppen (1984)	220
6.	Chuck Jura (1972)	220
7.	Jerry Fort (1975)	218
8.	Marvin Stewart (1971)	215
9.	Tyronn Lue (1997)	215
10.	James Palmer Jr. (2019)	213

## FIELD GOALS ATTEMPTED

1.	James Palmer Jr. (2019)	578
2.	Tyronn Lue (1998)	547
3.	Jerry Fort (1975)	508
4.	Jerry Fort (1974)	484
5.	Jim Buchanan (1952)	484
6.	Tyronn Lue (1997)	476
7.	Terran Petteway (2015)	465
8.	Eric Piatkowski (1994)	456
9.	Jaron Boone (1995)	455
10.	Jerry Fort (1976)	452

## FIELD GOAL PCT. (min. 5 att./team game)

	FG-FGA	Pct.	
1.	Larry Cox (1976)	133-198	.672
2.	Dave Hoppen (1985)	270-418	.646
3.	Kimani Ffriend (2001)	144-231	.623
4.	Dave Hoppen (1986)	151-245	.616
5.	Andre Smith (1980)	237-388	.611
6.	Steffon Bradford (2001)	155-257	.603
7.	Dave Hoppen (1984)	220-367	.599
8.	Chuck Jura (1971)	181-306	.592
9.	Pete Manning (1988)	111-188	.590
10.	Andre Smith (1981)	185-314	.589

## 3-POINT FIELD GOALS MADE

1.	Cary Cochran (2002)	89
2.	Andrew White III (2016)	87
3.	Ray Gallegos (2013)	83
4.	Glynn Watson Jr. (2019)	82
5.	Joe McCray (2005)	80
6.	Cary Cochran (2001)	78
7.	Tyronn Lue (1998)	78
8.	Jaron Boone (1995)	70
9.	Terran Petteway (2015)	68
10.	Marcus Perry (2007)	67
	James Palmer Jr. (2019)	67

## 3-POINT FIELD GOALS ATTEMPTED

1.	Ray Gallegos (2013)	271
2.	Joe McCray (2005)	226
3.	Terran Petteway (2015)	217
4.	James Palmer Jr. (2019)	214
5.	Glynn Watson Jr. (2019)	214
6.	Andrew White III (2016)	211
7.	Tyronn Lue (1998)	209
8.	Cary Cochran (2002)	207
9.	Bo Spencer (2012)	185
10.	Jaron Boone (1995)	182

## 3-POINT PCT. (min. 25 made)

	3FG-Att.	Pct.	
1.	Brian Conklin (2004)	66-118	.559
2.	Cary Cochran (2001)	78-165	.473
3.	Jay-R Strowbridge (2007)	25-54	.473
4.	Clifford Scales (1991)	26-57	.456
5.	Henry T. Buchanan (1987)	28-62	.452
6.	Eshaunte Jones (2010)	40-92	.435
7.	Brian Conklin (2002)	65-150	.433
8.	Ryan Anderson (2007)	48-111	.432
9.	Cary Cochran (2002)	89-207	.430
10.	Ryan Anderson (2010)	54-126	.429

## FREE THROWS MADE

1.	James Palmer Jr. (2019)	215
2.	Jack Moore (1980)	184
3.	Terran Petteway (2014)	167
4.	Dave Hoppen (1985)	164
5.	James Palmer Jr. (2018)	163
6.	Dave Hoppen (1984)	158
8.	Aleks Maric (2007)	147
8.	Bob Gratopp (1969)	141
9.	Tom Russell (1962)	140
10.	Shavon Shields (2015)	139

## FREE THROWS ATTEMPTED

1.	James Palmer Jr. (2019)	282
2.	Kimani Ffriend (2000)	227
3.	James Palmer Jr. (2018)	221
4.	Aleks Maric (2007)	216
5.	Kimani Ffriend (2001)	213
6.	Bill Johnson (1954)	212
7.	Jack Moore (1980)	211
8.	Dave Hoppen (1985)	210
9.	Dave Hoppen (1984)	208
10.	Aleks Maric (2008)	207

## FREE THROW PCT. (min. 2 att./game)

	FT-FTA	Pct.	
1.	Jack Moore (1982)	123-131	.939
2.	Cary Cochran (2002)	71-77	.921
3.	Jack Moore (1981)	118-128	.921
4.	Bo Spencer (2012)	92-105	.876
5.	Jack Moore (1980)	184-211	.872
6.	David Ponce (1984)	67-77	.870
7.	Nate Johnson (2004)	103-119	.866
8.	Kent Reckewey (1973)	35-41	.854
9.	Tom Baack (1966)	92-108	.852
10.	Brian Carr (1986)	79-93	.849

## REBOUNDS

1.	Aleks Maric (2008)	335
	Venson Hamilton (1999)	335
3.	Venson Hamilton (1998)	315
4.	Chuck Jura (1972)	305
5.	Leroy Chalk (1971)	290
6.	Rich King (1991)	274
7.	Venson Hamilton (1997)	269
8.	Kimani Ffriend (2000)	263
9.	Aleks Maric (2007)	260
10.	Dave Hoppen (1985)	258

## REBOUND AVG. (min. 175 rebounds)

	G	Reb.	Avg.	
1.	Chuck Jura (1972)	26	305	11.7
2.	Rex Ekwall (1955)	21	241	11.5
3.	Bill Johnson (1954)	21	236	11.2
4.	Leroy Chalk (1971)	26	290	11.1
5.	Rex Ekwall (1956)	21	224	10.7
6.	Aleks Maric (2008)	33	335	10.2
	Venson Hamilton (1999)	33	335	10.2
8.	Leroy Chalk (1969)	26	257	9.9
9.	Venson Hamilton (1998)	32	315	9.8
10.	Leroy Chalk (1970)	24	235	9.8

## ASSISTS

1.	Brian Carr (1985)	237
2.	Brian Carr (1986)	201
3.	Charles Richardson Jr. (2007)	179
4.	Brian Carr (1987)	166
5.	Tyronn Lue (1998)	152
6.	Lance Jeter (2011)	145
	Jack Moore (1980)	145
8.	Tyronn Lue (1996)	144
	Cookie Belcher (1999)	138
10.	Tyronn Lue (1997)	136

## ASSISTS PER GAME (min. 100 Assists)

	G	Assists	APG	
1.	Brian Carr (1985)	30	237	7.90
2.	Brian Carr (1986)	30	201	6.70
3.	Charles Richardson Jr. (2007)	31	179	5.77
4.	Brian Carr (1987)	33	166	5.03
5.	Tyronn Lue (1998)	32	152	4.75
6.	Jack Moore (1980)	31	145	4.68
7.	Jamar Johnson (1992)	28	130	4.64
8.	Lance Jeter (2011)	32	145	4.53
9.	Jamar Johnson (1994)	28	123	4.39
10.	Cookie Belcher (2001)	30	131	4.37

## STEALS

1.	Cookie Belcher (1999)	102
2.	Erick Strickland (1995)	89
3.	Cookie Belcher (1997)	87
4.	Cookie Belcher (2001)	82
5.	Cookie Belcher (1998)	75
6.	Eric Johnson (1989)	68
7.	Venson Hamilton (1999)	67
	Brian Carr (1987)	67
9.	Clifford Scales (1991)	64
10.	Tyronn Lue (1998)	63

## BLOCKED SHOTS

1.	Derrick Chandler (1992)	91
2.	Mikki Moore (1997)	88
3.	Kimani Ffriend (2000)	85
4.	Venson Hamilton (1999)	80
5.	Kimani Ffriend (2001)	74
6.	Mikki Moore (1996)	71
7.	Rich King (1991)	68
8.	Mikki Moore (1995)	67
9.	Isaiah Roby (2018)	66
	Venson Hamilton (1998)	66

## MINUTES PLAYED

1.	James Palmer Jr. (2019)	1,269
2.	Glynn Watson Jr. (2019)	1,240
3.	Ray Gallegos (2013)	1,237
4.	Dylan Talley (2013)	1,173
5.	Dave Hoppen (1985)	1,155
6.	Tyronn Lue (1997)	1,150
7.	Tyronn Lue (1998)	1,149
8.	Jack Moore (1980)	1,143
9.	Andre Smith (1980)	1,141
10.	Charles Richardson Jr. (2007)	1,125

**POINTS**

1. Dave Hoppen (1983-86) .....	2,167
2. Eric Piatkowski (1991-94) .....	1,934
3. Jerry Fort (1973-76) .....	1,882
4. Andre Smith (1978-81) .....	1,717
5. Aleks Maric (2005-08) .....	1,630
Shavon Shields (2013-16) .....	1,630
7. Jaron Boone (1993-96) .....	1,609
8. Erick Strickland (1993-96) .....	1,586
9. Tyronn Lue (1996-98) .....	1,577
10. Cookie Belcher (1997-2001) .....	1,552

**SCORING AVERAGE** (min. 675 Points)

	G	Pts.	Avg.
1. Dave Hoppen (1983-86) .....	111	2,167	19.5
2. James Palmer Jr. (2018-19) .....	69	1,276	18.5
3. Terran Petteway (2014-15) .....	63	1,143	18.1
4. Jerry Fort (1973-76) .....	105	1,882	17.9
5. Tom Baack (1966-68) .....	75	1,299	17.3
6. Marvin Stewart (1969-71) .....	75	1,138	17.2
7. Stuart Lantz (1969-71) .....	75	1,269	16.9
8. Chuck Jura (1970-72) .....	77	1,255	16.3
9. Tyronn Lue (1996-98) .....	99	1,577	15.9
10. Eric Piatkowski (1991-94) .....	123	1,934	15.7

**FIELD GOALS MADE**

1. Dave Hoppen (1983-86) .....	804
2. Jerry Fort (1973-76) .....	777
3. Eric Piatkowski (1991-94) .....	676
4. Andre Smith (1978-81) .....	673
5. Aleks Maric (2005-08) .....	589
6. Jaron Boone (1993-96) .....	575
7. Rich King (1988-91) .....	564
8. Shavon Shields (2013-16) .....	562
9. Tyronn Lue (1996-98) .....	560
10. Glynn Watson Jr. (2016-19) .....	557

**FIELD GOALS ATTEMPTED**

1. Jerry Fort (1973-76) .....	1,793
2. Eric Piatkowski (1991-94) .....	1,436
3. Glynn Watson Jr. (2016-19) .....	1,417
4. Dave Hoppen (1983-86) .....	1,341
5. Jaron Boone (1993-96) .....	1,327
6. Tyronn Lue (1996-98) .....	1,255
7. Shavon Shields (2013-16) .....	1,236
8. Erick Strickland (1993-96) .....	1,219
9. Larry Florence (1997-2000) .....	1,150
10. Andre Smith (1978-81) .....	1,148

**FIELD GOAL PCT.** (min. 400 att.)

	FG-FGA	Pct.
1. Larry Cox (1974-76) .....	270-432	.625
2. Dave Hoppen (1983-86) .....	804-1,341	.600
3. Andre Smith (1978-81) .....	673-1,148	.586
4. Kimani Ffriend (2000-01) .....	267-460	.580
5. Rich King (1988-91) .....	564-1,000	.564
6. Bruce Chubick (1991-94) .....	303-540	.561
7. Mikki Moore (1994-97) .....	274-676	.553
8. Chuck Jura (1970-72) .....	500-910	.549
9. Bernard Day (1985-86) .....	309-567	.545
10. Pete Manning (1988-89) .....	242-446	.543

**3-POINT FIELD GOALS MADE**

1. Cary Cochran (1999-2002) .....	268
2. Eric Piatkowski (1991-94) .....	202
3. Ryan Anderson (2007-10) .....	185
4. Glynn Watson Jr. (2016-19) .....	184
5. Jaron Boone (1993-96) .....	181
6. Erick Strickland (1993-96) .....	179
7. Brian Conklin (2001-04) .....	176
8. Ray Gallegos (2010-14) .....	158
9. Cookie Belcher (1997-2001) .....	146
10. Tyronn Lue (1996-98) .....	145

**3-POINT FIELD GOALS ATTEMPTED**

1. Cary Cochran (1999-2002) .....	630
2. Eric Piatkowski (1991-94) .....	564
3. Glynn Watson Jr. (2016-19) .....	527
4. Ray Gallegos (2010-14) .....	517
5. Erick Strickland (1993-96) .....	512
6. Jaron Boone (1993-96) .....	501
7. Ryan Anderson (2007-10) .....	470
8. Cookie Belcher (1997-2001) .....	450
9. Brian Conklin (2001-04) .....	407
Tyronn Lue (1996-98) .....	407

**3-POINT FG PCT.** (min. 100 att.)

	3FG-Att.	Pct.
1. Brian Conklin (2001-04) .....	176-407	.432
2. Cary Cochran (1999-2002) .....	268-630	.425
3. Jay-R Strowbridge (2007-08) .....	50-122	.410
4. Clifford Scales (1988-91) .....	45-110	.409
5. Henry T. Buchanan (1987-88) .....	67-165	.406
6. Chris Cresswell (1990-92) .....	103-261	.395
7. Ryan Anderson (2007-10) .....	185-470	.394
8. Marcus Perry (2006-07) .....	98-249	.394
9. Eshaunte Jones (2010-2011) .....	68-172	.390
10. Paul Velander (2006-09) .....	128-329	.389

**FREE THROWS MADE**

1. Dave Hoppen (1983-86) .....	559
2. Aleks Maric (2005-08) .....	448
3. Jack Moore (1979-82) .....	446
4. Shavon Shields (2013-16) .....	429
5. Eric Piatkowski (1991-94) .....	380
6. James Palmer Jr. (2018-19) .....	378
7. Andre Smith (1978-81) .....	371
8. Venson Hamilton (1996-99) .....	360
9. Rich King (1988-91) .....	345
10. Erick Strickland (1993-96) .....	337

**FREE THROW ATTEMPTS**

1. Dave Hoppen (1983-86) .....	724
2. Aleks Maric (2005-08) .....	679
3. Venson Hamilton (1996-99) .....	590
4. Shavon Shields (2013-16) .....	565
5. Andre Smith (1978-81) .....	562
6. Rich King (1988-91) .....	510
7. James Palmer Jr. (2018-19) .....	503
8. Jack Moore (1979-82) .....	495
9. Eric Piatkowski (1991-94) .....	489
10. Jerry Fort (1973-76) .....	486

**FREE THROW PCT.** (min. 200 att.)

	FT-FTA	Pct.
1. Jack Moore (1979-82) .....	446-495	.901
2. Tom Baack (1966-68) .....	247-297	.832
3. Brandon Richardson (2009-12) .....	230-278	.827
4. Brandon Ubel (2010-13) .....	240-299	.803
5. Brian Carr (1984-87) .....	230-287	.801
6. Nate Johnson (2003-04) .....	186-233	.798
7. Jamar Johnson (1992-94) .....	166-210	.790
8. Bob Grattopp (1968-70) .....	316-400	.790
9. Tyronn Lue (1996-98) .....	312-396	.788
10. Charles Richardson Jr. (2004-07) .....	156-200	.780

**REBOUNDS** (since 1952)

1. Venson Hamilton (1996-99) .....	1,080
2. Aleks Maric (2005-08) .....	1,015
3. Leroy Chalk (1969-71) .....	782
4. Dave Hoppen (1983-86) .....	773
5. Rich King (1988-91) .....	761
6. Andre Smith (1978-81) .....	753
7. Chuck Jura (1970-72) .....	740
8. Carl McPipe (1976-79) .....	723
9. John Turek (2002-05) .....	682
10. Rex Ekwall (1955-57) .....	679

**REBOUND AVG.** (min. 400 rebounds)

	G	Reb.	Avg.
1. Rex Ekwall (1955-57) .....	65	679	10.4
2. Leroy Chalk (1969-71) .....	76	782	10.3
3. Chuck Jura (1970-72) .....	77	740	9.6
4. Bill Johnson (1952-54) .....	65	569	9.5
5. Tom Russell (1961-62) .....	49	432	8.8
6. Herschell Turner (1958-60) .....	72	626	8.7
7. Kimani Ffriend (2000-01) .....	58	492	8.5
8. Aleks Maric (2005-08) .....	121	1,015	8.4
9. Venson Hamilton (1996-99) .....	129	1,080	8.4
10. Derrick Chandler (1992-93) .....	60	490	8.2

**ASSISTS** (since 1974)

1. Brian Carr (1984-87) .....	682
2. Cookie Belcher (1997-2001) .....	477
3. Jaron Boone (1993-96) .....	446
4. Tyronn Lue (1996-98) .....	432
5. Erick Strickland (1993-96) .....	414
6. Charles Richardson Jr. (2004-07) .....	399
7. Glynn Watson Jr. (2016-19) .....	382
Jack Moore (1979-82) .....	382
9. Jamar Johnson (1992-94) .....	355
10. Clifford Scales (1988-91) .....	354

**STEALS** (since 1978)

1. Cookie Belcher (1997-2001) .....	353
2. Erick Strickland (1993-96) .....	257
3. Venson Hamilton (1996-99) .....	186
4. Glynn Watson Jr. (2016-19) .....	177
Clifford Scales (1988-91) .....	177
6. Ryan Anderson (2007-10) .....	166
7. Brian Carr (1984-87) .....	159
8. Tyronn Lue (1996-98) .....	154
9. Brandon Richardson (2009-12) .....	145
10. Benny Parker (2013-16) .....	137
Larry Florence (1997-2000) .....	137
Glynn Watson Jr. (2016-18) .....	137

**BLOCKED SHOTS** (since 1978)

1. Venson Hamilton (1996-99) .....	241
2. Mikki Moore (1994-97) .....	236
3. Rich King (1988-91) .....	183
4. John Turek (2002-05) .....	163
5. Kimani Ffriend (2000-01) .....	159
6. Isaiah Roby (2017-19) .....	154
7. Aleks Maric (2005-08) .....	145
8. Derrick Chandler (1992-93) .....	144
9. Wes Wilkinson (2003-06) .....	113
10. Jorge Brian Diaz (2010-12) .....	110

**GAMES PLAYED**

1. Glynn Watson Jr. (2016-19) .....	134
2. Cookie Belcher (1997-2001) .....	131
3. Benny Parker (2013-16) .....	130
4. Venson Hamilton (1996-99) .....	129
5. Sek Henry (2007-10) .....	128
6. Tai Webster (2014-17) .....	127
Terrance Badgett (1993-96) .....	127
Erick Strickland (1993-96) .....	127
Jaron Boone (1993-96) .....	127
10. Brandon Ubel (2010-13) .....	125

**GAMES STARTED**

1. Cookie Belcher (1997-2001) .....	129
2. Glynn Watson Jr. (2016-19) .....	113
3. Shavon Shields (2013-16) .....	112
4. Dave Hoppen (1983-86) .....	111
5. Larry Florence (1997-2000) .....	105
6. Jaron Boone (1993-96) .....	102
7. Ryan Anderson (2007-10) .....	101
8. Sek Henry (2007-10) .....	99
Aleks Maric (2005-08) .....	99
10. Jake Muhleisen (2002-05) .....	98

# N 2019-20 NEBRASKA BASKETBALL SINGLE-SEASON RECORDS BY CLASS

## POINTS SCORED (since 1970)

<b>Senior</b>		
1.	James Palmer Jr. (2019)	708
2.	Eric Piatkowski (1994)	646
3.	Marvin Stewart (1971)	556
4.	Chuck Jura (1972)	551
5.	Tai Webster (2017)	528
6.	Rich King (1991)	526
7.	Aleks Maric (2008)	519
8.	Venson Hamilton (1999)	518
	Erick Strickland (1996)	516
10.	Jerry Fort (1976)	513

<b>Junior</b>		
1.	Dave Hoppen (1985)	704
2.	Tyronn Lue (1998)	678
3.	Andre Smith (1980)	600
4.	James Palmer Jr. (2018)	568
5.	Terran Petteway (2015)	564
6.	Andrew White III (2016)	563
7.	Jaron Boone (1995)	559
8.	Aleks Maric (2007)	556
9.	Jerry Fort (1975)	525
10.	Erick Strickland (1995)	505

<b>Sophomore</b>		
1.	Tyronn Lue (1997)	603
2.	Dave Hoppen (1984)	598
3.	Terran Petteway (2014)	579
4.	Jerry Fort (1974)	468
5.	Jack Moore (1980)	458
6.	Carl McPipe (1977)	440
7.	Eric Piatkowski (1992)	414
8.	Shavon Shields (2014)	409
9.	Glynn Watson Jr. (2017)	404
10.	Brian Banks (1977)	386

<b>Freshman</b>		
1.	Dave Hoppen (1983)	445
2.	Joe McCray (2005)	432
3.	Jerry Fort (1973)	376
4.	Eric Piatkowski (1991)	372
5.	Jake Muhleisen (2002)	328
6.	Cookie Belcher (1997)	305
7.	Tyronn Lue (1996)	296
8.	Glynn Watson Jr. (2016)	292
9.	Jorge Brian Diaz (2010)	291
10.	Jamel White (2006)	287

## SCORING AVERAGE (since 1970)

<b>Senior</b>		
1.	Dave Hoppen (1986)	22.1
2.	Eric Piatkowski (1994)	21.5
3.	Marvin Stewart (1971)	21.4
4.	Chuck Jura (1972)	21.2
5.	James Palmer Jr. (2019)	19.7
6.	Jerry Fort (1976)	19.0
7.	Andre Smith (1981)	18.3
8.	Tai Webster (2017)	17.0
9.	Shavon Shields (2016)	16.8
10.	Cookie Belcher (2001)	16.4

<b>Junior</b>		
1.	Dave Hoppen (1985)	23.5
2.	Tyronn Lue (1998)	21.2
3.	Jerry Fort (1975)	20.2
4.	Andre Smith (1980)	19.4
5.	Tyronn Lue (1997)	18.8
6.	Aleks Maric (2007)	18.5
7.	Terran Petteway (2015)	18.2
8.	Jaron Boone (1995)	17.5
	Chuck Jura (1971)	17.5
10.	James Palmer Jr. (2018)	17.2

<b>Sophomore</b>		
1.	Dave Hoppen (1984)	19.9
2.	Tyronn Lue (1997)	18.8
3.	Jerry Fort (1974)	18.0
4.	Terran Petteway (2014)	18.1
5.	Carl McPipe (1977)	15.2
6.	Jack Moore (1980)	14.8
7.	Eric Piatkowski (1992)	14.3
8.	Andre Smith (1979)	13.5
9.	Brian Banks (1977)	13.3
10.	Glynn Watson Jr. (2017)	13.0

<b>Freshman</b>		
1.	Joe McCray (2005)	15.5
2.	Jerry Fort (1973)	14.5
3.	Dave Hoppen (1983)	13.9
4.	Jake Muhleisen (2002)	11.7
5.	Eric Piatkowski (1991)	10.9
6.	Ryan Anderson (2007)	10.1
7.	Andre Smith (1978)	9.3
8.	Cookie Belcher (1997)	9.2
9.	Ron Taylor (1974)	8.83
10.	Jorge Brian Diaz (2010)	8.82

## FIELD GOALS MADE (since 1970)

<b>Senior</b>		
1.	Eric Piatkowski (1994)	226
2.	Chuck Jura (1972)	220
3.	Marvin Stewart (1971)	215
4.	James Palmer Jr. (2019)	213
5.	Rich King (1991)	202
6.	Jerry Fort (1976)	201
7.	Aleks Maric (2008)	191
8.	Venson Hamilton (1999)	194
9.	Andre Smith (1981)	185
10.	Tai Webster (2017)	183

<b>Junior</b>		
1.	Dave Hoppen (1985)	270
2.	Tyronn Lue (1998)	240
3.	Andre Smith (1980)	237
4.	Jerry Fort (1975)	218
5.	Aleks Maric (2007)	203
6.	Jaron Boone (1995)	199
7.	Andrew White III (2016)	195
8.	Carl Hayes (1991)	192
9.	Carl McPipe (1978)	190
10.	Terran Petteway (2015)	184

<b>Sophomore</b>		
1.	Dave Hoppen (1984)	220
2.	Tyronn Lue (1997)	215
3.	Jerry Fort (1974)	207
4.	Carl McPipe (1977)	183
5.	Terran Petteway (2014)	182
6.	Brian Banks (1977)	160
7.	Jorge Brian Diaz (2011)	150
8.	Andre Smith (1979)	146
9.	Glynn Watson Jr. (2017)	144
	Eric Piatkowski (1992)	144

<b>Freshman</b>		
1.	Dave Hoppen (1983)	163
2.	Jerry Fort (1973)	151
3.	Joe McCray (2005)	143
4.	Jorge Brian Diaz (2010)	133
5.	Cookie Belcher (1997)	117
6.	Jake Muhleisen (2002)	115
	Glynn Watson Jr. (2016)	115
8.	Tyronn Lue (1996)	105
	Andre Smith (1978)	105
10.	Ryan Anderson (2007)	103

## 3-POINTERS MADE (since 1987)

<b>Senior</b>		
1.	Cary Cochran (2002)	89
2.	Glynn Watson Jr. (2019)	82
3.	James Palmer Jr. (2019)	67
	Marcus Perry (2007)	67
5.	Brian Conklin (2004)	66
6.	Bo Spencer (2012)	63
	Eric Piatkowski (1994)	63
8.	Wes Wilkinson (2006)	62
9.	Paul Velander (2009)	60
10.	Jaron Boone (1996)	59
	Chris Cresswell (1992)	59

<b>Junior</b>		
1.	Andrew White III (2016)	87
2.	Ray Gallegos (2013)	83
3.	Cary Cochran (2001)	78
	Tyronn Lue (1998)	78
5.	Jaron Boone (1995)	70
6.	Terran Petteway (2015)	68
7.	Ray Richardson (1989)	57
8.	Erick Strickland (1995)	54
9.	Danny Walker (2000)	53
10.	Andrew Drevo (2003)	48
	Eric Piatkowski (1993)	48



Jerry Fort held the Husker freshman scoring average record from 1973 until 2005 when Joe McCray bettered his mark by nearly 1.0 point per game. Fort was the first-ever Husker freshman to lead Nebraska in scoring average.



**Sophomore**

- 1. Brian Conklin (2002) ..... 65
- 2. Cary Cochran (2000) ..... 62
- 3. Ryan Anderson (2008) ..... 50
- 4. Glynn Watson Jr. (2017) ..... 48
- Terran Petteway (2014) ..... 48
- Walter Pitchford (2014) ..... 48
- 7. Jack McVeigh (2017) ..... 47
- Tyronn Lue (1997) ..... 47
- Eric Piatkowski (1992) ..... 47
- 10. Erick Strickland (1994) ..... 41

**Freshman**

- 1. Joe McCray (2005) ..... 80
- 2. Ryan Anderson (2007) ..... 48
- 3. Jamel White (2006) ..... 44
- Eric Piatkowski (1991) ..... 44
- 5. Eshaunte Jones (2010) ..... 40
- 6. Cary Cochran (1999) ..... 39
- 7. Jake Muhleisen (2002) ..... 35
- 8. Jack McVeigh (2016) ..... 34
- 9. Erick Strickland (1993) ..... 32
- 10. Cookie Belcher (1997) ..... 30

**REBOUNDS (since 1969)**

**Senior**

- 1. Aleks Maric (2008) ..... 335
- Venson Hamilton (1999) ..... 335
- 3. Chuck Jura (1972) ..... 305
- 4. Leroy Chalk (1971) ..... 290
- 5. Rich King (1991) ..... 274
- 6. Derrick Chandler (1993) ..... 252
- 7. Mikki Moore (1997) ..... 245
- 8. Steffon Bradford (2001) ..... 244
- 9. Jason Dourisseau (2006) ..... 240
- 10. Kimani Ffriend (2001) ..... 229

**Junior**

- 1. Venson Hamilton (1998) ..... 315
- 2. Kimani Ffriend (2000) ..... 263
- 3. Aleks Maric (2007) ..... 260
- 4. Dave Hoppen (1985) ..... 258
- 5. Tony Farmer (1991) ..... 251
- Andre Smith (1980) ..... 251
- 7. Steffon Bradford (2000) ..... 243
- Chuck Jura (1971) ..... 243
- 9. Isaiah Roby (2019) ..... 240
- 10. Derrick Chandler (1992) ..... 238

**Sophomore**

- 1. Venson Hamilton (1997) ..... 269
- 2. Leroy Chalk (1969) ..... 257
- 3. Aleks Maric (2006) ..... 251
- 4. Carl McPipe (1977) ..... 241
- 5. Bob Siegel (1975) ..... 227
- 6. Dave Hoppen (1984) ..... 207
- 7. Isaiah Roby (2018) ..... 200
- 8. Mikki Moore (1995) ..... 198
- 9. John Turek (2003) ..... 197
- 10. Rich King (1989) ..... 195

**Freshman**

- 1. Aleks Maric (2005) ..... 169
- 2. John Turek (2002) ..... 162
- 3. Venson Hamilton (1996) ..... 161
- Dave Hoppen (1983) ..... 161
- 5. Michael Jacobson (2016) ..... 147
- 6. Shavon Shields (2013) ..... 144
- Andre Smith (1978) ..... 144
- 8. Joe McCray (2005) ..... 140
- 9. Jorge Brian Diaz (2010) ..... 133
- 10. Ryan Anderson (2007) ..... 129

**ASSISTS (since 1974)**

**Senior**

- 1. Charles Richardson Jr. (2007) ..... 179
- 2. Brian Carr (1987) ..... 166
- 3. Lance Jeter (2011) ..... 145
- 4. Eric Johnson (1989) ..... 135
- 5. Jaron Boone (1996) ..... 134
- 6. Cookie Belcher (2001) ..... 131
- 7. Beau Reid (1991) ..... 130
- 8. Tai Webster (2017) ..... 124
- David Ponce (1984) ..... 124
- 10. Jamar Johnson (1994) ..... 123

**Junior**

- 1. Brian Carr (1996) ..... 201
- 2. Tyronn Lue (1998) ..... 152
- 3. Cookie Belcher (1999) ..... 138
- 4. Lance Jeter (2010) ..... 134
- 5. Erick Strickland (1995) ..... 133
- 6. Tom Wald (1995) ..... 128
- 7. Jaron Boone (1995) ..... 116
- 8. Eric Johnson (1988) ..... 112
- 9. Clifford Scales (1990) ..... 110
- 10. Jack Moore (1981) ..... 108

**Sophomore**

- 1. Brian Carr (1985) ..... 237
- 2. Jack Moore (1980) ..... 145
- 3. Tyronn Lue (1997) ..... 136
- 4. Beau Reid (1989) ..... 135
- 5. Jamar Johnson (1992) ..... 130
- 6. Cookie Belcher (1998) ..... 124
- 7. Cookie Miller (2009) ..... 109
- Jaron Boone (1994) ..... 109
- 9. Eric Piatkowski (1992) ..... 97
- 10. Erick Strickland (1994) ..... 96
- Brian Banks (1977) ..... 96

**Freshman**

- 1. Tyronn Lue (1996) ..... 144
- 2. Cookie Miller (2008) ..... 109
- 3. Jake Muhleisen (2002) ..... 105
- 4. Jaron Boone (1993) ..... 87
- 5. Glynn Watson Jr. (2016) ..... 83
- 6. Brian Carr (1984) ..... 78
- 7. Marcus Walker (2006) ..... 74
- 8. Benny Parker (2013) ..... 69
- 9. Cookie Belcher (1997) ..... 68
- Eric Piatkowski (1991) ..... 68

**STEALS (since 1978)**

**Senior**

- 1. Cookie Belcher (2001) ..... 82
- 2. Eric Johnson (1989) ..... 68
- 3. Venson Hamilton (1999) ..... 67
- Brian Carr (1987) ..... 67
- 5. Clifford Scales (1991) ..... 64
- 6. Erick Strickland (1996) ..... 61
- 7. Lance Jeter (2011) ..... 57
- 8. Charles Richardson Jr. (2007) ..... 56
- 9. Brandon Richardson (2012) ..... 54
- 10. Ryan Anderson (2010) ..... 53

**Junior**

- 1. Cookie Belcher (1999) ..... 102
- 2. Erick Strickland (1995) ..... 89
- 3. Tyronn Lue (1998) ..... 63
- 4. Eric Johnson (1988) ..... 60
- 5. Carl Hayes (1991) ..... 54
- 6. Venson Hamilton (1998) ..... 53
- 7. Jamar Johnson (1993) ..... 52
- 8. Brennon Clemmons (2002) ..... 48
- 9. Glynn Watson Jr. (2018) ..... 47
- 10. Tai Webster (2016) ..... 46
- Ray Gallegos (2013) ..... 46

**Sophomore**

- 1. Cookie Belcher (1998) ..... 75
- 2. Erick Strickland (1994) ..... 60
- 3. Glynn Watson Jr. (2017) ..... 50
- 4. Ryan Anderson (2008) ..... 47
- 5. Venson Hamilton (1997) ..... 46
- 6. Cookie Miller (2009) ..... 45
- 7. Jack Moore (1980) ..... 42
- 8. Tyronn Lue (1997) ..... 41
- 9. Brian Carr (1985) ..... 40
- 10. Jamar Johnson (1992) ..... 38
- Carl Hayes (1990) ..... 38

**Freshman**

- 1. Cookie Belcher (1997) ..... 87
- 2. Cookie Miller (2008) ..... 57
- 3. Tyronn Lue (1996) ..... 50
- 4. Erick Strickland (1993) ..... 47
- 5. Glynn Watson Jr. (2016) ..... 40
- 6. Joe McCray (2005) ..... 32
- Clifford Scales (1988) ..... 32
- 8. Jake Muhleisen (2002) ..... 28
- 9. Jaron Boone (1993) ..... 26
- 10. Brandon Richardson (2009) ..... 25
- Ryan Anderson (2007) ..... 25

**BLOCKED SHOTS (since 1978)**

**Senior**

- 1. Mikki Moore (1997) ..... 88
- 2. Venson Hamilton (1999) ..... 80
- 3. Kimani Ffriend (2001) ..... 74
- 4. Rich King (1991) ..... 68
- 5. Wes Wilkinson (2006) ..... 61
- 6. Aleks Maric (2008) ..... 57
- 7. Derrick Chandler (1993) ..... 53
- 8. John Turek (2005) ..... 35
- 9. Andre Almeida (2013) ..... 32
- 10. Carl McPipe (1979) ..... 30

**Junior**

- 1. Derrick Chandler (1992) ..... 91
- 2. Kimani Ffriend (2000) ..... 85
- 3. Mikki Moore (1996) ..... 71
- 4. Isaiah Roby (2019) ..... 66
- Venson Hamilton (1998) ..... 66
- 6. Rich King (1990) ..... 45
- 7. Andre Almeida (2011) ..... 39
- 8. John Turek (2004) ..... 37
- 9. Isaac Copeland (2018) ..... 33
- Aleks Maric (2007) ..... 33
- Wes Wilkinson (2005) ..... 33

**Sophomore**

- 1. Mikki Moore (1995) ..... 67
- 2. Isaiah Roby (2018) ..... 63
- 3. Venson Hamilton (1997) ..... 56
- 4. John Turek (2003) ..... 52
- 5. Rich King (1989) ..... 50
- 6. Aleks Maric (2006) ..... 39
- 7. Jorge Brian Diaz (2011) ..... 38
- 8. Terrance Badgett (1994) ..... 26
- 9. Louis Truscott (2000) ..... 24
- Terran Petteway (2014) ..... 24

**Freshman**

- 1. Jorge Brian Diaz (2010) ..... 41
- 2. John Turek (2002) ..... 39
- Venson Hamilton (1996) ..... 39
- 4. Michael Jacobson (2016) ..... 28
- 5. Isaiah Roby (2017) ..... 25
- 6. Ed Morrow Jr. (2016) ..... 21
- 7. Cookie Belcher (1997) ..... 20
- Rich King (1988) ..... 20
- 9. Brant Harriman (1988) ..... 19
- Dave Hoppen (1983) ..... 19



VICTORIES

Table with 2 columns: Rank, Year, Victories. Top 10: 1. 1991 (26), 2. 2018 (22), 1983 (22), 1978 (22), 1920 (22), 6. 1996 (21), 1987 (21), 8. 2008 (20), 1999 (20), 1998 (20), 1966 (20), 1994 (20), 1993 (20)

LOSSES

Table with 2 columns: Rank, Year, Losses. Top 10: 1. 1963 (19), 2000 (19), 2003 (19), 2017 (19), 4. 1964 (18), 1988 (18), 1990 (18), 2010 (18), 2012 (18), 2013 (18), 2015 (18), 2016 (18)

SCORING AVERAGE

Table with 2 columns: Rank, Year, Scoring Average. Top 10: 1. 1991 (87.6), 2. 1994 (87.3), 3. 1990 (80.7), 4. 1992 (80.5), 1993 (80.5), 6. 1996 (80.2), 7. 1967 (78.9), 8. 1995 (78.4), 9. 1968 (78.2), 10. 1966 (77.2)

FIELD GOALS MADE

Table with 2 columns: Rank, Year, Field Goals Made. Top 10: 1. 1991 (1,081), 2. 1996 (1,007), 3. 1994 (956), 4. 1989 (936), 5. 2019 (916), 6. 1993 (908), 7. 1995 (907), 8. 1987 (904), 9. 1997 (895), 10. 2016 (883)

FIELD GOALS ATTEMPTED

Table with 2 columns: Rank, Year, Field Goals Attempted. Top 10: 1. 1991 (2,185), 2. 2019 (2,133), 3. 1996 (2,089), 4. 1989 (1,991), 5. 1994 (1,978), 6. 2016 (1,976), 7. 1993 (1,975), 8. 1995 (1,947), 9. 1998 (1,938), 10. 1987 (1,933)

FIELD GOAL PERCENTAGE

Table with 2 columns: Rank, Year, Field Goal Percentage. Top 10: 1. 1984 (.514), 2. 1983 (.513), 3. 1985 (.512), 4. 1986 (.511), 5. 1980 (.508), 6. 1971 (.505), 7. 1991 (.495), 8. 1981 (.490), 9. 1978 (.489), 10. 2001 (.487)

3-POINT FG MADE

Table with 2 columns: Rank, Year, 3-Point FG Made. Top 10: 1. 2019 (270), 2. 2002 (267), 3. 2007 (244), 4. 2018 (232), 5. 2006 (221), 6. 2016 (220), 7. 2010 (217), 8. 2004 (210), 9. 2009 (206), 10. 2012 (194), 1994 (194)

3-POINT FG ATTEMPTED

Table with 2 columns: Rank, Year, 3-Point FG Attempted. Top 10: 1. 2019 (800), 2. 2002 (729), 3. 2018 (670), 4. 2007 (650), 5. 2006 (637), 6. 2016 (634), 7. 2012 (599), 8. 2009 (571), 9. 2015 (566), 10. 1994 (564), 2014 (564)

3-POINT FG PERCENTAGE

Table with 2 columns: Rank, Year, 3-Point FG Percentage. Top 10: 1. 2010 (.397), 2. 2004 (.389), 3. 2001 (.383), 4. 2007 (.375), 5. 1992 (.374), 6. 1987 (.369), 7. 2002 (.366), 8. 1989 (.364), 9. 2009 (.361), 10. 1988 (.358)

FREE THROWS MADE

Table with 2 columns: Rank, Year, Free Throws Made. Top 10: 1. 1991 (690), 2. 1996 (618), 3. 1987 (544), 4. 1989 (541), 5. 1969 (527), 6. 1993 (523), 1995 (523), 8. 2018 (514), 1994 (514), 10. 2014 (511)

FREE THROWS ATTEMPTED

Table with 2 columns: Rank, Year, Free Throws Attempted. Top 10: 1. 1991 (981), 2. 1996 (897), 3. 1989 (808), 4. 1953 (795), 5. 1987 (778)

Table with 2 columns: Rank, Year, Free Throw Percentage. Top 10: 6. 1954 (.772), 7. 1995 (.766), 8. 1993 (.765), 9. 2006 (.758), 10. 1997 (.752)

FREE THROW PERCENTAGE

Table with 2 columns: Rank, Year, Free Throw Percentage. Top 10: 1. 2012 (.766), 2. 1968 (.765), 3. 1981 (.750), 4. 1980 (.749), 5. 1994 (.745), 6. 1986 (.743), 7. 1982 (.741), 8. 2016 (.730), 9. 1967 (.727), 10. 1976 (.724)

REBOUNDS

Table with 2 columns: Rank, Year, Rebounds. Top 10: 1. 1991 (1,454), 2. 1996 (1,353), 3. 1994 (1,320), 4. 1992 (1,305), 5. 1997 (1,295), 6. 1989 (1,292), 7. 1993 (1,283), 8. 2006 (1,277), 2019 (1,277), 10. 1998 (1,263)

REBOUND AVERAGE

Table with 2 columns: Rank, Year, Rebound Average. Top 10: 1. 1961 (48.8), 1960 (48.8), 3. 1962 (45.1), 4. 1992 (45.0), 5. 1959 (44.9), 6. 1963 (44.0), 7. 1974 (43.4), 8. 1991 (42.8), 9. 1964 (42.5), 10. 1966 (42.4)

ASSISTS (since 1974)

Table with 2 columns: Rank, Year, Assists. Top 10: 1. 1991 (696), 2. 1985 (615), 3. 1996 (608), 4. 1989 (592), 5. 1994 (581), 6. 1995 (572), 7. 1986 (558), 8. 1983 (555), 9. 1993 (540), 1992 (540)

FEWEST TURNOVERS (since 1977)

Table with 2 columns: Rank, Year, Fewest Turnovers. Top 10: 1. 1982 (302), 2. 2002 (317), 3. 1981 (318), 4. 1985 (339), 5. 1986 (341)

MOST TURNOVERS (since 1977)

Table with 2 columns: Rank, Year, Most Turnovers. Top 10: 1. 1996 (627), 2. 1991 (610), 3. 1999 (597), 4. 1997 (585), 5. 1989 (580)

BLOCKED SHOTS (since 1978)

Table with 2 columns: Rank, Year, Blocked Shots. Top 10: 1. 1997 (202), 2. 1996 (185), 3. 2018 (183), 4. 1992 (169), 5. 1991 (165), 6. 1999 (158), 7. 1998 (156), 8. 2019 (151), 1995 (151), 10. 2000 (145)

STEALS (since 1978)

Table with 2 columns: Rank, Year, Steals. Top 10: 1. 1999 (359), 2. 1998 (319), 3. 1991 (315), 4. 1995 (299), 5. 1997 (298), 6. 1996 (292), 7. 2008 (277), 8. 1988 (274), 9. 1994 (267), 10. 2009 (265)

FEWEST POINTS ALLOWED, SEASON

Table with 2 columns: Rank, Year, Fewest Points Allowed. Top 10: 1. 1950 (1,233), 2. 1949 (1,322), 3. 1951 (1,345), 4. 1948 (1,356), 5. 1953 (1,432), 6. 1958 (1,478), 7. 1959 (1,504), 8. 1955 (1,508), 9. 1960 (1,516), 10. 1957 (1,519)

FEWEST POINTS ALLOWED PER GAME

Table with 2 columns: Rank, Year, Fewest Points Allowed Per Game. Top 10: 1. 1949 (50.8), 2. 1950 (53.6), 3. 1982 (55.3), 4. 1948 (56.5), 5. 1951 (58.5), 6. 1959 (60.2), 7. 2009 (60.4), 8. 2011 (60.5), 9. 2008 (60.7), 10. 1983 (60.9)

MOST POINTS ALLOWED, SEASON

Table with 2 columns: Rank, Year, Most Points Allowed. Top 10: 1. 1991 (2,977), 2. 1996 (2,643), 3. 1988 (2,578), 4. 1987 (2,454), 5. 2019 (2,421)

MOST POINTS ALLOWED PER GAME

Table with 2 columns: Rank, Year, Most Points Allowed Per Game. Top 10: 1. 1990 (86.1), 2. 1994 (80.6), 3. 1991 (78.2), 4. 1989 (78.1), 5. 1967 (77.6)





Cary Cochran helped the Huskers set the than-school record with 267 3-pointers as a team during the 2001-02 season.

**FEWEST POINTS ALLOWED, SINGLE GAME** (since 1947)

1. 26 vs. Bethune-Cookman, Dec. 20, 2003 (NU 70)
2. 28 vs. North Carolina Central, Dec. 22, 2007 (71)
3. 32 vs. South Dakota, Dec. 3, 1949 (61)
4. 34 vs. Morgan State, Dec. 6, 2004 (64)
- 34 vs. Kansas, Jan. 8, 1949 (52)
6. 35 vs. Southeastern Louisiana, Nov. 11, 2018 (87)
7. 37 vs. Mississippi Valley State, Nov. 6, 2018 (106)
- 37 vs. Savannah State, Dec. 11, 2007 (82)
9. 38 vs. South Dakota, Dec. 16, 1947 (65)
- 38 vs. Santa Clara, Dec. 12, 1950 (53)
- 38 vs. Kansas, Feb. 11, 1961 (33)
- 38 vs. Mary, Nov. 15, 2016 (70)

**FEWEST POINTS BY NU, SINGLE GAME** (since 1947)

1. 28 at Kansas State (53), March 1, 1949
2. 33 vs. Kansas (38), Feb. 11, 1961
3. 34 vs. Kansas State (48), Dec. 27, 1948
- 34 at Michigan State (62), Feb. 25, 2012
5. 35 vs. Oklahoma State (52), March 16, 1949 (NCAA Playoff)
6. 36 at Kansas (49), Feb. 11, 1950
- 36 at Kansas State (71), Jan. 12, 1952
8. 38 at San Jose State (39), Dec. 29, 1947
- 38 at Oregon (60), Dec. 15, 2012
10. 39 at Oklahoma (66), Feb. 10, 1958
- 39 at Oklahoma State (54), Feb. 7, 1959
- 39 vs. Kansas (45), Feb. 23, 1963
- 39 vs. Kansas State (41), March 7, 1984 (B8T)
- 39 vs. Kansas (92), Feb. 17, 2007
- 39 vs. Oklahoma State (54), March 8, 2007 (B12T)

**MOST POINTS, BOTH TEAMS**

1. 230 at Oklahoma 133, Nebraska 97, Feb. 21, 1987
- 230 Nebraska 117, Oklahoma 113, March 8, 1991 (B8T, OT)
3. 226 at Oklahoma 115, Nebraska 111, Feb. 14, 1994 (OT)
4. 220 Nebraska 114, Oregon 106, Nov. 25, 1995 (OT)

5. 217 at Oklahoma 117, Nebraska 100, Jan. 13, 1996 (30T)
6. 213 Northern Iowa 109, Nebraska 104, Dec. 16, 1995
7. 211 at Nebraska 116, Texas-Arlington 95, Dec. 21, 1992
8. 210 Nebraska 111, at Oklahoma 99, Jan. 26, 1991
- 210 at California-Irvine 109, Nebraska 101, Nov. 28, 1986
10. 207 Marshall 119, Nebraska 88, March 13, 1967 (NIT)
- 207 Nebraska 106, at Southern Utah 101, Nov. 30, 1991

**FEWEST POINTS, BOTH TEAMS**

1. 71 Kansas 38, at Nebraska 33, Feb. 11, 1961
2. 77 at San Jose State 39, Nebraska 38, Dec. 29, 1947
3. 80 Kansas State 41, at Nebraska 39, March 7, 1984 (B8T)
4. 81 at Kansas State 53, Nebraska 28, March 1, 1949
5. 82 Kansas State 48, Nebraska 34, Dec. 27, 1948 (KC,B7HT)
- 82 at Nebraska 43, Air Force 39, Dec. 8, 1962
7. 84 at Nebraska 43, Kansas 41, Feb. 22, 1958
- 84 Kansas 45, at Nebraska 39, Feb. 23, 1963
9. 85 Nebraska 44, at Iowa State 41, Feb. 19, 1949
- 85 at Kansas 49, Nebraska 36, Feb. 11, 1950

**100-POINT HUSKER GAMES**

1. 117 vs. Harvard (79), Dec. 1, 1989
- 117 vs. Oklahoma (113), March 8, 1991 (B8T, OT)
3. 116 vs. Nevada (71), Dec. 14, 1970
- 116 vs. Texas-Arlington (95), Dec. 21, 1992
5. 114 vs. Oregon (106), Nov. 25, 1995 (OT)
6. 113 vs. Augustana, S.D. (69), Nov. 26, 1983
- 113 vs. Tennessee Tech (92), Dec. 14, 1990
8. 111 vs. Cal State Fullerton (74), Dec. 4, 1967
- 111 at Oklahoma (99), Jan. 26, 1991
- 111 vs. Portland (85), Dec. 4, 1993
- \*111 at Oklahoma (115), Feb. 14, 1994 (OT)
12. 110 vs. Oklahoma (90), Jan. 27, 1968
13. 108 vs. Appalachian State (71), Dec. 31, 1994
- 108 vs. Colgate (76), Dec. 4, 1992
15. 107 vs. Saint Louis (79), Nov. 23, 1990
- 107 vs. North Carolina A&T (57), Dec. 19, 2005
17. 106 vs. Mississippi Valley State (37), Nov. 6, 2019
- 106 at Southern Utah (101), Nov. 30, 1991
- 106 vs. Colorado (67), Jan. 8, 1994
20. 105 vs. Eastern Washington (71), Jan. 14, 1984
- 105 vs. Northwest Missouri St. (64), Jan. 5, 1987
- 105 vs. Toledo (68), Dec. 8, 1990
- 105 vs. Oklahoma (93), Feb. 16, 1991
- 105 vs. Oklahoma (88), March 11, 1994 (B8T)
25. 104 vs. UTSA (94), Dec. 20, 2017
- 104 vs. Montana State (60), Dec. 23, 1978
- 104 vs. Pepperdine (100), Dec. 2, 1989
- 104 vs. Northern Iowa (109), Dec. 16, 1995
29. 102 vs. Eastern Washington (67), Dec. 21, 1991
- 102 vs. Iowa State (86), Feb. 12, 1994
31. 101 at Wisconsin (88), Dec. 1, 1965
- 101 vs. South Dakota (69), Dec. 1, 1984
- 101 at California-Irvine (109), Nov. 28, 1986
- 101 vs. Northeastern Illinois (60), Dec. 21, 1994
35. 100 vs. Washington State (75), Dec. 12, 1966
- 100 vs. South Dakota State (83), Nov. 30, 1979
- 100 vs. Illinois (73), Nov. 24, 1990
- 100 vs. Creighton (83), Dec. 10, 1992
- 100 vs. Southern Utah (85), Jan. 5, 1993
- 100 at Colorado (86), Feb. 8, 1995
- 100 at Oklahoma (117), Jan. 13, 1996 (30T)

Note: Nebraska is 37-4 when it has scored 100 or more points. \*Most points scored in loss

**100-POINT GAMES AGAINST NU**

1. 133 at Oklahoma, Feb. 21, 1987 (NU 97)
2. 119 by Marshall, March 13, 1967 (88, NIT)
3. 117 at Oklahoma, Jan. 13, 1996 (100, 30T)
4. 115 at Oklahoma, Feb. 14, 1994 (111, OT)
5. 114 at Kansas State, Jan. 10, 1987 (82)
- 114 at Iowa State, Jan. 28, 1988 (76)
7. 113 at Oklahoma, March 5, 1988 (93)
- 113 by Oklahoma, March 8, 1991 (117, B8T, OT)##
9. 112 at Houston, Dec. 12, 1969 (82)
10. \*111 by Missouri, Jan. 13, 1990 (95)
11. 110 at Kansas, Feb. 26, 1966 (73)
12. 109 at California-Irvine, Nov. 28, 1986 (101)
- 109 by SW Louisiana, Dec. 29, 1992 (80)
- 109 by Northern Iowa, Dec. 16, 1995 (104)
15. 108 at Kansas State, March 10, 1953 (80)
16. 107 at Missouri, Feb. 10, 1990 (85)
- 107 by Oklahoma, March 13, 1992 (85, B8T)
18. 106 at Oklahoma, March 7, 1992 (97)
- 106 by Oregon, Nov. 25, 1995 (114, OT)##
20. 105 at Oklahoma, Jan. 31, 1990 (64)
- 105 at Texas, Jan. 21, 1998 (91)
22. 103 at Ohio State, Dec. 14, 1988 (76)
- 103 at Oklahoma, March 4, 1989 (76)
- 103 vs. Oklahoma State, Feb. 14, 1990 (84)
- 103 at Kansas, Jan. 25, 1992 (78)
26. 102 at Kansas, Feb. 8, 1958 (46)
- 102 at Wyoming, Dec. 7, 1966 (98)
- 102 at Oklahoma, Jan. 14, 1993 (89)
- 102 at Texas, Jan. 4, 1995 (74)
30. 101 at Iowa State, Feb. 24, 1990 (85)
- 101 at Michigan State, Dec. 4, 1991 (78)
- 101 at Southern Utah, Nov. 30, 1992 (106)##
- 101 at Texas Christian, March 15, 1999 (89)
34. 100 vs. Kansas State, Dec. 26, 1963 (78)
- 100 at Kansas, Feb. 17, 1970 (87)
- 100 vs. Pepperdine, Dec. 2, 1989 (104)##

Note: Nebraska is 4-32 when allowing 100 or more points, (wins indicated with ##). \*Most points scored against NU in Lincoln.



Aleks Maric helped the Huskers to a pair of postseason appearances during his Husker career from 2005-08.

**LARGEST VICTORY MARGIN**

No.	Margin	Score	H/A	Opponent	Season
1.	74	82-8	A	Crete	1906-07
2.	69	106-37	H	Mississippi Valley State	2018-19
3.	57	97-40	H	Arkansas-Pine Bluff	2004-05
4.	54	57-3	H	Doane	1899-1900
	54	57-3	A	Nebraska Wesleyan	1898-99
6.	52	87-35	H	Southeastern Louisiana	2018-19
	52	98-46	H	Southwest Missouri State	1982-83
	52	62-10	H	Morningside	1911-12
9.	50	107-57	H	North Carolina A&T	2005-06
	50	93-43	H	Missouri Western State	1982-83
11.	49	91-42	H	Sam Houston State	1991-92
	49	63-14	H	Nebraska Wesleyan	1901-02
13.	47	88-41	H	Delaware State	1995-96
14.	46	97-51	H	Mississippi Valley State	2015-16

Note: Nebraska's largest margin of victory over a conference opponent was 40 points vs. Kansas, March 2, 1901 (48-8).

**LARGEST LOSING MARGIN**

No.	Margin	Score	Opponent	Season
1.	56	46-102	at Kansas	1957-58
2.	53	39-92	at Kansas	2006-07
3.	44	29-73	at Haskell Institute	1901-02
4.	43	9-52	at Minnesota	1901-02
5.	42	54-96	at Kansas	2005-06
	42	27-69	at Illinois	1942-43
	42	30-72	at Kansas	1945-46
	42	47-89	vs. Colorado (at K.C.)	1954-55
9.	41	64-105	at Oklahoma	1989-90
10.	40	51-91	at Texas	2009-10
	40	15-55	at DePaul	1943-44
	40	53-93	at Oklahoma State	1994-95
13.	39	4-43	at Wisconsin	1907-08
	39	16-55	at Missouri	1921-22
	39	54-93	at Oklahoma State	1964-65
	39	55-94	at Oklahoma State	1999-2000
	39	57-96	at Kansas	2001-02

**HUSKER WINNING STREAKS**

No.	Season	Win Streak	Date Started	Date Ended
1.	1990-91	14 games	11-28-90	1-22-91
	1911-12/12-13	14 games	1-27-12	1-25-13
3.	1919-20/20-21	13 games	2-6-20	1-3-21
	1897-98/1900-01	13 games	2-22-1898	1901**
5.	1912-13	12 games	1-31-13	3-12-13
6.	2010-11	11 games	11-20-10	1-12-11
	1993-94	11 games	12-3-93	1-19-94
	1905-06/06-07	11 games	2-25-06	2-15-07
9.	1994-95	10 games	11-27-94	1-4-95
	1977-78	10 games	12-2-77	12-29-77

\*\*Dates unavailable

**Consecutive Conference Victories:**

29, all eight in 1911-12, all 10 in 1912-13, all seven in 1913-14, first four in 1914-15 (ended at Kansas, 43-18, Jan. 22, 1915)

**Consecutive Home Victories:**

20, all 11 games in 1965-66, first nine games in 1966-67 (ended by Kansas, 64-57, March 4, 1967)

20, final 11 game in 2017-18, first nine games in 2018-19 (ended by Michigan State, 70-64, Jan. 17, 2019)

**Consecutive Home Conference Victories:**

15, all four games in 1911-12, all five games in 1912-13, all four games in 1913-14, first two games in 1914-15 (ended by Drake, 20-19, Feb. 19, 1915)

**Consecutive Losses:**

13, final six games of 1931-32, first seven games of 1932-33 (ended vs. Kansas State, 31-25, Jan. 14, 1933)

**Consecutive Conference Losses:**

12, last six in 1943-44, first six in 1944-45 (ended vs. Kansas, 59-45, Feb. 10, 1945)

**Consecutive Home Losses:**

7, games five through 11 in 1962-63 (ended vs. Oklahoma State, 49-48, Feb. 25, 1963)

**Consecutive Home Conference Losses:**

9, last four games of 1961-62, first five games of 1962-63 (ended vs. Oklahoma State, 49-48, Feb. 25, 1963)



Derrick Chandler blocked 144 shots during his two-year career. He holds the Nebraska single-season blocked shots record with 91 rejections in 1991-92.



**POINTS SCORED**

Year	Leader	G	Pts.	PPG
2019	James Palmer Jr., Sr., G	36	708	19.7
2018	James Palmer Jr., Sr., G	33	568	17.2
2017	Tai Webster, Sr., G	31	527	17.0
2016	Shavon Shields, Sr., F	30	503	16.8
2015	Terran Petteway, Jr., G	31	564	18.2
2014	Terran Petteway, So., G/F	32	579	18.1
2013	Dylan Talley, Sr., G	33	453	13.7
2012	Bo Spencer, Sr., G	30	461	15.4
2011	Lance Jeter, Sr., G	32	373	11.7
2010	Ryan Anderson, Sr., G	31	351	11.3
2009	Ade Dagunduro, Sr., G	31	398	12.8
2008	Aleks Maric, Sr., C	33	519	15.7
2007	Aleks Maric, Jr., C	30	556	18.5
2006	Wes Wilkinson, Sr., F	32	382	11.9
2005	Joe McCray, Fr., G	28	433	15.5
2004	Nate Johnson, Sr., G	30	389	13.0
2003	Andrew Drevo, Jr., F	29	402	13.9
2002	Cary Cochran, Sr., G	28	392	14.0
2001	Cookie Belcher, Sr., G	30	492	16.4
2000	Larry Florence, Sr., F	30	389	13.0
1999	Venson Hamilton, Sr., C	33	518	15.7
1998	Tyronn Lue, Jr., G	32	678	21.2
1997	Tyronn Lue, So., G	32	603	18.8
1996	Erick Strickland, Sr., G	35	516	14.7
1995	Jaron Boone, Jr., G	32	559	17.5
1994	Eric Piatkowski, Sr., F	30	646	21.5
1993	Eric Piatkowski, Jr., F	30	502	16.7
1992	Eric Piatkowski, So., F	29	414	14.3
1991	Rich King, Sr., C	34	526	15.5
1990	Rich King, Jr., C	28	450	16.1
1989	Beau Reid, So., F	32	382	11.9
1988	Derrick Vick, Sr., F	31	348	11.2
1987	Bernard Day, Sr., F	33	410	12.4
1986	Dave Hoppen, Sr., C	19	420	22.1
1985	Dave Hoppen, Jr., C	30	704	23.5
1984	Dave Hoppen, So., C	30	598	19.9
1983	Dave Hoppen, Fr., C	32	445	13.9
1982	Jack Moore, Sr., G	27	343	12.7
1981	Andre Smith, Sr., C	26	475	18.3
1980	Andre Smith, Jr., C	31	600	19.4
1979	Andre Smith, So., C	27	364	13.5
1978	Carl McPipe, Jr., C	29	445	15.3
1977	Carl McPipe, So., C	29	440	15.2
1976	Jerry Fort, Sr., G	27	513	19.0
1975	Jerry Fort, Jr., G	26	525	20.2
1974	Jerry Fort, So., G	26	468	18.0
1973	Jerry Fort, Fr., G	26	376	14.5
1972	Chuck Jura, Sr., C	26	551	21.2
1971	Marvin Stewart, Sr., G	26	556	21.4
1970	Tom Scantlebury, Jr., G	25	361	14.4
1969	Marvin Stewart, So., G	26	381	14.6
1968	Stuart Lantz, Sr., G	25	482	19.3
1967	Stuart Lantz, Jr., G	25	481	19.2
1966	Tom Baack, So., F	25	386	15.4
1965	Fred Hare, So., F	25	380	15.2
1964	Charlie Jones, F	25	322	12.9
1963	Daryl Petsch, G	25	369	14.8
1962	Tom Russell, Sr., F/C	25	412	16.5
1961	Tom Russell, Jr., F/C	24	300	12.5
1960	Herschell Turner, G	24	382	15.9
1959	Herschell Turner, G	25	428	17.1
1958	Wilson Fitzpatrick, G	23	264	11.5
	Gary Reimers, G	23	264	11.5
1957	Rex Ekwall, F	23	307	13.3
1956	Rex Ekwall, F	21	312	14.9
1955	Willard Fagler, C	21	285	13.6
1954	Bill Johnson, C	21	382	18.2
1953	Bill Johnson, C	20	277	13.9
1952	Jim Buchanan, G	24	400	16.7
1951	Bob Pierce, C	23	384	16.7
1950	Bus Whitehead, C	23	360	15.7
1949	Claude Retherford, G	26	311	12.0
1948	Claude Retherford, G	24	259	10.8

**FIELD GOAL PERCENTAGE**

Year	Leader*	G	FG-FGA	Pct.
2019	Isaiah Roby, Jr., F	35	148-325	.454
2018	Isaiah Roby, So., F	33	95-168	.565
2017	Ed Morrow Jr., So., F	24	92-179	.514
2016	Andrew White III, Jr., G	34	195-405	.481
2015	Shavon Shields, Jr., F	31	161-366	.440
2014	Walter Pitchford, So., F	32	107-226	.473
2013	Brandon Ubel, Sr., F	31	129-269	.480
2012	Caleb Walker, Sr., G	30	78-172	.453
2011	Jorge Brian Diaz, So., C	32	150-279	.538
2010	Jorge Brian Diaz, Fr., C	33	133-255	.522
2009	Ade Dagunduro, Sr., G	31	143-275	.520
2008	Aleks Maric, Sr., C	33	191-332	.575
2007	Aleks Maric, Jr., C	30	203-359	.565
2006	Jason Dourisseau, Sr., G	33	127-266	.477
2005	John Turek, Sr., F	28	88-170	.518
2004	Nate Johnson, Sr., G	30	127-271	.469
2003	Corey Simms, So., G	29	77-167	.461
2002	Cary Cochran, Sr., G	28	116-277	.419
2001	Kimani Ffriend, Sr., C	28	144-271	.623
2000	Kimani Ffriend, Jr., C	30	123-229	.537
1999	Larry Florence, Jr., F	33	133-262	.508
1998	Venson Hamilton, Jr., C	32	139-269	.517
1997	Mikki Moore, Sr., C	33	144-247	.583
1996	Mikki Moore, Jr., C	35	118-202	.584
1995	Terrance Badgett, Jr., F	32	106-212	.500
1994	Bruce Chubick, Sr., F	31	121-215	.563
1993	Bruce Chubick, Jr., F	31	90-173	.520
1992	Dapreis Owens, Sr., F	29	116-213	.545
1991	Rich King, Sr., C	34	202-352	.574
1990	Rich King, Jr., C	28	170-305	.557
1989	R. van Poelgeest, Jr., C	29	103-177	.582
1988	Pete Manning, Jr., F	31	111-188	.590
1987	Derrick Vick, Jr., F	32	131-240	.546
1986	Bernard Day, Jr., F	30	158-280	.564
1985	Dave Hoppen, Jr., C	30	270-418	.646
1984	Dave Hoppen, So., C	30	220-367	.599
1983	Greg Downing, Sr., G/F	31	101-174	.580
1982	Ray Collins, Sr., G/F	28	111-221	.502
1981	Andre Smith, Sr., C	26	185-314	.589
1980	Andre Smith, Jr., C	31	237-388	.611
1979	Andre Smith, So., C	27	146-256	.570
1978	Andre Smith, Fr., C	27	105-190	.553
1977	Carl McPipe, Jr., C	29	183-376	.487
1976	Larry Cox, Sr., C	27	133-198	.672
1975	Larry Cox, Jr., C	26	72-151	.589
1974	Tom Novak, Sr., G	22	62-140	.443
1973	Brendy Lee, Jr., C/F	26	88-192	.458
1972	Chuck Jura, Sr., C	26	111-181	.613
1971	Chuck Jura, Jr., C	26	181-306	.592
1970	Sam Martin, Sr., C	22	58-116	.500
1969	Leroy Chalk, So., C	26	98-182	.538
1968	Stuart Lantz, Sr., G	25	173-349	.496
1967	Stuart Lantz, Jr., G	25	190-368	.516
1966	Grant Simmons, So., G	25	131-267	.491
1965	Willie Campbell, G	18	47-111	.423
1964	Charlie Jones, F	25	143-320	.447
1963	Ivan Grupe, F	25	100-210	.476
1962	Tom Russell, F/C	25	136-243	.560
1961	Tom Russell, F/C	24	97-201	.483
1960	Herschell Turner, G	24	143-326	.439
1959	Wayne Hester, G	25	68-147	.463
1958	Gary Reimers, G	23	84-203	.414
1957	Gary Reimers, G	23	106-229	.463
1956	Rex Ekwall, F	21	102-237	.430
1955	Rex Ekwall, F	21	88-194	.454
1954	Bill Johnson, C	21	130-301	.432
1953	Bill Johnson, C	20	80-199	.422
1952	Jim Buchanan, G	24	173-484	.357
1951	Bob Pierce, C	23	131-327	.401
1950	Jim Buchanan, G	23	58-159	.365
1949	Bus Whitehead, C	26	99-284	.349
1948	Rodney Cox, F	24	62-180	.344

\*Minimum of 5 att. per game while playing in 75 percent of team's games.

**REBOUNDS**

Year	Leader	G	Reb.	RPG
2019	Isaiah Roby, Jr., F	35	242	6.9
2018	Isaiah Roby, So., F	32	200	6.3
2017	Ed Morrow Jr., So., F	24	180	7.5
2016	Andrew White III, Jr., G	34	199	5.9
2015	Shavon Shields, Jr., F	31	186	6.0
2014	Shavon Shields, So., G/F	32	184	5.8
2013	Brandon Ubel, Sr., F	31	209	6.7
2012	Brandon Ubel, Jr., F	30	160	5.3
2011	Caleb Walker, Jr., G	32	145	4.5
2010	Ryan Anderson, Sr., G	31	164	5.3
2009	Ade Dagunduro, Sr., G	31	135	4.4
2008	Aleks Maric, Sr., C	33	335	10.2
2007	Aleks Maric, Jr., C	30	260	8.7
2006	Aleks Maric, So., C	31	251	8.1
2005	Aleks Maric, Fr., C	27	169	6.3
2004	John Turek, Jr., F	31	182	5.9
2003	Andrew Drevo, Jr., F	29	212	7.3
2002	John Turek, Fr., F	26	162	6.2
2001	Kimani Ffriend, Sr., C	28	229	8.2
2000	Kimani Ffriend, Jr., C	30	263	8.8
1999	Venson Hamilton, Sr., C	33	335	10.2
1998	Venson Hamilton, Jr., C	32	315	9.8
1997	Venson Hamilton, So., C	32	269	8.4
1996	Bernard Garner, Jr., F	35	222	6.3
1995	Mikki Moore, So., C	32	198	6.2
1994	Bruce Chubick, Sr., F	31	219	7.3
1993	Derrick Chandler, Sr., C	31	252	8.1
1992	Derrick Chandler, Jr., C	29	238	8.2
1991	Rich King, Sr., C	34	274	8.1
1990	Rich King, Jr., C	28	208	7.4
1989	Pete Manning, Sr., F/C	33	201	6.1
1988	Derrick Vick, Sr., F	31	162	5.2
1987	Bill Jackman, Sr., F	33	213	6.5
1986	Bernard Day, Jr., F	30	198	6.6
1985	Dave Hoppen, Jr., C	30	258	8.6
1984	Dave Hoppen, So., C	30	207	6.9
1983	Claude Renfro, Sr., F	32	175	5.5
1982	Jerry Shoecraft, Sr., F	28	122	4.4
1981	Andre Smith, Sr., C	26	172	6.6
1980	Andre Smith, Jr., C	31	251	8.1
1979	Carl McPipe, Sr., C	26	196	7.5
1978	Carl McPipe, Jr., C	29	228	7.9
1977	Carl McPipe, So., C	29	241	8.3
1976	Larry Cox, Sr., C	27	166	6.1
1975	Bob Siegel, So., F	26	227	8.7
1974	Brendy Lee, Sr., F/C	26	197	7.6
1973	Brendy Lee, Sr., F/C	26	185	7.1
1972	Chuck Jura, Sr., C	26	305	11.7
1971	Leroy Chalk, Sr., C	26	290	11.2
1970	Leroy Chalk, Jr., C	24	235	9.4
1969	Leroy Chalk, So., C	26	257	9.9
1968	Stuart Lantz, Sr., G	25	179	7.2
1967	Stuart Lantz, Jr., G	25	193	7.7
1966	Stuart Lantz, So., G	25	199	8.0
1965	Fred Hare, So., F	25	185	7.4
1964	Charlie Jones, F	25	171	6.8
1963	Charlie Jones, F	25	204	8.2
1962	Tom Russell, Sr., F/C	25	200	8.0
1961	Tom Russell, Jr., F/C	24	232	9.7
1960	Herschell Turner, G	24	193	8.0
1959	Herschell Turner, G	25	244	9.8
1958	Herschell Turner, G	23	189	8.2
1957	Rex Ekwall, F	23	214	9.3
1956	Rex Ekwall, F	21	224	10.7
1955	Rex Ekwall, F	21	241	11.5
1954	Bill Johnson, C	21	236	11.2
1953	Bill Johnson, C	20	188	9.4
1952	Bill Johnson, C	19*	145	7.6

\*Rebounding statistics missing for five games in 1952, and not available for seasons prior to 1952.

**FREE THROW PERCENTAGE**

Year	Leader*	G	FT-FTA	Pct.
2019	James Palmer Jr., Sr., G	36	215-282	.762
2018	Glynn Watson Jr., Jr., G	33	71-91	.780
2017	Glynn Watson Jr., So., G	21	68-84	.810
2016	Andrew White III, Jr., G	34	68-111	.775
2015	Shavon Shields, Jr., F	32	139-168	.827
2014	Terran Petteway, So., G/F	32	167-204	.819
2013	Brandon Ubel, Sr., F	31	93-116	.802
2012	Bo Spencer, Sr., G	30	92-105	.876
2011	Brandon Richardson, Jr., G	31	60-72	.833
2010	Brandon Richardson, So., G	31	85-103	.825
2009	Cookie Miller, So., G	30	58-71	.817
2008	Steve Harley, Jr., G	32	61-86	.709
2007	Charles Richardson Jr., Sr., G	31	68-81	.840
2006	Jamel White, Fr., G	33	69-86	.802
2005	Marcus Neal Jr., Sr., G	28	54-68	.794
2004	Nate Johnson, Sr., G	30	103-119	.866
2003	Nate Johnson, Jr., G	28	83-114	

# N 2019-20 NEBRASKA BASKETBALL

## STATISTICAL LEADERS (SINCE 1947)

1947	Bus Whitehead	26	75-108	.694
1946	Rodney Cox	24	38-57	.667

\*Minimum of 2 att. per game while playing in 75 percent of team's games. #Led nation in free throw percentage.

### 3-POINT PERCENTAGE

Year	Leader*	G	3FG-Att.	Pct.
2019	Glynn Watson Jr., Sr., G	36	82-214	.383
2018	Anton Gill, Sr., G	31	54-143	.378
2017	Glynn Watson Jr., So., G	31	48-121	.397
2016	Andrew White III, Jr., G	34	87-211	.412
2015	Terran Petteway, Jr., G	32	68-217	.313
2014	Walter Pitchford, So., F	32	48-117	.410
2013	Dylan Talley, Sr., G	33	51-149	.342
2012	Dylan Talley, Jr., G	25	38-103	.369
2011	Toney McCray, Jr., G	32	35-86	.407
2010	Eshaunte Jones, Fr., G	29	40-92	.435
2009	Paul Velander, Sr., G	31	60-150	.400
2008	Paul Velander, Jr., G	31	36-94	.383
2007	Jay-R Strowbridge, Fr., G	29	25-54	.463
2006	Wes Wilkinson, Sr., F	32	62-148	.419
2005	Joe McCray, Fr., G	28	80-226	.354
2004	Brian Conklin, Sr., F	31	66-118	.559
2003	Andrew Drevo, Jr., F	29	48-149	.322
2002	Brian Conklin, So., F	28	65-150	.433
2001	Cary Cochran, Jr., G	30	78-165	.473
2000	Cary Cochran, So., G	29	62-160	.388
1999	Cary Cochran, Fr., G	32	39-98	.398
1998	Tyrone Lue, Jr., G	32	78-209	.373
1997	Cookie Belcher, Fr., G	33	30-76	.395
1996	Jaron Boone, Sr., G	34	59-167	.353
1995	Jaron Boone, Jr., G	32	70-182	.385
1994	Jaron Boone, So., G	30	35-95	.368
1993	Eric Piatkowski, Jr., F	30	48-129	.372
1992	Jamar Johnson, So., G	28	39-95	.411
1991	Clifford Scales, Sr., G	34	26-57	.456
1990	Chris Cresswell, Sr., G	26	37-97	.381
1989	Ray Richardson, Jr., G/F	32	57-145	.393
1988	Beau Reid, Fr., F	28	26-67	.388
1987	Henry T. Buchanan, Jr., G	33	28-62	.452

\*Minimum of 1.5 att. per game while playing in 75 percent of team's games.

### ASSISTS

Year	Leader	G	No.	Avg.
2019	Glynn Watson Jr., Sr., G	36	112	3.1
2018	Glynn Watson Jr., Jr., G	33	106	3.2
2017	Tai Webster, Sr., G	31	124	4.0
2016	Shavon Shields, Sr., F	30	80	2.7
2015	Terran Petteway, Jr., G	31	87	2.7
2014	Tai Webster, Fr., G	32	63	2.0
2013	Dylan Talley, Sr., G	33	81	2.5
2012	Bo Spencer, Sr., G	30	98	3.8
	Brandon Richardson, Sr., G	30	98	3.8
2011	Lance Jeter, Sr., G	33	145	4.5
2010	Lance Jeter, Jr., G	33	134	4.1
2009	Cookie Miller, So., G	30	109	3.6
2008	Cookie Miller, Fr., G	30	109	3.6
2007	Charles Richardson Jr., Sr., G	31	179	5.8
2006	Charles Richardson Jr., Jr., G	30	100	3.3
2005	Marcus Neal Jr., Sr., G	28	93	3.3
2004	Charles Richardson Jr., Fr., G	31	66	2.1
2003	Brennon Clemmons, Sr., G	26	68	2.6
2002	Jake Muhleisen, Fr., G	28	105	3.8
2001	Cookie Belcher, Sr., G	30	131	4.4
2000	Danny Walker, Jr., G	29	97	3.3
1999	Cookie Belcher, Jr., G	32	138	4.3
1998	Tyrone Lue, Jr., G	32	152	4.8
1997	Tyrone Lue, So., G	32	136	4.3
1996	Tyrone Lue, Fr., G	35	144	4.1
1995	Erick Strickland, Jr., G	31	133	4.3
1994	Jamar Johnson, Sr., G	28	123	4.4
1993	Jamar Johnson, Jr., G	28	102	3.3
1992	Jamar Johnson, So., G	28	130	4.6

1991	Beau Reid, Sr., F	34	130	3.8
1990	Clifford Scales, Jr., G	26	110	4.2
1989	Eric Johnson, Sr., G	32	135	4.2
	Beau Reid, So., F	32	135	4.2
1988	Eric Johnson, Jr., G	31	112	3.6
1987	Brian Carr, Sr., G	33	166	5.0
1986	Brian Carr, Jr., G	30	201	6.7
1985	Brian Carr, So., G	30	237	7.9
1984	David Ponce, Sr., G	30	124	4.1
1983	Stan Cloudy, Jr., F	28	106	3.3
1982	Jack Moore, Sr., G	27	109	4.0
1981	Jack Moore, Jr., G	27	108	4.0
1980	Jack Moore, So., G	31	145	4.7
1979	Bob Moore, Sr., G	27	81	3.0
1978	Brian Banks, Jr., G	30	96	3.2
1977	Allen Holder, Sr., G/F	29	119	4.1
1976	Jerry Fort, Sr., G	27	85	3.1
1975	Steve Erwin, Sr., F	26	85	3.3
1974	Ricky Marsh, So., G	26	77	3.0

### BLOCKED SHOTS

Year	Leader	G	No.	Avg.
2019	Isaiah Roby, Jr., F	35	66	1.9
2018	Isaiah Roby, So., F	32	63	2.0
2017	Ed Morrow Jr., So., F	24	27	1.1
2016	Michael Jacobson, Fr., F	34	28	0.8
2015	Terran Petteway, Jr., G	31	27	0.9
2014	Terran Petteway, So., G/F	32	24	0.8
2013	Andre Almeida, Sr., C	29	32	1.1
2012	Jorge Brian Diaz, Jr., C	16	31	1.9
2011	Andre Almeida, Jr., C	30	39	1.3
2010	Jorge Brian Diaz, Fr., C	33	41	1.2
2009	Toney McCray, Fr., G	30	18	0.6
2008	Aleks Maric, Sr., C	33	57	1.7
2007	Aleks Maric, Jr., C	30	33	1.1
2006	Wes Wilkinson, Sr., F	32	61	1.9
2005	John Turek, Sr., F	28	35	1.3
2004	John Turek, Jr., F	31	37	1.2
2003	John Turek, So., F	30	52	1.7
2002	John Turek, Fr., F	26	39	1.4
2001	Kimani Ffriend, Sr., C	28	74	2.6
2000	Kimani Ffriend, Jr., C	30	85	2.8
1999	Venson Hamilton, Sr., C	33	80	2.4
1998	Venson Hamilton, Jr., C	32	66	2.1
1997	Mikki Moore, Sr., C	33	88	2.7
1996	Mikki Moore, Jr., C	35	71	2.1
1995	Mikki Moore, So., C	32	67	2.1
1994	Terrance Badgett, So., F	29	26	0.9
1993	Derrick Chandler, Sr., C	31	53	1.7
1992	Derrick Chandler, Jr., C	29	91	3.1
1991	Rich King, Sr., C	34	68	2.0
1990	Rich King, Jr., C	28	45	1.6
1989	Rich King, So., C	33	50	1.5
1988	Derrick Vick, Sr., F	31	21	0.7
1987	Derrick Vick, Jr., F	32	19	0.6
1986	Dave Hoppen, Sr., C	19	11	0.6
1985	Ronnie Smith, Sr., C/F	29	13	0.4
	Dave Hoppen, Jr., C	30	13	0.4
1984	Dave Hoppen, So., C	30	12	0.4
1983	Dave Hoppen, Fr., C	32	19	0.6
1982	Lenard Johnson, Jr., F/C	27	23	0.9
1981	Andre Smith, Sr., C	26	20	0.8
1980	Greg Downing, Fr., G/F	31	15	0.5
1979	Carl McPipe, Sr., C	26	30	1.2
1978	Terry Novak, Sr., G/F	30	18	0.6

### STEALS

Year	Leader	G	No.	Avg.
2019	James Palmer Jr., Sr., G	36	52	1.4
2018	Glynn Watson Jr., Jr., G	33	47	1.4
2017	Glynn Watson Jr., So., G	31	50	1.6
2016	Tai Webster, Jr., G	34	46	1.4
2015	Benny Parker, Jr., G	31	45	1.5
2014	David Rivers, Jr., F	25	25	1.0

2013	Ray Gallegos, Jr., G	33	46	1.4
2012	Brandon Richardson, Sr., G	30	54	1.8
2011	Lance Jeter, Sr., G	32	57	1.8
2010	Ryan Anderson, Sr., G	31	53	1.7
2009	Cookie Miller, So., G	30	45	1.5
	Steve Harley, Sr., G	31	45	1.5
2008	Cookie Miller, Fr., G	30	58	1.7
2007	Charles Richardson Jr., Sr., G	31	56	1.8
2006	Charles Richardson Jr., Jr., G	30	34	1.1
2005	Joe McCray, Fr., G	28	32	1.1
2004	Jake Muhleisen, Jr., G	31	36	1.2
2003	Brennon Clemmons, Sr., G	26	47	1.8
2002	Brennon Clemmons, Jr., G	28	48	1.7
2001	Cookie Belcher, Sr., G	30	82	2.7
2000	Larry Florence, Sr., F	30	44	1.5
1999	Cookie Belcher, Jr., G	32	102	3.2
1998	Cookie Belcher, So., G	32	75	2.3
1997	Cookie Belcher, Fr., G	33	87	2.6
1996	Erick Strickland, Sr., G	35	61	1.7
1995	Erick Strickland, Jr., G	31	89	2.9
1994	Erick Strickland, So., G	30	60	2.0
1993	Jamar Johnson, Jr., G	31	52	1.7
1992	Jamar Johnson, So., G	28	36	1.3
1991	Clifford Scales, Sr., G	34	64	1.9
1990	Clifford Scales, Jr., G	26	44	1.7
1989	Eric Johnson, Sr., G	32	68	2.1
1988	Eric Johnson, Jr., G	31	60	1.9
1987	Brian Carr, Sr., G	33	67	2.0
1986	Brian Carr, Jr., G	30	31	1.0
1985	Curtis Moore, Sr., F	30	45	1.5
1984	David Ponce, Sr., G	30	36	1.2
1983	Greg Downing, Sr., G/F	31	46	1.5
1982	Ray Collins, Sr., G/F	28	38	1.4
1981	Jack Moore, Jr., G	27	36	1.3
1980	Jack Moore, So., G	31	42	1.4
1979	Brian Banks, Sr., G	24	34	1.4
1978	Brian Banks, Jr., G	30	36	1.2
2016	Shavon Shields, Sr., F	30	921	30.7
2015	Shavon Shields, Jr., F	31	1095	35.3
2014	Shavon Shields, So., F	32	1042	32.6
2013	Ray Gallegos, Jr., G	33	1237	37.5
2012	Bo Spencer, Sr., G	30	976	32.5
2011	Lance Jeter, Sr., G	33	967	30.2
2010	Lance Jeter, Jr., G	33	1,024	31.0
2009	Steve Harley, Sr., G	31	937	30.2
2008	Ryan Anderson, So., G	33	980	29.7
2007	Charles Richardson Jr., Sr., G	31	1,125	36.3
2006	Jason Dourisseau, Sr., G	33	1,006	30.5
2005	Joe McCray, Fr., G	28	832	29.7
2004	Jake Muhleisen, Jr., G	31	827	26.7
2003	Nate Johnson, Jr., G	28	895	32.0
2002	Jake Muhleisen, Fr., G	28	821	29.3
2001	Cookie Belcher, Sr., G	30	1,024	34.1
2000	Steffon Bradford, Jr., F	30	904	30.1
1999	Venson Hamilton, Sr., C	33	1,074	32.5
1998	Tyrone Lue, Jr., G	32	1,149	35.9
1997	Tyrone Lue, So., G	32	1,150	35.9
1996	Jaron Boone, Sr., G	34	1,105	32.5
1995	Jaron Boone, Jr., G	32	1,043	32.6
1994	Eric Piatkowski, Sr., F	30	972	32.4
1993	Eric Piatkowski, Jr., F	30	892	29.7
1992	Eric Piatkowski, So., F	29	873	30.1
1991	Clifford Scales, Sr., G	34	982	28.9
1990	Clifford Scales, Jr., G	26	824	31.7
1989	Eric Johnson, Sr., G	32	996	31.1
1988	Eric Johnson, Jr., G	31	889	28.7
1987	Brian Carr, Sr., G	33	1,065	32.3
1986	Brian Carr, Jr., G	30	1,063	35.4
1985	Dave Hoppen, Jr., C	30	1,155	38.5
1984	Dave Hoppen, So., C	30	1,058	35.3
1983	Stan Cloudy, Jr., F	32	1,021	31.9
1982	Jack Moore, Sr., G	27	1,017	37.7
1981	Jack Moore, Jr., G	27	984	36.4
1980	Jack Moore, So., G	31	1,143	36.9
1979	Bob Moore, Sr., G	27	868	32.1

### MINUTES PLAYED

Year	Leader	G	Min.	Avg.
2019	James Palmer Jr., Sr., G	36	1269	35.2
2018	James Palmer Jr., Jr., G	33	1024	31.0
2017	Tai Webster, Sr., G	31	1075	34.7



Shavon Shields led the Huskers in both scoring and assists during the 2015-16 season.



Season	Won-Lost	FG-FGA	Pct.	FT-FTA	Pct.	Reb.-Avg.	Pts.-Avg.
1948	11-13	494-1,717	.288	356-613	.581	*	1,344-56.0
1949	16-10	504-1,719	.293	351-595	.590	*	1,359-52.3
1950	16-7	490-1,506	.325	369-598	.617	*	1,349-58.7
1951	9-14	440-1,283	.343	329-447	.662	*	1,209-52.6
1952	7-17	569-1,661	.343	357-603	.592	888-37.0	1,495-62.3
1953	9-11	444-1,252	.355	510-795	.642	835-41.8	1,398-69.9
1954	8-13	503-1,336	.376	463-772	.600	747-35.6	1,469-70.0
1955	9-12	506-1,288	.393	474-681	.696	882-42.0	1,486-70.8
1956	7-16	490-1,421	.345	452-715	.632	770-33.5	1,432-62.3
1957	11-12	487-1,301	.374	446-667	.669	905-39.3	1,420-61.7
1958	10-13	470-1,255	.375	387-637	.608	892-38.8	1,327-57.7
1959	12-13	531-1,422	.373	402-619	.649	1,122-44.9	1,464-58.6
1960	7-17	561-1,559	.360	370-573	.646	1,170-48.8	1,492-62.7
1961	10-14	554-1,447	.383	437-651	.671	1,162-48.4	1,545-64.4
1962	9-16	575-1,470	.391	389-592	.657	1,128-45.1	1,539-61.6
1963	6-19	573-1,502	.381	341-554	.616	1,101-44.0	1,487-59.5
1964	8-17	645-1,676	.385	289-521	.555	1,063-42.5	1,579-63.2
1965	10-15	635-1,611	.394	436-724	.602	1,053-42.1	1,706-68.2
1966	20-5	739-1,708	.433	450-650	.692	1,061-42.4	1,928-77.2
1967	16-9	784-1,749	.448	424-583	.727	1,032-41.3	1,992-78.9
1968	15-10	725-1,612	.450	504-659	.765 (3)	835-33.4	1,954-78.2
1969	12-14	690-1,587	.435	527-739	.713	908-34.9	1,908-73.4
1970	16-9	696-1,527	.455	421-620	.679	899-36.0	1,813-72.5
1971	18-8	753-1,490	.505 (6)	402-574	.700	890-34.2	1,908-73.4
1972	14-12	734-1,509	.486	367-579	.634	1,022-39.3	1,835-70.6
1973	9-17	704-1,647	.427	244-380	.642	972-37.4	1,652-63.5
1974	14-12	725-1,730	.419	291-443	.657	1,121-43.1	1,741-67.0
1975	14-12	741-1,679	.441	317-485	.654	1,032-39.7	1,799-69.2
1976	19-8	715-1,637	.465	385-532	.724	890-33.0	1,815-67.2
1977	15-14	732-1,638	.447	350-541	.647	1,010-34.8	1,814-62.6
1978	22-8	829-1,696	.489	374-551	.679	963-32.1	2,032-67.7
1979	14-13	720-1,555	.463	289-438	.660	882-32.7	1,729-64.0
1980	18-13	812-1,600	.508	507-677	.749 (15)	809-26.1	2,131-68.7
1981	15-12	666-1,360	.490	380-507	.750 (11)	737-27.3	1,712-63.4
1982	16-12	679-1,441	.471	409-552	.741 (11)	777-27.8	1,767-63.1
1983	22-10	855-1,667	.513	478-696	.687	979-30.6	2,188-68.4
1984	18-12	786-1,529	.514	376-534	.704	846-28.2	1,948-64.9
1985	16-14	873-1,706	.512	409-568	.720	913-30.4	2,155-71.8
1986	19-11	835-1,635	.511	455-612	.743	902-30.1	2,125-70.8

Season	Won-Lost	FG-FGA	Pct.	3FG-Att.	Pct.	FT-FTA	Pct.	Reb.-Avg.	Pts.-Avg.
1987	21-12	904-1,933	.468	120-325	.369	544-778	.699	1,119-33.9	2,472-74.9
1988	13-18	832-1,737	.479	88-246	.358	456-636	.718	1,016-32.8	2,208-71.2
1989	17-16	936-1,991	.470	122-335	.364	541-808	.670	1,292-39.2	2,535-76.8
1990	10-18	829-1,759	.471	106-302	.351	495-717	.690	1,069-38.2	2,259-80.7
1991	26-8	1,081-2,185	.495	125-358	.349	690-981	.703	1,454-42.8	2,977-87.6
1992	19-10	842-1,826	.461	183-489	.374	467-739	.632	1,305-45.0	2,334-80.5
1993	20-11	908-1,975	.460	158-468	.338	523-765	.684	1,283-41.4	2,497-80.5
1994	20-10	956-1,978	.483	194-564	.344	514-690	.745 (9)	1,201-40.0	2,620-87.3(11)
1995	18-14	907-1,947	.466	173-504	.343	523-766	.683	1,209-37.8	2,510-78.4
1996	21-14	1,007-2,089	.482	176-494	.356	618-897	.689	1,353-38.7	2,808-80.2
1997	18-15	895-1,927	.464	113-349	.324	504-752	.670	1,295-39.2	2,407-72.9
1998	20-12	867-1,938	.447	150-436	.344	406-649	.626	1,263-39.5	2,290-71.6
1999	20-13	799-1,764	.453	113-365	.310	466-716	.651	1,169-35.4	2,177-66.0
2000	11-19	737-1,729	.426	144-434	.332	432-700	.617	1,217-40.6	2,050-68.3
2001	14-16	755-1,591	.487 (11)	184-480	.383	400-670	.597	1,075-35.8	2,134-71.1
2002	13-15	656-1,668	.393	267-729#	.366	375-555	.676	998-35.6	1,954-69.8
2003	11-19	686-1,724	.398	139-504	.276	389-599	.649	1,114-38.1	1,900-63.3
2004	18-13	765-1,641	.466	210-540	.389 (19)	444-618	.718	1,120-36.1	2,184-70.5
2005	14-14	661-1,556	.425	174-550	.316	409-620	.660	1,072-38.3	1,905-68.0
2006	19-14	736-1,796	.410	221-637	.347	508-758	.670	1,277-38.7	2,201-66.7
2007	17-14	700-1,537	.455	244-650	.375	428-600	.713	928-29.9	2,072-66.8
2008	20-13	790-1,729	.457	190-555	.342	444-667	.666	1,131-34.3	2,214-67.1
2009	18-13	686-1,571	.437	206-571	.361	421-600	.702	861-27.8	1,999-64.5
2010	15-18	768-1,745	.440	217-547	.397 (15)	441-654	.674	1,069-32.4	2,194-66.5
2011	19-13	773-1,677	.461	164-522	.314	414-590	.702	1,131-35.3	2,124-66.4
2012	12-18	649-1,521	.427	194-599	.324	335-437	.767 (7)	901-30.0	1,827-60.9
2013	15-18	708-1,741	.407	165-537	.307	342-494	.692	1,041-31.5	1,923-58.3
2014	19-13	719-1,684	.427	188-564	.333	511-713	.717	1,059-33.1	2,137-66.8
2015	13-18	664-1,613	.412	161-566	.284	416-588	.707	1,022-33.0	1,905-61.5
2016	16-18	883-1,976	.447	220-634	.347	470-644	.730	1,198-35.2	2,456-72.2
2017	12-19	793-1,906	.416	179-560	.320	403-568	.710	1,187-38.3	2,168-69.9
2018	22-11	820-1,906	.430	232-670	.346	514-716	.718	1,191-36.1	2,386-72.3
2019	19-17	916-2,133	.429	270-800	.338	484-694	.697	1,277-35.5	2,586-71.8

\*Rebounding statistics unavailable prior to 1952 and for five games in 1952. #Third nationally in 3-pointers made per game. Note: National top-25 rank, if any, indicated in ().

RECORDS



OPPONENT YEAR-BY-YEAR TOTALS

Season	Games	FG-FGA	Pct.	FT-FTA	Pct.	Reb.-Avg.	Pts.-Avg.
1948	24	503*	*	350-588	.627	*	1,356-56.5
1949	26	487*	*	348-600	.580	*	1,322-50.8
1950	23	437*	*	359-586	.613	*	1,233-53.6
1951	23	531-1,462	.363	283-445	.636	*	1,345-58.5
1952	24	*	*	*	*	*	1,580-65.8
1953	20	487-1,409	.346	458-707	.648	790-39.5	1,432-71.6
1954	21	546-1,407	.388	461-721	.639	707-33.7	1,553-74.0
1955	21	497-1,451	.343	514-748	.687	940-44.8	1,508-71.8
1956	23	574-1,626	.353	491-712	.690	1,019-44.3	1,639-71.3
1957	23	513-1,475	.348	493-754	.654	1,010-43.9	1,519-66.0
1958	23	567-1,526	.372	344-539	.638	985-42.8	1,478-64.3
1959	25	565-1,538	.367	374-559	.669	1,135-45.4	1,504-60.2
1960	24	545-1,476	.369	426-655	.650	1,191-49.6	1,516-63.2
1961	24	595-1,621	.367	381-571	.667	1,161-48.4	1,571-65.5
1962	25	656-1,584	.414	364-518	.703	1,052-42.1	1,676-67.0
1963	25	622-1,457	.427	441-639	.690	1,062-42.5	1,685-67.4
1964	25	661-1,633	.405	478-698	.685	1,097-43.9	1,800-72.0
1965	25	676-1,631	.414	486-714	.681	946-37.8	1,838-73.5
1966	25	718-1,666	.431	367-575	.638	987-39.5	1,803-72.1
1967	25	730-1,635	.446	480-691	.695	992-39.7	1,940-77.6
1968	25	750-1,526	.491	370-550	.673	799-32.0	1,870-74.8
1969	26	736-1,639	.449	451-656	.688	886-34.1	1,923-74.0
1970	25	674-1,457	.462	456-675	.676	839-33.6	1,804-72.1
1971	26	689-1,483	.465	384-600	.640	906-34.8	1,762-67.7 (15)
1972	26	654-1,519	.431	451-657	.686	973-37.4	1,759-67.7
1973	26	767-1,706	.450	275-423	.650	1,194-45.9	1,809-69.2
1974	26	716-1,729	.414	301-448	.672	1,084-41.7	1,733-66.7
1975	26	716-1,598	.448	365-525	.695	1,121-43.1	1,797-69.1
1976	27	674-1,447	.468	347-518	.670	907-33.6	1,695-62.8 (8)
1977	29	694-1,572	.441	383-547	.700	1,049-36.2	1,771-61.1 (6)
1978	30	735-1,546	.475	418-608	.688	967-32.2	1,888-62.9 (8)
1979	27	646-1,333	.485	391-552	.708	931-34.5	1,683-62.3 (9)
1980	31	856-1,644	.521	389-519	.750	952-30.7	2,101-67.8
1981	27	631-1,265	.499	350-473	.739	753-29.0	1,612-62.0 (14)
1982	28	607-1,351	.449	335-474	.707	883-31.5	1,549-55.3 (10)
1983	32	766-1,606	.477	418-609	.686	963-30.1	1,950-60.9
1984	30	723-1,452	.498	403-565	.713	821-27.4	1,849-61.6
1985	30	834-1,652	.505	401-574	.699	935-31.2	2,069-69.0
1986	30	822-1,669	.493	356-537	.663	923-30.8	2,000-66.7

Season	Games	FG-FGA	Pct.	3FG-Att.	Pct.	FT-FTA	Pct.	Reb.-Avg.	Pts.-Avg.
1987	33	887-1,888	.470	143-338	.423	537-773	.695	1,201-36.4	2,454-74.4
1988	31	803-1,684	.477	120-317	.379	602-844	.713	1,018-32.8	2,328-75.1
1989	33	916-2,011	.455	160-420	.381	586-880	.666	1,204-36.5	2,578-78.1
1990	28	863-1,817	.475	168-417	.403	516-715	.722	1,065-38.0	2,410-86.1
1991	34	950-2,173	.437	209-605	.345	563-891	.632	1,230-36.2	2,672-78.6
1992	29	846-2,016	.429	178-544	.327	345-563	.613	1,118-38.6	2,215-76.4
1993	31	827-1,923	.430	154-508	.303	538-833	.646	1,175-37.9	2,346-75.7
1994	30	850-1,951	.436	196-599	.327	523-791	.661	1,165-38.8	2,419-80.6
1995	32	831-1,997	.416	230-652	.353	475-707	.672	1,272-39.8	2,367-74.0
1996	35	900-2,174	.414	212-613	.346	631-956	.660	1,319-37.7	2,643-75.5
1997	33	791-1,928	.410	185-519	.356	589-864	.682	1,162-35.2	2,356-71.4
1998	32	774-1,935	.400	202-635	.318	442-671	.659	1,222-38.2	2,192-68.5
1999	33	752-1,809	.416	207-609	.340	410-639	.642	1,139-34.5	2,121-64.3
2000	30	797-1,888	.422	228-661	.345	398-609	.654	1,113-37.1	2,220-74.0
2001	30	742-1,720	.431	184-543	.339	418-594	.704	980-32.7	2,086-69.5
2002	28	706-1,631	.433	213-610	.349	355-510	.696	1,135-40.5	1,980-70.7
2003	30	724-1,776	.408	193-639	.302	413-585	.706	1,172-39.1	2,054-68.5
2004	31	685-1,711	.400 (20)	180-551	.327	399-583	.684	995-32.1	1,949-62.9
2005	28	618-1,493	.414	169-520	.325	385-567	.679	926-33.1	1,790-63.9
2006	33	793-1,928	.411	252-693	.364	342-522	.655	1,159-35.1	2,180-66.1
2007	31	686-1,593	.431	236-624	.378	381-541	.704	994-32.1	1,989-64.2
2008	33	687-1,710	.402 (28)	243-668	.364	385-548	.703	1,063-32.2	2,002-60.7 (18)
2009	31	638-1,482	.431	191-563	.339	405-586	.691	1,066-34.4	1,872-60.4 (22)
2010	33	725-1,682	.431	233-625	.373	486-700	.694	1,080-32.7	2,169-65.7
2011	32	773-1,677	.389 (7)	229-681	.336	393-581	.676	1,016-31.8	1,936-60.5 (16)
2012	30	696-1,533	.454	218-596	.366	359-509	.705	932-31.1	1,969-65.6
2013	33	736-1,695	.434	177-530	.344	445-659	.675	1,161-35.2	2,094-63.5
2014	32	696-1,658	.420	186-590	.315	507-744	.681	1,121-35.0	2,085-65.2
2015	31	657-1,627	.404	208-622	.334	435-627	.694	1,085-35.0	1,957-63.1
2016	34	799-1,823	.438	227-620	.366	520-723	.719	1,130-33.2	2,345-69.0
2017	31	805-1,800	.447	240-601	.399	414-593	.698	1,124-36.3	2,264-73.0
2018	33	856-2,025	.430	192-597	.322	361-537	.672	1,257-38.1	2,265-68.6
2019	36	875-2,080	.421	237-714	.332	434-613	.708	1,358-37.7	2,421-67.2

\*Rebounding statistics unavailable prior to 1952 and for five games in 1952. Note: NU's national defensive rank, if any, indicated in ().

Opened on Aug. 29, 2013, Pinnacle Bank Arena is the home of the Nebraska men's and women's basketball programs. Located in the Haymarket District in downtown Lincoln, Pinnacle Bank Arena has a basketball capacity of 15,000 and is quickly becoming one of the premier concert destinations in the Midwest. Since its opening, it has hosted concerts ranging from Jay-Z, Paul McCartney, Jason Aldean, Katy Perry, The Eagles and Michael Bublé.

Pinnacle Bank Arena opened to rave reviews during its first year of operation. It was a nominee for best New Major Concert Venue by Pollstar Magazine, one of five facilities in the world chosen for the honor. In April of 2014, the facility was chosen as the Best Arena in College Basketball by Athletic Business, a magazine source for athletic, fitness and recreation professionals.

The 470,400-square foot arena was created with basketball in mind. The facility features a split upper concourse, allowing fans to be closer to the floor than in a typical arena. Pinnacle Bank Arena also features expansive premium seating with 36 suites, 20 loge boxes and over 800 club seats in addition to courtside seating. Other arena amenities include free wi-fi, a Panasonic video board which is 16 1/2 feet tall and 22 feet wide, as well as an upper video board which is six feet tall and 22 feet wide, and retractable seating to allow an intimate environment on game days as well as over 160 concession points of sale. The arena also features an expansive student section with 1,000 seats on the 100 Level, including behind both team benches.

The \$179-million dollar arena is easily accessible in downtown Lincoln as nearly 5,100 parking stalls are within walking distance of the facility, including three new parking garages and the Festival Space to the north of Pinnacle Bank Arena. Pinnacle Bank Arena is part of a \$344 million project in the Haymarket District in downtown Lincoln which also includes a 200-room hotel, 100,000 square feet of retail space, another 100,000 square feet of office space and 100 residential units.

**PINNACLE BANK ARENA TIMELINE**


- May 11, 2010 Lincoln Arena Bond Issue Passes
- Sept. 7, 2011 Arena Groundbreaking
- Dec. 6, 2011 Naming rights awarded to Pinnacle Bank Arena
- June 2, 2012 Removal of BNSF Railroad begins
- Sept. 14, 2012 Canopy Street Groundbreaking
- Dec. 12, 2012 Arena Topping Off Ceremony
- Aug. 12, 2013 Arena Completion Date
- Aug. 16, 2013 UNL Graduate Commencement
- Aug. 17, 2013 UNL Undergraduate Commencement
- Aug. 29, 2013 Pinnacle Bank Arena Grand Opening
- Sept. 13, 2013 Michael Bublé Concert (1st concert)
- Oct. 27, 2013 NU WBB vs. Pittsburg State (exhibition)
- Nov. 4, 2013 NU MBB vs. UNK (exhibition)
- Nov. 8, 2013 NU Women's Basketball Opener vs. UCLA
- Nov. 8, 2013 NU Men's Basketball Opener vs. FGCU

**PINNACLE BANK ARENA CONSTRUCTION**

- Owner:** City of Lincoln
- Owner's Representative:** PC Sports
- Operator:** SMG
- Construction Managers:** M.A. Mortenson Company/  
Hampton Construction Company
- Architect:** DLR Group
- Associate Architects:** BVH Architects/The Clark Enersen  
Partners
- Food Service Consultant:** SMG/Savor and Williams Caruso  
& Associates



**PINNACLE BANK ARENA OPENING**



Opening night for the Huskers at Pinnacle Bank Arena was a smashing success. The pregame ceremonies included performances from Tommy Lee and DJ Aero (upper left), the Cornhusker Marching Band (middle and lower left) while Karmin (top right) sang the national anthem. A sellout crowd of 15,119 was on hand as Nebraska defeated Florida Gulf Coast, 79-55, behind a game-high 28 points from Shavon Shields. Use your smart phone to watch some of the highlights from opening night at Pinnacle Bank Arena.

**RECORDS**

### PINNACLE BANK ARENA FACTS

Games: 101 in 6 seasons  
**All-time Record:** 72-29 (.713)  
**Overtime Record:** 3-3 (.500)  
**Record vs. Ranked Opponents:** 5-12 (.294)  
**Record vs. Unranked Opponents:** 67-17 (.797)  
**Most Consecutive Home Winning Seasons:** 3, 2014-16  
**Most Home Games, Season:** 18, 2015-16; 2018-19  
**Most Wins in Pinnacle Bank Arena, Season:** 16, 2017-18  
**Most Home Wins, Season:** 16, 2017-18  
**Most Home Losses, Season:** 8, 2015-16, 2016-17  
**Most Consecutive Home Wins:** 20, Dec. 20, 2017-Jan. 10, 2019  
**Most Consecutive Home Losses:**  
 4, Jan. 17-Feb. 6, 2019  
**Most Consecutive Home Conference Wins:**  
 11, Dec. 5, 2017-Jan. 10, 2019  
**Most Consecutive Home Conference Losses:**  
 5, Feb. 10, 2015-Jan. 2, 2016

### TOP-10 PINNACLE BANK ARENA CROWDS

No.	Attend.	Opponent	Date
1.	15,998	Wisconsin	March 9, 2014
2.	15,991	Penn State	Feb. 25, 2018
3.	15,987	Tennessee-Martin	Nov. 28, 2014
4.	15,978	Northwestern	March 1, 2014
5.	15,952	Iowa	Jan. 27, 2018
6.	15,950	Creighton	Dec. 8, 2018
7.	15,949	Arkansas State	Dec. 14, 2013
8.	15,945	Minnesota	Jan. 26, 2014
9.	15,933	Iowa	Feb. 22, 2015
10.	15,927	Northwestern	Feb. 16, 2019

#### 15,000-plus crowds

86 (Last time, March 10, 2019 vs. Iowa)

#### 14,000-plus crowds

99 (Last time, March 10, 2019 vs. Iowa)

#### Season Opener Record

15,883, vs. Sacramento State, Nov. 13, 2016

#### Opening-Night Attendance

15,119, vs. Florida Gulf Coast, Nov. 8, 2013

#### Last Conference Sellout

15,982 vs. Iowa, March 10, 2019

#### Last Non-Conference Sellout

15,057 vs. Southwest Minnesota State, Dec. 29, 2018

### PINNACLE BANK ARENA YEAR BY YEAR

Season	Overall		Conference		Non-Conference	
	W-L	Pct.	W-L	Pct.	W-L	Pct.
2013-14	15-1	.938	8-1	.889	7-0	1.000
2014-15	10-6	.625	5-4	.555	5-2	.714
2015-16	10-8	.556	3-6	.333	7-2	.778
2016-17	8-8	.500	3-6	.333	5-2	.714
2017-18	16-1	.941	9-0	1.000	7-1	.875
2018-19	13-5	.722	5-5	.500	8-0	1.000
<b>Totals</b>	<b>72-29</b>	<b>.713</b>	<b>33-22</b>	<b>.600</b>	<b>39-7</b>	<b>.848</b>



### RECORD VS. OPPONENTS AT PINNACLE BANK ARENA

Opponent	W-L	Pct.
Abilene Christian	1-0	1.000
Arkansas Pine Bluff	1-0	1.000
Arkansas State	1-0	1.000
Boston College	1-0	1.000
Butler	1-0	1.000
Cal State Fullerton	1-0	1.000
Central Arkansas	1-0	1.000
Cincinnati	1-0	1.000
Creighton	1-2	.333
Delaware State	2-0	1.000
Eastern Illinois	1-0	1.000
Florida Gulf Coast	1-0	1.000
Gardner-Webb	0-1	.000
Illinois	4-1	.800
Incarnate Word	0-1	.000
Indiana	2-2	.500
Iowa	3-1	.750
Kansas	0-1	.000
Louisiana Tech	1-0	1.000
Mary	1-0	1.000
Maryland	1-3	.250
Miami (Fla.)	1-1	.500
Michigan	1-3	.250
Michigan State	1-2	.333
Minnesota	5-0	1.000
Mississippi Valley State	2-0	1.000
North Dakota	1-0	1.000
North Texas	1-0	1.000
Northern Illinois	1-0	1.000
Northern Kentucky	1-0	1.000
Northwestern	3-2	.600
Ohio State	1-3	.250
Omaha	1-0	1.000
Penn State	5-0	1.000
Prairie View A&M	1-0	1.000
Purdue	2-2	.500
Rutgers	3-0	1.000
Sacramento State	1-0	1.000
Samford	0-1	.000
Seton Hall	1-0	1.000
South Carolina State	1-0	1.000
South Dakota	1-0	1.000
Southern	1-0	1.000
Southeastern Louisiana	2-0	1.000
Southwest Minnesota State	1-0	1.000
Stetson	1-0	1.000
Tennessee-Martin	1-0	1.000
The Citadel	1-0	1.000
UTSA	1-0	1.000
Western Illinois	2-0	1.000
Wisconsin	2-3	.400
<b>Non-Conference Totals</b>	<b>39-7</b>	<b>.847</b>
<b>Conference</b>	<b>33-22</b>	<b>.600</b>
<b>All-Time Record</b>	<b>72-29</b>	<b>.713</b>



**NEBRASKA INDIVIDUAL****Points:**

- 35, Terran Petteway vs. Minnesota, Jan. 26, 2014
- 35, Shavon Shields vs. Omaha, Nov. 25, 2014
- 35, Andrew White III vs. Penn State, Feb. 13, 2016

**Field Goals:**

- 12, Shavon Shields vs. Omaha, Nov. 25, 2014
- 12, Isaac Copeland Jr., vs. North Dakota, Nov. 19, 2017

**Field Goal Attempts:**

- 25, Shavon Shields vs. Miami, Dec. 1, 2015 (11 made)

**Field Goal Percentage:**

- 1.000, David Rivers vs. No. Kentucky, Nov. 16, 2014 (5-5)
- 1.000, Ed Morrow Jr. vs. SE Louisiana, Nov. 22, 2015 (5-5)

**Field Goals, No Misses:**

- 5, David Rivers vs. No. Kentucky, Nov. 16, 2014 (5-5)
- 5, Ed Morrow Jr. vs. SE Louisiana, Nov. 22, 2015 (5-5)

**3-Point Field Goals:**

- 7, Glynn Watson Jr., vs. Iowa, March 10, 2019 (12 att)
- 7, Glynn Watson Jr., vs. Iowa, Jan. 5, 2017 (8 att)

**3-Point Field Goals Attempted:**

- 12, Glynn Watson Jr. vs. Iowa, March 10, 2019 (7 made)
- 12, Andrew White III vs. Abilene Christian, Dec. 6, 2015 (4 made)

**3-Point Field Goal Percentage: (Most w/o Miss)**

- 1.000, Isaiah Roby vs. Iowa, March 10, 2019 (4-4)
- 1.000, Shavon Shields vs. Omaha, Nov. 22, 2014 (4-4)
- 1.000, Jack McVeigh vs. Miss. Valley St., Nov. 14, 2015 (4-4)

**Free Throws:**

- 15, Shavon Shields vs. Illinois, Feb. 12, 2014 (15 att.)

**Free Throw Attempts:**

- 19, Terran Petteway vs. Penn State, Feb. 20, 2014 (14 made)

**Free Throws, No Misses:**

- 15, Shavon Shields vs. Illinois, Feb. 12, 2014

**Rebounds:**

- 16, Isaiah Roby vs. Northwestern, Feb. 16, 2019

**Assists:**

- 10, Glynn Watson Jr. vs. Cal St. Fullerton, Dec. 22, 2018

**Blocked Shots:**

- 6, Isaiah Roby vs. Eastern Illinois, Nov. 11, 2017

**Steals:**

- 5, Tai Webster vs. Michigan, Jan. 23, 2016
- 5, James Palmer Jr. vs. Boston College, Nov. 29, 2017

**Minutes Played:**

- 49, Tai Webster vs. Iowa (2 OT), Jan. 5, 2017

**NEBRASKA OPPONENT****Points:**

- 34, Peter Jok, Iowa, Jan. 5, 2017

**Field Goals:**

- 13, Udoka Azubuike, Kansas, Dec. 16, 2017 (17 att.)

**Field Goal Attempts:**

- 24, Travis Trice, Michigan State, Jan. 24, 2015 (9 made)
- 24, Peter Jok, Iowa, Jan. 5, 2017 (12 made)

**Field Goal Percentage:**

- 1.000, Kenny Goins, Michigan State, Feb. 2, 2017 (5-5)

**Field Goals, No Misses (Min. 5 att.):**

- 5, Kenny Goins, Michigan State, Feb. 2, 2017

**3-Point Field Goals:**

- 8, Malik Smith, Minnesota, Jan. 26, 2014 (12 att.)

**3-Point Field Goals Attempted:**

- 12, Malik Smith, Minnesota, Jan. 26, 2014 (8 made)

**3-Point Field Goal Percentage: (Most w/o Miss)**

- 1.000, Rick Krecklow, Creighton, Dec. 7, 2014 (3-3)
- 1.000, JerShon Cobb, Northwestern, Feb. 3, 2015 (3-3)
- 1.000, Joshua Langford, Michigan St., Feb. 2, 2017 (3-3)
- 1.000, Alvin Ellis III, Michigan State, Feb. 2, 2017 (3-3)
- 1.000, Terrell Lewis, Eastern Illinois, Nov. 11, 2017 (3-3)
- 1.000, DJ Draper, North Texas, Nov. 13, 2017 (3-3)

**Free Throws:**

- 9, Myles Powell, Seton Hall, Nov. 14, 2018 (9 att)
- 9, Melo Trimble, Maryland, March 8, 2014 (10 att.)

**Free Throw Attempts:**

- 11, Rayvonte Rice, Illinois, Feb. 12, 2014 (7 made)
- 11, Ghaivonni Robinson, Arkansas-Pine Bluff, Nov. 24, 2015 (6 made)
- 11, Nigel Hayes, Wisconsin, Feb. 9, 2017 (7 made)
- 11, Tony Carr, Penn State, Feb. 25, 2018 (7 made)
- 11, Tyler Cook, Iowa, March 10, 2019 (5 made)

**Free Throws, No Misses:**

- 9, Myles Powell, Seton Hall, Nov. 14, 2018

**Rebounds:**

- 19, Bruno Fernando, Maryland, Feb. 6, 2019

**Assists:**

- 16, Derrick Walton Jr., Michigan, March 5, 2017

**Blocked Shots:**

- 8, Diamond Stone, Maryland, Feb. 3, 2016

**Steals:**

- 7, Josh Reeves, Penn State, Feb. 25, 2018

**Minutes Played:**

- 45, Tony Caupain, Cincinnati, Dec. 13, 2014 (2 OT)

**NEBRASKA TEAM****Points in a Game:**

- 106, vs. Mississippi Valley State, Nov. 6, 2018

**Fewest Points in a Game:**

- 45, vs. Maryland, Feb. 6, 2019

**Points in a Half:**

- 55, vs. Mississippi Valley State, Nov. 6, 2018 (1st)
- 55, vs. UTSA, Dec. 20, 2017 (2nd)

**Fewest Points in a Half:**

- 13, vs. Wisconsin, Feb. 10, 2015 (1st)

**Margin of Victory:**

- 69, vs. Mississippi Valley State, Nov. 6, 2018 (106-37)

**Margin of Defeat:**

- 36, vs. Michigan, March 5, 2017 (57-93)

**Field Goals:**

- 38, vs. Mississippi Valley State, Nov. 6, 2018 (69 att.)

**Field Goal Attempts:**

- 71, vs. Iowa, Jan. 5, 2017 (32 made)

**Field Goal Percentage:**

- .628, vs. Northwestern, Feb. 3, 2015 (27-43)

**Lowest Field Goal Percentage:**

- .211, vs. Maryland, Feb. 6, 2019 (12-57)

**3-Point Field Goals:**

- 15, vs. Mississippi Valley State, Nov. 6, 2018 (37 att.)

**3-Point Field Goals Attempted:**

- 37, vs. Mississippi Valley State, Nov. 6, 2018 (15 made)

**3-Point Field Goal Percentage:**

- .750, vs. Rhode Island, Dec. 13, 2015 (6-8)

**Free Throws Made:**

- 37, vs. Penn State, Feb. 20, 2014 (48 att.)
- 37, vs. UTSA, Dec. 20, 2018 (50 att.)

**Fewest Free Throws Made:**

- 3, vs. Michigan, March 5, 2017 (15 att.)

**Free Throw Attempts:**

- 50, vs. UTSA, Dec. 20, 2017 (37 made)

**Fewest Free Throws Attempted:**

- 5, vs. Illinois, Jan. 11, 2015 (5 made)

**Free Throw Percentage (Min. 10 att.):**

- .923, vs. Penn State, Feb. 13, 2016 (12-13)

**Rebounds:**

- 55, vs. Mississippi Valley State, Nov. 6, 2018

**Fewest Rebounds:**

- 22, vs. Indiana, Jan. 30, 2014

**Personal Fouls:**

- 26, vs. Purdue, Feb. 23, 2014

**Fewest Personal Fouls:**

- 9, vs. Western Illinois, Nov. 24, 2018
- 10, vs. Rutgers, Feb. 10, 2018

**Assists:**

- 24, vs. Delaware State, Dec. 22, 2017

**Turnovers:**

- 22, vs. Cincinnati, Dec. 13, 2014

- 22, vs. Wisconsin, Feb. 9, 2017

**Fewest Turnovers:**

- 5, vs. South Carolina State, Nov. 17, 2013
- 5, vs. Wisconsin, March 9, 2014
- 5, vs. Maryland, Feb. 6, 2019

**Blocked Shots:**

- 9, vs. Eastern Illinois, Nov. 11, 2017
- 9, vs. North Texas, Nov. 13, 2017
- 9, vs. Minnesota, Dec. 5, 2017
- 9, vs. Stetson, Dec. 29, 2017

**Steals:**

- 14, vs. Southeastern Louisiana, Nov. 11, 2018
- 14, vs. Iowa, Jan. 5, 2017

**OPPONENT TEAM****Points in a Game:**

- 94, by UTSA, Dec. 20, 2017

**Fewest Points in a Game:**

- 35, by Southeastern Louisiana, Nov. 11, 2019

**Points in a Half:**

- 52, by Michigan State, Jan. 24, 2015 (2nd)
- 52, by UTSA, Dec. 20, 2017 (2nd)

**Fewest Points in a Half:**

- 13, by Miami (Fla.), Dec. 4, 2013 (1st)
- 13, by Mississippi Valley State, Nov. 6, 2018 (1st)

**Margin of Victory:**

- 36, by Michigan, March 5, 2017 (57-93)

**Field Goals:**

- 35, by UTSA, Dec. 20, 2017 (78 att.)

**Field Goal Attempts:**

- 78, by UTSA, Dec. 20, 2017 (35 made)

**Field Goal Percentage:**

- .630, by Michigan, March 5, 2017 (34-54)

**Lowest Field Goal Percentage:**

- .191, by Mississippi Valley St., Nov. 6, 2018 (13-68)

**3-Point Field Goals:**

- 15, by UTSA, Dec. 20, 2017 (31 att.)

**3-Point Field Goals Attempted:**

- 31, by UTSA, Dec. 20, 2017 (15 made)

**3-Point Field Goal Percentage:**

- .647, by Michigan State, Feb. 2, 2017 (11-17)

**Free Throws:**

- 24, by Wisconsin, Feb. 10, 2015 (31 att.)

**Fewest Free Throws:**

- 2, by Southeastern Louisiana, Nov. 11, 2018 (4 att)

**Free Throw Attempts:**

- 31, by Wisconsin, Feb. 10, 2015 (24 made)

**Fewest Free Throw Attempts:**

- 4, by Southeastern Louisiana, Nov. 11, 2018 (2 made)

**Free Throw Percentage (Min. 10 att.):**

- .929, by Northwestern, Jan. 8, 2017 (13-14)

**Rebounds:**

- 51, by Iowa, Jan. 5, 2017

**Fewest Rebounds:**

- 18, by Northwestern, Feb. 3, 2015

**Personal Fouls:**

- 34, by North Texas, Nov. 13, 2017

**Fewest Fouls:**

- 11, by Northwestern, Dec. 30, 2015

**Assists:**

- 22, by Purdue, March 1, 2016

**Turnovers:**

- 25, by Southeastern Louisiana, Nov. 11, 2018

**Fewest Turnovers:**

- 6, by Penn State, Feb. 20, 2014
- 6, by UTSA, Dec. 20, 2014

**Blocked Shots:**

- 13, by Maryland, Feb. 3, 2016

**Steals:**

- 14, by Gardner-Webb, Dec. 18, 2017

# N 2019-20 NEBRASKA BASKETBALL SEASON ATTENDANCE

## PINNACLE BANK ARENA

Year	Total			Conference		
	G	Att.	Avg.	G	Att.	Avg.
2013-14	16	246,702	15,419	9	140,700	15,633
2014-15	16	249,101	15,569*	9	139,693	15,521
2015-16	18	277,739	15,430	9	139,510	15,501
2016-17	16	246,832	15,427	9	139,550	15,506
2017-18	17	263,367	15,492	9	142,242	15,805*
2018-19	18	276,143	15,341	10	157,663*	15,766
<b>Totals</b>	<b>101</b>	<b>1,559,884</b>	<b>15,444</b>	<b>55</b>	<b>859,358</b>	<b>15,625</b>

\*Single-season record

## BOB DEVANEY SPORTS CENTER

Year	Total			Conference		
	G	Att.	Avg.	G	Att.	Avg.
1976-77	11	106,868	9,715	7	74,243	10,606
1977-78	17	172,892	10,170	7	90,514	12,931
1978-79	11	131,769	11,979	7	87,502	12,500
1979-80	16	145,626	9,102	7	79,015	11,288
1980-81	15	136,483	9,099	7	82,009	11,716
1981-82	14	143,819	10,273	7	79,329	11,333
1982-83	18	195,333	10,852	7	86,511	12,359
1983-84	17	173,721	10,219	7	82,233	11,746
1984-85	15	176,045	11,736	7	95,221	13,603
1985-86	15	146,117	9,741	7	78,208	11,173
1986-87	17	197,395	11,611	7	81,680	11,669
1987-88	14	159,100	11,364	7	90,875	12,982
1988-89	18	193,545	10,753	7	87,283	12,469
1989-90	15	150,190	10,013	7	81,894	11,699
1990-91	15	199,605	13,307	7	100,740	14,391
1991-92	16	207,950	12,997	7	100,079	14,297
1992-93	16	213,715	13,357	7	100,620	14,374
1993-94	16	212,447	13,278	7	100,973	14,475
1994-95	17	202,688	11,923	7	95,768	13,681
1995-96	16	168,225	10,514	7	87,065	12,438
1996-97	16	174,119	10,882	8	99,167	12,396
1997-98	15	141,472	9,431	8	87,060	10,883
1998-99	16	146,653	9,166	8	77,477	9,685
1999-2000	16	117,466	7,342	8	70,321	8,790
2000-01	14	122,602	8,757	8	77,057	9,632
2001-02	16	130,053	8,128	8	78,637	9,830
2002-03	15	121,179	8,079	8	70,264	8,783
2003-04	18	144,663	8,037	8	79,274	9,909
2004-05	16	131,763	8,235	8	72,869	9,109
2005-06	19	125,267	6,593	8	72,233	9,029
2006-07	16	134,981	8,436	8	75,009	9,376
2007-08	19	155,258	8,171	8	80,875	10,109
2008-09	18	146,964	8,164	8	81,744	10,218
2009-10	18	122,387	6,799	8	66,777	8,347
2010-11	19	178,507	9,395	8	90,131	11,266
2011-12	17	170,019	10,019	9	96,264	10,696
2012-13	18	186,342	10,352	9	98,909	10,990

## LARGEST CROWDS TO SEE NEBRASKA

- 25,348 Xavier, at Minneapolis, Minn., March 14, 1991 (NCAA)
- 21,229 Ohio State, at Chicago, March 16, 2013 (B1GT)
- 19,667 Purdue, at Chicago, March 15, 2013 (B1GT)
- 18,999 Kansas, at Dallas, March 11, 2006 (B12T)
- 18,910 Oklahoma State, at Kansas City, Mo., March 9, 2011 (B12T)
- 18,892 Oklahoma, at Dallas, March 10, 2006 (B12T)
- 18,879 Oklahoma State, at Oklahoma City, March 8, 2007 (B12T)
- 18,596 Ohio State, at Indianapolis, March 14, 2014 (B1GT)
- 18,268 Missouri, Dallas, Texas, March 10, 2004 (B12T)
- 17,876 Iowa State, at Kansas City, Mo., March 8, 1996 (B8T)



**BIG EIGHT**

**1977 (NU, 0-1)**  
 at Kansas 61, Nebraska 58,  
 Tournament Champion: Kansas State  
 Regular-Season Champion: Kansas State

**1978 (NU, 1-1)**  
 Nebraska 71, Oklahoma State 63  
 Missouri 61, Nebraska 58  
 Tournament Champion: Missouri  
 Regular-Season Champion: Kansas

**1979 (NU, 0-1)**  
 at Kansas State 61, Nebraska 60 (2OT)  
 Tournament Champion: Oklahoma  
 Regular-Season Champion: Oklahoma

**1980 (NU, 1-1)**  
 Nebraska 75, Oklahoma 68  
 Kansas State 60, Nebraska 59  
 Jack Moore, All-Tournament  
 Regular-Season Champion: Missouri  
 Tournament Champion: Kansas State

**1981 (NU, 0-1)**  
 Colorado 70, Nebraska 66  
 Tournament Champion: Kansas  
 Regular-Season Champion: Missouri

**1982 (NU, 1-1)**  
 Nebraska 60, Oklahoma State 49  
 Missouri 58, Nebraska 53  
 Tournament Champion: Missouri  
 Regular-Season Champion: Missouri

**1983 (NU, 1-1)**  
 Nebraska 94, Iowa State 71  
 Missouri 69, Nebraska 63  
 Tournament Champion: Oklahoma St.  
 Regular-Season Champion: Missouri

**1984 (NU, 0-1)**  
 Kansas State 41, Nebraska 39  
 Tournament Champion: Kansas  
 Champion: Oklahoma St. (13-1, 29-5)

**1985 (NU, 0-1)**  
 at Kansas 74, Nebraska 69  
 Tournament Champion: Oklahoma  
 Champion: Oklahoma (13-1, 31-6)

**1986 (NU, 1-1)**  
 Nebraska 82, Oklahoma State 75  
 Iowa State 75, Nebraska 58  
 Bernard Day, All-Tournament  
 Tournament Champion: Kansas  
 Champion: Kansas (13-1, 35-4)

**1987 (NU, 0-1)**  
 Kansas State 47, Nebraska 45  
 Tournament Champion: Missouri  
 Regular-Season Champion: Missouri

**1988 (NU, 0-1)**  
 Kansas State 75, Nebraska 70  
 Tournament Champion: Oklahoma  
 Regular-Season Champion: Oklahoma

**1989 (NU, 0-1)**  
 Missouri 98, Nebraska 70  
 Tournament Champion: Missouri  
 Regular-Season Champion: Oklahoma

**1990 (NU, 0-1)**  
 Oklahoma 78, Nebraska 65  
 Tournament Champion: Oklahoma  
 Regular-Season Champion: Missouri

**1991 (NU, 2-1)**  
 Nebraska 117, Oklahoma 113 (OT)  
 Nebraska 87, Kansas 83  
 Missouri 90, Nebraska 82  
 Clifford Scales and Tony Farmer,  
 All-Tournament  
 Tournament Champion: Missouri  
 Regular-Season Co-Champions: Oklahoma St.; Kansas

**1992 (NU, 0-1)**  
 Oklahoma 107, Nebraska 85  
 Tournament Champion: Kansas  
 Regular-Season Champion: Kansas

**1993 (NU, 0-1)**  
 Kansas State 47, Nebraska 45  
 Tournament Champion: Missouri  
 Regular-Season Champion: Kansas

**1994 (NU, 3-0)**  
 Nebraska 105, Oklahoma 88  
 Nebraska 98, Missouri 91  
 Nebraska 77, Oklahoma State 66  
 Tournament Champion: Nebraska  
 Eric Piatkowski (MVP), Bruce Chubick  
 Jaron Boone, All Tournament  
 Regular-Season Champion: Missouri

**1995 (NU, 0-1)**  
 Oklahoma State 68, Nebraska 48  
 Tournament Champion: Oklahoma St.  
 Regular-Season Champion: Kansas

**1996 (NU, 0-1)**  
 Iowa State 62, Nebraska 60  
 Tournament Champion: Iowa State  
 Regular-Season Champion: Kansas

**BIG 12**

**1997 (NU, 0-1)**  
 Missouri 78, Nebraska 72  
 Tournament Champion: Kansas  
 Regular-Season Champion: Kansas

**1998 (NU, 1-1)**  
 Nebraska 65, Baylor 46  
 Kansas 91, Nebraska 59  
 Tournament Champion: Kansas  
 Regular-Season Champion: Kansas

**1999 (NU, 1-1)**  
 Nebraska 69, Texas Tech 50  
 Kansas 77, Nebraska 53  
 Tournament Champion: Kansas  
 Regular-Season Champion: Texas

**2000 (NU, 0-1)**  
 Baylor 63, Nebraska 55  
 Tournament Champion: Iowa State  
 Regular-Season Champion: Iowa State

**2001 (NU, 0-1)**  
 Kansas State 72, Nebraska 68  
 Tournament Champion: Oklahoma  
 Regular-Season Champion: Iowa State

**2002 (NU, 0-1)**  
 Colorado 67, Nebraska 60  
 Tournament Champion: Oklahoma  
 Regular-Season Champion: Kansas

**2003 (NU, 0-1)**  
 Missouri 70, Nebraska 61  
 Tournament Champion: Oklahoma  
 Regular-Season Champion: Kansas

**2004 (NU, 0-1)**  
 Oklahoma 63, Nebraska 59  
 Tournament Champion: Oklahoma St.  
 Regular-Season Champion: Oklahoma St.

**2005 (NU, 0-1)**  
 Missouri 70, Nebraska 67  
 Tournament Champion: Oklahoma St.  
 Regular-Season Co-Champions: Oklahoma, Kansas

**2006 (NU, 2-1)**  
 Nebraska 71, Missouri 64  
 Nebraska 69, Oklahoma 63  
 Kansas 79, Nebraska 65  
 Tournament Champion: Kansas  
 Regular-Season Co-Champions: Texas, Kansas

**2007 (NU, 0-1)**  
 Oklahoma State 54, Nebraska 39  
 Tournament Champion: Kansas  
 Regular-Season Champion: Kansas

**2008 (NU, 1-1)**  
 Nebraska 61, Missouri 56  
 Kansas 64, Nebraska 54  
 Tournament Champion: Kansas  
 Regular-Season Co-Champions: Texas & Kansas

**2009 (NU, 0-1)**  
 Baylor 65, Nebraska 49  
 Tournament Champion: Missouri  
 Regular-Season Champion: Kansas

**2010 (NU, 1-1)**  
 Nebraska 75, Missouri 60  
 Texas A&M 70, Nebraska 64  
 Tournament Champion: Kansas  
 Regular-Season Champion: Kansas

**2011 (NU, 0-1)**  
 Oklahoma State 53, Nebraska 52  
 Tournament Champion: Kansas  
 Regular-Season Champion: Kansas

**BIG TEN**

**2012 (NU, 0-1)**  
 Purdue 79, Nebraska 61  
 Tournament Champion: Michigan State  
 Regular-Season Co-Champions: Ohio State,  
 Michigan State, Michigan

**2013 (NU, 1-1)**  
 Nebraska 57, Purdue 55  
 Ohio State 70, Nebraska 51  
 Tournament Champion: Ohio State  
 Regular-Season Champion: Indiana

**2014 (NU, 0-1)**  
 Ohio State 71, Nebraska 67  
 Tournament Champion: Michigan State  
 Regular-Season Champion: Michigan

**2015 (NU, 0-1)**  
 Penn State 68, Nebraska 65  
 Tournament Champion: Wisconsin  
 Regular-Season Champion: Wisconsin

**2016 (NU, 2-1)**  
 Nebraska 89, Rutgers 72  
 Nebraska 70, Rutgers 58  
 Maryland 97, Nebraska 86  
 Shavon Shields, All-Tournament  
 Tournament Champion: Michigan State  
 Regular-Season Champion: Indiana

**2017 (NU, 0-1)**  
 Penn State 76, Nebraska 67 (OT)  
 Tournament Champion: Michigan  
 Regular-Season Champion: Purdue

**2018 (NU, 0-1)**  
 Michigan 77, Nebraska 58  
 Tournament Champion: Michigan  
 Regular-Season Champion: Michigan State

**2019 (NU, 2-1)**  
 Nebraska 68, Rutgers 61  
 Nebraska 69, Maryland 61  
 Wisconsin 66, Nebraska 62  
 James Palmer Jr., All-Tournament  
 Tournament Champion: Michigan State  
 Regular-Season Co-Champions: Michigan  
 State, Purdue



**BIG TEN TOURNEY RECORD VS. OPPONENT**

Opponent	All-Time	League	League	League	League
	League	Tourney	Tourney	Tourney	Tourney
	Tourney	In Indy	In Chicago	In Wash. D.C.	New York City
Illinois	0-0	0-0	0-0	0-0	0-0
Indiana	0-0	0-0	0-0	0-0	0-0
Iowa	0-0	0-0	0-0	0-0	0-0
Maryland	1-1	0-1	1-0	0-0	0-0
Michigan	0-1	0-0	0-0	0-0	0-1
Michigan State	0-0	0-0	0-0	0-0	0-0
Minnesota	0-0	0-0	0-0	0-0	0-0
Northwestern	0-0	0-0	0-0	0-0	0-0
Ohio State	0-2	0-1	0-1	0-0	0-0
Penn State	0-2	0-0	0-1	0-1	0-0
Purdue	1-1	0-1	1-0	0-0	0-0
Rutgers	2-0	1-0	1-0	0-0	0-0
Wisconsin	1-1	1-0	0-1	0-0	0-0
<b>Total</b>	<b>5-8</b>	<b>2-3</b>	<b>3-3</b>	<b>0-1</b>	<b>0-1</b>

# N 2019-20 NEBRASKA BASKETBALL CONFERENCE TOURNAMENT RECORDS

## INDIVIDUAL GAME

Points--42; Eric Piatkowski vs. Oklahoma, 1994  
 Opponent--34; Jeff Webster, Oklahoma, 1994  
 Field Goals--14; Eric Piatkowski vs. Oklahoma, 1994 (23 att.)  
 Opponent--12; Jeff Webster, Oklahoma, 1994 (21 att.)  
 Field Goal Attempts--23; Eric Piatkowski vs. Oklahoma,  
 1994 (14 made); Tyronn Lue vs. Missouri, 1997 (10 made)  
 Opponent--22; D.J., Newbill, Penn State, March 11, 2015 (9 made)  
 Field Goals, No Misses--6; Andre Smith vs. Colorado, 1981  
 Opponent--8; Ed Nealy, Kansas State, 1980  
 3-Point Field Goals--6; Cary Cochran vs. Colorado, 2002 (11 att.)  
 Opponent--6; Randy Rutherford, Oklahoma State, 1994 (11 att.);  
 Blair Wilson, Colorado, 2002 (11 att.); Jake Layman, Maryland, 2016 (9 att.)  
 3-Point Field Goal Attempts--11; Cary Cochran vs. Colorado, 2002 (6 made)  
 Opponent--14; Mark Atkins, Missouri, 1994 (4 made)  
 3-Point Field Goal Pct.--1.000; Clifford Scales vs. Oklahoma, 1991 (3-3);  
 Marcus Perry, vs. Oklahoma, 2006 (3-3)  
 Opponent--1.000; Muhammad-Ali Abdur-Rahkman, Michigan, 2018 (5-5)  
 Free Throws--13; Tony Farmer, vs. Kansas, 1991 (16 att.)  
 Opponent--12; Doug Smith, Missouri, 1991 (14 att.)  
 Free Throw Attempts--16; Tony Farmer vs. Kansas, 1991 (13 made)  
 Opponent--14; Doug Smith, Missouri, 1991 (12 made)  
 Free Throws Made, No Misses--\*12; Tony Farmer vs. Oklahoma, 1991  
 Opponent--11; Mark Tucker, Oklahoma State, 1978  
 Rebounds--16; Bruce Chubick vs. Missouri, 1994  
 Opponent--20; Kevin Rogers, Baylor, 2009  
 Assists--14; Brian Carr at Kansas, 1985  
 Opponent--9; Lee Coward, Missouri, 1989  
 Blocked Shots--5; Derrick Chandler vs. Kansas State, 1993; Isaiah Roby vs. Michigan, 2018  
 Opponent--8; John Flippen, Baylor, 2000; Mike Watkins, Penn State, 2017  
 Steals--8; Venson Hamilton vs. Texas Tech, 1999  
 Opponent--6; Nick Bradford, Kansas, 1998  
 Minutes--50; Andre Smith and Brian Banks at Kansas State, 1979  
 Opponent--50; Glenn Marshall, Kansas State, 1979

## INDIVIDUAL CAREER

Points--136; Eric Piatkowski, 1991-94 (8 games)  
 Field Goals--45; Eric Piatkowski, 1991-94 (110 att., 8 games)  
 Field Goal Attempts--110; Eric Piatkowski, 1991-94 (45 made, 8 games)  
 Field Goal Percentage--.667; Mike Naderer, 1978-81 (24-36, 6 games)  
 3-Point Field Goals--13; Eric Piatkowski, 1991-94 (47 att., 8 games);  
 Erick Strickland, 1993-96 (30 att., 6 games)  
 3-Point Field Goal Attempts--47; Eric Piatkowski, 1991-94 (13 made, 8 games)  
 3-Point Field Goal Pct.--.556; Eric Johnson, 1988-89 (5-9, 2 games)  
 Free Throws--33; Eric Piatkowski, 1991-94 (41 att., 8 games)  
 Free Throw Attempts--41; Eric Piatkowski, 1991-94 (33 made, 8 games)  
 Free Throw Percentage--.900; Jack Moore, 1980-82 (27-30, 5 games)  
 Rebounds--54; Aleks Maric, 2005-08 (7 games)  
 Assists--29; Brian Carr, 1984-87 (5 games)  
 Blocked Shots--15; Venson Hamilton, 1996-99 (6 games)  
 Steals--15; Venson Hamilton, 1996-99 (6 games)  
 Minutes Played--255; Eric Piatkowski, 1991-94 (8 games)  
 Minutes Per Game--\*40.75; Brian Banks, 1977-79 (163 in 4 games)  
 \*Indicates overall tournament record

## TEAM GAME

Points--117; vs. Oklahoma, 1991 (OT)  
 Opponent--113; Oklahoma, 1991 (OT)  
 Points in Half--59; vs. Oklahoma, 1991 (2nd)  
 Opponent--59; Missouri, 1994 (2nd)  
 Field Goals--38; vs. Oklahoma, 1991 (84 att.)  
 Opponent--39; Missouri, 1989 (68 att.); Oklahoma, 1992 (73 att.)  
 Field Goal Attempts--84; vs. Oklahoma, 1991 (38 made)  
 Opponent--82; Missouri, 1994 (32 made)  
 Field Goal Percentage--.646; vs. Oklahoma State, 1986 (31-48)  
 Opponent--.610; Missouri, 1983 (25-41)

3-Point Field Goals--11; vs. Maryland, 2016 (31 att.)  
 Opponent--13; Maryland, 2016 (22 att.)  
 3-Point Field Goals Attempted--33; vs. Missouri, 2003 (10 made)  
 Opponent--28; Missouri, 1994 (7 made)  
 3-Point Field Goal Pct.--.571; vs. Kansas, 1991 (4-7)  
 Opponent--.692; Oklahoma, 1992 (9-13)  
 Free Throws--34; vs. Iowa State, 1983 (42 att.); Oklahoma, 1991 (41 att.)  
 Opponent--37; Oklahoma, 1991 (51 att.)  
 Free Throw Attempts--42; vs. Iowa State, 1983 (34 made)  
 Opponent--\*51; Oklahoma, 1991 (37 made)  
 Free Throw Percentage--1.000; vs. Baylor, 2009 (10-10)  
 Opponent--.923; Missouri, 1991 (12-13)  
 Rebounds--55; vs. Oklahoma, 1991  
 Opponent--53; Kansas, 1998  
 Assists--22; vs. Oklahoma State, 1986  
 Opponent--26; Kansas, 1998  
 Blocked Shots--10; vs. Iowa State, 1996  
 Opponent--16; Penn State, 2015  
 Steals--23; vs. Texas Tech, 1999  
 Opponent--15; Kansas, 1999



Venson Hamilton scored more than 1,400 career points and was the first player in Nebraska history to record more than 1,000 career rebounds.



Year	Tournament/Round	Opponent	Result	Site	NU High Scorer	NU High Rebounds	NU High Assists
1948-49	*NCAA Playoff	Oklahoma State	L, 35-52	Kansas City, Mo.	N/A	N/A	N/A
1966-67	NIT/First Round	Bye					
	Quarterfinals	Marshall	L, 88-119	New York City	Tom Baack, 33	Tom Baack, 10	Tom Baack, 5
1977-78	NIT/First Round	Utah State	W, 67-66	Lincoln, Neb.	Andre Smith, 18	Carl McPipe, 7	Novak, Banks, 6
	Quarterfinals	Texas	L, 48-67	Austin, Texas	Carl McPipe, 16	Carl McPipe, 7	Terry Novak, 3
1979-80	NIT/First Round	Michigan	L, 69-76	Ann Arbor, Mich.	Andre Smith, 30	Andre Smith, 12	Jack Moore, 2
1982-83	NIT/First Round	Tulane	W, 72-65	Lincoln, Neb.	Stan Cloudy, 20	Stan Cloudy, 14	Stan Cloudy, 7
	Second Round	Iona	W, 85-73	Lincoln, Neb.	Stan Cloudy, 24	Stan Cloudy, 8	Cloudy, Williams, 5
	Quarterfinals	TCU	W, 67-57	Lincoln, Neb.	Stan Cloudy, 18	Stan Cloudy, 9	Ponce, Downing, 7
	Semifinals	DePaul	L, 58-68	New York City	Dave Hoppen, 15	Dave Hoppen, 9	Greg Downing, 5
1983-84	NIT/First Round	Creighton	W, 56-54	Omaha, Neb.	Dave Hoppen, 25	Dave Hoppen, 10	Carr, Ponce, 5
	Second Round	Xavier	L, 57-58	Cincinnati, Ohio	Dave Hoppen, 22	Dave Hoppen, 7	Eric Williams, 5
1984-85	NIT/First Round	Canisius	W, 79-66	Lincoln, Neb.	Dave Hoppen, 21	Bill Jackman, 10	Harvey Marshall, 5
	Second Round	UCLA	L, 63-82	Los Angeles, Calif.	Dave Hoppen, 23	Dave Hoppen, 9	Brian Carr, 6
1985-86	NCAA/First Round	Western Kentucky	L, 59-67	Charlotte, N.C.	Bernard Day, 18	Chris Logan, 12	Brian Carr, 5
1986-87	NIT/First Round	Marquette	W, 78-76	Lincoln, Neb.	Bernard Day, 18	Vick, Day, 6	Bernard Day, 5
	Second Round	Arkansas	W, 78-71	Lincoln, Neb.	Anthony Bailous, 20	Bill Jackman, 9	Henry T. Buchanan, 6
	Quarterfinals	Washington	W, 81-76	Lincoln, Neb.	Carr, Vick, 17	Derrick Vick, 8	Three with 3
	Semifinals	Southern Mississippi	L, 75-82	New York City	Bill Jackman, 19	Bill Jackman, 9	Brian Carr, 7
	Third Place	Arkansas-Little Rock	W, 76-67 (OT)	New York City	Brian Carr, 18	Derrick Vick, 12	Brian Carr, 9
1988-89	NIT/First Round	Arkansas State	W, 81-79	Lincoln, Neb.	Eric Johnson, 18	Pete Manning, 5	Clifford Scales, 10
	Second Round	Ohio State	L, 74-85	Columbus, Ohio	Eric Johnson, 23	Reid, Owens, 7	Reid, Johnson, 5
1990-91	NCAA/First Round	Xavier	L, 84-89	Minneapolis, Minn.	Rich King, 25	Rich King, 12	Rich King, 4
1991-92	NCAA/First Round	Connecticut	L, 65-86	Cincinnati, Ohio	Derrick Chandler, 17	Derrick Chandler, 11	Eric Piatkowski, 5
1992-93	NCAA/First Round	New Mexico State	L, 79-93	Syracuse, N.Y.	Eric Piatkowski, 29	Derrick Chandler, 10	Three with 3
1993-94	NCAA/First Round	Pennsylvania	L, 80-90	Uniondale, N.Y.	Eric Piatkowski, 23	Piatkowski, Chubbick, 8	Jamar Johnson, 5
1994-95	NIT/First Round	Georgia	W, 69-61	Lincoln, Neb.	Erick Strickland, 21	Erick Strickland, 10	Jaron Boone, 6
	Second Round	Penn State	L, 59-65	Lincoln, Neb.	Mikki Moore, 15	Erick Strickland, 7	Erick Strickland, 8
1995-96	NIT/First Round	Colorado State	W, 91-83	Fort Collins, Colo.	Erick Strickland, 19	Mikki Moore, 10	Tyronn Lue, 5
	Second Round	Washington State	W, 82-73	Lincoln, Neb.	Erick Strickland, 18	Venson Hamilton, 12	Boone, Strickland, 4
	Third Round	Fresno State	W, 83-71	Fresno, Calif.	Erick Strickland, 17	Moore, Garner, 10	Erick Strickland, 5
	Semifinals	Tulane	W, 90-78	New York City	Garner, Strickland, 20	Venson Hamilton, 9	Jaron Boone, 6
	Championship	St. Joseph's	W, 60-56	New York City	Erick Strickland, 13	Mikki Moore, 13	Lue, Boone, 4
1996-97	NIT/First Round	Washington	W, 67-63	Lincoln, Neb.	Tyronn Lue, 14	Venson Hamilton, 10	Moore, Lue, 4
	Second Round	Nevada	W, 78-68	Reno, Nev.	Mikki Moore, 21	Mikki Moore, 15	Tyronn Lue, 4
	Third Round	Connecticut	L, 67-76	Storrs, Conn.	Mikki Moore, 24	Venson Hamilton, 6	Belcher, Markowski 2
1997-98	NCAA/First Round	Arkansas	L, 65-74	Boise, Idaho	Tyronn Lue, 18	Venson Hamilton, 10	Tyronn Lue, 6
1998-99	NIT/First Round	UNLV	W, 68-55	Lincoln, Neb.	Cookie Belcher, 17	Andy Markowski, 11	Cookie Belcher, 5
	Second Round	TCU	L, 89-101	Fort Worth, Texas	Cary Cochran, 23	Venson Hamilton, 10	Three with 4
2003-04	NIT/Opening Round	Creighton	W, 71-70	Omaha, Neb.	Andrew Drevo, 20	Andrew Drevo, 9	Marcus Neal, 4
	First Round	Niagara	W, 78-70	Lincoln, Neb.	Turek, Johnson, 17	John Turek, 8	Brian Conklin, 4
	Second Round	Hawaii	L, 83-84	Honolulu, Hawaii	Nate Johnson, 26	Brian Conklin, 6	Marcus Neal, 3
2005-06	NIT/First Round	Hofstra	L, 62-73	Hempstead, N.Y.	Jason Dourisseau, 15	Aleks Maric, 12	Jamel White, 6
2007-08	NIT/First Round	Charlotte	W, 67-48	Lincoln, Neb.	Ade Dagunduro, 15	Aleks Maric, 10	Aleks Maric, 5
	NIT/Second Round	Mississippi	L, 75-87 (OT)	Oxford, Miss.	Aleks Maric, 18	Aleks Maric, 10	Sek Henry, 5
2008-09	NIT/First Round	New Mexico	L, 71-83	Albuquerque, N.M.	Sek Henry, 13	Ade Dagunduro, 5	Cookie Miller, 4
2010-11	NIT/First Round	Wichita State	L, 49-76	Wichita, Kan.	Jeter, Diaz, 12	Jorge Brian Diaz, 8	Lance Jeter, 3
2013-14	NCAA/Second Round	Baylor	L, 60-74	San Antonio, Texas	Terran Petteway, 18	Shields, Pitchford, 5	Ray Gallegos, 2
2017-18	NIT/First Round	Mississippi State	L, 59-66	Starkville, Miss.	James Palmer Jr., 13	Isaiah Roby, 8	James Palmer Jr., 5
2018-19	NIT/First Round	Butler	W, 80-76	Lincoln, Neb.	Isaiah Roby, 28	Isaiah Roby, 8	Johnny Trueblood, 5
	NIT/Second Round	TCU	L, 72-88	Fort Worth, Texas	James Palmer Jr., 19	Tanner Borchardt, 13	Glynn Watson Jr., 6



**NEBRASKA IN THE POSTSEASON**

All-Time Postseason Appearances\*: 26 (7 NCAA, 19 NIT)

All-Time Postseason Record: 24-25

In the NCAA Tournament: 0-7 (1986, 1991, 1992, 1993, 1994, 1998, 2014)

In the NIT: 24-18 (1967, 1978, 1980, 1983, 1984, 1985, 1987, 1989, 1995, 1996, 1997, 1999, 2004, 2006, 2008, 2009, 2011, 2018, 2019)

In the NCAA Playoffs: 0-1\* (1949)

\*Playoff game between Big Seven and Missouri Valley Conference champions for berth in eight-team NCAA Tournament field. Not considered to be "official" participation in the NCAA Tournament.


# N 2019-20 NEBRASKA BASKETBALL POSTSEASON RECORDS

## INDIVIDUAL GAME

Points--33, Tom Baack vs. Marshall, March 13, 1967  
 Opponent--46, George Stone, Marshall, March 13, 1967  
 Field Goals--13, Tom Baack vs. Marshall, March 13, 1967 (24 att.)  
 Opponent--20, George Stone, Marshall, March 13, 1967 (38 att.)  
 Field Goal Attempts--25, James Palmer Jr. at TCU, March 24, 1967 (7 made)  
 Opponent--38, George Stone, Marshall, March 13, 1967 (20 made)  
 Field Goal Percentage (min. 5 att.)--1.000, Mikki Moore at Nevada, March 18, 1997 (9-9)  
 Tanner Borchardt at TCU, March 24, 2019 (6-6)  
 Opponent--1.000, Adrian Uter, Hofstra, March 16, 2006 (6-6)  
 3-Point Field Goals--7, Cary Cochran at TCU, March 15, 1999 (7-9)  
 Opponent--6, Jason Carter, Hawaii, March 22, 2004 (6-7); Desmond Bane, TCU, March 24, 2019 (6-9)  
 3-Point Field Goal Attempts--12, Brian Conklin vs. Hawaii, March 22, 2004 (6 made)  
 Opponent--17, Dominick Young, Fresno State, March 22, 1996 (5 made)  
 3-Point Field Goal Pct.--.778, Cary Cochran at TCU, March 15, 1999 (7-9)  
 Opponent--.857, Jason Carter, Hawaii, March 22, 2004 (6-7)  
 Free Throws--13, Dave Hoppen vs. Canisius, March 13, 1985 (16 att.)  
 Opponent--10, Brady Heslip, Baylor, March 21, 2014 (10 att.)  
 Free Throw Attempts--16, Dave Hoppen vs. Canisius, March 13, 1985 (13 made)  
 Opponent--11, Kevin Freeman, Connecticut, March 21, 1997 (7 made)  
 Free Throws, No Misses--7, Sek Henry at New Mexico, March 17, 2009  
 Opponent--10, Brady Heslip, Baylor, March 21, 2014  
 Rebounds--15, Mikki Moore at Nevada, March 18, 1997  
 Opponent--16, Bob Allen, Marshall, March 13, 1967;  
 16, Tyrone Corbin, DePaul, March 28, 1983  
 Assists--10, Clifford Scales vs. Arkansas State, March 16, 1989  
 Opponent--16, Sam Crawford, New Mexico State, March 19, 1993  
 Blocked Shots--5, Aleks Maric at Hofstra, March 16, 2006  
 Opponent--8, Walter Downing, DePaul, March 28, 1983  
 Steals--6, Brian Carr vs. Arkansas-Little Rock, March 26, 1987; Cookie  
 Belcher vs. Washington, March 12, 1997; Cookie Belcher vs. Arkansas,  
 March 12, 1998; Cookie Belcher vs. UNLV, March 10, 1999  
 Opponent--8, Dominick Young, Fresno State, March 22, 1996

## TEAM GAME

Points--91, vs. Colorado State, March 14, 1996  
 Opponent--119, by Marshall, March 13, 1967  
 Points in a Half--52, vs. Colorado State, March 14, 1996 (2nd)  
 Opponent--61, by Marshall, March 13, 1967 (2nd)  
 Field Goals--37, vs. Marshall, March 13, 1967 (90 att.)  
 Opponent--46, by Marshall, March 13, 1967 (90 att.)  
 Field Goal Attempts--90, vs. Marshall, March 13, 1967 (37 made)  
 Opponent--90, by Marshall, March 13, 1967 (46 made)  
 Field Goal Percentage--.588, vs. Washington State, March 19, 1996 (30-51)  
 Opponent--.621, by TCU, March 15, 1999 (36-58)  
 3-Point Field Goals--10, vs. Colorado State, March 14, 1996 (17 att.);  
 10, at TCU, March 15, 1999 (19 att.)  
 Opponent--12, by Penn State, March 21, 1995 (28 att.)  
 3-Point Field Goal Attempts--27, at Hofstra, March 16, 2006 (9 made)  
 Opponent--28, by Penn State, March 21, 1995 (12 made); Butler, March 21, 2019 (12 made);  
 at TCU, March 24, 2019 (10 made)  
 3-Point Field Goal Pct.--.588, vs. Colorado State, March 14, 1996 (10-17)  
 Opponent--.571, by Arkansas State, March 16, 1989 (8-14)  
 Free Throws--33, vs Canisius, March 13, 1985 (41 att.); vs. Tulane, March 26, 1996 (45 att.)  
 Opponent--38, by Baylor, March 21, 2014 (48 att.)  
 Free Throw Attempts--45, vs. Tulane, March 26, 1996 (33 made)  
 Opponent--48, Baylor, March 21, 2014 (38 made)  
 Free Throw Percentage--.900, at Ohio State, March 20, 1989 (9-10)  
 Opponent--.905, Arkansas, March 12, 1998 (19-21)  
 Rebounds--49, vs. Connecticut, March 19, 1992  
 Opponent--63, by Marshall, March 13, 1967  
 Assists--24, three times, most recently vs. Arkansas State, March 16, 1989  
 Opponent--26, by TCU, March 15, 1999  
 Blocked Shots--7, at Hofstra, March 16, 2006  
 Opponent--10, by DePaul, March 28, 1983; by Connecticut, March 21, 1997;  
 by TCU, March 15, 1999;  
 Steals--15, vs. Washington, March 12, 1997  
 Opponent--16, by Tulane, March 26, 1996



Mikki Moore led Nebraska to the 1996 NIT championship game, where the Huskers defeated St. Joseph's, 60-56, to earn their first-ever basketball title on the national level.



Cookie Belcher shares the school record with six steals in a postseason game. He accomplished the feat on three occasions as a Husker.

# HISTORY



TYRONN  
LUE

# N 2019-20 NEBRASKA BASKETBALL HISTORY OF NEBRASKA BASKETBALL

By Mike Babcock

As near as anyone can determine, the University of Nebraska was first represented by a men's basketball team on Feb. 2, 1897, just six years after Dr. James A. Naismith set down the rules of the game at the International YMCA Training School in Springfield, Mass.

A team from the Lincoln YMCA was the opponent, and Nebraska posted an 11-8 victory at Grant Memorial Hall, the home of the Huskers for all but two seasons until the Coliseum opened in 1926. The same teams played in Grant Hall three weeks later with a similar result, as NU won 23-14. Nebraska had to rally in the second game. The *Hesperian*, a student newspaper, reported: "At the end of the first half the score stood 9 to 6 in favor of the visitors but during the second half our boys took a brace and some excellent work was done."

Such was the modest beginning of a program that has enjoyed its greatest success since 1980. In that span, NU has earned a 684-569 record and 22 postseason appearances, including seven NCAA Tournaments, while adding a Phillips 66 Big Eight Tournament title in 1994 and the 1996 National Invitation Tournament championship.

Nebraska doubled its schedule in 1898, losing twice to the Lincoln YMCA and splitting two games with the Omaha YMCA. A 16-12 loss against the Omaha YMCA provided evidence as to why Nebraska finished 1-3 that season. According to The *Hesperian* account: "The great difficulty of the University team was mere recklessness. Our boys have been playing with a loose interpretation of the rules. The officials were strict and of course the resulting advantage was in favor of Omaha." Then as now, overly aggressive play had its drawbacks.

Nebraska played teams from other universities for the first time in 1899, winning two games against Nebraska Wesleyan and one against Doane en route to the unofficial state championship. The next season, Nebraska played an out-of-state opponent for the first time, defeating the University of Kansas, 48-8, at Lincoln. That game still ranks as the worst loss for a Jayhawk team and was the first for either school against a present-day NCAA Division I school.

The Kansas team was coached by Dr. Naismith. The Nebraska student yearbook, *Sombrero*, wrote: "A closely contested game was looked for. The Jayhawkers were, however, completely outclassed, the score being 48-8." Based on the victory against Kansas and four other similarly decisive victories, "the basketball team for this year was undoubtedly superior to any in the west," the *Sombrero* concluded. It would be several years before such a claim could be made again.

Nebraska hired its first full-time coach in 1911. E.O. "Jumbo" Stiehm, who scored 24 points against Nebraska as a Wisconsin basketball player in 1908, coached both football and basketball. His first Husker basketball team won 14 of 15 games, its only loss coming

at Minnesota, 40-15. The student newspaper, *The Daily Nebraskan*, blamed the loss on Nebraska's inability to adjust to the Gophers' "100-foot floor."

A *Daily Nebraskan* account of Nebraska's 29-28 season-ending victory against Kansas at Lincoln in 1912 provides evidence that some fans' behavior hasn't changed much over the years.

"The game as a whole was entirely unsatisfactory, being marred by rough tactics of the visitors, incompetent work on the part of the referee and interruptions by the audience, which were in part justifiable."

Nebraska shared the Missouri Valley Conference championship with Kansas in 1912 and 1914 and won the title outright in 1913 under Stiehm's leadership. The 1913-14 team was "so fast it took a movie camera to catch 'em," according to the *Cornhusker* student yearbook. It was described as a "point-a-minute" team, which wasn't quite accurate. Typically, games lasted 40 minutes (though that wasn't always the case), and Nebraska averaged 30 points per game. Guard Sam Carrier became Nebraska's first All-America basketball player in 1913. He and Carl Underwood led the Huskers to 17 victories in 19 games. Underwood was the Missouri Valley Conference scoring leader with 66 points in 10 conference games.

Nebraska won another conference title outright in 1916, after Sam Waugh replaced Stiehm as the *Cornhuskers'* coach for one season. Stiehm, who coached the first game of the season before giving way to Waugh, had planned to remain at Nebraska through the basketball season before leaving to become coach and athletic director at Wisconsin. But the Nebraska Athletic Board decided to replace him.

Waugh was succeeded by E.J. "Doc" Stewart, whose three *Cornhusker* teams had a combined record of 29-23. Nebraska was 22-2 in 1919-20 and 11-3 in 1920-21 under Coach P.J. Schissler. After the 1919-20 season, Schissler challenged the University of Chicago to a game, but to no avail. The *Cornhuskers* also were invited to a postseason AAU tournament in Atlanta but didn't go.

Schissler's teams played as independents. Nebraska lost its affiliation with the Missouri Valley Conference because of a decision to play a football game against Oklahoma in Omaha in 1919. Conference rules prohibited such games (Oklahoma had not yet joined the Missouri Valley Conference). Nebraska returned to the Missouri Valley Conference in 1921, and Owen Frank replaced Schissler as basketball coach. The remainder of the Roaring 1920s was, for the most part, undistinguished.

Basketball was rough and tumble. There was a center jump after every basket and no requirement to cross mid-court in 10 seconds or less. The ball was a lot different, too, more like a medicine ball, which contributed to some dull games.

The most significant event during the 1920s was the building of the Coliseum, which was dedicated on Feb. 6, 1926. The *Cornhuskers* dropped a 25-14 decision to Kansas in the first game at their new home, which was built at a cost of \$445,000 and seated 8,000 for basketball. Prior to that, Nebraska played most of its home games in Grant Hall, which seated about a fourth as many fans as the Coliseum and was located just to the north of where the Sheldon Art Gallery now stands.

Athletic Director Fred Leuhring arranged for Nebraska to play its home basketball games at the State Fairgrounds Coliseum in 1921, in order to accommodate more spectators. The *Cornhuskers* played two seasons at the Fairgrounds Coliseum, which had a wider court than Grant Hall.


The first game there was played on Jan. 14, 1921. Nebraska defeated conference opponent Grinnell 31-10 before an audience of 1,500, according to newspaper estimates. After two seasons, the *Cornhuskers* returned to Grant Hall, which had been remodeled, and continued to play home games there until the NU Coliseum opened.

Nebraska ended the decade with an 11-5 season under Charles T. Black, a former Kansas All-American in 1928-29. In the next 19 seasons, the Huskers had just two winning records, back-to-back campaigns under Coach W.H. Browne in 1935-36 and 1936-37. The 1937 team tied Kansas for the Big Six championship, after finishing second to the Jayhawks in 1936.

The 1930s produced four more *Cornhusker* All-Americans: center Don Maclay in 1931, guard Steve Hokuf in 1933, guard George Wahlquist in 1936 and guard Robert Parsons in 1937. Maclay was the Big Six scoring leader in 1930, scoring 112 points in 10 league games.

Harry Good was hired as head coach in 1946 and after two losing seasons, turned Nebraska's fortunes around. In 1948-49, Good's Huskers went 16-10, tied Oklahoma for the Big Seven regular-season championship and defeated the Sooners, 57-56, in a conference playoff to qualify for an NCAA playoff game. The NCAA Tournament was structured differently then, and the *Cornhuskers* needed to win that playoff to advance into the NCAA field. They lost to Oklahoma A&M, the Missouri Valley Conference champion, 52-35, at Kansas City, Mo. Coach Henry P. Iba's Aggies went on to finish second to Kentucky, coached by Adolph Rupp, in the NCAA Tournament.

In 1949-50, Nebraska again won 16 games and shared the Big Seven crown with Kansas and Kansas State. That marks the last time the conference had a three-way tie at the top. "We were King in our day," Claude Retherford once told a newspaper reporter. "They were firing football coaches left and right, but we packed 'em in. Oh, people were interested in football,



Bus Whitehead was a two-time All-Big Seven selection in 1949 and 1950. The court at the Hendricks Training Complex is named after Whitehead, who passed away in 2010.





*Claude Retherford was the leading scorer on NU's 1949 Big Seven Championship team.*

All-Star Game in New York City's Madison Square Garden. When he graduated, Whitehead held nine school scoring records.

Nebraska basketball experienced another drought beginning in 1950-51, with 15 consecutive losing seasons. Despite playing for a team that finished last in the Big Seven in 1952, Husker guard Jim Buchanan earned All-America and all-conference honors. And even though the late Jerry Bush, dubbed the "Big Bear of the Coliseum," never produced a winning team in his nine seasons as head coach at Nebraska, his colorful personality and uncanny ability to fashion upsets kept Cornhusker fans entertained.

The most dramatic upset during Bush's tenure as coach came on Feb. 22, 1958, against Kansas. The Jayhawks featured 7-foot center Wilt Chamberlain and were ranked fourth in the nation when they came to Lincoln. Earlier in the season, the Jayhawks had defeated the Huskers, 102-46, at Lawrence, Kan., with Chamberlain matching Nebraska by scoring 46 points. Nebraska scored a 43-41 victory in the rematch, when 5-9 guard Jim Kubacki hit a 15-foot jump shot with two seconds remaining.

But that's only part of the drama. Kubacki, a senior from Toledo, Ohio, spent all but the final 6:53 of the game sitting on the bench in street clothes, forced there by a knee injury and the kind of fate from which legends are built. When the Cornhuskers' captain, Gary Reimers, left the game with leg cramps, Kubacki convinced Bush to let him suit up. Four minutes and seven seconds later, Kubacki went into the game. Two minutes and 44 seconds after that, he hit the winning shot.

Bush also had the distinction of coaching the school's first 1,000-point scorer, guard Herschell Turner, who came from Indianapolis, Ind., where he was rated the second-best high school player in the state as a senior, behind only crosstown-rival Oscar Robertson. Turner earned All-America honors in 1959 and followed with All-Big Eight honors in 1960 and ended his Cornhusker career with 1,056 points.

Following the 1962-63 season, Bush was replaced as head coach by Joe Cipriano, who brought the nickname "Slippery Joe" and up-tempo basketball to the Coliseum. His teams pressed full-court and ran a fast-break offense, which led the Big Eight in scoring average in 1966, 1967 and 1968.

Cipriano's first two teams had a combined record of 17-33. But his third team, in 1965-66, was one of the most successful in school history, finishing 20-5 and second to Kansas in the Big Eight. All-Big Eight guard Grant Simmons, the first Cornhusker to earn academic All-Big Eight honors, was the team's leader.

The 1966-67 team finished 16-9 and made the school's first appearance in the 16-team National Invitation Tournament, played at New York City's Madison Square Garden. Guard Stu Lantz was a two-time All-Big Eight pick and led the Cornhuskers in scoring and rebounding in both 1966-67 and 1967-68.

Guard Marvin Stewart and center Chuck Jura earned All-Big Eight honors for Cipriano in 1971 and 1972, respectively. Guard Jerry Fort, who finished his career with a then-school-record 1,882 points, was the first Nebraska player chosen first-team all-conference three times, from 1974 through 1976. With Fort's leadership, Nebraska began a string of 14 winning seasons.

but basketball was THE game on the Nebraska campus when we played." Retherford earned All-Big Seven recognition in 1949 after leading the conference in scoring with a 12.4 points-per-game average.

The Cornhuskers had another first-team All-Big Seven performer in 1949, Milton "Bus" Whitehead. The 6-10 center from Scottsbluff, Neb., also earned all-conference honors in 1950, when he averaged a then-school-record 15.7 points per game. Whitehead was named to the District V All-America team by Collier's Magazine. Whitehead also was the first Cornhusker selected to play in the East-West

In the fall of 1976, Cornhusker basketball moved out of the Coliseum and into the state-of-the-art Bob Devaney Sports Center. Located on the State Fairgrounds, the \$13 million athletic complex was financed by a special cigarette tax.

Cipriano coached Nebraska to another 20-victory season in 1977-78. The Cornhuskers, led by All-Big Eight guard Brian Banks, finished with a 22-8 record and advanced to the second round of the NIT. Despite failing health – a battle against cancer that he finally lost – Cipriano shared coaching duties with his assistant, Moe Iba, in 1979-80, and took Nebraska to the NIT again. For their efforts, the duo shared United Press International Big Eight Coach-of-the-Year honors.

Cipriano brought Nebraska into the modern era, coaching 17 seasons and 450 games. His record was 253-197, and those 253 victories represent nearly one-sixth of Nebraska's all-time total. Following Cipriano's death, Iba was named head coach, and he continued Cipriano's winning ways. In Iba's six seasons on the bench, Nebraska was 106-71 and advanced to postseason play four times.

Center Andre Smith was the 1981 Big Eight MVP and twice earned All-Big Eight honors. However, it was the late Jack Moore, a 5-10 playmaker from Muncie, Ind., who captured the hearts of Nebraska fans from 1980 through 1982. Moore earned All-Big Eight honors in 1982, when he won the Naismith Award, given annually to the nation's top player under 6-feet tall. The first three-time academic All-Big Eight pick in Nebraska history, Moore scored 1,204 points and hit .901 from the free throw line during his career.

The cornerstone of Iba's teams from 1983 through 1986 was Omaha, Neb., native Dave Hoppen, a three-time All-Big Eight center and the first Nebraska basketball player to have his jersey number (42) retired by the school. In 1982-83, Hoppen's freshman season, the Cornhuskers were 22-10 and won three games in the NIT before losing to DePaul in the semifinals at Madison Square Garden. The Cornhuskers returned to the NIT each of the next two seasons, advancing to the second round both times.

Hoppen's college career, though, was ended by a knee injury he sustained in a game at Colorado on Feb. 1, 1986. He finished as the school's all-time scoring leader with 2,167 points and broke or tied 19 school records during his four-year stay. After Hoppen's injury,



*Andre Smith was the Big Eight Player of the Year for Nebraska in 1981.*

# N 2019-20 NEBRASKA BASKETBALL

## HISTORY OF NEBRASKA BASKETBALL

Iba's team regrouped and went on to earn the school's first-ever "official" NCAA Tournament berth. Nebraska lost to Western Kentucky in the first round of the Southeast Regional, 67-59. Following the game, Iba announced his resignation.

On March 27, 1986, Danny Nee was officially introduced as Nebraska's 24th basketball coach. During a news conference to announce his hiring, Nee said a "new era" in Cornhusker basketball was beginning.

Nee's 14 teams appeared in postseason play 11 times and topped the 20-victory mark in seven seasons. In his first season, Nebraska was 21-12 and finished third in the NIT.

After a 13-18 record in his second season, the Cornhuskers got back over the .500 mark with a 17-16 record in 1988-89 and advanced to the second round of the NIT.

Nebraska missed the school single-season record for losses by one in 1989-90 (10-18), then won a school-record 26 games, with only eight losses, in 1990-91. The Cornhuskers reached the Big Eight Tournament championship game for the first time and advanced to the NCAA Tournament, losing to Xavier 89-84 in the first round of the regionals at Minneapolis, Minn.

The 1990-91 team included two first-round NBA draft picks, senior Rich King and redshirt freshman Eric Piatkowski. The 7-2 King was the tallest player in Cornhusker history.

Piatkowski, Nebraska's sixth-man in 1990-91, went on to win first-team all-conference honors twice. He ranks second on the Cornhuskers' career-scoring list with 1,934 points, and he is the only Nebraska player to finish with at least 1,900 points, 600 rebounds (669) and 300 assists (322). In 2006, Piatkowski became the third Husker, joining Hoppen and Stu Lantz (No. 22), to have his jersey number (52) retired.

Three more NCAA Tournament appearances followed the record-shattering 1991 season. In 1992-93, the Huskers registered their highest league finish under Nee by tying for second in the Big Eight.

In addition to reaching the NCAA Tournament for a fourth consecutive season and recording back-to-back 20-victory seasons for the first time in school history, Nee's 1993-94 team made history by winning the school's first Phillips 66 Big Eight Tournament title. The Cornhuskers defeated Oklahoma, Missouri and Oklahoma State, in that order, to earn the tournament championship.

Nebraska's NCAA Tournament run ended at four in 1994-95, but the Huskers kept their postseason streak alive with an NIT berth, advancing to the second round. The 1995-96 team struggled down the stretch but was back in the NIT and capped its season with a run to the tournament title.

The Huskers won two games on the road and scored more than 80 points in four of their five postseason games. They finished with a 60-56 victory against St. Joseph's at Madison Square Garden.

"The NIT run was incredible when you look at the teams we beat and how we beat them," Nee said after the remarkable run. "I don't care what anybody says, it was domination."

The 1996 NIT championship team was one of the most talented in school history. Two



Nebraska won its only Big Eight Tournament title during the 1994 season as the Huskers won three straight over Oklahoma, No. 3 Missouri and No. 23 Oklahoma State.



Nebraska won the 1996 NIT title at Madison Square Garden. It was the third time since 1980 that the Huskers reached at least the NIT semifinals.

future NBA players, Erick Strickland and 1998 first-round draft pick Tyronn Lue, were in the backcourt. And two other players on the team scored 1,000 career points, Jaron Boone and freshman Venson Hamilton, who would finish his career in 1999 as the school's all-time leading rebounder and shot-blocker.

Lue's contributions as a freshman to the NIT championship team were only a preview of what was to come. The lightning-quick, 6-0 point guard finished his career as the seventh-leading scorer in school history, and he ranked in the top 10 in 12 other career categories. His leadership carried the 1996-97 Cornhusker team, the first to play in the Big 12, to another NIT appearance.

Behind a late-season run, which included Nebraska's longest conference winning streak in 20 years, Nee's 12th team finished fourth in the Big 12 and returned to the NCAA Tournament. The bid was the Cornhuskers' fifth during the 1990s and extended the school-record postseason run to eight.

The streak reached nine in 1999, as the Cornhuskers just missed an NCAA Tournament bid and advanced to the second round of the NIT. In the process, NU reached the 20-victory mark for a second consecutive season, and Hamilton was named Big 12 Player of the Year.

The optimism that preceded the 1999-2000 season, Nee's last, quickly faded with the loss of guard Cookie Belcher, who was sidelined by a wrist injury and forced to take a medical redshirt. The Cornhuskers were off-balance almost from the beginning of the season and fell far short of expectations.

Even though Nee became the winningest coach in school history in 1999-2000, getting victory No. 254 to pass Joe Cipriano in the Cornhuskers' final home game against Colorado, his final team finished with an 11-19 record. The 19 losses tied for the most in school history.

With then-Director of Athletics Bill Byrne setting his sites on bringing NU basketball back to national prominence, he hired Barry Collier as the Cornhuskers' new coach on April 5, 2000. In Collier's first season with the Huskers, Nebraska finished with a 14-16 mark as Belcher returned to the lineup and earned second-team All-Big 12 Conference honors while finishing third in NCAA history for career steals with 353.

In Collier's fourth season, Nebraska ran to an 18-13 record and its first postseason bid in five years. Nebraska won its first two games in the 2004 NIT, including an exhilarating 71-70



Venson Hamilton was the second Husker to be named conference player of the year when he earned the award in 1999.

road victory over in-state foe Creighton in the opening round. After a home-court victory over Niagara, the Huskers' season came to an end three days later in a valiant effort at Hawaii when NU came back from 17 points down at halftime to tie the game at the first media timeout of the second period before eventually falling by a point.

Nebraska struggled the following season but an influx of young talent helped the Huskers move forward. Aleks Maric made an immediate impact as he broke the NU freshman rebounds record and ranked in the rookie top 10 for blocked shots. Maric was a force in the paint as he tied the school freshman record for double-doubles. It was a sign of good things to come as he finished his four-year career ranked fifth all-time in scoring and was only the second Husker ever to record at least 1,000 career rebounds.

NU made its second postseason appearance in three years in 2006 before finishing with a 19-14 record. It was the most wins under Collier and the first time his Huskers won a game at the Big 12 Championship as NU reached the semifinals of the conference tourney for the first time since winning the Big Eight Tournament title in 1994.

Collier looked to have a solid base in place for 2006-07 before abruptly resigning in early August to take the position of athletic director at his alma mater, Butler University, ending his career at Nebraska with an 89-91 overall record.

The late opening posed little challenge for Nebraska as one week later, on Aug. 8, 2006, Kenneth 'Doc' Sadler was introduced as the 26th head coach in program history.

Nebraska finished first in the Big 12 and 18th nationally in scoring defense in 2007-08, allowing just 60.7 points per game. Sadler's specialty was highlighted again in 2008-09 as the Huskers proved it was no fluke, claiming another first-place defense in the league while ranking 22nd nationally by giving up just 60.4 points per contest. It was the second-lowest total in the Husker record book since 1951, giving Sadler-coached squads three of the top four Husker scoring defenses in the past half century.

The Huskers' 20-13 record in 2007-08 included a 7-9 record in league play, after starting the Big 12 campaign with an 0-4 mark. In 2008-09, Sadler helped Nebraska continue its upward trend with eight league victories, marking NU's first .500 record in conference play in a decade. Nebraska's 2010-11 season was highlighted by wins over three ranked teams, including No. 3 Texas, as the victory over the Longhorns was marked the highest ranked team Nebraska had defeated since 1994.

The 2011-12 season began a new era for Nebraska basketball, as the Huskers joined the Big Ten Conference. That season also marked the opening of the Hendricks Training Complex, an 84,000-foot facility for the Husker basketball program which includes practice courts, locker room, team lounge, offices as well as strength and nutrition areas, giving Nebraska one of the best facilities in the nation.

In March of 2012, Nebraska moved in a different direction as then-Athletic Director Tom Osborne chose Tim Miles to run the basketball program. It took Miles only two years to turn the fortunes of the Huskers around.

The 2013-14 season was a rebirth for the Husker program. Nebraska moved into the \$179 million dollar Pinnacle Bank Arena in August of 2013 and presold the entire season six months



Aleks Maric finished his career ranked fifth all-time in scoring and second in rebounding, becoming only the third player in Big 12 history to record at least 1,600 points and 1,000 rebounds in a career.

before the opener. The Huskers went 15-1 in its inaugural season in PBA, culminating with a win over ninth-ranked Wisconsin in front of a record crowd of 15,998. Terran Petteway earned consensus All-Big Ten honors while Miles was named Big Ten and National Coach of the Year after leading the Huskers to the NCAAs following a 1-5 start in Big Ten play.

Since the opening of Pinnacle Bank Arena, Husker fans have been coming out in record numbers, as has averaged more than 15,000 fans per game in each of the past six seasons.

In 2017-18, the Huskers exceeded expectations, winning 22 games, including a pair of wins against ranked Big Ten teams, and finished fourth in the conference with a 13-5 mark. The 13 conference wins was a school record while the 22 wins were the most since 1990-91. Newcomers James Palmer Jr. and Isaac Copeland both earned All-Big Ten honors, as Palmer garnered first-team accolades by averaging 17.2 points per game to rank fifth in the Big Ten.

The Huskers returned to postseason play in 2018-19, going 19-17 and earning another berth in the NIT. Nebraska, which was ranked in the top-25 earlier in the season, battled through a trio of season-ending injuries and with its 80-76 win over Butler in the first round of the NIT, won its first postseason game in 11 years. Another streak was snapped in June of 2019, when Isaiah Roby was drafted in the second round of the NBA Draft, becoming the first Husker taken in 20 years. Miles ended his Husker tenure on March 26, 2019, after guiding NU to three postseason appearances in seven seasons at the helm of the program.

On March 30, 2019, Athletics Director Bill Moos named Fred Hoiberg the 28th head coach in school history. Hoiberg brings a distinguished resume to Lincoln that includes four years as an NBA front office executive, four years as an NBA head coach and five years at Iowa State, where he orchestrated the biggest turnaround in Big 12 history in 2011-12 and guided the school to four straight NCAA Tournament appearances.

Hoiberg, who was born in Lincoln, joins the Husker men's basketball coaching fraternity, a group that includes his grandfather, Jerry Bush, who guided the Husker program for nine seasons from 1955 to 1963.



A crowd of nearly 2,500 were on hand to celebrate with the Huskers on their 2014 NCAA Tournament berth.

# N 2019-20 NEBRASKA BASKETBALL ALL-TIME LETTERWINNERS

Note: Lettermen lists are not available for 1894, 1895, 1897, 1904 and 1906. The year listed is for the year in which the season ended. For example 1918 represents the 1917-18 season. Hometowns are listed, when available. If you have any updates or corrections, email them to sportsinfo@huskers.com.

## A A A

Abraham, Moses, 2015.....Kano, Nigeria  
Adkins, R.F., 1918  
Akenten, Nana, 2018-19.....Boilingbrook, Ill.  
Akromis, Bernard, 1951.....Omaha, Neb.  
Almeida, Andre, 2011-13.....Sao Paulo, Brazil  
Alexander, Boyd Amberson, 1910 ....Superior, Neb.  
Allen, Thomas, 2018-19.....Raleigh, N.C.  
Amen, Paul, 1936-37-38.....Lincoln, Neb.  
Anderson, Chuck, 1980.....North Platte, Neb.  
Anderson, Kenneth, 1947-49.....Creston, Iowa  
Anderson, R.D., 1899  
Anderson, R.R., 1900  
Anderson, Ryan, 2007-08-09-10.....Seattle, Wash.  
Anderson, W.E., 1899-1900  
Andresen, Roy H., 1925-26-27.....Bloomfield, Neb.  
Antulov, Bob, 1964.....New York City, N.Y.  
Artman, Allan, 1942-43-44.....Kearney, Neb.  
Arwood, Jim, 1956-57-58.....Fostoria, Ohio  
Augustine, Kevin, 2001.....Santa Ana, Calif.

## B B B

Baack, Tom, 1966-67-68.....Ft. Wayne, Ind.  
Babson, (no first name), 1901  
Badgett, Terrance, 1993-94-95-96.....Omaha, Neb.  
Bailey, Russell M., 1919-20-21.....Carleton, Neb.  
Bailous, Anthony, 1986-87.....Los Angeles, Calif.  
Baker, Howard, 1935-36-37.....Grand Island, Neb.  
Balham, Chris, 2007-08-09.....Kansas City, Kan.  
Banks, Brian, 1976-77-78-79.....Hammond, Ind.  
Bargen, Jed, 1988-89.....Lincoln, Neb.  
Barger, Gerald, 1932.....Ashland, Neb.  
Barry, Donald, 1946

Barth, Phil, 1960.....Omaha, Neb.  
Beerkle, Wilmer J., 1924-25-26.....Omaha, Neb.  
Beers, Frank R., 1905.....Osage, Neb.  
Bekins, Melvin, 1920-21.....Omaha, Neb.  
Belcher, Cookie, 1997-98-99-01.....Mexico, Mo.  
Belka, Robert, 1933.....Crete, Neb.  
Bell, Dwight D., 1907-08-09.....Lincoln, Neb.  
Bell, Paul T., 1905-07-08.....Lincoln, Neb.  
Benedict, Maurice, 1903.....Lincoln, Neb.  
Beranek, Drake, 2011.....Ravenna, Neb.  
Berwald, Lance, 1980-81.....Minneapolis, Minn.  
Best, Tom, 1993-94.....South Holland, Ill.  
Black, Leo, 1924-25.....Grand Island, Neb.  
Bloss, Dale, 1945.....Wayne, Neb.  
Boeker, Justin, 2001-02.....Houston, Texas  
Boich, Arnold, 1955.....Peoria, Ill.  
Booker, Kenny, 2000.....Clarksdale, Miss.  
Boone, Jaron, 1993-94-95-96...Salt Lake City, Utah  
Borchardt, Tanner, 2016-17-18-19...Gothenburg, Neb.  
Bornschneggl, Larry, 1963-64.....Geneva, Neb.  
Boswell, Hubert, 1932-33.....Lincoln, Neb.  
Bottorf, John, 1942-43.....Lincoln, Neb.  
Bowers, Bill, 1960-61-62.....Lincoln, Neb.  
Bradford, Steffon, 2000-01.....Clewiston, Fla.  
Branch, Nate, 1965-66-67.....Palo Alto, Calif.  
Brand, Daniel, 1956.....Bellevue, Neb.  
Brooks, Jim, 1969.....Akron, Ohio  
Brooks, Melvin, 1994-95.....Elizabeth City, N.C.  
Brothers, Ralph, 1896  
Brown, Burton, 1943.....Lincoln, Neb.  
Brown, Darren, 1986.....Detroit, Mich.  
Brown, John, 1926-27-28.....Lincoln, Neb.  
Brown, Joseph, 1946-47-48-50.....Nashville, Tenn.  
Bryan, Tom, 1969-71.....Fort Recovery, Ohio  
Buchanan, Demetrius, 1985.....South Bend, Ind.  
Buchanan, Henry T., 1987-88.....Muncie, Ind.  
Buchanan, James, 1950-51-52.....Ft. Wayne, Ind.  
Buckendahl, Ross, 1999-2000-02...Battle Creek, Neb.  
Buel, Duane, 1954-55-56.....Malcolm, Neb.

Burbach, Chad, 1997-98.....Columbus, Neb.  
Burke, A.G., 1896  
Burrus, Russell M., 1905-07-08.....Lincoln, Neb.  
Buuck, A. Allen, 1960-61.....Ft. Wayne, Ind.

## C C C

Cahill, John, 1959.....Dakota City, Neb.  
Caldwell, James, 1977.....Cottonport, La.  
Campbell, Henry W., 1916-17  
Campbell, Willie, 1965-66-67.....Seattle, Wash.  
Carman, Frank D., 1921-22.....Minden, Neb.  
Carr, Brian, 1984-85-86-87.....Muncie, Ind.  
Carrier, Sam, 1911-12-13.....Omaha, Neb.  
Cassidy, Fred, 1943.....Lincoln, Neb.  
Chauble, Ken, 1968-69-70.....Midland, Texas  
Cebrun, Harold, 1964.....Houston, Texas  
Cech, Henry, 1948-49-50.....Berwyn, Ill.  
Cerv, Bob, 1947-48-49-50.....Weston, Neb.  
Chalk, Leroy, 1969-70-71.....Big Sandy, Texas  
Chambers, Phil, 1975.....Denver, Colo.  
Chandler, Derrick, 1992-93.....Mitchellville, Md.  
Chesnut, Ben, 2001.....Omaha, Neb.  
Christine, Cal, 1971-72-73.....Sterling, Neb.  
Chubick, Bruce, 1991-92-93-94.....Atkinson, Neb.  
Clemmons, Brennon, 2002-03.....Indianapolis, Ind.  
Cloudy, Stan, 1983-84.....Center, Texas  
Coard, Eric, 1975-76-77.....Washington, D.C.  
Cochran, Cary, 1999-2000-01-02.....Minden, Iowa  
Coker, Fred, 1974.....Redondo Beach, Calif.  
Collins, J.C., 1917  
Collins, Ray, 1979-80-81-82.....Chicago, Ill.  
Conklin, Brian, 2001-02-03-04.....Hubbard, Ohio  
Conklin, Leonard N., 1931.....Minatara, Neb.  
Cook, Thomas, 1946.....Culver, Ind.  
Copeland Jr., Isaac, 2018-19.....Raleigh, N.C.  
Coppie, Leland, 1932-33-34.....Rosalia, Neb.  
Cortelyou, Spencer, 1899-1900-01-02.....Omaha, Neb.  
Costello, Justin, 2019.....Omaha, Neb.  
Coufal, Norman, 1955-56.....David City, Neb.  
Cox, Larry, 1974-75-76.....Denver, Colo.  
Cox, Rodney, 1947-48-49.....Lincoln, Neb.  
Cozier, Kenneth J., 1923-24.....Aurora, Neb.  
Cresswell, Chris, 1990-91-92.....Merced, Calif.  
Cunningham, Bill, 1979.....Ft. Wayne, Ind.  
Curran, Sammy, 1980.....Liberal, Kan.  
Curtis, Rodney, 1988.....Upper Marlboro, Md

## D D D

Dagunduro, Ade, 2008-09.....Inglewood, Calif.  
Damm, Jim, 1966-67-68.....Bellflower, Calif.  
Davey, G. Seldon, 1930-31.....Lincoln, Neb.  
Davison, Charles Minot, 1931-32.....Lincoln, Neb.  
Davison, Matt, 2000.....Tecumseh, Neb.  
Day, Bernard, 1986-87.....Washington, D.C.  
Despot, Srebrenko, 1978.....Zagreb, Yugoslavia  
Dewitz, Rufus, 1924.....Stanton, Neb.  
Diaz, Jorge Brian, 2010-11-12.....Caguas, Puerto Rico  
Dock, Titus, 1984.....Perkins, Ga.  
Doebele, Dudley, 1956-57.....Elmwood, Neb.  
Dohrmann, Elmer, 1936-37-38....Staplehurst, Neb.  
Dolezal, Eric, 1989.....La Porte, Ind.  
Dourisseau, Jason, 2003-04-05-06.....Omaha, Neb.  
Downing, Greg, 1980-81-82-83.....Duluth, Minn.  
Drevo, Andrew, 2003-04.....Lincoln, Neb.  
Dworak, Thomas, 1944.....Lincoln, Neb.

## E E E

Ebaugh, Floyd, 1936-37-38.....Superior, Neb.  
Eckelman, Eric, 1979.....Muncie, Ind.  
Edwards, Alonzo, 2009.....Houston, Texas  
Ekstrom, Fred, 1924-25-26...Newman Grove, Neb.  
Ekwall, Rex, 1955-56-57.....Holmesville, Neb.  
Eldridge, Bruce, 1918.....Omaha, Neb.  
Elliott, Newell J., 1903.....Beatrice, Neb.  
Elliott, Robert, 1937-38-39.....West Point, Neb.  
Elliott, Thomas, 1926-27-28.....West Point, Neb.  
Elradi, Mohammad, 2017.....Omaha, Neb.  
Elson, Kenneth, 1942-43.....North Platte, Neb.

Empkey, Frank, 1966-67.....Omaha, Neb.  
Enright, Mark, 1974.....Cedar Rapids, Iowa  
Enright, Roy, 2003.....Omaha, Neb.  
Erwin, Steve, 1973-74-75.....Laurel, Neb.  
Evelyn, Bakari, 2016.....Detroit, Mich.  
Extrom, LeGrant, 1952.....Holdrege, Neb.

## F F F


Fagler, Willard, 1952-53-54-55.....Harvard, Neb.  
Farmer, Tony, 1991.....Los Angeles, Calif.  
Ferguson, J. Malcolm, 1903.....Aurora, Neb.  
Ffriend, Kimani, 2000-01.....Kingston, Jamaica  
Fields, Rodney, 2000-01.....Tampa, Fla.  
Fisher, Morris, 1929-30-31.....Lincoln, Neb.  
Fitz, Don, 1939-40-41.....Lincoln, Neb.  
Fitzgibbon, John, 1941-42-43.....Tobias, Neb.  
Fitzpatrick, Wilson, 1958.....Marshall, Mo.  
Florence, Larry, 1997-98-99-2000....Phenix City, Ala.  
Flothow, Paul, 1917.....Omaha, Neb.  
Flynn, W.H., 1917  
Ford, Kedrick, 2001-02.....Macon, Ga.  
Fort, Jerry, 1973-74-75-76.....Chicago, Ill.  
Fox, Mike, 2010-11-12.....Beatrice, Neb.  
Frank, Owen, A., 1911-12.....Grand Island, Neb.  
Fredstrom, Paul, 1952-53.....Lincoln, Neb.  
Fuller, Nick, 2015-16-17.....Sun Prairie, Wis.

## G G G

Gallegos, Ray, 2010-11-13-14.....Salt Lake City, Utah  
Galter, Morris, 1944.....Lincoln, Neb.  
Gardner, Charles H., 1916  
Gardner, J., 1916  
Garner, Bernard, 1996-97.....Many, La.  
Gates, Bob, 1950.....Lincoln, Neb.  
Gerelick, Philip, 1926-27.....Omaha, Neb.  
Gerhart, Harold, 1918.....Newman Grove, Neb.  
Geter, Lewis, 1990.....Columbus, Ohio  
Gibson, James P., 1911-12.....Holdrege, Neb.  
Gill, Anton, 2017-18.....Raleigh, N.C.  
Gillilan, Charles, 1919.....Hardy, Neb.  
Gilreath, Ivan, 1981.....Omaha, Neb.  
Glock, Jason, 1992-94-95-96.....Wahoo, Neb.  
Goetze, Hartmann, 1940-41-42.....St. Joseph, Mo.  
Gohde, George H., 1928.....Lincoln, Neb.  
Good, Joseph, 1951-52-53.....Lincoln, Neb.  
Goodson, Orr, 1924-25.....Lincoln, Neb.  
Grace, Harvey, 1928-29-30.....Mascot, Neb.  
Gratopp, Bob, 1968-69-70.....Geneva, Neb.  
Graves, Allen, 1958.....Lincoln, Neb.  
Gregory, Amos, 1993.....Nashville, Tenn.  
Gregory, Tom, 1971-72.....Fullerton, Calif.  
Gribble, George, 1942.....Greenwood, Neb.  
Grimm, Lloyd, 1937-38-39.....Omaha, Neb.  
Grupe, Ivan, 1961-62-63.....Byron, Neb.  
Gutleben, J.S., 1896

## H H H

Hagensick, Edmund H., 1902-03-04-05.....Lincoln, Neb.  
Hagensick, Harry E., 1902.....Lincoln, Neb.  
Hahn, Robert, 1945.....Fremont, Neb.  
Hale, Leland, 1935-36-37.....Lincoln, Neb.  
Hammond, Jake, 2015-16.....Comanche, Okla.  
Hamilton, Venson, 1996-97-98-99.....Forest City, N.C.  
Hankins-Cole, Quincy, 2010.....Roosevelt, N.Y.  
Hanzlik, M., 1912-14  
Hare, Fred, 1965-66.....Omaha, Neb.  
Hare, Jerry, 1954.....Grand Island, Neb.  
Harley, Steve, 2008-09.....Temple Hills, Md.  
Harriman, Brant, 1998.....Mason City, Iowa  
Harris, Amir, 2019.....Frederick, Md.  
Harris, Lee, 1972.....Omaha, Neb.  
Harris, Rickey, 1974-75-76-77.....Denver, Colo.  
Harry, Robert, 1958-59-60.....York, Neb.  
Hartley, Harold S., 1921.....Harvard, Neb.  
Haskell, Ross K., 1912-13-14  
Hassler, Francis, 1943.....McCook, Neb.  
Hawkins, Earl, 1913-14-15.....Oshkosh, Wis.  
Hawkins, Nathan, 2014.....Garland, Texas



Floyd Ebaugh helped the Huskers win the 1936 Big Six Conference title and was a three-year performer for Nebraska from 1936 to 1938.

Hay, John, 1940-41 ..... Lincoln, Neb.  
Hayes, Carl, 1990-91-92 ..... Chicago, Ill.  
Hecox, Fred, 1945-46 ..... Cozad, Neb.  
Hedberg, Curt, 1975-77-78-79 ..... Lincoln, Neb.  
Heiman, Brady, 2019 ..... Springfield, Neb.  
Heimos, Dan, 2002-03 ..... Waterloo, Ill.  
Heinzelman, Robert, 1942-43 ..... Falls City, Neb.  
Held, Sidney, 1940-41-42 ..... Lincoln, Neb.  
Henrion, Walter, 1932-33 ..... Wichita, Kan.  
Henry, Sek, 2007-08-09-10 ..... Los Angeles, Calif.  
Hester, Wayne, 1958-59-60 ..... Lincoln, Neb.  
Hewitt, Irenaeus P., 1902-03 ..... Lincoln, Neb.  
Hilliard Jr., Corey, 2012 ..... Kansas City, Mo.  
Hiltner, Arthur H., 1910-11-12 ..... Lincoln, Neb.  
Hiltner, Walter G., 1903 ..... Lincoln, Neb.  
Hinckley, Ryan, 1997 ..... Pocatello, Idaho  
Hoar, J.W., 1903-05-07 ..... Lyons, Neb.  
Hoemann, Vic, 1945 ..... Newell, Iowa  
Hoffman, J.F., 1991-92 ..... Cambridge, Neb.  
Hokuf, Stephen, 1930-31-33 ..... Crete, Neb.  
Holder, Allen, 1976-77 ..... Las Vegas, Nev.  
Holley, Myles, 2010 ..... Norfolk, Va.  
Hollins, Kenneth, 1944-45 ..... Valley, Neb.  
Holm, Elmer, 1927-28-29 ..... Omaha, Neb.  
Holmes, Joe, 1999 ..... Seat Pleasant, Md.  
Hoppen, Dave, 1983-84-85-86 ..... Omaha, Neb.  
Horne, Jeriah, 2017 ..... Overland Park, Kan.  
Howard, Terry, 1957 ..... Elkhorn, Neb.  
Howard, Warren, 1914 ..... Omaha, Neb.  
Hubka, Ernest, 1918 ..... Virginia, Neb.  
Huge, Jim, 1961-63 ..... Holdrege, Neb.  
Hugg, Ed, 1914-15-16 ..... Cambridge, Neb.  
Hughes, Brett, 1982-83 ..... Waterloo, Ind.  
Hughes, Michael, 1992 ..... Peoria, Ill.  
Hussey, John W., 1920 ..... Cambridge, Neb.  
Hutchinson, W.C., 1910-11 ..... Lincoln, Neb.  
Hyde, Leslie E., 1913 ..... Lincoln, Neb.

**I I I**  
Ideus, Chad, 1996 ..... Adams, Neb.  
Ingersoll, Arthur E., 1909-10 ..... Tecumseh, Neb.

**J J J**  
Jackman, Bill, 1985-86-87 ..... Grant, Neb.  
Jackson, Don, 1973 ..... Chatsworth, Calif.  
Jackson, Jack, 1939 ..... Omaha, Neb.  
Jackson, Stanley, 1977 ..... Las Vegas, Nev.  
Jackson, Wm. Carl, 1918-19 ..... Lincoln, Neb.  
Jacobson, Michael, 2016-17 ..... Waukee, Iowa  
Jaeger, Chad, 1994 ..... Lexington, Neb.  
Jensen, Clifford, 1930 ..... Omaha, Neb.  
Jeter, Lance, 2010-11 ..... Beaver Falls, Pa.  
Johnette, Michael, 1997-98 ..... Omaha, Neb.  
Johnson, Bill, 1987-88 ..... Plainview, Neb.  
Johnson, Chad, 1998-99 ..... Monticello, Fla.  
Johnson, Eric, 1988-89 ..... Brooklyn, N.Y.  
Johnson, Handy, 1982-83 ..... Chicago, Ill.  
Johnson, Jamar, 1992-93-94 ..... Elkhart, Ind.  
Johnson, Lenard, 1982-83 ..... Kirkwood, Mo.  
Johnson, Nate, 2003-04 ..... Kansas City, Kan.  
Johnson, William, 1952-53-54 ..... Lincoln, Neb.  
Jones, Charles, 1962-63-64 ..... Washington, D.C.  
Jones, Eshaunte, 2010-11 ..... Fort Wayne, Ind.  
Jones, Wilbur A., 1910 ..... Omaha, Neb.  
Jungmeier, Walter, 1920 ..... Lincoln, Neb.  
Jungmeier, Wesley, 1920 ..... Lincoln, Neb.  
Jura, Chuck, 1970-71-72 ..... Schuyler, Neb.

**K K K**  
Kacer, Oldyn, 1919 ..... Crete, Neb.  
Karn, Matt, 2010-11 ..... Philpot, Ky.  
King, Lyle, 1940-41-42 ..... Lincoln, Neb.  
King, Rich, 1988-89-90-91 ..... Omaha, Neb.  
Kipper, Paul, 1951 ..... Lincoln, Neb.  
Kirlin, Albert, 1947 ..... Havelock, Neb.  
Klepser, Merritt J., 1923-25-27 ..... Omaha, Neb.  
Knutzen, Owen, 1943 ..... Cedar Bluffs, Neb.  
Koca, Todd, 1988-89 ..... Papillion, Neb.

Koehler, John P., 1901-02  
Koenig, Robert, 1945 ..... Yankton, S.D.  
Kohl, Adam, 1922 ..... Hastings, Neb.  
Korte, Robert, 1946 ..... Fairbury, Neb.  
Kortus, Joel, 1963-64-65 ..... Lincoln, Neb.  
Koster, George, 1931-32 ..... Lincoln, Neb.  
Kovanda, William, 1937-38-39 ..... Elk Creek, Neb.  
Kowalke, James, 1959-60-61 ..... Sioux City, Iowa  
Krake, Lee S., 1905-07 ..... West Point, Neb.  
Krall, Robert, 1928-29 ..... Grand Island, Neb.  
Krenk, Nick, 2007-08-09 ..... Nebraska City, Neb.  
Kubacki, Jim, 1956-57-58 ..... Toledo, Ohio  
Kuhlman, Elza, 1944  
Kurkowski, Kye, 2012-13-15 ..... Grant, Neb.

**L L L**  
Lantz, Stuart, 1966-67-68 ..... Uniontown, Pa.  
Lawry, Anton, 1947-48-49-50 ..... Omaha, Neb.  
Laws, Malcolm, 2016-17-18 ..... Orlando, Fla.  
Lawson, Wm. Vinton, 1926 ..... Omaha, Neb.  
Leacox, Robert, 1935-36 ..... Shenandoah, Iowa  
Lebsack, Gayle, 1946-47 ..... Lincoln, Neb.  
Ledsome, Jim, 2006 ..... Severna Park, Md.  
Lee, Brendy, 1972-73-74 ..... Brush, Colo.  
Leitner, Roger, 1967-68 ..... McCook, Neb.  
Lenser, Kurt, 1932 ..... Hildreth, Neb.  
LeRossignol, Curt, 1971-72 ..... Lincoln, Neb.  
Letts, Madison, 1932 ..... St. Joseph, Mo.  
Lewandowski, Adolph J., 1928-29-30 ..... Chicago, Ill.  
Lively, Kelly, 1989-90-91 ..... Torrington, Wyo.  
Livingston, Dale, 1946 ..... Hastings, Neb.  
Livingston, Leslie, 1940-41-42  
Loder, Dwight, 1934 ..... Waverly, Neb.  
Logan, Chris, 1985-86 ..... Natchez, Miss.  
Lue, Tyrone, 1996-97-98 ..... Mexico, Mo.  
Lundholm, William, 1959 ..... Mt. Morris, Ill.  
Lunney, Kenneth, 1932-33-34 ..... York, Neb.

**M M M**  
MacFarlane, Dave, 1980 ..... Plattsmouth, Neb.  
Maclay, Donald, 1929-30-31 ..... Auburn, Neb.  
Malecek, Joseph, 1949-50 ..... Osage, Iowa  
Mann, Kyle, 1998 ..... Omaha, Neb.  
Manning, Pete, 1988-89 ..... Trenton, N.J.  
Maric, Aleks, 2005-06-07-08 ..... Sydney, Australia  
Markowski, Andy, 1996-97-98-99 ..... Ord, Neb.  
Marks, Kyle, 2006-07 ..... Riviera Beach, Fla.  
Marquiss, Warren, 1943 ..... Omaha, Neb.  
Marsh, Ricky, 1973-74 ..... New York, N.Y.  
Marshall, Harvey, 1985-86 ..... Jackson, Tenn.  
Martin, Sam, 1968-69-70 ..... Pawnee City, Neb.  
Martin, Val, 1976 ..... South Bend, Ind.  
Martz, Mike, 1984-85-86-87 ..... Beatrice, Neb.  
Mason, Paul, 1932-33-34 ..... Omaha, Neb.  
Matson, Charles E., 1896 ..... Wisner, Neb.  
Matzke, John, 1982-84-85-86 ..... Lincoln, Neb.  
Matzke, Stan, 1952-53-54-55 ..... Lincoln, Neb.  
Mauch, Arthur, 1931-32 ..... Bassett, Neb.  
Maxey Sr., Al, 1959-60 ..... Indianapolis, Ind.  
McCarty, Marques, 2002-03 ..... Sugarland, Texas  
McCray, Joe, 2005 ..... Fort Lauderdale, Fla.  
McCray, Toney, 2009-11-12 ..... Missouri City, Texas  
McDonald, Paul, 1977 ..... Chisholm, Minn.  
McPipe, Carl, 1976-77-78-79 ..... Hammond, Ind.  
McVeigh, Jack, 2016-17-18 ..... Cabarita Beach, Australia  
McVicker, Mark, 1977-78-79-80 ..... Hastings, Neb.  
Menke, Trevor, 2012-13-14-15 ..... Beatrice, Neb.  
Mercier, Bob, 1951 ..... Lincoln, Neb.  
Mielenz, Frank, 1926 ..... Stanton, Neb.  
Miller, Cookie, 2008-09 ..... Charleston, W.V.  
Mitchell, Alvin, 1997 ..... Omaha, Neb.  
Moller, Cliff, 1969 ..... New York, N.Y.  
Moody, Keith, 1990-91 ..... Herndon, Va.  
Moore, Bob, 1978-79 ..... Pittsburgh, Pa.  
Moore, Curtis, 1984-85 ..... Mount Vernon, N.Y.  
Moore, Jack, 1979-80-81-82 ..... Muncie, Ind.  
Moore, James, 1984 ..... Omaha, Neb.



Bill Jackman totaled 500 points, 418 rebounds and 101 assists in his three-year Husker career.

Moore, Josiah, 2012 ..... Norcross, Ga.  
Moore, M.S., 1899  
Moore, Mikki, 1994-95-96-97 ..... Gaffney, S.C.  
Morrell, (no first name), 1912  
Morrison, C.C., 1899  
Morrison, C.E., 1896  
Morrow Jr., Ed, 2016-17 ..... Chicago, Ill.  
Moser, W.A., 1905-07  
Mosser, Cornelius, 1948 ..... Cambridge, Ohio  
Muhleisen, Jake, 2002-03-04-05 ..... Lincoln, Neb.  
Mulvaney, Charles, 1946 ..... Omaha, Neb.  
Munger, Glen, 1922 ..... Columbus, Neb.  
Munn, Glen B., 1929 ..... Lincoln, Neb.  
Munn, Glenn, 1928 ..... Lincoln, Neb.  
Munn, Monte, 1920-21 ..... Lincoln, Neb.  
Munson, Bob, 1971 ..... Bradford, Vt.  
Myers, C.B., 1914-15  
Myrthil, Gerard, 1978-79 ..... New York, N.Y.

**N N N**  
Naderer, Mike, 1978-79-80-81 ..... Scottsdale, Ariz.  
Nagl, (no first name), 1912  
Nannen, Lyle, 1956-57 ..... Syracuse, Neb.  
Nannen, Neil, 1962-63-64 ..... Syracuse, Neb.  
Neal Jr., Marcus, 2004-05 ..... Annapolis, Md.  
Nelson, Ben, 2007-08-09-10 ..... Atwater, Minn.  
Nelson, Douglas, 1944 ..... Wausa, Neb.  
Nelson, H., 1916-17  
Nelson, Lawrence, 1936 ..... Curtis, Neb.  
Nelson, Leif, 1996 ..... Riverside, Calif.  
Neubert, Keith, 1984-86-87 ..... Fort Atkinson, Wis.  
Newman, Richard, 1919-20-21 ..... Columbus, Neb.  
Newton, Bernard A., 1903 ..... Beaver City, Neb.  
Nielsen, R., 1901  
Niemann, Christopher, 2011-12 .....  
.....Kühlungsborn, Germany  
Nissen, Al, 1970-71-72 ..... Miller, S.D.  
Novak, Terry, 1975-77-78 ..... Lincoln, Neb.  
Novak, Tom, 1972-73-74 ..... Lincoln, Neb.

**O O O**  
Okeke, Duby, 2018 ..... Jonesboro, Ga.  
Olson, Carl, 1928-29 ..... Lincoln, Neb.  
Othmer, Kenneth, 1927-28 ..... Omaha, Neb.  
Owen, L.R., 1911  
Owens, Dapreis, 1989-90-91-92 ..... Mansfield, Ohio

**P P P**  
Page, Theodore, 1927 ..... Crete, Neb.  
Palmer Jr., James, 2018-19 ..... Upper Marlboro, Md.  
Parker, Benny, 2013-14-15-16 ..... Kansas City, Kan.  
Parsons, Robert, 1936-37-38 ..... Lincoln, Neb.  
Parsons, Rollin, 1933-34-35 ..... Lincoln, Neb.  
Parsons, Ronald, 1957 ..... Cleveland, Ohio  
Patty, Jesse, 1919-20 ..... Omaha, Neb.  
Pearson, Brice, 1965 ..... San Mateo, Calif.  
Peltz, Mike, 2013-14 ..... Alliance, Neb.  
Perry, Harry O., 1908-09-10 ..... Lincoln, Neb.  
Perry, Marcus, 2006-07 ..... Anniston, Ala.  
Peterson, Arthur, 1945 ..... Millard, Neb.  
Peterson, Mike, 1970-71-72 ..... North Platte, Neb.  
Petrashek, G.L., 1909-10 ..... Humboldt, Neb.  
Petsch, Daryl, 1962-63-64 ..... Marysville, Kan.  
Petteway, Terran, 2014-15 ..... Galveston, Texas  
Phifer, Ryan, 1997-98 ..... North Platte, Neb.  
Phillips, Albert, 1918 ..... Beatrice, Neb.  
Phipps, Hansel, 1931 ..... Whitman, Neb.  
Piatkowski, Eric, 1991-92-93-94 ..... Rapid City, S.D.  
Piatkowski, Troy, 1997-98-99 ..... Rapid City, S.D.  
Pickett, John, 1919-20 ..... Scottsbluff, Neb.  
Pierce, Robert, 1949-50-51 ..... Lincoln, Neb.  
Pillsbury, Melville P., 1899-1902 ..... Lincoln, Neb.  
Ping, Shang, 2008 ..... Haerbin, China  
Pitcaithley, Harry, 1939-40 ..... Lincoln, Neb.  
Pitchford, Walter, 2014-15 ..... Grand Rapids, Mich.  
Placek, Emil E., 1896 ..... Wahoo, Neb.  
Ploetz, John, 1978 ..... Shorewood, Wis.  
Ponce, David, 1983-84 ..... San Jose, Calif.  
Poynter, Floyd, 1920  
Puelz, Dennie, 1962-63 ..... Lincoln, Neb.

**R R R**  
Ramos, Jose, 1991 ..... Miami, Fla.  
Randall, Albert, 1939-40-41 ..... Omaha, Neb.  
Raymond, Isaac P., 1902  
Reckeweg, Kent, 1973-74-75 ..... Lincoln, Neb.  
Reid, Beau, 1988-89-90-91 ..... Lancaster, Ohio  
Reimers, Gary, 1956-57-58 ..... Millard, Neb.  
Reiners, Al, 1966 ..... Hastings, Neb.  
Rekeweg, Jeff, 1987-88 ..... Kendallville, Ind.  
Renfro, Claude, 1981-82-83 ..... Winslow, Ariz.  
Renzelman, Gary, 1953-54-55 ..... Scottsbluff, Neb.  
Retherford, Claude, 1947-48-49 ..... French Lick, Ind.

# N 2019-20 NEBRASKA BASKETBALL ALL-TIME LETTERWINNERS



Clifford Scales helped the Huskers set a school record with 26 wins during the 1990-91 season. Scales averaged 10.2 points per game, as he was one of five Huskers who averaged double figures.

Reynolds, Harry Burch, 1919 ..... Lincoln, Neb.  
 Reynolds, James, 2004 ..... Los Angeles, Calif.  
 Richardson Jr., Charles, 2004-05-06-07 ..... Maywood, Ill.  
 Richardson, Brandon, 2009-10-11-12 ..... Los Angeles, Calif.  
 Richardson, Ray, 1989-90 ..... South Bend, Ind.  
 Riddell, Ted, 1917 ..... Beatrice, Neb.  
 Riddlesbarger, William P., 1922-23 ..... Iowa City, Iowa  
 Riehl, Tony, 1971-72-73 ..... Louisville, Ky.  
 Ritchie, Max, 2013 ..... Nebraska City, Neb.  
 Rivers, David, 2012-13-14-15 ..... Little Rock, Ark.  
 Robinson II, John, 2001-02 ..... Channelview, Texas  
 Robinson, Magnus, 1946 ..... Norfolk, Neb.  
 Roby, Isaiah, 2017-18-19 ..... Dixon, Ill.  
 Rooney, Patrick, 1944 ..... Brownville, Neb.  
 Roots, Al, 1960-61 ..... Kansas City, Kan.  
 Roy, William, 1955 ..... Berwyn, Ill.  
 Russell, Robert C., 1920-22 ..... Washington, D.C.  
 Russell, Thomas R., 1961-62 ..... Independence, Kan.  
 Rutherford, Richard B., 1914-15-16 ..... Beatrice, Neb.

## SSS

Sallee, Chris, 1995-96 ..... Scottsdale, Ariz.  
 Salomon, Cole, 2008-09 ..... Omaha, Neb.  
 Sandbulte, Gerald, 1952-53 ..... Sioux Center, Iowa  
 Sandstedt, James, 1946 ..... Omaha, Neb.  
 Sauer, George, 1932-33 ..... Lincoln, Neb.  
 Scales, Clifford, 1988-89-90-91 ..... Maywood, Ill.  
 Scantlebury, Tom, 1968-69-70 ..... Oakland, Calif.  
 Scarlett, Trent, 1982-83 ..... Las Vegas, Nev.  
 Schleiger, Richard, 1947-48-49 ..... Omaha, Neb.  
 Schliep, Bronsen, 2003-04-05-06 ..... Fairfield, Neb.  
 Schmidt, A., 1908-09  
 Schmidt, August C., 1909-10 ..... Lincoln, Neb.  
 Schneider, Leo, 1946 ..... Rock Island, Ill.  
 Schwindt, Andy, 1997 ..... Palos Verdes, Calif.  
 Sealer, Joel, 1985-86-87 ..... Omaha, Neb.  
 Seger, Fred, 1952-53-54 ..... Omaha, Neb.  
 Shaver, Dan, 1966-67 ..... La Crecenta, Calif.  
 Schellenberg, Elmer, 1918-19-20 ..... Beatrice, Neb.  
 Shields, Paul, 1915-16 ..... Omaha, Neb.  
 Shields, Paul, 1947-48 ..... Monrovia, Ind.  
 Shields, Shavon, 2013-14-15-16 ..... Olathe, Kan.  
 Shipwright, Richard, 1959 ..... Pender, Neb.  
 Shoecraft, Jerry, 1979-80-81-82 ..... Muncie, Ind.  
 Shultis, Jason, 2017 ..... Dannebrog, Neb.  
 Siegel, Bob, 1974-75-76-77 ..... Fairbury, Neb.  
 Simmons, Grant, 1964-65-66 ..... Omaha, Neb.  
 Simmons, Ron, 1966-67-68 ..... Sumner, Neb.  
 Simms, Corey, 2002-03-04-05 ..... St. Louis, Mo.  
 Sladovnic, Charles, 1962 ..... Omaha, Neb.  
 Smaha, Clark, 1925-26-27 ..... Ravenna, Neb.  
 Smidt, Don, 1956-57-58 ..... Helena, Mont.  
 Smith, Andre, 1978-79-80-81 ..... Chicago, Ill.

Smith, Austin H., 1920-21-22  
 Smith, Charles L., 1954-55-56 ..... Anderson, Ind.  
 Smith, H.B., 1899  
 Smith, Leslee, 2014-15 ..... Long Look, British Virgin Islands  
 Smith, Mike, 2007 ..... Bronx, N.Y.  
 Smith, Richard, 1988 ..... Chicago, Ill.  
 Smith, Ronnie, 1984-85 ..... Galveston, Texas  
 Smith, Tarin, 2015 ..... Ocean Township, N.J.  
 Smith, Terry, 1982-83 ..... Moberly, Mo.  
 Smith, Todd, 1999 ..... Milledgeville, Ga.  
 Snyder, James, 1951 ..... Winchester, Ind.  
 Sorensen, Harry, 1934-35-37 ..... Hardy, Neb.  
 Spear, John, 1922 ..... Genoa, Neb.  
 Spear, Wallace, 1918-19 ..... Genoa, Neb.  
 Spears, Jerry, 1964-65 ..... Columbus, Ohio  
 Spencer, Bo, 2012 ..... Baton Rouge, La.  
 Sprague, Leon, 1926 ..... York, Neb.  
 Srb, Richard, 1947-48-49 ..... Lincoln, Neb.  
 Standhardinger, Christian, 2010 ..... Munich, Germany  
 Stange, Drew, 1981-82 ..... Lincoln, Neb.  
 Stebbins, (no first name), 1900  
 Stegall, Shuan, 2004 ..... Stone Mountain, Ga.  
 Steinbrook, Lee, 1995 ..... Columbus, Neb.  
 Stewart, Marvin, 1969-70-71 ..... Chicago, Ill.  
 Stipsky, Ed, 1931 ..... Hooper, Neb.  
 Stone, Charles, 1967 ..... Oakland, Calif.  
 Story, C.M., 1899  
 Strahan, James, 1945 ..... Wayne, Neb.  
 Strickland, Erick, 1993-94-95-96 ..... Bellevue, Neb.  
 Stromer, Byron W., 1918 ..... Hanover, Neb.  
 Strowbridge, Jay-R, 2007-08 ..... Ardmore, Ala.  
 Stryker, Franklin H, 1912-13 ..... Omaha, Neb.  
 Surles, Chester, 1995-96 ..... Saginaw, Mich.  
 Svehla, Matt, 1988-89 ..... Clarkson, Neb.  
 Swank, George, 1959 ..... Mansfield, Ohio  
 Swett, Rex, 1960-61-62 ..... Huron, S.D.

## TTT

Talley, Dylan, 2012-13 ..... Camden, N.J.  
 Tallman, Frank, 1938-39-40 ..... Creston, Iowa  
 Tangeman, Robert, 1944 ..... Gretna, Neb.  
 Taylor, Evan, 2017-18 ..... Cincinnati, Ohio  
 Taylor, Ron, 1974-75 ..... Midland, Texas  
 Theisen, Ralph, 1916 ..... West Point, Neb.  
 Therien, Robert, 1939-40 ..... Lincoln, Neb.  
 Thom, Jim, 1956 ..... Lincoln, Neb.  
 Thomas, (no first name), 1901  
 Thomas, Dwight P., 1918 ..... Lincoln, Neb.  
 Thomas, Grant, 1938-39 ..... Kearney, Neb.  
 Thomas, Ryan, 2000-01 ..... St. Joseph, Mich.  
 Thomas, Wilson, 2001-02 ..... Omaha, Neb.  
 Thompson, John, 1941-42-43 ..... Lincoln, Neb.  
 Thorbjarnarson, Thorir, 2018-19 ..... Reykjavik, Iceland

Thornton, Marcus, 2001 ..... Rochester, N.Y.  
 Tipton, Milo, 1923-24-25 ..... Tabor, Iowa  
 Tipton, Paul W., 1922 ..... Tabor, Iowa  
 Torrens, Lee, 1969-70 ..... Bellevue, Neb.  
 Trueblood, Johnny, 2016-18-19 ..... Omaha, Neb.  
 Truscott, Louis, 1999-2000 ..... Houston, Texas  
 Shimanga, Jordy, 2017-18 ..... Montreal, Quebec  
 Turek, John, 2002-03-04-05 ..... Council Bluffs, Iowa  
 Turner, Herschell, 1958-59-60 ..... Indianapolis, Ind.  
 Tyrance, Jordan, 2012-13 ..... Lincoln, Neb.

## UUU

Ubel, Brandon, 2010-11-12-13 ..... Overland Park, Kan.  
 Underwood, Clinton, 1912-13 ..... Omaha, Neb.  
 Usher, Willard O., 1923-24-25 ..... Omaha, Neb.

## VVV

Vacanti, Charles, 1940 ..... Omaha, Neb.  
 Van Poelgeest, Richard, 1987-88-89-90 ..... Ryswijk, Netherlands  
 Vance, Deak, 1986 ..... Muncie, Ind.  
 Velander, Paul, 2007-08-09 ..... Blacksburg, Va.  
 Vick, Derrick, 1987-88 ..... Chicago, Ill.  
 Vincent, William, 1962-63 ..... Omaha, Neb.  
 Volz, Mathias G., 1923-24-25 ..... Omaha, Neb.  
 Von Seggern, Dale, 1968-69-70 ..... Orchard, Neb.  
 Vucetic, Sergej, 2013-14 ..... Vrbas, Serbia

## WWW

Wagner, Robert, 1967-68 ..... Erie, Pa.  
 Wahlquist, George, 1933-35-36 ..... Hastings, Neb.  
 Wald, Tom, 1995-96 ..... Brooklyn Park, Minn.  
 Walin, Elmer, 1961 ..... Lincoln, Neb.  
 Walker, B.J., 2006 ..... Cincinnati, Ohio  
 Walker, Caleb, 2011-12 ..... Hutchinson, Kan.  
 Walker, Danny, 2000 ..... Los Angeles, Calif.  
 Walker, G.E., 1899  
 Walker, Marcus, 2006 ..... Kansas City, Mo.  
 Wall, Jan, 1960-61 ..... Lincoln, Neb.  
 Walsh, Larry, 1950 ..... Ponca, Neb.  
 Walsh, Walter W., 1907-08-09 ..... Lincoln, Neb.  
 Walton, Kenny, 1981-82-83 ..... Indianapolis, Ind.  
 Wampler, Lloyd, 1936 ..... Dorchester, Neb.  
 Ward, Harrison, 1951 ..... Plainfield, Ind.  
 Warfield, G.A., 1896  
 Warren, (no first name), 1901

Warren, Glen, 1921-22-23 ..... Lincoln, Neb.  
 Waterman, R.L., 1900  
 Watson Jr., Glynn, 2016-17-18-19 ..... Bellwood, Ill.  
 Watters, F.E., 1911  
 Watts, Randy, 1971-72 ..... Richmond, Ky.  
 Webb, Coley, 1964-65-66 ..... Elkhart, Ind.  
 Weber, Don, 1952-53-54 ..... Estherville, Iowa  
 Webster, Tai, 2014-15-16-17 ..... Auckland, New Zealand  
 Wells, William, 1954-57 ..... West Baden, Ind.  
 Werner, Alton, 1937-38-39 ..... Kansas City, Mo.  
 Wertz, L.E., 1917  
 West, Tim, 1980 ..... Urbana, Mo.  
 Whitaker, Henry, 1934-35-36 ..... St. Joseph, Mo.  
 White III, Andrew, 2016 ..... Richmond, Va.  
 White, Anthony, 1984-85 ..... Wichita, Kan.  
 White, Jamel, 2006 ..... Brooklyn, N.Y.  
 Whitehead, Milton, 1948-49-50 ..... Scottsbluff, Neb.  
 Wicklund, Andrew, 2008 ..... Colorado Springs, Colo.  
 Widman, Harvey, 1934-35-36 ..... Mead, Neb.  
 Wilbrand, Tony, 2003-04-05-06 ..... Alliance, Neb.  
 Wilkinson, Wes, 2003-04-05-06 ..... Grand Island, Neb.  
 Williams, Eric, 1980-81-83-84 ..... South Bend, Ind.  
 Williams, Rodney, 1998 ..... Houston, Texas  
 Willis, Stephen, 1975-76 ..... Indianapolis, Ind.  
 Wilnes, Norman, 1950-51 ..... North Platte, Neb.  
 Wilson, Dow, 1938 ..... Dow City, Iowa  
 Wischmeier, B. Scott, 1932 ..... Turkey Creek, Neb.  
 Witte, Willard, 1928-29-30 ..... Lincoln, Neb.  
 Wood, Wilbur S., 1908-09-10 ..... Lincoln, Neb.  
 Woolridge, Andre, 1993 ..... Omaha, Neb.  
 Wortmann, Craig, 1999-2000 ..... Hartington, Neb.  
 Wright, Earl, 1963-64 ..... Lincoln, Neb.  
 Wyant, Harlan, 1924 ..... Newman Grove, Neb.

## YYY

Yaffee, Irvin, 1939-40 ..... Omaha, Neb.  
 Yates, James, 1961-64 ..... Randolph, Iowa  
 Young, Max, 1941-42-43 ..... Lincoln, Neb.



Grand Island native Wes Wilkinson led the Huskers with 11.9 points and averaged 6.2 rebounds and 1.9 blocks per game as a senior in 2005-06 to help the Huskers reach the NIT.

**ALL-AMERICANS (8)**

- 1913 Sam Carrier, Guard
- 1931 Don Maclay, Center
- 1933 Steve Hokuf, Guard
- 1936 George Wahlquist, Guard
- 1937 Robert Parsons, Guard
- 1952 James Buchanan, Guard
- 1959 Herschell Turner, Guard
- 1978 Carl McPipe, Center

**FIRST-TEAM ALL-CONFERENCE (43)**

**Missouri Valley (10)**

- 1909 W.W. Walsh, Forward
- 1910 H.O. Perry, Forward
- 1911 J.P. Gibson, Forward
- 1911 O.A. Frank, Guard
- 1913 Ross Haskell, Forward
- Sam Carrier, Guard
- 1919 Carl Jackson, Forward
- 1925 Orr Goodson, Center
- Mathias "Mutt" Volz, Guard
- 1927 Clark Smaha, Forward

**Big Six (8)**

- 1930 Don Maclay, Center
- 1931 Steve Hokuf, Guard
- 1933 Steve Hokuf, Guard
- 1936 George Wahlquist, Forward
- 1937 Robert Parsons, Guard
- 1938 Robert Parsons, Guard
- 1941 Sid Held, Guard
- Don Fitz, Guard

**Big Seven (4)**

- 1949 Claude Retherford, Guard
- Milton "Bus" Whitehead, Forward
- 1950 Milton "Bus" Whitehead, Forward
- 1952 James Buchanan, Guard

**Big Eight (18)**

- 1960 Herschell Turner, Guard
- 1966 Grant Simmons, Guard
- 1967 Stuart Lantz, Guard

- 1968 Stuart Lantz, Guard
- 1971 Marvin Stewart, Guard
- 1972 Chuck Jura, Center
- 1974 Jerry Fort, Guard
- 1975 Jerry Fort, Guard
- 1976 Jerry Fort, Guard
- 1978 Brian Banks, Guard
- 1980 Andre Smith, Center
- 1981 Andre Smith, Center
- 1982 Jack Moore, Guard
- 1984 Dave Hoppen, Center
- 1985 Dave Hoppen, Center
- 1986 Dave Hoppen, Center
- 1993 Eric Piatkowski, Guard
- 1994 Eric Piatkowski, Guard

**Big 12 (3)**

- 1998 Tyronn Lue, Guard
- 1999 Venson Hamilton, Center
- 2008 Aleks Maric, Center

**Big Ten (2)**

- 2014 Terran Petteway, Guard
- 2018 James Palmer Jr., Guard

**JIMPHELAN NATIONAL COACH OF THE YEAR (1)**

- 2014 Tim Miles

**CONFERENCE COACH OF THE YEAR (7)**

**Big Eight (6)**

- 1966 Joe Cipriano (AP)
- 1978 Joe Cipriano (UPI)
- 1980 Moe Iba (AP/UPI)
- Joe Cipriano (UPI)
- 1981 Moe Iba (UPI)
- 1991 Danny Nee (AP/UPI)

**Big Ten (1)**

- 2014 Tim Miles (Coaches)

**CONFERENCE PLAYER OF THE YEAR (2)**

**Big Eight (1)**

- 1981 Andre Smith (AP/UPI)

**Big 12 (1)**

- 1999 Venson Hamilton (AP/Coaches)

**BIG EIGHT FRESHMAN OF THE YEAR (1)**

- 1993 Erick Strickland (AP/Coaches)

**OLYMPIANS (2)**

- 2012 Aleks Maric, Center (Australia)
- 2012 Ade Dagunduro, Guard (Nigeria)

**WORLD UNIVERSITY GAMES (3)**

- 1985 Dave Hoppen, Center (U.S., Silver)
- 1993 Eric Piatkowski, Guard (U.S., Gold)
- 2017 Jack McVeigh, Forward (Australia)

**FIBA WORLD CUP (5)**

- 1954 Bill Johnson, Forward (U.S., Gold)
- 2014 Tai Webster, Guard (New Zealand)
- 2014 Jorge Brian Diaz, Center (Puerto Rico)
- 2019 Tai Webster, Guard (New Zealand)
- 2019 Jorge Brian Diaz, Center (Puerto Rico)

**22 & UNDER WORLD CHAMPIONSHIPS (1)**

- 1997 Tyronn Lue, Guard (U.S., Fifth)

**21 & UNDER WORLD CHAMPIONSHIPS (1)**

- 2005 Aleks Maric, Center (Australia, Fourth)

**U.S. OLYMPIC FESTIVAL (3)**


- 1983 Dave Hoppen, Center (Bronze)
  - Moe Iba, Coach, North (Bronze)
  - 1991 Eric Piatkowski, Guard (Gold)
- Note: Piatkowski was named to the 1991 U.S. Olympic Festival All-Tournament Team.

**NABC ALL-STAR GAME (6)**

- 1972 Chuck Jura, Center
- 1991 Rich King, Center
- 1994 Eric Piatkowski, Guard
- 2008 Aleks Maric, Center
- 2015 Tim Miles, Coach
- 2019 James Palmer Jr., Guard



After earning all-league honors as a junior, Tyronn Lue was a first-round NBA selection in 1998. During his collegiate career, he helped Nebraska to three postseason appearances and finished eighth in school history in scoring.



Bill Johnson won a gold medal for the United States at the 1954 FIBA World Championships (now called the FIBA World Cup) in Rio de Janeiro, Brazil. Johnson averaged 9.5 rebounds per game during his three-year career at Nebraska.



Danny Nee is the winningest coach in Nebraska history with 254 career victories over 14 seasons. A 2009 Nebraska Basketball Hall of Fame inductee, Nee was the Big Eight Coach of the Year in 1991 after leading NU to a school-record 26 victories.



**WATSON JR. SELECTED AS JACK MOORE AWARD WINNER**

Senior Glynn Watson Jr. was selected as the 2018-19 recipient of the Jack Moore Award winner, which is annually presented to the team's Most Valuable Player.

The award is named for late Husker guard Jack Moore, a 5-9 playmaker who set 17 school records in a career that ended in 1982. Moore was presented with the 1982 Francis Pomeroy-Naismith Award as the best collegiate player in the nation under six feet tall. A consensus All-Big Eight performer in 1982, Moore was killed in a plane crash in March of 1984.

Watson put together a strong senior season, as the Huskers went 19-17 and won their first postseason game since 2008. The Bellwood, Ill., native started all 36 games and set career bests in scoring (13.6 ppg), rebounding (4.1 rpg), 3-pointers (82) and minutes per game (34.4). He reached double figures 27 times in 2018-29, including five 20-point performances. Watson played some of his best basketball over the final month of the season, averaging 18.9 points, 4.4 rebounds and 3.3 assists per game while shooting 42 percent from 3-point range over Nebraska's final nine games. During the Huskers' Big Ten Tournament and NIT games, he averaged 17.4 points, 4.8 rebounds and 4.2 assists while posting a 3.5-to-1 assist-to-turnover ratio and played every minute for NU in that stretch.

A four-year starter, he set NU's school mark with 134 games played and closed his career on the top-10 of NU career lists in starts (113, second), steals (177, fourth), assists (382, seventh) and 3-pointers (184, fourth) while totaling 1,532 career points to rank 11th all-time at NU. Watson will play for Lavrio Aegean in Greece in 2019-20.

**Jack Moore Award**

Year	Player	Position	Year	Player	Position
1984-85	Dave Hoppen	Center	2001-02	Cary Cochran	Guard
1985-86	Dave Hoppen	Center	2002-03	Andrew Drevo	Forward
	Bernard Day	Forward	2003-04	Nate Johnson	Guard
1986-87	Brian Carr	Guard	2004-05	Joe McCray	Guard
1987-88	Henry T. Buchanan	Guard	2005-06	Jason Dourisseau	Guard
1988-89	Eric Johnson	Guard		Wes Wilkinson	Forward
1989-90	Clifford Scales	Guard	2006-07	Charles Richardson Jr.	Guard
1990-91	Rich King	Center		Marcus Perry	Guard
	Beau Reid	Forward	2007-08	Aleks Maric	Center
	Clifford Scales	Guard	2008-09	Paul Velander	Guard
1991-92	Jamar Johnson	Guard	2009-10	Ryan Anderson	Guard
1992-93	Eric Piatkowski	Forward	2010-11	Lance Jeter	Guard
1993-94	Eric Piatkowski	Forward	2011-12	Brandon Richardson	Guard
1994-95	Jaron Boone	Guard	2012-13	Brandon Ubel	Forward
1995-96	Erick Strickland	Guard	2013-14	Terran Petteway	Guard
1996-97	Tyronn Lue	Guard	2014-15	Terran Petteway	Guard
1997-98	Tyronn Lue	Guard	2015-16	Shavon Shields	Forward
1998-99	Venson Hamilton	Center	2016-17	Tai Webster	Guard
1999-2000	Larry Florence	Forward	2017-18	James Palmer Jr.	Guard
2000-01	Cookie Belcher	Guard	2018-19	Glynn Watson Jr.	Guard

**COSIDA ACADEMIC ALL-AMERICANS (8)**

1972	Chuck Jura, 3rd team	
1978	Curt Hedberg, 5th team	2005
1981	Jack Moore, 2nd team	
1984	John Matzke, 2nd team	
1989	Beau Reid, 3rd team	
1991	Beau Reid, 3rd team	
2015	Shavon Shields, 1st team	2006
2016	Shavon Shields, 1st team	

**POSTGRADUATE SCHOLARS (6) NCAA (5)**

1972	Al Nissen	2007
1986	John Matzke	2008
1987	Bill Jackman	2009
1991	Beau Reid	2011
2006	Bronsen Schliep	

**Big Eight (1)**

1976	Kent Reckeway
------	---------------

**Big 12 (1)**

2006	Bronsen Schliep
------	-----------------

**BIG TEN MEDAL OF HONOR (1)**

2016	Shavon Shields	2013
------	----------------	------

**NEBRASKA MALE STUDENT-ATHLETE OF THE YEAR (1)**

2016	Shavon Shields	2014
------	----------------	------

**ACADEMIC-CONFERENCE (77)**

**Big Eight (25)**

1966	Grant Simmons, Guard	2015
1972	Chuck Jura, Center	2016
1974	Tom Novak, Guard	2017
1975	Larry Cox, Forward/Center	
1976	Larry Cox, Forward/Center	2018
1978	Curt Hedberg, Forward	2019
1979	Curt Hedberg, Forward	
1980	Jack Moore, Guard	
1981	Jack Moore, Guard	
1982	Jack Moore, Guard	
1984	John Matzke, Forward	
1985	John Matzke, Forward	
	Dave Hoppen, Center	
1986	John Matzke, Forward	
	Brian Carr, Guard	
1987	Brian Carr, Guard	
	Bill Jackman, Forward	
1988	Henry T. Buchanan, Guard	
1989	Beau Reid, Forward	
1990	Rich King, Center	
1991	Beau Reid, Forward	
1992	Bruce Chubick, Forward	
1993	Bruce Chubick, Forward	
1994	Bruce Chubick, Forward	
1995	Jason Glock, Guard	

**Big 12 (26)**

1996	Leif Nelson, Center	
	Erick Strickland, Guard	
1997	Andy Markowski, Forward	
1998	Andy Markowski, Forward	
1999	Andy Markowski, Forward	
2002	Cary Cochran, Guard	
	Brian Conklin, Forward	
2003	John Turek, Forward	
2004	Adam Bohac, Guard	
	Brian Conklin, Forward	
	Jason Dourisseau, Guard	

	Jake Muhleisen, Guard	
	John Turek, Forward	
	Tony Wilbrand, Center	
2005	Jason Dourisseau, Guard	
	Jake Muhleisen, Guard	
	Bronsen Schliep, Forward	
	John Turek, Forward	
	Tony Wilbrand, Center	
2006	Jason Dourisseau, Guard	
	Bronsen Schliep, Forward	
	Tony Wilbrand, Center	
2007	Paul Velander, Guard	
2008	Paul Velander, Guard	
2009	Paul Velander, Guard	
	Nick Krenk, Guard	
2011	Brandon Ubel, Forward	
	Ray Gallegos, Guard	

**Big Ten (26)**

2012	Mike Fox, Forward	
	Kye Kurkowski, Forward	
	Trevor Menke, Guard	
	Christopher Niemann, Center	
	Brandon Ubel, Forward	
2013	Kye Kurkowski, Forward	
	Brandon Ubel, Forward	
	Trevor Menke, Guard	
2014	Kye Kurkowski, Forward	
	Trevor Menke, Guard	
	Shavon Shields, Forward	
2015	Nick Fuller, Guard/Forward	
	Kye Kurkowski, Forward	
	Trevor Menke, Guard	
	Shavon Shields, Forward	
2016	Shavon Shields, Forward	
2017	Tanner Borchardt, Forward	
	Nick Fuller, Forward	
	Michael Jacobson, Forward	
2018	Tanner Borchardt, Forward	
	Johnny Trueblood, Guard	
2019	Tanner Borchardt, Forward	
	Justin Costillo, Guard	
	Thorir Thorbjarnarson, Guard	
	Johnny Trueblood, Guard	

NOTE: No team selected from 1967 to 1971.



Shavon Shields was a two-time CoSIDA Academic All-American and was Nebraska's Big Ten Medal of Honor winner in 2016.



**1. DAVE HOPPEN – 2,167 POINTS**

**6-11, 235, C, 1983-86, Omaha, Neb. (Benson)**

Three-time All-Big Eight center Dave Hoppen finished his career as Nebraska's all-time leading scorer with 2,167 points. Hoppen, whose four-year collegiate career was cut short by a knee injury in a game at Colorado, Feb. 1, 1986, broke or tied 19 Nebraska records and five Big Eight marks during his standout career. A native of Omaha, Neb., Hoppen was the first player in Husker basketball history to have his jersey number (42) retired.



Originally drafted by the NBA's Atlanta Hawks in the third round of the 1986 draft, he played with both Charlotte and Philadelphia, and a stint in the CBA. Hoppen was inducted into the Nebraska Basketball Hall of Fame in 1996 and Nebraska Athletics Hall of Fame in 2017.

Season	G-GS	FG-FGA	Pct.	FT-FTA	Pct.	Reb.-Avg.	TP-Avg.
1982-83	32-32	163-311	.524	119-159	.784	161-5.0	445-13.9
1983-84	30-30	220-367	.599	158-208	.760	207-6.9	598-19.9
1984-85	30-30	270-418	.646	164-210	.781	258-8.6	704-23.5
1985-86	19-19	151-245	.616	118-147	.803	147-7.7	420-22.1
<b>Totals</b>	<b>111-111</b>	<b>1,804-1,341</b>	<b>.600</b>	<b>559-724</b>	<b>.772</b>	<b>773-7.0</b>	<b>2,167-19.5</b>

**2. ERIC PIATKOWSKI – 1,934 POINTS**

**6-7, 215, F, 1991-94, Rapid City, S.D. (Stevens)**

One of only two players in school history to play on four consecutive NCAA Tournament teams, Eric Piatkowski finished his career as the second-leading scorer in school history with 1,934 points. The Most Valuable Player in the 1994 Phillips 66 Big Eight Tournament, Piatkowski had a school and tournament-record 42-point outburst in Nebraska's first-round victory over Oklahoma. A two-time, first-team All-Big Eight pick, Piatkowski averaged 21.5 points in his final season as a Husker, and became the first player in school history to score 1,900 points (1,934), grab 600 rebounds (669) and dish out 300 assists (322). A first-round draft pick of the NBA's Indiana Pacers, Piatkowski's draft rights were then traded to the Los Angeles Clippers, who he played with for eight seasons. He also played with the Houston Rockets, Chicago Bulls and Phoenix Suns. Piatkowski's No. 52 jersey was retired by the Huskers in 2006, the same year he was inducted into the Nebraska Basketball Hall of Fame.




Season	G-GS	FG-FGA	Pct.	3Pt FG	Pct.	FT-FTA	Pct.	Reb.-Avg.	Pts.-Avg.
1990-91	34-1	128-275	.465	44-127	.346	72-86	.837	125-3.7	372-10.9
1991-92	29-28	144-338	.426	47-136	.346	79-109	.725	184-6.3	414-14.3
1992-93	30-30	178-367	.485	48-129	.372	98-129	.760	171-5.7	502-16.7
1993-94	30-30	226-456	.496	63-172	.366	131-165	.794	189-6.3	646-21.5
<b>Totals</b>	<b>123-89</b>	<b>676-1,436</b>	<b>.471</b>	<b>202-564</b>	<b>.358</b>	<b>380-489</b>	<b>.777</b>	<b>669-5.4</b>	<b>1,934-15.7</b>

**3. JERRY FORT – 1,882 POINTS**

**6-3, 170, G, 1973-76, Chicago, Ill. (Franciscan)**

The first Husker basketball player to earn All-Big Eight honors for three straight seasons, Jerry Fort finished his career with 1,882 points – a record that stood for nine seasons, until Dave Hoppen broke it on Dec. 15, 1985. Fort was a third-round draft pick of the Boston Celtics following his senior season. He scored a then-school-record 40 points against Missouri as a junior. Fort was inducted into the Nebraska Basketball Hall of Fame in 1991.



Season	G-GS	FG-FGA	Pct.	FT-FTA	Pct.	Reb.-Avg.	TP-Avg.
1972-73	26-18	151-349	.433	74-104	.712	106-4.0	376-14.5
1973-74	26-26	207-484	.428	54-88	.614	110-4.2	468-18.0
1974-75	26-26	218-508	.429	89-138	.645	91-3.5	525-20.2
1975-76	27-27	201-452	.445	111-156	.712	87-3.2	513-19.0
<b>Totals</b>	<b>105-97</b>	<b>777-1,793</b>	<b>.433</b>	<b>328-486</b>	<b>.675</b>	<b>394-3.8</b>	<b>1,882-17.9</b>

**4. ANDRE SMITH – 1,717 POINTS**

**6-7, 215, C/F, 1978-81, Chicago, Ill. (Kennedy)**

Andre Smith closed his brilliant four-year career in 1980-81 when he led the Big Eight Conference in scoring with a 19.5 average in league-only games. Smith was named the conference's player of the year for his efforts – the only Husker to earn that honor in the Big Eight era. Smith was also a two-time all-conference selection. He scored 1,717 points and grabbed 753 rebounds during his Husker career and was chosen in the seventh round of the 1981 NBA Draft by the Cleveland Cavaliers. He was inducted into the Nebraska Basketball Hall of Fame in 1994.




Season	G-GS	FG-FGA	Pct.	FT-FTA	Pct.	Reb.-Avg.	TP-Avg.
1977-78	30-2	105-190	.533	68-111	.613	144-4.8	278-9.3
1978-79	27-27	146-256	.570	72-110	.655	186-6.9	364-13.5
1979-80	31-31	237-388	.610	126-189	.670	251-8.1	600-19.4
1980-81	26-26	185-314	.589	105-152	.691	172-6.6	475-18.3
<b>Totals</b>	<b>114-86</b>	<b>673-1,148</b>	<b>.586</b>	<b>371-562</b>	<b>.660</b>	<b>753-6.6</b>	<b>1,717-15.1</b>

**T5. ALEKS MARIC – 1,630 POINTS**

**6-11, 275, C, 2005-08, Sydney, Australia**

**(Life Center (N.J.)/Australian Institute for Sport)**

Aleks Maric was one of the most dominant big men in the first 12 years of the Big 12 era. The Aussie was a first-team All-Big 12 selection by the Associated Press as a senior and a two-time second-team pick by the coaches. During his senior year, he became only the third player in league history to record at least 1,500 points and 1,000 rebounds in a career. Maric tied the school single-season record with 335 boards as a senior in 2007-08. Maric led NU and ranked in the top seven in the league in scoring, rebounding, field-goal percentage and blocked shots as a senior. He finished his career tying or breaking 19 Nebraska and Big 12 Conference records. After declaring for the NBA Draft following his sophomore season, Maric withdrew and returned to Nebraska where he became just the ninth player in program history to reach 1,000 points before the start of his senior campaign. He has played overseas following his career and was an All-Euroleague first-team selection in 2010. In 2011, he helped Panathinaikos win a Euroleague title and represented Australia in the 2012 Olympics. Maric played in the Bahraini Premier League in 2018-19.



Season	G-GS	FG-FGA	Pct.	3Pt FG	Pct.	FT-FTA	Pct.	Reb.-Avg.	Pts.-Avg.
2004-05	27-10	79-165	.479	0-2	.000	58-81	.716	169-6.3	216-8.0
2005-06	31-26	116-246	.472	0-0	.000	107-175	.611	251-8.1	339-10.9
2006-07	30-30	203-359	.565	3-10	.300	147-216	.681	260-8.7	556-18.5
2007-08	33-33	191-332	.575	1-6	.167	136-207	.657	335-10.2	519-15.7
<b>Totals</b>	<b>121-99</b>	<b>589-1,102</b>	<b>.534</b>	<b>4-18</b>	<b>.222</b>	<b>448-679</b>	<b>.660</b>	<b>1,015-8.4</b>	<b>1,630-13.5</b>

**T5. SHAVON SHIELDS – 1,630 POINTS**

**6-7, 225, G/F, 2013-2016, Olathe, Kan. (Northwest)**

One of the most accomplished student-athletes in program history, Shavon Shields left his mark in the Husker program. One of five players in school history with 1,500 points and 600 rebounds, Shields finished his career in the top 10 in six categories, including points, field goals and free throws made. As a senior, he earned second-team All-Big Ten honors, averaging 16.8 points, 5.1 rebounds and 2.7 assists per game. A two-time All-Big Ten performer, Shields is third in school history with 112 starts. In the classroom, Shields was a two-time first-team Academic All-American (2015-16) and was chosen as Nebraska's Male Student-Athlete of the Year in 2016. He will play his second season with Baskonia in Spain after previously playing in Germany and Italy.




Season	G-GS	FG-FGA	Pct.	3FG-Att.	Pct.	FT-FTA	Pct.	Reb.-Avg.	Pts.-Avg.
2012-13	28-19	89-189	.471	14-39	.359	48-71	.676	144-5.1	240-8.6
2013-14	32-32	131-296	.443	18-57	.316	129-179	.721	184-5.8	409-12.8
2014-15	31-31	161-366	.440	17-87	.195	139-168	.827	186-6.0	478-15.4
2015-16	30-30	181-385	.470	28-77	.364	113-147	.769	153-5.5	503-16.8
<b>TOTAL</b>	<b>121-112</b>	<b>562-1236</b>	<b>.455</b>	<b>77-260</b>	<b>.296</b>	<b>429-565</b>	<b>.759</b>	<b>667-5.5</b>	<b>1630-13.5</b>

**7. JARON BOONE – 1,609 POINTS**

**6-6, 195, G, 1993-96, Salt Lake City, Utah (Skyline)**


Jaron Boone played in 127 games and started 102 to rank third and fourth, respectively, in school history. Boone became the 17th player in school history to reach 1,000 points, but just the fifth to do so before completing his junior season. Boone earned second-team All-Big Eight honors as a junior and helped Nebraska to the NIT championship his senior year. Boone's 559 points in his junior season is the seventh-highest single-season output in school history. Boone scored at least 20 points 18 times in his career and ranks among the school leaders in 3-point shots made (fifth, 181) and attempted (sixth, 501), assists (third, 446) and minutes (fourth, 3,624).



Season	G-GS	FG-FGA	Pct.	3Pt FG	Pct.	FT-FTA	Pct.	Reb.-Avg.	Pts.-Avg.
1992-93	31-8	76-185	.411	17-57	.298	46-56	.821	72-2.3	215-6.9
1993-94	30-28	138-290	.476	35-95	.368	55-78	.705	78-2.6	366-12.2
1994-95	32-32	199-455	.437	70-182	.385	91-134	.679	106-3.3	559-17.5
1995-96	34-34	162-397	.408	59-167	.353	86-123	.699	92-2.7	469-13.8
<b>Totals</b>	<b>127-102</b>	<b>575-1,327</b>	<b>.433</b>	<b>184-501</b>	<b>.367</b>	<b>274-387</b>	<b>.708</b>	<b>348-2.7</b>	<b>1,609-12.7</b>

## 8. ERICK STRICKLAND – 1,586 POINTS 6-3, 210, G, 1993-96, Bellevue, Neb. (West)

One of three 1,000-point scorers on the 1995-96 team, Erick Strickland finished his career with 1,586 points. Strickland was a second-team all-conference selection as a senior when he led the team in scoring (14.7) and was named the MVP of the NIT. Strickland played in 127 career games, tied for fourth in school history, and started 84. A three-time member of the Big Eight All-Defensive Team, he is second in steals at NU with 257. Strickland ranks sixth in 3-point field goals made (179), fifth in 3-point field goal attempts (512) and fifth in assists (414). He spent nine years in the NBA, including four with the Dallas Mavericks and two with the Milwaukee Bucks. He was inducted into the Nebraska Basketball Hall of Fame in 2009.



Season	G-GS	FG-FGA	Pct.	3FG-Att.	Pct.	FT-FTA	Pct.	Reb.-Avg.	Pts.-Avg.
1992-93	31-6	84-185	.454	32-88	.364	43-59	.729	63-2.0	243-7.8
1993-94	30-13	102-241	.423	41-117	.350	77-95	.811	103-3.4	322-10.7
1994-95	31-31	175-394	.444	54-160	.338	101-139	.727	167-5.4	505-16.3
1995-96	35-34	174-399	.436	52-148	.351	116-141	.823	170-4.9	516-14.7
<b>Totals</b>	<b>127-84</b>	<b>535-1,219</b>	<b>.439</b>	<b>179-512</b>	<b>.350</b>	<b>337-434</b>	<b>.776</b>	<b>503-4.0</b>	<b>1,586-12.5</b>

## 9. TYRONN LUE – 1,577 POINTS

6-0, 175, G, 1996-98, Mexico, Mo. (Raytown)

Tyronn Lue became one of the few Huskers to eclipse the 1,000-point mark by early in his junior season. He finished his career with 1,577 points before turning pro a year early. Lue was a first-round NBA draft pick of the Denver Nuggets before being traded on draft night to the Los Angeles Lakers where he won a pair of NBA titles. He also played for the Washington Wizards, Orlando Magic, Houston Rockets, Atlanta Hawks, Dallas Mavericks and Milwaukee Bucks. Lue ranks in the top 10 in 13 Husker career categories, including assists (fourth, 432), 3-pointers (10th, 145) and steals (eighth, 154). Lue started 96 of 99 games in his Husker career and led NU to three straight postseason appearances, including an NCAA berth in 1998. A 2013 inductee into the Nebraska Basketball Hall of Fame, Lue was named head coach of the Cleveland Cavaliers on Jan. 22, 2016. In his first season, he guided the Cavs to the first NBA title in franchise history, as Cleveland overcame a 3-1 deficit against Golden State in the NBA Finals. Lue, who coached the Cavs to three NBA Finals appearances in his tenure, is one of only 14 individuals in NBA history to win a title as both a player and head coach. He became the fourth Husker to have his jersey retired when he was honored on Feb. 2, 2017.




Season	G-GS	FG-FGA	Pct.	3FG-Att.	Pct.	FT-FTA	Pct.	Reb.-Avg.	Pts.-Avg.
1995-96	35-34	105-232	.453	20-61	.328	66-96	.688	106-3.0	296-8.5
1996-97	32-30	215-476	.452	47-137	.343	126-155	.813	93-2.9	603-18.8
1997-98	32-32	240-547	.439	78-209	.373	120-145	.828	137-4.3	678-21.2
<b>Totals</b>	<b>99-96</b>	<b>560-1,255</b>	<b>.446</b>	<b>145-407</b>	<b>.356</b>	<b>312-396</b>	<b>.788</b>	<b>336-3.4</b>	<b>1,577-15.9</b>

## 10. COOKIE BELCHER – 1,552 POINTS

6-4, 205, G, 1997-2001, Mexico, Mo. (Mexico)

During the 1999 season, Cookie Belcher became the 21st player in school history to join the Huskers' 1,000-point club. With another stellar campaign in 2001, he moved into the Huskers' all-time top 10, finishing his career with 1,552 points. He was just the eighth player in NU history to reach 1,000 points before the start of his senior season. Belcher made a strong mark on the Husker record books in other areas. He owns the Nebraska game, season and career records for steals and is fifth in NCAA history with 353 steals. He also ranks in the top 10 on NU's career 3-point (ninth, 146) and assist lists (second, 477) and owns the school records for most career starts (129) in school history. He enjoyed a successful professional career in Italy, Israel and Greece for a decade before going into coaching at the IMG Academy.




Season	G-GS	FG-FGA	Pct.	3FG-Att.	Pct.	FT-FTA	Pct.	Reb.-Avg.	Pts.-Avg.
1996-97	33-33	117-256	.457	30-76	.395	41-83	.494	126-3.8	305-9.2
1997-98	32-32	135-305	.443	29-102	.284	55-87	.632	126-3.9	354-11.1
1998-99	32-32	137-320	.428	39-128	.305	64-102	.627	107-3.3	377-11.8
1999-00	4-2	10-16	.625	0-1	.000	4-7	.571	15-3.8	24-6.0
2000-01	30-30	177-394	.449	48-143	.336	90-121	.744	152-5.1	492-16.4
<b>Totals</b>	<b>131-129</b>	<b>576-1,291</b>	<b>.446</b>	<b>146-450</b>	<b>.324</b>	<b>255-400</b>	<b>.638</b>	<b>526-4.0</b>	<b>1,552-11.9</b>

## 11. GLYNN WATSON JR. – 1,532 POINTS

G, 2016-2019, Bellwood, Ill. (Westchester St. Joseph)

A four-year starter in the Husker backcourt, Watson went over 1,000 career points late in the 2018-19 season and guided Nebraska to consecutive postseason appearances in 2018 and 2019. The Bellwood, Ill., native was Nebraska's all-time leader in games played with 134 and finished in the top-10 in starts (113, second), 3-pointers (184, fourth), steals (177, fourth) and assists (382, seventh). He enjoyed a stellar senior season, setting career highs in scoring, rebounding and 3-point percentage as the Huskers won 19 games and advanced to the second round of the NIT. As a junior, Watson helped Nebraska to a 22-11 record and a school-record 13 Big Ten wins, as the Huskers finished tied for fourth in the conference standings. During his sophomore campaign, Watson averaged 13.0 points per game, including a career-high 34 point performance in a win over Iowa. He will play professionally in Greece in 2019-20.




Season	G-GS	FG-FGA	Pct.	3FG-Att.	Pct.	FT-FTA	Pct.	Reb.-Avg.	Pts.-Avg.
2015-16	34-16	115-296	.389	20-75	.267	42-53	.792	63-1.9	292-8.6
2016-17	31-29	144-345	.417	48-121	.397	68-84	.810	93-3.0	404-13.0
2017-18	33-32	120-346	.347	34-117	.291	71-91	.780	110-3.3	345-10.5
2018-19	36-36	178-430	.414	82-214	.383	53-67	.791	148-4.1	491-13.6
<b>TOTAL</b>	<b>134-113</b>	<b>557-1417</b>	<b>.393</b>	<b>184-527</b>	<b>.349</b>	<b>234-295</b>	<b>.793</b>	<b>414-3.1</b>	<b>1,532-11.4</b>

## 12. RICH KING – 1,475 POINTS

7-2, 260, C, 1988-91, Omaha, Neb. (Burke)

The tallest player in Nebraska history at 7-2, Rich King finished his career with 1,475 points and then-school records for blocked shots (183) and games played (124). King had a big hand in the Huskers' record-breaking 26-8 campaign in 1990-91, as he led the team in scoring (15.5 ppg) and rebounding (8.1 rpg) en route to honorable-mention All-America honors from both AP and UPI. A first-round draft pick of the Seattle SuperSonics in the 1991 NBA Draft, King tied Jerry Fort's then-school single-game scoring record with a 40-point outburst against Northern Illinois, Feb. 18, 1991. He was inducted into the Nebraska Basketball Hall of Fame in 2001.




Season	G-GS	FG-FGA	Pct.	3FG-Att.	Pct.	FT-FTA	Pct.	Reb.-Avg.	Pts.-Avg.
1987-88	29-5	56-108	.519	0-0	---	24-34	.706	84-2.9	136-4.7
1988-89	33-22	136-235	.579	0-0	---	91-139	.655	195-5.9	363-11.0
1989-90	28-21	170-305	.557	0-0	---	110-158	.696	208-7.4	450-16.1
1990-91	34-27	202-352	.574	2-5	.400	120-179	.670	274-8.1	526-15.5
<b>Totals</b>	<b>124-75</b>	<b>564-1,000</b>	<b>.564</b>	<b>2-5</b>	<b>.400</b>	<b>345-510</b>	<b>.676</b>	<b>761-6.1</b>	<b>1,475-11.9</b>

## 13. VENSON HAMILTON – 1,416 POINTS

6-10, 240, C, 1996-99, Forest City, N.C. (Oak Hill Academy)

One of two Huskers to reach the 1,000-point plateau in 1998-99, Venson Hamilton was a four-year standout for Coach Danny Nee. Hamilton finished his career with 1,416 points and ranks 12th on NU's all-time scoring list. His senior season was one of the finest campaigns in school history. For his efforts, Hamilton earned Big 12 Player-of-the-Year honors, the first Husker since 1981 to capture the league honor. Hamilton still owns NU records for rebounds (1,080) and blocked shots (241) and is fourth in games played (129). Hamilton was just the fourth player all-time among Big 12 schools to score 1,000 points, grab 1,000 rebounds and block 200 shots in his collegiate career. He was a second-round draft pick of the Houston Rockets in 1999, and enjoyed a successful professional career in Europe and Morocco.



Season	G-GS	FG-FGA	Pct.	3FG-Att.	Pct.	FT-FTA	Pct.	Reb.-Avg.	Pts.-Avg.
1995-96	32-1	71-130	.546	0-1	.000	54-100	.540	161-5.0	196-6.1
1996-97	32-25	124-215	.577	0-0	---	96-148	.649	269-8.4	344-10.8
1997-98	32-30	139-269	.517	0-0	---	80-144	.556	315-9.8	358-11.2
1998-99	33-32	194-388	.500	0-1	.000	130-198	.657	335-10.2	518-15.7
<b>Totals</b>	<b>129-88</b>	<b>528-1,002</b>	<b>.527</b>	<b>0-2</b>	<b>.000</b>	<b>360-590</b>	<b>.610</b>	<b>1,080-8.4</b>	<b>1,416-11.0</b>

## 14. CARL MCPPIPE – 1,300 POINTS

6-8, 225, C, 1976-79, Hammond, Ind. (Technical)

One-half of the "Hammond Hustlers" (Brian Banks was the other), 'Pipe' and 'BB' provided Nebraska with a great four-year, one-two punch. McPipe, a three-year starter, finished his career with 1,300 points. As a junior, McPipe earned USBWA District V honors and was one of 12 starters designated as an All-American by the Citizens Savings Athletic Foundation. In his final year in a Husker uniform, McPipe was a repeat pick on the USBWA team



and a fifth-round draft selection of the Philadelphia 76ers.

Season	G-GS	FG-FGA	Pct.	FT-FTA	.Pct	Reb.-Avg.	TP-Avg.
1975-76	20-1	25-67	.373	16-22	.727	58-2.9	66-3.3
1976-77	29-29	183-376	.487	74-108	.685	241-8.3	440-15.2
1977-78	29-29	190-357	.532	65-97	.670	228-7.9	445-15.3
1978-79	26-26	148-326	.454	53-90	.589	196-7.5	349-13.4
<b>Totals</b>	<b>104-85</b>	<b>546-1,126</b>	<b>.485</b>	<b>208-317</b>	<b>.656</b>	<b>723-7.0</b>	<b>1,300-12.5</b>

**15. TOM BAAK - 1,299 POINTS**

**6-5, 192, F, 1966-68, Fort Wayne, Ind. (Concordia)**

Tom Baack, a 1995 Nebraska Hall of Fame inductee, finished his career with 1,299 points, a figure that stood as the school record until guard Jerry Fort came along 10 years later. Baack played on three straight winning NU teams from 1965 through 1968, and helped the Huskers to an NIT appearance in 1966-67—NU's first-ever bid to the nation's oldest postseason tournament. Known for his satin-smooth jump shot, Baack had a 17.3 points-per-game average for his career, which still ranks fifth in school history. Baack served as an assistant at Nebraska for eight seasons after his playing days. He was selected in the 10th round of the 1968 NBA Draft by the Detroit Pistons.



Season	G-GS	FG-FGA	Pct.	FT-FTA	.Pct	Reb.-Avg.	TP-Avg.
1965-66	25	147-325	.542	92-108	.852	106-4.2	386-15.4
1966-67	25	188-401	.469	73-90	.811	152-6.1	449-18.0
1967-68	25	191-412	.466	82-99	.828	134-5.4	464-18.6
<b>Totals</b>	<b>75</b>	<b>526-1,138</b>	<b>.462</b>	<b>247-297</b>	<b>.832</b>	<b>392-5.2</b>	<b>1,299-17.3</b>

**16. JAMES PALMER JR. - 1,276 POINTS**

**6-6, 207, G, 2018-19, Upper Marlboro, Md.**

**(St. John's Collegiate/Miami)**

One of the most prolific scorers in school history, James Palmer Jr. guided the Huskers to 41 wins and back-to-back NIT appearances his NU career. Palmer averaged 18.5 points per game in his two seasons at NU, while his 1,276 points at NU were the most by a two-year player. As a senior, he averaged 19.7 points, 4.2 rebounds, 3.0 assists and 1.4 steals per game to earn all-district and All-Big Ten honors. He was third in the Big Ten in scoring and fourth in steals and set school single-season marks for points (708), free throws attempted (282), free throws made (215) and minutes (1,269). He had 18 20-point games as a senior, including a 34-point effort against Rutgers in the Big Ten Tournament. Palmer burst on the scene as a junior, averaging 17.2 points, 4.4 rebounds and 3.0 assists per game, ranking in the top five in scoring and among the team leaders in both rebounds and assists to garner first-team all-Big Ten honors. He signed a deal with the Los Angeles Clippers.



Season	G-GS	FG-FGA	Pct.	3FG-Att.	Pct.	FT-FTA	.Pct.	Reb.-Avg.	Pts.-Avg.
2017-18	33-33	181-408	.444	43-139	.309	163-221	.738	144-4.4	568-17.2
2018-19	36-36	213-578	.369	67-214	.313	215-282	.762	150-4.2	708-19.7
<b>TOTAL</b>	<b>69-69</b>	<b>394-986</b>	<b>.400</b>	<b>110-353</b>	<b>.312</b>	<b>378-503</b>	<b>.751</b>	<b>294-4.3</b>	<b>1276-18.5</b>

**17. STUART LANTZ - 1,269 POINTS**

**6-3, 175, G, 1966-68, Uniontown, Pa.**

Stuart Lantz teamed with Tom Baack to give Nebraska a potent one-two offensive punch. Lantz finished his career with 1,269 points and 571 rebounds. A two-time All-Big Eight pick, Lantz went on to play eight years in the NBA with four teams (San Diego/Houston Rockets, Detroit Pistons, New Orleans Jazz, Los Angeles Lakers). A charter member of the Nebraska Basketball Hall of Fame, Lantz had his jersey (No. 22) retired on Oct. 17, 1989. He has been the Lakers' television color commentator since 1987.



Season	G-GS	FG-FGA	Pct.	FT-FTA	Pct	Reb.-Avg.	TP-Avg.
1965-66	25	125-290	.431	56-85	.659	199-8.0	306-12.2
1966-67	25	190-368	.516	101-129	.783	193-7.7	481-19.2
1967-68	25	173-349	.495	136-181	.757	179-7.2	482-19.2
<b>Totals</b>	<b>75</b>	<b>488-1,007</b>	<b>.485</b>	<b>293-395</b>	<b>.742</b>	<b>571-7.6</b>	<b>1,269-16.9</b>

**18. CHUCK JURA - 1,255 POINTS**

**6-10, 220, C, 1970-72, Schuyler, Neb.**

One of the top all-around centers in Nebraska history, Chuck Jura's 1,255 points rank 18th on the school's all-time list. Jura earned All-Big Eight honors as a senior and was an academic All-Big Eight choice. One of only six players in NU history to average more than 20 points in a season (21.2), Jura ranks seventh on the rebounding chart (740) and his 11.7 rebounds per game (305 total) in his final season is still an NU single-season record. Like Lantz, Jura was a charter member of the Nebraska Basketball Hall of Fame. A third-round NBA draft pick by the Chicago Bulls, Jura played professional basketball in Europe for several seasons.



Season	G-GS	FG-FGA	Pct.	FT-FTA	.Pct	Reb.-Avg.	TP-Avg.
1969-70	25	99-205	.483	51-86	.593	192-7.7	249-9.9
1970-71	26	181-306	.592	93-160	.594	243-9.3	455-17.5
1971-72	26	220-399	.551	111-181	.613	305-11.7	551-21.2
<b>Totals</b>	<b>77</b>	<b>500-910</b>	<b>.549</b>	<b>255-427</b>	<b>.597</b>	<b>740-9.6</b>	<b>1,255-16.3</b>


**19. LARRY FLORENCE - 1,223 POINTS**

**6-5, 220, F, 1997-2000, Phenix City, Ala.**

Forward Larry Florence surpassed the 1,000-point milestone midway through the 1999-2000 season. Florence ranks fifth at Nebraska in career starts (105) and is tied for 13th in games played (123). A four-year starter, Florence was Nebraska's captain as a senior and led the Huskers in scoring at 13.0 points per game. In his senior season, Florence earned honorable-mention All-Big 12 honors from the league's coaches. Florence also earned the reputation as a strong defender and a hard worker in the weight room. He was named the Husker Power Male Athlete of the Year for all sports in 1999 and was a three-time men's basketball lifter of the year.



Season	G-GS	FG-FGA	Pct.	3FG-Att.	Pct.	FT-FTA	.Pct.	Reb.-Avg.	Pts.-Avg.
1996-97	30-29	92-240	.383	1-7	.143	41-58	.707	113-3.8	226-7.5
1997-98	30-19	115-259	.444	1-5	.200	37-63	.587	110-3.7	268-8.9
1998-99	33-27	133-262	.508	1-4	.250	73-99	.737	135-4.1	340-10.3
1999-00	30-30	156-389	.401	8-32	.250	69-105	.657	161-5.4	389-13.0
<b>Totals</b>	<b>123-105</b>	<b>496-1,150</b>	<b>.431</b>	<b>11-48</b>	<b>.229</b>	<b>220-325</b>	<b>.677</b>	<b>519-4.2</b>	<b>1,223-9.9</b>



Larry Florence was a four-year starter who helped Nebraska to three postseason appearances during his Husker career. Florence's 105 starts at Nebraska ranks fourth in school history.

# N 2019-20 NEBRASKA BASKETBALL HUSKER 1,000-POINT SCORERS

## 20. JACK MOORE – 1,204 POINTS

5-9, 165, G, 1979-82, Muncie, Ind. (Central)

Jack Moore will long be remembered by Husker faithful for his gummy play on the basketball court. He was honored with the 1982 Francis Pomeroy-Naismith Award, which was presented annually to the nation's top player under 6-feet tall until 2014. During his four-year career, Moore scored 1,204 points, and shot .901 from the free-throw line – among the all-time best career marks in NCAA Division I history. Moore's .901 free-throw percentage broke the Big Eight record for career marksmanship, which had been held by his coach, Moe Iba. A consensus All-Big Eight selection as a senior, Moore was the first Husker eager to earn first-team academic All-Big Eight honors for three straight seasons, and his 382 career assists ties for seventh on NU's all-time chart. Nebraska's MVP Award is named in honor of Moore, who was killed in a March 1984 plane crash. Moore was inducted into the Nebraska Basketball Hall of Fame in 1993.



Season	G-GS	FG-FGA	Pct.	FT-FTA	.Pct	Reb.-Avg.	TP-Avg.
1978-79	20-0	21-61	.344	21-25	.840	19-1.0	63-3.2
1979-80	31-30	137-291	.471	184-211	.872	53-1.7	458-14.8
1980-81	27-27	111-221	.502	118-128	.922	54-2.0	340-12.6
1981-82	27-27	110-257	.428	123-131	.939	58-2.1	343-12.7
<b>Totals</b>	<b>105-84</b>	<b>379-830</b>	<b>.457</b>	<b>446-495</b>	<b>.901</b>	<b>184-1.8</b>	<b>1,204-11.5</b>

## 21. BRIAN CARR – 1,182 POINTS

6-0, 165, G, 1984-87, Muncie, Ind. (Burriss)

Brian Carr is the only player in Nebraska history to score 1,000 points and collect more than 600 assists in a career. Carr, who finished his four-year career with 14 Nebraska school records, scored 1,182 points and collected 682 assists. The 682 assists ranked as the third-best total in Big Eight history, behind only former Kansas stars Cedric Hunter and Jacque Vaughn. Carr also ranks second in career minutes played at NU. A second-team All-Big Eight selection as a senior (UPI), Carr was a two-time, first-team academic All-Big Eight performer. Carr was inducted into the Nebraska Basketball Hall of Fame in 2001.



Season	G-GS	FG-FGA	Pct.	3FG-Att.	Pct.	FT-FTA	.Pct.	Reb.-Avg.	Pts.-Avg.
1983-84	30-0	59-114	.518	---	.000	19-32	.594	22-0.7	137-4.6
1984-85	30-30	118-210	.562	---	.000	48-58	.828	58-1.9	284-9.5
1985-86	30-30	139-293	.464	---	.000	79-93	.849	51-1.7	357-11.9
1986-87	33-33	131-325	.403	58-157	.369	84-104	.808	47-1.4	404-12.2
<b>Totals</b>	<b>123-93</b>	<b>447-942</b>	<b>.475</b>	<b>58-157</b>	<b>.369</b>	<b>230-287</b>	<b>.801</b>	<b>178-1.4</b>	<b>1,182-9.6</b>

## 22. BRIAN BANKS – 1,150 POINTS

6-0, 160, G, 1976-79, Hammond, Ind.

The other half of the "Hammond Hustlers," along with Carl McPipe, Brian Banks was a three-year starter at guard for the Huskers from 1976-77 through 1978-79. His best season was as a junior in 1977-78, when he averaged 14 points and helped NU to a 22-8 record and an NIT bid. For his efforts, Banks earned first-team All-Big Eight honors. He was inducted into the Nebraska Basketball Hall of Fame in 1999.



Season	G-GS	FG-FGA	Pct.	FT-FTA	.Pct	Reb.-Avg.	TP-Avg.
1975-76	27-1	42-93	.452	38-49	.776	33-1.2	122-4.5
1976-77	29-29	160-330	.485	66-100	.660	73-2.5	386-13.3
1977-78	30-30	173-351	.493	73-103	.709	84-2.8	419-14.0
1978-79	24-23	96-212	.453	31-46	.674	66-2.8	223-9.3
<b>Totals</b>	<b>110-83</b>	<b>471-986</b>	<b>.478</b>	<b>208-298</b>	<b>.698</b>	<b>256-2.3</b>	<b>1,150-10.5</b>

## 23. TERRAN PETTEWAY – 1,143 POINTS

6-6, 215, G, 2014-15, Galveston, Texas (Ball/Texas Tech)

Terran Petteway finished his two-year career as one of the most prolific scorers in school history. Petteway's career scoring average of 18.1 points per game ranks third in school history, while he was one of only three Huskers to reach the 1,000-point plateau in his first two seasons at Nebraska. As a sophomore, Petteway led the Big Ten in scoring at 18.1 points per game to earn first-team All-Big Ten honors. In his final season, he averaged 18.2 points per game and was among the Big Ten leaders in scoring, assists, and 3-pointers per game. Petteway played in the NBA D-League in 2015-16 and has also played professionally in Italy and France.




Season	G-GS	FG-FGA	Pct.	3FG-Att.	Pct.	FT-FTA	.Pct.	Reb.-Avg.	Pts.-Avg.
2013-14	32-32	182-427	.426	48-147	.327	167-204	.819	155-4.8	579-18.1
2014-15	31-31	184-465	.396	68-217	.313	128-180	.711	153-4.9	564-18.2
<b>TOTAL</b>	<b>63-63</b>	<b>366-892</b>	<b>.410</b>	<b>116-364</b>	<b>.319</b>	<b>295-384</b>	<b>.768</b>	<b>308-4.9</b>	<b>1,143-18.1</b>

## 24. MARVIN STEWART – 1,138 POINTS

6-3, 180, G, 1969-71, Chicago, Ill. (Dunbar)

Marvin Stewart finished his three-year career with 1,138 points, and is remembered by Husker fans as one of the finest fast-breaking guards in NU history. In his senior season, Stewart averaged 21.4 points, the fourth-best season average in school history, and earned first-team All-Big Eight honors. Stewart owns the distinction of being one of only three members of NU's 1,000-point club member to top the mark in fewer than 70 games, as he appeared in just 66 contests. Stewart was a second-round draft selection of the NBA's Chicago Bulls in 1971. He was inducted into the Nebraska Basketball Hall of Fame in 1994.




Season	G-GS	FG-FGA	Pct.	FT-FTA	.Pct	Reb.-Avg.	TP-Avg.
1968-69	26	137-321	.426	107-150	.713	66-2.5	381-14.6
1969-70	14	83-174	.477	35-56	.625	28-2.0	201-14.4
1970-71	26	215-426	.505	126-153	.824	54-2.1	556-21.4
<b>Totals</b>	<b>66</b>	<b>435-921</b>	<b>.472</b>	<b>268-359</b>	<b>.747</b>	<b>148-2.2</b>	<b>1,138-17.2</b>

## T-25. CLIFFORD SCALES – 1,136 POINTS

6-2, 170, G, 1988-91, Maywood, Ill. (Westchester St. Joseph)

A steady player throughout his four-year Nebraska career, Clifford Scales tallied 1,136 points from 1988 through 1991. An honorable-mention All-Big Eight pick as a senior and a member of UPI's All-Big Eight Defensive team, Scales' 177 career steals ranked as the most ever by a Cornhusker guard when he completed his career. One of five double-figure scorers on the 1990-91 Nebraska team at 10.2 points per game, Scales hit a then-school-record 45.6 percent from 3-point range as a senior. He co-captained the Huskers' record-setting 26-8 squad during the 1990-91 season. He was inducted into the Nebraska Basketball Hall of Fame in 2002.



Season	G-GS	FG-FGA	Pct.	3FG-Att.	Pct.	FT-FTA	.Pct.	Reb.-Avg.	Pts.-Avg.
1987-88	31-5	71-139	.511	3-10	.300	25-35	.714	41-1.3	170-5.5
1988-89	32-27	122-253	.482	6-19	.316	52-77	.675	91-2.8	302-9.4
1989-90	26-26	112-219	.511	10-24	.417	84-100	.840	93-3.6	318-12.2
1990-91	34-34	136-291	.467	26-57	.456	48-60	.800	110-3.2	346-10.2
<b>Totals</b>	<b>123-96</b>	<b>441-901</b>	<b>.489</b>	<b>45-110</b>	<b>.409</b>	<b>209-272</b>	<b>.768</b>	<b>335-2.7</b>	<b>1,136-9.2</b>



Carl Hayes is one of three Westchester St. Joseph graduates with 1,000 career points at Nebraska, joining Clifford Scales and Glynn Watson Jr.

**T-25. CARL HAYES – 1,136 POINTS**  
 6-9, 200, F, 1990-92, Chicago, Ill. (Westchester St. Joseph)

An exciting player in the open court, Carl Hayes finished his three-year Nebraska career with 1,136 points, which is tied for 23rd on NU's all-time chart along with former high school and college teammate Clifford Scales. A two-time honorable-mention All-Big Eight performer, Hayes was a starter on NU teams that earned back-to-back NCAA Tournament bids, including the Husker squad that won a school-record 26 games in 1991.



Season	G-GS	FG-FGA	Pct.	3FG-Att.	Pct.	FT-FTA	.Pct.	Reb.-Avg.	Pts.-Avg.
1989-90	28-19	121-261	.464	5-16	.313	92-132	.697	138-4.9	339-12.1
1990-91	34-28	192-390	.492	1-12	.600	75-125	.600	179-5.3	460-13.5
1991-92	28-16	126-294	.429	31-84	.369	54-103	.524	155-5.5	337-12.0
<b>Totals</b>	<b>90-63</b>	<b>439-945</b>	<b>.465</b>	<b>37-112</b>	<b>.330</b>	<b>221-360</b>	<b>.614</b>	<b>472-5.2</b>	<b>1,136-12.6</b>

**27. RYAN ANDERSON – 1,125 POINTS**  
 6-4, 195, G, 2006-2010, Seattle, Wash. (Rainier Beach)

One of the most versatile players in Nebraska history, the 6-4 Anderson played out of position all four years, working in the '4' spot where he made a name for himself. Anderson created mismatches on the offensive end, where his ability from 3-point range was evident. He finished his career ranked third in 3-pointers at Nebraska with 185 and was in the top 10 in Nebraska history for 3-point percentage (.394), steals (166) and games started (101), while also ranking in the top 25 for points, rebounds, assists and games played. He was named to the Big 12 All-Defense Team as a junior and the All-Underrated team as a senior, when he became the first Husker in the Big 12 era to record 1,000 points, 500 rebounds and 150 3-pointers. Anderson has played in Europe, the NBA D-League and in Canada during his professional career.



Season	G-GS	FG-FGA	Pct.	3FG-Att.	Pct.	FT-FTA	.Pct.	Reb.-Avg.	Pts.-Avg.
2006-07	28-25	103-219	.470	48-111	.432	29-39	.744	129-4.6	283-10.1
2007-08	33-33	98-232	.422	59-136	.368	23-40	.800	176-5.3	278-8.4
2008-09	30-12	72-179	.402	33-97	.340	36-50	.720	115-3.8	213-7.1
2009-10	31-31	117-258	.453	54-126	.429	63-84	.750	164-5.3	351-11.3
<b>Totals</b>	<b>122-101</b>	<b>390-888</b>	<b>.439</b>	<b>185-470</b>	<b>.394</b>	<b>160-213</b>	<b>.751</b>	<b>584-4.8</b>	<b>1,125-9.2</b>



Tai Webster earned All-Big Ten honors as a senior in 2016-17, ranking among the conference leaders in scoring, assists and steals.

**28. TAI WEBSTER – 1,116 POINTS**  
 6-4, 195, G, 2014-17, Auckland, New Zealand (Westlake Boys)

Tai Webster showed the power of persistence throughout his Husker career. A four-year letterwinner, the 6-foot-4 guard made dramatic strides during his career, becoming one of the Big Ten's best players as a senior. Webster started 30 games as a freshman, helping the Huskers to the 2014 NCAA Tournament. He averaged double figures and was one of the Big Ten's top sixth men in 2015-16 before taking over as a senior. Webster garnered second-team All-Big Ten honors from the coaches and third-team accolades from the media, averaging 17.0 points, 5.1 rebounds and 4.0 assists per game as a senior. He ranked in the top-10 of the Big Ten in scoring (third), assists (eighth) and steals (fifth) and reached double figures in 30 of 31 contests to capture first-team all-district honors by the USBWA. He played in Turkey in 2018-19 and represented New Zealand in the FIBA World Cup in 2019.



Season	G-GS	FG-FGA	Pct.	3FG-Att.	Pct.	FT-FTA	.Pct.	Reb.-Avg.	Pts.-Avg.
2013-14	32-30	34-112	.304	6-35	.171	52-84	.619	66-2.1	126-3.9
2014-15	30-4	39-109	.358	12-52	.231	28-38	.737	57-1.9	118-3.9
2015-16	34-18	126-266	.474	21-60	.350	71-96	.740	140-4.1	344-10.1
2016-17	31-31	183-435	.421	40-136	.294	122-164	.744	158-5.1	528-17.0
<b>TOTAL</b>	<b>127-83</b>	<b>382-922</b>	<b>.414</b>	<b>79-283</b>	<b>.279</b>	<b>273-382</b>	<b>.715</b>	<b>421-3.3</b>	<b>1,116-8.8</b>

**29. CARY COCHRAN – 1,082 POINTS**  
 6-1, 190, G, 1999-2002, Minden, Iowa (Tri-Center)


One of the most dangerous long-distance threats in Nebraska and Big 12 history, Cary Cochran topped the 1,000-point mark during his senior campaign. Cochran set Nebraska records for career (268), single-season (89) and single-game (8) 3-pointers during his senior season. He led the team in scoring at 14.0 points per game as a senior, and led the conference and nation in free-throw percentage by hitting 92.2 percent at the charity stripe. For his career, Cochran was an 89.6 percent shooter from the foul line, and was second in Nebraska history by hitting 42.5 percent from behind the arc. Cochran was an honorable-mention All-Big 12 pick by the coaches as a senior, and earned academic all-district and all-conference honors.



Season	G-GS	FG-FGA	Pct.	3FG-Att.	Pct.	FT-FTA	.Pct.	Reb.-Avg.	Pts.-Avg.
1998-99	32-0	52-130	.400	39-98	.398	29-31	.935	45-1.4	173-5.4
1999-00	29-11	73-193	.378	62-160	.388	20-25	.800	73-2.5	228-7.9
2000-01	30-23	92-200	.460	78-165	.473	27-31	.871	71-2.4	289-9.6
2001-02	28-28	116-277	.419	89-207	.430	71-77	.922	93-3.3	392-14.0
<b>Totals</b>	<b>119-62</b>	<b>333-800</b>	<b>.416</b>	<b>268-630</b>	<b>.425</b>	<b>147-164</b>	<b>.896</b>	<b>282-2.4</b>	<b>1,082-9.1</b>

**30. HERSCHELL TURNER – 1,056 POINTS**  
 G, 1958-60, Indianapolis, Ind. (Shortbridge)

The first Husker eager to top the 1,000-point mark, Herschell Turner finished his career with 1,056 points. Turner teamed with Al Maxey to provide a strong offensive punch for Coach Jerry Bush's teams in the late 1950s. A first-team All-Big Eight selection as a senior, Turner earned All-America honors as a junior. Turner was a strong rebounder and held NU's single-season rebounding record (244) for 10 seasons, until Leroy Chalk grabbed 257 rebounds in 1969. Turner finished his career with 626 rebounds, which ranks 13th on NU's all-time chart. He was a sixth-round draft choice of the NBA's Syracuse Nationals in 1960. He was inducted into the Nebraska Basketball Hall of Fame in 1990.



Season	G-GS	FG-FGA	Pct.	FT-FTA	.Pct.	Reb.-Avg.	TP-Avg.
1957-58	23	82-211	.389	82-136	.603	189-8.2	246-10.7
1958-59	25	146-361	.404	136-183	.743	244-9.8	428-17.1
1959-60	24	143-326	.439	96-155	.619	193-8.0	382-15.9
<b>Totals</b>	<b>72</b>	<b>371-898</b>	<b>.413</b>	<b>314-474</b>	<b>.662</b>	<b>626-8.7</b>	<b>1,056-14.7</b>

**A**

**Academic All-Conference**– NU has had 77 academic all-league picks in program history, including 26 players since joining the Big Ten in 2011-12.

**Academic All-Americans**– The Huskers have produced eight of Nebraska's nation-leading 338 CoSIDA Academic All-Americans across all sports entering 2019-20. Shavon Shields became the program's first player to garner first-team Academic All-America honors in 2015 and repeated the feat in 2016.

**All-Americans**– Nebraska has had eight.

**Armory**– Home of Husker basketball until the NU Coliseum opened its doors in the mid-1920s.

**Attendance**– Nebraska set its single-season attendance record in 2014-15, averaging 15,569 fans per game. The Huskers ranked 10th nationally in average attendance in 2018-19, averaging 15,341 fans per game. It marked the sixth straight year and the ninth time in program history that NU has ranked in the top-20 nationally in attendance.

**B**

**Baack, Tom**– Ranks 15th on Nebraska's all-time scoring list with 1,299 points and served as an assistant coach under Moe Iba.

**Belcher, Cookie**– Holds Nebraska single-game, season and career steals records, along with the Big 12 steals record at 353. He owns NU's career record for games started and minutes played.

**Big 12**– Nebraska's conference from 1997 until 2011.

**Big Eight**– Nebraska's conference from 1960 until 1996.

**Big Ten**– Nebraska's current conference, as Nebraska became the 12th member on July 1, 2011. The Big Ten consists of 14 members with the addition of Maryland and Rutgers on July 1, 2014.

**Boone, Jaron**– Husker swingman from 1993 to 1996 who ranks in the top five in nine career categories, including scoring (7th, 1,609) and assists (3rd, 446).

**Branch, Nate**– Former Husker who went on to fame with the Harlem Globetrotters.

**Browne, William**– Guided Huskers to 1937 Big Six title.

**Bush, Jerry**– Known as the "Big Bear of the Coliseum," this popular Husker coach guided NU from 1955 to 1963, and directed two of the greatest upsets ever – a 43-41 victory over No. 4-ranked Kansas and Wilt Chamberlain, and a 55-48 victory over No. 1 Kansas State and Olympian Bob Boozer during the 1957-58 campaign.

**C**

**Carr, Brian**– Nebraska's all-time assist leader, with 682 from 1984 to 1987.

**Carrier, Sam**– First Husker cager to earn All-America honors (1913).

**Chalk, Leroy**– Third on Nebraska's all-time rebounding list with 782 boards.

**Cipriano, Joe**– Second-winningest coach in school history with an all-time mark of 253-197 from 1964 through 1980. He was a three-time conference coach of the year and guided the Huskers to three postseason appearances.

**Coliseum**– Home of Nebraska basketball from the 1926-27 season through the 1975-76 campaign.



Cookie Belcher set the Nebraska and Big 12 record for steals and ranks fifth in NCAA history with 353 during his Husker career.

**D**

**Day, Bernard**– Ranks as highest-scoring junior college transfer in school history with 802 points from 1985 to 1987.

**Devaney, Bob**– Longtime Nebraska football coach and athletic director who passed away in May of 1997. Nebraska's home court from 1976 until 2013, the Bob Devaney Sports Center, bears his name.

**E**

**Ekwall, Rex**– Standout for NU in mid-1950s whose 10.4 career rebound average still ranks as a school record.

**ESPN**– The national cable network that features a Big Ten game on its weekly "Super Tuesday" package and also features Big Ten games on Thursday and Saturday on its networks.

**F**

**First-Round Draft Choices**– Nebraska had three in the 1990s, Rich King (1991), Eric Piatkowski (1994) and Tyronn Lue (1998).

**Fort, Jerry**– First three-time first-team All-Big Eight selection in school history who finished his career with 1,882 points, which currently ranks third all-time at Nebraska.

**Fox Sports** – As part of the Big Ten's basketball TV package, games air on FOX Sports, FS1 and BTN.

**G**

**Good, Harry**– Served as NU head coach from 1947 through 1954 and guided the Huskers to shares of the 1949 and 1950 Big Seven titles. He was enshrined into the Citizens Savings College Basketball Hall of Fame in 1975.

**H**

**Hamilton, Venson**– The 1999 Big 12 Player of the Year and Nebraska's all-time leader in career rebounds and blocked shots.

**Hammond Hustlers**– Nickname given to Hammond, Ind., natives Brian Banks and Carl McPipe, who finished their careers with 1,150 and 1,300 points, respectively.

**Hare, Fred**– His follow-up basket at the buzzer with no time left gave Nebraska a 74-73 upset of No. 1 Michigan and Cazzie Russell in Lincoln during the 1964-65 season.

**Hokuf, Steve**– Standout all-around athlete who earned first-team all-conference honors in football, won the Big Six javelin title and earned All-America and all-conference honors in basketball.

**Hoppen, Dave**– NU's all-time leading scorer with 2,167 points who was the second three time first-team All-Big Eight pick in school history and the first player in school history to have his jersey number (42) retired.

**I**

**Iba, Moe**– The son of legendary coach Henry P. Iba, Moe posted 106 wins on the Husker bench from 1981 to 1986 and guided the school to its first NCAA Tournament berth in 1986.

**International**– The NCAA allows schools to take a foreign trip once every four years, allowing the Huskers to visit Australia (1988, 2004), Europe (1992), the Bahamas (2010), Spain (2015) and Italy (2019).

**J**

**Johnson, Bill**– Grabbed a school single-game record 26 rebounds against Iowa State in 1954. He was also the first Husker to play in the FIBA World Cup, helping the United States to a gold medal in 1954.

**Jura, Chuck**– Earned first-team All-Big Eight honors on the court and in the classroom as a senior in 1972. Averaged a school-record 11.7 rebounds per game in 1971-72.

**K**

**King, Rich**– Became the first first-round NBA draft pick in school history when the Seattle SuperSonics selected him with the 14th selection of the 1991 draft.

**Kubacki, Jim**– Hit the game-winning jumper to beat No. 1 Kansas and Wilt Chamberlain, 43-41, during the 1957-58 season.

**L**

**Lantz, Stuart**– Two-time first-team All-Big Eight pick (1967-68) who went on to an eight-year NBA career and had his Husker jersey number (22) retired in 1989. He has been a broadcaster with the Lakers for 31 seasons, spending the last 15 years as a broadcaster on the Los Angeles Lakers' television network as of 2018-19.

**Lehmer, Frank**– First basketball coach in school history (1897-99), he finished his career with a 7-3 record.

**Lue, Tyronn**— 1998 All-Big 12 pick who ranks ninth in career scoring at Nebraska and is tied for the school record with seven 30-point games. A first-round NBA draft pick in 1998, Lue won two NBA titles and played for seven teams during an 11-year NBA career and was inducted into the Nebraska Basketball Hall of Fame in 2013. He won an NBA title with the Cleveland Cavaliers in 2016, as Cleveland became the first team in NBA Finals history to overcome a 3-1 deficit. He had his jersey retired at Nebraska on Feb. 2, 2017.

**M**

**Maclay, Don**— Earned All-America honors in 1931.  
**Maric, Aleks**— Australian big man finished his career fifth in scoring (1,630 points) and second in rebounding (1,080). He was only the third player in Big 12 history with more than 1,500 points and 1,000 rebounds. He represented Australia in the 2012 London Olympics.  
**Matzke, John and Stan**— Stan lettered from 1952 through 1955, while his son, John, was a second-team academic All-America pick in 1984.  
**Moore, Jack**— One of the most popular Cornhuskers ever, he earned the 1982 Francis-Pomeroy-Naismith Award as the nation's top player under six feet. Nebraska's most valuable player award is named in honor of Moore, who was killed in a 1984 plane crash.  
**Moore, Mikki**— One of four Huskers to play in the NBA after signing as a free agent. Led the NBA in field-goal percentage in 2007, the first undrafted player in league history to accomplish the feat. He played for nine teams during his 13-year NBA career.

**N**

**National Basketball Association**— Twenty-seven Huskers have been drafted by NBA teams over the years, including Isaiah Roby, who was a second-round pick in 2019.  
**National Invitation Tournament**— NU has made 19 appearances in the nation's oldest postseason tournament with its most recent berth coming in 2019. NU captured the 1996 tournament title, defeating St. Joseph's in Madison Square Garden.  
**NCAA Tournament**— The Huskers have earned seven bids to the "Big Dance," including five bids in the 1990s. The Huskers made their most recent appearance in 2014.  
**Nee, Danny**— Winningest coach in Nebraska history, who posted a 254-190 record in 14 seasons from 1986 to 2000 and led NU to 11 postseason appearances.

**O**

**Overtime**— The Huskers are 62-47 all-time in OT games, most recently a 93-91 win over Iowa in the 2018-19 regular-season finale.

**P**

**Parsons, Robert**— Two-time first-team All-Big Six performer who earned All-America honors in 1937.  
**Pinnacle Bank Arena**— The home of Nebraska basketball that opened in August of 2013. The \$179 million facility seats 15,000 and is located in the Haymarket District of Lincoln.  
**Polish Rifle**— Nickname of two-time All-Big Eight pick and 1994 Big Eight Tournament MVP Eric Piatkowski, Nebraska's second all-time leading scorer before spending 13 years in the NBA with four teams. He was inducted into the Nebraska Basketball Hall of Fame in 2006, the same year he had his jersey (No. 52) retired.  
**Postseason**— Nebraska has made 26 all-time appearances, including an NIT appearance in 2019.

**Q**


**Quadruple**— Nebraska and UAB played four overtimes on Dec. 22, 1979, (NU won 92-84), in the school's longest game ever.

**R**

**Rankings**— Nebraska posted its highest year-end national rankings ever in 1990-91, finishing at No. 9 in UPI and No. 11 in AP.  
**Red Zone**— The Nebraska student section at Pinnacle Bank Arena. The group has nearly 1,000 seats in the lower bowl of Pinnacle Bank Arena.  
**Retherford, Claude**— Leading scorer on NU's 1949 Big Seven championship team and a two-time first-team all-conference selection.

**S**

**Sadler, Doc**— Husker head coach from 2006-07 until 2011-12. He is fifth on Nebraska's win chart with 101 in six seasons and guided Nebraska to three NIT appearances.  
**Sauer, George**— The only Husker football All-American to earn a basketball letter, he was an All-America fullback in 1933 and lettered on the hardwood in 1932 and 1933.  
**Simmons, Grant**— First-team All-Big Eight pick in 1966 and the school's first first-team academic All-Big Eight selection.  
**Smith, Andre**— 1981 Big Eight Player of the Year, and NU's first conference player of the year until Venson Hamilton in 1999.



*Andre Smith was the Big Eight Player of the Year in 1981, one of only two Huskers to earn the conference's top honor.*

**Stewart, Marvin**— The first player in school history to reach the 1,000-point plateau in fewer than 70 career games, as he was joined by Terran Petteway in 2014-15 and James Palmer Jr. in 2018-19  
**Stiehm, E.O.**— NU's first full-time basketball coach (1912-15) and the only man in conference history to win league titles in football (1912, 1913, 1914) and basketball (1912, 1913, 1914) in the same year.  
**Strickland, Erick**— A three-year starter for Nebraska who is second on the Huskers' steals list and seventh in scoring. Strickland played in the NBA for nine seasons and was inducted into the Nebraska Basketball Hall of Fame in 2009.

**T**

**Three-Pointers**— Nebraska hit a school-record 267 3-pointers during the 2001-02 campaign. Brian Carr hit the first 3-pointer in school history in a game at Cal-Irvine during the 1986-87 season.  
**Titles**— Nebraska won or shared seven league titles, all prior to 1951. NU also captured the 1994 Phillips 66 Big Eight Tournament title.  
**Turner, Herschell**— All-American player who was the first Husker to score 1,000 career points. Later went on to fame with the Harlem Globetrotters.

**U**

**Upset**— NU has knocked off three No. 1 teams, handing Kansas a 43-41 loss in 1958, Michigan a 74-73 loss in 1964-65 and Missouri a 67-51 loss at Columbia during the 1981-82 campaign. Nebraska nearly added a top-ranked victim in 1996-97 when it took Kansas to overtime before losing 82-77, and another in 2001-02 when it fell to Kansas by just one point, 88-87, in Lincoln as NU hit a school-record 18 3-pointers.

**V**

**van Poelgeest, Richard**— Born in The Netherlands, van Poelgeest was a four-year letterwinner from 1987 through 1990.  
**Volz, "Mutt"**— First-team All-Missouri Valley Conference guard in 1925.

**W**

**Wahlquist, George**— All-America guard on NU's 1936 Big Six championship team.  
**Walsh, W.W.**— The first first-team all-conference performer in school history (1909).  
**Whitehead, Bus**— Two-time first-team All-Big Seven pick and the catalyst of the Huskers' 1949 and 1950 league title teams. Named as the captain of NU's all-time basketball team and earned the first Distinguished Hall of Fame Alumni award in 2003. The practice court at the Hendricks Training Complex is named after Whitehead for his contributions to the Husker program after his death in 2010.

**X**

**Xavier**— Ended Nebraska's most successful basketball season ever by handing the No. 3-seed Huskers an 89-84 loss in the first round of the 1991 NCAA Tournament at Minneapolis, Minn. NU finished with a school-record 26 victories against just eight losses.

**Y**

**YMCA**— Nebraska's first basketball game was played against a team from the Lincoln YMCA, Feb. 1, 1897. NU won 11-8.

**Z**

**Zero**— Number of home losing seasons by Nebraska in Devaney Center history, as the Huskers went .500 or better in all 37 seasons in the building.



Fred Hoiberg  
2019-present



Tim Miles  
2012-2019



Doc Sadler  
2007-2012



Barry Collier  
2001-2006



Danny Nee  
1987-2000



Moe Iba  
1981-86



Joe Cipriano  
1964-80



Jerry Bush  
1955-63



Harry Good  
1947-54



L.F. Klein  
1946



A.J. Lewandowski  
1941-45



William Browne  
1933-40



Charles T. Black  
1927-32



Ernest Bearg  
1926



W.E. Kline  
1924-25




Owen A. Frank  
1922-23



Paul Schlisser  
1920-21



Dr. E.J. Stewart  
1917-19



Sam Waugh  
1916



E.O. Stiehm  
1912-15



O.F. Field  
1911



T.J. Hewiat  
1910



R.G. Clapp  
1904-09




Fred Morrell  
1902



E. Berry  
1901



T.P. Hewitt  
1900



Frank Lehmer  
1897-99

**ALL-TIME ASSISTANT COACHES**

Name	Years		
Abdelmassih, Matt	2019-present	Hunter, Kenya	2013-18
Amen, Paul	1940-41	Iba, Moe	1971-80
Anwar, David	2007-2010, 2011-12	Johnson, Ben	2012-13
Armstrong, Charles	1938, 1942-40	Johnson, Bill	1996-97
Baack, Tom	1978-86	Lewandowski, A.J.	1938-40
Bargen, Gary	1987-95	Lewis, Michael	2016-2019
Beckner, Phil	2015-2016	Mathews, Philip	2007-10
Benford, Tony	2006-2008	Mitchem, Lynn	1987-92
Broughton, Mike	2003	Molinari, Jim	2014-2019
Campbell, Dave	2001-02	Mouton, Kevin	2001
Carter, Tim	1984	Novsek, Doug	2003-06
Cipriano, Randy	1982-86	Porter, Lonnie	1973-77
Croft, Chris	2010-11	Rankin, Reggie	2001-03
Cox, Jeremy	2011-12	Reid, Arden	1987-89
Farley, Doug	1985-86	Roese, Walter	2009-10
Fisher, Morris	1935-37	Roth, Randy	1997-2000
Flanigan, Wes	2010-12	Sadler, Doc	2019-present
Francis Jr., Jerome	2006	Sharpe, Tony	1947-63
Gates, Armon	2018-present	Smith, Craig	2012-2014
Gates, Bob	1964-66	Smith, Jeff	1990-95
Gay, Larry	2000	Spinelli, Scott	2004-06
Hammond, John	1981	Spoonhour, Charlie	1982-83
Harriman, Chris	2012-15	Stevens, Ed	1967
Harshman, Dave	1978	Stewart, Ron	1980
Harrell, Bill	1968-69	Webster, Tracy	2010-11
Hill, Cleo	1999-2000	Williams, Jimmy	1993-99
Howard, Scott	1996-98	Whitehead, Milton "Bus"	1955
Hughes, Rex	1970-72		

**HEAD COACHING RECORDS (BY WINS)**

Coach	Season(s)	Years	Games	Won	Lost	Pct.	Conf. Titles
Danny Nee	1987-2000	14	444	254	190	.572	0 (1 B8T)
Joe Cipriano	1964-80	17	450	253	197	.562	0 (1 B8HT)
Tim Miles	2012-19	7	230	116	114	.504	0
Moe Iba	1981-86	6	177	106	71	.599	0
Doc Sadler	2007-12	6	190	101	89	.532	0
Barry Collier	2001-06	6	180	89	91	.494	0
Harry C. Good	1947-54	8	185	86	99	.465	2
Jerry Bush	1955-63	9	213	81	132	.380	0
William Browne	1933-40	8	151	64	87	.424	1
R.G. Clapp	1904-09	6	102	59	43	.578	0
E.O. Stiehm	1912-15	4	70	56	14	.800	3
Charles T. Black	1927-32	6	108	51	57	.472	0
Paul Schlisser	1920-21	2	42	37	5	.881	0
Dr. E.J. Stewart	1917-19	3	52	29	23	.558	0
A.J. Lewandowski	1941-45	5	87	24	63	.276	0
W.E. Kline	1924-25	2	35	23	12	.657	0
Owen A. Frank	1922-23	2	35	14	21	.400	0
Sam Waugh	1916	1	14	13	1	.929	1
O.F. Field	1911	1	18	9	9	.500	0
Ernest Bearg	1926	1	18	8	10	.444	0
Frank Lehmer	1897-99	3	10	7	3	.700	0
Walter Hiltner	1903	1	12	7	5	.583	0
L.F. Klein	1946	1	20	7	13	.350	0
T.J. Hewiat	1910	1	16	6	10	.375	0
T.P. Hewitt	1900	1	5	5	0	1.000	0
Fred Morrell	1902	1	8	5	3	.625	0
E. Berry	1901	1	6	3	3	.500	0
<b>Totals</b>	<b>1897-2019</b>	<b>123</b>	<b>2,844</b>	<b>1,494</b>	<b>1,348</b>	<b>.526</b>	<b>7 (1B8T)</b>





Year	All Games		Conference		Conference Finish	Highlights, Notes	Year	W	L	W	L	Conference Finish	Highlights, Notes
	W	L	W	L									
1896-97	2	0	0	0	None	all games seven-on-seven	1967-68	15	10	8	6	tie 3rd, Big Eight	Lantz, All-Big Eight pick; NU won Big Eight Holiday title
1897-98	1	3	0	0	None	all games against YMCA teams	1968-69	12	14	5	9	tie 6th, Big Eight	
1898-99	4	0	0	0	None	Neb. Wesleyan first collegiate foe	1969-70	16	9	7	7	tie 3rd, Big Eight	
1899-1900	5	0	0	0	None	first meeting with Kansas	1970-71	18	8	8	6	4th, Big Eight	Marvin Stewart, All-Big Eight
1900-01	3	3	0	0	None	win streak reaches 13 games	1971-72	14	12	7	7	4th, Big Eight	Chuck Jura, All-Big Eight
1901-02	5	3	0	0	None		1972-73	9	17	4	10	tie 6th, Big Eight	
1902-03	7	5	0	0	None		1973-74	14	12	7	7	4th, Big Eight	Jerry Fort, All-Big Eight
1903-04	9	5	0	0	None	Wisconsin is first Big Ten foe	1974-75	14	12	7	7	4th, Big Eight	Jerry Fort, All-Big Eight, then-school-record 40 points against Missouri
1904-05	11	5	0	0	None		1975-76	19	8	10	4	3rd, Big Eight	Jerry Fort, All-Big Eight, finished with then-school-record 1,882 points, last season in NU Coliseum
1905-06	12	2	0	0	None	then-school record 12 wins	1976-77	15	14	7	7	5th, Big Eight	first season in Devaney Center
1906-07	10	6	0	0	None	NU record 74-point win vs. Crete	1977-78	22	8	9	5	2nd, Big Eight	NU makes 2nd NIT appearance
1907-08	9	10	4	2	2nd, MVC	first losing season in 10 years	1978-79	14	13	7	7	5th, Big Eight	Brian Banks, All-Big Eight
1908-09	8	15	5	5	2nd, MVC	W.W. Walsh, first-team MVC	1979-80	18	13	8	6	tie 2nd, Big Eight	Andre Smith, All-Big Eight
1909-10	6	10	6	2	2nd, MVC	E.O. Perry, first-team MVC	1980-81	15	12	9	5	tie 2nd, Big Eight	Moe Iba, Big Eight Coach of the Year
1910-11	9	9	6	6	2nd, MVC	J.P. Gibson, A.O. Frank, All-MVC	1981-82	16	12	7	7	tie 4th, Big Eight	Smith, Big Eight POW
1911-12	14	1	8	0	1st, MVC	Won season's final nine games	1982-83	22	10	9	5	tie 3rd, Big Eight	Iba, Big Eight Coach of the Year
1912-13	17	2	10	0	1st, MVC	Sam Carrier, Ross Haskell, All-MVC; Carrier, All-American	1983-84	18	12	7	7	3rd, Big Eight	Jack Moore, All-Big Eight
1913-14	15	3	7	0	1st, MVC		1984-85	16	14	5	9	tie 5th, Big Eight	NU defeated No. 1 Missouri
1914-15	10	8	8	4	2nd, MVC	first MVC loss in four years	1985-86	19	11	8	6	3rd, Big Eight	NU's first-ever NCAA berth, Hoppen, All-Big Eight, finished as NU's all-time leading scorer
1915-16	13	1	12	0	1st, MVC	perfect 12-0 in Missouri Valley	1986-87	21	12	7	7	5th, Big Eight	third place in NIT
1916-17	12	10	4	8	5th, MVC		1987-88	13	18	4	10	7th, Big Eight	first losing season in 15 years
1917-18	7	7	4	5	5th, MVC		1988-89	17	16	4	10	7th, Big Eight	second NIT bid in three years
1918-19	10	6	10	6	3rd, MVC	Carl Johnson, All-MVC pick	1989-90	10	18	3	11	7th, Big Eight	
1919-20	22	2	0	0	None	then-NU record 22 wins stood for 71 seasons, no conference affiliation	1990-91	26	8	9	5	3rd, Big Eight	School-record 26 wins, finished with highest-ever ranking at No. 9, NU-record tying 14 straight wins
1920-21	15	3	9	1	2nd, MVC		1991-92	19	10	7	7	5th, Big Eight	Second straight NCAA bid
1921-22	8	9	8	8	tie 4th, MVC		1992-93	20	11	8	6	tie 2nd, Big Eight	Third straight NCAA bid, Eric Piatkowski, All-Big Eight
1922-23	6	12	5	11	6th, MVC		1993-94	20	10	7	7	4th, Big Eight	Fourth straight NCAA bid, second straight 20-win season, Big Eight Tournament champs
1923-24	11	7	10	6	3rd, MVC		1994-95	18	14	4	10	7th, Big Eight	Piatkowski, All-Big Eight
1924-25	12	5	11	5	2nd, MVC	Orr Goodson, Mutt Volz, All-MVC	1995-96	21	14	4	10	7th, Big Eight	NIT bid, fifth straight postseason
1925-26	8	10	7	7	5th, MVC	first season in NU Coliseum	1996-97	18	15	7	9	7th, Big 12	NIT Champions
1926-27	12	6	7	5	4th, MVC	Clark Smatha, All-MVC pick	1997-98	20	12	10	6	4th, Big 12	School-record seventh straight postseason appearance (NIT)
1927-28	7	11	7	11	tie 7th, MVC	all games vs. league foes	1998-99	20	13	10	6	tie 5th, Big 12	First NCAA berth in four years, Tyronn Lue, All-Big 12
1928-29	11	5	5	5	3rd, Big Six	first season of play in Big Six	1999-2000	11	19	4	12	tie 8th, Big 12	Need is NU's winningest coach
1929-30	9	9	6	4	3rd, Big Six	Don Maclay, first-team All-Big Six	2000-01	14	16	7	9	7th, Big 12	Collier's first season with Huskers
1930-31	9	9	6	4	3rd, Big Six	Don Maclay, All-American; Steve Hokuf, first-team All-Big Six	2001-02	13	15	6	10	tie 7th, Big 12	Cochran career record 268 3-ptrs.
1931-32	3	17	2	8	6th, Big Six		2002-03	11	19	3	13	12th, Big 12	tied school record for losses
1932-33	3	13	2	8	tie 5th, Big Six	Hokuf, All-Big Six, All-American	2003-04	18	13	6	10	9th, Big 12	First postseason bid under Collier
1933-34	7	11	5	5	4th, Big Six		2004-05	14	14	7	9	t8th, Big 12	McCray, Maric set NU frosh records
1934-35	6	12	3	7	5th, Big Six		2005-06	19	14	7	9	6th, Big 12	Second postseason bid in three years
1935-36	13	8	7	3	2nd, Big Six	George Wahlquist, All-Big Six, All-American	2006-07	17	14	6	10	t7th, Big 12	First season under Doc Sadler
1936-37	13	7	8	2	tie 1st, Big Six	shared Big Six title, Robert Parsons, All-Big Six, All-American	2007-08	20	13	7	9	t7th, Big 12	12th 20-win season, postseason NIT
1937-38	9	11	4	6	tie 3rd, Big Six	Parsons, All-Big Six	2008-09	18	13	8	8	8th, Big 12	First .500 record in Big 12 in decade
1938-39	7	13	3	7	5th, Big Six		2009-10	15	18	2	14	12th, Big 12	Second straight postseason NIT
1939-40	6	12	2	8	tie 4th, Big Six		2010-11	19	13	7	9	t7th, Big 12	Third postseason appearance in four years
1940-41	8	10	6	4	3rd, Big Six	Sid Held, Don Fritz, All-Big Six	2011-12	12	19	4	14	t11th, Big Ten	First season in Big Ten Conference
1941-42	6	13	4	6	4th, Big Six		2012-13	15	18	5	13	10th, Big Ten	First season under Tim Miles
1942-43	6	10	5	5	tie 3rd, Big Six		2013-14	19	13	11	7	4th, Big Ten	First NCAA bid in 16 years
1943-44	2	13	1	9	tie 5th, Big Six	fewest wins in 46 seasons	2014-15	13	18	5	13	12th, Big Ten	Tim Miles Big Ten COY; Terran Petteway All-Big Ten
1944-45	2	17	1	9	6th, Big Six		2015-16	16	18	6	12	11th, Big Ten	Terran Petteway, All-Big Ten
1945-46	7	13	3	7	tie 4th, Big Six		2016-17	12	19	6	12	t12th, Big Ten	Shavon Shields Academic All-American
1946-47	10	14	3	7	tie 5th, Big Six	league Holiday tourney begins	2017-18	22	11	13	5	t4th, Big Ten	Shavon Shields Academic All-American, NABC Good Works Team and All-Big Ten
1947-48	11	13	5	7	5th, Big Seven	first year of Big Seven	2018-19	19	17	6	14	13th, Big Ten	Webster, All-Big Ten
1948-49	16	10	9	3	tie 1st, Big Seven	NU lost in NCAA District game, Claude Retherford, Big Seven MVP; Bus Whitehead, All-Big Seven	Totals	1,515	1,365	675	789	7 NCAA, 19 NIT appearances	
1949-50	16	7	8	4	tie 1st, Big Seven	Bus Whitehead, All-Big Seven							
1950-51	9	14	4	8	5th, Big Seven	tied for second straight league title							
1951-52	7	17	3	9	7th, Big Seven	Jim Buchanan, All-American, All-Big Seven							
1952-53	9	11	4	8	6th, Big Seven								
1953-54	8	13	5	7	tie 4th, Big Seven								
1954-55	9	12	6	6	tie 3rd, Big Seven								
1955-56	7	16	3	9	6th, Big Seven	defeated Wooden-coached UCLA							
1956-57	11	12	5	7	tie 4th, Big Seven								
1957-58	10	13	5	7	tie 4th, Big Seven	defeated two No. 4 teams							
1958-59	12	13	5	9	tie 5th, Big Eight	first season of Big Eight							
1959-60	7	17	4	10	tie 7th, Big Eight	Herschell Turner, All-Big Eight, NU's first 1,000-point scorer							
1960-61	10	14	4	10	6th, Big Eight								
1961-62	9	16	5	9	tie 5th, Big Eight								
1962-63	6	19	1	13	8th, Big Eight	School-record 19 losses							
1963-64	7	18	5	9	tie 6th, Big Eight	Joe Cipriano's first season							
1964-65	10	15	5	9	tie 6th, Big Eight	beat No. 1 Michigan in Lincoln							
1965-66	20	5	12	2	2nd, Big Eight	first winning season in 15 years, school's second 20-win campaign, finished season ranked 11th (UPI)							
1966-67	16	9	10	4	tie 2nd, Big Eight	Grant Simmons, All-Big Eight							

HISTORY



Nebraska's first basketball team posted a 2-0 record in 1896-97.

### 1896-97

Overall Record: 2-0  
 Home: 2-0 Away: 0-0  
 Coach: Frank Lehmer  
 H 2/2 Lincoln YMCA ..... W 11 8  
 H 2/23 Lincoln YMCA ..... W 23 14  
 Season Notes: Six years after Dr. James Naismith invented the game, NU fielded its first team...Coach Frank Lehmer guided first team...both games were played seven-on-seven.

### 1897-98

Overall Record: 1-3  
 Home: 0-3 Away: 1-0  
 Coach: Frank Lehmer  
 H 1/8 Lincoln YMCA ..... L 9 15  
 H 1/15 Omaha YMCA ..... L 12 16  
 H 2/1 Lincoln YMCA ..... L 13 20  
 A 2/22 Omaha YMCA ..... W 10 9  
 Season Note: After three straight losses to open season, Nebraska ended its second year of intercollegiate basketball with 10-9 win over Omaha YMCA in its first-ever road game.

### 1898-99

Overall Record: 4-0  
 Home: 3-0 Away: 1-0  
 Coach: Frank Lehmer  
 H 12/13 Nebraska Wesleyan ..... W 37 5  
 H 1/17 Doane ..... W 52 7  
 H 1/20 Omaha YMCA ..... W 21 14  
 A 2/2 Nebraska Wesleyan ..... W 57 3  
 Season Notes: Second undefeated season in school history...final season for NU's first coach, Frank Lehmer...after six games in first two seasons of intercollegiate basketball against Lincoln and Omaha YMCA teams, Huskers faced first collegiate opponent in Nebraska Wesleyan.

### 1899-1900

Overall Record: 5-0  
 Home: 5-0 Away: 0-0  
 Coach: T.P. Hewitt  
 H Nebraska Wesleyan ..... W 42 9  
 H Lincoln YMCA ..... W 39 7  
 H Doane ..... W 57 3  
 H Omaha YMCA ..... W 26 14  
 H 3/2 Kansas ..... W 48 8  
 Season Notes: Third and final undefeated season in school history...Kansas game at Lincoln was first-ever between Big Eight Conference schools and ranks as worst loss ever for Jayhawks... W.E. Anderson had school's first 30-point game with 34 vs. KU...Coach T.P. Hewitt's only season.

### 1900-01

Overall Record: 3-3  
 Home: 2-1 Away: 1-2  
 Coach: E. Berry  
 A Omaha YMCA ..... W 13 11  
 H Lincoln YMCA ..... W 10 8  
 H Omaha YMCA ..... W 20 12  
 H Omaha YMCA ..... L 20 28  
 A Fond du Lac ..... L 20 32  
 A Stevens Point A.C. .... L 13 38  
 Season Notes: NU opened season with three straight wins to run win streak to 13 straight, but then dropped final three games to finish .500...third consecutive .500 or better record...only season for Coach E. Berry.

### 1901-02

Overall Record: 5-3  
 Home: 3-0 Away: 2-3  
 Coach: Fred Morrell  
 H 1/18 Nebraska Wesleyan ..... W 63 14  
 H 2/1 Lincoln YMCA ..... W 32 30  
 A 2/15 Minnesota ..... L 9 52  
 A 2/17 Sioux City YMCA ..... W 42 24  
 A 2/28 Haskell ..... L 29 79  
 A 3/1 Kansas ..... W 35 29  
 A 3/3 Topeka YMCA ..... L 36 52  
 H 3/22 Topeka YMCA ..... W 27 13  
 Season Notes: First and only season for Coach Fred Morrell...fourth straight .500 or better season.

### 1902-03

Overall Record: 7-5  
 Home: 3-1 Away: 4-4  
 Coach: Walter Hiltner  
 H 12/18 Lincoln YMCA ..... W 25 18  
 A 1/17 Haskell ..... L 18 25  
 H 1/24 Lincoln YMCA ..... L 24 35  
 H 1/31 Kansas ..... W 23 18  
 A 2/3 Denver YMCA ..... W 44 29  
 A 2/4 Colorado College ..... W 39 11  
 A 2/5 Colorado ..... W 28 12  
 A 2/6 Greeley High ..... W 25 15  
 A 2/7 Cheyenne Business ..... L 28 42  
 H 2/20 Lincoln YMCA ..... W 33 20  
 A 3/6 Minnesota Ag. .... L 4 13  
 A 3/7 Minnesota ..... L 14 41  
 Season Notes: In only season under Coach Walter Hiltner, Nebraska posted 7-5 record...fifth straight .500-plus campaign.

### 1903-04

Overall Record: 9-5  
 Coach: R.G. Clapp  
 (Sites and dates unavailable)  
 Nebraska Wesleyan ..... W 47 10  
 Highland Park ..... L N/A N/A  
 Lincoln High ..... W 49 26  
 Nebraska Wesleyan ..... L 31 32  
 Lincoln YMCA ..... L N/A N/A  
 Lincoln YMCA ..... W N/A N/A  
 Lincoln YMCA ..... W 31 12  
 Nebraska Wesleyan ..... W 25 9  
 Omaha Christian ..... W 35 26  
 Sioux City YMCA ..... L 14 49  
 Morningside ..... W 57 27  
 Minnesota ..... L 21 42  
 Minneapolis YMCA ..... W 15 10  
 H Wisconsin ..... W 25 22  
 Season Notes: In first season under Coach R.G. Clapp, Nebraska won school-record nine games...Wisconsin was first Big Ten school to play Huskers at Lincoln.

### 1904-05

Overall Record: 11-5  
 Coach: R.G. Clapp  
 (Sites and dates unavailable)  
 Nebraska Wesleyan ..... W 32 31  
 Highland Park ..... L 34 39  
 Nebraska Wesleyan ..... W 57 23  
 Omaha YMCA ..... W 24 21  
 Fort Dodge ..... W 53 27  
 Shattuck ..... W 44 22  
 Minnesota ..... W 22 21  
 Minnesota ..... W 28 25  
 Omaha YMCA ..... L 29 30  
 Baker ..... W 49 19  
 Port Washington ..... W 47 36  
 Ripon ..... L 28 32  
 Menasha ..... W 37 19  
 Lawrence ..... W 37 24  
 Lewis ..... L 32 61  
 Chicago Central ..... L 22 59  
 Season Note: Huskers won then-school-record 11 games.

### 1905-06

Overall Record: 12-2  
 Home: 4-1 Away: 8-1  
 Coach: R.G. Clapp  
 H 1/13 Kansas City A.C. .... W 33 22  
 H 1/29 Kansas City YMCA ..... W 25 24  
 H 2/3 Baker ..... W 34 23  
 H 2/12 Kansas ..... L 17 37  
 A 2/19 Kansas State ..... W 50 14  
 A 2/20 Fort Riley ..... W 43 13  
 A 2/21 Baker ..... W 33 27  
 A 2/22 Independence ..... W 41 16  
 A 2/23 Kansas City A.C. .... L 21 49  
 A 2/25 Kansas City A.C. .... W 26 25  
 H 3/15 Brown "B" ..... W 57 12  
 A 3/20 Bellevue ..... W 39 27  
 A 3/21 Fort Dodge ..... W 33 23  
 A 3/22 Shattuck ..... W 59 23  
 Season Note: Nebraska won then-school-record 12 games with just two losses.

### 1906-07

Overall Record: 10-6  
 Home: 5-0 Away: 5-6  
 Coach: R.G. Clapp  
 A 1/4 Crete ..... W 82 8  
 A 1/11 Nebraska Wesleyan ..... W 38 26  
 H 1/26 Central City ..... W 40 9  
 H 1/28 Iowa ..... W 25 17  
 H 2/9 Kansas ..... W 32 19  
 A 2/14 Fort Dodge ..... W 34 22  
 A 2/15 Minnesota ..... L 19 20  
 A 2/16 Minnesota ..... L 18 20  
 A 2/18 Hudson ..... W 26 25  
 A 2/19 Marshfield (Co. A) ..... W 33 16  
 A 2/20 Portage (Co. F) ..... L 23 27  
 A 2/21 Wisconsin ..... L 31 35

A 2/22 Iowa ..... L 29 32  
 A 2/23 Grinnell ..... L 21 27  
 H 3/1 Denver ..... W 40 13  
 H 3/25 Nebraska Wesleyan ..... W 59 11

Season Notes: Nebraska posted ninth straight .500 or better record, third consecutive under Coach R.G. Clapp...74-point margin of victory over Crete (82-8) is largest in school history.

### 1907-08

Overall Record: 9-10  
 Conference: 4-2 in Missouri Valley (2nd)  
 Home: 3-3 (2-2) Away: 6-7 (2-0)  
 Coach: R.G. Clapp  
 A 12/18 Nebraska Wesleyan ..... W 33 19  
 H 1/11 Muscatine ..... L 21 39  
 A 1/15 Kansas State ..... W 36 18  
 A 1/16 Washburn ..... W 26 25  
 A 1/17 Kansas ..... W 20 17  
 A 1/18 Kansas ..... W 23 21  
 H 1/23 Highland Park ..... W 51 23  
 H 1/31 Missouri ..... W 41 30  
 H 2/1 Missouri ..... W 43 31  
 H 2/21 Kansas ..... L 26 28  
 H 2/22 Kansas ..... L 25 28  
 A 2/28 Minnesota ..... L 12 43  
 A 2/29 Minnesota ..... L 10 32  
 A 3/2 Portage ..... L 16 39  
 A 3/3 Wisconsin ..... L 4 43  
 A 3/4 DePaul ..... W 25 18  
 A 3/5 Morrison ..... L 19 23  
 A 3/6 Iowa ..... L 26 39  
 A 3/7 Grinnell ..... L 14 37

Season Notes: First season as member of Missouri Valley Conference...Huskers won MVC North Division title with 4-2 record, but because of scheduling difficulties, did not play a game against a team in own division... Husker Wilbur Wood was nation's second black college basketball player at a predominately white institution... Jumbo Stiehm, who would later become NU's football and basketball coach, scored 24 points in Wisconsin's 43-4 victory at Madison...second sub-.500 record in school history.

### 1908-09

Overall Record: 8-15  
 Conference: 5-5 in Missouri Valley (2nd)  
 Home: 5-5 (4-0) Away: 3-10 (1-5)  
 Coach: R.G. Clapp  
 H 12/12 Cotner ..... W 28 24  
 H 12/17 Lincoln YMCA ..... L 16 34  
 A 1/7 Kansas State ..... W 36 31  
 A 1/8 Kansas ..... L 13 48  
 A 1/9 Kansas ..... L 17 36  
 H 1/15 Iowa State ..... W 42 20  
 H 1/16 Iowa State ..... W 40 21  
 H 1/22 Drake ..... W 39 30  
 H 1/23 Drake ..... W 34 12  
 H 1/30 Kansas ..... L 13 18  
 H 2/1 Missouri ..... L 24 26  
 A 2/5 Minnesota ..... L 17 24  
 A 2/6 Minnesota ..... L 21 39  
 A 2/8 Iowa State ..... L 16 22  
 A 2/9 Iowa State ..... W 31 17  
 A 2/10 Drake ..... L 12 34  
 A 2/11 Drake ..... L 15 25  
 H 2/19 Minnesota ..... L 26 28  
 H 2/20 Minnesota ..... L 20 29  
 KC 3/4 Kansas ..... L 22 28  
 KC 3/5 Kansas ..... L 15 24  
 KC 3/6 Kansas ..... W 32 29  
 A 3/8 Nebraska Wesleyan ..... L 32 62

Season Notes: For second straight year, Nebraska captured MVC Northern Division title...Kansas took two of three games against Cornhuskers in playoff at Kansas City, Mo., and won conference title...W.W. Walsh earned first-team All-MVC honors, first NU player ever honored... Coach R.G. Clapp retired after six seasons.

**1909-10**

Overall Record: 6-10  
Conference: 6-2 in Missouri Valley (2nd)  
Home: 4-3 (4-0) Away: 2-7 (2-2)  
Coach: T.J. Hewiat

A	1/6	Kansas State	.....	L	16	27
A	1/7	Kansas	.....	L	17	32
A	1/8	Kansas	.....	L	16	40
H	1/21	Iowa State	.....	W	24	21
H	1/22	Iowa State	.....	W	29	26
H	1/28	Drake	.....	W	40	14
H	1/29	Drake	.....	W	27	6
A	2/8	Drake	.....	W	20	16
A	2/10	Drake	.....	W	22	13
A	2/11	Iowa State	.....	L	23	34
A	2/12	Iowa State	.....	L	17	18
H	2/14	Kansas State	.....	L	17	28
A	2/18	Minnesota	.....	L	14	33
A	2/19	Minnesota	.....	L	9	27
H	2/26	Kansas	.....	L	20	40
H	2/27	Kansas	.....	L	13	40

Season Notes: In only season under Coach T.J. Hewiat, Nebraska finished 6-10...Huskers won MVC North Division title for third straight year, but Kansas had better division record than NU and was declared conference champion...E.O. Perry was first-team All-Missouri Valley Conference pick.

**1910-11**

Overall Record: 9-9  
Conference: 6-6 in Missouri Valley (2nd)  
Home: 6-3 (4-2) Away: 3-6 (2-4)  
Coach: O.F. Field

H	1/7	Cotner	.....	L	17	35
H	1/14	Nebraska Wesleyan	.....	W	42	26
H	1/20	Iowa State	.....	W	41	20
H	1/21	Iowa State	.....	L	31	33
A	1/26	Morningside	.....	W	23	19
A	1/27	Minnesota	.....	L	10	25
A	1/28	Minnesota	.....	L	15	40
H	2/4	South Dakota	.....	W	30	25
A	2/6	Iowa State	.....	L	27	31
A	2/7	Iowa State	.....	W	22	19
A	2/8	Missouri	.....	L	26	39
A	2/9	Missouri (OT)	.....	L	36	37
A	2/10	Kansas	.....	W	15	11
A	2/11	Kansas	.....	L	12	37
H	2/24	Kansas	.....	W	38	28
H	2/25	Kansas	.....	W	34	24
H	2/26	Missouri	.....	W	30	23
H	2/27	Missouri	.....	L	20	23

Season Notes: NU finished second in Missouri Valley Conference, three games behind Kansas...J.P. Gibson and O.A. Frank earned first-team All-Missouri Valley Conference honors...NU's first-ever overtime game.

**1911-12**

Overall Record: 14-1  
Conference: 8-0 in Missouri Valley (1st)  
Home: 6-0 (4-0) Away: 8-1 (4-0)  
Coach: E.O. "Jumbo" Stiehm

H	1/12	Drake	.....	W	42	24
H	1/13	Drake	.....	W	35	13
A	1/18	Kansas State	.....	W	26	25
A	1/19	Kansas	.....	W	30	27
A	1/20	Kansas	.....	W	30	26
A	1/26	Minnesota	.....	L	15	40
A	1/27	Morningside	.....	W	62	10
H	2/2	Iowa State	.....	W	33	12
H	2/3	Iowa State	.....	W	40	14
A	2/21	Drake	.....	W	33	15
A	2/22	Drake	.....	W	46	14
A	2/23	Iowa State	.....	W	31	21
A	2/24	Iowa State	.....	W	31	12
H	3/1	Kansas	.....	W	49	21
H	3/2	Kansas	.....	W	29	28

Season Notes: Huskers claimed MVC North Division crown with 8-0 record...after 25-point loss at Minnesota in sixth game of season, Nebraska won final nine games...in first season as Husker mentor, Stiehm made history by becoming first coach in conference history to win football and basketball titles in the same academic year...he repeated the feat a year later.

**1912-13**

Overall Record: 17-2  
Conference: 10-0 in Missouri Valley (1st)  
Home: 10-0 (5-0) Away: 7-2 (5-0)  
Coach: E.O. "Jumbo" Stiehm

H	1/11	Cotner	.....	W	29	18
H	1/17	Omaha X	.....	W	46	13
H	1/18	Nebraska Wesleyan	.....	W	39	26
A	1/23	St. Joseph's	.....	W	25	11
A	1/24	Sacred Heart	.....	W	31	9
A	1/25	Minnesota	.....	L	11	20
H	1/31	Drake	.....	W	32	7
H	2/1	Drake	.....	W	24	15
A	2/7	Nebraska Wesleyan	.....	W	27	20
H	2/15	Kansas State	.....	W	27	16
A	2/19	Drake	.....	W	21	4
A	2/20	Drake	.....	W	25	11
A	2/21	Iowa State	.....	W	29	12
A	2/22	Iowa State	.....	W	16	10
H	2/28	Iowa State	.....	W	28	8
H	3/1	Iowa State	.....	W	24	12
H	3/10	Kansas	.....	W	40	25
A	3/11	Kansas	.....	W	18	16
N	3/12	Kansas*	.....	L	24	30

\*Manhattan, Kan.  
Season Notes: Huskers won North Division title with 10-0 record, recognized as league champion...dropped playoff game to South Division champ Kansas, 30-24, at

Manhattan, Kan...Ross Haskell and Sam Carrier were first-team All-Missouri Valley Conference selections; Carrier also earned All-America honors.

**1913-14**

Overall Record: 15-3 Conference: 7-0 in Missouri Valley (1st)  
Home: 7-2 (4-0) Away: 8-1 (3-0)  
Coach: E.O. "Jumbo" Stiehm

H	1/10	Omaha X	.....	W	44	22
H	1/17	Cotner	.....	W	56	11
H	1/23	Nebraska Wesleyan	.....	W	29	20
H	1/24	Nebraska Wesleyan	.....	L	18	24
A	2/5	St. Joseph's	.....	W	48	11
A	2/6	Minnesota	.....	W	21	16
A	2/7	Minnesota	.....	W	14	9
A	2/9	Fort Dodge Co. G.	.....	W	38	22
H	2/13	Drake	.....	W	32	20
H	2/14	Drake	.....	W	31	10
A	2/17	Omaha Alumni	.....	W	40	19
A	2/18	Simpson	.....	L	21	22
A	2/19	Drake	.....	W	36	17
A	2/20	Iowa State	.....	W	15	9
A	2/21	Iowa State	.....	W	16	3
H	2/27	Iowa State	.....	W	24	16
H	2/28	Iowa State	.....	W	41	13
H	3/5	Wesleyan Auto	.....	L	19	31

Season Notes: Nebraska captured Missouri Valley Conference North Division crown with 7-0 record...squad was known as "Point a Minute" team, because it was reported to be so fast it took a movie camera to catch it.

**1914-15**

Overall Record: 10-8  
Conference: 8-4 in Missouri Valley (2nd)  
Home: 3-2 (3-1) Away: 7-6 (5-3)  
Coach: E.O. "Jumbo" Stiehm

A	1/6	Ft. Dodge (Co. G)	.....	L	18	23
A	1/7	Hamline	.....	W	20	9
A	1/8	Minnesota	.....	L	18	22
A	1/9	Minnesota	.....	L	9	23
H	1/15	Iowa State	.....	W	32	15
H	1/16	Iowa State	.....	W	25	12
A	1/20	Kansas State	.....	W	26	19
A	1/21	Kansas State	.....	W	26	20
A	1/22	Kansas	.....	L	18	43
A	1/23	Kansas	.....	L	23	30
A	2/5	Nebraska Wesleyan	.....	W	13	9
A	2/10	Drake	.....	W	14	5
A	2/11	Drake	.....	W	23	14
A	2/12	Iowa State	.....	W	24	12
A	2/13	Iowa State	.....	L	11	25
H	2/19	Drake	.....	L	19	20
H	2/20	Drake	.....	W	27	11
H	3/3	Nebraska Wesleyan	.....	L	15	39

Season Notes: Huskers finished second in Missouri Valley Conference race, three games back of first-place Kansas...final season for Coach E.O. Stiehm.

**1915-16**

Overall Record: 13-1  
Conference: 12-0 in Missouri Valley (1st)  
Home: 8-0 (8-0) Away: 5-1 (4-0)  
Coach: Sam Waugh

H	1/14	Kansas	.....	W	34	33
H	1/15	Kansas	.....	W	40	27
H	1/21	Drake	.....	W	41	12
H	1/22	Drake	.....	W	44	16
A	1/30	Burgess-Nash	.....	W	24	20
H	2/4	Iowa State	.....	W	35	21
H	2/5	Iowa State	.....	W	31	14
H	2/11	Kansas State	.....	W	21	20
H	2/12	Kansas State	.....	W	26	25
A	2/18	Nebraska Wesleyan	.....	L	19	23
A	2/23	Drake	.....	W	34	24
A	2/24	Drake	.....	W	40	15
A	2/25	Iowa State	.....	W	23	14
A	2/26	Iowa State	.....	W	29	17

Season Notes: Huskers won Missouri Valley Conference title with 12-0 record; finished 13-1 in only season under direction of Coach Sam Waugh...lone loss was 23-19 decision to cross-town rival Nebraska Wesleyan.

**1916-17**

Overall Record: 12-10  
Conference: 4-8 in Missouri Valley (5th)  
Coach: Dr. E.J. Stewart  
(Some sites and dates unavailable)

		Simpson	.....	W	20	13
		Cotner	.....	W	42	10
		Grinnell	.....	L	9	22
		St. Joseph's	.....	W	21	11
		St. Thomas (Minn.)	.....	W	23	8
		Hamline	.....	W	15	8
		Brandeis (Omaha)	.....	W	29	11
		York College	.....	W	23	14
		Nebraska Wesleyan	.....	W	27	14
H	2/9	Missouri	.....	L	16	18
H	2/10	Missouri	.....	L	7	18
A		Kansas State	.....	L	13	45
A		Kansas State	.....	L	10	34
A	2/16	Kansas	.....	W	21	19
A	2/17	Kansas	.....	L	10	30
A	2/22	Iowa State	.....	L	7	19
A	2/23	Iowa State	.....	L	17	24
		Drake	.....	W	23	13
		Drake	.....	W	26	18
		Nebraska Wesleyan	.....	L	15	18
H	3/9	Iowa State	.....	L	22	24
H	3/10	Iowa State	.....	W	24	21

Season Note: First season on sideline for Coach E.J. Stewart.

**1917-18**

Overall Record: 7-7  
Conference: 4-5 in Missouri Valley (5th)  
Home: 3-3 (1-1) Away: 4-4 (3-4)  
Coach: Dr. E. J. Stewart

H		Camp Funston	.....	L	14	43
H		Fort Dodge	.....	W	19	16
H		Fort Dodge	.....	L	14	21
A		Washington (Mo.)	.....	L	17	44
A	2/8	Missouri	.....	L	9	22
A	2/9	Missouri	.....	L	8	16
H	2/15	Kansas	.....	W	24	23
H	2/16	Kansas	.....	L	25	31
A		Nebraska Wesleyan	.....	W	18	10
H		Nebraska Wesleyan	.....	W	24	14
A		Drake	.....	W	32	10
A		Drake	.....	W	21	14
A		Kansas State	.....	W	31	23
A		Kansas State	.....	L	16	26


Season Note: Eighth straight .500 or better record.

**1918-19**

Overall Record: 10-6  
Conference: 10-6 in Missouri Valley (3rd)  
Home: 6-3 (6-3) Away: 4-3 (4-3)  
Coach: Dr. E.J. Stewart

A	1/22	Drake	.....	W	34	13
A	1/23	Grinnell	.....	W	24	14
A	1/24	Grinnell	.....	L	15	16
A	1/25	Drake	.....	W	24	14
H	1/30	Drake	.....	L	15	22
H	2/1	Drake	.....	W	19	9
H	2/7	Washington (Mo.)	.....	W	35	25
H	2/8	Washington (Mo.)	.....	W	28	13
H	2/14	Missouri	.....	W	28	26
H	2/15	Missouri	.....	W	21	14
A	3/5	Kansas	.....	L	17	31
A	3/6	Kansas	.....	W	29	24
H	3/8	Kansas State	.....	L	32	34
A	3/9	Kansas State	.....	L	21	30
H	3/12	Grinnell	.....	W	27	15
H	3/13	Grinnell	.....	L	21	22

Season Notes: NU finished third in Missouri Valley Conference race...Carl Jackson was first-team all-conference pick, first for Huskers in six seasons...final season for Coach E.J. Stewart.



The 1911-12 team captured the school's first Missouri Valley Conference title.

# N 2019-20 NEBRASKA BASKETBALL ALL-TIME RESULTS



1897-1926: GRANT HALL



1927-1976: NEBRASKA COLISEUM



1976-2013: BOB DEVANEY SPORTS CENTER



2013-PRESENT: PINNACLE BANK ARENA

## 1919-20

Overall Record: 22-2  
Conference: No conference affiliation  
Home: 11-1 Away: 11-1  
Coach: Paul Schlisser

H	12/17	Morningside.....	W	37	14
H	12/18	Morningside.....	W	39	9
H	1/9	Omaha Athletic Club.....	W	51	10
H	1/10	Omaha Athletic Club.....	W	26	23
A	1/13	Hastings.....	W	47	9
A	1/14	Colorado College.....	W	32	19
A	1/15	Colorado College.....	L	23	25
A	1/16	Colorado.....	W	27	16
A	1/17	Colorado.....	W	24	17
H	1/23	South Dakota.....	W	41	12
H	1/24	South Dakota.....	W	33	12
H	2/5	Indiana.....	L	20	24
H	2/6	Indiana.....	W	38	18
H	2/13	Michigan State.....	W	43	26
H	2/14	Michigan State.....	W	39	20
A	2/20	Notre Dame.....	W	25	18
H	2/21	Notre Dame.....	W	31	15
A	2/24	Morningside.....	W	44	12
A	2/25	Morningside.....	W	50	13
A	2/26	Knox (OT).....	W	31	24
A	2/27	Valparaiso.....	W	30	17
A	2/28	Valparaiso.....	W	35	20
H	3/5	Colorado College.....	W	23	9
H	3/6	Colorado College.....	W	33	12

Season Notes: Playing without a conference affiliation for first time since 1906-07 season, Nebraska finished with first 20-win season ever (22 victories)...fewest losses for NU since 1915-16 season...22 wins would stand as school record until 1990-91 campaign...first season on Husker sideline for Coach Paul Schlisser.

## 1920-21

Overall Record: 15-3  
Conference: 9-1 in Missouri Valley (2nd)  
Home: 10-1 (6-0) Away: 5-2 (3-1)  
Coach: Paul Schlisser

A	1/1	Illinois.....	W	30	25
A	1/3	Illinois.....	L	24	26
A	1/4	Illinois Wesleyan.....	W	32	1
H	1/14	Grinnell.....	W	31	10
H	1/15	Grinnell.....	W	28	15
H	1/21	South Dakota.....	W	39	13
H	1/31	Oklahoma.....	W	34	20
H	2/1	Oklahoma.....	W	28	15
A	2/9	Iowa State.....	L	30	38
A	2/10	Iowa State.....	W	32	23
A	2/11	Grinnell.....	W	31	16
A	2/12	Grinnell.....	W	29	22
H	2/18	Notre Dame.....	W	25	18
H	2/19	Notre Dame.....	W	39	21
H	2/25	Colgate.....	L	15	21
H	2/26	Colgate.....	W	24	15
H	3/4	Iowa State.....	W	33	16
H	3/5	Iowa State.....	W	37	11

Season Notes: Nebraska finished second in the conference race with 9-1 mark...final season for Coach Paul Schlisser.

## 1921-22

Overall Record: 8-9  
Conference: 8-8 in Missouri Valley (t-4th)  
Home: 4-4 (4-4) Away: 4-5 (4-4)  
Coach: Owen A. Frank

A	1/4	Wisconsin.....	L	14	27
H	1/7	Washington (Mo.).....	W	31	23
A	1/9	Iowa State.....	W	21	14
H	1/13	Missouri.....	L	31	46
H	1/14	Grinnell.....	W	27	17
H	1/19	Kansas.....	L	15	25
A	1/27	Oklahoma.....	L	21	29
H	2/4	Iowa State.....	L	7	26
A	2/7	Grinnell.....	W	28	25
A	2/14	Kansas State.....	W	25	24
A	2/18	Drake.....	L	32	34
H	2/22	Oklahoma.....	W	39	34
A	2/24	Missouri.....	L	16	55
A	2/25	Washington (Mo.).....	W	33	32
H	2/28	Drake.....	L	15	29
H	3/3	Kansas State.....	W	21	13

A 3/6 Kansas..... L 18 41  
Season Note: In first season under Coach Owen A. Frank, Nebraska finished 8-9 overall, 8-8 in MVC.

## 1922-23

Overall Record: 6-12  
Conference: 5-11 in Missouri Valley (6th)  
Home: 2-7 (1-7) Away: 4-5 (4-4)  
Coach: Owen A. Frank

A	1/5	Kansas.....	L	20	30
A	1/6	Kansas State.....	W	21	15
H		Drake.....	L	18	30
H		Oklahoma.....	W	25	19
H	1/22	Missouri.....	L	18	33
A	1/25	Drake.....	L	25	36
A	1/26	Iowa State.....	W	21	15
A	1/27	Grinnell.....	W	20	13
H		Grinnell.....	L	17	32
H	2/3	Iowa State.....	L	17	21
A		Oklahoma.....	L	25	31
H	2/12	Kansas.....	L	15	36
H		Kansas State.....	L	14	17
H		Washington (Mo.).....	L	32	34
A	2/24	Missouri.....	L	22	39
A		Washington (Mo.).....	W	24	22
H		Nebraska Wesleyan.....	W	24	22
A		Creighton.....	L	24	46

Season Note: Final season for Coach Owen A. Frank.

## 1923-24

Overall Record: 11-7  
Conference: 10-6 in Missouri Valley (3rd)  
Home: 8-2 (7-2) Away: 3-5 (3-4)  
Coach: W.E. Kline

A		Kansas City A.C.....	L	18	27
H	1/5	Missouri.....	W	24	18
H		Oklahoma.....	W	35	21
H		Kansas State.....	W	27	14
A	1/17	Kansas State.....	L	23	26
A	1/18	Kansas.....	L	18	19
A		Oklahoma.....	L	20	32
H	1/26	Kansas.....	L	10	13
H		Creighton.....	W	25	21
A		Drake.....	L	15	19
A		Grinnell.....	W	32	19
A	2/8	Missouri.....	W	31	11
A	2/9	Washington (Mo.).....	W	32	18
H		Grinnell.....	W	32	18
H		Washington (Mo.).....	W	38	17
A	2/27	Iowa State.....	W	18	16
H	3/3	Iowa State.....	W	27	14
H		Drake.....	L	12	25

Season Note: Nebraska finished 11-7 in Coach W.E. Kline's rookie season.

## 1924-25

Overall Record: 12-5  
Conference: 11-5 in Missouri Valley (2nd)  
Home: 6-2 (6-2) Away: 6-3 (5-3)  
Coach: W.E. Kline

A	1/9	Kansas State.....	W	23	11
A	1/10	Oklahoma.....	W	23	18
H	1/17	Drake.....	W	20	8
H	1/31	Kansas.....	L	20	25
H	2/7	Oklahoma.....	W	31	17
H	2/9	Grinnell.....	W	35	27
H	2/13	Kansas State.....	W	32	20
A	2/17	Kansas.....	L	20	28
A	2/20	Washington (Mo.).....	W	24	20
A	2/21	Missouri.....	W	25	20
H	2/24	Iowa State.....	W	37	17
H	2/27	Missouri.....	W	24	21
A	2/28	Creighton.....	W	15	11
A	3/2	Drake.....	L	10	18
A	3/3	Grinnell.....	L	21	36
A	3/4	Iowa State.....	W	28	13
H	3/5	Washington (Mo.).....	L	16	36

Season Notes: In second and final season under Coach W.E. Kline, Huskers finished second to Kansas in Missouri Valley Conference race...Orr Goodson and Mutt Volz were first-team all-conference picks, first time a Husker player had been so honored since 1918-19 season; first time two NU players landed spot on first unit since 1912-13.

**1925-26**

Overall Record: 8-10

Conference: 7-7 in Missouri Valley (5th)

Home: 4-5 (4-3) Away: 4-5 (3-4)

Coach: Ernest Bearg

H	12/18	South Dakota.....	L	19	20
A	1/2	Kansas City A.C.....	L	20	36
A	1/9	Creighton.....	W	20	15
H	1/16	Grinnell.....	W	24	14
H	1/23	Iowa State.....	W	18	13
A	1/30	Grinnell.....	W	39	18
A	2/1	Iowa State.....	W	27	12
A	2/2	Drake.....	W	23	21
H	2/6	Kansas.....	L	14	25
A	2/9	Kansas State.....	L	26	41
H	2/15	Creighton.....	L	11	15
H	2/16	Kansas State.....	L	21	28
H	2/19	Missouri.....	L	24	26
H	2/20	Washington (Mo.).....	W	26	20
A	2/27	Kansas.....	L	17	30
H	3/1	Drake.....	W	22	21
A	3/5	Missouri.....	L	22	24
A	3/6	Washington (Mo.).....	L	14	22

Season Notes: In only season under Coach Ernest Bearg, Huskers finished 8-10...after playing in Grant Hall since 1897, NU dropped first-ever game in NU Coliseum to Kansas, 25-14.

**1926-27**

Overall Record: 12-6

Conference: 7-5 in Missouri Valley (4th)

Home: 7-2 (4-2) Away: 5-4 (3-3)

Coach: Charles T. Black

A		Hillyard's.....	L	20	36
A		Kansas State.....	L	23	34
A		Washington (Mo.).....	W	37	20
A	1/15	Missouri.....	W	35	23
A	1/19	Kansas.....	W	27	24
H		Drake.....	L	34	35
H	1/29	Iowa State.....	W	35	19
A		Oklahoma.....	W	37	29
A		Oklahoma State.....	L	24	27
H		Grinnell.....	W	30	22
H		Kansas State.....	W	26	24
H	2/14	Missouri.....	W	27	22
H		Oklahoma.....	W	36	26
H		Washington (Mo.).....	W	41	24
H	2/26	Kansas.....	L	25	34
H		Oklahoma State.....	W	35	25
A	3/3	Iowa State.....	L	24	26
A	3/4	Drake.....	W	46	32

Season Notes: In first season under Coach Charles T. Black, a former Kansas All-American, Huskers finished 12-6 and 7-5 in Missouri Valley, good for fourth place...Clark Smatha earned first-team All-Missouri Valley Conference honors.

**1927-28**

Overall Record: 7-11

Conference: 7-11 in Missouri Valley (t-7th)

Home: 5-4 (5-4) Away: 2-7 (2-7)

Coach: Charles T. Black

A	12/16	Washington (Mo.).....	L	27	28
A	12/17	Missouri.....	L	15	36
H	1/7	Missouri.....	W	36	26
H	1/9	Washington (Mo.).....	L	19	30
A	1/14	Drake.....	L	28	32
H	1/21	Kansas State.....	L	24	29
H	1/28	Iowa State.....	W	37	26
H	2/4	Oklahoma State.....	L	21	32
A	2/9	Iowa State.....	W	32	26
A	2/10	Grinnell.....	W	35	22
H	2/14	Drake.....	W	34	27
A	2/17	Kansas.....	L	27	33
A	2/18	Kansas State.....	L	22	28
H	2/24	Kansas.....	W	32	28
H	2/25	Oklahoma.....	L	36	38
H	2/28	Grinnell.....	W	35	16
A	3/3	Oklahoma.....	L	28	43
A	3/5	Oklahoma State.....	L	43	47

Season Notes: Entire schedule was played against conference opponents...NU was 7-9 with two games

left, but lost bid for .500 with losses at Oklahoma and Oklahoma State to end season.

**1928-29**

Overall Record: 11-5

Conference: 5-5 in Big Six (3rd)

Home: 6-2 (3-2) Away: 5-3 (2-3)

Coach: Charles T. Black

H	12/20	South Dakota.....	W	36	25
A	1/4	Colorado College.....	W	32	24
A	1/5	Colorado College.....	W	48	26
H	1/12	Missouri.....	L	25	30
H	1/15	South Dakota.....	W	46	28
H	1/19	Kansas.....	W	30	29
A	1/24	Kansas State.....	L	21	30
A	1/26	Oklahoma.....	L	20	29
H	2/2	Iowa State.....	W	45	39
A	2/7	Kansas.....	W	37	31
H	2/11	Oklahoma.....	L	34	39
H	2/16	Drake.....	W	37	24
A	2/22	Iowa State.....	L	33	37
A	2/23	Drake.....	W	33	26
A	2/25	Missouri.....	W	39	33
H	3/2	Kansas State.....	W	62	45

Season Notes: After being affiliated with the Missouri Valley Conference since 1907-08, Nebraska, Missouri, Kansas, Kansas State, Iowa State and Oklahoma formed the Big Six...second winning season in three years for Coach Charles T. Black.

**1929-30**

Overall Record: 9-9

Conference: 6-4 in Big Six (3rd)

Home: 6-3 (3-2) Away: 3-6 (3-2)

Coach: Charles T. Black

A	12/28	Saint Louis.....	L	27	37
A	12/30	Butler.....	L	26	38
A	1/2	West Virginia.....	L	19	45
A	1/4	Pittsburgh.....	L	27	34
A	1/10	Kansas State.....	W	41	39
H	1/11	Montana State.....	L	30	61
H	1/14	South Dakota State.....	W	29	27
A	1/18	Missouri.....	L	21	27
H	1/20	Oklahoma.....	W	35	20
A	1/22	Iowa State.....	W	32	22
H	1/25	Iowa.....	W	41	26
H	2/1	Kansas State.....	L	42	46
A	2/8	Oklahoma.....	W	47	37
A	2/10	Kansas.....	L	20	27
H	2/12	Saint Louis.....	W	45	43
H	2/15	Missouri.....	W	34	31
H	2/22	Iowa State.....	W	52	50
H	3/1	Kansas.....	L	35	36

Season Notes: Nebraska led Big Six in scoring at 34.9 points per game...Don Maclay was first-team All-Big Six center...NU finished two games back of league champion Missouri.

**1930-31**

Overall Record: 9-9

Conference: 6-4 in Big Six (2nd)

Home: 5-4 (3-2) Away: 4-5 (3-2)

Coach: Charles T. Black

A	12/13	South Dakota.....	W	18	17
H	12/19	Pittsburgh.....	L	22	23
A	12/27	Washington.....	L	38	41
A	12/29	Washington.....	L	24	27
A	12/30	Washington.....	L	32	38
H	1/5	Brigham Young.....	L	44	55
H	1/10	Missouri.....	W	42	32
A	1/17	Oklahoma.....	W	36	30
A	1/19	Kansas (OT).....	W	31	30
H	1/24	Drake.....	W	30	25
H	1/31	Iowa State.....	W	31	19
H	2/2	Butler.....	W	32	14
A	2/7	Missouri.....	L	20	33
A	2/9	Kansas State.....	W	37	31
H	2/14	Kansas.....	L	29	34
A	2/16	Iowa State.....	L	28	42
H	2/24	Kansas State.....	L	30	32
H	2/28	Oklahoma.....	W	41	30

Season Notes: Nebraska's second-place finish in Big Six race was its best since 1924-25 campaign...Huskers

finished one game back of first-place Kansas...center Don Maclay earned All-America honors...Steve Hokuf earned first-team All-Big Six honors as a guard.

**1931-32**

Overall Record: 3-17

Conference: 2-8 in Big Six (6th)

Home: 1-9 (1-4) Away: 2-8 (1-4)

Coach: Charles T. Black

H	12/12	South Dakota.....	L	36	41
H	12/17	Brigham Young.....	L	27	31
A	12/19	Iowa.....	L	29	34
A	12/28	Wisconsin-Superior.....	L	34	36
A	12/29	Minnesota.....	L	24	32
H	1/4	Carleton.....	L	30	40
A	1/8	Iowa State.....	W	28	24
A	1/9	Drake.....	W	33	19
H	1/12	Kansas.....	L	31	34
A	1/16	Missouri.....	L	18	30
A	1/18	Kansas State.....	L	20	32
H	1/23	Oklahoma.....	L	34	37
H	2/1	Iowa State.....	L	32	33
H	2/6	Kansas State.....	W	32	26
H	2/10	Saint Louis.....	L	28	31
A	2/13	Oklahoma.....	L	32	46
A	2/15	Kansas.....	L	19	51
H	2/26	Missouri.....	L	28	32
A	3/4	Creighton.....	L	18	47
H	3/7	Creighton.....	L	26	28

Season Notes: Three wins were fewest for Huskers since 1900-01 season...last year of NU-Creighton series until 1977-78 campaign...final season for Coach Charles T. Black.

**1932-33**

Overall Record: 3-13

Conference: 2-8 in Big Six (t-5th)

Home: 2-7 (1-4) Away: 1-6 (1-4)

Coach: William H. Browne

H	12/16	Arkansas.....	L	24	41
A	12/22	Carleton.....	L	19	23
A	12/23	Minnesota.....	L	25	27
H	1/2	Minnesota.....	L	22	32
H	1/3	Stanford.....	L	17	21
A	1/6	Kansas.....	L	29	32
A	1/7	Missouri.....	L	33	37
H	1/14	Kansas State.....	W	31	25
H	1/30	Iowa State.....	L	25	30
H	2/4	Kansas.....	L	20	34
A	2/11	Oklahoma.....	L	35	39
A	2/13	Kansas State.....	L	30	36
H	2/18	South Dakota.....	W	34	25
H	2/25	Missouri.....	L	31	39
A	2/28	Iowa State.....	W	43	16
H	3/4	Oklahoma.....	L	27	38

Season Notes: Huskers finished with three wins for second consecutive season...debut for Coach William H. Browne...Steve Hokuf was first-team All-Big Six pick and earned All-America honors.

**1933-34**

Overall Record: 7-11

Conference: 5-5 in Big Six (4th)

Home: 5-2 (4-1) Away: 2-9 (1-4)

Coach: William H. Browne

A	12/20	Marquette.....	L	22	25
A	12/21	Northwestern.....	L	22	35
A	12/22	DePaul.....	L	13	33
A	12/29	North Dakota.....	L	22	50
A	12/30	North Dakota State.....	W	32	29
A	1/1	Minnesota.....	L	16	32
A	1/5	Iowa State (OT).....	W	37	31
H	1/9	Kansas.....	W	24	21
A	1/13	Missouri.....	L	26	36
A	1/15	Kansas State.....	L	24	25
H	1/20	Wyoming.....	L	24	33
H	1/27	Oklahoma.....	L	36	44
H	2/3	Kansas State.....	W	38	31
H	2/9	Missouri.....	W	34	27
A	2/17	Oklahoma.....	L	23	53
A	2/19	Kansas.....	L	24	25
H	2/24	Iowa State.....	W	26	21

H 3/3 Saint Louis..... W 29 25  
 Season Note: Nebraska lost four straight to open the season, then went 7-7 over last 14 games.

**1934-35**

Overall Record: 6-12

Conference: 3-7 in Big Six (5th)

Home: 6-4 (3-2) Away: 0-8 (0-5)

Coach: William H. Browne

A	12/15	Wyoming.....	L	23	26
H	12/20	Iowa.....	L	24	31
H	12/22	North Dakota.....	W	34	21
H	12/29	Minnesota.....	W	26	24
H	1/2	Stanford.....	L	31	34
A	1/4	Millikin.....	L	35	36
A	1/5	Saint Louis.....	L	28	30
H	1/12	Iowa State.....	W	32	31
A	1/19	Missouri.....	L	31	32
A	1/21	Kansas State.....	L	41	47
H	1/26	Denver.....	W	34	22
H	2/4	Missouri.....	L	21	23
A	2/9	Oklahoma.....	L	32	38
A	2/11	Kansas.....	L	21	32
H	2/15	Kansas.....	L	24	32
H	2/18	Oklahoma.....	W	32	24
A	2/23	Iowa State.....	L	14	22
H	3/2	Kansas State.....	W	28	21

Season Note: NU won Big Six opener, then dropped six straight in conference play and finished with fourth consecutive losing record.

**1935-36**


Overall Record: 13-8

Conference: 7-3 in Big Six (2nd)

Home: 7-1 (4-1) Away: 6-7 (3-2)

Coach: William H. Browne

H	12/17	Brigham Young.....	W	53	34
A	12/20	Minnesota.....	W	41	24
A	12/27	Wyoming.....	W	46	42
A	12				



Elmer Dohrmann is the all-time leading letterwinner at Nebraska, earning 11 letters, including three each in football, basketball and baseball and two in track. He played basketball at Nebraska from 1936 to 1938, helping the Huskers to a conference title in 1936-37.

A	1/30	Kansas State	.....	W	41	38
A	2/2	Kansas	.....	L	22	27
A	2/12	Oklahoma	.....	W	33	29
H	2/15	Kansas State	.....	W	40	37
H	2/19	Missouri	.....	W	50	21
H	2/27	Kansas	.....	W	37	32
A	3/3	Iowa State	.....	W	48	31

Season Notes: Nebraska closed season with five straight wins to earn a share of Big Six title for first time since 1915-16...Robert Parsons was first-team All-Big Six pick and earned All-America honors...NU had consecutive double-digit win total for first time in more than a decade.

### 1937-38

Overall Record: 9-11  
 Conference: 4-6 in Big Six (t-3rd)  
 Home: 7-3 (3-2) Away: 2-8 (1-4)  
 Coach: William H. Browne

A	12/11	Ohio State	.....	L	31	42
H	12/17	South Dakota	.....	W	44	28
A	12/20	Minnesota	.....	L	28	33
A	12/23	Indiana	.....	L	42	43
A	12/28	Detroit	.....	L	33	34
A	12/30	Bradley	.....	L	30	50
A	1/1	Niagara	.....	W	43	37
H	1/7	California	.....	W	38	32
H	1/10	Colorado	.....	W	29	18
H	1/14	Missouri	.....	L	18	27
H	1/22	Kansas State	.....	W	46	32
A	1/29	Iowa State	.....	W	35	32
A	2/2	Kansas	.....	L	33	48
A	2/5	Oklahoma	.....	L	48	50
H	2/9	Oklahoma	.....	W	52	42
A	2/12	Missouri	.....	L	30	38
H	2/14	Iowa State	.....	W	50	23
H	2/19	Loyola (Ill.)	.....	W	39	38
A	2/21	Kansas State	.....	L	29	41
H	2/26	Kansas	.....	L	47	50

Season Note: Robert Parsons was first-team All-Big Six pick for second straight season.

### 1938-39

Overall Record: 7-13  
 Conference: 3-7 in Big Six (5th)  
 Home: 5-5 (3-2) Away: 2-8 (0-5)  
 Coach: William H. Browne

H	12/10	South Dakota	.....	W	44	30
H	12/17	Bradley	.....	L	24	39
H	12/21	Minnesota	.....	L	37	66
H	12/23	Wyoming	.....	W	38	30
A	12/26	California	.....	W	46	43
A	12/27	California	.....	L	30	58
A	12/29	UCLA	.....	W	35	30
A	12/30	UCLA	.....	L	40	42
A	1/3	Stanford	.....	L	47	56
H	1/14	Kansas	.....	W	48	37
A	1/17	Kansas State	.....	L	38	43
A	1/21	Missouri	.....	L	41	54
A	1/28	Oklahoma	.....	L	39	56
H	1/30	Iowa State	.....	W	51	44
H	2/8	Kansas State	.....	W	42	34
A	2/14	Kansas	.....	L	46	49
H	2/18	Missouri	.....	L	36	46
H	2/24	DePaul	.....	L	33	37
A	2/27	Iowa State	.....	L	28	41
H	3/4	Oklahoma	.....	L	45	53

Season Notes: NU ended season with five straight losses; recorded second consecutive losing season...Oklahoma, a team that swept the Huskers, represented the Big Six in first NCAA Tournament.

### 1939-40

Overall Record: 6-12  
 Conference: 2-8 in Big Six (t-4th)  
 Home: 5-6 (2-3) Away: 1-6 (0-5)  
 Coach: William H. Browne

H	12/9	South Dakota	.....	W	39	15
H	12/15	Indiana	.....	L	39	49
H	12/20	Stanford	.....	W	48	47
A	12/23	Minnesota	.....	L	37	61
H	12/27	Utah	.....	L	40	63
A	12/30	Wisconsin	.....	W	53	43
H	1/2	Detroit	.....	L	46	47
H	1/6	California	.....	W	46	32
H	1/8	Iowa State	.....	W	44	28
A	1/13	Missouri	.....	L	33	46
A	1/19	Kansas State	.....	L	25	32
A	1/23	Kansas	.....	L	24	40

H	1/27	Oklahoma	.....	L	41	56
H	2/3	Missouri	.....	L	40	41
A	2/9	Oklahoma	.....	L	28	45
H	2/13	Kansas State	.....	W	61	28
A	2/17	Iowa State	.....	L	33	40
H	2/24	Kansas	.....	L	41	48

Season Notes: Nebraska dropped eight of last nine games to spoil Coach W.H. Browne's final season... Huskers dropped 10-point decision to eventual national champion Indiana at Lincoln in second game of season.

### 1940-41

Overall Record: 8-10  
 Conference: 6-4 in Big Six (3rd)  
 Home: 5-4 (3-2) Away: 3-6 (3-2)  
 Coach: A.J. Lewandowski

A	12/6	South Dakota	.....	L	39	40
H	12/14	Marquette	.....	W	35	20
H	12/18	Kentucky	.....	W	40	39
H	12/21	Minnesota	.....	L	36	43
A	12/26	California	.....	L	24	30
A	12/27	Stanford	.....	L	46	57
A	12/30	Oregon State	.....	L	38	61
H	1/4	Wisconsin	.....	L	31	46
H	1/7	Kansas State	.....	W	33	23
H	1/10	Oklahoma	.....	L	29	40
A	1/17	Kansas State	.....	L	32	35
H	1/20	Missouri	.....	W	40	29
A	1/25	Iowa State	.....	W	38	35
H	2/1	Iowa State	.....	W	41	36
A	2/10	Kansas	.....	L	38	44
A	2/15	Missouri	.....	W	38	36
A	2/22	Oklahoma	.....	W	43	42
H	3/1	Kansas	.....	L	53	55

Season Notes: Two-point loss to Kansas in season finale kept Nebraska from .500 record for first time since 1936-37 season...Sid Held and Don Fritz earned first-team All-Big Six honors...first season of five-year tenure for Coach A.J. Lewandowski...for second straight year, NU lost game to eventual national champion (Wisconsin) in non-league play.

### 1941-42

Overall Record: 6-13  
 Conference: 4-6 in Big Six (4th)  
 Home: 4-4 (3-2) Away: 2-9 (1-4)  
 Coach: A.J. Lewandowski

H	12/12	South Dakota	.....	W	48	28
A	12/15	Indiana	.....	L	29	56
A	12/16	Kentucky	.....	L	27	42
H	12/20	UCLA	.....	L	36	42
H	12/22	Oregon	.....	L	42	49
A	12/27	Minnesota	.....	L	32	56
A	12/29	Detroit	.....	L	29	33
A	12/30	Iowa	.....	W	41	34
H	1/6	Kansas State	.....	W	44	38
H	1/12	Missouri	.....	W	51	45
A	1/17	Kansas	.....	L	32	51
H	1/24	Great Lakes	.....	L	40	50
A	1/31	Iowa State	.....	L	33	39
A	2/2	Kansas State	.....	L	35	38
H	2/7	Iowa State	.....	W	39	31
A	2/14	Kansas	.....	L	30	58
A	2/16	Oklahoma	.....	L	29	37
H	2/21	Oklahoma	.....	L	41	46
A	2/28	Missouri	.....	W	41	40

Season Note: After 2-0 Big Six start, NU lost four straight and seven of last nine games to finish with sub-.500 record for fifth straight season.

### 1942-43

Overall Record: 6-10  
 Conference: 5-5 in Big Six (t-3rd)  
 Home: 4-4 (3-2) Away: 2-6 (2-3)  
 Coach: A.J. Lewandowski

A	12/7	South Dakota	.....	L	30	40
A	12/12	Illinois	.....	L	27	69
H	12/19	Iowa	.....	W	52	43
H	12/30	Indiana	.....	L	39	40
A	1/5	Kansas State	.....	W	41	32
A	1/16	Missouri	.....	W	39	36
A	1/18	Iowa State	.....	L	38	50
H	1/21	Gardner Naval	.....	L	37	52

H	1/30	Oklahoma	.....	L	32	56
KC	2/6	Gardner Naval	.....	L	37	43
H	2/13	Kansas	.....	L	24	56
H	2/17	Kansas State (OT)	.....	W	50	47
H	2/20	Missouri	.....	W	56	50
A	2/23	Kansas	.....	L	33	52
H	2/27	Iowa State	.....	W	51	36
A	3/1	Oklahoma	.....	L	48	65

Season Notes: Huskers swept Missouri third straight season...also swept Kansas State for first time in seven seasons.

### 1943-44

Overall Record: 2-13 Conference: 1-9 in Big Six (t-5th)  
 Home: 2-5 (1-4) Away: 0-8 (0-5)  
 Coach: A.J. Lewandowski

A	12/10	Iowa	.....	L	33	50
A	12/11	DePaul	.....	L	15	55
A	12/13	Minnesota	.....	L	21	40
H	12/18	South Dakota	.....	W	41	31
A	1/8	Iowa State	.....	L	24	56
A	1/15	Kansas	.....	L	27	51
A	1/17	Oklahoma	.....	L	35	45
H	1/22	Minnesota	.....	L	32	45
H	2/1	Kansas State	.....	W	54	47
H	2/5	Missouri (OT)	.....	L	32	36
A	2/12	Missouri	.....	L	29	44
A	2/14	Iowa State	.....	L	35	58
H	2/19	Kansas	.....	L	47	56
H	2/26	Oklahoma	.....	L	32	43
A	2/29	Kansas State	.....	L	37	40

Season Notes: Fewest wins in season for Huskers since 1897-98 campaign...Nebraska failed to win road game for first time in eight years.

### 1944-45

Overall Record: 2-17 Conference: 1-9 in Big Six (6th)  
 Home: 2-7 (1-4) Away: 0-10 (0-5)  
 Coach: A.J. Lewandowski


H	12/16	Iowa	.....	L	45	61
H	12/22	Minnesota	.....	L	54	55
KC	12/23	Kansas State	.....	L	46	49
H	12/27	Pentahlon	.....	W	54	40
A	12/29	Illinois	.....	L	39	71
A	12/30	Indiana	.....	L	42	65
H	1/3	Oklahoma	.....	L	37	44
A	1/8	Iowa State	.....	L	38	50
A	1/12	Kansas	.....	L	33	48
A	1/13	Oklahoma*	.....	L	45	48
A	1/15	NATTC**	.....	L	34	57
A	1/20	Kansas State	.....	L	48	70
H	1/30	Navy Pre-Flight	.....	L	42	62
H	2/3	Missouri	.....	L	41	47
H	2/10	Kansas	.....	W	59	45
A	2/17	Missouri (2OT)	.....	L	54	55
A	2/19	Iowa State	.....	L	45	47
A	2/20	Navy Pre-Flight***	.....	L	41	55
H	2/24	Kansas State	.....	L	47	55

\*at Oklahoma City, Okla.; \*\*at Norman, Okla.; \*\*\*at Iowa City, Iowa  
 Season Notes: Final season for Coach A.J. Lewandowski... Huskers lost 10 straight from Dec. 27 through Feb. 3, ended streak with 14-point homecourt win over Kansas, then lost final four games of season.

### 1945-46

Overall Record: 7-13  
 Conference: 3-7 in Big Six (t-4th)  
 Home: 5-4 (2-3) Away: 2-9 (1-4)  
 Coach: L.F. Klein

A	12/8	Minnesota	.....	L	30	55
H	12/11	South Dakota	.....	W	52	29
KC	12/14	Missouri	.....	L	54	63
KC	12/15	Kansas State	.....	W	62	47
A	12/17	Iowa	.....	L	35	61
H	12/20	Illinois	.....	L	51	62
H	12/28	Oregon State	.....	W	48	40
A	12/29	Bradley	.....	L	33	53
A	12/31	Marquette	.....	L	36	49
H	1/2	Kansas State	.....	W	44	37
A	1/7	Oklahoma	.....	L	48	70
H	1/11	Kansas	.....	L	45	56



Before starting with the New York Yankees, Bob Cerv lettered for the NU cagers from 1947 to 1950, one of seven athletes in NU history to earn eight or more monograms.

A	1/14	Iowa State.....	L	39	57
A	1/18	Missouri.....	W	44	42
H	2/1	South Dakota State.....	W	52	50
H	2/8	Iowa State.....	L	45	57
H	2/11	Oklahoma.....	L	44	51
A	2/15	Kansas.....	L	30	72
H	2/25	Missouri.....	W	42	39
A	2/28	Kansas State.....	L	49	54

Season Note: L.F. Klein replaced A.J. Lewandowski as NU head coach and guided Huskers to 7-13 record in only season on bench.

**1946-47**

Overall Record: 10-14  
Conference: 3-7 in Big Six (t-5th)  
Home: 7-4 (3-2) Away: 3-10 (0-5)  
Coach: Harry Good

H	12/4	South Dakota.....	W	68	37
H	12/7	Ottumwa Navy.....	W	65	45
H	12/9	Drake.....	W	48	44
Big Six Holiday Tournament					
KC	12/12	Arkansas.....	L	46	57
KC	12/13	Iowa State.....	W	54	51
KC	12/14	Oklahoma.....	L	52	63
H	12/17	St. Mary's (Calif.).....	L	54	58
H	12/23	Minnesota.....	L	58	66
A	12/28	Illinois.....	L	37	72
A	12/30	Louisville.....	L	53	68
A	12/31	Western Kentucky.....	L	56	74
A	1/4	Kansas State.....	L	54	63
H	1/6	Oklahoma.....	W	44	41
H	1/14	Kansas.....	W	48	46
A	1/18	Missouri.....	L	41	47
A	1/20	Iowa State.....	L	44	61
A	1/31	Drake.....	W	65	44
A	2/1	Ottumwa Navy.....	W	72	53
H	2/4	South Dakota State.....	W	53	34
H	2/10	Iowa State.....	L	54	56
A	2/15	Kansas.....	L	37	69
A	2/17	Oklahoma.....	L	49	63
H	2/22	Missouri.....	L	49	60
H	2/27	Kansas State.....	W	54	50

Season Notes: NU was 9-10 with five games to go, but

lost four of last five games to end 10-14...Harry Good became the NU head coach after several seasons at the University of Indiana...first year of league-sponsored Holiday Tournament at Kansas City, Mo., an event that lasted through 1978-79.

**1947-48**

Overall Record: 11-13  
Conference: 5-7 in Big Seven (5th)  
Home: 6-4 (3-3) Away: 5-9 (2-4)  
Coach: Harry Good

H	12/8	Purdue.....	L	56	60
A	12/13	Minnesota.....	L	59	63
H	12/16	South Dakota.....	W	65	38
Big Seven Holiday Tournament					
KC	12/18	Missouri.....	W	46	44
KC	12/19	Oklahoma State.....	L	46	47
KC	12/20	Kansas (OT).....	L	60	64
H	12/23	Colorado State.....	W	67	47
A	12/27	Stanford*.....	W	51	47
A	12/29	San Jose State.....	L	38	39
A	12/30	Nevada-Reno.....	L	58	63
A	1/2	Northern Colorado.....	W	58	54
A	1/6	Iowa State.....	L	44	55
H	1/12	Missouri.....	L	54	66
A	1/17	Colorado.....	W	59	55
H	1/31	Kansas State.....	L	45	64
H	2/3	South Dakota State.....	W	66	56
A	2/7	Kansas.....	W	61	57
A	2/9	Oklahoma.....	L	57	79
A	2/14	Missouri.....	L	41	47
H	2/21	Iowa State.....	W	62	57
H	2/25	Colorado.....	W	58	53
A	2/27	Kansas State.....	L	49	56
H	3/1	Oklahoma.....	L	74	81
H	3/6	Kansas.....	W	70	64

\*San Francisco, Calif.  
Season Notes: Claude Retherford led team in scoring, tallied school single-season record 244 points...Huskers were 10-11 going into final three games of season and had shot at first winning season since 1935-36, but dropped two of those games for 11th straight losing season...Colorado joined Big Six and the league changed

its name to the Big Seven...NU led Big Seven in scoring at 55.9 points per game for all games.

**1948-49**

Overall Record: 16-10  
Conference: 9-3 in Big Seven (t-1st)  
Home: 9-2 (5-1) Away: 7-8 (4-2)  
Coach: Harry Good

H	12/1	NW Missouri State.....	W	59	39
H	12/6	Minnesota.....	L	52	61
H	12/11	Northern Iowa.....	W	63	52
A	12/17	Purdue.....	L	47	64
A	12/18	Cincinnati.....	L	46	64
A	12/20	Duquesne.....	L	49	55
A	12/21	Western Reserve.....	W	83	80
Big Seven Holiday Tournament					
KC	12/28	Kansas State.....	L	34	48
KC	12/29	Missouri.....	L	50	52
KC	12/30	Harvard.....	W	56	54
H	1/8	Kansas.....	W	52	34
H	1/11	Washington (Mo.).....	W	48	45
H	1/15	Iowa State.....	W	71	50
H	1/29	South Dakota.....	W	72	50
H	1/31	Kansas State.....	W	70	48
H	2/5	Colorado.....	W	45	43
A	2/12	Kansas.....	W	49	39
A	2/14	Oklahoma.....	L	45	47
A	2/19	Iowa State.....	W	44	41
H	2/21	Missouri.....	W	47	46
A	2/26	Colorado.....	W	56	45
A	3/1	Kansas State.....	L	28	53
H	3/5	Oklahoma.....	L	49	56
A	3/7	Missouri.....	W	52	48

Big Seven Playoff  
KC 3/14 Oklahoma..... W 57 56  
NCAA District Tournament  
KC 3/16 Oklahoma State (2)..... L 35 52  
Season Notes: Cornhuskers tied Oklahoma for first-place in league, beat Sooners in league playoff for spot in NCAA District Tournament...first NU title on hardwood since 1936-37 season...Claude Retherford led team in scoring for third straight year, finished with then-school single-season record 311 points...Retherford was first-team All-Big Seven pick, led conference in scoring for league games-only at 12.4 points per game and was conference MVP...Bus Whitehead also earned first-team all-conference honors...for second straight year, NU led league in scoring with 52.3 average.

**1949-50**

Overall Record: 16-7  
Conference: 8-4 in Big Seven (t-1st)  
Home: 12-1 (5-1) Away: 4-6 (3-3)  
Coach: Harry Good

H	12/3	South Dakota State.....	W	61	32
H	12/7	NW Missouri State.....	W	58	39
A	12/12	Bradley (1).....	L	54	64
H	12/14	Northern Iowa.....	W	60	54
H	12/17	Baylor.....	W	69	55
H	12/19	Northern Colorado.....	W	63	43
H	12/23	Idaho.....	W	66	45
Big Seven Holiday Tournament					
KC	12/28	Colorado.....	L	57	67
KC	12/29	Michigan.....	L	65	67
KC	12/30	Iowa State (OT).....	W	85	67
H	1/2	South Dakota.....	W	47	40
H	1/10	Kansas.....	W	57	56
H	1/14	Iowa State.....	W	64	46
A	1/16	Colorado.....	L	59	72
H	1/30	Kansas State (OT, 12).....	W	65	63
H	2/6	Missouri.....	W	50	41
A	2/11	Kansas.....	L	36	49
A	2/13	Oklahoma.....	W	57	55
H	2/18	Colorado.....	W	59	49
A	2/20	Missouri.....	W	55	48
A	2/25	Iowa State (OT).....	W	56	54
H	3/4	16/Oklahoma.....	L	48	64
A	3/11	Kansas State (14).....	L	60	63

Season Notes: Nebraska tied Kansas and Kansas State for Big Seven title; second straight year Huskers earned share of conference crown...NU went into final regular-season game with chance to win crown outright, but dropped three-point decision at Kansas State, forced to settle

for tie with Jayhawks and Wildcats...Huskers finished seventh in Big Seven Holiday tourney, but opened league play 4-1, then after 13-point loss at Kansas, rebounded to win four straight before losing back-to-back games to end season...Bus Whitehead was first-team All-Big Seven performer, led Cornhuskers in scoring and tallied then-single-season record 360 points...NU made first-ever appearance in AP poll at No. 16 the week of Feb. 28.

**1950-51**

Overall Record: 9-14 Conference:  
4-8 in Big Seven (5th)  
Home: 7-2 (4-2) Away: 2-12 (0-6)  
Coach: Harry Good

A	12/2	Minnesota.....	L	41	55
H	12/4	NW Missouri State.....	W	61	39
A	12/8	Washington.....	L	49	54
A	12/9	Washington.....	L	53	71
A	12/11	California*.....	L	59	62
A	12/12	Santa Clara.....	W	53	38
H	12/19	Northern Iowa.....	W	63	55
Big Seven Holiday Tournament					
KC	12/28	Missouri (9).....	W	54	52
KC	12/29	Kansas State.....	L	53	72
KC	12/30	Kansas (10).....	L	47	63
H	1/3	South Dakota.....	W	74	49
A	1/6	Kansas (20).....	L	41	66
H	1/8	Iowa State.....	W	51	49
A	1/15	Colorado.....	L	45	51
A	2/2	Iowa State.....	L	51	67
H	2/5	Kansas State (4).....	L	50	79
H	2/10	Kansas (20).....	L	52	61
A	2/12	Oklahoma.....	L	49	72
H	2/19	Missouri.....	W	54	52
H	2/24	Colorado.....	W	58	45
A	2/26	Kansas State (5).....	L	48	74
H	3/3	Oklahoma.....	W	46	44
A	3/7	Missouri.....	L	57	68

\*San Francisco, Calif.  
Season Notes: After a 1-1 start in league play, NU lost five straight, before winning three of last five league games...Bob Pierce averaged team-high 16.7 points, broke NU single-season scoring mark with 384 points...Jim Buchanan was only other player in double digits.

**1951-52**

Overall Record: 7-17  
Conference: 3-9 in Big Seven (7th)  
Home: 7-4 (3-3) Away: 0-13 (0-6)  
Coach: Harry Good

H	12/1	Northern Iowa.....	W	60	44
H	12/8	Minnesota.....	L	55	63
H	12/11	NW Missouri State.....	W	59	43
H	12/15	Fresno State.....	W	72	48
A	12/19	Southern Methodist.....	L	55	61
A	12/20	Texas Christian (OT).....	L	57	58
A	12/21	Tampa.....	L	76	81
A	12/22	Miami.....	L	60	70
Big Seven Holiday Tournament					
KC	12/27	Kansas State (8).....	L	67	87
KC	12/28	Colorado.....	L	63	68
KC	12/29	Iowa State.....	L	66	75
H	1/5	Colorado.....	W	63	61
A	1/12	Kansas State (7).....	L	36	71
H	1/14	Kansas (1).....	L	66	69
H	1/26	South Dakota.....	W	82	59
A	1/28	Iowa State.....	L	72	78
H	2/2	Missouri.....	L	55	60
H	2/9	Oklahoma.....	W	67	66
A	2/11	Colorado.....	L	65	67
A	2/18	Kansas (9).....	L	52	90
A	2/18	Oklahoma.....	L	59	65
H	2/25	Iowa State.....	W	75	53
H	3/1	Kansas State (3).....	L	60	75
A	3/3	Missouri.....	L	53	68

Season Notes: Huskers posted second straight losing record and finished last in league for first time since 1944-45 campaign...guard Jim Buchanan earned All-America honors and was first-team All-Big Seven pick...Buchanan led Huskers in scoring with 16.7 average.

# N 2019-20 NEBRASKA BASKETBALL

## ALL-TIME RESULTS

### 1952-53

Overall Record: 9-11  
 Conference: 4-8 in Big Seven (6th)  
 Home: 5-4 (2-4) Away: 4-7 (2-4)  
 Coach: Harry Good

H 12/6	South Dakota	W	65	53
A 12/13	Minnesota	L	62	71
H 12/17	Springfield	W	82	73
A 12/20	Bradley	W	73	65

Big Seven Holiday Tournament

KC 12/27	Kansas	L	66	73
KC 12/29	Iowa State	W	83	79
KC 12/30	Colorado	L	53	67
H 1/3	Harvard	W	92	53
A 1/5	Colorado	W	80	65
H 1/12	Kansas	L	59	65
H 1/17	Iowa State	L	60	78
H 1/19	Missouri	W	73	62
H 2/7	Kansas State (5)	W	80	67
H 2/9	Colorado	L	78	86
A 2/14	Kansas (14)	L	58	77
A 2/16	Oklahoma	W	59	53
A 2/21	Missouri	L	59	66
H 2/28	Oklahoma	L	70	78
A 3/2	Iowa State	L	66	93
A 3/10	Kansas State (8)	L	80	108

Season Notes: Huskers were 8-5 at one point, but lost six of final seven games to post third straight losing season...Bill Johnson led team in both scoring (13.9) and rebounding (9.4).

### 1953-54

Overall Record: 8-13  
 Conference: 5-7 in Big Seven (t-4th)  
 Home: 6-3 (4-2) Away: 2-10 (1-5)  
 Coach: Harry Good

A 12/5	Minnesota	L	64	75
H 12/12	Iowa	W	81	70
H 12/15	South Dakota	W	70	53
A 12/19	Oregon State (11)	L	55	83
A 12/21	Oregon	L	68	84
A 12/22	Oregon	L	72	74

Big Seven Holiday Tournament

KC 12/26	Kansas State	W	78	74
KC 12/29	Oklahoma	L	70	86
KC 12/30	Missouri	L	57	72
A 1/4	Iowa State	W	74	60
H 1/9	Oklahoma	W	76	72
H 1/11	Kansas State	W	88	75
H 1/18	Missouri	W	80	72
A 2/6	Kansas State	L	70	91
H 2/8	Colorado	L	67	75
A 2/13	Kansas (20)	L	68	79
A 2/15	Oklahoma	L	68	76
A 2/20	Colorado	L	58	83
H 2/22	Kansas (17)	L	62	67
H 2/27	Iowa State	W	78	65
A 3/1	Missouri	L	67	82

Season Notes: Huskers got off to 3-6 start, opened Big Seven play with four straight wins, but lost six straight and seven of their final eight games to finish 8-13...Bill Johnson led team in both scoring (18.2) and rebounding (11.2) for second straight season...Johnson's scoring average stood as NU record for 13 seasons...Johnson grabbed NU single-game record 26 rebounds in Jan. 4 game at Iowa State.

### 1954-55

Overall Record: 9-12  
 Conference: 6-6 in Big Seven (t-3rd)  
 Home: 7-1 (5-1) Away: 2-11 (1-5)  
 Coach: Jerry Bush

A 12/6	Iowa (4)	L	61	84
H 12/11	South Dakota	W	87	51
A 12/18	Bradley	W	93	68
A 12/20	Alabama (19)	L	76	88
A 12/22	Memphis State	L	79	86

Big Seven Holiday Tournament

KC 12/27	Missouri (7)	L	58	75
KC 12/29	Colorado	L	47	89
KC 12/30	Kansas (16)	L	66	69
H 1/4	Iowa State	W	76	63

A 1/8	Missouri (9)	L	59	67
H 1/11	Kansas State	W	69	59
H 1/15	Kansas	W	66	62
H 1/21	NW Missouri State	W	74	54
A 2/5	Kansas State	L	62	79
H 2/7	Colorado	W	84	77
H 2/12	Oklahoma	W	75	67
H 2/14	Missouri (14)	L	73	76
A 2/19	Kansas	W	68	55
A 2/21	Oklahoma	L	76	78
A 2/26	Iowa State	L	75	82
A 3/5	Colorado	L	66	77

Season Notes: Under the direction of first-year mentor Jerry Bush, the Huskers finished 9-12...Bush, who replaced Harry Good as NU's coach, came to Lincoln after posting a 129-59 record in seven years at Toledo... Huskers were 9-9 after 18 games, but lost last three games to record school's fifth straight losing season... Willard Fagler led team in scoring with 13.6 average, while Rex Ekwall averaged team-high 11.5 rebounds per game.

### 1955-56

Overall Record: 7-16  
 Conference: 3-9 in Big Seven (6th)  
 Home: 5-5 (2-4) Away: 2-11 (1-5)  
 Coach: Jerry Bush

A 12/3	Iowa	L	51	60
H 12/9	Texas Tech (OT)	W	69	63
A 12/10	Michigan	L	71	77
A 12/12	Wichita State	L	46	71
H 12/16	UCLA	W	71	65
A 12/19	Wisconsin	L	52	71
H 12/21	Vanderbilt (8)	L	48	66

Big Seven Holiday Tournament

KC 12/28	Missouri	L	66	71
KC 12/29	Cornell (N.Y.)	W	70	69
KC 12/30	Kansas State	L	51	79
A 1/7	Colorado	L	63	78
H 1/16	Missouri	W	83	77
H 1/21	Colorado	L	50	77
H 2/4	Emporia State	W	72	59
H 2/6	Kansas State	L	52	66
A 2/11	Kansas	L	56	80
A 2/13	Oklahoma (OT)	W	68	61
H 2/18	Iowa State (OT)	L	69	71
A 2/20	Kansas State	L	50	73
H 2/25	Kansas	L	56	60
H 3/3	Oklahoma (OT)	W	64	63
A 3/5	Missouri	L	80	88
A 3/9	Iowa State	L	74	94

Season Notes: Biggest win of season was 71-65 homecourt decision over eventual Pac-8 Conference champion UCLA, the only time an NU team beat a John Wooden-coached Bruin squad...three of NU's seven wins were in overtime...Rex Ekwall led NU in both scoring (14.9) and rebounding (10.7).

### 1956-57

Overall Record: 11-12  
 Conference: 5-7 in Big Seven (t-4th)  
 Home: 7-2 (4-2) Away: 4-10 (1-5)  
 Coach: Jerry Bush

A 11/30	UCLA	L	56	69
A 12/1	UCLA	L	60	78
H 12/3	Iowa	W	67	43
H 12/8	Michigan	W	73	60
H 12/10	Wisconsin	W	53	51
H 12/17	Purdue	W	65	62
A 12/20	Texas Tech	W	67	66
A 12/22	Vanderbilt	L	54	78

Big Seven Holiday Tournament

KC 12/27	Michigan State	L	65	79
KC 12/28	Missouri	W	70	65
KC 12/29	Iowa State (14)	L	69	89
H 1/7	Colorado	W	74	52
A 1/12	Colorado	L	56	60
A 1/19	Missouri	W	84	65
A 2/4	Kansas State	L	53	89
H 2/9	Kansas (2)	L	54	69
A 2/11	Missouri	W	53	49
A 2/16	Iowa State (9)	L	47	59
H 2/18	Kansas State (17)	L	56	81

A 2/23	Kansas (2)	L	60	87
A 2/25	Oklahoma	L	53	55
H 3/6	Oklahoma	W	64	55
H 3/9	Iowa State (17)	W	67	58

Season Notes: After 0-2 start, Huskers won five straight games, with four of those victories against Big Ten schools...NU was 8-6 after Jan. 19 win over Missouri, but dropped five of its next seven games for seventh straight losing season...Rex Ekwall led team in both scoring (13.3) and rebounding (9.3).

### 1957-58

Overall Record: 10-13  
 Conference: 5-7 in Big Seven (t-4th)  
 Home: 9-2 (5-1) Away: 1-11 (0-6)  
 Coach: Jerry Bush

H 12/2	South Dakota State	W	64	52
H 12/5	Wyoming	W	77	66
A 12/7	Michigan	L	57	81
A 12/9	Notre Dame (15)	L	56	69
H 12/14	Purdue	L	61	70
H 12/16	Denver	W	68	63
H 12/19	Ohio	L	61	53
A 12/21	Marquette	L	64	79

Big Seven Holiday Tournament

KC 12/27	Princeton	W	74	64
KC 12/28	Kansas State (3)	L	57	88
KC 12/30	Iowa State (20)	L	51	61
A 1/6	Missouri	L	54	55
A 1/11	Kansas State (4)	L	59	74
H 1/13	Oklahoma (14)	W	57	54
H 1/18	Iowa State	L	52	57
A 2/1	Iowa State	L	63	78
A 2/8	Kansas (2)	L	46	102
A 2/10	Oklahoma (20)	L	39	66
H 2/12	Missouri (OT)	W	67	62
H 2/17	Colorado	W	50	41
H 2/22	Kansas (4)	W	43	41
H 3/3	Kansas State (1)	W	55	48
A 3/8	Colorado	L	52	54

Season Notes: After splitting its first eight games, NU lost eight of its next nine games before winning four of final five games...two of the school's most-memorable wins came late in season...Kansas handed NU its worst loss ever, 102-46, at Lawrence, but Huskers avenged loss by knocking off fourth-ranked Jayhawks in Lincoln, 43-41...NU guard Jimmy Kubacki hit a 15-foot jumper with two seconds left to give the Huskers the win over the Wilt Chamberlain-led Jayhawks...nine days later,

the Huskers shocked No. 4 Kansas State and Omaha native Bob Boozer...K-State went into March 3 game ranked fourth in AP poll, but was No. 1 when the new poll was released on March 4...Wilson Fitzpatrick and Gary Reimers both averaged a team-best 11.5 points per game, while Herschell Turner led team in rebounding with an 8.2 average.

### 1958-59

Overall Record: 12-13  
 Conference: 5-9 in Big Eight (t-5th)  
 Home: 9-3 (4-3) Away: 3-10 (1-6)  
 Coach: Jerry Bush

H 12/1	NW Missouri State	W	85	44
H 12/6	Montana State	W	75	43
H 12/8	Marquette (17)	W	62	60
A 12/13	Minnesota	L	57	78
H 12/15	Texas Tech	W	54	46
A 12/18	Bradley (11)	L	48	85
A 12/20	Michigan State (11)	L	55	80

Big Eight Holiday Tournament

KC 12/27	Oklahoma State	W	55	48
KC 12/29	Colorado	L	50	54
KC 12/30	Oklahoma	W	60	43
A 1/5	Colorado	L	50	57
H 1/10	Oklahoma State	W	47	44
H 1/12	Missouri	W	81	69
H 1/17	Iowa State	W	52	49
H 1/31	Detroit	W	91	77
H 2/2	Kansas State (3)	L	43	50
A 2/7	Oklahoma State	L	39	54
A 2/9	Oklahoma	L	48	54
H 2/14	Kansas	L	55	63
A 2/21	Kansas	L	50	66
H 2/23	Colorado	W	62	61
A 2/28	Iowa State	L	56	59
A 3/2	Missouri	W	81	79
H 3/5	Oklahoma	L	54	65
A 3/9	Kansas State (2)	L	54	76

Season Notes: NU finished with best record in nine-year tenure of Coach Jerry Bush...NU was 12-11 heading into final two games, and needed one win to secure first winning season since 1949-50, but it dropped both games to finish 12-13...Herschell Turner led team in scoring (17.1) and rebounding (9.8)...Turner was first-team All-Big Eight pick and third-team All-America... Turner's scoring average was best for NU player since Bill Johnson's 18.2 mark in 1953-54...Oklahoma State's addition to the league made the Big Seven the Big Eight.



Herschell Turner (left) earned third-team All-America honors under Coach Jerry Bush in 1959. Turner was also a two-time All-Big Eight performer for the Huskers.



**1959-60**

Overall Record: 7-17  
Conference: 4-10 in Big Eight (1-7th)  
Home: 6-5 (4-3) Away: 1-12 (0-7)  
Coach: Jerry Bush

H	12/5	Air Force	W	68	54
H	12/7	Minnesota	W	76	66
H	12/14	Notre Dame	L	62	70
H	12/17	Michigan State (2OT)	L	80	82
A	12/19	Oregon State	L	60	63
N*	12/21	Oregon State	L	65	67
A	12/23	Montana State	L	58	64
Big Eight Holiday Tournament					
KC	12/26	Colorado	L	55	64
KC	12/29	Kansas State	L	63	71
KC	12/30	Missouri	W	78	67
A	1/4	Iowa State	L	53	57
H	1/9	Kansas	L	47	60
A	1/11	Missouri	L	61	69
A	1/16	Colorado (OT)	L	57	62
H	1/30	Colorado	L	54	58
H	2/1	Missouri	W	64	59
A	2/6	Oklahoma State	L	47	52
A	2/8	Oklahoma	L	54	63
H	2/13	Iowa State	W	69	49
H	2/20	Kansas State	W	70	60
H	2/22	Oklahoma	L	49	50
H	2/27	Oklahoma State	W	54	47
A	3/5	Kansas State	L	74	83
A	3/7	Kansas	L	74	79

\*Portland, Ore.  
Season Notes: After a 2-0 start, NU lost seven straight and 12 of its next 13 games and went on to finish 7-17... Herschell Turner was a first-team All-Big Eight performer after leading team in scoring (15.9) and rebounding (8.0) for second straight season...Turner became first 1,000-point scorer in school history with 1,056 points.

**1960-61**

Overall Record: 10-14  
Conference: 4-10 in Big Eight (6th)  
Home: 7-5 (3-4) Away: 3-9 (1-6)  
Coach: Jerry Bush

H	12/1	Northern Iowa	W	78	68
H	12/3	Wichita State	L	63	65
H	12/7	Utah State	W	65	60
H	12/13	Denver	W	77	52
A	12/17	Detroit (3)	L	62	71
A	12/19	Cincinnati	L	60	75
H	12/21	Arizona	W	79	55
Big Eight Holiday Tournament					
KC	12/28	Kansas	L	53	78
KC	12/29	Missouri	W	90	72
KC	12/30	Oklahoma State	W	70	61
H	1/7	Missouri	W	62	48
H	1/9	Colorado (OT)	W	65	61
A	1/14	Colorado*	L	51	66
H	1/21	Iowa State	L	58	66
A	2/4	Oklahoma State	L	47	55
A	2/6	Oklahoma	L	58	69
H	2/11	Kansas	L	33	38
A	2/13	Iowa State	L	62	68
H	2/18	Oklahoma State	L	61	65
H	2/20	Oklahoma	W	83	61
A	2/25	Kansas	W	69	68
H	2/27	Kansas State (8)	L	67	77
A	3/4	Kansas State (7)	L	56	75
A	3/6	Missouri	L	76	97

\*CU won game, but later forfeited  
Season Notes: After back-to-back wins over Oklahoma and Kansas in late February, Huskers stood 10-11 and needed two wins in final three games to secure first winning season since 1949-50, but NU lost all three games to finish 10-14...Tom Russell led NU in both scoring (12.5) and rebounding (9.7).

**1961-62**

Overall Record: 9-16  
Conference: 5-9 in Big Eight (1-5th)  
Home: 5-5 (2-5) Away: 4-11 (3-4)  
Coach: Jerry Bush

A	12/4	Wichita State	L	49	79
H	12/7	Southern Methodist	W	63	60

A	12/9	Air Force	L	49	58
H	12/11	Notre Dame	W	65	61
H	12/16	Ohio	W	81	64
A	12/20	Wyoming	L	70	71
A	12/22	California	L	49	50
A	12/23	Stanford	L	59	72
Big Eight Holiday Tournament					
KC	12/27	Kansas State (5)	L	48	60
KC	12/29	Oklahoma State	W	52	51
KC	12/30	Kansas	L	68	69
A	1/6	Kansas	W	69	67
H	1/10	Oklahoma	W	57	56
H	1/13	Colorado	L	56	58
A	1/20	Iowa State	L	72	84
A	2/3	Kansas State (4)	L	53	72
H	2/5	Oklahoma State	W	57	56
A	2/10	Colorado	L	63	74
H	2/12	Iowa State	L	66	79
A	2/17	Missouri	W	65	63
H	2/21	Kansas	L	70	73
H	2/24	Missouri	L	63	81
A	3/3	Oklahoma State	L	64	65
A	3/5	Oklahoma (OT)	W	71	69
H	3/7	Kansas State (3)	L	60	84

Season Notes: Six losses by three or fewer points gave Huskers 9-16 record rather than 15-10 mark...for second straight season, Tom Russell led NU in both scoring (16.5) and rebounding (8.0)...Russell also ranked seventh nationally in field goal percentage at .560...Russell scored then-school-record 38 points in Huskers' 73-70 homecourt loss to Kansas.

**1962-63**

Overall Record: 6-19  
Conference: 1-13 in Big Eight (8th)  
Home: 4-9 (1-6) Away: 2-10 (0-7)  
Coach: Jerry Bush

A	12/1	Texas Tech	W	68	66
A	12/3	Houston	L	61	68
H	12/8	Air Force	W	43	39
H	12/10	Northern Iowa	W	78	59
H	12/15	Denver	L	54	63
H	12/17	Miami (Ohio)	W	72	69
H	12/21	Southern California	L	49	58
H	12/22	Southern California	L	53	55
Big Eight Holiday Tournament					
KC	12/26	Iowa State	L	68	82
KC	12/28	Colorado	L	47	59
KC	12/29	Oklahoma	W	93	86
H	1/7	Colorado	L	47	75
A	1/12	Kansas State	L	53	66
A	1/19	Kansas	L	53	72
H	2/2	Kansas State	L	60	72
A	2/4	Iowa State	L	69	83
H	2/9	Missouri	L	61	69
H	2/11	Iowa State	L	54	75
A	2/16	Oklahoma State	L	41	51
A	2/18	Oklahoma	L	77	84
H	2/23	Kansas	L	39	45
H	2/25	Oklahoma State	W	49	48
H	3/2	Oklahoma	L	75	77
A	3/4	Colorado	L	51	80
A	3/6	Missouri	L	72	84

Season Notes: After a 4-2 start, NU lost 14 of next 15 games, including 10 straight to open Big Eight Conference play...Huskers avert winless conference record and snap 10-game losing streak with 49-48 win over Oklahoma State late in February...season was last for Coach Jerry Bush, who resigned following the season after nine years at the helm...the 19 losses were most ever in one year for a Husker team...Darryl Petsch led team in scoring with 14.8 average, while Charlie Jones was club's top rebounder (8.2).

**1963-64**

Overall Record: 7-18  
Conference: 5-9 in Big Eight (1-6th)  
Home: 6-5 (4-3) Away: 1-13 (1-6)  
Coach: Joe Cipriano

H	12/2	Wyoming	W	79	72
A	12/6	Michigan (8)	L	55	80
A	12/7	Purdue	L	75	81
H	12/9	Texas Tech	L	60	76



Tom Baack (left) and Stu Lantz (right) gave Nebraska two 1,000-point scorers at the same time. The duo helped the Huskers post a 51-24 record, including a 20-win season in 1965-66.

H	12/14	Houston	L	58	64
A	12/20	Southern California	L	73	79
A	12/21	Southern California	L	64	79
Big Eight Holiday Tournament					
KC	12/26	Kansas State	L	78	100
KC	12/28	Oklahoma	L	66	75
KC	12/30	Colorado	L	58	80
A	1/6	Iowa State	W	55	52
H	1/11	Missouri (OT)	W	74	69
A	1/14	Kansas	L	48	74
H	1/18	Oklahoma City	W	74	65
A	2/1	Missouri	L	60	78
H	2/3	Kansas State (OT)	L	66	73
H	2/8	Oklahoma (2OT)	W	76	69
H	2/10	Oklahoma State	W	54	53
H	2/15	Colorado	L	52	60
A	2/17	Kansas State	L	48	50
H	2/22	Iowa State	W	57	55
H	2/24	Kansas	L	55	64
A	2/29	Oklahoma State	L	45	81
A	3/2	Oklahoma	L	76	82
A	3/9	Colorado	L	73	89

Season Notes: After guiding Idaho to a 22-5 record in 1962-63, Joe Cipriano was tabbed as the Huskers' 22nd basketball coach, replacing Jerry Bush, who resigned after the 1962-63 season...NU scored 79-72 win over Wyoming in Cipriano's debut, then lost nine straight before opening Big Eight play with a 55-52 win at Iowa State...Charlie Jones led NU in scoring (12.9) and rebounding (6.8).

**1964-65**

Overall Record: 10-15  
Conference: 5-9 in Big Eight (1-6th)  
Home: 8-4 (3-4) Away: 2-11 (2-5)  
Coach: Joe Cipriano

A	12/3	Wyoming	L	68	94
H	12/5	Purdue	W	96	85
H	12/7	South Dakota	W	74	63
H	12/12	Michigan (1)	W	74	73
A	12/18	Texas	L	73	77
A	12/20	Texas Tech	L	78	82
H	12/21	California	W	87	80
H	12/22	California	W	63	59
Big Eight Holiday Tournament					
KC	12/28	Colorado	L	52	70
KC	12/29	Oklahoma State	L	61	74
KC	12/30	Iowa State	L	62	69
H	1/4	Kansas	L	56	66

A	1/9	Oklahoma State	L	54	93
A	1/11	Oklahoma	L	82	89
H	1/18	Iowa State	W	88	77
H	1/23	Oklahoma State	L	53	55
A	2/6	Colorado	L	52	62
A	2/9	Kansas State	W	62	57
H	2/13	Colorado	W	66	59
A	2/15	Missouri	L	74	92
A	2/20	Iowa State	W	69	65
A	2/23	Kansas	L	62	71
H	2/27	Oklahoma	W	67	63
A	3/2	Missouri	L	66	84
H	3/8	Kansas State	L	67	79

Season Notes: Fred Hare's buzzer-beater gave Huskers 74-73 homecourt upset win over top-ranked Michigan... Hare led NU in both scoring (15.2 ppg) and rebounding (7.4 rpg)...NU started 5-3, then dropped six straight and nine of its next 10 to assure 15th straight losing season.

**1965-66**

Overall Record: 20-5  
Conference: 12-2 in Big Eight (2nd)  
Home: 11-0 (7-0) Away: 9-5 (5-2)  
Coach: Joe Cipriano

A	12/1	Wisconsin	W	101	88
H	12/7	Oregon State	W	75	63
A	12/10	California	L	71	87
A	12/11	California	W	70	68
H	12/14	Texas	W	75	64
H	12/18	South Dakota	W	77	60
H	12/20	Stanford	W	71	67
Big Eight Holiday Tournament					
KC	12/27	Missouri (OT)	W	69	67
KC	12/29	Oklahoma	W	92	79
KC	12/30	Kansas	L	61	71
A	1/4	Iowa State	W	76	74
H	1/8	Missouri	W	82	60
A	1/15	Kansas State	W	82	75
H	1/18	Kansas (6)	W	83	75
H	1/22	Oklahoma	W	86	78
A	2/5	Oklahoma State (OT)	W	45	41
A	2/7	Oklahoma	W	85	81
A	2/8	9/Oklahoma City (OT)	L	81	85
H	2/12	9/Iowa State	W	81	70
A	2/19	9/Missouri	W	71	53
H	2/21	9/Colorado	W	70	63
A	2/26	8/Kansas (6)	L	73	110

# N 2019-20 NEBRASKA BASKETBALL

## ALL-TIME RESULTS



The 1966-67 Huskers went 16-9 and reach the NIT for the school's first-ever postseason berth.

H	3/1	9/Kansas State.....	W	79	69
A	3/5	Colorado.....	L	88	95
H	3/7	Oklahoma State.....	W	85	64

Season Notes: The frustration of 15 straight losing seasons was wiped out in the Big Red's 20-5 campaign that ended one win short of a share of the school's first league title in some 15 years...NU headed into the final week of conference play tied with Kansas for the league's top spot, but a loss at Colorado ended the Huskers' title hopes...Huskers posted only second 20-win season in school history, first in 45 seasons...NU moved into the wire service polls, was rated as high as eighth and finished 11th in the final United Press International listing...Grant Simmons was first-team All-Big Eight pick and landed a spot on the USBWA District V all-star team...Stuart Lantz finished second in Big Eight sophomore-of-the-year voting to KU standout Jo Jo White...NU topped century mark for first time ever in 101-88 victory at Wisconsin to open season; later made first appearance in Big Eight Holiday Tournament championship game.

### 1966-67

Overall Record: 16-9  
 Conference: 10-4 in Big Eight (t-2nd)  
 Home: 10-1 (6-1) Away: 6-8 (4-3)  
 Coach: Joe Cipriano

H	12/2	Oregon.....	W	79	56
A	12/7	Wyoming.....	L	98	102
H	12/10	Pacific.....	W	90	78
H	12/12	Washington State.....	W	100	75
H	12/13	Washington State.....	W	80	78
Vanderbilt Invitational*					
N	12/16	La Salle*.....	L	76	99
N	12/17	Portland*.....	W	71	69
Big Eight Holiday Tournament					
KC	12/27	Kansas State.....	L	81	98
KC	12/29	Oklahoma State.....	W	73	64
KC	12/30	Colorado.....	L	66	73
A	1/7	Oklahoma State.....	W	67	57
A	1/9	Oklahoma.....	L	87	99
H	1/14	Colorado.....	W	84	80
H	1/26	Oklahoma.....	W	97	78
H	1/28	Missouri.....	W	99	82
A	2/4	Kansas State.....	W	67	59
A	2/7	Kansas (7).....	L	58	84
H	2/11	Iowa State.....	W	94	82
A	2/18	Iowa State.....	W	76	65
H	2/25	Kansas State.....	W	79	71
A	2/28	Missouri.....	W	80	73
H	3/4	Kansas (4).....	L	57	64
H	3/6	Oklahoma State.....	W	88	71
A	3/11	Colorado.....	L	57	64
National Invitation Tournament					
N*	3/13	Marshall.....	L	88	119

\*Nashville, Tenn.; \*New York City, N.Y.  
 Season Notes: The Big Eight preseason favorite, Nebraska finished second in the league race, three games back of first-place Kansas...Huskers landed first National Invitation Tournament bid ever, but dropped a 119-88 decision to Marshall in the first round at

Madison Square Garden...NU posted back-to-back winning seasons for first time since 1948-49 and 1949-50 campaigns...Stuart Lantz earned first-team All-Big Eight recognition and landed a spot on the USBWA District V all-star squad...Tom Baack and Nate Branch were second-team all-league picks...school-record 20-game homecourt win string snapped by Kansas in late February...after season, Coach Cipriano took Huskers on 13-game Latin America tour.

### 1967-68

Overall Record: 15-10  
 Conference: 8-6 in Big Eight (t-3rd)  
 Home: 9-1 (6-1) Away: 6-9 (2-5)  
 Coach: Joe Cipriano

H	12/4	Cal State Fullerton.....	W	111	74
H	12/5	South Dakota.....	W	94	61
A	12/8	Washington State.....	L	70	93
A	12/9	Washington State.....	W	91	76
A	12/11	Hawaii.....	L	74	82
A	12/13	Hawaii.....	L	72	86
A	12/20	Michigan State.....	L	70	74
H	12/23	Wyoming.....	W	82	74
Big Eight Holiday Tournament					
KC	12/28	Oklahoma.....	W	75	65
KC	12/29	Oklahoma State.....	W	48	46
KC	12/30	Kansas State.....	W	66	62
A	1/5	Iowa State.....	L	70	85
A	1/9	Kansas State.....	L	62	78
H	1/13	Missouri.....	W	75	66
H	1/27	Oklahoma.....	W	110	90
H	2/1	Colorado.....	W	87	73
A	2/3	Oklahoma State.....	W	63	62
A	2/5	Oklahoma.....	W	89	83
H	2/10	Kansas State.....	W	92	68
A	2/17	Kansas.....	L	60	71
H	2/19	Oklahoma State.....	W	82	73
A	2/24	Colorado.....	L	73	75
H	2/27	Kansas.....	W	76	69
H	3/1	Iowa State (OT).....	L	92	93
A	3/7	Missouri.....	L	70	91

Season Notes: For the first time ever, NU had two 1,000-point career scorers on the floor at the same time, as Tom Baack and Stuart Lantz reached that plateau during the 1967-68 campaign...Baack finished three-year career with a then-school-record 1,293 points and would later become Husker assistant coach...Lantz logged 1,266 points over his three-year career and was a first-team All-Big Eight pick and a District V all-star as a senior...Lantz was a third-round draft pick of the National Basketball Association's San Diego Rockets and would go on to play eight seasons of pro hoops...Baack was a 10th-round pick of the Detroit Pistons...NU won its first Big Eight Holiday title, scoring wins over Oklahoma, Oklahoma State and Kansas State...Huskers' post third straight .500 or better record, a feat the school hadn't accomplished since a three-year string from 1929 through 1931.

### 1968-69

Overall Record: 12-14  
 Conference: 5-9 in Big Eight (t-6th)  
 Home: 8-3 (4-3) Away: 4-11 (1-6)  
 Coach: Joe Cipriano

H	11/30	Wisconsin.....	W	68	55
A	12/6	Oregon State.....	L	67	79
A	12/7	Oregon.....	W	85	77
H	12/10	Wichita State (30T).....	W	94	92
H	12/14	Augustana (S.D.).....	W	73	56
H	12/16	Michigan State.....	W	73	59
Sun Devil Classic*					
A	12/20	Arizona State*.....	L	76	83
N	12/21	California* (15).....	L	73	86
A	12/23	Arizona.....	L	63	68
Big Eight Holiday Tournament					
KC	12/26	Kansas (8).....	L	56	82
KC	12/28	Oklahoma.....	W	70	47
KC	12/30	Missouri.....	W	76	70
H	1/4	Kansas (5).....	L	52	56
A	1/7	Kansas State.....	L	72	95
A	1/25	Iowa State (OT).....	L	93	99
H	1/27	Oklahoma State.....	L	52	76
H	2/1	Missouri.....	W	87	71
H	2/3	Oklahoma.....	W	90	83
A	2/8	Colorado (20).....	L	81	83
A	2/11	Missouri.....	L	60	79
H	2/15	Iowa State (OT).....	L	74	75
A	2/22	Kansas (16).....	L	73	79
H	2/24	Colorado (18).....	W	79	65
H	3/1	Kansas State.....	W	88	71
A	3/6	Oklahoma State.....	L	63	72
A	3/8	Oklahoma.....	W	70	64

\*Tempe, Ariz.  
 Season Notes: Leroy Chalk led Big Eight in field goal percentage with a .538 mark and grabbed a then-school-record 257 rebounds...another sophomore, Marvin Stewart, led NU in scoring with a 14.6 average...Huskers started Big Eight play 0-4, then went 5-5 in final 10 league games.

### 1969-70

Overall Record: 16-9  
 Conference: 7-7 in Big Eight (t-3rd)  
 Home: 10-1 (6-1) Away: 6-8 (1-6)  
 Coach: Joe Cipriano

H	12/1	California-Irvine.....	W	76	73
A	12/4	Augustana (S.D.).....	W	75	56
A	12/6	Wichita State (OT).....	W	81	79
H	12/9	Duquesne (7).....	W	82	77
A	12/12	Houston*.....	L	82	112
N	12/13	Texas A&M*.....	W	78	69
H	12/15	Northern Michigan.....	W	92	68
H	12/20	Arizona.....	W	79	69
Big Eight Holiday Tournament					
KC	12/27	Colorado.....	L	60	72
KC	12/29	Iowa State.....	W	74	66
KC	12/30	Kansas (16).....	W	78	73
A	1/6	Iowa State.....	L	70	72
H	1/13	Kansas State.....	L	64	71
H	1/17	Colorado.....	W	60	58
A	1/31	Oklahoma.....	W	70	60

A	2/2	Oklahoma State.....	L	58	81
H	2/7	Kansas.....	W	84	73
A	2/10	Colorado.....	L	59	76
H	2/14	Missouri.....	W	60	48
A	2/17	Kansas.....	L	87	100
A	2/21	Kansas State (18).....	L	62	69
H	2/23	Oklahoma.....	W	79	66
A	2/28	Missouri.....	L	63	80
H	3/2	Oklahoma State.....	W	61	55
H	3/7	Iowa State.....	W	87	81

\*Houston, Texas  
 Season Notes: Huskers won nine of first 11 games, and went 7-7 in Big Eight to finish 16-9 overall...Tom Scantlebury led team in scoring with a 14.5 average, but junior Marvin Stewart, the Huskers' top point producer in 1968-69, averaged 14.3 points through 14 games, then missed last 11 games because of academic problems...Leroy Chalk led team in rebounding for second straight season with a 9.4 average.

### 1970-71

Overall Record: 18-8  
 Conference: 8-6 in Big Eight (4th)  
 Home: 10-2 (5-2) Away: 8-6 (3-4)  
 Coach: Joe Cipriano

A	12/1	Wyoming.....	W	68	63
H	12/5	Iowa.....	W	73	71
H	12/7	Northern Iowa.....	W	95	71
A	12/11	Texas Christian.....	W	69	64
A	12/12	Southern Methodist.....	L	75	80
H	12/14	Nevada-Reno.....	W	116	71
Husker Classic*					
H	12/18	Miami*.....	W	85	58
H	12/19	Colorado State*.....	W	69	65
A	12/23	Wichita State.....	W	72	71
Big Eight Holiday Tournament					
KC	12/28	Oklahoma State.....	W	71	58
KC	12/29	Colorado.....	W	77	67
KC	12/30	Kansas (12).....	L	52	72
A	1/9	Kansas State.....	L	69	70
H	1/16	Iowa State.....	W	84	62
H	1/30	Oklahoma State.....	W	80	59
A	2/1	Oklahoma.....	L	67	79
H	2/6	Kansas (5).....	L	67	81
A	2/9	Iowa State (OT).....	W	69	67
H	2/13	Missouri.....	W	81	72
A	2/16	Colorado.....	W	65	63
A	2/20	Oklahoma State.....	W	57	55
H	2/22	Oklahoma.....	L	56	65
H	2/27	Missouri.....	L	65	77
H	3/2	Kansas State.....	W	87	71
H	3/6	Colorado.....	W	85	71
A	3/13	Kansas (5).....	L	54	59

Season Notes: Marvin Stewart became first NU player to average 20 points in a season, finishing with school-record 21.4 point-per-game average...Stewart led Big Eight in free-throw percentage at .824, became third NU player to top 1,000-point plateau for career, finished with 1,138 points...Stewart was first-team All-Big Eight pick and was named to all-tourney team at Big Eight Holiday Tournament...Chuck Jura hit then-school-record and Big Eight-best .592 from field...NU won own Husker Classic and later advanced to title game of Big Eight Holiday Tournament for third time ever (lost to KU in title game, 72-52)...Cipriano became first 100-game winner in school history with Huskers' 69-64 win at Texas Christian...Moe Iba joined Cip's staff as freshman coach...KU won Big Eight title with 14-0 record, first unbeaten champ since Kansas State in 1958-59.

### 1971-72

Overall Record: 14-12  
 Conference: 7-7 in Big Eight (4th)  
 Home: 11-3 (6-1) Away: 3-9 (1-6)  
 Coach: Joe Cipriano

H	12/1	Wyoming.....	W	81	63
H	12/3	San Diego State.....	L	61	63
H	12/4	Wichita State.....	L	61	74
A	12/6	Duquesne.....	L	53	75
H	12/11	Southern Methodist.....	W	84	76
Husker Classic*					
H	12/17	Idaho*.....	W	90	49
H	12/18	La Salle*.....	W	75	60



A	12/21	Iowa.....	L	77	86
H	12/23	San Jose State.....	W	80	63
Big Eight Holiday Tournament					
KC	12/27	Missouri.....	L	64	76
KC	12/29	Oklahoma State.....	W	64	56
KC	12/30	Oklahoma.....	W	84	68
H	1/8	Oklahoma State.....	W	73	59
H	1/10	Oklahoma.....	W	77	70
H	1/15	Colorado.....	W	67	55
A	1/26	Oklahoma State.....	W	64	63
A	1/29	Kansas (OT).....	L	55	57
H	2/1	Kansas State.....	W	61	60
A	2/7	Oklahoma.....	L	70	72
H	2/12	Iowa State.....	W	76	71
A	2/15	Missouri (15).....	L	65	80
H	2/19	Kansas.....	W	99	78
A	2/26	Colorado.....	L	57	67
H	3/4	Missouri (19).....	L	54	61
A	3/6	Iowa State.....	L	67	76
A	3/11	Kansas State (OT).....	L	76	81

Season Notes: Center Chuck Jura was first-team All-Big Eight pick and first-team academic All-Big Eight...Jura led NU in scoring (21.2) and rebounding (11.7)...rebound average was school record and topped Big Eight...Jura finished his career with totals of 1,255 points and 740 rebounds...NU won Husker Classic for second straight season.

**1972-73**

Overall Record: 9-17  
 Conference: 4-10 in Big Eight (1-6th)  
 Home: 4-5 (2-5) Away: 5-12 (2-5)  
 Coach: Joe Cipriano

H	11/24	North Texas.....	W	64	46
A	12/1	Wyoming.....	L	59	65
Mountaineer Classic*					
N	12/8	California*.....	L	50	75
N	12/9	Air Force*.....	W	57	53
H	12/11	Texas Christian.....	W	72	58
Kentucky Invitational**					
A	12/15	Kentucky**.....	L	60	85
N	12/16	Colorado State**.....	L	51	57
Big Eight Holiday Tournament					
KC	12/27	Iowa State.....	L	64	75
KC	12/29	Kansas.....	W	74	72
KC	12/30	Oklahoma State.....	L	73	75
N	1/4	Georgia State***.....	W	63	54
N	1/6	North Carolina**** (9) ...	L	62	79
H	1/13	Oklahoma State.....	L	55	68
H	1/15	Oklahoma.....	W	74	67
H	1/27	Missouri (7).....	L	65	78
A	1/30	Iowa State.....	L	60	81
H	2/3	Kansas State (18).....	L	55	82
H	2/6	Colorado.....	L	59	67
A	2/10	Kansas.....	W	59	46
A	2/17	Oklahoma.....	L	59	67
A	2/19	Oklahoma State.....	W	76	64
H	2/24	Kansas.....	W	62	59
H	2/27	Iowa State.....	L	76	82
A	3/3	Kansas State (16).....	L	70	97
A	3/6	Colorado.....	L	63	71
A	3/10	Missouri (15).....	L	70	86

\*Morgantown, W.Va.; \*\*Lexington, Ky.; \*\*\*Decatur, Ga.; \*\*\*\*Greensboro, N.C.

Season Notes: Without departed All-Big Eight center Chuck Jura, Huskers finished 9-17...NU's last losing season until 1987-88...freshman Jerry Fort led NU in scoring with 14.5 ppg, first Husker frosh ever to lead team in that department.

**1973-74**

Overall Record: 14-12  
 Conference: 7-7 in Big Eight (4th)  
 Home: 11-2 (5-2) Away: 3-10 (2-5)  
 Coach: Joe Cipriano

H	12/1	Wyoming.....	W	70	62
H	12/3	Minnesota-Duluth.....	W	77	50
Vanderbilt Invitational*					
A	12/7	Vanderbilt*.....	L	58	82
N	12/8	Middle Tennessee St.*... L	65	76	
H	12/11	Georgia State (OT).....	W	78	75
H	12/14	NW Missouri State.....	W	67	54
H	12/15	MacMurray.....	W	76	50

H	12/20	Northern Iowa.....	W	73	55
Big Eight Holiday Tournament					
KC	12/27	Kansas State (18).....	L	47	68
KC	12/28	Oklahoma State.....	W	69	62
KC	12/29	Kansas.....	L	66	75
A	1/7	Wichita State.....	L	58	66
A	1/12	Kansas.....	L	64	79
H	1/19	Oklahoma.....	W	63	58
H	1/22	Kansas State.....	L	65	73
A	1/26	Oklahoma State.....	L	66	79
A	1/28	Oklahoma.....	L	63	85
H	2/5	Iowa State (30T).....	W	91	88
H	2/9	Missouri.....	W	75	58
A	2/12	Colorado.....	L	64	65
A	2/16	Missouri.....	W	88	87
H	2/23	Oklahoma State.....	W	71	63
H	2/26	Kansas (15).....	L	46	51
A	3/2	Kansas State.....	W	58	54
H	3/5	Colorado.....	W	65	42
A	3/9	Iowa State.....	L	58	76

\*Nashville, Tenn.  
 Season Notes: Sophomore guard Jerry Fort led NU in scoring for second straight season with 18.0 average and was first-team All-Big Eight pick...Huskers toured Italy following season and finished 2-5 on their three-week journey.

**1974-75**

Overall Record: 14-12  
 Conference: 7-7 in Big Eight (4th)  
 Home: 8-3 (5-2) Away: 6-9 (2-5)  
 Coach: Joe Cipriano

H	11/30	South Dakota State.....	W	87	72
Sun Devil Classic*					
N	12/6	Long Beach State*.....	W	67	55
A	12/7	Arizona State*.....	L	62	83
A	12/10	North Texas.....	W	69	56
H	12/14	Wichita State.....	W	78	65
H	12/17	San Jose State.....	L	66	80
Indiana Classic**					
N	12/20	Southern Methodist**... W	69	67	
A	12/21	Indiana** (2).....	L	60	97
H	12/23	Vanderbilt.....	W	81	66
Big Eight Holiday Tournament					
KC	12/26	Oklahoma (18).....	W	75	64
KC	12/28	Kansas.....	L	62	63
KC	12/30	Kansas State.....	L	63	80
H	1/18	Kansas State.....	W	74	61
A	1/22	Oklahoma.....	W	68	61
H	1/25	Colorado.....	W	85	59
H	1/29	Oklahoma State.....	W	73	58
A	2/1	Missouri.....	L	74	88
A	2/5	Kansas.....	L	44	72
H	2/8	Iowa State.....	W	75	62
H	2/12	Oklahoma (OT).....	L	57	65
A	2/15	Colorado.....	L	61	62
A	2/19	Kansas State.....	L	64	65
H	2/22	Missouri.....	W	80	77
A	2/26	Oklahoma State.....	W	59	58
H	3/5	Kansas (20T).....	L	77	79
A	3/8	Iowa State.....	L	69	82


\*Tempe, Ariz.; \*\*Bloomington, Ind.

Season Notes: For third straight season, Jerry Fort led NU in scoring at 20.2 points per game, and became only third Husker to ever average 20-plus points in season... Fort earned first-team All-Big Eight honors for second straight year...NU started Big Eight play 4-0, finished first half 5-2, but went 2-5 in second half...three of losses during second half of league schedule were by a combined four points...Fort scored then-school-record 40 points in Huskers' homecourt win over Missouri...his scoring outburst broke the old mark of 38 held by Tom Russell during the 1961-62 season.

**1975-76**

Overall Record: 19-8  
 Conference: 10-4 in Big Eight (3rd)  
 Home: 9-4 (5-2) Away: 10-4 (5-2)  
 Coach: Joe Cipriano

H	11/28	Illinois.....	L	58	60
A	11/29	Northwestern.....	W	79	68
H	12/2	Iowa.....	L	65	72
H	12/6	Washington (20).....	L	63	75



Hammond Hustlers: The nickname given to Hammond, Ind., natives Carl McPipe (left) and Brian Banks during their Husker careers. Two of six 1,000-point scorers from the state of Indiana, McPipe is 13th on the Husker career scoring list and eighth on the career rebounding chart, while Banks is 20th on Nebraska's all-time scoring list with 1,150 points.

H	12/10	St. Mary's (Calif.).....	W	68	57
Roadrunner Invitational*					
N	12/19	Pacific*.....	W	85	59
A	12/20	New Mexico State*.....	W	79	75
A	12/22	Vanderbilt.....	W	68	57
Big Eight Holiday Tournament					
KC	12/27	Kansas.....	L	66	69
KC	12/29	Oklahoma.....	W	75	53
KC	12/30	Oklahoma State.....	W	56	49
H	1/3	South Dakota.....	W	72	59
H	1/6	South Carolina.....	W	69	68
A	1/17	Kansas State.....	W	65	59
H	1/21	Oklahoma.....	W	68	67
A	1/24	Colorado.....	W	66	64
A	1/28	Oklahoma State.....	W	52	48
H	1/31	Missouri (13).....	L	57	62
H	2/4	Kansas.....	W	57	54
A	2/7	Iowa State.....	W	66	56
A	2/11	Oklahoma.....	L	60	65
H	2/14	Colorado.....	W	80	61
H	2/18	Kansas State.....	L	53	65
A	2/21	Missouri (OT, 14).....	L	84	95
H	2/28	Oklahoma State.....	W	60	54
A	3/3	Kansas.....	W	62	58
H	3/6	Iowa State.....	W	82	66

\*Las Cruces, N.M.

Season Notes: Jerry Fort was a first-team All-Big Eight selection for third straight season, finished career with then-NU-record 1,882 points...Huskers reached 19-win mark for first time since a 20-5 record in 1965-66...Larry Cox led the Big Eight and set an NU single-season record for field-goal percentage with a .672 mark...Cox shot a Big Eight-record .625 from the field for his career...as a team, the Huskers led the Big Eight and finished eighth nationally in scoring defense, yielding 62.8 points per game...NU says good-bye to the NU Coliseum, the home of Husker basketball since the 1925-26 season, with an 82-66 victory over Iowa State, March 6, 1975.

**1976-77**

Overall Record: 15-14  
 Conference: 7-7 in Big Eight (5th)  
 Home: 7-4 (5-2) Away: 8-10 (2-5)  
 Coach: Joe Cipriano

H	11/27	Iowa.....	L	57	71
A	11/29	Washington (OT).....	W	59	58
A	12/1	Hawaii-Hilo.....	L	66	71
A	12/2	Hawaii.....	W	64	59
A	12/3	Hawaii.....	W	60	59
H	12/8	Minnesota.....	L	58	66
A	12/11	Illinois.....	L	63	67
H	12/13	NW Missouri State.....	W	88	53

A	12/20	Northwestern.....	W	71	68
H	12/22	Mankato State.....	W	64	61
Big Eight Holiday Tournament					
KC	12/28	Colorado.....	L	50	55
KC	12/29	Iowa State.....	W	75	55
KC	12/30	Oklahoma.....	W	66	56
A	1/3	South Carolina.....	L	49	54
H	1/8	Kansas State.....	L	52	57
H	1/12	Colorado.....	W	69	54
A	1/15	Iowa State.....	W	49	48
H	1/19	Oklahoma.....	L	58	65
A	1/22	Missouri.....	L	63	76
H	1/26	Kansas.....	W	60	57
H	1/29	Oklahoma State.....	W	66	54
A	2/2	Colorado.....	W	73	62
H	2/5	Iowa State.....	W	66	51
A	2/9	Kansas State.....	L	62	67
H	2/12	Missouri.....	W	60	58
A	2/16	Oklahoma.....	L	62	72
A	2/19	Kansas.....	L	66	74
A	2/23	Oklahoma State.....	L	60	62
Big Eight Tournament					
A	2/26	Kansas.....	L	58	61

Season Notes: After some 50 years of play in the NU Coliseum, Nebraska moved into the 15,000-seat NU Sports Complex, which would later be renamed the Bob Devaney Sports Center after the Huskers' longtime football coach and athletic director...Huskers led the Big Eight and ranked sixth nationally in scoring defense at 61.1 points per game, lowest since 1958-59 squad allowed 60.2 points per game...Nebraska and Creighton met for the first time since the 1931-32 season...first year Big Eight sponsored a season-ending tournament to determine league's automatic bid to the NCAA Tournament.

**1977-78**

Overall Record: 22-8  
 Conference: 9-5 in Big Eight (2nd)  
 Home: 14-2 (5-2) Away: 7-6 (4-3)  
 Coach: Joe Cipriano

H	12/2	Missouri Southern.....	W	61	54
H	12/9	Creighton.....	W	65	58
H	12/10	South Dakota.....	W	74	64
H	12/12	Nevada-Reno.....	W	67	50
H	12/16	California-Davis.....	W	69	64
H	12/17	Mississippi.....	W	80	70
A	12/19	Minnesota.....	W	63	49
H	12/21	Western Illinois.....	W	73	72
H	12/23	Montana State.....	W	104	60

HISTORY



Joe Cipriano guided the Husker basketball program for 17 years and won 254 games before passing away in 1980. Cipriano led the Huskers to its first three postseason berths in school history.

Big Eight Holiday Tournament

KC 12/27	Oklahoma State.....	W	70	58
KC 12/29	Kansas State.....	L	60	69
KC 12/30	Oklahoma.....	W	75	68
A 1/7	Kansas State.....	W	77	63
A 1/11	Colorado.....	L	64	73
H 1/14	Iowa State.....	L	59	65
A 1/18	Oklahoma.....	W	78	64
H 1/21	Missouri.....	W	56	55
H 1/25	Kansas (8).....	W	62	58
H 1/28	Oklahoma State.....	W	63	57
H 2/1	Colorado.....	W	86	75
A 2/4	Iowa State.....	W	62	56
H 2/8	19/Kansas State.....	W	63	50
A 2/11	19/Missouri.....	L	52	74
H 2/15	Oklahoma.....	L	68	74
A 2/18	Kansas (6).....	L	70	75
A 2/25	Oklahoma State.....	W	67	56

Big Eight Tournament\*

N 2/28	Oklahoma State.....	W	71	63
N 3/3	Missouri.....	L	58	61

National Invitation Tournament

H 3/8	Utah State.....	W	67	66
A 3/15	Texas (17).....	L	48	67

\*Kansas City, Mo.

Season Notes: Nebraska earned first postseason tournament bid since 1966-67, and advanced to second round of NIT before being knocked out by champion Texas...NU tied school record for season victories and its second-place league finish was its highest since 1965-66 season...Brian Banks earned first-team All-Big Eight honors, while Carl McPipe was named one of 12 All-America centers, by Citizens Saving Athletic Foundation...NU led Big Eight and ranked eighth nationally in scoring defense, allowing 62.9 ppg...NU was only Big Eight team to beat league champion Kansas...Coach Cipriano picked up his 200th win at NU with Huskers' victory over Missouri Southern.

**1978-79**

Overall Record: 14-13  
 Conference: 7-7 in Big Eight (5th)  
 Home: 9-2 (6-1) Away: 5-11 (1-6)  
 Coach: Joe Cipriano

A 11/24	Alabama-Birmingham ....	W	64	55
H 11/25	Arkansas Tech.....	W	70	59
H 11/28	Minnesota.....	W	58	48
H 12/2	Purdue.....	L	47	58
A 12/9	Creighton.....	L	61	78
H 12/13	Sacramento State.....	W	91	56
N 12/16	Mississippi*.....	L	67	70

Rebel Roundup\*\*

N 12/22	UC-Santa Barbara.....	W	75	55
A 12/23	UNLV (18).....	L	63	79

Big Eight Holiday Tournament

KC 12/28	Missouri (OT).....	W	58	56
KC 12/29	Colorado.....	L	61	74
KC 12/30	Oklahoma.....	W	69	53
A 1/6	Iowa State.....	W	72	68
A 1/13	Colorado.....	L	61	64
H 1/17	Kansas State.....	W	55	53
A 1/20	Missouri.....	L	60	76
H 1/24	Oklahoma.....	W	74	56
H 1/27	Kansas (OT).....	W	66	64
A 1/31	Oklahoma State.....	L	57	66
H 2/3	Colorado.....	W	79	52
A 2/7	Kansas State.....	L	46	58
H 2/10	Iowa State.....	L	46	48
A 2/14	Oklahoma.....	L	58	79
H 2/17	Missouri.....	W	76	64
A 2/21	Kansas.....	L	59	66
H 2/24	Oklahoma State.....	W	76	67

Big Eight Tournament

A 2/28	Kansas State (20T).....	L	60	61
--------	-------------------------	---	----	----

\*Biloxi, Miss.; \*\*Las Vegas, Nev.

Season Notes: Huskers led the Big Eight and ranked ninth nationally in team defense at 62.3 ppg...NU's 17-for-17 effort at the free-throw line at Oklahoma State stands as best single-game free-throw percentage mark in school history...Andre Smith was a second-team UPI All-Big Eight pick and led team in scoring at 13.5 ppg...Carl McPipe, one-half of the Huskers' "Hammond Hustlers," was named to USBWA District V all-star team

and finished career with 1,300 points...the other half of the "Hammond Hustlers," Brian Banks, ended career with 1,150 points...final year of Big Eight Holiday Tournament, an event that started in 1946.

**1979-80**

Overall Record: 18-13  
 Conference: 8-6 in Big Eight (t-2nd)  
 Home: 14-2 (5-2) Away: 4-11 (3-4)  
 Coach: Joe Cipriano  
 Assistant Coach: Moe Iba

H 11/30	South Dakota State.....	W	100	83
H 12/1	Portland State.....	W	74	52
H 12/3	Eastern Washington.....	W	82	68
H 12/8	Creighton.....	W	64	55
A 12/11	Purdue (9).....	L	56	78
H 12/13	Cal State-Bakersfield.....	W	94	80
A 12/15	Minnesota.....	L	58	75
H 12/22	UAB (40T).....	W	92	84

Rainbow Classic\*

N 12/27	Wisconsin* (OT).....	W	83	82
N 12/29	Hawaii*.....	L	55	67
N 12/30	Louisville* (12).....	L	58	65
A 1/2	Idaho.....	L	55	64
H 1/4	Wisconsin-Oshkosh.....	W	96	72
H 1/5	Angelo State.....	W	83	70
A 1/9	Iowa State.....	W	58	50
H 1/12	Missouri (13).....	L	63	84
H 1/16	Kansas.....	W	64	57
A 1/19	Colorado.....	W	53	44
H 1/23	Oklahoma State (OT).....	W	74	73
A 1/26	Kansas State (20T).....	L	64	66
H 1/30	Oklahoma.....	W	59	58
A 2/2	Missouri (14).....	L	60	73
A 2/5	Kansas.....	W	61	56
H 2/9	Iowa State.....	W	69	66
A 2/13	Oklahoma State.....	L	68	83
H 2/16	Colorado.....	L	55	56
H 2/20	Kansas State.....	W	70	58
A 2/23	Oklahoma.....	L	60	78

Big Eight Tournament

H 2/26	Oklahoma.....	W	75	68
N 2/29	Kansas State^.....	L	59	60

National Invitation Tournament

A 3/6	Michigan.....	L	69	76
-------	---------------	---	----	----

\*Honolulu, Hawaii; ^Kansas City, Mo.

Season Notes: Picked to finish sixth in a preseason poll of Big Eight media, NU wound up in second-place tie and earned its third NIT berth...Huskers' had longest game ever, a four-overtime affair, against Alabama-Birmingham...Joe Cipriano, who was stricken with cancer, was named UPI Big Eight Co-Coach of the Year with assistant Moe Iba, who guided Huskers in Cip's absence...Iba was tabbed AP Big Eight Coach of the Year and NABC District 12 Coach of the Year...Andre Smith led team in scoring for second straight season with a 19.4 average and was first-team AP/UPI All-Big Eight performer and AP honorable-mention All-American...Jack Moore was second-team AP All-Big Eight pick.

**1980-81**

Overall Record: 15-12  
 Conference: 9-5 in Big Eight (t-2nd)  
 Home: 11-4 (6-1) Away: 4-8 (3-4)  
 Coach: Moe Iba

H 11/28	Wyoming (OT).....	L	59	62
H 11/29	Idaho.....	L	53	64
A 12/6	Creighton (OT).....	L	61	66
H 12/9	Penn State.....	W	75	50

Utah Classic\*

N 12/12	Loyola Marymount*.....	W	67	66
A 12/13	Utah*.....	L	55	57
H 12/20	NW Missouri State.....	W	79	59
H 12/22	Colorado State.....	W	54	48
H 12/23	Montana.....	W	69	46
A 12/27	Ball State.....	L	62	67
A 12/30	Arkansas.....	L	52	64
H 1/5	Sonoma State.....	W	84	49
H 1/14	Kansas State.....	W	59	49
A 1/17	Oklahoma State.....	L	70	81
H 1/21	Colorado.....	L	59	62
H 1/24	Missouri.....	W	66	53

A 1/28	Iowa State.....	W	61	56
H 1/31	Kansas (18).....	W	57	54
A 2/4	Oklahoma.....	W	71	59
H 2/7	Oklahoma State.....	W	62	54
A 2/11	Colorado.....	W	57	56
A 2/14	Kansas State.....	L	49	66
H 2/18	Iowa State.....	W	81	61
A 2/21	Missouri.....	L	45	55
A 2/25	Kansas.....	L	49	75
H 2/28	Oklahoma.....	W	90	63

Big Eight Tournament

H 3/3	Colorado.....	L	66	70
-------	---------------	---	----	----

Season Notes: Coach Joe Cipriano died after year-long battle with cancer three days before season opener, and Moe Iba was named Huskers' acting head coach...Iba was UPI Big Eight Coach of the Year for leading NU to its second straight second-place league finish...Andre Smith was AP/UPI Big Eight Player of the Year, first-team AP/UPI All-Big Eight selection, USBWA District V performer and an AP honorable-mention All-American...Smith led league in scoring for conference games only with a 19.5 average, while his .589 field-goal percentage mark for all games topped league...Jack Moore was second-team AP All-Big Eight and a CoSIDA Second-Team Academic All-American...Moore led league in free-throw percentage (.922)...Devaney Center-record crowd of 15,038 watched NU stop Oklahoma State, 62-54.

**1981-82**

Overall Record: 16-12  
 Conference: 7-7 in Big Eight (t-4th)  
 Home: 11-3 (5-2) Away: 5-9 (2-5)  
 Coach: Moe Iba

A 11/27	Wyoming.....	L	48	62
H 11/30	UW-Stevens Point.....	W	74	45
H 12/5	Creighton.....	W	86	46
H 12/7	South Dakota State.....	W	70	51
A 12/9	Baylor.....	W	64	63
H 12/19	Ball State.....	W	71	57
A 12/21	Penn State.....	L	58	60
A 12/23	Colorado State (OT).....	L	51	58

Holiday Classic\*

N 12/28	Air Force*.....	W	63	47
A 12/29	Northern Iowa*.....	W	53	42
H 1/6	Sacramento State.....	W	93	61
H 1/9	Arkansas (11).....	L	50	51
H 1/13	Kansas.....	W	75	55
H 1/16	Missouri (2).....	L	42	44
A 1/20	Oklahoma State.....	L	50	52
H 1/23	Iowa State.....	W	60	47
A 1/27	Oklahoma.....	L	48	51
A 1/30	Colorado.....	W	74	57
H 2/3	Kansas State (t19).....	L	64	75
A 2/6	Missouri (1).....	W	67	51
H 2/10	Oklahoma State.....	W	75	63
A 2/13	Kansas.....	L	63	66
H 2/15	Oklahoma.....	W	65	51
A 2/20	Iowa State.....	L	61	63
H 2/24	Colorado.....	W	79	57
A 2/27	Kansas State.....	L	50	67

Big Eight Tournament

H 3/2	Oklahoma State.....	W	60	49
N 3/5	Missouri^ (5).....	L	53	58

\*Cedar Falls, Iowa; ^Kansas City, Mo.

Season Notes: NU scored one of its biggest wins ever, a 67-51 victory at 19-0 and No. 1 Missouri...Jack Moore earned Naismith Award, given annually to nation's best player under 6-0 tall, and was AP/UPI first-team All-Big Eight pick and third-team UPI All-American...Moore joined 1,000-point club, finishing career with 1,204 points...Moore hit Big Eight-record .939 from free throw line for season, .901 mark for career was best ever by Big Eight performer and second-best all-time in NCAA Division I history at that time.



Jack Moore won the Pomeroy-Naismith Award in 1982 for the nation's top player under six feet. Moore totaled 1,204 points and 382 assists and 184 rebounds in his Husker career.



The 1985-86 Huskers went 19-11 and earned the first NCAA Tournament bid in school history.

**1982-83**

Overall Record: 22-10  
 Conference: 9-5 in Big Eight (t-3rd)  
 Home: 17-1 (6-1) Away: 5-9 (3-4)  
 Coach: Moe Iba

H 11/26	Denver	W	94	58
A 11/29	Montana	L	51	61
A 12/4	Creighton	W	65	62
H 12/8	UMKC	W	69	50
H 12/11	Baylor	W	59	56
H 12/18	Wyoming	W	68	57
H 12/20	Missouri Western	W	93	43
Hoosier Classic*				
N 12/29	Cornell*	W	66	56
N 12/30	Indiana* (1)	L	50	67
N 1/3	Arkansas** (11)	L	58	64
H 1/7	Mesa	W	94	57
H 1/15	SW Missouri State	W	98	46
A 1/18	Iowa State	W	59	54
A 1/22	Colorado	L	69	72
H 1/26	Kansas State	W	59	43
A 1/29	Missouri (13)	L	56	79
H 2/2	Oklahoma	W	60	59
H 2/5	Kansas	W	68	61
A 2/9	Oklahoma State (20T)	L	63	71
H 2/12	Colorado	W	68	56
A 2/16	Kansas State	W	56	45
H 2/19	Iowa State	W	67	66
A 2/24	Oklahoma	L	71	84
H 2/26	Missouri (15)	L	51	54
A 3/2	Kansas	W	60	58
H 3/5	Oklahoma State	W	77	68
Big Eight Tournament				
H 3/8	Iowa State	W	94	71
N 3/11	Missouri^ (12)	L	63	69
National Invitation Tournament				
H 3/17	Tulane	W	72	65
H 3/21	Iona	W	85	73
H 3/24	Texas Christian	W	67	57
NY 3/28	DePaul	L	58	68

\*Indianapolis, Ind. \*\*Little Rock, Ark. ^Kansas City, Mo.  
 Season Notes: Nebraska tied school record for victories in a 22-10 season, and advanced further in postseason play than any previous Husker squad by reaching the semifinals of the National Invitation Tournament... freshman Dave Hoppen, who set seven NU freshman records and led the Huskers in scoring with a 13.9 average, was a second-team All-Big Eight pick, and was named to the All-National Invitation Tournament team and the league's all-freshman team.

**1983-84**

Overall Record: 18-12  
 Conference: 7-7 in Big Eight (3rd)  
 Home: 11-6 (3-4) Away: 7-6 (4-3)  
 Coach: Moe Iba

H 11/26	Augustana (S.D.)	W	113	69
H 11/29	Texas Tech	L	45	59
H 12/3	Creighton	W	65	56
A 12/5	Wisconsin (20T)	W	71	69
H 12/7	NW Missouri State	W	82	61
H 12/10	Arkansas (15)	W	67	54
H 12/17	Northern Iowa	W	90	64
A 12/20	Wyoming	W	67	64
Cotton States Classic*				
A 12/28	Georgia Tech*	L	49	66
N 12/29	Michigan State*	L	45	58
H 1/4	Colorado State	W	56	54
H 1/7	NW Missouri State	W	93	67
H 1/14	Eastern Washington	W	105	71
A 1/18	Iowa State	W	64	63
H 1/21	Missouri	L	48	50
A 1/25	Kansas	L	61	77
A 1/28	Colorado	L	57	60
H 2/1	Oklahoma State (OT)	W	54	52
A 2/4	Kansas State	W	47	46
H 2/8	Oklahoma (10)	L	67	78
A 2/11	Missouri (OT)	W	61	56
H 2/15	Kansas	L	66	67
H 2/18	Iowa State	L	48	69
A 2/22	Oklahoma State	W	67	64
H 2/25	Colorado	W	75	67
H 2/28	Kansas State	W	63	56
A 3/1	Oklahoma (6)	L	70	79
Big Eight Tournament				
H 3/7	Kansas State	L	39	41
National Invitation Tournament				
A 3/15	Creighton	W	56	54
A 3/19	Xavier	L	57	58

\*Atlanta, Ga.  
 Season Notes: Nebraska earned back-to-back postseason tournament bids for the first time in school history, advanced to the second round of the NIT...Huskers' 11th straight winning season...Dave Hoppen tops the 1,000-point mark in his career and earns first-team All-Big Eight honors.

**1984-85**

Overall Record: 16-14  
 Conference: 5-9 in Big Eight (t-5th)  
 Home: 12-3 (5-2) Away: 4-11 (0-7)  
 Coach: Moe Iba

H 11/29	Southern Colorado	W	89	67
H 12/1	South Dakota	W	101	69
H 12/3	Montana State	W	86	65
A 12/8	Creighton	W	78	73

H 12/10	Wyoming	W	79	65
H 12/12	Wisconsin	W	53	51
A 12/15	Texas Tech (OT)	W	79	74
H 12/22	Washington State	L	58	63
Cable Car Classic*				
N 12/28	California-Irvine*	W	73	67
A 12/29	Santa Clara*	L	59	78
A 1/3	Evansville	L	73	80
H 1/9	UW-Stevens Point	W	69	62
A 1/12	Colorado State (20T)	W	88	78
H 1/16	Kansas State	W	75	63
A 1/19	Oklahoma State	L	66	68
H 1/23	Colorado	W	85	67
H 1/26	Missouri	W	74	66
A 1/30	Iowa State	L	65	76
H 2/2	Kansas (19)	L	80	91
A 2/6	Oklahoma (7)	L	74	83
H 2/9	Oklahoma State	W	66	48
A 2/13	Colorado	L	61	64
A 2/16	Kansas State	L	62	68
H 2/21	Iowa State	W	74	57
A 2/23	Missouri	L	50	69
A 2/28	Kansas (11)	L	65	70
H 3/2	Oklahoma (6)	L	62	65
Big Eight Tournament				
A 3/5	Kansas (10)	L	69	74
National Invitation Tournament				
H 3/13	Canisius	W	79	66
A 3/19	UCLA	L	63	82

\*San Francisco, Calif.  
 Season Notes: Nebraska made third straight National Invitation Tournament appearance and posted 12th straight winning season...Dave Hoppen earned first-team All-Big Eight honors for the second straight season and became first Husker to score 700 points in a season, as he finished with 704...Hoppen broke six school records... Brian Carr set four Big Eight assist records, led league in assists per game (8.1) and tied NCAA single-game record of 18 at Evansville.

**1985-86**

Overall Record: 19-11  
 Conference: 8-6 in Big Eight (3rd)  
 Home: 10-5 (4-3) Away: 9-6 (4-3)  
 Coach: Moe Iba

H 11/23	Wisconsin-Stout	W	71	53
H 11/26	Southern Illinois	W	85	50
A 11/30	Wyoming	W	64	53
H 12/2	California-Irvine	L	80	87
H 12/7	Creighton	W	71	52
A 12/12	Washington State	W	79	72
A 12/14	Montana State	W	76	59
H 12/20	Georgia	L	63	67
H 12/23	Arizona State	W	80	67

Sun Bowl Classic*				
N 12/29	Alabama*	L	61	78
N 12/30	Ohio State*	W	69	66
H 1/6	Evansville	W	77	70
H 1/11	NW Missouri State	W	99	56
H 1/15	Kansas (8)	L	70	81
H 1/18	Missouri	L	67	68
A 1/22	Oklahoma State	W	62	61
H 1/25	Iowa State	W	75	58
A 1/29	Oklahoma (6)	L	60	87
A 2/1	Colorado	W	77	60
H 2/5	Kansas State***	L	54	64
A 2/8	Missouri	W	75	66
H 2/12	Oklahoma State	W	68	52
A 2/15	Kansas (3)	L	61	79
H 2/19	Oklahoma (10)	W	66	64
A 2/22	Iowa State	L	73	81
H 2/26	Colorado	W	79	72
A 3/1	Kansas State	W	64	60
Big Eight Tournament^				
N 3/7	Oklahoma State	W	82	75
N 3/8	Iowa State	L	58	75
NCAA Tournament				
N 3/14	Western Kentucky**	L	59	67

\*El Paso, Texas; \*\*Charlotte, N.C.; \*\*\*Kansas State later forfeited; ^Kansas City, Mo.  
 Season Notes: Nebraska lost All-Big Eight center Dave Hoppen for season with a knee injury in Feb. 1 game at Colorado, but rebounded to make school's first-ever NCAA Tournament appearance...Huskers' loss to Western Kentucky in NCAA first round was last game for Coach Moe Iba, who resigned following the game... Hoppen was first-team All-Big Eight pick for third straight season, finished career with a school-record 2,167 points and became first Husker basketball player to have his jersey retired (No. 42)...during his career, Hoppen broke or tied 19 school records and five Big Eight Conference marks...Brian Carr became school's all-time assist leader...Bernard Day picked up the slack and shared team MVP award with the three-time All-Big Eight selection.

**1986-87**

Overall Record: 21-12  
 Conference: 7-7 in Big Eight (5th)  
 Home: 15-2 (5-2) Away: 6-10 (2-5)  
 Coach: Danny Nee

A 11/28	California-Irvine	L	101	109
H 12/1	Oregon	W	76	60
A 12/6	Creighton	L	66	78
A 12/10	Southern Illinois	W	87	85
A 12/14	Texas A&M	L	64	66
H 12/20	Wyoming	W	62	61
H 12/22	Detroit	W	71	55
H 12/27	Missouri-St. Louis	W	89	63

HISTORY

# N 2019-20 NEBRASKA BASKETBALL

## ALL-TIME RESULTS

### Rochester Classic\*

N	12/29	Butler*	W	67	56
N	12/30	San Francisco*	W	66	60
H	1/3	Creighton (OT)	W	70	65
H	1/5	NW Missouri State	W	105	64
H	1/7	Brooklyn	W	62	46
A	1/10	Kansas State	L	82	114
H	1/17	Colorado	W	86	66
A	1/20	Iowa State	L	75	91
A	1/22	Kansas	L	65	86
H	1/28	Missouri	L	71	87
H	2/1	Oklahoma State	W	73	66
H	2/4	Oklahoma (8)	L	66	80
A	2/7	Colorado	W	68	65
H	2/11	Iowa State	W	66	65
H	2/14	Kansas State	W	78	76
A	2/18	Missouri	L	64	80
A	2/21	Oklahoma (13)	L	97	133
A	2/25	Oklahoma State (20T)	W	79	77
H	2/28	Kansas (OT, 16)	W	83	81

### Big Eight Tournament^

N	3/6	Kansas State	L	45	47
---	-----	--------------	---	----	----

### National Invitation Tournament

H	3/11	Marquette	W	78	76
H	3/17	Arkansas	W	78	71
H	3/21	Washington	W	81	76
NY	3/24	Southern Mississippi	L	75	82
NY	3/26	Arkansas-Little Rock (OT)	W	76	67

\*Rochester, N.Y.; ^Kansas City, Mo.

Season Notes: Under the direction of first-year Coach Danny Nee, Nebraska finished 21-12, missed school record for season wins by one, and finished third in the National Invitation Tournament...Huskers recorded their 14th straight winning season and made their fifth straight postseason tourney appearance...Brian Carr was a second-team All-Big Eight pick, ended career with 682 assists, two off the league record of 684 set by Kansas' Cedric Hunter.

### 1987-88

Overall Record: 13-18  
 Conference: 4-10 in Big Eight (7th)  
 Home: 8-6 (3-4) Away: 5-12 (1-6)  
 Coach: Danny Nee

### Maui Classic\*

N	11/27	Villanova*	L	53	70
N	11/28	Baylor*	L	79	82
A	11/29	Chaminade*	W	76	75
H	12/2	Texas A&M	W	92	60

### Ameritas Classic\*\*

H	12/4	Lehigh**	W	71	66
H	12/5	Ohio State**	L	63	72
A	12/7	Detroit	W	63	58
A	12/9	Creighton	L	73	88
A	12/12	Oregon	W	67	62
A	12/19	Wyoming (6)	L	58	87
H	12/21	Brooklyn	W	72	44
A	12/30	Drake	L	68	85
H	1/2	Columbia	W	82	62
A	1/4	Furman (OT)	W	75	74
H	1/6	Grambling State (OT)	L	68	71
H	1/16	Missouri	W	70	68
A	1/20	Iowa State (10)	L	76	114
H	1/25	Nebraska-Omaha	W	96	67
H	1/27	Kansas	W	70	68
A	1/30	Colorado	W	63	57
H	2/4	Oklahoma State	L	56	72
A	2/6	Kansas State	L	63	65
H	2/9	Oklahoma (4)	L	77	92
A	2/11	Missouri	L	67	92
A	2/16	Kansas	L	48	70
H	2/21	Colorado	W	75	67
A	2/24	Oklahoma State	L	73	90
H	2/27	Iowa State	L	84	85
H	3/2	Kansas State	L	67	77
A	3/5	Oklahoma (4)	L	93	113

### Big Eight Tournament^

N	3/11	Kansas State	L	70	75
---	------	--------------	---	----	----

\*Lahaina, Hawaii; ^Kansas City, Mo.

Season Notes: Nebraska's strings of 14-straight winning

seasons and five consecutive postseason tournament bids both ended, as the Huskers finished 13-18...Rich King and Clifford Scales named to the Big Eight's all-freshman team...Henry T. Buchanan earned honorable-mention All-Big Eight honors and first-team academic All-Big Eight honors...Pete Manning led the Big Eight in field-goal percentage at .590...NU beat eventual national champ for first time, with win over Kansas, 70-68, on a jumper by Beau Reid as time expired.

### 1988-89

Overall Record: 17-16  
 Conference: 4-10 in Big Eight (7th)  
 Home: 14-4 (4-3) Away: 3-12 (0-7)  
 Head Coach: Danny Nee

H	11/26	Creighton	W	86	77
H	11/30	Michigan State	L	75	77

### Ameritas Classic\*

H	12/2	North Texas*	W	90	84
H	12/3	San Jose State*	W	90	76
A	12/5	Idaho	L	68	83
A	12/11	Texas Tech	W	71	69
A	12/14	Ohio State (14)	L	76	103
H	12/17	Furman	W	69	56
H	12/23	Drake	W	65	57

### Chaminade New Year's Classic\*\*

A	12/28	Chaminade**	W	86	85
N	12/29	Morehead State**	W	81	77
N	12/30	Louisiana State**	L	87	90
H	1/5	Sam Houston State	W	89	70
H	1/9	Oklahoma (4)	L	81	89
H	1/12	Northern Illinois	W	71	56
A	1/14	Oklahoma State	L	69	82
H	1/17	Maryland-Baltimore Co.	W	86	65
H	1/21	Kansas State	L	68	80
H	1/23	Wyoming	W	71	58
H	1/28	Missouri (5)	L	72	89
A	1/31	Iowa State	L	76	88
H	2/4	Kansas (18)	W	74	70
A	2/8	Colorado	L	80	83
A	2/11	Kansas State	L	66	80
H	2/14	Oklahoma State	W	79	77
A	2/19	Missouri (3)	L	63	79
H	2/22	Colorado	W	97	59
H	2/25	Iowa State	W	77	74
A	3/1	Kansas	L	71	80
A	3/4	Oklahoma (4)	L	76	103

### Big Eight Tournament^

N	3/10	Missouri (10)	L	70	98
---	------	---------------	---	----	----

### National Invitation Tournament

H	3/16	Arkansas State	W	81	79
A	3/20	Ohio State	L	74	85

\*\*Honolulu, Hawaii; ^Kansas City, Mo.

Season Notes: Huskers made second postseason tournament appearance in three seasons under Coach Danny Nee, advanced to second round of NIT...Beau Reid earned third-team academic All-America honors and was first-team academic All-Big Eight pick...Eric Johnson and Rich King earned honorable-mention All-Big Eight honors...Johnson broke then-NU single-season record for steals (68), King set then-school marks for blocks in game (5), season (50) and career (70).

### 1989-90

Overall Record: 10-18  
 Conference: 3-11 in Big Eight (7th)  
 Home: 9-6 (2-5) Away: 1-12 (1-6)  
 Coach: Danny Nee

H	11/25	UMKC	W	91	76
A	11/27	Miami (Ohio)	L	71	91
A	11/29	Michigan State	L	69	80

### Ameritas Classic\*

H	12/1	Harvard*	W	117	79
H	12/2	Pepperdine*	W	104	100
A	12/5	Northern Illinois	L	56	65
H	12/9	Texas Tech	W	76	69
H	12/11	Idaho	L	72	79
A	12/14	Creighton	L	83	86
H	12/30	Wagner	W	88	67
H	1/6	Sam Houston State	W	99	91
H	1/8	Kansas (1)	L	93	98
H	1/13	Missouri (5)	L	95	111
H	1/16	Chicago State	W	92	57

A	1/20	Oklahoma State	L	71	84
A	1/22	Wyoming	L	65	95
H	1/27	Iowa State	L	83	91
A	1/31	Oklahoma (9)	L	64	105
H	2/3	Kansas State	W	74	71
A	2/7	Colorado	W	91	82
A	2/10	Missouri (1)	L	85	107
H	2/14	Oklahoma State	L	84	103
A	2/17	Kansas (1)	L	67	94
H	2/21	Oklahoma (10)	L	66	88
A	2/24	Iowa State	L	85	101
H	2/28	Colorado	W	96	82
A	3/3	Kansas State	L	57	80

### Big Eight Tournament^

N	3/9	Oklahoma (1)	L	65	78
---	-----	--------------	---	----	----

^Kansas City, Mo.

Season Notes: NU's top scorer the previous year, Beau Reid sustained a preseason knee injury that limited him for much of the season...Rich King, Clifford Scales, Carl Hayes earned honorable-mention All-Big Eight honors... King set the school career blocks record at 115.

### 1990-91

Overall Record: 26-8  
 Conference: 9-5 in Big Eight (3rd)  
 Home: 14-1 (6-1) Away: 12-7 (3-4)  
 Coach: Danny Nee

### San Juan Shootout\*

N	11/23	Saint Louis*	W	107	79
N	11/24	Illinois*	W	100	73
N	11/25	Murray State*	L	79	81
H	11/28	Michigan State (5)	W	71	69
A	12/3	Eastern Illinois	W	94	64
H	12/6	Creighton	W	97	63
H	12/8	Toledo	W	105	68
A	12/11	Wisconsin	W	75	63

### Ameritas Classic\*\*

H	12/14	Tennessee Tech**	W	113	92
H	12/15	Bowling Green**	W	99	85
H	12/22	22/Miami (Ohio)	W	88	73
H	12/28	22/Idaho	W	85	65
A	12/30	22/The Citadel	W	94	80
A	1/2	19/UW-Green Bay	W	70	63
A	1/5	19/Kansas State	W	74	69
A	1/9	18/UMKC	W	97	78
H	1/12	18/Iowa State	W	97	87
A	1/22	14/Colorado	L	69	86
A	1/26	14/Oklahoma (13)	W	111	99
H	1/30	11/Missouri	W	89	75
H	2/2	11/Oklahoma State	L	68	81
A	2/5	15/Kansas (18)	L	77	85
H	2/9	15/Colorado	W	86	72
A	2/13	17/Iowa State	W	65	57
H	2/16	17/Oklahoma	W	105	93
H	2/18	17/Northern Illinois	W	82	73
A	2/20	14/Missouri	L	71	91
H	2/23	14/Kansas State	W	85	78
A	2/27	15/Oklahoma State (12)	L	69	80
H	3/3	15/Kansas (10)	W	85	75

### Big Eight Tournament^

N	3/8	13/Oklahoma (OT)	W	117	113
N	3/9	13/Kansas (12)	W	87	83
N	3/10	13/Missouri	L	82	90

### NCAA Tournament\*\*\*

N	3/14	11/Xavier	L	84	89
---	------	-----------	---	----	----

\*San Juan, Puerto Rico; \*\*\*Minneapolis, Minn.; ^Kansas City, Mo.

Season Notes: After three straight seventh-place Big Eight finishes, Nebraska won a school-record 26 games (against eight losses) and made school's second-ever NCAA Tournament appearance...Huskers held a national ranking for a school-record 14 straight weeks, finished with highest rankings ever of No. 9 by UPI and No. 11 by AP...NU finished third in Big Eight race after being tabbed for eighth in preseason poll of league media and made its first-ever appearance in the league's postseason tournament title game...Cornhuskers had school-record tying 14-game win string from late November through late January...Rich King was second-team All-Big Eight pick, finished career with fourth-highest point total in school history (1,475) and would go on to become NU's first-ever NBA first-round draft pick (14th pick, Seattle SuperSonics).



The tallest player in school history at 7-2, Rich King was a first-round draft pick of the Seattle SuperSonics. King finished his career as Nebraska's single-season and career record holder in blocked shots.

**1991-92**

Overall Record: 19-10

Conference: 7-7 in Big Eight (5th)

Home: 14-2 (5-2) Away: 5-8 (2-5)

Coach: Danny Nee

H	11/23	Sam Houston State	.....	W	91	42
H	11/25	Southern California	.....	W	93	84
A	11/30	Southern Utah	.....	W	106	101
H	12/2	The Citadel	.....	W	84	61
A	12/4	Michigan State (22)	.....	L	78	101
A	12/7	Creighton	.....	W	90	85
H	12/11	Wisconsin	.....	W	86	67

Ameritas Classic\*

H	12/20	Texas A&M*	.....	W	91	68
H	12/21	Eastern Washington*	.....	W	102	67
H	12/30	UW-Green Bay	.....	W	76	68
A	1/2	Toledo	.....	W	57	52
H	1/4	Eastern Illinois	.....	W	81	68
A	1/11	Colorado	.....	W	84	74
H	1/18	Missouri (13)	.....	L	73	83
H	1/20	UMKC	.....	W	74	71
A	1/25	Kansas (5)	.....	L	78	103
H	1/28	Oklahoma (18)	.....	L	76	79
H	2/1	Iowa State	.....	W	68	63
H	2/5	Oklahoma State (2)	.....	W	85	69
A	2/8	Kansas State	.....	L	66	70
A	2/17	Missouri (9)	.....	L	61	87
H	2/19	Kansas (OT, 3)	.....	W	81	79
A	2/22	Iowa State (23)	.....	W	80	70
A	2/26	25/Oklahoma St. (14)	.....	L	51	72
H	2/29	25/Colorado	.....	W	84	70
H	3/4	Kansas State	.....	W	91	62
A	3/7	Oklahoma	.....	L	97	106

Big Eight Tournament\*

N	3/13	Oklahoma (24)	.....	L	85	107
---	------	---------------	-------	---	----	-----

NCAA Tournament

N	3/19	Connecticut**	.....	L	65	86
---	------	---------------	-------	---	----	----

\*\*Cincinnati, Ohio; \*Kansas City, Mo.

Season Notes: Nebraska made back-to-back NCAA Tournament appearances for the first time ever...picked to finish sixth in a preseason poll of Big Eight media, the Huskers were fifth at 7-7...Huskers' appearance at No. 25 in the Feb. 24 AP poll marked first time NU had been rated in consecutive years...eight of 10 losses were to nationally ranked opponents and all 10 were to postseason tournament teams...two biggest wins of the season came in February, an 86-65 decision over 20-0 and No. 2 Oklahoma State and an 81-79 overtime victory over No. 3 Kansas two weeks later...Jamar Johnson was second-team All-Big Eight pick...Derrick Chandler broke NU single-season record for blocked shots and finished year with second-highest one-year total in Big Eight history (91).

**1992-93**

Overall Record: 20-11

Conference: 8-6 in Big Eight (t-2nd)

Home: 14-2 (5-2) Away: 6-9 (3-4)

Coach: Danny Nee

Ameritas Classic\*

H	12/4	25/Colgate*	.....	W	108	76
H	12/5	25/Kent State*	.....	W	85	61
H	12/7	25/The Citadel	.....	W	86	46
H	12/10	25/Creighton	.....	W	100	83
A	12/12	25/Wichita State	.....	W	71	64
H	12/19	20/Appalachian St.	.....	W	93	83
H	12/21	17/Texas-Arlington	.....	W	116	95
A	12/23	17/Southern California	.....	L	64	74

Rainbow Classic\*\*

N	12/28	20/Michigan** (6)	.....	L	73	88
N	12/29	20/Southwestern La.**	.....	L	80	109
N	12/30	20/Fordham**	.....	W	79	55
H	1/2	20/Eastern Illinois	.....	W	70	54
H	1/5	Southern Utah	.....	W	100	85
A	1/9	UMKC	.....	W	66	65
A	1/14	Oklahoma (10)	.....	L	89	102
A	1/16	Oklahoma State	.....	L	73	78
H	1/20	Sacramento State	.....	W	86	70
H	1/23	Kansas State	.....	L	64	66
A	1/25	Colorado	.....	W	82	67
H	1/30	Missouri (OT)	.....	W	88	87
A	2/3	Iowa State	.....	L	69	96
H	2/7	Kansas (3)	.....	W	68	64

A	2/13	Kansas State (23)	.....	W	80	59
H	2/15	Oklahoma State	.....	L	63	73
A	2/21	Missouri	.....	W	76	75
H	2/24	Colorado	.....	W	76	67
H	2/27	Iowa State	.....	W	91	87
A	3/3	Kansas (8)	.....	L	83	94
H	3/7	Oklahoma	.....	W	94	83

Big Eight Tournament\*

N	3/12	Kansas State	.....	L	45	47
---	------	--------------	-------	---	----	----

NCAA Tournament

N	3/19	New Mexico State*** (24)	.....	L	79	93
---	------	--------------------------	-------	---	----	----

\*\*Honolulu, Hawaii; \*\*\*Syracuse, N.Y.; \*Kansas City, Mo.  
Season Notes: For third straight season, Nebraska earns an NCAA Tournament invite...second time in three seasons that Cornhuskers win 20 games...Nee becomes first person in NU history to coach three 20-game winners...Eric Piatkowski earned first-team All-Big Eight honors, the first Husker honored since Dave Hoppen earned the last of three straight awards in 1985-86...Piatkowski became 16th player in school history to reach the 1,000-point plateau...Nebraska began year ranked 25th in AP poll, was ranked in six of first seven polls before falling out...Huskers' 21-point win at Manhattan, Kan., was their largest on the road in conference play since the 1931-32 season.

**1993-94**

Overall Record: 20-10

Conference: 7-7 in Big Eight (4th)

Home: 13-3 (5-2) Away: 7-7 (2-5)

Coach: Danny Nee

H	11/27	Texas-San Antonio	.....	W	96	85
H	11/28	Texas	.....	L	75	78
A	12/1	Appalachian State	.....	L	82	91

Ameritas Classic\*

H	12/3	Ohio*	.....	W	94	68
H	12/4	Portland*	.....	W	111	85
A	12/9	Creighton	.....	W	67	53
H	12/11	Wichita State	.....	W	94	72
A	12/18	Michigan State	.....	W	85	81
H	12/20	Florida A&M	.....	W	86	61
H	12/31	Northern Iowa	.....	W	70	63
A	1/3	Iowa State	.....	W	78	72
H	1/5	Southern Utah	.....	W	89	85
H	1/8	Colorado	.....	W	106	67
H	1/15	UMKC	.....	W	92	71
A	1/19	Colorado	.....	L	81	86
H	1/24	Missouri (24)	.....	L	73	89
H	1/29	Oklahoma	.....	L	76	79
A	2/6	Kansas (3)	.....	L	87	94
A	2/9	Kansas State	.....	W	76	68
H	2/12	Iowa State	.....	W	102	96
A	2/14	Oklahoma (OT)	.....	L	111	115
A	2/19	Oklahoma State	.....	L	80	98
H	2/23	Kansas (10)	.....	W	96	87
H	2/26	Kansas State	.....	W	86	77
H	3/2	Oklahoma State (21)	.....	W	89	81
A	3/5	Missouri (6)	.....	L	78	80

Big Eight Tournament\*

N	3/11	Oklahoma	.....	W	105	88
N	3/12	Missouri (3)	.....	W	98	91
N	3/13	Oklahoma State (23)	.....	W	77	68

NCAA Tournament

N	3/17	22/Pennsylvania**	.....	L	80	90
---	------	-------------------	-------	---	----	----

\*\*Long Island, N.Y.; \*Kansas City, Mo.

Season Notes: For first time in school history, NU recorded back-to-back 20-win seasons, as Huskers finished 20-10 overall en route to a fourth straight NCAA Tournament appearance...after 1-2 start, NU ran off 11-straight wins, a streak highlighted by road wins at Michigan State and Iowa State (snapped Cyclones' 22-game homecourt win streak)...Huskers were 4-6 in Big Eight with four games to play, but rallied to win three of their last four, then went on to capture first-ever Phillips 66 Big Eight Tournament title...Eric Piatkowski earned first-team All-Big Eight honors for second straight season, averaged 21.5 points and finished his career as No. 2 scorer in school history with 1,817 points...Bruce Chubick earned first-team Phillips 66 Academic All-Big Eight honors for third straight season...NU was ranked 22nd in final AP poll, marking fourth straight season it appeared in the rankings, and only third time in school history it had been ranked in season-ending poll.



1990-91: 26-8 RECORD



1991-92: 19-10 RECORD



1992-93: 20-11 RECORD



1993-94: 20-10 RECORD

The Huskers made a school-record four straight NCAA Tournament appearances from 1991 to 1994.

# N 2019-20 NEBRASKA BASKETBALL ALL-TIME RESULTS



Andre Smith (left) was named the Big Eight Player of the Year in 1981 and earned honorable-mention All-America honors in each of his final two seasons at Nebraska. Venson Hamilton (right) earned Big 12 Player-of-the-Year honors, averaging 15.7 points and 10.2 rebounds per game in 1998-99. Hamilton holds NU career marks for rebounds (1,080) and blocked shots (241).

Led by All-Big 12 selection Tyrronn Lue, the 1997-98 Huskers went 20-12 and posted its best conference record since the 1991-92 season.

## 1994-95

Overall Record: 18-14  
Conference: 4-10 in Big Eight (7th)  
Home: 11-6 (2-5) Away: 7-8 (2-5)  
Coach: Danny Nee

San Juan Shootout<sup>A</sup>

N	11/25	Northeast Louisiana <sup>A</sup> .....	W	99	77
N	11/26	Virginia Tech <sup>A</sup> .....	L	81	87
N	11/27	Coll. of Charleston <sup>A</sup> .....	W	74	72

Ameritas Classic<sup>\*</sup>

H	12/2	Morehead State <sup>*</sup> .....	W	96	55
H	12/3	Idaho State <sup>*</sup> .....	W	98	72
H	12/7	Creighton.....	W	85	57
H	12/10	Michigan St. (15, OT).....	W	96	91
H	12/17	Western Illinois.....	W	69	62
H	12/21	Northeastern Illinois.....	W	101	60
A	12/22	Northern Iowa (OT).....	W	95	88
H	12/29	23/Delaware State.....	W	94	52
H	12/31	23/Appalachian St.....	W	108	71
A	1/4	19/Texas.....	L	74	102
H	1/7	19/Missouri.....	L	74	82
A	1/9	Long Beach State.....	W	82	71
H	1/12	Kansas State.....	W	78	56
A	1/18	UMKC.....	W	63	60
A	1/23	Kansas (7).....	L	67	84
A	1/28	Oklahoma (25).....	L	72	82
H	2/1	Oklahoma State.....	L	65	82
H	2/5	Oklahoma (24).....	W	71	59
A	2/8	Colorado.....	W	100	86
A	2/11	Iowa State (19, OT).....	L	69	72
H	2/14	Kansas (3).....	L	68	91
A	2/18	Oklahoma State (22).....	L	53	93
A	2/22	Missouri (14).....	W	78	75
H	2/25	Colorado.....	L	74	80
A	3/1	Kansas State.....	L	73	75
H	3/5	Iowa State (24).....	L	77	79

Big Eight Tournament<sup>%</sup>

N	3/10	Oklahoma State (19).....	L	48	68
---	------	--------------------------	---	----	----

National Invitation Tournament

H	3/16	Georgia.....	W	69	61
H	3/21	Penn State.....	L	59	65

<sup>A</sup>San Juan Shootout, San Juan, P.R.; <sup>%</sup>Kansas City, Mo.

Season Notes: Nebraska reached the second round of the NIT in its fifth straight postseason appearance...Huskers climbed as high as 18th (CNN/USA Today) and 19th (AP) in the national polls...Jaron Boone earned second-team All-Big Eight honors and set then-single-season school records for 3-point field goals and 3-point attempts...Erick Strickland, a Big Eight All-Defensive team member, established then-school record for steals in a season (89)...Nebraska won 18 games for only the 15th time and the sixth time under Danny Nee.

## 1995-96

Overall Record: 21-14  
Conference: 4-10 in Big Eight (7th)  
Home: 11-5 (3-4) Away: 10-9 (1-6)  
Coach: Danny Nee

Big Island Invitational<sup>A</sup>

N	11/24	Toledo <sup>A</sup> .....	W	72	59
N	11/25	Oregon <sup>A</sup> (OT).....	W	114	106
N	11/26	Minnesota <sup>A</sup> .....	W	96	85

Ameritas Classic<sup>\*</sup>

H	12/1	Georgia Southern <sup>*</sup> .....	W	82	59
H	12/2	Grambling State <sup>*</sup> .....	W	96	80
A	12/6	Creighton.....	W	88	67
A	12/9	Minnesota.....	L	80	91
H	12/16	Northern Iowa.....	L	104	109
H	12/18	Northeast Illinois.....	W	94	76
H	12/20	Delaware State.....	W	88	41

Far West Classic<sup>%</sup>

N	12/29	Oregon.....	W	99	76
N	12/30	Mississippi St. (17).....	L	66	69
H	1/3	Texas (23).....	W	85	69
H	1/6	Long Beach State.....	W	69	68
H	1/10	Colorado.....	W	79	74
A	1/13	Oklahoma (30T).....	L	100	117
H	1/17	UMKC.....	W	87	69
A	1/20	Oklahoma State.....	W	66	57
H	1/24	Missouri.....	W	76	58
H	1/28	Kansas (3).....	L	73	88
A	1/31	Kansas State.....	L	68	77
H	2/3	Iowa State.....	L	65	75
A	2/7	Missouri.....	L	98	99
A	2/10	Iowa State (21).....	L	59	74
H	2/17	Oklahoma State.....	L	57	72
A	2/19	Kansas (5).....	L	71	81
H	2/25	Oklahoma (OT).....	L	76	80
A	2/28	Colorado.....	L	64	78
H	3/3	Kansas State.....	W	70	66

Big Eight Tournament<sup>A</sup>

N	3/8	Iowa State (23).....	L	60	62
---	-----	----------------------	---	----	----

National Invitation Tournament

A	3/14	Colorado State.....	W	91	83
H	3/19	Washington State.....	W	82	73
A	3/22	Fresno State.....	W	83	71
NY	3/26	Tulane#.....	W	90	78
NY	3/28	St. Joseph's#.....	W	60	56

<sup>A</sup>Hilo, Hawaii; <sup>\*</sup>Lincoln, Neb. <sup>%</sup>Far West Classic, Portland, Ore.; <sup>A</sup>Kansas City, Mo.

Season Notes: The Huskers captured the NIT title, Nebraska's first national tournament title of any kind...1995-96 marked the end of NU's five-year stretch being ranked in the national polls at least one week during the season...Erick Strickland earned second-team All-Big Eight honors, was named to the Big Eight All-Defensive team and was the NIT Most Valuable Player...Tyrronn Lue was a first-team Big Eight All-Freshman selection and was named to the NIT All-Star team.

## 1996-97

Overall Record: 18-15  
Conference: 7-9 in Big 12 (7th)  
Home: 13-3 (6-2) Away: 5-12 (1-7)  
Coach: Danny Nee

A	11/23	Texas (17) (OT).....	L	81	83
H	11/26	Weber State.....	W	83	66
H	11/30	Oregon State.....	W	75	67
H	12/3	Texas-San Antonio.....	W	79	76

Ameritas Classic<sup>\*</sup>

H	12/6	Coppin State <sup>*</sup> .....	W	88	72
H	12/7	Bowling Green <sup>*</sup> .....	W	73	68
A	12/11	UMKC.....	W	76	64
H	12/21	Minnesota (16).....	L	56	70

Puerto Rico Holiday Classic<sup>@</sup>

N	12/30	Old Dominion@.....	W	72	66
N	12/31	Cincinnati (6)@.....	L	73	84
N	1/1	Bowling Green@.....	L	55	58
A	1/4	Colorado.....	L	73	79
H	1/8	Creighton.....	W	71	52
H	1/11	Texas A&M.....	W	74	72
H	1/15	Kansas State (OT).....	W	87	77
H	1/18	Missouri.....	W	76	53
A	1/22	Missouri.....	L	74	75
A	1/25	Oklahoma.....	L	77	84
H	1/29	Iowa State (11).....	L	67	77
A	2/1	Kansas (1) (OT).....	L	77	82
H	2/5	Colorado (15).....	W	77	69
A	2/8	&Texas Tech (23).....	L	74	87
A	2/10	Kansas State.....	L	53	61
A	2/13	Northern Iowa.....	W	77	69
H	2/16	Texas.....	W	79	67
A	2/19	Baylor.....	L	60	71
A	2/22	Iowa State (7) (OT).....	W	74	69
H	2/26	Oklahoma State.....	W	77	68
H	3/2	Kansas (1).....	L	65	85

Phillips 66 Big 12 Tournament<sup>A</sup>

N	3/6	Missouri#.....	L	72	78
---	-----	----------------	---	----	----

National Invitation Tournament

H	3/12	Washington.....	W	67	63
A	3/18	Nevada.....	W	78	68
A	3/21	Connecticut.....	L	67	76

<sup>\*</sup>Ameritas Classic, Lincoln, Neb.; <sup>@</sup> Puerto Rico Holiday Classic, Bayamon, P.R.; <sup>A</sup>Kansas City, Mo.; & Texas Tech later forfeited game

Season Notes: Nebraska won 18 or more games for the seventh straight year and reached postseason play for the seventh straight year...the Huskers defeated a ranked team for the seventh straight season with wins over Colorado and Iowa State...NU appeared in the NIT for the third consecutive season...Mikki Moore became NU's all-time blocked shot leader...Tyrronn Lue earned second-team All-Big 12 honors...Cookie Belcher was a first-team All-Big 12 Rookie selection...NU was 13-3 at home, losing only to Kansas, Iowa State and Minnesota, three teams that advanced to the NCAA Sweet 16.

## 1997-98

Overall Record: 20-12  
Conference: 10-6 in Big 12 (4th)  
Home: 13-2 (6-2) Away: 7-10 (4-4)  
Coach: Danny Nee

H	11/16	UNC Greensboro.....	W	75	51
H	11/19	Western Illinois.....	W	86	57
H	11/22	New Orleans.....	W	81	66
H	11/25	Colorado State.....	W	64	57
H	11/29	Texas-San Antonio.....	W	68	59
A	12/1	Tulsa.....	L	68	85

Ameritas Classic<sup>\*</sup>

H	12/5	UNC Wilmington <sup>*</sup> .....	W	85	68
H	12/6	Grambling State <sup>*</sup> .....	W	85	48
A	12/10	Creighton.....	L	73	84
A	12/13	Minnesota.....	W	70	66

Rainbow Classic<sup>@</sup>

N	12/27	Virginia@.....	W	80	65
A	12/29	Hawaii@.....	L	62	87
N	12/30	Vanderbilt@.....	L	69	80
A	1/3	Kansas (2).....	L	76	96
A	1/7	Oklahoma State.....	W	67	62
H	1/11	Colorado.....	W	87	72
H	1/18	Oklahoma.....	W	53	43
A	1/21	Texas.....	L	91	105
H	1/24	Iowa State.....	W	63	49
A	1/28	Kansas State.....	L	49	72
H	2/1	Kansas (5).....	L	71	82
A	2/4	Missouri (OT).....	L	76	81
H	2/7	Kansas State.....	L	63	69
A	2/11	Texas A&M.....	W	75	58
H	2/14	Baylor.....	W	66	55
H	2/18	Missouri (OT).....	W	67	66
A	2/21	Colorado.....	W	79	71
H	2/25	Texas Tech.....	W	82	65
A	2/28	Iowa State.....	W	70	62

Phillips 66 Big 12 Tournament<sup>A</sup>

N	3/6	Baylor.....	W	65	46
N	3/7	Kansas (4).....	L	59	91

NCAA Tournament

N	3/12	Arkansas (17)%.....	L	65	74
---	------	---------------------	---	----	----

<sup>\*</sup>Ameritas Classic, Lincoln, Neb.; <sup>@</sup> Rainbow Classic, Honolulu, Hawaii; <sup>%</sup>NCAA Tournament, Boise, Idaho; <sup>A</sup>Kansas City, Mo.

Season Notes: Nebraska's school record of consecutive postseason appearances reached eight seasons...Nebraska won 20 games for the fifth time in eight seasons and the sixth time under Danny Nee...NU made its first NCAA Tournament appearance since 1994, but failed to pick up its first NCAA win...Nebraska posted seven consecutive wins against league foes for the first time in 20 seasons...NU's 10-6 league record was its best since a 9-5 Big Eight mark in 1990-91...Tyrronn Lue was a first-team All-Big 12 choice and became NU's 19th, 1,000-point scorer and was a first-round NBA draft choice...Venson Hamilton broke the single-season rebounding record.



**1998-99**

Overall Record: 20-13  
 Conference: 10-6 in Big 12 (1-5th)  
 Home: 12-4 (6-2) Away: 8-9 (4-4)  
 Coach: Danny Nee

H 11/14	UNC Greensboro	W	79	59
N 11/19	Villanova*	L	60	75
N 11/21	Washington State*	W	95	84
N 11/22	Wisconsin*	L	41	78
H 11/28	North Carolina A&T	W	65	47
H 12/1	Tulsa	L	49	52

Ameritas Classic\*\*

H 12/4	SW Texas State**	W	63	54
H 12/5	Colgate**	W	60	48
H 12/9	Creighton	W	76	60
A 12/12	Colorado State	L	49	75
H 12/19	Minnesota (17)	L	51	55
A 12/27	San Francisco	W	62	52
A 12/30	UMKC	W	81	65
A 1/2	Missouri	L	57	80
H 1/10	Texas	L	76	89
H 1/13	Kansas State	W	70	61
A 1/16	Baylor	W	68	55
A 1/20	Oklahoma (25)	W	96	81
H 1/23	Colorado	W	72	55
H 1/27	Kansas (20)	W	84	69
A 1/30	Iowa State	L	47	52
A 2/3	Colorado	W	57	52
H 2/6	Missouri (24)	W	69	61
A 2/10	Kansas (24)	W	64	59
H 2/13	Iowa State	W	59	57
H 2/17	Oklahoma State	L	48	60
A 2/20	Texas Tech	L	68	73
A 2/24	Kansas State	L	45	62
H 2/27	Texas A&M	W	87	68

Phillips 66 Big 12 Tournament\*

N 3/4	Texas Tech	W	69	50
N 3/5	Kansas	L	53	77

National Invitation Tournament

H 3/10	UNLV	W	68	55
A 3/15	TCU	L	89	101

\* Top of the World Classic, Fairbanks, Alaska;  
 \*\* Lincoln, Neb. \*Kansas City, Mo.  
 Season Notes: Nebraska's school record of consecutive postseason appearances reached nine seasons... Nebraska won 20 games for the sixth time in nine seasons, the seventh time under Danny Nee...senior center Venson Hamilton was named first-team All-Big 12, the Big 12 Player of the Year and an honorable-mention All-American...Hamilton also became NU's all-time leader in rebounding, blocked shots and games played and joined NU's 1,000-point club...junior guard Cookie Belcher broke the NU single-game, season and career steals record and was a third-team All-Big 12 pick...NU swept Kansas for the first time since 1983 and also won at Lawrence for the first time since the same season...NU won 10 conference games for the second straight season and posted four straight wins against nationally ranked opponents for the first time ever.

**1999-2000**

Overall Record: 11-19  
 Conference: 4-12 in Big 12 (1-8th)  
 Home: 10-6 (4-4) Away: 1-13 (0-8)  
 Coach: Danny Nee

H 11/23	Eastern Illinois (20T)	W	81	78
---------	------------------------	---	----	----

Hoop and Quill Classic\*

N 11/26	Southern Mississippi*	L	48	75
N 11/27	Northwestern*	W	61	52
N 11/28	Rutgers*	L	62	81

Ameritas Classic\*\*

H 12/3	Western Carolina**	L	72	74
H 12/4	Monmouth**	W	63	47
A 12/9	Creighton	L	72	89
H 12/11	Pittsburgh	W	69	57
N 12/18	Arizona (4)***	L	59	80
H 12/20	San Francisco	L	60	64
H 12/22	Oral Roberts	W	80	65
H 12/31	Minnesota	W	90	78
H 1/4	Pacific	W	92	68
A 1/8	Kansas State	L	79	97
H 1/12	Iowa State	L	65	66

A 1/15	Kansas (8)	L	82	97
H 1/19	Texas Tech	W	70	67
H 1/22	Baylor	W	69	55
A 1/25	Texas (17)	L	55	82
H 1/29	Kansas State	W	81	72
H 2/5	Missouri	L	78	84
A 2/8	Colorado	L	58	70
A 2/12	Iowa State (17)	L	65	87
H 2/14	Oklahoma (20)	L	54	62
A 2/19	Oklahoma State (8)	L	55	94
H 2/23	Kansas (23)	L	58	83
H 2/26	Colorado	W	69	64
A 3/1	Missouri	L	72	86
A 3/4	Texas A&M (OT)	L	76	83

Phillips 66 Big 12 Tournament\*

N 3/9	Baylor	L	55	63
-------	--------	---	----	----

\* Hoop and Quill Classic, St. Charles, Mo.; \*\* Lincoln, Neb.; \*\*\* Las Vegas Showdown, Las Vegas, Nev. \*Kansas City, Mo.  
 Season Notes: Danny Nee established a new school record for coaching victories with 254...NU tied the school record for losses with 19 and did not win a game on an opponent's home court for the first time since 1960...Kimani Ffriend earned second-team All-Big 12 honors, and Larry Florence and Steffon Bradford were honorable-mention picks.

**2000-01**

Overall Record: 14-16  
 Conference: 7-9 in Big 12 (7th)  
 Home: 8-6 (5-3) Away: 6-10 (2-6)  
 Coach: Barry Collier

A 11/18	Oral Roberts	L	83	87
H 11/21	Eastern Illinois	W	85	71
H 11/27	Winthrop	W	65	44
A 12/2	Pittsburgh	L	51	52

Husker Classic#

H 12/8	UMKC#	L	71	82
H 12/9	Alaska-Fairbanks#	W	84	55

FedEx Orange Bowl Classic%

N 12/16	Miami%	W	72	64
---------	--------	---	----	----

San Juan Shootout\*

N 12/20	Iona*	W	81	80
N 12/21	Kent State*	W	69	68
N 12/22	Southern Methodist*	W	72	70
A 12/28	Minnesota (OT)	L	70	74
H 12/30	Murray State	L	71	79
H 1/2	Creighton	L	51	62
A 1/6	Missouri	L	66	68
H 1/13	Texas (22)	W	80	67
A 1/17	Kansas (5)	L	62	84
H 1/20	Iowa State (23)	L	59	60
H 1/24	Missouri	W	85	79
A 1/27	Oklahoma (24)	L	66	77
A 1/30	Kansas State	W	63	61
H 2/3	Colorado	L	57	60
H 2/7	Oklahoma State (OT)	W	78	75
A 2/10	Baylor	L	58	69
H 2/14	Kansas State	W	82	56
A 2/17	Colorado (OT)	W	87	82
A 2/21	Texas Tech	L	64	65
H 2/25	Kansas (10)	L	74	78
H 2/28	Texas A&M	W	97	69
A 3/3	Iowa State (8)	L	73	86

Phillips 66 Big 12 Tournament\*

N 3/8	Kansas State	L	58	62
-------	--------------	---	----	----

#-Lincoln, Neb.; %-Miami, Fla.; ^-Carolina, P.R. \*Kansas City, Mo.  
 Season Notes: Barry Collier became the 25th head coach in school history when he took over the program...senior Cookie Belcher set the Big 12 record and finished third in NCAA history with 353 steals...Nebraska recorded a five-game winning streak in mid-December, while winning the San Juan Shootout title...Belcher ended his illustrious career by earning second-team All-Big 12 honors...Kimani Ffriend and Steffon Bradford were tabbed honorable-mention all-conference.

**2001-02**

Overall Record: 13-15  
 Conference: 6-10 in Big 12 (1-7th)  
 Home: 12-4 (5-3) Away: 1-11 (1-7)  
 Coach: Barry Collier

H 11/20	North Carolina A&T	W	69	57
H 11/24	Winthrop	W	73	65
H 11/28	Texas-San Antonio	W	81	63
H 12/2	Wofford	W	65	46
H 12/5	Western Illinois	W	72	53
H 12/8	Oral Roberts	W	61	55
A 12/12	Creighton	L	70	76
H 12/15	Sam Houston State	L	70	74
A 12/22	Minnesota	L	72	81
A 12/29	Pacific	L	52	75
H 1/2	Savannah State	W	66	47
A 1/5	Missouri (17)	L	53	60
A 1/9	Kansas (1)	L	57	96
H 1/12	Colorado	W	75	67
H 1/16	Oklahoma (5)	L	51	78
A 1/19	Texas	L	66	77
A 1/23	Oklahoma State (11)	L	63	70
H 1/26	Iowa State (OT)	W	86	84
H 1/30	Texas Tech (20)	W	80	69
A 2/5	Colorado	L	61	84
H 2/9	Kansas State	W	99	82
H 2/13	Missouri	L	71	87
A 2/16	Iowa State	L	79	85
A 2/20	Texas A&M	W	82	72
H 2/24	Kansas (1)	L	87	88
H 2/27	Baylor	W	75	55
A 3/2	Kansas State	L	58	67

Phillips 66 Big 12 Tournament\*

N 3/7	Colorado	L	60	67
-------	----------	---	----	----

\*Kansas City, Mo.  
 Season Notes: Senior Cary Cochran set Nebraska career, season and single-game records for 3-pointers, and finished third in Big 12 history with 268...Cochran led the nation in free-throw percentage and finished second in NU single-season history...NU recorded six straight victories to open the season, and finished with a 12-4 mark at the Devaney Center...Cochran and senior John Robinson II were selected honorable-mention All-Big 12 (coaches)...Cochran and Brian Conklin were named to the academic All-Big 12 first-team, and Cochran was selected to the Verizon Academic All-District first-team.

**2002-03**

Overall Record: 11-19  
 Conference: 3-13 in Big 12 (12th)  
 Home: 9-6 (3-5) Away: 2-13 (0-8)  
 Coach: Barry Collier

Top of the World Classic!

N 11/21	Centenary!	W	68	45
N 11/23	Alaska-Fairbanks!	L	61	64
N 11/24	Ball State!	L	65	73
H 12/1	Texas-San Antonio	W	69	53
A 12/5	South Florida	L	60	65
H 12/8	Minnesota (20)	W	80	60
H 12/14	IPFW	W	63	46
H 12/21	Creighton (20)	L	73	81

ASU Hoops Classic#

N 12/27	UC Santa Barbara#	W	60	57
A 12/28	Arizona State#	L	63	75
H 12/31	Eastern Washington	W	63	60
H 1/4	Denver (OT)	W	79	75
H 1/7	Lipscomb	W	70	60
A 1/11	Kansas (14)	L	59	92
H 1/15	Texas A&M	L	52	53
H 1/18	Colorado (OT)	W	80	77
A 1/22	Kansas State	L	53	77
A 1/25	Iowa State	L	61	71
H 1/29	Missouri (25)	L	56	63
H 2/1	Kansas (12)	L	51	81
A 2/5	Texas Tech	L	49	75
H 2/12	Oklahoma State (13)	L	70	77
H 2/15	Texas (6)	L	63	75
A 2/18	Missouri	L	50	67
A 2/22	Baylor	L	64	78
H 2/25	Kansas State	W	68	61
H 3/1	Iowa State	W	69	61
A 3/4	Oklahoma (5)	L	51	76

A 3/8	Colorado	L	69	84
-------	----------	---	----	----

Phillips 66 Big 12 Tournament@

N 3/13	Missouri	L	61	70
--------	----------	---	----	----

IFairbanks, Alaska; #Tempe, Ariz.; @Dallas, Texas  
 Season Notes: Nebraska finished the year 9-6 at the Devaney Center, its 27th straight home winning season, but lost a school-record tying 19 games on the year... Andrew Drevo and Nate Johnson earned honorable-mention All-Big 12 honors by AP and the league's head coaches, respectively...John Turek was named academic All-Big 12.

**2003-04**

Overall Record: 18-13  
 Conference: 6-10 in Big 12 (1-9th)  
 Home: 15-3 (5-3) Away: 3-10 (1-7)  
 Coach: Barry Collier

H 11/22	Fairleigh Dickinson	W	80	64
H 11/29	Eastern Michigan	W	67	59
H 12/3	Arizona State	W	66	60
H 12/6	South Florida	W	75	52
H 12/8	Delaware State	W	68	39
A 12/10	Creighton	L	54	61
H 12/13	Tennessee	W	77	62
H 12/20	Bethune-Cookman	W	70	26
H 12/22	Lipscomb	W	75	52
A 12/29	Minnesota	W	77	60
H 1/6	St. Francis (Pa.)	W	93	49
A 1/10	Iowa State	L	74	89
H 1/14	Colorado	L	60	68
A 1/17	Texas (18)	L	61	63
H 1/21	Baylor	W	76	47
A 1/24	Missouri	L	51	72
H 2/1	Oklahoma (25)	L	50	52
A 2/4	Kansas State	L	61	78
H 2/7	Missouri	W	78	62
A 2/11	Texas A&M	W	83	77
H 2/15	Kansas (12)	W	74	55
H 2/18	Kansas State	L	58	63
A 2/21	Oklahoma St. (7, OT)	L	83	87
H 2/24	Texas Tech (25)	W	72	44
H 2/28	Iowa State	W	68	65
A 3/3	Kansas (21)	L	67	78
A 3/6	Colorado	L	75	78

Phillips 66 Big 12 Tournament&

N 3/11	Oklahoma	L	59	63
--------	----------	---	----	----

National Invitation Tournament

A 3/16	Creighton	W	71	70
H 3/19	Niagara	W	78	70
A 3/22	Hawaii	L	83	84

&Dallas, Texas  
 Season Notes: Nebraska picked up its first postseason berth in five years and first under Coach Barry Collier... the Huskers went 2-1 in the NIT...Nebraska finished with a 15-3 record at home, tying for the second-most home wins in Devaney Center history...Nate Johnson led the team in scoring (13.0) while picking up honorable-mention all-conference honors...Johnson finished as the second-highest scoring transfer in school history, only behind teammate Andrew Drevo...Brian Conklin set a Big 12 and school record by hitting 55.9 percent from 3-point range...The Huskers set the Big 12 mark for fewest points allowed in a contest (26) and in a half (12) against Bethune-Cookman.

**2004-05**

Overall Record: 14-14  
 Conference: 7-9 in Big 12 (1-8th)  
 Home: 10-6 (4-4) Away: 4-8 (3-5)  
 Coach: Barry Collier

H 11/23	Arkansas-Pine Bluff	W	97	40
H 11/27	Texas Southern	W	78	58
A 12/2	UAB	L	66	80
H 12/6	Morgan State	W	64	34
H 12/8	Minnesota	L	48	57
H 12/11	Creighton	L	48	50
H 12/18	North Carolina A&T	W	71	49
A 12/21	Marquette	L	62	81
A 12/30	Tennessee	W	62	61
H 1/2	Montana State	W	78	45
A 1/8	Kansas State (20T)	W	95	85
A 1/12	Colorado	W	68	61
H 1/15	Texas (10)	L	53	63

# N 2019-20 NEBRASKA BASKETBALL

## ALL-TIME RESULTS

A	1/19	Kansas (2)	L	57	59
A	1/22	Missouri	L	70	80
H	1/26	Texas A&M	W	77	67
A	1/29	Texas Tech	L	68	84
H	2/1	Utah Valley State	W	91	57
H	2/5	Kansas (3)	L	65	78
H	2/8	Iowa State	L	60	65
A	2/12	Baylor	W	74	63
A	2/16	Oklahoma (21)	L	60	83
H	2/19	Missouri	L	53	56
H	2/22	Oklahoma State (4)	W	74	67
A	2/27	Iowa State	W	76	69
H	3/2	Colorado	W	70	55
A	3/5	Kansas State	L	53	73

Phillips 66 Big 12 Tournament#

N	3/10	Missouri	L	67	70
---	------	----------	---	----	----

#Kansas City, Mo.  
 Season Notes: Nebraska won at least 10 home games for the 23rd time in 29 years at the Devaney Center...the Huskers' biggest win of the season came at home against No. 4 Oklahoma State, NU's first win over a top-five program since 1994...freshman guard Joe McCray earned honorable-mention All-Big 12 honors from the coaches and AP after setting the freshman records for scoring average (15.5 ppg) at NU and 3-pointers (80) in the Big 12...freshman center Aleks Maric broke NU freshman record for rebounds (169)...five Huskers earned academic All-Big 12 honors, including Jake Muhleisen who was also named academic all-district.

### 2005-06

Overall Record: 19-14  
 Conference: 7-9 in Big 12 (6th)  
 Home: 14-5 (4-4) Away: 5-9 (3-5)  
 Coach: Barry Collier  
 John Thompson Foundation Basketball Challenge^

H	11/18	Longwood^	W	80	65
H	11/19	Yale^	W	73	64
H	11/20	Louisiana Tech^	W	59	56
H	11/27	SE Missouri State	W	69	54
H	11/30	Marquette	W	84	74
H	12/3	UAB	L	72	73
H	12/8	South Dakota State	W	76	67
A	12/11	Creighton	L	44	70
H	12/17	Chicago State	W	76	65
H	12/19	North Carolina A&T	W	107	57
H	12/21	Alabama A&M	W	67	60

Micro PCS Orange Bowl Classic@

N	12/31	Florida State@	L	60	74
H	1/3	Northern Colorado	W	60	50
H	1/7	Oklahoma (12)	W	59	58
A	1/11	Kansas State	W	57	42
H	1/17	Iowa State	L	75	88
A	1/21	Kansas	L	54	96
A	1/25	Colorado	L	59	81
H	1/28	Missouri	W	65	52
A	1/31	Oklahoma State	W	59	57
H	2/4	Baylor	W	60	45
H	2/8	Kansas	L	48	69
A	2/11	Texas (6)	L	59	78
A	2/15	Iowa State	W	73	63
H	2/18	Texas Tech	L	64	70
H	2/22	Colorado	W	93	77
A	2/25	Texas A&M	L	55	66
H	3/1	Kansas State	L	64	66
A	3/5	Missouri	L	63	64

Phillips 66 Big 12 Tournament#

N	3/9	Missouri	W	71	64
N	3/10	Oklahoma (22)	W	69	63
N	3/11	Kansas (17)	L	65	79

National Invitation Tournament

A	3/16	Hofstra	L	62	73
---	------	---------	---	----	----

^Lincoln, Neb.; @Sunrise, Fla.; #Dallas, Texas  
 Season Notes: Nebraska won 19 games, its most since 1998-99... the Huskers earned their second postseason NIT appearance in three years after a sixth-place finish in the Big 12, their highest placing in eight years...NU reached the semifinals by winning two games at the conference tournament for the first time in the Big 12 era...Nebraska picked up two wins over ranked teams, both against Oklahoma...sophomore Aleks Maric led the Big 12 in double-doubles in league-only games and was third overall in rebounding.

### 2006-07

Overall Record: 17-14  
 Conference: 6-10 in Big 12 (7-7th)  
 Home: 12-4 (4-4) Away: 5-10 (2-6)  
 Coach: Doc Sadler

H	11/14	Nebraska-Omaha	W	76	62
H	11/18	Creighton (20)	W	73	61
H	11/21	Lubbock Christian	W	65	42
H	11/27	Arkansas-Pine Bluff	W	71	42
H	11/29	North Texas	W	76	57
A	12/2	Rutgers	L	73	75

Pape Jam!

N	12/9	Oregon!	L	56	68
H	12/17	Alabama A&M	W	82	55

Rainbow Classic\$

N	12/20	Wyoming\$	W	73	58
A	12/22	Hawaii\$	L	72	81
N	12/23	Houston\$	W	70	57

Micro PCS Orange Bowl Classic@

N	12/30	Miami@	W	82	67
H	1/3	Savannah State	W	81	53
H	1/6	Western Kentucky	W	82	71
A	1/10	Iowa State	L	62	71
A	1/17	Oklahoma	L	53	70
H	1/20	Colorado	W	71	50
H	1/24	Texas	L	61	62
A	1/27	Kansas State	L	45	61
H	1/29	Kansas (6)	L	56	76

A	2/3	Missouri	W	66	61
A	2/6	Texas Tech	W	61	59
H	2/10	Texas A&M (6)	L	55	66
H	2/13	Kansas State	W	74	63
A	2/17	Kansas (9)	L	39	92
A	2/21	Baylor	L	59	63
H	2/24	Missouri (OT)	W	82	77
H	2/28	Iowa State	L	63	69
A	3/3	Colorado	L	69	73
H	3/5	Oklahoma State	W	85	73

Phillips 66 Big 12 Tournament^

N	3/8	Oklahoma State	L	39	54
---	-----	----------------	---	----	----

!Portland, Ore.; \$Honolulu, Hawaii; @Sunrise, Fla.; ^Oklahoma City, Okla.

Season Notes: Doc Sadler became the 26th head coach in program history on Aug. 8, 2006, after former coach Barry Collier left his position in early August to become Athletic Director at his alma mater, Butler University...the Huskers reeled off five straight wins to open the season, including a victory over nationally ranked Creighton, on their way to a 17-14 overall record...Nebraska played only one home game in the month of

December while traveling more than 15,000 miles for six games... Nebraska defeated five teams that went on to play in the postseason...Aleks Maric earned second-team All-Big 12 honors from the coaches and Associated Press after averaging 18.5 points and 8.7 rebounds per game, totals that were fourth and second, respectively, in the conference...Maric also earned all-district honors from the coaches and the basketball writer's associations... Paul Velander was named to the academic all-league team.

### 2007-08

Overall Record: 20-13  
 Conference: 7-9 in Big 12 (7-7th)  
 Home: 17-3 (5-3) Away: 3-10 (2-6)  
 Coach: Doc Sadler

H	11/10	Presbyterian	W	67	52
H	11/17	Alabama A&M	W	59	45
H	11/20	Norfolk State	W	83	48
A	11/24	Creighton	L	62	74
H	11/26	IPFW	W	79	62
H	12/2	Arizona State	W	62	47
A	12/5	Western Kentucky (OT)	L	62	69
H	12/9	Rutgers	W	63	51
H	12/11	Savannah State	W	82	37
H	12/15	Oregon& (16, OT)	W	88	79
H	12/22	North Carolina Central	W	71	28
H	12/29	Alcorn State	W	77	53
H	1/4	Maryland Eastern Shore	W	86	50
H	1/12	Kansas (3)	L	58	79
A	1/15	Colorado	L	51	55
H	1/19	Baylor	L	70	72
A	1/26	Kansas (2)	L	49	84
A	1/30	Missouri	W	66	62
H	2/2	Iowa State	W	64	56
A	2/6	Kansas State (20)	L	64	71
H	2/9	Texas Tech	W	73	62
H	2/13	Missouri (OT)	L	78	86
A	2/16	Iowa State	L	52	60
H	2/20	Kansas State (24)	W	71	64
A	2/23	Texas A&M (22)	W	65	59
H	2/27	Oklahoma	W	63	45
A	3/1	Oklahoma State	L	63	77
A	3/4	Texas (9)	L	66	70
H	3/9	Colorado	W	68	49

Phillips 66 Big 12 Tournament^

N	3/13	Missouri	W	61	56
N	3/14	Kansas (5)	L	54	64

National Invitation Tournament

H	3/19	Charlotte	W	67	48
---	------	-----------	---	----	----

A 3/24 Mississippi (OT) ..... L 75 85  
 & at Qwest Center in Omaha ^Kansas City, Mo.  
 Season Notes: Nebraska earned just the 12th 20-win season in program history and Coach Doc Sadler tied the record for a Husker mentor with 37 wins in his first two years combined...it was the 14th overall NIT appearance by Nebraska...senior center Aleks Maric who earned first-team All-Big 12 honors from the AP and second-team accolades from the coaches after averaging 15.7 points and 10.2 rebounds per game...Maric also earned first-team all-district honors from the coaches and the basketball writer's associations...Maric was only second player in school history to top 1,000 career rebounds, and tied the school single-season record with 335 boards...Maric was only the third player in the Big 12 era with at least 1,600 points and 1,000 rebounds in a career.

### 2008-09

Overall Record: 18-13  
 Conference: 8-8 in Big 12 (8th)  
 Home: 14-4 (5-3) Away: 4-8 (3-5)  
 Coach: Doc Sadler

H	11/16	San Jose State	W	63	46
A	11/19	TCU	W	62	50
H	11/22	Arkansas-Pine Bluff	W	67	53
H	11/25	Saint Louis	W	71	57
H	11/29	Creighton	W	54	52
H	12/3	Alabama State	W	80	51
A	12/7	Arizona State (19)	L	44	64
A	12/13	Oregon State	L	63	64
H	12/20	IPFW	W	75	48
H	12/23	UMBC	L	64	66
H	12/30	South Carolina State	W	77	63
H	1/3	Maryland Eastern Shore	W	88	56
H	1/5	Florida A&M	W	81	56
H	1/10	Missouri	W	56	51
A	1/14	Iowa State	L	53	65
H	1/17	Kansas State	W	73	51
A	1/21	Oklahoma (6)	L	61	72
H	1/24	Oklahoma State (OT)	L	74	76
H	1/28	Kansas	L	62	68
A	1/31	Texas Tech	W	82	69
A	2/4	Colorado	W	55	53
H	2/7	Texas (16)	W	58	55
A	2/14	Missouri (17)	L	47	70
H	2/18	Colorado	W	46	41
A	2/21	Kansas (15)	L	53	70
H	2/24	Texas A&M	L	55	57
A	2/28	Kansas State	L	72	77
H	3/4	Iowa State	W	77	61
A	3/7	Baylor	W	66	62

Phillips 66 Big 12 Tournament^

N	3/11	Baylor	L	49	65
---	------	--------	---	----	----

National Invitation Tournament

A	3/17	New Mexico	L	71	83
---	------	------------	---	----	----

^Oklahoma City, Okla.

Season Notes: Despite fielding the shortest team in Division I in 2008-09, Nebraska finished with its first .500 record in Big 12 play in 10 years, and only the third time in the Big 12 era...with 18 regular-season wins, the Huskers earned their second straight NIT berth and 22nd postseason berth in school history...coach Doc Sadler set the Nebraska record for most wins in his first three years in Lincoln, posting 55 over three seasons...senior guard Ade Dagunduro was a third-team All-Big 12 selection by the coaches and media, and was selected to the coaches All-Defense Team...the Huskers continued a streak with at least one win over a ranked opponent for the ninth straight season, defeating No. 16 Texas, 58-55, at home.

2009-10

Overall Record: 15-18  
 Conference: 2-14 in Big 12 (12th)  
 Home: 12-6 (2-6) Away: 3-12 (0-8)  
 Coach: Doc Sadler

H	11/14	USC Upstate	W	76	49
A	11/18	Saint Louis	L	55	69
H	11/21	TCU	W	90	77
H	11/24	UMKC	W	70	48
A	11/29	USC	W	51	48
H	12/2	Texas-Pan American	W	81	53
A	12/6	Creighton	L	61	67
H	12/10	Chicago State@	W	74	39



Ade Dagunduro earned third-team All-Big 12 honors in 2009, and helped the Huskers to a pair of tournament bids in his career. Dagunduro played in the 2012 Olympics for Nigeria.



Lance Jeter earned third-team All-Big 12 honors in 2010-11, helping the Huskers to 19 wins and a berth in the NIT.



The 2013-14 Huskers went 19-13 en route to the school's first NCAA Tournament berth since 1998.

H	12/12	Oregon State	W	50	44
H	12/19	Jackson State@	W	57	41
N	12/22	Tulsa\$	W	74	70
N	12/23	BYU\$	L	66	88
H	12/29	Southern Utah	W	94	61
H	1/2	Maryland Eastern Shore	W	74	60
H	1/5	Southeastern Louisiana	W	77	59
A	1/9	Texas A&M	L	53	64
H	1/13	Kansas (3)	L	72	84
H	1/16	Iowa State	L	53	56
A	1/23	Missouri	L	53	70
A	1/27	Colorado	L	60	72
H	1/30	Oklahoma	W	63	46
H	2/2	Kansas State (10)	L	57	76
A	2/6	Kansas (1)	L	64	75
H	2/10	Baylor (24)	L	53	55
A	2/2	Texas (14)	L	51	91
A	2/17	Kansas State (7)	L	87	91
H	2/20	Missouri	L	59	74
A	2/24	Iowa State	L	74	78
H	2/27	Texas Tech (20T)	W	83	79
H	3/2	Colorado	L	68	81
A	3/6	Oklahoma State	L	55	74

Phillips 66 Big 12 Tournament<sup>A</sup>  
N 3/10 Missouri..... W 75 60  
N 3/11 Texas A&M (23)..... L 64 70  
@Las Vegas Classic, campus sites

\$Las Vegas Classic, Las Vegas, Nev.; \*Kansas City, Mo.  
Season Notes: Nebraska finished 2-14 in conference play, the Huskers' most league losses in school history... despite the league record, NU became just the second No. 12 seed to win a game at the Big 12 Championship... NU played seven games against ranked squads, including a school-record five straight games against top-25 teams... the Huskers set the school record for 3-point percentage, hitting 39.7 percent to rank 15th nationally... senior Ryan Anderson led the Big 12 Conference in 3-point percentage and finished his career as just the third Husker ever with at least 1,000 points, 500 rebounds and 150 3-pointers...center Jorge Brian Diaz set the NU freshman record for blocked shots with 41 on the season, and was the only freshman ranked in the top 15 in the conference.

**2010-11**

Overall Record: 19-13  
Conference: 7-9 in Big 12 (t-7th)  
Home: 17-2 (6-2) Away: 2-11 (1-7)  
Coach: Doc Sadler

H	11/12	South Dakota	W	76	68
H	11/15	Arkansas-Pine Bluff	W	83	40

Honda Puerto Rico Tip-Off @

N	11/18	Vanderbilt @	L	49	59
N	11/19	Davidson @	L	67	70
N	11/21	Hofstra @	W	62	47
H	11/27	USC	W	60	58
H	12/1	Jackson State	W	76	57
H	12/5	Creighton	W	59	54

H	12/8	Alcorn State	W	78	57
H	12/11	TCU	W	70	56
H	12/18	Eastern Washington	W	72	42
H	12/21	Grambling	W	79	39
H	1/3	North Dakota	W	77	46
H	1/5	Savannah State	W	68	48
H	1/8	Iowa State	W	63	62
A	1/12	Missouri (15)	L	69	77
A	1/15	Kansas (3)	L	60	63
H	1/18	Colorado	W	79	67
A	1/22	Texas Tech	L	71	72
H	1/29	Texas A&M (13)	W	57	48
A	2/2	Kansas State	L	53	69
H	2/5	Kansas (2)	L	66	86
A	2/9	Baylor	L	70	74
H	2/12	Oklahoma State	W	65	54
A	2/16	Oklahoma	W	59	58
H	2/19	Texas (3)	W	70	67
H	2/23	Kansas State	L	57	61
A	2/26	Iowa State (OT)	L	82	83
H	3/1	Missouri (22)	W	69	58
A	3/5	Colorado	L	57	67

Phillips 66 Big 12 Tournament<sup>A</sup>  
N 3/9 Oklahoma State..... L 52 53  
National Invitation Tournament  
A 3/16 Wichita State..... L 49 76  
@San Juan, P.R. \*Kansas City, Mo.

Season Notes: Nebraska reached the postseason for the third time in four years, winning 19 games and reaching the NIT, the school's 23rd postseason appearance in school history...Nebraska enjoyed an 11-game win streak, the program's longest win streak since 1991... senior point guard Lance Jeter earned third-team All-Big 12 honors and became just the third player in Big 12 history to average 10 points, five rebounds and five assists in conference play...Nebraska went 3-3 against ranked teams, as the Huskers' upset of No. 3 Texas was the highest ranked opponent Nebraska has knocked off since 1994. Nebraska's game with North Dakota was moved from Jan. 2 to Jan. 3 because of travel conditions.

**2011-12**

Overall Record: 12-18  
Conference: 4-14 in Big Ten (t-11th)  
Home: 9-8 (3-6) Away: 2-11 (1-8)  
Coach: Doc Sadler

H	11/11	South Dakota	W	65	48
A	11/14	USC (20T)	W	64	61
H	11/20	Rhode Island	W	83	63
H	11/23	Oregon	L	76	83
H	11/26	South Dakota State	W	76	64
H	11/30	Wake Forest	L	53	55
A	12/04	Creighton	L	66	76
H	12/07	Florida Gulf Coast	W	51	50
A	12/10	TCU	W	69	57
H	12/17	Alcorn State	W	60	46
H	12/20	Central Michigan	W	72	69
H	12/27	Wisconsin (11)	L	40	64

H	12/31	Michigan State (16)	L	55	68
A	1/3	Ohio State (6)	L	40	71
A	1/7	Illinois	L	54	59
H	1/11	Penn State	W	70	58
A	1/15	Wisconsin	L	45	50
H	1/18	Indiana (11)	W	70	69
H	1/21	Ohio State (6)	L	45	79
A	1/26	Iowa	W	79	73
A	2/2	Northwestern	L	74	84
H	2/5	Minnesota	L	61	69
H	2/8	Michigan (22)	L	46	62
A	2/11	Penn State	L	51	67
H	2/18	Illinois	W	80	57
A	2/22	Purdue	L	65	83
A	2/25	Michigan State (6)	L	34	62
H	2/29	Iowa	L	53	62
A	3/3	Minnesota	L	69	81

Big Ten Tournament<sup>A</sup>  
N 3/8 Purdue..... L 61 79

<sup>A</sup>Indianapolis, Ind.

Season Notes: Nebraska finished its first season in the Big Ten with a 4-14 conference record to tie for 11th... Nebraska's 14 conference losses tied a program high, although it was the first time in school history that Nebraska played 18 conference games...NU played seven games against ranked teams in 2012, including a win over No. 12 Indiana...team set a school record for free throw percentage and ranked seventh nationally at 76.7 percent, breaking the previous mark of 76.5 percent in 1967-68...Bo Spencer's 15.4 points per game was the most by a Husker guard since the 2004-05 season... Nebraska overcame three double-figure deficits, including a 13-point second-half comeback against Indiana... Nebraska's 34-point home loss to Ohio State was the worst home loss in program history...The 2011-12 season was the final season for Doc Sadler, who compiled a 101-89 record in six seasons, guiding Nebraska to three postseason appearances.

**2012-13**

Overall Record: 15-18  
Conference: 5-13 in Big Ten (10th)  
Home: 11-7 (4-5) Away: 4-11 (1-8)  
Coach: Tim Miles

H	11/11	Southern	W	66	55
H	11/15	Valparaiso	W	50	48
H	11/18	UNO	W	75	62
H	11/21	Tulane	W	61	57
H	11/24	Kent State	L	60	74
A	11/27	Wake Forest	W	79	63
H	12/3	USC	W	63	51
H	12/6	Creighton (16)	L	42	64
A	12/15	Oregon	L	38	60
H	12/18	Jacksonville State	W	59	55

WestStar Bank Don Haskins Sun Bowl Invitational<sup>A</sup>  
N 12/22 Central Michigan<sup>A</sup>..... W 89 75  
A 12/23 UTEP<sup>A</sup>..... L 52 68

H	12/29	Nicholls State	W	68	59
A	1/2	Ohio State (8)	L	44	70
H	1/6	Wisconsin	L	41	47
A	1/9	Michigan (2)	L	47	62
A	1/13	Michigan State (22)	L	56	66
H	1/16	Purdue	L	56	65
A	1/19	Penn State	W	68	64
H	1/22	Illinois	L	51	71
H	1/26	Northwestern	W	64	49
A	1/29	Minnesota (23)	L	65	84
H	2/2	Ohio State (11)	L	56	63
H	2/9	Penn State	W	67	53
A	2/13	Indiana (1)	L	47	76
H	2/16	Michigan State (8)	L	64	73
H	2/23	Iowa	W	64	60
A	2/26	Wisconsin (17)	L	46	77
A	3/2	Illinois	L	65	72
H	3/6	Minnesota	W	53	51
A	3/9	Iowa	L	60	74

Big Ten Tournament!

N 3/14 Purdue!..... W 57 55  
N 3/15 Ohio State! (10)..... L 51 70  
<sup>A</sup>-Lincoln, Neb.; <sup>A</sup>-El Paso, Texas; <sup>I</sup>-Chicago, Ill.

Season Notes: Tim Miles became the 27th head coach in program history on March 24, 2012...Miles became the first Husker coach to win his road debut since the 1919-20 season when the Huskers defeated Wake Forest in the ACC/Big Ten Challenge...10 of the Huskers' 18 losses came against ranked teams, as the 10 ranked opponents tied the most in a single-season in school history (also 1994-95 and 1991-92)...Nebraska went 11-7 in the final year of the Devaney Center, finishing with an all-time record of 447-151 (.751) in the 37 years at the Devaney Center...Dylan Talley earned honorable-mention All-Big Ten honors, leading the Huskers in both scoring (13.7 ppg) and assists (2.5 apg) and becoming the first Husker to win a season-ending award in the Big Ten era... Nebraska won its first-ever Big Ten Tournament game with a 57-55 win over Purdue at the United Center in Chicago.

**2013-14**

Overall Record: 19-13  
Conference: 11-7 in Big Ten (4th)  
Home: 15-1 (8-1) Away: 3-12 (3-6)  
Coach: Tim Miles

H	11/8	Florida Gulf Coast	W	79	55
H	11/12	Western Illinois	W	62	47
H	11/17	South Carolina State	W	83	57

at Charleston Classic@

N	11/21	UMass@	L	90	96
N	11/22	UAB@	L	74	87
N	11/24	Georgia@	W	73	65
H	11/30	Northern Illinois	W	63	58
H	12/4	Miami	W	60	49
A	12/8	at Creighton	L	67	82
H	12/14	Arkansas State	W	79	66

HISTORY

# N 2019-20 NEBRASKA BASKETBALL

## ALL-TIME RESULTS

H	12/21	The Citadel.....	W	77	62
A	12/28	at Cincinnati.....	L	59	74
A	12/31	Iowa (22).....	L	57	67
A	1/4	Ohio State (3).....	W	81	84
H	1/9	Michigan.....	L	70	71
A	1/12	at Purdue.....	L	64	70
H	1/20	Ohio State (18).....	W	68	62
A	1/23	at Penn State.....	L	54	58
H	1/26	Minnesota.....	W	82	78
H	1/30	Indiana.....	W	60	55
A	2/5	Michigan (10).....	L	50	79
A	2/8	Northwestern.....	W	53	49
H	2/12	Illinois.....	W	67	58
A	2/16	Michigan State (9).....	W	60	51
H	2/20	Penn State.....	W	80	67
H	2/23	Purdue.....	W	76	57
A	2/26	Illinois.....	L	49	60
H	3/1	Northwestern.....	W	54	47
A	3/5	Indiana.....	W	70	60
H	3/9	Wisconsin (9).....	W	77	68

Big Ten Tournament!

N	3/14	Ohio State! (24).....	L	67	71
---	------	-----------------------	---	----	----

at NCAA Tournament\*

N	3/21	Baylor * (23).....	L	60	74
---	------	--------------------	---	----	----

@-Charleston, S.C.; I-Indianapolis, Ind.;  
\*-San Antonio, Texas

Season Notes: Nebraska reached the NCAA Tournament for the first time since 1998...Tim Miles was named Big Ten Coach of the Year and also won the Jim Phelan Award for national coach of the year...Nebraska went 11-7 in the Big Ten to finish fourth, its best conference finish since 1998-99...Nebraska opened Pinnacle Bank Arena and went 15-1 at home in the facility, the program's best home record since going 17-1 in 1982-83...Nebraska had two wins over top-10 teams, including a road win at No. 9 Michigan State, the first top-10 road win since 1997...Sophomore guard Terran Petteway earned unanimous All-Big Ten honors...Petteway led the Big Ten in scoring at 18.1 ppg, becoming the first Husker in over 60 years to lead the conference in scoring...He also averaged a conference-best 18.6 ppg in Big Ten play, becoming the first Husker since Andre Smith in 1980-81 to lead in conference play...Sophomore Shavon Shields joined Petteway on the All-Big Ten team, earning honorable-mention accolades.

### 2014-15

Overall Record: 13-18  
Conference: 5-13 in Big Ten (12th)  
Home: 10-6 (5-4) Away: 3-12 (0-9)  
Coach: Tim Miles

H	11/16	21/Northern Kentucky.....	W	80	61
H	11/18	21/Central Arkansas.....	W	82	56
A	11/22	21/Rhode Island (OT).....	L	62	66
H	11/25	Omaha.....	W	80	67
H	11/28	Tennessee-Martin.....	W	75	64
A	12/1	Florida State.....	W	70	65
H	12/7	Creighton.....	L	55	65
H	12/10	Incarinate Word.....	L	73	74
H	12/13	Cincinnati (20T).....	W	56	55

at Hawaiian Airlines Diamond Head Classic<sup>A</sup>

A	12/22	Hawaii <sup>A</sup> .....	L	58	66
N	12/23	LMU (OT) <sup>A</sup> .....	W	50	42
N	12/25	Ohio <sup>A</sup> .....	W	71	58
H	12/31	Indiana.....	L	65	70
A	1/5	Iowa.....	L	59	70
H	1/8	Rutgers.....	W	65	49
H	1/11	Illinois.....	W	53	43
A	1/15	Wisconsin (7).....	L	55	70
H	1/20	Minnesota.....	W	52	49
H	1/24	Michigan State.....	W	79	77
A	1/27	Michigan.....	L	44	58
A	1/31	Minnesota.....	L	42	60
H	2/3	Northwestern.....	W	76	60
A	2/7	Penn State.....	L	43	56
H	2/10	Wisconsin (5).....	L	55	65
A	2/15	Purdue.....	L	54	66
A	2/19	Maryland (16).....	L	65	69
H	2/22	Iowa.....	L	46	74
A	2/26	Ohio State.....	L	57	81
A	3/4	Illinois.....	L	57	69
H	3/8	Maryland (10).....	L	61	64

Big Ten Tournament!

N	3/11	Penn State !.....	L	65	68
---	------	-------------------	---	----	----

<sup>A</sup>-Honolulu, Hawaii; I-Chicago, Ill.

Season Notes: Nebraska's national rankings during the first two polls of the season were the first since the 1994-95 season...Nebraska set a school record by averaging 15,569 fans per game, ranking 10th nationally in attendance...Terran Petteway and Shavon Shields both went over 1,000 points at Nebraska, marking the first time since the 1998-99 season that two Huskers went over 1,000 points in the same season...Petteway earned third-team All-Big Ten honors by both the coaches and media... Shavon Shields became the first Husker basketball player to be named first-team Academic All-American.

### 2015-16

Overall Record: 16-18  
Conference: 6-12 in Big Ten (11th)  
Home: 10-8 (3-6) Away: 6-10 (3-6)  
Coach: Tim Miles

H	11/14	Mississippi Valley State....	W	97	51
A	11/17	Villanova (11).....	L	63	87
H	11/19	Delaware State.....	W	75	60

Barclays Classic Presented by Honda<sup>A</sup>\*

H	11/22	Southeastern Louisiana <sup>A</sup> .....	W	92	65
H	11/24	Arkansas-Pine Bluff <sup>A</sup> .....	W	67	44
N	11/27	Cincinnati (24) #.....	L	61	65
N	11/28	Tennessee #.....	W	82	71
H	12/1	Miami (21, OT).....	L	72	77
H	12/5	Abilene Christian.....	W	73	63
A	12/9	at Creighton.....	L	67	83
H	12/13	Rhode Island.....	W	70	67
H	12/20	Samford.....	L	58	69
H	12/22	Prairie View A&M.....	W	81	50
H	12/30	Northwestern.....	L	72	81
H	1/2	Indiana.....	L	69	79
A	1/5	Iowa (19).....	L	66	77
A	1/9	Rutgers.....	W	90	56
H	1/12	Minnesota.....	W	84	59
A	1/16	Illinois.....	W	78	67
A	1/20	Michigan State (11).....	W	72	71
H	1/23	Michigan.....	L	68	81
A	1/30	Purdue (21).....	L	74	89
H	2/3	Maryland (4).....	L	65	70
H	2/6	Rutgers.....	W	87	63
A	2/10	Wisconsin.....	L	61	72
H	2/13	Penn State.....	W	70	54
A	2/17	Indiana (22).....	L	64	80
H	2/20	Ohio State (OT).....	L	62	65
A	2/25	Penn State.....	L	55	56
H	3/1	Purdue (15).....	L	62	81
A	3/6	at Northwestern.....	L	54	65

Big Ten Tournament!

N	3/9	Rutgers !.....	W	89	72
N	3/10	Wisconsin !.....	W	70	58
N	3/11	Maryland (18) !.....	L	86	97

<sup>A</sup>-Lincoln, Neb.; #-Brooklyn, N.Y.; I-Indianapolis, Ind.

Season Notes: Shavon Shields earned first-team Academic All-America honors for the second straight season and became the first Husker basketball player to earn UNL Male Student-Athlete of the Year...Shields was a second-team All-Big Ten pick by the coaches and a third-team honoree by the media, while Andrew White III garnered honorable-mention All-Big Ten honors...Nebraska ranked 11th nationally in attendance after averaging 15,430 fans per game...Nine of the Huskers' 18 losses were against ranked teams.

### 2016-17

Overall Record: 12-19  
Conference: 6-12 in Big Ten (12th)  
Home: 8-8 (3-6) Away: 4-11 (3-6)  
Coach: Tim Miles

H	11/13	Sacramento State.....	W	83	61
H	11/15	Mary.....	W	70	38
H	11/19	Louisiana Tech.....	W	65	54

at Wooden Legacy <sup>A</sup>\$

A	11/24	Dayton <sup>A</sup> .....	W	80	78
A	11/25	UCLA (14) <sup>A</sup> .....	L	71	82
A	11/27	Virginia Tech <sup>A</sup> .....	L	53	66
A	11/30	Clemson.....	L	58	60
H	12/3	South Dakota.....	W	73	61

H	12/7	Creighton (10).....	L	62	77
A	12/10	Kansas (3).....	L	72	89
H	12/18	Gardner-Webb.....	L	62	70
H	12/20	Southern.....	W	81	76
A	12/28	Indiana (16).....	W	87	83
A	1/1	Maryland.....	W	67	65
H	1/5	Iowa (20T).....	W	93	90
H	1/8	Northwestern.....	L	66	74
A	1/14	Michigan.....	L	85	91
H	1/18	Ohio State.....	L	66	67
A	1/21	Rutgers.....	L	64	65
A	1/26	Northwestern.....	L	61	73
H	1/29	Purdue (20).....	W	83	80
H	2/2	Michigan State.....	L	61	72
A	2/5	Iowa.....	L	70	81
H	2/9	Wisconsin (7, OT).....	L	69	70
H	2/14	Penn State.....	W	82	66
A	2/18	Ohio State.....	W	58	57
A	2/23	Michigan State.....	L	72	88
H	2/26	Illinois.....	L	57	73
A	3/2	Minnesota.....	L	73	88
H	3/5	Michigan.....	L	57	93

Big Ten Tournament!

A	3/8	Penn State ! (OT).....	L	67	76
---	-----	------------------------	---	----	----

<sup>A</sup>-Fullerton, Calif; <sup>\$</sup>-Anaheim, Calif; I-Washington, D.C.

Season Notes: Nebraska played consecutive top-10 teams in non-conference play for the first time in school history...15 of NU's 19 losses were to teams that made the NCAA or NIT Tournament...Nebraska won Big Ten games at Maryland and at Ohio State for the first time in program history...Tai Webster earned second-team honors by the Big Ten media and third-team honors by the Big Ten Media...Nebraska ranked 11th nationally in attendance after averaging 15,427 fans per game.

### 2017-18

Overall Record: 22-11  
Conference: 13-5 in Big Ten (4th)  
Home: 16-1 (9-0) Away: 6-10 (4-5)  
Coach: Tim Miles

H	11/11	Eastern Illinois.....	W	72	68
H	11/13	North Texas.....	W	86	67

Gavitt Tipoff Games/Advocate Invitational #

A	11/16	at St. John's #.....	L	56	79
H	11/19	North Dakota.....	W	92	70

Advocate Invitational <sup>A</sup>

A	11/23	vs. UCF <sup>A</sup> .....	L	59	68
A	11/24	vs. Marist <sup>A</sup> .....	W	84	59
A	11/26	vs. Long Beach State <sup>A</sup> .....	W	83	80

Big Ten/ACC Challenge

H	11/29	Boston College.....	W	71	62
A	12/3	Michigan State (3).....	L	57	86
H	12/5	Minnesota (14).....	W	78	68
A	12/9	Creighton.....	L	65	75

Shelter Insurance Showdown

H	12/16	Kansas (13).....	L	72	73
H	12/20	UTSA.....	W	104	94
H	12/22	Delaware State.....	W	85	68
H	12/29	Stetson.....	W	71	62
A	1/2	Northwestern.....	W	70	55
A	1/6	Purdue (13).....	L	62	74
H	1/9	Wisconsin.....	W	63	59
A	1/12	Penn State (OT).....	L	74	76
H	1/15	Illinois.....	W	64	63
H	1/18	Michigan (23).....	W	72	52
A	1/22	Ohio State (13).....	L	59	64
A	1/24	Rutgers.....	W	60	54
H	1/27	Iowa.....	W	98	84
A	1/29	Wisconsin.....	W	74	63
A	2/6	Minnesota.....	W	91	85
H	2/10	Rutgers.....	W	67	55
H	2/13	Maryland.....	W	70	66
A	2/18	Illinois.....	L	66	72
H	2/20	Indiana.....	W	66	57
H	2/25	Penn State.....	W	76	64

at Big Ten Tournament!

A	3/2	Michigan (15) !.....	L	58	77
---	-----	----------------------	---	----	----

NIT Tournament

A	3/14	Mississippi State.....	L	59	66
---	------	------------------------	---	----	----

#-Queens, N.Y.; <sup>A</sup>-Orlando, Fla.; I-New York City

Season Notes: Nebraska made its first postseason tournament appearance in four seasons...Nebraska's 22 wins ranked second in school history and was the most since 1990-91 and the Huskers set a school record with 13 Big Ten wins...NU went unbeaten in conference home games for the first time since 1955-56...James Palmer Jr. earned first-team All-Big Ten honors from the coaches and second-team accolades from the media...Isaac Copeland was an honorable-mention All-Big Ten pick by the coaches and media...Nebraska ranked 11th nationally in attendance at 15,492 fans per game.

### 2018-19

Overall Record: 19-17  
Conference: 6-14 in Big Ten (13th)  
Home: 13-5 (5-5) Away: 6-12 (1-9)  
Coach: Tim Miles

H	11/6	Mississippi Valley State....	W	106	37
H	11/11	Southeastern.....	W	87	35

Gavitt Tipoff Games

H	11/14	Seton Hall.....	W	80	57
---	-------	-----------------	---	----	----

Hall of Fame Classic Powered by ShotTracker<sup>A</sup>

N	11/19	Missouri State <sup>A</sup> .....	W	85	62
A	11/20	Texas Tech <sup>A</sup> .....	L	52	70
H	11/24	Western Illinois.....	W	73	49

ACC/Big Ten Challenge

A	11/26	Clemson.....	W	68	66
H	12/2	Illinois.....	W	75	60
A	12/5	24/Minnesota.....	L	78	85
H	12/8	24/Creighton.....	W	94	75
N	12/16	Oklahoma State \$.....	W	79	56
H	12/22	25/Cal State Fullerton.....	W	86	62
H	12/29	SW Minnesota State.....	W	79	38
A	1/2	24/Maryland.....	L	72	74
A	1/6	24/Iowa (25).....	L	84	93
H	1/10	Penn State.....	W	70	64
A	1/14	Indiana (25).....	W	66	51
H	1/17	Michigan State (6).....	L	64	70
A	1/21	Rutgers.....	L	69	76
H	1/26	Ohio State.....	L	60	70
H	1/29	Wisconsin (24).....	L	51	62
A	2/2	Illinois.....	L	64	71
H	2/6	Maryland (24).....	L	45	60
A	2/9	Purdue (15).....	L	62	81
H	2/13	Minnesota.....	W	62	61
H	2/16	Northwestern.....	W	59	50
A	2/19	Penn State.....	L	71	95
H	2/23	Purdue (15).....	L	72	75
A	2/28	Michigan (9).....	L	53	82
A	3/5	Michigan State (9).....	L	76	91
H	3/10	Iowa (OT).....	W	93	91

at Big Ten Tournament!

N	3/13	Rutgers !.....	W	68	61
N	3/14	Maryland ! (21).....	W	69	61
N	3/15	Wisconsin ! (19).....	L	62	66

NIT Tournament

H	3/20	Butler.....	W	80	76
A	3/24	TCU.....	L	72	88

<sup>A</sup>-Kansas City, Mo.; <sup>\$</sup>-Sioux Falls, S.D.; I-Chicago, Ill.

Season Notes: Nebraska made its first appearance in the AP Top 25 since 2014 when it appeared in the Dec. 3 poll after a 7-1 start...NU's win over Seton Hall was its first-ever Gavitt Tipoff Games win...Nebraska faced a school-record 11 ranked opponents in 2018-19...The Huskers stretched their home win streak to 20 games to tie a school mark before it was snapped by No. 6 Michigan State on Jan. 17...James Palmer Jr. earned third-team All-Big Ten honors by both the coaches and the media...The Huskers' 80-76 win over Butler was NU's first postseason win since 2008...Nebraska ranked 10th nationally in attendance at 15,341 fans per game...The 2018-19 season was the final one for Tim Miles, who compiled a 119-117 record and three postseason appearances, including an NCAA Tournament berth in 2014, in seven seasons.

# INTERCART



MEDIA  
INFORMATION

# N 2019-20 NEBRASKA BASKETBALL MEDIA INFORMATION AND POLICIES

The 2019-20 Nebraska media guide is designed to assist the media in its coverage of the Nebraska Cornhusker men's basketball program. Additional information, including releases, photographs and video may be obtained by contacting the Communications Office at (402) 472-2263, or in many cases can be found on Huskers.com.

Please take a moment to review the following policies and services, which are intended to assist media members in their coverage of Nebraska basketball this season.

## MEDIA CREDENTIALS

All requests for press, broadcast, photo and parking credentials for Nebraska basketball home games should be directed to Vicki Capazo (vcapazo@huskers.com), One Memorial Stadium, P.O. Box 880123, 800 Stadium Drive, Lincoln, NE, 68588-0123. Credential requests can also be sent via e-mail to Sr. Associate Communications Director Shamus McKnight (smcknight@huskers.com) at least one week before the game.

As a general rule, working space is allocated on the following basis:

- 1) Writers covering for same or next day publication;
- 2) Radio personnel for broadcast originations;
- 3) Sports editors of Nebraska daily newspapers;
- 4) Official school student daily newspaper, one seat only;
- 5) Approved special coverage as space allows;
- 6) Press and TV working photographers;

Visiting freelance and amateur photographers are not eligible for media credentials, except by approval of the Nebraska Communications Office. Generally, weekly newspaper representatives, Internet news services and non-originating radio representatives cannot be accommodated because of space limitations. Internet writers for sites affiliated with

established, nationally recognized media outlets will be considered on a game-by-game basis as space allows. Credentials will not be granted for writers or photographers for Internet sites that are not affiliated with an accredited news organization.

## MEDIA WILL CALL/MEDIA PARKING

Media passes that are not mailed may be picked up at the Will-Call window, located near the main ticket office at Pinnacle Bank Arena. The main ticket office is located on the south end of Pinnacle Bank Arena. The will-call window opens 90 minutes before tipoff and photo identification is required for pickup of credentials or tickets.

For the 2019-20 season, media parking is located in Lot 24, which is located on 8th Street between R and S streets. Media should enter the lot from S Street and the media lot is located about two blocks from the main entrance of Pinnacle Bank Arena. Parking is available on a first-come, first-served basis.

## COACH HOIBERG INTERVIEW TIME

Coach Hoiberg will hold press availability with the local media prior to each game, either at the Hendricks Training Complex or at Pinnacle Bank Arena. Typically one or two players will be available at that time, depending on class schedules. All interviews with Coach Hoiberg must be scheduled through the Communications Office.

## POSTGAME INTERVIEWS

Nebraska's locker room is closed to the media at home and on the road. For home games, Nebraska's postgame news conference will be held following a brief cooling off period in the interview room (C-145) off the northeast corner of the court. The opposing team is housed in the visitor's locker room, located off the northwest corner of the playing floor and will be available following the cooling off period. The visiting coach will also be brought to the postgame interview room. Make requests for opposing players and coaches through the visiting SID. To access the media work room and postgame interview room, take the elevator from the main concourse behind Section 103.

On the road, Coach Hoiberg and select players will be available upon request after the cooling off period. Check with Sr. Associate Communications Director Shamus McKnight regarding where player interviews will take place.

## PLAYER INTERVIEWS

All media requests for interviews with Nebraska basketball players should be directed to Sr. Associate Communications Director Shamus McKnight [office phone: (402) 472-7772, cell phone: (402) 540-0268] at least one day in advance. The best time for in-season interviews is after practices, depending on class schedules. Players are not available on game days or off days.

## PRESS SEATING

Press row for writers and non-originating radio networks is located in Section 121 (northwest corner), just below the main concourse. The visiting radio network is located across from the scorer's table, along with the Husker Sports Network spot and live television tables. Television crews broadcasting live may shoot from either floor level (northeast or southwest baselines) or the camera deck, but they may not occupy space in the upper-level video area.

## MEDIA WORK ROOM

A media work room (C-151) is available on the east side of Pinnacle Bank Arena, a short walk from the Interview room. Media can use the room prior to, during and after the game to write and send stories. Wireless Internet is available in the room, while media entities needing ethernet lines to transmit photography and video should contact Joe Mack, Technology Manager at Pinnacle Bank Arena, by phone at (402) 904-5660 at least three days in advance.

## PHOTOGRAPHY/VIDEO BOXES

Photography and video boxes are located along both baselines in front of the court side seating area. Spots will be assigned on a game-by-game basis, and those boxes are the only place photographers can shoot from on the court. Once the team enters the court for pregame warmups, photographers and videographers should not be on the court at any time.

## WIRELESS INTERNET

Pinnacle Bank Arena has a secured media wireless network for working media. Instructions will be available on how to access the network in the media work room and on press row. A member of NU's computing services staff will be on hand to assist media needing access.

## MEDIA SERVICES

Notes, flipcards and media guides will be provided before each game. Final statistics, play-by-play sheets and quotes from each locker room will be distributed via email following the game and will be available on Huskers.com. A light pregame meal will be served in the media work room (C-151) approximately 60 minutes before tipoff.

## COMMUNICATIONS OFFICE

The University of Nebraska Communications Office is located on the third floor of the Osborne Athletic Complex, which is at the north end of Memorial Stadium. The building

## COMMUNICATIONS STAFF



**KEITH MANN**  
Associate A.D./  
Communications



**SHAMUS MCKNIGHT**  
Sr. Associate  
Communications  
Director/  
Men's Basketball



**JEFF GRIESCH**  
Sr. Associate  
Communications  
Director/Operations



**MATT SMITH**  
Associate  
Director/Strategic  
Research



**NATE POHLEN**  
Associate  
Communications  
Director



**ERICA NETT**  
Asst. Communications  
Director



**CONNOR STANGE**  
Asst. Communications  
Director



**SCOTT BRUHN**  
Director of  
Photography



**JEREMY FOOTE**  
Director of Website  
Services




**BRIAN ROSENTHAL**  
Staff Writer/Creative  
Content Specialist



**VICKI CAPAZO**  
Administrative  
Support Associate



**TYLER WELLS**  
Graduate Intern



**ZACH WITHERS**  
Graduate Assistant

## COMMUNICATIONS CONTACT INFORMATION

Phone: (402) 472-2263  
Fax: (402) 472-2005  
sportsinfo@huskers.com  
Huskers.com/media

address is One Memorial Stadium, 800 Stadium Drive, Lincoln, NE 68588-0123, and is located less than one mile away from Pinnacle Bank Arena.

**RADIO/TELEVISION BROADCAST SPACE**

Requests for live radio and television broadcast space should be made to Sr. Associate Communications Director Shamus McKnight at smcknight@huskers.com. If statisticians are needed, contact Shamus McKnight at least three days in advance.

**RADIO BROADCAST RIGHTS**

The University of Nebraska-Lincoln and Learfield/IMG own exclusive radio broadcast rights to all of the University's men's basketball games. Other than the Learfield IMG Husker Sports Network and the University of Nebraska student radio station (KRNU), the only radio stations or networks allowed to broadcast Nebraska games from Pinnacle Bank Arena are those that have rights to broadcast games played by the opposing team.

All radio stations and networks broadcasting from the Pinnacle Bank Arena must receive prior permission from the University. Any representative of a radio station or network that has not purchased such rights shall not air live game action or description of any game while it is in progress, nor shall such representatives air tape-recorded or live commentary of Nebraska coaches or players from the premises for one hour before or 20 minutes after a game.

Only stations that have purchased broadcast rights may install telephone lines on press row, or use telephone lines on press row for reporting on games. By accepting media credentials, representatives of stations and networks that have not purchased broadcast rights signify their agreement to all stipulations.

**BROADCAST TELEPHONE LINES**

The Husker Sports Network installs telephone lines for visiting official broadcasts and charges a fee for the use of those lines for non-conference games. Big Ten official stations receive the use of the lines free of charge as part of a cooperative. Those interested in using the lines should contact Mike Elliott of Husker Sports Network at (402) 742-8624.

Official visiting radio stations are welcome to have their own telephone lines installed at the visiting radio position and may do so by contacting Joe Mack, Technology Manager at Pinnacle Bank Arena, by phone at (402) 904-5660 or jmack@smglincoln.com.

**PRO SCOUTING PASSES**

Per Big Ten Conference rules, the University of Nebraska provides press box access to scouts of professional basketball teams based on availability. If no space is available in the press box, scouts may arrange through the Communications Office (402) 472-2263 to purchase tickets for Nebraska home games.

**TELEVISION, RADIO, INTERNET BROADCAST RIGHTS AND RESTRICTIONS**

Nebraska, its opponent and the respective conference designate the broadcast rights for all games. No pregame coverage shall be permitted for two hours before the game without the express permission of the University of Nebraska, the Big Ten Conference and the broadcast rights holder. Live postgame interviews may not be aired while the television rights holder is still on the air.

Any secondary use of any picture, photograph, audio description, video, film/tape, drawing or other description of a game taken or made by the accredited organization or individual to whom this credential has been issued (including, but not limited to use in delayed editorial or non-editorial advertising, sales promotion or merchandising) is prohibited without prior specific written approval of the Big Ten Conference. Nothing in these terms and conditions authorizes or allows bearer to violate any of the trademarks, copyright and other proprietary rights of the Big Ten Conference. A maximum of two minutes (2:00) of game video footage (without audio) may be utilized during the 96 hours following the conclusion of the game solely within regularly scheduled bona fide news programming distributed via television, including such television programming simulcast on the internet, wireless or other forms of media, but otherwise may not be distributed on the internet, wireless or other forms of media.

Local television stations may not originate a pre- or post-game show from inside Pinnacle Bank Arena. Any blogs, tweets, live chats, social media posts, etc. from the game site should not serve as a substitute for, or approximate, play-by-play accounts of a game in any medium.

Non-originating radio stations or internet sites may not provide play-by-play coverage, live or delayed, but may provide short news updates provided such news update is one minute or less occurring no more than once per hour. No pregame coverage from inside the arena shall be permitted for two hours before the game without the express permission of the University of Nebraska and the broadcast rights holder.

**COMPLIANCE GUIDELINES**

**COMMITMENT TO COMPLIANCE**

On behalf of the University of Nebraska student-athletes, coaches and Athletic Department staff, I would like to express my appreciation for your continued support of our entire athletic program.

The University of Nebraska is known for its loyal, passionate, and knowledgeable fans. It is this type of fervent support that not only assists Nebraska student-athletes in reaching their full potential on and off the playing field, but also draws the next generation of student-athletes to our campus. However, as a University of Nebraska booster, please remember that you are also required to know and follow NCAA regulations.

Our coaches, student-athletes, and Athletic Department staff members are knowledgeable about NCAA regulations because they receive on-going education. But, to truly attain the excellence the University of Nebraska strives for, we also need our supporters to be educated about these same regulations. In turn, you will be assisting us with protecting the eligibility and well-being of our current and future student-athletes.

Please review the information listed below, which includes some of the most important and frequently asked questions about NCAA regulations for boosters. Since this document cannot address everything you may need to know, I encourage you to contact our office with questions that may arise. Our staff can be reached at (402) 472-2042 or Compliance@Huskers.com.

Thank you and Go Huskers!

Jamie Vaughn, Senior Associate Athletic Director for Compliance

**NCAA PRINCIPLES  
 INSTITUTIONAL CONTROL**

It is the responsibility of the University of Nebraska to control its intercollegiate athletic program in compliance with the rules and regulations of the NCAA and the Big Ten Conference.

**RESPONSIBILITY**

The University of Nebraska's responsibility for the conduct of its program includes responsibility for the actions of its staff members and for the actions of any other individual, booster or organization engaged in activities promoting the athletic interests of the institution.

**COMPLIANCE**

The University of Nebraska must monitor its program to assure compliance and to identify and report to the NCAA instances in which compliance has not been achieved. An institution found to have violated NCAA rules is subject to disciplinary and corrective actions as determined by the NCAA.

**FREQUENTLY ASKED QUESTIONS FROM BOOSTERS**

**AM I A BOOSTER?**

Anyone who engages in the following is a booster for the University of Nebraska:

- a) Belongs to a University of Nebraska Athletic booster club;
- b) Makes financial donations to the Athletic Department or a specific Husker team;
- c) Assists in the recruitment of prospective student-athletes;
- d) Employs, gives benefits to, or provides services to a student-athlete, a prospective student-athlete or the relatives/friends of either; or
- e) Promotes the University of Nebraska athletic programs.

**WHAT IS AN "EXTRA BENEFIT"?**

An "extra benefit" is any benefit provided to a student-athlete or a student-athlete's relatives or friends that is not authorized by NCAA legislation or available to the general student body. The following list is not exhaustive, but includes examples of "extra benefits" that jeopardize a student-athlete's eligibility:

- a) Free or discounted: food, merchandise, housing, tickets, repairs, haircuts, tattoos, golf/gym memberships, jewelry, etc;
- b) Use of a car, boat, or ATV; and
- c) Gifts, loans, money, or gift cards.

**CAN I CONTACT PROSPECTIVE STUDENT-ATHLETES (RECRUITS) FOR THE HUSKERS?**

No. It is not permissible for boosters to contact recruits. This restriction applies to, but is not limited to, the following forms of contact:

- a) Face-to-Face Interaction;
- b) Phone Calls/Skype;
- c) Email/Text Messages; and
- d) Facebook, Twitter, and all other forms of social media communication.

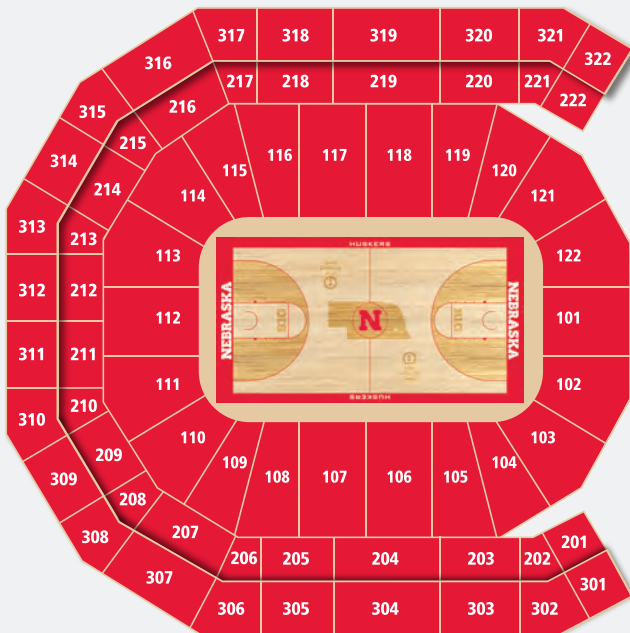
Remember to ask before you act. Contact the Athletic Compliance Office by phone at (402) 472-2042. The compliance fax number is (402) 472-6961 and the office can be reached by email at compliance@huskers.com.

# 2019-20 NEBRASKA BASKETBALL PINNACLE BANK ARENA AND PARKING MAP

## PINNACLE BANK ARENA PARKING MAP



## PINNACLE BANK ARENA SEATING CHART



## DIRECTIONS FROM LINCOLN MUNICIPAL AIRPORT

Turn right on Northwest 12th Street as you drive out of the airport. Northwest 12th Street becomes Cornhusker Highway, which intersects with I-180. Turn south (right) onto I-180 until it becomes 9th Street. Turn right onto R Street. Pinnacle Bank Arena is north of R Street at the intersection of R Street and Canopy Street.

## DIRECTIONS FROM OMAHA'S EPPLEY AIRPORT

Follow the signs to downtown Omaha and I-480. Take I-480 West to I-80, then take I-80 West approximately 60 miles to I-180. Turn south (right) onto I-180 until it becomes 9th Street. Turn right onto R Street. Pinnacle Bank Arena is north of R Street at the intersection of R Street and Canopy Street.

## DOWNTOWN LINCOLN PARKING

In addition to the lots around Pinnacle Bank Arena, several parking garages are located downtown and are available for events at Pinnacle Bank Arena. For locations, use the QR code on the right side of this page or contact City of Lincoln Parking Services at (402) 441-PARK or visit [ParkAndGo.org](http://ParkAndGo.org).



## ARENA PARKING LOCATIONS

- ▶ Pinnacle Bank Arena Garage: Attached to Pinnacle Bank Arena (permit only, 283 stalls)
- ▶ Red 1 Garage: Located one block south of Pinnacle Bank Arena on Pinnacle Arena Drive (permit only, 950 stalls)
- ▶ Green 2 Garage: Located two blocks south of Pinnacle Bank Arena on Pinnacle Arena Drive (permit and public parking, 700 stalls)
- ▶ Blue 3 Garage: Located three blocks south of Pinnacle Bank Arena on Pinnacle Arena Drive (public parking, 950 stalls)
- ▶ Lumberworks Garage: Located four blocks south of Pinnacle Bank Arena at the corner of Canopy Street and O Street (500 stalls)
- ▶ Festival Space Parking: Located north of Pinnacle Bank Arena and connected to the arena via pedestrian bridge (1,300 stalls)
- ▶ SDPG: Located east of Pinnacle Bank Arena on T Street and Stadium Drive (permit & public parking, 600 stalls)
- ▶ Lots 7 and 18: Located northeast of Pinnacle Bank Arena on North 8th Street (permit only, 500 stalls)
- ▶ Lots 19, 20 & 21: Located at Haymarket Park north of Pinnacle Bank Arena and connected to the Haymarket District via walkway (1,650 stalls)

## DISABLED PARKING/DROP OFF SITE

A limited number of disabled parking spots are available for a charge on a first-come, first-served basis at Gate 4 behind Pinnacle Bank Arena. Look for directional signage on Pinnacle Arena Drive. Other disabled parking is available in the Festival Parking area near Pinnacle Bank Arena. Vehicles must have a state-issued handicapped hang tag or license plate. For the convenience of fans, a drop-off location is available for fans with disabilities at Gate 4.





Former Husker point guard Jake Muhleisen and Nebraska Basketball Hall of Famer Kent Pavelka call all of the action of Husker basketball on the Learfield/IMG College Husker Sports Network.

The Learfield/IMG College Husker Sports Network will continue the strong tradition of broadcasting excellence in 2019-20, as it brings Husker basketball to fans across the nation and the world.

In the state of Nebraska, KXSP AM 590 ESPN (590 AM) serves as the Omaha affiliate. KXSP-AM's strong signal reaches a good portion of the Midwest day and night, including parts of Iowa, Minnesota, Missouri and Kansas. KLIN (1400 AM) serves as the Lincoln affiliate while KRVN (880 AM) is a powerful central Nebraska affiliate that reaches around the state. In addition, the network has nearly 30 locally-based affiliates across Nebraska. All broadcasts are heard live on Huskers.com, the Husker App, the TuneIn Radio App, TuneIn.com/Huskers and SiriusXM Satellite Radio.

The Husker Sports Network, in its 24th year of producing and marketing the live broadcasts of University of Nebraska Athletics, extended and expanded its agreement with the University on June 13, 2008. Under the agreement, Learfield/IMG College's Husker Sports Marketing manages and markets all rights associated with the radio programming, Coaches' TV and radio shows, program sales, in-venue signage, sponsorship inventory, digital, social media and publication printing rights.

Kent Pavelka returns behind the microphone to handle his 33rd overall season calling Husker hoops in 2019-20. Pavelka previously called Nebraska basketball for two long stints between 1974 and 1996 before returning to the Husker basketball play-by-play chair prior to the 2006-07 season. A six-time winner of the Nebraska Sportscaster-of-the-Year Award, Pavelka also handled color analyst duties on NU football broadcasts from 1974 to 1983, and was the play-by-play announcer from 1983 to 1996. Pavelka was honored in January 2009 with the Bud Cuca Special Merit Award given by the Nebraska Basketball Hall of Fame for his contributions to the NU men's basketball program. He was elected to the Nebraska Broadcasters Association Hall of Fame earlier this year and called his 1,000th broadcast during the 2018-19 season.

Alongside Pavelka as color analyst will be former Husker point guard Jake Muhleisen, who begins his second full season on the broadcast team. Muhleisen, who has served in a part-time role for the network for the last few seasons, was a four-year starter and three-year captain for the Huskers, totaling 901 points and 284 assists during his collegiate career from 2002-05. Ben McLaughlin will also be part of the broadcast team for selected broadcasts. McLaughlin co-hosts Sports Nightly and is part of the network's football and baseball broadcast teams.

In addition to unmatched game coverage, Sports Nightly airs Monday-Friday evenings for three hours year round across the network. During the basketball season Sports Nightly features a weekly basketball radio show with Coach Hoiberg and Husker assistant coaches. Sports Nightly can be heard on a network of over two dozen radio stations across Nebraska, as well as the Husker App, Huskers.com, TuneIn.com/Huskers and the TuneIn App.



**2019-20 NETWORK AFFILIATES**

Ainsworth .....	KBRB-AM.....	1400
Alliance .....	KCOW-AM .....	1400
Beatrice .....	KWBE-AM.....	1450
Broken Bow .....	KBBN-FM.....	95.3
Chadron .....	KCSR-AM .....	610
Columbus .....	KJSK-AM .....	900
Fairbury .....	KGMT-AM.....	1310
Falls City.....	KTNC-AM.....	1230
Fremont.....	KFMT-FM.....	105.5
Grand Island .....	KRGI-AM.....	1430
Hastings .....	KHAS-AM.....	1230
Holdrege.....	KUVR-AM.....	1380
Kearney.....	KGFW-AM.....	1340
Lexington .....	KRVN-AM.....	880
Lincoln .....	KLIN-AM.....	1400
McCook .....	KSWN-FM.....	93.9
Nebraska City.....	KNCY-AM.....	1600
Nebraska City.....	KBIE-FM.....	103.1
Norfolk.....	KNEN-FM.....	94.7
North Platte.....	KODY-AM.....	1240
North Platte.....	KXNP-FM.....	106.1
O'Neill.....	KRBX-FM.....	102.9
Omaha.....	KXSP-AM .....	590
Scottsbluff .....	KNEB-AM.....	960
Sidney .....	KSID-AM .....	1340
Superior .....	KRFS-AM .....	1600
Superior .....	KRFS-FM .....	103.9
Valentine .....	KVSH-AM.....	940

**NATIONWIDE**

- Huskers.com and Huskers App
- TuneIn.com/Huskers and TuneIn App
- SiriusXM Satellite Radio
- Check Huskers.com for current affiliate listings

**LEARFIELD/IMG COLLEGE HUSKER SPORTS NETWORK**

201 North 8th Street, Suite 400  
 Lincoln, NE 68508  
 Phone: 402-742-8600  
 E-mail: operations@huskersportsnetwork.com



NEBRASKA BASKETBALL

NEBRASKA BASKETBALL

N E B R A S K A B A S K E T B A L L

# 2019 - 20 SCHEDULE

EXH 10.30  
DOANE

11.5  
UC RIVERSIDE

11.9  
SOUTHERN UTAH

11.15  
SOUTH DAKOTA STATE

11.22  
SOUTHERN

GAYMAN ISLANDS CLASSIC

11.25  
VS. WASHINGTON STATE

11.26  
VS. GEORGE MASON/OLD DOMINION

11.27  
VS. TBA

12.4  
GEORGIA TECH

12.7  
CREIGHTON

12.13  
INDIANA

12.15  
PURDUE

12.21  
NORTH DAKOTA

12.29  
TEXAS A&M-CORPUS CHRISTI

1.3  
RUTGERS

1.7  
IOWA

1.11  
NORTHWESTERN

1.14  
OHIO STATE

1.18  
INDIANA

1.21  
WISCONSIN

1.25  
RUTGERS

1.28  
MICHIGAN

2.1  
PENN STATE

2.8  
IOWA

2.11  
MARYLAND

2.15  
WISCONSIN

2.20  
MICHIGAN STATE

2.24  
ILLINOIS

2.27  
OHIO STATE

3.1  
NORTHWESTERN

3.5  
MICHIGAN

3.8  
MINNESOTA

3.11-3.15  
BIG TEN TOURNAMENT

3.17-4.6  
NCAA TOURNAMENT