

2023



AUG. 8



AUG. 11



AUG. 17



AUG. 20



AUG. 24



AUG. 27



AUG. 31



SEPT. 3



SEPT. 7



SEPT. 10



SEPT. 15



SEPT. 21



SEPT. 24



SEPT. 28



OCT. 1



OCT. 7



OCT. 12



OCT. 15



OCT. 19



OCT. 22



HOME
AWAY





NEBRASKA SOCCER

2023 MEDIA GUIDE

THIS IS NEBRASKA..... 1-24

Table of Contents.....	1
This is Nebraska Soccer.....	2-3
Beyond Nebraska: International Huskers and Huskers in the Pros.....	4-5
Soccer Facilities.....	6-7
World-Class Facilities.....	8-9
Athletic Medicine.....	10-11
Student-Athlete Experience.....	12-13
Academic Success and Academic Experience.....	14-17
Nebraska Life Skills.....	18-19
Nebraska's National Power.....	20-21
The University of Nebraska.....	22-23
Adidas.....	24

INTRODUCTION 25-27

2023 Schedule.....	25
2023 Roster.....	26-27

COACHES AND STAFF 28-34

Head Coach John Walker.....	29-29
Assistant Coaches Marty Everding and Ian Bridge.....	30
Assistant Coach Savannah Anderson-Baer and Soccer Support Staff.....	31
Athletic Director Trev Alberts.....	32
University Administration and Board of Regents.....	33-34

2023 HUSKERS 35-65

Returning Seniors.....	35-41
Returning Juniors.....	42-48
Returning Sophomore.....	49-53
Redshirt Freshmen.....	54-56
Freshmen.....	57-59

2023 OPPONENTS 60-62

Regular Season Opponents.....	60-61
Other Big Ten Teams/Big Ten and NCAA Tournament.....	62

2022 SEASON REVIEW..... 63-65

Season Results.....	63
Season Statistics.....	64
Big Ten Season and NCAA Tournament.....	65

RECORDS..... 66-99

Individual Honors and Awards.....	66-70
Beyond Nebraska.....	71
Individual Game Records.....	72
Individual Season Records.....	73
Individual Career Records.....	74-75
Year-by-Year Individual Leaders.....	76-77
Team Game Records.....	78-79
Team Season Records.....	80
Year-by-Year Team Statistics.....	81-83
Conference Tournament Records.....	84-85
NCAA Tournament Records.....	86-87
All-Time Results.....	88-89
Year-By-Year Results.....	90-94
Coaching History and Records.....	95
Nebraska's All-Time Letterwinners.....	96-99

MEDIA SERVICES 100

Media Services and Information.....	100
-------------------------------------	-----

THIS IS NEBRASKA

In its first 29 years, the Nebraska soccer program, under the direction of Coach John Walker, has competed among the nation's elite in collegiate soccer on an annual basis. Walker took the reins of the Husker program during its inaugural season in 1994, and has developed teams to compete for conference championships and the NCAA Tournament.

Nebraska has earned 348 wins and made 12 NCAA Tournament appearances, including eight trips to the NCAA Sweet 16 and a pair of Elite Eight berths. In that time, the Huskers also won a conference-best five Big 12 Tournament titles and had 70 student-athletes earn first-team All-Big 12 honors. The Huskers transitioned to the Big Ten Conference in 2011, adding 32 all-conference honors and claiming both the Big Ten regular-season and tournament titles in 2013. Nebraska's athletes consistently go on to find success at the next level of soccer as professional and national team players, including Haley Hanson, who has spent time playing for the U.S. Women's National Team after being drafted seventh overall in the 2018 NWSL Draft by the Houston Dash.

One of the reasons Nebraska has been able to develop a successful program is the level of dedication shown by the University. From its humble beginnings off campus at the Abbott Sports Complex, the soccer program now enjoys state-of-the-art facilities, including administrative offices, locker rooms and indoor training areas, located in the heart of campus. In 2023, the Huskers will play their ninth season at Barbara Hibner Stadium, which was part of a \$20.4 million project in conjunction with the Nebraska Soccer and Tennis Complex. The new soccer facilities include one outdoor, lighted, full-sized competition field with seating for approximately 2,500 spectators. With a wealth of support and a history of success, Nebraska soccer expects to contend for more championships in the years to come.



Above: The Nebraska soccer program has been built on the strong support of top coaches and players, including (from left): Coach John Walker, who has guided NU to a 348-189-58 record in the past 29 years; Reagan Raabe and Sarah Weber, who garnered third-team and freshman team honors in 2021.

Right: The Nebraska soccer program has 10 conference titles in team history, including the 2013 Big Ten Championship (regular-season and tournament titles). Before joining the Big Ten, the Huskers won eight Big 12 championships, including a league-leading five conference tournament titles. NU's five Big 12 Tournament titles came in 1996, 1998, 1999, 2000 and 2002. The Huskers also claimed regular-season crowns in 1996, 1999 and 2000.



SOCCER

HUSKERS DRAW A CROWD AT HIBNER STADIUM

In eight seasons playing at the Barbara Hibner Soccer Stadium, the Huskers have experienced first-hand the unmatched support of Nebraska fans. Nebraska ranks among the best in the nation in average home attendance as the team averaged over 900 fans per match in 2022.

2

Big Ten rank in
2022 average home
attendance

18

NCAA rank in 2022
average home
attendance

933

Average attendance at
Hibner Stadium over the
past eight seasons

12,124

Total attendance at
Hibner Stadium for the
2022 season



NEBRASKA SOCCER BY THE NUMBERS

2

NCAA
Elite Eight
appearances
in program
history

6

Conference
Tournament
titles

8

Seasons
advancing to
the Sweet 16
in the NCAA
Tournament

11

World Cup
competitors

12

NCAA
Tournament
appearances

29

Seasons
under John
Walker, the
only head
coach in NU
soccer history

19

All-America
awards from
13 student-
athletes

104

All-
Conference
selections

348

All-time
victories in
Nebraska
soccer history

INTERNATIONAL HUSKERS

WORLD CUP HUSKERS

» 11 FORMER HUSKERS HAVE COMPETED IN 17 WORLD CUP COMPETITIONS SINCE THE EVENT'S INCEPTION IN 1991

Sasha Andrews, Defender • Canada, 2003
 Tanya Dennis, Defender • Canada, 2003, 2007
 Tanya Franck, Defender • Canada, 1999
 Selenia Iacchelli, Midfielder • Canada, 2015
 Christine Latham, Forward • Canada, 2003
 Karina LeBlanc, Goalkeeper • Canada, 1999, 2003, 2007, 2011, 2015
 Isabelle Morneau, Defender • Canada, 1995, 1999, 2003
 Sharolta Nonen, Defender • Canada, 1999, 2003
 Ari Romero, Defender • Mexico, 2015
 Brittany Timko, Midfielder • Canada, 2003, 2007, 2011
 Amy Walsh, Midfielder • Canada, 1999, 2007

OLYMPIC HUSKERS

Karina LeBlanc, Goalkeeper • Canada, 2008, 2012
 Brittany Timko, Midfielder • Canada, 2008, 2012
 Amy Walsh, Midfielder • Canada, 2008

ALL-TIME CANADIAN CAPS LEADERS

1. Christine Sinclair.....	289
2. Diana Matheson.....	203
3. Sophie Schmidt.....	191
4. Rhian Wilkinson.....	181
5. Desiree Scott.....	148
6. Andrea Neil.....	132
Brittany (Timko) Baxter.....	132
8. Charmaine Hooper.....	129
9. Melissa Tancredi.....	125
10. Erin McLeod.....	118
11. Candace Chapman.....	114
12. Randee Hermus.....	113
13. Karina LeBlanc.....	110
14. Amy Walsh.....	102
15. Kaylyn Kyle.....	101
16. Kadeisha Buchanan.....	95
17. Carmelina Moscato.....	94
18. Kara Lang.....	92
19. Isabelle Morneau.....	87
20. Ashley Lawrence.....	83
21. Emily Zurrer.....	82
22. Robyn Gayle.....	81
23. Silvana Burtini Gerela.....	77
24. Kristina Kiss.....	75
25. Geraldine Donnelly.....	71
Jonelle Filigno.....	71
Marie-Eve Nault.....	71
28. Jessie Fleming.....	70
29. Allysha Chapman.....	69
30. Stephanie Labbé.....	67
31. Melanie Booth.....	66
32. Sharolta Nonen.....	63
Janine Beckie.....	63
Adriana Leon.....	63

Note: Former Huskers in red



Haley Hanson (top left) made her first cap for the U.S. Women's National Team on April 8, 2018 in a friendly against Mexico. Isabelle Morneau (top right), who played for Nebraska from 1996 to 1999, ranks 19th on Canada's all-time caps list. All-American Ari Romero (second row left) played in her first World Cup in 2015 for Mexico. Selenia Iacchelli (second row right) made her first World Cup appearance in 2015, helping the Canadians to a trip to the quarterfinals. Karina LeBlanc (third row left), who played for Nebraska from 1997 to 2000, made five straight World Cup appearances from 1999 to 2015 before announcing her retirement. All-American Christine Latham (third row right), who played for the Huskers from 1999 to 2002, was responsible for three of Canada's goals in the 2003 World Cup. Former Husker Brittany Timko (bottom left) is tied for sixth on Canada's all-time caps list. Amy Walsh (bottom right) ranks 14th all-time on the Canadian caps leaders chart.

HUSKERS IN THE PROS

WUSA (2000-2003)

2000

Sharolta Nonen, Atlanta Beat • 3rd round, 17th overall pick
 Jenny Benson, Philadelphia Charge • 3rd round, 18th overall pick
 Karina LeBlanc, Boston Breakers • 3rd round, 21st overall pick
 Amy Walsh, Bay Area Cyber Rays • 3rd round, 24th overall pick
 Lindsay Eddleman, Boston Breakers • 13th round, 102nd overall pick
 Rebecca Hornbacher, New York Power • 13th round, 110th overall pick
 Kim Engesser, Atlanta Beat • 14th round, 113th overall pick

2001

Becky Hogan, Boston Breakers • 3rd round, 19th overall pick
 Meghan Anderson, Carolina Courage • 3rd round, 20th overall pick

2002

Breanna Boyd, Carolina Courage • 1st round, 8th overall pick
 Christine Latham, San Diego Spirit • 2002 Discovery Player

WPS (2009-2012)

2009

Karina LeBlanc, Los Angeles Sol • 1st round, 5th overall pick
 Christine Latham, Boston Breakers • 2009 Discovery Player
 Sharolta Nonen, Los Angeles Sol • Signed as a free agent in 2009

2010

Carly Peetz, Boston Breakers • 6th round, 52nd overall pick

NWSL (2012-PRESENT)

2014

Jordan Jackson, Houston Dash • 4th round, 28th overall pick
 Ari Romero • Allocated to Seattle Reign, Expansion Drafted by Houston Dash

2017

Jaycie Johnson, North Carolina Courage • 3rd round, 27th overall pick
 Caroline Flynn, Portland Thorns FC • 4th round, 40th overall pick
 Sydney Miramontez, Kansas City •
 Haley Hanson, Houston Dash •

2018

Haley Hanson, Houston Dash • 1st round, 7th overall pick

2020

Sinclair Miramontez, North Carolina Courage • 3rd round, 27th overall pick
 Meg Brandt, Reign FC • 4th round, 34th overall pick

OVERSEAS (2014-PRESENT)

2014

Ari Romero • HB Koge, Denmark

2020

Savanah Uveges • MSV Duisburg, Germany
 Michaela Loebel • FHL, Iceland
 Meg Brandt • MSV Duisburg, Germany
 Brenna Ochoa • MSV Duisburg, Germany
 Aubrei Corder • Kalmar, Sweden

Sinclair Miramontez (top left) and Meg Brandt (top right) became Nebraska's most recent draft picks on Jan. 16, 2020 when they were selected 27th and 34th overall, respectively, in the NWSL Draft. Christine Latham (second row right) played in both the WUSA and WPS. Ari Romero (third row left) and Jordan Jackson (third row right) each joined the Houston Dash in 2014 after helping Nebraska capture a pair of Big Ten titles in 2013. Meghan Anderson (fourth row left) and Breanna Boyd (fourth row right) were two of 11 former Huskers to play in the WUSA, a league that ran from 2000 to 2003. Karina LeBlanc (bottom left) and Sharolta Nonen (bottom right) are also among the former Huskers who continued their careers professionally.



SOCCER FACILITIES

The home of the Huskers, Barbara Hibner Stadium and Hibner Field, and its surrounding facilities provide NU players with every tool needed to be successful. The facility, which opened in 2015, is located just north of Nebraska's Innovation Campus and the Bob Devaney Sports Center.

Part of the \$20.4 million Nebraska Soccer and Tennis Complex and approved by the University of Nebraska Board of Regents in 2013, the facility features a championship field, stadium lights, stadium seating, a fun zone for kids and dazzling views of downtown Lincoln. Hibner Stadium seats up to 2,500 and has direct access to restrooms, concessions and other fan amenities.

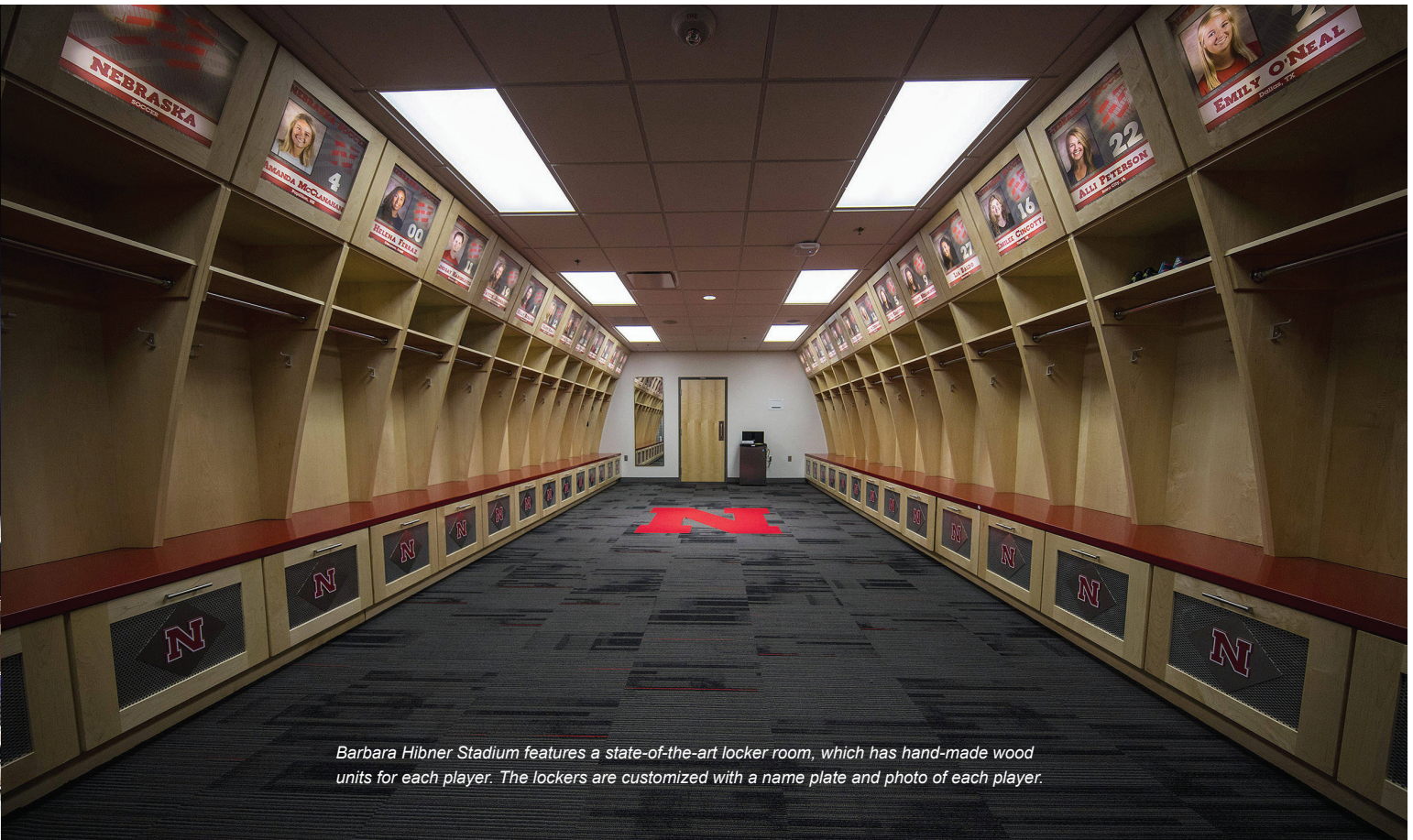
When it's not gameday, the Huskers can be found in the Hawks Championship Center, which houses offices, locker rooms, meeting rooms and indoor practice facilities for the Nebraska soccer program. Nebraska is one of the few schools in the nation with all of its soccer facilities located on campus.



Right: Named after former Nebraska Senior Women's Administrator Barbara Hibner, Hibner Field features real grass with in-ground irrigation systems and has stadium lighting for night games.

Below: Hibner Stadium's grandstand seats 1,800, with access to open chairback seating in the center. The overall stadium capacity is 2,500, which includes berm seating and standing room only from the elevated viewing deck.





Barbara Hibner Stadium features a state-of-the-art locker room, which has hand-made wood units for each player. The lockers are customized with a name plate and photo of each player.



Below right: The Hawks Championship Center opened for the soccer team during the spring of 2006. The magnificent facility features FieldTurf ideal for year-round indoor training for the Huskers.

Left: Named after a former Husker defender, the Jenna Cooper Team Room includes a flat screen, high-definition television, a conference table and a lounge area for hosting team meetings and other gatherings. Players and coaches have ample space to view game or practice video, giving them a greater edge in preparing for competition.

Below left: An inside view of the Hawks Championship Center shows the plentiful space the soccer program can use for practice in all weather conditions. The temperature-controlled space also opens onto extra grass practice fields.



WORLD-CLASS FACILITIES



“THIS ISN'T
**REAL
LIFE.**”

DWYANE WADE ON NEBRASKA'S FACILITIES



PINNACLE BANK ARENA



HAWKS FIELD



BOB DEVANEY SPORTS CENTER



BARBARA HIBNER STADIUM



ATHLETIC MEDICINE



ALTER-G TREADMILLS



HYDROTHERAPY POOLS



ON-SITE X-RAY FACILITY

ATHLETIC MEDICINE

Nebraska features one of the most well-trained and highly skilled athletic medicine staffs in the country. Under the guidance of Director of Athletic Medicine Dr. Lonnie Albers, Head Athletic Trainer and Physical Therapist Jerry Weber (pictured, bottom) and Football Head Athletic Trainer Mark Mayer, the Nebraska athletic medicine staff consists of five physicians, 14 full-time athletic trainers and eight graduate assistant athletic trainers.

Nebraska's medical facilities have long been among the nation's best, and Husker Athletic Medicine will have a new home in 2023 with the completion of the Go B1G Project. Currently, NU's athletic medicine center is housed in the Tom and Nancy Osborne Athletic Complex. In addition to Nebraska's North Stadium facility, Hawks Field, Bowlin Stadium, Pinnacle Bank Arena, the Bob Devaney Sports Center and the Nebraska Soccer and Tennis Complex all feature athletic medicine areas.

Nebraska uses advanced equipment, including two anti-gravity treadmills (pictured, top) to help athletes recondition after injuries. Nebraska's Athletic Medicine Center also features a hydrotherapy area that includes a three-level laned pool, as well as hot and cold plunge tanks (pictured, middle). The Hydroworx 1000 Treadmill Pool is equipped with two cameras underwater for evaluation and assessment.

SPORTS PSYCHOLOGY

Continuing its commitment to complete care for all student-athletes, Nebraska has a staff of five in-house mental health providers specializing in performance psychology who work directly with student-athletes, teams and coaches. Under the leadership of Director of Sports Psychology Dr. Brett Haskell, the Huskers' sports psychology staff provides counseling, psychological services, mental skills training, teambuilding and leadership development services for each of Nebraska's 24 sports and more than 600 Husker student-athletes. The staff works directly with student-athletes to help them develop skills to enhance personal well-being, address mental health and train psychological skills to optimize performance.

A LIFETIME EXPERIENCE



STUDENT-ATHLETE EXPERIENCE

Nebraska is a leader in providing all the resources and support necessary for student-athletes to become successful in Academics, Athletics and Life. Nebraska will continue to strategically plan for avenues to strengthen the resources to support more than 600 Husker student-athletes across 24 sports.

UNMATCHED SUPPORT

Nebraska has a history of providing unmatched benefits and support to student-athletes. A few examples of these enhanced benefits for Husker student-athletes include:

- All scholarship student-athletes have their scholarship calculated based on the full cost of attendance.
- Each student-athlete is offered a free Apple MacBook Air laptop computer to enhance their learning opportunities.
- Nebraska has increased resources and support in all academic and performance related areas including but not limited to Academic Services, Life Skills, Athletic Medicine, Athletic Training, Strength and Conditioning, Nebraska Athletic Performance Laboratory, Nutrition and Sports Analytics.
- The N-Vest Nebraska program began in 2022. N-Vest Nebraska rewards Husker scholarship student-athletes for academic performance, success toward graduation and retention. NU student-athletes who meet the established academic benchmarks will receive \$5,980 per year for their academic achievement.
- As part of Nebraska's innovative Post-Eligibility Opportunity (PEO) program, every student-athlete graduate who has exhausted their athletic eligibility has the opportunity to pursue (with Nebraska support) an internship, participate in a study abroad program, attend graduate school or receive funding for entrepreneur endeavors.

#NILBRASKA

In 2021, Nebraska Athletics introduced #NILbraska, an initiative to educate student-athletes on branding, marketing and financial literacy, among other aspects. #NILbraska prepares student-athletes to take advantage of Name, Image and Likeness legislation.

The #NILbraska program focuses on a three-pronged approach to providing education for student-athletes to maximize their potential in the NIL category: Ready Now, Accelerate and the Husker Advantage.



FREE MACBOOK AIR LAPTOPS



PERSONALIZED NUTRITION PLANS

ACADEMIC SUCCESS





AUBREI CORDER, 2019 GRADUATE



SINCLAIR MIRAMONTEZ, 2019 GRADUATE



SAVANAH UVEGES, THREE-TIME ACADEMIC ALL-BIG TEN

2022-23 ACADEMIC HIGHLIGHTS

351 ALL-TIME COLLEGE SPORTS COMMUNICATORS (CSC) ACADEMIC ALL-AMERICANS

(leads Division I programs across all sports)

108 Football CSC Academic All-Americans

(leads all sports, all-time)

40 Volleyball CSC Academic All-Americans

(leads all women's sports, all-time)

56 Men's & Women's Track & Field/ Cross Country CSC Academic All-Americans

(leads nation since CSC added team in 2002)

2022-23 CSC ACADEMIC ALL-AMERICANS (3)

Lexi Rodriguez (Volleyball)

Axelina Johansson (Women's Track and Field)

Till Steinforth (Men's Track and Field)

ARTHUR ASHE JR. SPORTS SCHOLARS (33)

Isabel Androver Gallego; Matthias Algarin; Alexis Buchert;
Isabelle Bourne; Jamieson Battistella; Ru'Quan Buckley; Clara Colombo

Martina Comin; Eleanor Dale; Genesis Gibson; Emily Haimes;
Lena Hassert; Roni Hietaranta; Johanna Ilves; Lishanna Ilves;
Axelina Johansson; Oleg Kojenets; Calvin Mueller

Micaylon Moore; Moritz Mueller; Passmore Mudundulu; Jack Nolley; Lorenzo Paissan

Sam Phillips; Jillian Roa; Madesyn Ronquillio

Amara Smith Speights; Emma Spence;

Till Steinforth; Darby Thomas; Andrea Velez Lopez; Nic Wiedenhorn and Terrol Wilson

MALE STUDENT-ATHLETE OF THE YEAR

Trent Hixson (Football)

FEMALE STUDENT-ATHLETE OF THE YEAR

Ieva Turke (Track and Field)

BIG TEN MEDAL OF HONOR WINNERS

Trent Hixson (Football)

Ieva Turke (Track and Field)

BIG TEN OUTSTANDING SPORTSMANSHIP AWARD WINNERS

Sam Grisel (Men's Basketball)

Megan Whittaker (Women's Golf)

HERMAN TEAM GPA AWARD WINNERS

Women's Cross Country (3.731 GPA)

Men's Tennis (3.572 GPA)

NEBRASKA SCHOLAR-ATHLETE HONOR ROLL SELECTIONS (842)

(3.0 GPA or above)

Fall (417); Spring (425)

ACADEMIC ALL-BIG TEN SELECTIONS (296)

(3.0 GPA or above)

HUSKER GRADUATES (114)

15, August 2022

25, December 2022

74, May 2023

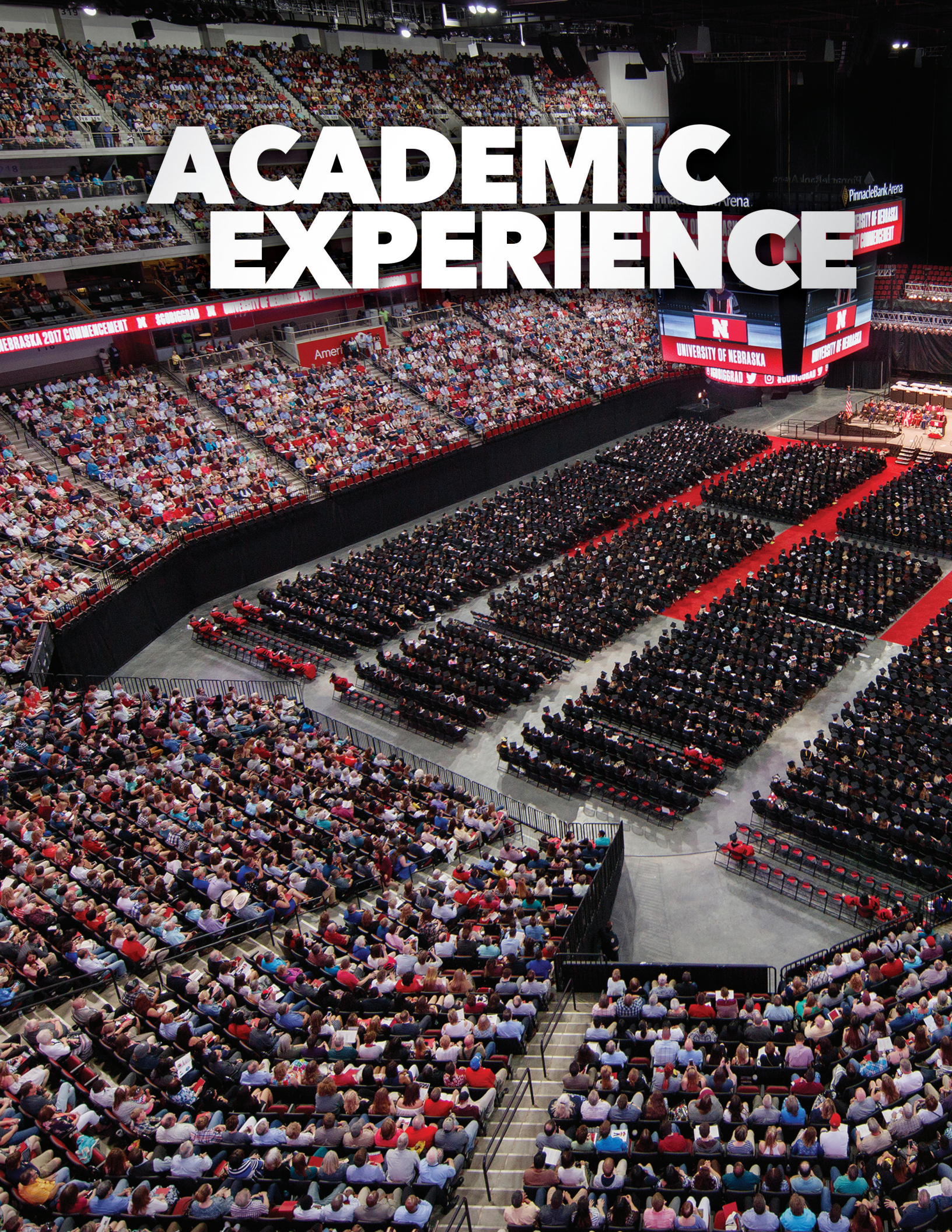
PERFECT 4.0 GPA SEMESTERS (147)

Fall (82); Spring (65)

BIG TEN DISTINGUISHED SCHOLARS (99)

(3.7 GPA or better, 2022-23)

ACADEMIC EXPERIENCE








90% OVERALL GRADUATION RATE



STUDENT LIFE COMPLEX

ACADEMIC ALL-AMERICANS
DIVISION I SCHOOLS, ALL TIME

	351
	335
	276

ACADEMIC COUNSELING

A team of 14 academic staff members are in place to monitor daily academic progress, promote skill development, receive consistent course feedback, assist with the advising/registration process and monitor eligibility and progress toward graduation.

TUTORIAL SUPPORT

A tremendous resource for all academic abilities, unlimited tutorial support is available from day one up to college graduation in all subject areas. Tutorial support is provided both in-person and virtually. Nebraska's tutorial program is certified by the College Reading and Learning Association.

STUDY HALL

Student-athletes attend a supervised study hall within the Herman Student Life Complex that features day, evening and weekend hours. Student-athletes are required to complete a specific number of study hours each week and/or a list of academic tasks as determined by their academic counselor, learning specialist and coach.

MENTORING

Academic staff serve as mentors to all incoming student-athletes and select returning student-athletes. The student-athletes meet with their mentor weekly to develop time management skills, gather and report academic progress information and discuss academic success strategies.

EDUCATIONAL ASSESSMENTS

Assessments are administered upon the request of the student-athlete, academic counselor or coach. Learning specialists are available to administer and score informal assessments, which include a reading comprehension and a writing assessment. When more in-depth assessments are necessary, referrals are made to a neuropsychologist who conducts the assessments. If it is determined a student-athlete has a learning disability or another medical condition that impedes the student from reaching their academic potential, appropriate accommodations are implemented by the Office of Services for Students with Disabilities.

STUDENT-ATHLETE ORIENTATION

Each new student-athlete attends an orientation at the beginning of their academic career. Student-athletes are introduced to staff, faculty, administrators and a variety of resources that help facilitate the transition into college while enhancing awareness of support services in the Athletic Department and across campus.

PERSONAL COUNSELING

Student-athletes will find a supportive and caring environment at Nebraska. Transitional issues, stress management, time management, academic focus and problem resolution are all addressed in a proactive manner throughout the year. If necessary, counseling referrals are also made to designated practitioners.

COMPUTER RESOURCES

All student-athletes are provided the opportunity to have a laptop for use during their academic career at Nebraska. The Herman Student Life Complex has printers and desktop computers available for student-athletes to use in the facility. A full-time computer specialist is on-site and available to assist with technology needs.



LIFE SKILLS



SCHOOL VISITS & READ-A-THONS

PROACTIVE EDUCATION

The Life Skills staff provides proactive education to all incoming and returning student-athletes designed to promote responsible decision-making, enhance one's personal brand and prepare student-athletes for life after sports. Interactive presentations are delivered during summer bridge sessions, orientations and year-by-year tiered development workshops.

husker advantage/name, image, likeness (nil) personal branding

All Nebraska student-athletes will benefit from specialized personal branding content within the innovative Husker Advantage program. Designed to enhance overall marketability while in college and beyond, engaging and interactive content in the areas of Strength Assessment, Building Personal Brand, Communication, and Finance/Compliance will position student-athletes for potential NIL opportunities while sharpening fundamental life skills beyond athletic eligibility.

Individual Meetings

Every Nebraska student-athlete is assigned a Life Skills staff member who will assist with personal and career development. The meetings help each student-athlete identify a career focus and implement a plan to increase career marketability.

Career Commitment & Networking

Nebraska Life Skills organizes an annual Student-Athlete Career Fair Networking Night and other career events aimed at connecting Huskers with companies desiring competitive, hard-working, accountable candidates. Athlete Network and UNL's Handshake Link provide opportunities to explore career opportunities across the country.

Community Outreach

Nebraska student-athletes readily accept the role-model challenge, collectively giving more than 5,000 hours annually to impact thousands across the state of Nebraska. Outreach events include but are not limited to hospital visits, mentoring, school assemblies, statewide rallies, Make-A-Wish, School is Cool and Husker Heroes. During the 2022-23 academic year, 344 Husker student-athletes completed at least six service projects earning spots on the coveted Tom Osborne Citizenship Team.

Leadership

Nebraska Life Skills provides student-athletes with countless opportunities to enhance leadership skills while distinguishing themselves from the competition. Student-athletes can be members of the Student-Athlete Advisory Committee, Husker Healers (Pre-Health group), Nebraska Football Road Race, Inner Circle, N-Vest or N-VOLVED. UNL offers more than 600 recognized student organizations allowing athletes to collaborate with other campus leaders for common goals.

RECOGNITION

In 2022-23, 75 Husker Football student-athletes were named to both the Tom Osborne and Brook Berringer Citizenship teams for completing a minimum of six service projects in the calendar year. A host of other recognition opportunities at the institutional, Big Ten and NCAA levels that all reflect the high ideals, character and servant leadership nurtured through community involvement also are available. Annually, Nebraska Football coordinates a Road Race to enhance Pediatric Brain Cancer awareness, conducts multiple hospital visits, coordinates the MLK Day of Service and volunteers at local elementary and middle schools.

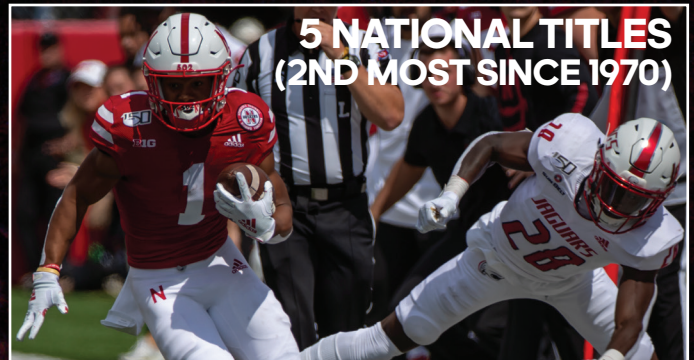


MAKE-A-WISH FAMILY PARTY




NATIONAL POWERS

FIVE VOLLEYBALL NATIONAL CHAMPIONSHIPS
(3RD IN NCAA HISTORY)




**5 NATIONAL TITLES
(2ND MOST SINCE 1970)**

FOOTBALL



**8 NATIONAL TITLES
(4TH IN NCAA HISTORY)**

MEN'S GYMNASTICS



**6 NCAA TITLES
(MOST IN NCAA HISTORY)**

BOWLING



**2 INDOOR
NCAA TITLES
(4TH IN NCAA HISTORY)**

WOMEN'S TRACK AND FIELD

THE UNIVERSITY OF NEBRASKA





THE UNIVERSITY OF NEBRASKA

Chartered in Lincoln by the Nebraska Legislature in 1869, the University of Nebraska was expanded in 1968 into a university system now comprising four campuses under the guidance of a Board of Regents and a central administration. The flagship University of Nebraska-Lincoln is an educational institution of international stature. Nebraska is classified within the Carnegie "R1: Doctoral Universities – Highest Research Activity" category. Nebraska is also a land-grant university and a member of the Association of Public and Land-grant Universities. The university is accredited by the Higher Learning Commission.

BIG TEN ACADEMIC ALLIANCE

As a member of the Big Ten, the University of Nebraska-Lincoln is a member of the Big Ten Academic Alliance (BTAA), formerly the Committee on Institutional Cooperation, which is the academic consortium of the universities in the Big Ten Conference. The BTAA includes all 14 Big Ten Institutions and partners with the University of Chicago. The Big Ten Academic Alliance and the institutions together have annual research expenditures topping \$10.5 billion - more than the Ivy League and the University of California System combined - and they educate a total of nearly 600,000 students with approximately 50,000 faculty members.

NATIONAL RANKINGS

- 2018 No. 1 Online MBA in the World for Alumni Salary Increases (*Financial Times*)
- 2019 No. 9 Best Online Graduate Education Programs (*U.S. News & World Report*)
- 2018 Top 30 Colleges that Produce the Most CEOs (*Kittleman*)
- 2020 No. 16 Best Online MBA Programs for Veterans (*U.S. News & World Report*)
- 2020 No. 22 Best Online MBA Programs (*U.S. News & World Report*)
- 2019 Best Value College (*The Princeton Review*)
- 2020 Ranked Among Top Third of National Universities (*U.S. News & World Report*)
- Rated Among Best Values in Public Colleges for 2019 (*Kiplinger's Personal Finance*)

**CREATIVITY
IS THE ANSWER**

**CREATIVITY
THE ANSWER**

**CREATIVITY
THE ANSWER**



www.adidas.com/us/NEB

**CREATIVITY
IS THE ANSWER
CREATIVITY
IS THE ANSWER
CREATIVITY
THE ANSWER**

Date	Opponent	Location	Time (CT)
Tuesday, Aug. 8	South Dakota State (Exhibition)	Barbara Hibner Stadium	7:05 p.m.
Friday, Aug. 11	Oklahoma (Exhibition)	Barbara Hibner Stadium	7:05 p.m.
Thursday, Aug. 17	Creighton	Omaha, Neb.	6:00 p.m.
Sunday, Aug. 20	Baylor	Barbara Hibner Stadium	1:05 p.m.
Thursday, Aug. 24	Eastern Washington	Cheney, Wash.	9:00 p.m.
Sunday, Aug. 27	Gonzaga	Spokane, Wash.	3:00 p.m.
Thursday, Aug. 31	Missouri	Barbara Hibner Stadium	7:05 p.m.
Sunday, Sept. 3	Kansas State	Manhattan, Kan.	1:00 p.m.
Thursday, Sept. 7	UC Davis	Barbara Hibner Stadium	7:05 p.m.
Sunday, Sept. 10	Saint Louis	Barbara Hibner Stadium	1:05 p.m.
Friday, Sept. 15	Wisconsin*	Barbara Hibner Stadium	7:05 p.m.
Thursday, Sept. 21	Ohio State*	Columbus, Ohio	6:00 p.m.
Sunday, Sept. 24	Penn State*	State College, Pa.	12:00 p.m.
Thursday, Sept. 28	Rutgers*	Barbara Hibner Stadium	7:05 p.m.
Sunday, Oct. 1	Northwestern*	Evanston, Ill.	2:00 p.m.
Saturday, Oct. 7	Iowa*	Barbara Hibner Stadium	1:05 p.m.
Thursday, Oct. 12	Maryland*	Barbara Hibner Stadium	7:05 p.m.
Sunday, Oct. 15	Minnesota*	Minneapolis, Minn.	1:00 p.m.
Thursday, Oct. 19	Purdue*	Barbara Hibner Stadium	7:05 p.m.
Sunday, Oct. 22	Illinois*	Champaign, Ill.	1:00 p.m.

BIG TEN TOURNAMENT

Sunday, Oct. 29	Big Ten Quarterfinals	Campus Sites	TBA
Thursday, Nov. 2	Big Ten Semifinals	TBA	TBA
Sunday, Nov. 5	Big Ten Championship	TBA	TBA

NCAA TOURNAMENT

Friday, Nov. 10	NCAA First Round	TBA	TBA
Friday, Nov. 17	NCAA Second Round	TBA	TBA
Sunday, Nov. 19	NCAA Third Round	TBA	TBA
Friday, Nov. 24	NCAA Quarterfinals	TBA	TBA
Friday, Dec. 1	College Cup Semifinals	Cary, N.C.	TBA
Sunday, Dec. 3	College Cup Final	Cary, N.C.	TBA

*-Big Ten Conference games

Home games in bold played at Barbara Hibner Stadium. All times are Central and subject to change.



GENERAL INFORMATION

Location	Lincoln, Neb.
Population	293,446
Enrollment	25,057
Founded	1869
Nickname	Cornhuskers or Huskers
Colors	Scarlet and Cream
Conference	Big Ten
President	Ted Carter Jr.
Chancellor	Ronnie Green
Athletic Director	Trev Alberts

2023 TEAM INFORMATION

Letterwinners Returning/Lost	19/0
Newcomers	6
Head Coach	John Walker (30th season)
Alma Mater, Year	Queen's University, 1987
Record at Nebraska	348-189-58
Career Record	Same
Assistant Coach	Marty Everding (26th season)
Assistant Coach	Ian Bridge (8th season)
Soccer Office Secretary	Cathy Robertson
Soccer Office Phone	402-472-0456
Soccer Office Fax	402-472-0455
Home Field	Barbara Hibner Stadium (2,500)

NEBRASKA SOCCER HISTORY

First Year of Soccer	1994
Season of Nebraska Soccer in 2023-24	30th
Overall All-Time Record	348-189-58
Conference All-Time Record	150-98-32
NCAA Tournament Appearances	12
NCAA Tournament Record	17-12
Sweet 16 Appearances	8
Elite Eight Appearances	2
College Cup Appearances	None
National Championships	None
Conference Regular Season Titles	4
.....Big 12: 1996, 1999, 2000; Big Ten: 2013	
Conference Tournament Titles	6
Big 12: 1996, 1998, 1999, 2000, 2002; Big Ten: 2013	
Conference Tournament Record	23-13
All-Americans	19 (13 different players)
CoSIDA Academic All-Americans	5
All-Big Ten Selections (Since 2011)	34
NWSL Draft Picks (Since 2012)	7
World Cup Competitors	11
All-Time Hat Tricks	34

2022 SEASON INFORMATION

Overall Record	8-7-5
Home Record	6-3-4
Away Record	2-3-1
Neutral Record	0-1-0
Big Ten Record (Place)	5-3-2 T-4th
Big Ten Tournament	1-1-0
NCAA Tournament	Did Not Qualify

COMMUNICATIONS INFORMATION

Soccer Contact	Meghan Straub
E-mail	mstraub@huskers.com
Office Phone	402-472-6263
Cell Phone	402-430-4677

SOCIAL MEDIA

Twitter	@NebraskaSoccer
Facebook	NebraskaSoccer
Instagram	@NebraskaSoccer

NUMERICAL ROSTER

No.	Student-Athlete	Pos.	Ht.	Yr.	Hometown (Previous School) (Club Team)
00	Cece Villa	GK	5-10	So.	Altoona, Iowa (Dowling Catholic)
1	Ava Makovicka	MF	5-8	Fr.	Gretna, Neb. (Gretna)
2	Haley Peterson	MF	5-6	Jr.	Lincoln, Neb. (East)
4	Nicola Hauk	D	5-7	Sr.	Heidelberg, Germany (Delta State/Kurfurst)
5	Ella Guyott	D/MF/F	5-5	RFr.	Papillion, Neb. (Papillion-LaVista)
6	Abbey Schwarz	F	5-5	Jr.	Bennington, Neb. (Roncalli Catholic)
7	Reagan Raabe	MF/F	5-5	Sr.	Omaha, Neb. (Millard West)
8	Reese Borer	D	5-6	Fr.	Lincoln, Neb. (Norris)
9	Eleanor Dale	F	5-7	Sr.	Billingham, England
10	Florence Belzile	MF/F	5-8	Jr.	Montreal, Quebec, Canada (Bill Brothers)
11	Sadie Waite	MF	5-5	So.	St. Thomas, Ontario, Canada (Parkside)
15	Alexa Gobel	GK	6-0	Fr.	Lincoln, Neb. (Southwest)
16	Audra Clark	D/F	5-5	Sr.	San Antonio, Texas (Medina Valley)
17	Marissa Popoola	D	5-6	Sr.	Overland Park, Kan. (Blue Valley West)
19	Samantha Corrie	D	5-7	Fr.	Winchester, England (Peter Symonds College)
20	Emma Proski	MF	5-7	So.	Omaha, Neb. (Marian)
21	Lauryn Anglim	D	5-7	So.	LaVista, Neb. (Papillion-LaVista)
22	Abby Vacek	F	5-4	RFr.	Lincoln, Neb. (Pius X)
23	Gwen Lane	D	5-7	Sr.	Lincoln, Neb. (Southwest)
25	Ella Rudney	MF/F	5-6	Fr.	Grand Island, N.Y. (Grand Island Senior)
29	Kayma Carpenter	F	5-4	Fr.	Lincoln, Neb. (East)
34	Allison Napora	MF/F	5-5	RSo.	Papillion, Neb. (Papillion-LaVista South)
37	Jordan Zade	D	5-5	Jr.	Olathe, Kan. (De Soto)
42	Sarah Weber	MF/F	5-6	Jr.	Gretna, Neb. (Gretna)
44	Lauren Buzzell	D	5-7	RFr.	St. Francis, Minn. (St. Francis)
48	Maggie Altman	F	5-8	Jr.	San Francisco, Calif. (Sacred Heart)
74	Briley Hill	D/F	5-8	So.	Lincoln, Neb. (East)
91	Sami Hauk	GK	5-11	Sr.	Argyle, Texas (Arizona/Denton Guyer)

ALPHABETICAL ROSTER

No.	Student-Athlete	Pos.	Ht.	Yr.	Hometown (Previous School) (Club Team)
48	Maggie Altman	F	5-8	Jr.	San Francisco, Calif. (Sacred Heart)
21	Lauryn Anglim	D	5-7	So.	LaVista, Neb. (Papillion-LaVista)
10	Florence Belzile	MF/F	5-8	Jr.	Montreal, Quebec, Canada (Bill Brothers)
8	Reese Borer	D	5-6	Fr.	Lincoln, Neb. (Norris)
44	Lauren Buzzell	D	5-7	RFr.	St. Francis, Minn. (St. Francis)
29	Kayma Carpenter	F	5-4	Fr.	Lincoln, Neb. (East)
16	Audra Clark	D/F	5-5	Sr.	San Antonio, Texas (Medina Valley)
19	Samantha Corrie	D	5-7	Fr.	Winchester, England (Peter Symonds College)
9	Eleanor Dale	F	5-7	Sr.	Billingham, England
15	Alexa Gobel	GK	6-0	Fr.	Lincoln, Neb. (Southwest)
5	Ella Guyott	D/MF/F	5-5	RFr.	Papillion, Neb. (Papillion-LaVista)
4	Nicola Hauk	D	5-7	Sr.	Heidelberg, Germany (Delta State/Kurfurst)
91	Sami Hauk	GK	5-11	Sr.	Argyle, Texas (Arizona/Denton Guyer)
74	Briley Hill	D/F	5-8	So.	Lincoln, Neb. (East)
23	Gwen Lane	D	5-7	Sr.	Lincoln, Neb. (Southwest)
1	Ava Makovicka	MF	5-8	Fr.	Gretna, Neb. (Gretna)
34	Allison Napora	MF/F	5-5	RSo.	Papillion, Neb. (Papillion-LaVista South)
2	Haley Peterson	MF	5-6	Jr.	Lincoln, Neb. (East)
17	Marissa Popoola	D	5-6	Sr.	Overland Park, Kan. (Blue Valley West)
20	Emma Proski	MF	5-7	So.	Omaha, Neb. (Marian)
7	Reagan Raabe	MF/F	5-5	Sr.	Omaha, Neb. (Millard West)
25	Ella Rudney	MF/F	5-6	Fr.	Grand Island, N.Y. (Grand Island Senior)
6	Abbey Schwarz	F	5-5	Jr.	Bennington, Neb. (Roncalli Catholic)
22	Abby Vacek	F	5-4	RFr.	Lincoln, Neb. (Pius X)
00	Cece Villa	GK	5-10	So.	Altoona, Iowa (Dowling Catholic)
11	Sadie Waite	MF	5-5	So.	St. Thomas, Ontario, Canada (Parkside)
42	Sarah Weber	MF/F	5-6	Jr.	Gretna, Neb. (Gretna)
37	Jordan Zade	D	5-5	Jr.	Olathe, Kan. (De Soto)

COACHING STAFF

Head Coach: John Walker, 30th season (Queen's, 1987)
Assistant Coach: Marty Everding, 26th season (Queen's, 1989)
Assistant Coach: Ian Bridge, 8th season

PRONUNCIATION GUIDE

Lauryn Anglim: Ang-lum
Florence Belzile: Bel-zeel
Lauren Buzzell: Buzz-el
Kayma Carpenter: K-muh
Ella Guyott: Guy-it
Sami Hauk: Hawk
Allie Napora: Nuh-por-uh
Marissa Popoola: paw-pooluh
Emma Proski: Pro-saw-skee
Reagan Raabe: Rah-bee
Abby Vacek: Vah-seck
Cece Villa: VEE-yah
Jordan Zade: Z-aid



#48 Maggie Altman
Jr. • F
San Francisco, Calif.



#21 Lauryn Anglim
So. • D
LaVista, Neb.



#10 Florence Belzile
Jr. • MF/F
Quebec, Canada



#8 Reese Borer
Fr. • D
Lincoln, Neb.



#44 Lauren Buzzell
Fr. • D
St. Francis, Minn.



#29 Kayma Carpenter
Fr. • F
Lincoln, Neb.



#16 Audra Clark
Sr. • D/F
San Antonio, Texas



#19 Samantha Corrie
Fr. • D
Winchester, England



#9 Eleanor Dale
Sr. • F
Billingham, England



#15 Alexa Gobel
Fr. • GK
Lincoln, Neb.



#5 Ella Guyott
So. • D/MF/F
Papillion, Neb.



#4 Nicola Hauk
Sr. • D
Heidelberg, Germany



#91 Sami Hauk
Sr. • GK
Argyle, Texas



#74 Briley Hill
So. • D/F
Lincoln, Neb.



#23 Gwen Lane
Sr. • D
Lincoln, Neb.



#1 Ava Makovicka
Fr. • MF
Gretna, Neb.



#34 Allie Napora
RSo. • MF/F
Papillion, Neb.



#2 Haylee Peterson
Jr. • MF
Lincoln, Neb.



#17 Marissa Popoola
Sr. • D
Overland Park, Kan.



#20 Emma Proski
So. • MF
Omaha, Neb.



#7 Reagan Raabe
Sr. • MF/F
Omaha, Neb.



#25 Ella Rudney
Fr. • MF/F
Grand Island, N.Y.



#6 Abbey Schwarz
Jr. • F
Bennington, Neb.



#22 Abby Vacek
RFr. • F
Lincoln, Neb.



#00 Cece Villa
So. • GK
Altoona, Iowa



#11 Sadie Waite
So. • MF
Ontario, Canada



#42 Sarah Weber
Jr. • MF/F
Gretna, Neb.



#37 Jordan Zade
Jr. • D
Olathe, Kan.



Head Coach
John Walker



Assistant Coach
Ian Bridge



Assistant Coach
Marty Everding



Assistant Coach
Savannah Anderson-Baer



JOHN WALKER

HEAD COACH • 30TH SEASON
QUEEN'S UNIVERSITY (1987)

CAREER HIGHLIGHTS

- Coached 13 players to 19 NSCAA All-America Honors
- Coached players to 51 first-team all-conference awards
- 15th in victories among active NCAA Division I coaches
- United Soccer Coaches National Coach of the Year (1996)
- United Soccer Coaches Regional Coach of the Year (1996, 2013)
- Conference Coach of the Year (1996, 1999, 2013)
- One Big Ten Regular-Season Title (2013)
- One Big Ten Tournament Title (2013)
- Three Big 12 Regular-Season Titles (1996, 1999, 2000)
- Five Big 12 Tournament Titles (1996, 1998, 1999, 2000, 2002)
- Career/Nebraska Record: 348-189-58 (.634)

Coach John Walker came to Lincoln in April 1994 and 29 seasons later, he has built a tradition-rich program at Nebraska that includes 12 NCAA Tournament appearances. Under Walker, the Huskers have made eight NCAA Sweet 16 appearances, including two trips to the Elite Eight.

As a member of the Big 12 Conference, Walker and the Huskers captured three regular-season conference crowns (1996, 1999, 2000) and five Big 12 Tournament titles (1996, 1998, 1999, 2000, 2002) in 15 seasons. Nebraska transitioned to the Big Ten in 2011 and two years later, won both the regular-season and conference tournament championships.

Walker has guided the Huskers to a 348-189-58 record in 29 years as the only head coach in program history. He surpassed the 300-win milestone in 2016 when NU knocked off then-No. 16 BYU on the road, ending the nation's longest home winning streak. Walker's 200th career win came in the 2005 NCAA Tournament against Creighton. Walker is the only head coach to produce more than 100 wins in fewer than eight seasons.

With a proven system, an innovative coaching philosophy, a well-respected program and an ability to recruit some of the nation's most talented players, Walker has the Huskers focused on contending for conference and national championships on an annual basis. The Huskers have implemented a year-round approach to training and conditioning that includes a strong schedule every fall and spring.

Additionally, Nebraska has traveled abroad for international competition, including trips to Europe in 2006, 2011 and 2019. During the summer of 2019, the Huskers spent nearly two weeks in Scotland and won each of their five games, while also exploring the country. In 2015, the Huskers ventured to Canada to play in international exhibitions, while supporting three former Huskers in the FIFA Women's World Cup.

Building from the Beginning

In 1994, Nebraska became the first Big Eight school to add women's soccer as a varsity sport, and Walker was optimistic about the future of soccer in the Cornhusker state because of the University's commitment to building a winning program.

Although Nebraska was ahead of other Big Eight schools, Walker started the 1994 season behind the rest of the nation in recruiting because of his late hiring. However, in his first season as the Huskers' mentor, Walker managed to put together a collection of scholarship players and walk-ons who recorded a surprising 14-4-0 mark and earned credibility around the nation with a successful inaugural campaign.

Walker and his staff followed their initial on-field success by compiling an excellent incoming class that included transfers Kari Uppinghouse, who became Nebraska's first first-team All-American in 1996, and third-team All-America goalkeeper Rebecca Hornbacher.

Walker's goal when he started at NU was to have the Huskers in their first NCAA Tournament by the 1998 season. Walker not only achieved that goal, he shattered his own timeline as NU reached the postseason in 1996 and placed itself among the nation's best by winning two tournament games and advancing to the Elite Eight.

Along the way, Walker established himself as one of the finest coaches in America, earning United Soccer Coaches National Coach-of-the-Year,

Central Region Coach-of-the-Year and Big 12 Conference Coach-of-the-Year recognition in 1996.

Walker led the Huskers to a perfect regular season with a 19-0 record and the first regular-season Big 12 title. Nebraska extended its winning streak to 21 games with two more wins at the Big 12 Tournament. The Huskers entered the NCAA Tournament with the nation's longest winning streak as the only unbeaten and untied team in the country.

In the opening round, Nebraska topped Minnesota by a 3-2 margin in overtime to set up a rematch with Duke. The Huskers had come from behind to defeat the then-No. 6 Blue Devils, 3-1, in Durham, N.C., on Sept. 8, for Nebraska's first-ever win over a ranked opponent. Although Duke came to Lincoln with a rich soccer tradition and plenty of NCAA Tournament experience, the Huskers dominated the Blue Devils from start to finish in a 3-0 win.

With the victory, the Huskers earned a trip to Oregon for the Elite Eight to challenge perennial power Portland. Although the Huskers battled until the end, they fell to the Pilots, 1-0. The Huskers finished the 1996 season with a 23-1-0 record and a final No. 6 national ranking. In addition to Uppinghouse and Hornbacher, NU's Lindsay Eddleman also garnered All-America recognition in 1996.

After Breaking Through

Nebraska earned seven consecutive top-15 national finishes from 1996 to 2002, and qualified for 10 straight NCAA Tournaments from 1996 to 2005.

In 1997, NU made the NCAA Sweet 16 and finished the season ranked No. 7 nationally with an 18-4-0 record. Sharolta Nonen earned her first of three All-America awards in 1997.

The following season, Nebraska overcame the loss of five senior starters, including All-Americans Uppinghouse and Hornbacher, to finish with a 17-4-1 record and claim a second Big 12 Tournament title. The Huskers advanced to the NCAA Sweet 16 and finished with a No. 10 national ranking. Kim Engesser was named Big 12 Player of the Year and earned All-America recognition, along with Nonen and Isabelle Morneau.

In 1999, Nebraska enjoyed its best season in the program's 25-year history, running to a 22-1-2 final record, a Big 12 regular-season title and a Big 12 Tournament crown. The Huskers missed their first trip to the NCAA Women's College Cup Semifinals by the narrowest of margins, as Notre Dame advanced on sudden death penalty kicks, 4-3, after one of the greatest matches in NCAA Tournament history. NU earned the No. 5 ranking in the final poll of the 1999 campaign.

Walker was named Big 12 Coach of the Year and Nonen was tabbed Big 12 Player of the Year, as NU posted a perfect 10-0-0 mark in conference play. Nonen and Morneau repeated as All-Americans in 1999.

Nebraska swept the Big 12 regular-season and tournament titles again in 2000 before making the Sweet 16. NU finished in the top 10 nationally for the fifth consecutive season with the No. 9 spot in the final rankings after going 22-2-0. Christine Latham was named conference player of the year and claimed All-America honors, along with Meghan Anderson and Jenny Benson.

In 2001, Latham became the first league player to be named Big 12 Player of the Year in back-to-back seasons when she led the Huskers back to the Sweet 16. NU finished the season ranked 12th nationally, as Latham claimed All-America status for the second consecutive season.

Nebraska won its fifth Big 12 Tournament title in 2002 before making its seventh consecutive Sweet 16. Latham became the second Husker to earn All-America honors on three occasions. NU finished the 2002 campaign with the No. 13 ranking.

Nebraska added NCAA Tournament appearances in 2003, 2004 and 2005, finishing in the top 25 nationally during each of those seasons. NU reached the Sweet 16 in 2004, while making the second round in 2003 and 2005. Two-time All-American Brittany Timko became the first three-time Big 12 Player of the Year (2004, 2005, 2006).

As a member of the Big 12 Conference, Nebraska posted a league-best 98-43-8 regular-season mark (.685 winning percentage) in 15 seasons.

Fostering a Strong Fan Base

As the Huskers started having success, fans took notice. Nebraska's perfect regular season in 1996 established a devoted following of Husker faithful as NU produced the sixth-highest average attendance in the nation.

In 1999, NU set a single-season school record and ranked among the top five in the nation with 1,529 fans per home game. In 2002, NU rewrote the single-game attendance record, when 4,830 fans attended the Nebraska vs. North Carolina contest to open the season.

Nebraska spent 10 years playing at the Abbott Sports Complex (1995-2004) before moving on campus to the Nebraska Soccer Field in 2005. NU played at the Nebraska Soccer Field for 10 seasons before the opening of Barbara Hibner Stadium in 2015.

NU's tradition of strong fan support continued at Hibner Stadium, as the Huskers averaged more than 900 fans per home game for the fifth consecutive year in 2019. Nebraska has ranked in the top 30 nationally and in the top two of the Big Ten in average attendance during each of its five years at Hibner Stadium.

Transition to the Big Ten

In 2013, Nebraska claimed both the Big Ten regular-season crown and tournament title to snap Penn State's 15-year reign atop the conference and put NU soccer back on the national radar. The Huskers posted their highest win total since 2000, going 19-4-1 overall and achieved the No. 13 ranking in the final poll along with the No. 4 spot in the final RPI.

The Huskers advanced to the second round of the NCAA Tournament after freshman Jaycie Johnson scored four goals in NU's first-round win over Southeastern Louisiana. She became the fifth player in NCAA Tournament history to score four goals in a game and tied the single-game school record.

Nebraska went 10-1-0 in conference play, including a 5-0 record on the road during Big Ten play in 2013. Walker took home Big Ten and Regional Coach-of-the-Year honors, while All-American Ari Romero was named Big Ten Defender of the Year and Jordan Jackson was named Midfielder of the Year by the conference.

In 2016, Nebraska made its 12th NCAA Tournament appearance and advanced to the second round before falling to then-No. 18 UCLA. Johnson received All-America recognition after scoring nearly half of Nebraska's goals during the season.

Athletes Continue to Haul in Awards

In 29 years, 13 Huskers have earned a total of 19 All-America certificates from the United Soccer Coaches (formerly the NSCAA) and five Huskers have captured freshman All-America accolades under Walker. In addition, 60 players have earned All-Region honors under Walker's tutelage, including 34 first-team honorees.

As a member of the Big 12 Conference, the Huskers collected 70 regular-season all-conference selections and 33 All-Big 12 Tournament awards in 15 seasons. Nebraska had eight players earn Big 12 Player-of-the-Year honors in an 11-year span from 1996 to 2006, including two-time honoree Christine Latham (2000, 2001) and three-time winner Brittany Timko (2004, 2005, 2006).

Morgan Marlborough also achieved Big 12 Offensive Player-of-the-Year honors on two occasions, taking home the award in 2009 and 2010. She became just the third freshman to win a player-of-the-year award in conference history in 2009. Marlborough added All-America honors in 2010.

The success carried over when the Huskers joined the Big Ten in 2011. NU has produced 30 All-Big Ten selections, including six first-team awards in ten years as a member of the conference.

In addition to awards for on-field performance, the Huskers have been honored for their work in the classroom. Five soccer student-athletes have earned CoSIDA Academic All-America honors, including first-team selection Caroline Flynn in 2016. Two Huskers have garnered Scholar All-America accolades from the United Soccer Coaches, including first-teamer Breanna Boyd in 2002.

Success Beyond Nebraska

Walker has helped Husker players compete at the international level, as 11 former Huskers have competed in 17 FIFA Women's World Cup competitions since the event's inception in 1991. Karina LeBlanc (Canada) made five straight World Cup appearances before announcing her retirement in 2015. She was one of three former Huskers to play in the 2015 World Cup, along with Selenia Iacchelli (Canada) and Ari Romero (Mexico).

LeBlanc is also one of three former Huskers to play in the Olympics, along with Brittany Timko (Canada) and Amy Walsh (Canada). Timko ranks tied for sixth on Canada's all-time caps list (132). LeBlanc (110) and Walsh (102) are also ranked in the top 15.

In April 2018, Haley Hanson was called up to the U.S. Women's National

Team roster. She made her first appearance for the USWNT on April 8 in an international friendly against Mexico.

Former NU athletes have seen success at the professional level as well. Seven Huskers were selected in the inaugural Women's United Soccer Association (WUSA) Draft in December 2000. Nebraska's total number of athletes selected was second behind North Carolina. Four of the first 24 players chosen in the draft were former Huskers.

Nebraska added two draftees in 2001 before Breanna Boyd earned the No. 8 overall pick in the 2002 WUSA Draft by the defending champion Carolina Courage. Christine Latham also became an instant starter for the San Diego Spirit when she was picked up as a discovery player for the WUSA team in 2002.

Walker boasted five former athletes on 2003 WUSA rosters, three of whom were named to All-Star rosters, which ranked seventh among all NCAA Division I programs. The WUSA folded in 2003, but Women's Professional Soccer (WPS) began in 2009. LeBlanc was drafted No. 5 overall by the Los Angeles Sol in 2009, as one of four Huskers to play in the league before it folded in 2012 and was replaced by the National Women's Soccer League (NWSL).

In 2014, Jordan Jackson and Ari Romero were drafted by the Houston Dash. In 2017, Jaycie Johnson was taken 27th overall by the North Carolina Courage and Caroline Flynn was drafted 40th overall by the Portland Thorns. Hanson was the No. 7 overall pick in the 2018 NWSL Draft when she was selected by the Houston Dash. Two Huskers were selected in the 2020 draft, with Sinclair Miramontez selected 27th overall by the North Carolina Courage and Meg Brandt selected 34th overall by Reign FC, and five 2020 graduates are currently playing professionally overseas.

While Walker built the Huskers, he continued to expand his coaching experience as a staff coach for the Canadian National Team from 1995 to 2008, working with the Senior National Team, U-20, U-17 and U-16 National Teams during that time. During the summer of 1999, Walker was an assistant coach for Canada's Women's World Cup team. He also served as an assistant coach for the 2008 U-20 Women's World Cup in Chile.

John's Journey

Walker came to Nebraska from Queen's University in Kingston, Ontario, following achievements at the collegiate, national and international levels.

Walker was named national staff coach for the Canadian Soccer Association in 1992, and the following year he was appointed an assistant coach for the Canadian World University Games team. Walker holds a Canadian "A" coaching license (highest level), a Level V certification and a USSF "A" license. Walker was a national coaching instructor for the Canadian Soccer Association and served as director of high performance for Ontario, where he supervised coaches and players at Ontario's National and Provincial Training Center.

Walker was a standout sweeper for Queen's University from 1982 to 1985 and received bachelor's degrees in physical education and physical therapy from Queen's in 1987. He earned a master's degree in coaching science from Miami of Ohio in 1988. He also is a graduate of the Canadian National Coaching Institute.

The Kingston, Ontario, native is married to Mary Holmes and the couple has one daughter, Ally, and four sons, Declan, Cameron, Keegan and Liam.





MARTY EVERDING

**ASSISTANT COACH • 26TH SEASON
QUEEN'S UNIVERSITY (1989)**

Marty Everding enters his 26th season overall at Nebraska in the fall 2023 season.

Everding returned to the Huskers as an interim assistant coach in 2010 and then moved to a permanent assistant in 2011 after spending 13 years with Nebraska from 1994 to 2006. In his previous stint with the program, Everding played a crucial role in the ascension of Nebraska to national prominence.

During the 2016-19 seasons, Everding saw the emergence of goalkeeper Aubrei Corder. A three-year starter, Corder has climbed up Nebraska's career goalkeeping charts in nearly every statistical category. She stepped in as a true freshman in 2016 and played every minute of the season, earning 11 shutouts in 22 appearances en route to an NCAA Tournament berth.

Corder continued her success as a sophomore in 2017, posting seven complete game shutouts to earn third-team All-Big Ten honors. During the season, she became the ninth Husker goalkeeper to surpass the 100-career save milestone. In 2018, Corder once again played nearly every minute for the squad and recorded five complete-game shutouts.

In 2015, Erika Johnson spent the majority of the time in NU's net, earning 70 saves and six shutouts. Kelly Schatz started all 19 games in 2014 and compiled 55 saves for the Huskers.

From 2011 to 2013, Everding developed three-year starter Emma Stevens into Nebraska's all-time saves leader (278). In her final season with the Huskers, Stevens recorded 94 saves on NU's Big Ten regular-season and tournament title team. A second-team All-Big Ten selection in 2013, Stevens ranks among the top five of several career goalkeeping categories at Nebraska, including wins (37), minutes in goal (6,221), games started (69) and games played (73).

As the Huskers' goalkeeping coach, Everding developed two of the best goalkeepers in Big 12 Conference history. In 2000, Karina LeBlanc led the Big 12 and ranked second nationally with a 0.40 goals-against average.

LeBlanc went on to start in goal for the Canadian National Team and the WUSA's Boston Breakers, and followed in the footsteps of All-American Rebecca Hornbacher, who started in goal for the Huskers in 1996 and 1997. Hornbacher also played for Boston in its inaugural WUSA season, while continuing her career as a collegiate goalkeeping coach. LeBlanc also made appearances in the FIFA Women's World Cup in 1999, 2003, 2007, 2011 and 2015.

Everding helped transform former Husker Erin Miller from a defender to an all-conference goalkeeper. In her two seasons in the net, Miller recorded 239 saves, 21 shutouts and a 0.98 goals-against-average.

After proving he could do it once, Everding took on the challenge of transforming Brooke Bredenberg from a midfielder to a goalkeeper. Bredenberg had a solid 2003 spring season in goal under Everding's tutelage, not conceding a goal to an amateur team through five contests, including 2003 national runner-up Santa Clara. Bredenberg went on to post a 1.39 goals-against average in 2003 before moving back to midfielder.

Katie Wright stepped in and started both of Nebraska's NCAA Tournament games and recorded 1.5 shutouts for the season. Wright then played every minute of the 2004 season, allowing just 29 goals in 23 games for a goals-against average of 1.25. Wright also stopped 108 shots, becoming just the second player in school history to post 100 saves in a season.

In 2005, Everding helped true freshman Jamie Klages start 18 games and compile a 1.19 goals-against average while stopping 88 shots and posting six shutouts. Klages was invited to train with the U.S. Under-21 National team.

Everding was a player at Queen's from 1981 to 1983 and 1986 to 1988. He was an assistant coach at Queen's from 1989 to 1990, before joining Walker's Nebraska staff.

Everding graduated from the Canadian National Coaching Institute and holds a Canadian Level IV coaching license as well as a USSF "B" license.

A native of Kingston, Ontario, Everding graduated from Queen's in 1989 with a bachelor's degree in drama and education. Between coaching stints, Everding worked as a secondary school teacher.

Everding and his wife, Sarah, have been married for 30 years, and have three daughters, Talia, Nicki and Mia. Talia graduated from the University of Nebraska in May 2016. Nicki graduated from Nebraska in December 2017. Mia is currently attending the University of Nebraska.



IAN BRIDGE

**ASSISTANT COACH • 8TH SEASON
VICTORIA, B.C.**

Ian Bridge joined the Nebraska soccer staff in 2015 and begins his eighth season as an assistant coach in 2023. During his time with the team, Bridge has helped the Huskers to two trips to the Big Ten Tournament and a spot in the 2016 NCAA Tournament.

In 2018, the Huskers went 9-7-5 overall and tied for fifth in the Big Ten with a 5-3-3 mark. In the Big Ten quarterfinals, NU tied Ohio State, but the Huskers advanced on the penalty kick shootout. Nebraska faced a rigorous schedule, which included 10 NCAA Tournament qualifiers and five teams that finished in the top 25 of the final RPI.

Nebraska went 9-5-5 during the 2017 season, starting the season with a 4-0 record before tying for eighth in the conference. The team had 11 different players score at least one goal during the season, as NU's offense increased productivity from the 2016 team that made the NCAA Tournament. After the season, Haley Hanson was drafted with the seventh overall pick of the NWSL Draft by the Houston Dash.

With one of the toughest schedules in the nation in 2016, the Huskers posted an 11-6-5 record en route to a spot in the NCAA Tournament. NU went 5-3-3 in conference play to finish sixth in the Big Ten. The 2016 squad saw the emergence of a strong freshman class and the coronation of Jaycie Johnson, who finished her career with 42 goals. Johnson and CoSIDA Academic All-American Caroline Flynn were each drafted following the season.

During Bridge's first season at Nebraska in 2015, the Huskers went 8-7-2 overall, which included two wins over top-25 teams. NU touted one of the toughest schedules in the nation, facing seven ranked teams during the season.

Before Nebraska, Bridge spent two years as an assistant coach for the University of Victoria men's soccer team. Bridge helped the Vikes to a 10-3-3 overall record for the 2014 season, including a trip to the men's Canada West Final Four.

A native of Victoria, B.C., Bridge stacks up an impressive list of coaching experience, acting as the head coach for the University of Victoria women's soccer team for 11 seasons from 1990 to 2001. During his time at Victoria, Bridge developed the program from club to full varsity status and a perennial conference leader. In 1998 and 2000, Victoria captured its first two Canada West Conference titles in the program's history. The team added silver and bronze medals at the CIS National Championships those same two years.

Bridge served as an assistant coach for the Canadian Women's National Team from 1997 to 2009. During that time, Canada qualified for the Women's World Cup in 1999, 2003 and 2007, while adding an appearance in the 2008 Olympics. At the 2003 Women's World Cup, Canada finished fourth, marking its best showing at a World Cup.

He was the head coach for the Canada U-19/U-20 women's team from 2001 to 2008, leading the team to a 1-0 overtime loss to USA in the U-19 World Cup final in 2002. He helped lead Canada to four consecutive U-20 FIFA World Cup appearances in 2002, 2004, 2006 and 2008 before stepping down in 2009. Bridge also served as the head coach of the women's U-17 team (2009-2010).

From 2010 to 2012, Bridge was the head coach of the Victoria Highlanders PDL men's team and helped the Highlanders earn a berth into the 2011 SW playoffs.

Before entering the coaching scene, Bridge enjoyed over a decade-long professional soccer career from 1979 to 1991. Bridge began as a defender in the North American Soccer League (NASL) with the Seattle Sounders (1979-83) before a season with the Vancouver Whitecaps in 1984. He played in 124 games in six seasons with the NASL and recorded 13 career goals before traveling to Switzerland to play for the FC La Chaux-de-Fonds from 1985 to 1990. In his final season with the Swiss club, Bridge served as the player-coach.

Bridge returned to North America to play in the Canadian Soccer League, first with the Victoria Vistas in 1990. In his final season before his professional retirement in 1991, Bridge competed for the Kitchener Kickers and the North York Rockets that same year. Throughout his professional career, Bridge appeared 33 times for the Canadian national team, scoring six goals. He played every game for Canada in the 1984 Los Angeles Olympics, and the 1986 FIFA World Cup in Mexico. Bridge was inducted into the Victoria Sports Hall of Fame and the Canadian Soccer Hall of Fame in 2003.



SAVANAH ANDERSON-BAER

**ASSISTANT COACH • 1ST SEASON
UNIVERSITY OF NEBRASKA (2020)**

Nebraska Soccer Coach John Walker announced the naming of former Husker forward Savannah (Uveges) Anderson-Baer as the volunteer assistant coach for the Husker program.

A 2018 All-Big Ten selection and two-time captain, Anderson-Baer spent two seasons post-graduation playing professionally. In 2020-21, she competed for the Orlando Pride and in 2021-22, she was apart of the MSV Duisburg team in Germany. After her professional playing career, Anderson-Baer was a medical assistant while coaching at TOCA. She was also a cardio pulmonary intern at St. Elizabeth hospital and a volunteer coach in Nicaragua with Soccer without Borders.

Anderson-Baer was a three-year letterwinner for the Huskers from 2017-2019, capturing All-Big Ten and Preseason honors. A two-time Academic All-Big Ten member, she made 44 appearances at Nebraska and scored 11 goals and tallied four assists. Anderson-Baer, who graduated in 2019, was a 10-time member of the Nebraska Scholar-Athlete Honor Roll.



JAMIE VAUGHN

**EXECUTIVE ASSOCIATE AD - COMPLIANCE
11TH YEAR
WAYNE STATE COLLEGE (1997)**

Jamie Vaughn came to Nebraska in July of 2012 as the Associate AD for Compliance after holding the same position at Kansas State for the three previous years. Vaughn was promoted to Executive AD - Compliance at Nebraska in March of 2018.

Vaughn leads a compliance staff of seven members that is charged with ensuring that the conduct and operations of Nebraska's 24 athletic teams are in compliance with NCAA and Big Ten Conference rules and regulations. He is also responsible for administrative oversight of the track and field, cross country and soccer programs.

Vaughn assumed the role of Associate Athletic Director for Compliance at Kansas State in 2009. In his time at K-State, Vaughn evaluated and re-organized the Compliance Office structure and daily operations. He also assisted with the development of the Athletic Department's five-year strategic plan and served as the campus contact to the NCAA for the University's Third Cycle Certification process.

Before his time in Manhattan, Vaughn was the Assistant Athletic Director for Compliance at Texas Tech from 2007 to 2009, where he successfully led the daily operations of the Red Raiders' Compliance Office.

Vaughn also has experience in the Big Ten Conference, having worked as an assistant compliance director at Ohio State from 2004 to 2007. During his time in Columbus, Vaughn was directly responsible for the re-registration of professional sports agents, financial planners and disability insurance providers, and he initiated the integration of the compliance office with the Student-Athlete Advisory Board. Vaughn also worked on the compliance staff at New Mexico State from 2002 to 2004.

Vaughn worked in various roles at his alma mater, Wayne State (Neb.) College from 1997 to 2002. He provided rules education for student-athletes, athletic staff and academic counselors at Wayne State as the NCAA Compliance coordinator in 2001 and 2002. He also served as an admissions specialist, assistant sports and recreation facilities manager and graduate assistant women's basketball coach at the school.

Vaughn graduated with honors from Wayne State with a degree in English writing and literature in 1997 and earned his master's in sports administration and management in 2002.

Jamie and his wife, Karin, have a daughter, Kayla, and a son Tyler. Karin is also a graduate of Wayne State College.



**CATHY
ROBERTSON**
SOCCER OFFICE
SECRETARY



**LISA
LOEWENSTEIN**
ATHLETIC
TRAINER



**HAYDEN
JONES**
STRENGTH
COACH



**LISA
KOPECKY**
NUTRITION



**MEGHAN
STRAUB**
COMMUNICATIONS



**SHERI
HASTINGS**
ACADEMIC
COUNSELOR



**KYLE
KOTROUS**
EQUIPMENT
MANAGER



**HANK
NEAL**
EVENT
MANAGEMENT



**ALEX
WOOD**
HUSKERVISION



**CHRISTOPHER
MARULLO**
TICKETING



**DAVID
CLARE, M.D.**
TEAM
PHYSICIAN



**KYLE
WEBBER**
MARKETING





TREV ALBERTS

ATHLETIC DIRECTOR • 2ND YEAR
UNIVERSITY OF NEBRASKA (1993)

HUSKER ATHLETIC DIRECTORS

1928-1931	H.D. Gish
1932-1936	Dana X. Bible
1937-1942	Lawrence McCeney "Biff" Jones
1942-1947	A.J. Lewandowski
1948-1953	George "Potsy" Clark
1954-1960	J.W. "Bill" Orwig
1961*	Charles Miller & Joseph Soshnik
1962-1966	W.H. "Tippy" Dye
1967-1992	Bob Devaney
1993-2002	Bill Byrne
2003-2007	Steve Pederson
2007-2012	Tom Osborne
2013-2017	Shawn Eichorst
2017-2021	Bill Moos
2021-Present	Trev Alberts

*Interim Co-Directors

A veteran administrator and College Football Hall of Famer, Trev Alberts is in his third year as Vice Chancellor, Director of Athletics at the University of Nebraska in 2023-24. Alberts returned to his alma mater after spending 12 years at Nebraska-Omaha, guiding the program through a successful transition to the Division I level.

In his first season at Nebraska in 2021-22, Alberts helped the Huskers navigate the ever-changing landscape of Name, Image and Likeness guidelines for the benefit of Nebraska student-athletes. He led the development of the N-Vest Nebraska program to award \$5,980 per year to student-athletes who meet academic benchmarks. Alberts also spearheaded the charge to

conference affiliation with the Summit League for all of the department's then-Division II programs. His vision for UNO's reclassifying teams was demonstrated even before the four-year transition period had ended. The Omaha baseball team won back-to-back Summit League regular-season championships in 2013 and 2014, while the men's basketball team made its first Division I postseason appearance in 2014 with a berth in the CollegiateInsider.com Postseason Tournament.

During UNO's time in the Division I ranks under Alberts tenure, the Mavericks had six teams and four student-athletes qualify for the NCAA Tournament, including hockey advancing to the Frozen Four in 2015 and men's soccer reaching the second round of the NCAA Tournament in the spring of 2021. He also expanded opportunities, adding men's golf and men's soccer in 2011, and Omaha began a men's swimming and diving program in 2021-22.

Throughout his tenure in Omaha, Alberts was focused on enhancing the student-athlete experience, including the construction and staffing of the Hamilton Academic Excellence Room and the development of the Ethel S. Abbott Student-Athlete Development Wing. Those efforts paid off in Nebraska-Omaha student-athletes posting consistent collective semester grade point averages above 3.3 for 18 consecutive semesters, including at least a 3.5 in each of his final three semesters.

The facilities around Omaha Athletics received a major uplift during his tenure. Maverick Park opened in March of 2021 to rave reviews as the home to the Mavericks' baseball and softball programs. Funding for the complex, which includes a 1,500-seat baseball facility and a 650-seat softball facility, were raised privately and provided both programs a permanent on-campus home for the first time.

Another crowning achievement was the opening of Baxter Arena in 2015. Alberts directed efforts to secure community support and funding to build the on-campus arena, which allowed the nationally prominent hockey program to play on campus and also serve as the home of the men's and women's basketball and volleyball programs. Caniglia Field underwent renovations in 2012, making it one of the finest collegiate soccer facilities in the country, highlighted by a FIFA 2-star rated playing surface and one of the largest LED videoboards in a soccer-only college facility.

Alberts' work on behalf of hockey, UNO's established Division I sport, also paid dividends. He successfully guided the Mavericks into the new National Collegiate Hockey Conference in 2013-14. The following year, Omaha reached the 2015 NCAA Frozen Four.

In addition, Alberts and his team led Omaha Athletics into a partnership with Learfield, a national leader in the marketing of collegiate athletics, and developed Omaha Sports Properties. As the exclusive corporate sponsorship sales unit for UNO Athletics, Omaha Sports Properties further enhanced revenue and increased brand prominence locally, regionally and nationally.

As part of UNO's reclassification to Division I, Alberts oversaw the rebranding of UNO athletics with new primary and secondary logos and a greater focus on strengthening the Maverick brand both regionally and nationally.

As a student-athlete, Alberts was an All-American on and off the football field as a Husker Blackshirt. He was Nebraska's first Butkus Award winner in 1993, helping Coach Tom Osborne's Huskers to an undefeated regular season and an Orange Bowl appearance against Florida State. A first-team All-American by every major publication in 1993, he was also the Football News National Defensive Player of the Year, the Big Eight Male Athlete of the Year, and the Big Eight Defensive Player of the Year. His No. 34 jersey was retired at the 1994 Red-White Spring Game. In 2015, he was elected to the College Football Hall of Fame.

Off the field, Alberts earned the NCAA's highest honor, The Today's Top Six Award. A three-time Academic All-Big Eight honoree, he was a CoSIDA Academic All-American in 1993. He graduated from Nebraska before his senior season.

Alberts was the fifth pick in the 1994 NFL Draft by the Indianapolis Colts and played for the Colts until 1996. Following his NFL career, he served as an analyst on college and professional football games for major national networks, including ESPN, CNN/SI and CBS Sports Network.

Alberts and his wife Angela have three children – Chase (and his wife, Cassie), Ashtynne and Breanna. Trev and Angela have one grandson, Walker John.

complete the fundraising for Nebraska's Go Big Project, which will provide Nebraska football with a new facility scheduled to open this fall. The project will also house academic, life skills, nutrition and support services for all Nebraska student-athletes.

A tireless worker who puts both the interests of student-athletes and fans first, Alberts helped orchestrate a qualitative survey of Nebraska's fan base to help shape the future of Memorial Stadium's game-day atmosphere. Alberts has also focused much of his time on developing the first strategic plan for Nebraska Athletics in 15 years. He has also committed himself to providing intense support and a unifying vision for Nebraska's coaches across all sports.

He continued to make a mark on Nebraska Athletics in his second year. Alberts conducted a thorough, nationwide search for a new leader for the Husker football program in the fall of 2022 that resulted in the hiring of Matt Rhule as Nebraska's new head coach. Rhule has a proven track record as a program builder at the college level, winning conference championships at both Temple and Baylor. Since his hiring, Rhule has energized the Nebraska fan base and attracted a top-25 recruiting class to the Husker program.

Alberts also spearheaded a new 15-year multimedia rights agreement between Nebraska Athletics and Playfly Sports, an emerging leader in sports marketing, media and technology. The partnership is one of the nation's most comprehensive multimedia rights agreements and has a total value of \$301 million for Nebraska over the life of the contract.

Nebraska's athletic achievements in 2022-23 included NCAA top-10 finishes by wrestling, rifle, bowling, women's outdoor track and field, men's gymnastics and men's indoor track and field. In all, 10 Husker teams posted top-20 national finishes, while the men's track team captured the Big Ten outdoor title under first-year coach Justin St. Clair.

Academically, Nebraska student-athletes continued to shine with a school-record 95 percent graduation rate across all sports for the second straight year. All of Nebraska's programs had at least an 88 percent GSR score in the most recent report.

Alberts' impact on college athletics stretches beyond the Nebraska campus. A respected leader at the Big Ten and national level, Alberts serves on both the NCAA's Division I Football Oversight Committee and the NCAA Division I Competition Committee.

Alberts' tenure leading UNO athletics was marked by successes in competition and in academics; by transitioning the university's athletic programs to NCAA Division I in 2011; and by establishing new homes for many UNO athletics teams, including Baxter Arena, the Maverick Park baseball/softball complex and the soccer pitch at Caniglia Field.

Alberts took the bold step in announcing that Omaha would reclassify from Division II to Division I in all sports in 2011 and simultaneously securing



RODNEY BENNETT

**CHANCELLOR • 1ST YEAR
MIDDLE TENNESSEE STATE**

NEBRASKA CHANCELLORS

1871-1876 — Allen R. Benton
1876-1882 — Edmund B. Farfield
1884-1889 — Irvin J. Manatt
1891-1895 — James H. Canfield
1895-1899 — George E. MacLean
1900-1908 — E. Benjamin Andrews
1908-1927 — Samuel Avery
1927-1938 — E.A. Burnett
1938-1946 — Chauncey S. Boucher
1947-1953 — R.G. Gustavson
1953-1954 — John K. Selleck
1954-1968 — Clifford Hardin
1968-1971 — Joseph Soshnik
1972-1975 — James H. Zumbege
1975-1976 — Adam C. Breckenridge
1976-1980 — Roy A. Young
1980-1981 — Robert H. Rutford
1981-1991 — Martin A. Massengale
1991-1991 — Jack Goebel
1991-1995 — Graham B. Spanier
1995-1996 — Joan R. Leitzel*
1996-2000 — James Moeser
2000-2001 — Harvey S. Perlman*
2001-2016 — Harvey S. Perlman
2016-2023 — Ronnie Green
2023-pres. — Rodney Bennett

* Interim Chancellor

Dr. Rodney D. Bennett is the 21st chancellor of the University of Nebraska—Lincoln, Nebraska's flagship, Land-Grant and Big Ten institution. He is a 30-year veteran of higher education with a track record of growing research, increasing student success and building impactful partnerships. Chancellor Bennett came to Nebraska after nine years of successful leadership at the University of Southern Mississippi. During his tenure as president, USM was reclassified from a Carnegie R2 to an R1 university, signaling growth in research prestige and funding. Dr. Bennett also invested in programs to support student recruitment, retention and outcomes, including for the 30 percent of USM students who were first-generation. His efforts led to an improvement in the university's six-year graduation rate.

While at USM, Dr. Bennett established new faculty positions in high-growth areas and increased the average salary

for full-time faculty; oversaw \$300 million in facilities work; and launched the largest fundraising campaign in the University of Southern Mississippi's history. He was a strong champion of the Division I athletics program, investing in new facilities and programs to support student-athletes, including a dedicated mental health counselor to serve student-athletes. Throughout his time as president, he brought a conservative approach to budget management, meeting or exceeding the budgetary goals set by the Mississippi Institutions of Higher Learning Board of Trustees.

Prior to his role at the University of Southern Mississippi, Dr. Bennett served at the University of Georgia for more than a decade. He was the senior administrator for student programs and services for Georgia's 34,000-plus students; oversaw \$150 million in capital projects; and made key staff and programmatic investments in extracurriculars, mental health programs and other areas to better support students.

Dr. Bennett has also been the dean of students at Winthrop University in Rock Hill, South Carolina, and associate dean of student life at Middle Tennessee State University.

Chancellor Bennett values community leadership and service. He has served on numerous boards, including the Mississippi Aquarium, Northeast Georgia Girl Scouts of America, Catholic Health East (Philadelphia), and St. Mary's Health Care System in Athens, Georgia. He is a member of Kappa Alpha Psi fraternity and Past Sire Archon for Sigma Pi Phi fraternity, The Boulé.

Dr. Bennett earned a bachelor's degree in mass communication, a master's degree in educational administration, and an education specialist degree from Middle Tennessee State. He earned his Doctor of Education degree from Tennessee State University.

He and his wife, Temple, are the parents of two adult daughters, Colby and Logan.



SCOTT M. FUESS JR.

**FACULTY ATHLETICS REPRESENTATIVE • 4TH YEAR
DELEWARE (1982)**

NEBRASKA FACULTY REPS

1931-1946 — T.J. Thompson
1947-1958 — Earl Fullbrook
1959-1964 — Charles S. Miller
1965-1968 — Merk Hobson
1969-1970 — John R. Davis
1971-1982 — Keith L. Broman
1982-1997 — James O'Hanlon
1997-2020 — Josephine Potuto
2020-pres. — Scott M. Fuess Jr.

Scott M. Fuess Jr. is in his fourth year as Nebraska's Faculty Athletics Representative, having started on July 1, 2020.

As faculty athletics representative, Fuess serves as a liaison between the Office of the Chancellor and Athletic Department. He also serves on the Athletic Department's Executive Staff. His areas of focus in the

role include the welfare of student-athletes, NCAA and Big Ten Conference compliance, maintaining the positive relationship between athletics and faculty, developing and responding to NCAA legislative proposals and representing the university at related NCAA and Big Ten Conference meetings.

The half-time position - which was restructured to an expected term of five years - reports directly to Nebraska President Ted Carter and consults with Director of Athletics Trev Alberts. He splits time between faculty representative duties and academic responsibilities.

Fuess, the Steinhart Distinguished Professor of Business and former chair of the College of Business' economics department, has worked at the University of Nebraska-Lincoln since 1986. He serves on the Faculty Senate's Intercollegiate Athletics Committee, having chaired the committee for 2018-19 and a sub-committee in 2017-18. He also has served on numerous Big Ten Conference committees, including the Sports Management Committee, the Compliance and Reinstatement Committee and the Legislative Review Committee. For 2022-23 he served as Chair of the B1G Compliance and Reinstatement Committee.

Fuess earned a bachelor's degree from the University of Delaware, as well as master's and doctoral degrees from Purdue University. His research interests are labor economics, the economics of collegiate sports, and the economy of Japan. He has earned numerous "Distinguished Teaching" awards. In 2016 he received the UNL College of Business "Distinguished Service" award.



TED CARTER JR.

UNIVERSITY OF NEBRASKA PRESIDENT U.S. NAVAL ACADEMY (1981)

Ted Carter became the eighth president of the University of Nebraska on Jan. 1, 2020, following a national search by the Board of Regents.

As president, Carter leads a four-campus university system that enrolls nearly 52,000 students and employs 16,000 faculty and staff on campuses in Lincoln, Omaha and Kearney, plus academic divisions and research and extension centers across the state. He serves as chief spokesman and chief executive officer for the system, which operates on a \$2.8 billion annual budget and includes a flagship Big Ten institution, a world-renowned academic health sciences center, Division I athletics programs, and preeminent institutes focused on water and agriculture, national security and defense, infectious disease and early childhood education.

Carter brought with him a distinguished record in education, partnerships and military service, having come to Nebraska from the U.S. Naval Academy, his alma mater, where he served as superintendent. Under his leadership, the Naval Academy achieved a No. 1 national ranking and new records in student success and diversity. Carter previously was president of the U.S. Naval War College in Newport, R.I. A retired Vice Admiral with 38 years of service, Carter has logged more than 6,300 flying hours and holds the American record for carrier-arrested landings.

In his first year at the University of Nebraska – faced with the unexpected and unprecedented challenges presented by COVID-19 – Carter has led with a focus on the land-grant priorities of access and opportunity for students and families. He launched the Nebraska Promise, a financial aid program guaranteeing free tuition for low- and middle-income Nebraskans, and implemented a multi-year budget plan that included a two-year, across-the-board tuition freeze. The result was system-wide growth in enrollment, including record gains among underrepresented students.

Carter oversaw the awarding of a \$92 million federal contract for the university's National Strategic Research Institute, one of only 14 University-Affiliated Research Centers in the country conducting exclusive research for the Department of Defense. During Carter's tenure, the NU system has been ranked among the world's top 100 institutions for earning research patents, the Omaha campus was selected as the home for a new federal counterterrorism research center, the Institute of Agriculture and Natural Resources launched a new effort focused on rural vitality, and the medical center opened an education, training and preparedness facility that positions Nebraska as the world leader in the fight against infectious disease.

Carter serves as the chair of the Daugherty Water for Food Global Institute's Board of Directors. He is a board member for the Greater Omaha Chamber of Commerce, the Nebraska State Chamber of Commerce and Industry, the Naval Historical Foundation and the Naval Aviation Museum Foundation. Carter is also a member of the Aspen Institute's Higher Education Working Group and the Association of Public and Land-Grant Universities' Council of Presidents. He is an ex-officio member on the board of the University of Nebraska Foundation, the philanthropic partner of the university system that has a \$1.7 billion endowment.


Carter earned his bachelor's degree in physics and oceanography from the U.S. Naval Academy, where he played hockey and served as team captain. He is a graduate of the Navy Fighter Weapons School (Top Gun) and holds educational credentials from the Navy Nuclear Power School, the U.S. Air Force Air War College, the Naval War College and the Armed Forces Staff College. Carter's military career includes service for the Carrier Strike Group Twelve, in which he commanded 20 ships, two nuclear-powered aircraft carriers, and two carrier wings that were deployed to Afghanistan and the Arabian Gulf.

The son of an English teacher, Carter was raised in the rural, one-high school town of Burrillville, R.I. He and his wife, Lynda, live in Lincoln and have two adult children, Brittany and Christopher.

UNIVERSITY OF NEBRASKA BOARD OF REGENTS

The Board of Regents consists of eight voting members elected by district for six-year terms, and four non-voting student Regents, one from each campus, who serve during their tenure as student body president. The board supervises the general operations of the university, and the control and direction of all expenditures. The board also includes a corporation secretary who manages all records including agendas, minutes, notices, policies and bylaws. Those documents can be found on the web at nebraska.edu/board/.

The board meets regularly, primarily in Lincoln but also in Omaha and greater Nebraska. Persons wishing to provide information to the board or to appear before it should contact: Corporation Secretary, University of Nebraska, Varner Hall, 3835 Holdrege, Lincoln, NE 68583.



Timothy Clare
Chair
District 1



Jack Stark
District 2



Jim Scheer
District 3



Elizabeth O'Connor
District 4



Robert Schafer
Vice Chair
District 5



Paul Kenney
District 6
Chairman



Kathy Wilmot
District 7



Barbara Weitz
District 8



Temo Molina
Nebraska-Kearney



Paul Pechous
Nebraska-Lincoln



Katie Schultis
Nebraska-Medical
Center



Hakim Lotoro
Nebraska-Omaha



#17 MARISSA POPOOLA

SENIOR • DEFENDER

OVERLAND PARK, KAN. (BLUE VALLEY WEST)

CAREER STATS

Year	GP-GS	Shots	SOG	Goals	Assists	Points
2019	17-4	4	2	0	1	1
2020	10-10	3	1	1	0	2
2021	15-2	5	1	0	1	1
2022	2-20	4	2	0	0	0
Totals	44-36	16	6	1	2	4

HONORS AND AWARDS

- Academic All-Big Ten (2020, 2021, 2022)
- Nebraska Scholar-Athlete Honor Roll (Fall 2021, 2022; Spring 2020, 2021, 2022)
- Tom Osborne Citizenship Team (2021, 2022, 2023)
- Sam Foltz Hero 27 Leadership Award (2023)



CAREER HIGHS

Category	Career High
Points	2 vs. Michigan (3/7/21)
Goals	1 vs. Michigan (3/7/21)
Assists	1 vs. Maryland (10/11/19); Loyola Chicago (9/5/21)

PLAYER PROFILE

2022 (SENIOR)

Marissa Popoola played in 20 games for a total of 488 minutes in 2022. She recorded four shots and two shots on goal.

2021 (JUNIOR)

Popoola played in 15 games in 2021 and started two. She recorded one assist on the year in the matchup against Loyola Chicago on Sept. 5, as she shot a pass to Eleanor Dale who scored the game-winning goal in the fifth minute. Popoola saw action in eight Big Ten matches, including each of the final three contests of the season.

2020 (SOPHOMORE)

Popoola played and started in all 10 games, amassing 841 minutes on the field for the Huskers. She scored the Huskers' second goal against Michigan (March 7), and the first of her career, off a corner to push the team ahead of the Wolverines in the first half. She took three shots on the year with one on goal. Popoola played two full games, both double-overtime matches against Michigan and Wisconsin (March 13).

2019 (FRESHMAN)

Popoola played in 17 games and made four starts, compiling 462 minutes during her first year at Nebraska. She tallied one assist and four shots, two of which were on goal. Popoola played a season-high 63 minutes against Gonzaga on Sept. 15 and had two additional games of playing at least 45 minutes. On Oct. 11, she recorded an assist against Maryland when she found Meg Brandt for a goal in the 37th minute.

HIGH SCHOOL

Popoola joined the Huskers from Blue Valley West in Overland Park, Kan., where she played under Coach Alex Aiman. Popoola helped the team win back-to-back state titles in 2017 and 2018 after a runner-up finish in 2016. She earned first-team all-state and first-team Eastern Kansas League honors during all three years. In 2018, Popoola scored 29 goals and tallied 13 assists en route to earning Eastern Kansas League Offensive Player-of-the-Year recognition. In 2017, she scored 19 goals after netting 12 goals in 2016. She was named 2018-19 Gatorade Kansas Girls Soccer Player of the Year and also earned All-America honors from the United Soccer Coaches.

OTHER INFORMATION

Popoola played club soccer for KC Blaze Academy Blue Angels under Coach Ben Popoola. The team's leading goal scorer, Popoola helped the team win three consecutive Kansas State Cup titles from 2016 to 2018. The team also won the MRL First Division, the Heartland Midwest Classic Tournament, the Midwest All Girls Tournament, the Challenger Sports Invitational, the Heartland Invitational and Kansas City Invitational.

PERSONAL INFORMATION

Marissa is the daughter of Ben and Christine Popoola, and was born on Sept. 24, 2001. She has one sister, Amber. Marissa is majoring in veterinary science.



#16 AUDRA CLARK

JUNIOR • DEFENDER/MIDFIELDER
SAN ANTONIO, TEXAS (MEDINA VALLEY)

CAREER STATS

Year	GP-GS	Shots	SOG	Goals	Assists	Points
2020	9-0	1	0	0	0	0
2021	Did not play					
2022	8-0	1	1	0	1	1
Totals	17-0	2	1	0	1	1

HONORS AND AWARDS

- Academic All-Big Ten (2021, 2022)
- Nebraska Scholar-Athlete Honor Roll (Fall 2020, 2021; Spring 2021, 2022)
- Tom Osborne Citizenship Team (2021, 2022, 2023)



CAREER HIGHS

Category	Career High
Points	1 vs. San Diego State (8/18/22)
Goals	None
Assists	1 vs. San Diego State (8/18/22)

PLAYER PROFILE

2022 (JUNIOR)

Audra Clark played in eight games of the 2022 season. She tallied one assist, one shot and one shot on goal, while amassing 101 minutes. Clark's assist came in the Huskers' season opener against SDSU on Aug. 18.

2021 (SOPHOMORE)

Clark did not play for the Huskers in the 2021 season.

2020 (FRESHMAN)

In her first season as a Husker, Clark saw action in nine of the team's 10 games. She played a season-high 31 minutes against Rutgers (March 25) and compiled 163 minutes on the year. Clark added a shot against Michigan State (Feb. 25).

HIGH SCHOOL

Clark played high school soccer at Medina Valley in the San Antonio area under Coach Steven Kirkpatrick. As a midfielder for the team, Clark was top five in Texas for both boys and girls 5A and 6A in overall points her junior and senior seasons. Clark scored 33 goals and tallied 32 assists as a senior in 2019-20 and scored 43 goals and tallied 23 assists as a junior in 2018-19 to help Medina Valley capture the Bi-District title and 28-5A District crown. She earned TASCO first-team All-State and TDS All-State as a senior, TASCO first-team All-Region as a junior, first-team All-Area her junior and senior year, San Antonio Area Super Team her junior and senior year, District 28-5A MVP her junior and senior year and Medina Valley Team MVP her junior and senior year. A member of the National Honor Society and Academic All-State as a senior, Clark also competed for the cross country and track and field teams. She was a Regional finalist in the 4x400m and a Regional qualifier in the 4x200m.

OTHER INFORMATION

Clark played club soccer for ECNL U18/19 Classics Elite Soccer Academy under Coach Dennis Chavarria. Clark also helped the U-17 team capture the ECNL Champions League Nationals title in San Diego. In addition, Clark was named the top performer at the U.S. Club Soccer id2 Program National Training Camp in April 2016 in Raleigh, N.C.

PERSONAL INFORMATION

Audra is the daughter of Bobby and Barbie Clark, and was born on Dec. 9, 2002. Audra has one sister, Mackenzie. Audra is majoring in civil engineering.

CLARK ON NEBRASKA

"When I talked to Coach Walker after SilverLakes, I felt like he really understood me as a player. With my visit to the beautiful campus, I knew Nebraska was right for me. I appreciate the emphasis on building Academic All-Americans, the coaches' focus on player development and playing in the Big Ten."



#9 ELEANOR DALE

SENIOR • FORWARD
BILLINGHAM, ENGLAND

CAREER STATS

Year	GP-GS	Shots	SOG	Goals	Assists	Points
2020	5-5	12	9	2	0	4
2021	17-18	49	21	7	2	16
2022	17-18	65	32	7	2	16
Totals	39-41	126	62	16	4	36

HONORS AND AWARDS

- Third-Team All-Big Ten (2022)
- Member of the 2022 Big Ten All-Tournament Team
- Big Ten Preseason Player to Watch (2021, 2022)
- Arthur Ashe Jr. Sports Scholar Award (2022)
- Big Ten Distinguished Scholar (2022)
- Academic All-Big Ten (2021, 2022)
- College Sports Communicators Academic All-American (2022)
- Nebraska Scholar-Athlete Honor Roll (Fall 2020, 2021, 2022; Spring 2021, 2022)
- Tom Osborne Citizenship Team (2021, 2022, 2023)

CAREER HIGHS

Category	Career High
Points4 vs. Purdue (3/4/21); Missouri (8/22/21); Ohio State (10/30/22)	
Goals2 vs. Purdue (3/4/21); Missouri (8/22/21); Ohio State (10/30/22)	
Assistsmost recently 1 vs. Indiana (10/2/22)	

PLAYER PROFILE

2022 (JUNIOR)

Eleanor Dale garnered third-team All-Big Ten accolades as she recorded seven goals and two assists on the year. Dale played in 18 games, while starting in 17 of them, and amassed 1,473 minutes. Additionally, Dale led the conference in shots on goal with 32 in 18 total games. Dale was also named to the 2022 Big Ten Preseason Player to Watch list and the 2022 Big Ten All-Tournament Team.

2021 (SOPHOMORE)

Dale played in all 18 games in 2021, starting 17 and amassing 1223 minutes, the fifth-most among the Huskers. Dale's seven goals on the season was tied for the team-lead, and she sat in second place with 16 points. Dale recorded a brace on Aug. 22 against Missouri as she scored the game-winner and recorded her second goal in the 50th minute. In conference play, Dale scored a goal in three-straight games, including the game winner against Wisconsin on Oct. 17 in the 82nd minute.

2020 (FRESHMAN)

Dale started each of Nebraska's first five games this season before an injury sidelined her for the final five contests. Despite playing just half the season, Dale led the team with two goals on the year, both of which came in a 2-1 win over Purdue (March 4). She recorded a team-high nine shots on goal with 12 shots in 331 minutes of action. Dale played a season-high 95 minutes in a double-overtime loss to Michigan (March 7).

OTHER INFORMATION

Dale has been a member of the England U-17 and U-18 national teams, scoring five goals across nine appearances. She also plays for the Durham Women FC in the FA Women's Super League 2. Dale previously played for Middlesbrough Women FC.

PERSONAL INFORMATION

Eleanor is the daughter of Lee and Rachel Dale, and was born on Feb. 9, 2002. Eleanor has two sisters, Faye and Naomi, and one brother, Joe. Eleanor is majoring in pre-law.

DALE ON NEBRASKA

"I chose to attend Nebraska because of the opportunities they offer and the phenomenal balance between soccer and education. It is an excellent program for academics as well as soccer. I know I will improve massively by attending Nebraska, as the player development aspect of the program in place is exceptional. As soon as I visited, I knew that was where I wanted to be."





#91 SAMI HAUK

SENIOR • GOALKEEPER

ARGYLE, TEXAS (ARIZONA/DENTON GUYER)

CAREER STATS

Year	GP-GS	Mins	SV	GA	GAA	SHO	W-L-T
2020*	1-0	17	0	0	0	0	0-0-0
2021	10-10	907	42	12	1.2	1	3-4-2
2022	19-19	1710	73	31	1.63	5	8-6-5
Totals	30-29	2634	115	43		6	11-10-7

*at Arizona

CAREER HIGHS

Category	Career High
Saves	13 vs. Penn St. (10/20/22)
Consecutive Scoreless Minutes	191:43

PLAYER PROFILE

2022 (JUNIOR)

Sami Hauk started all 20 games and played every minute during her second season at Nebraska. Hauk collected 77 saves and recorded five complete-game shutouts. She allowed 33 goals on the season to help NU to an 8-7-5 record overall. Her season high of 13 saves came on Oct. 20 to help the team upset No. 24 Penn State at home. Hauk also had a pair of four-save efforts in Big Ten play. In all, she compiled a goals against average of 1.65 during the 2022 campaign.

2021 (SOPHOMORE)

Hauk started 10 games at goal and collected 42 saves, while allowing 12 goals. Hauk, who earned back-to-back Goalkeeper of the Week honors, posted three shutouts during the season and saw 907 minutes of action in total. She managed a season-high nine saves against Oklahoma on Aug. 29 and recorded five or more saves in four games.

BEFORE NEBRASKA (ARIZONA)

Hauk spent one season at the University of Arizona. In 2020-21, she made an appearance against New Mexico State and logged 17 minutes in the goal.

HIGH SCHOOL

Hauk attended Denton Guyer High School, where she helped the team to a Bi-District Championship in 2019. Individually in 2019, she recorded 10 shutouts. Over the span of her high school career, Hauk was named to the soccer All-District first team and achieved two letters in soccer, four letters in track and two letters on the bass fishing team.

OTHER INFORMATION

Hauk played club soccer for Dallas Texans DA under Coach Jon Patterson, where she was team captain and named MVP in 2019.

PERSONAL INFORMATION

Sami is the daughter of David and Julie Hauk, and was born on Nov. 2, 2001. Sami has two brothers, Tyler and Bryce, and a sister in law, Mariele. Sami is majoring in sports management and journalism.

HAUK ON NEBRASKA

"I chose Nebraska because I felt like Nebraska offers a competitive atmosphere on the field and in the classroom. The academics and post college opportunities are hard to pass up! After the first conversations with the coaches, I knew I wanted to become a part of this program. I'm so blessed to spend these next four years as a Husker!"





#4 NICOLA HAUK

SENIOR • DEFENDER

HEIDELBERG, GERMANY (DELTA STATE/KURFURST-FRIEDRICH)

CAREER STATS

Year	GP-GS	Shots	SOG	Goals	Assists	Points
2020*	10-8	7	4	3	0	6
2021*	18-18	18	8	2	1	5
2022	20-19	4	2	0	0	0
Totals	48-45	29	14	5	1	11

*at Delta State

CAREER HIGHS

Category	Career High
Points	None
Goals	None
Assists	None

HONORS AND AWARDS

- Nebraska Scholar-Athlete Honor Roll (Fall 2022)
- GSC Defender of the Week (Oct. 5, 2021)
- 2022 Second Team All-GSC
- Tom Osborne Citizenship Team (2023)



PLAYER PROFILE

2022 (JUNIOR)

Nicola Hauk had a breakout newcomer campaign as she started 19 games this season and totaled 1,701 minutes. She was fourth on the team in minutes played, behind only Sami Hauk, Lauryn Anglim and Sarah Weber. As a constant in the Husker backfield, Hauk helped Nebraska to five shutouts, while individually totaling four shots and two shots on goal.

BEFORE NEBRASKA (DELTA STATE)

Hauk spent two seasons at Delta State University under Coach Mark Hiller. In 2021, she started in all 18 games as a defender and helped DSU finish third in the Gulf South Conference. Hauk finished second on the team in minutes and tied for fourth with two goals.

HIGH SCHOOL

Hauk attended Kurfurst-Friedrich Gymnasium and participated in soccer and volleyball.

PERSONAL INFORMATION

Nicola is the daughter of Monika and Egino Hauk and was born on Sept. 18, 2002. She has one brother, Bernhard, and is majoring in sports media and communication.

HAUK ON NEBRASKA

"I chose Nebraska because of the opportunities to grow as a person, player and student."



#23 GWEN LANE

SENIOR • DEFENDER
LINCOLN, NEB. (SOUTHWEST)

CAREER STATS

Year	GP-GS	Shots	SOG	Goals	Assists	Points
2020	10-10	12	6	1	0	2
2021	18-18	12	7	1	2	4
2022	20-20	12	7	1	1	3
Totals	48-48	36	20	3	3	9

HONORS AND AWARDS

- Big Ten Sportsmanship Award (2022)
- Academic All-Big Ten (2021, 2022)
- College Sports Communicators Academic All-American (2022)
- Big Ten Freshman of the Week (April 6)
- Nebraska Scholar-Athlete Honor Roll (Fall 2020, 2021; Spring 2021, 2022)
- Tom Osborne Citizenship Team (2021, 2022, 2023)

CAREER HIGHS

Category	Career High
Points	2 vs. Iowa (4/3/21); Illinois (10/21/21) Penn State (10/20/22)
Goals	1 vs. Iowa (4/3/21); Illinois (10/21/21); Penn State (10/20/22)
Assists	1 vs. Purdue (9/19/21); Minnesota (9/16/22)



PLAYER PROFILE

2022 (JUNIOR)

Gwen Lane was a constant in the Husker backfield as she started all 20 games this season and totaled 1,591 minutes. Lane helped Nebraska to five shutouts, while individually totaling one goal and one assist on the year. Her lone goal occurred in the Huskers' upset of #24 Penn State on Oct. 20 at home.

2021 (SOPHOMORE)

Lane started all 18 games in 2021 and amassed 1353 minutes, the fourth-most among the Huskers. Lane recorded one goal on the season as she scored within the first minute of play against Illinois on Oct. 21. She tallied two assists and 12 shots, seven of which were shots on goal. Lane played the complete game twice and never recorded less than 58 minutes.

2020 (FRESHMAN)

Lane started all 10 games in her first season with the Huskers and amassed 708 minutes of action on the year. She tied for second on the team with 12 shots and tallied six shots on goal. Lane scored the game winning goal against Iowa (April 4) in the regular-season finale, the first goal of her career. Her performance in the Husker victory over Iowa earned her Big Ten Freshman of the Week honors. Lane played a season-high 89 minutes against Wisconsin (March 13).

HIGH SCHOOL

Lane joined the Huskers from Lincoln Southwest High School, where she played for Coach Thomas Nettleton. As a sophomore in 2018, Lane scored 14 goals and added six assists to lead the Silver Hawks to a spot in the semifinals of the state tournament after capturing the district title and Heartland Athletic Conference crown. Lane received Super-State, all-state, all-conference and all-city honors in 2018. During her freshman season in 2017, she scored seven goals and set a school record with 19 assists to help Southwest win the district and conference titles before advancing to the state tournament semifinals. Lane was named the team's newcomer of the year, while also achieving all-state, all-conference and all-city accolades. She was runner-up for the team's player of the year. An honor roll student, Lane earned four academic letters and was named an athletic scholar on two occasions.

OTHER INFORMATION

Lane played club soccer for Sporting Omaha DA 01/02 under Coach Alex Mason. She helped the team capture the Nebraska State Cup in 2017 and 2018. In 2017, the squad qualified for the USYS National Tournament, while also making the semifinals of the USYS Region II Tournament. Sporting Omaha DA 01/02 finished runner-up at the Midwest Regional League (Premier 1 Division 1) in 2016 and 2017. During her career, Lane scored 42 goals and was named 2017-18 Sporting Omaha FC Player of the Year.

PERSONAL INFORMATION

Gwen is the daughter of Chris and Kristine Lane, and was born on July 27, 2002. Gwen has one sister, Jillian, and one brother, Fox. Gwen is majoring in pre-health.

LANE ON NEBRASKA

"I chose Nebraska because of its excellent academics and facilities. I grew up here and I am excited to represent my hometown. I can't wait for the next four years in the Big Ten!"



#7 REAGAN RAABE

SENIOR • MIDFIELDER/FORWARD
OMAHA, NEB. (MILLARD WEST)

CAREER STATS

Year	GP-GS	Shots	SOG	Goals	Assists	Points
2020	8-8	14	6	1	1	3
2021	18-18	30	18	7	3	17
2022	17-17	37	12	2	4	8
Totals	43-43	81	36	10	8	28

HONORS AND AWARDS

- Third-Team All-Big Ten (2021, 2022)
- Big Ten Preseason Player to Watch (2021, 2022)
- Academic All-Big Ten (2021, 2022)
- College Sports Communicators Academic All-American (2022)
- Nebraska Scholar-Athlete Honor Roll
 (Fall 2020, 2021, 2022; Spring 2020, 2021, 2022)
- Tom Osborne Citizenship Team (2021, 2022, 2023)
- Sam Foltz Hero 27 Leadership Award (2023)

CAREER HIGHS

Category	Career High
Points	4 vs. Western Illinois (8/19/21)
Goals	2 vs. Western Illinois (8/19/21)
Assists	most recently 1 vs. Penn State (10/20/22)



PLAYER PROFILE

2022 (JUNIOR)

Reagan Raabe garnered third-team All-Big Ten accolades for the second time in her career in 2022. Raabe started 17 games and amassed 1,428 minutes before an injury sidelined her for the remainder of the season. She recorded two goals and four assists on the season, totaling eight points. Additionally, she tallied 37 shots and 12 shots on goal. A leader on the field, Raabe helped the Huskers to an 8-7-5 overall record and 5-3-2 record in conference play.

2021 (SOPHOMORE)

Raabe earned All-Big Ten accolades after starting all 18 games and amassing 1,369 minutes. Raabe's seven goals during the season tied for the team-lead, and she added three assists. Raabe scored NU's first goal of the season when she found the back of the net against Western Illinois in the 12th minute on Aug. 19. She also recorded a brace against the Leathernecks, scoring again in the 52nd minute. She recorded her next three goals at Missouri on Aug. 22, at home against Loyola Chicago on Sept. 5 and at Arizona on Sept. 12. Raabe scored twice during Big Ten play, the first coming Sept. 19 against Purdue in the 17th minute. Against Illinois on Oct. 21, Raabe scored the game winner in the 24th minute. During the season, she took 30 shots, 18 of which were on goal.

2020 (FRESHMAN)

Raabe started each of the eight games she played in 2020-21. She scored her first career goal against Michigan, putting the Huskers first on the board in a game that ultimately went to double-overtime. Raabe led the team with 14 shots on the year, including six on goal. She picked up the first point of her Husker career with an assist on the Nebraska's first goal of the season against Purdue. Overall, she saw 506 minutes on the pitch, including a season-high 95 minutes against Wisconsin (March 13).

HIGH SCHOOL

Raabe played high school soccer at Millard West in Omaha, Neb., under Coach Jacque Tevis-Butler. In 2019, Raabe scored 21 goals and tallied 11 assists to help the Wildcats capture the state title. She was named captain of the All-Nebraska Team and Super-State Team, while also earning Gatorade Player-of-the-Year honors. Raabe also captured All-America accolades from the United Soccer Coaches and Allstate. As a freshman in 2017, Raabe scored 17 goals and recorded five assists to help the team advance to the semifinals of the state tournament before suffering an ACL injury that sidelined her for the 2018 campaign.

OTHER INFORMATION

Raabe played club soccer for Elite Girls Academy under Coach Marcus Kelcher. In 2019, the team captured the ECNL Midwest title and Fall State Cup in addition to qualifying for the ECNL Champions League. Raabe scored nine goals and tallied four assists in 12 starts in 2019. In 2018, she compiled 15 goals and nine assists to help the squad qualify for the ECNL Champions League.

PERSONAL INFORMATION

Reagan is the daughter of Chris and Melanie Raabe, and was born on Sept. 27, 2001. Reagan has two sisters, Emma and Olivia. Reagan is majoring in nutrition and health sciences.

RAABE ON NEBRASKA

"Coach Walker supported me throughout my injury and encouraged me to return to soccer better than I was before when many coaches doubted my ability to recover. I was also really impressed with the family environment that all the players and staff talked about. I grew up watching the Huskers my entire life and it's a dream come true to be a part of the Nebraska family."



#48 MAGGIE ALTMAN

JUNIOR • FORWARD

SAN FRANCISCO, CALIF. (SACRED HEART)

CAREER STATS

Year	GP-GS	Shots	SOG	Goals	Assists	Points
2021	11-3	1	0	0	0	0
2022	15-0	3	2	0	0	0
Totals	26-3	4	2	0	0	0

CAREER HIGHS

Category	Career High
Points	None
Goals	None
Assists	None

HONORS AND AWARDS

- Academic All-Big Ten (2022)
- Nebraska Scholar-Athlete Honor Roll (Fall 2021, 2022: Spring 2022)
- Tom Osborne Citizenship Team (2022, 2023)



PLAYER PROFILE

2022 (SOPHOMORE)

Maggie Altman played in 15 games, amassing 193 minutes. She recorded three shots and two shots on goal. Altman played a season-high 32 minutes against Oklahoma on Aug. 21.

2021 (FRESHMAN)

Altman played in 11 of the Huskers' first 13 games of the 2021 season, starting three. She managed one shot in 303 minutes of action. Altman played a season-high 62 minutes against Western Illinois on Aug. 19 and recorded 40 or more minutes in four games.

HIGH SCHOOL

Altman competed for Sacred Heart Cathedral Prep in San Francisco, Calif., where she played forward for Coach Chris King.

OTHER INFORMATION

During the club season, Altman played for Marin FC ENCL under Coach Tyler Gottschalk. The club won the NorCal State Cup and the Davis College Showcase Super Group in 2019.

PERSONAL INFORMATION

Margaret is the daughter of Cathy O'Connor and Steve Altman, and was born on Dec. 20, 2002. Margaret has one brother, Michael. Margaret is majoring in construction management.

ALTMAN ON NEBRASKA

"I chose Nebraska for multiple reasons. First, for the coaches and their dedication to player development. Nebraska supports its student-athletes, and I like the competition in the Big Ten Conference. Lastly, I chose Nebraska because of the longstanding tradition of the Nebraska women's soccer program."



#10 FLORENCE BELZILE

JUNIOR • MIDFIELDER/FORWARD
MONTREAL, QUEBEC (BILL BROTHERS)

CAREER STATS

Year	GP-GS	Shots	SOG	Goals	Assists	Points
2021	12-0	7	4	0	0	0
2022	20-14	29	10	3	5	11
Totals	32-14	36	14	3	5	11

CAREER HIGHS

Category	Career High
Points	4 vs. Penn State (10/20/22)
Goals	2 vs. Penn State (10/20/22)
Assists	Most recently 1 vs. Ohio State (10/30/22)

HONORS AND AWARDS

- Academic All-Big Ten (2022)
- Nebraska Scholar-Athlete Honor Roll (Fall 2021, 2022; Spring 2022)
- Tom Osborne Citizenship Team (2022, 2023)



PLAYER PROFILE

2022 (SOPHOMORE)

Florence Belzile played in all 20 games and started in 14, while amassing 1,167 minutes. Belzile was tied for third on the team with three goals and added a team-high five assists. She recorded a point in six games during the season, while also tallying a brace in the Huskers' upset of #24 Penn State on Oct. 20, 2022. Belzile recorded 29 shots on the year, 10 of which were shots on goal.

2021 (FRESHMAN)

Belzile appeared in 12 games and amassed 336 minutes. She recorded seven shots, four of which were shots on goal. Her season high of 40 minutes came in the regular-season opener against Western Illinois on Aug. 19, and she tallied 30 or more minutes four times.

OTHER INFORMATION

Belzile trained under Brandon Frith the last two years at the Ontario Regional Excellence Super Center, a program tied to the Canadian National Team. From 2016 to 2018 she competed for the Cumberland Cobras Soccer Club. In 2018, the Cobras reached the semifinals at the U15 Canadian National Championships and won the Ontario Cup Championship. In 2019, she attended U17 Canadian National Team camps in both Mexico City and Markham, Ontario, Canada. Belzile comes from a military and athletic family. Her father was All-Ontario University Athletics in rugby while attending the Royal Military College of Canada and her mother was a Quebec provincial champion figure skater. Florence has lived in Chicoutimi (Quebec), Florida, Winnipeg (Manitoba), Colorado and Ottawa.

PERSONAL INFORMATION

Florence is the daughter of Karine Blier and Jean-Yves Belzile, and was born on April 9, 2003. Florence has two siblings, Virginie and Jean-Christophe. Florence has not declared a major.

BELZILE ON NEBRASKA

"I immediately fell in love with Lincoln and the UNL campus. I felt that the coaches were very positive and really focused on development. The girls on the team were very welcoming. I find Nebraska is the best place to challenge me both on the field and in the classroom."



#34 ALLIE NAPORA

REDSHIRT SOPHOMORE • MIDFIELDER/FORWARD
PAPILLION, NEB. (PAPILLION LA-VISTA SOUTH)

CAREER STATS

Year	GP-GS	Shots	SOG	Goals	Assists	Points
2021	8-0	7	6	1	0	2
2022	Did not play					
Totals	8-0	7	6	1	0	2

CAREER HIGHS

Category	Career High
Points	2 vs. Western Illinois (8/19/21)
Goals	1 vs. Western Illinois (8/19/21)
Assists	None

HONORS AND AWARDS

- Academic All-Big Ten (2021)
- Nebraska Scholar-Athlete Honor Roll (Fall 2021, 2022)
- Tom Osborne Citizenship Team (2022, 2023)



PLAYER PROFILE

2022 (REDSHIRT)

Allie Napora did not play for the Huskers in 2022.

2021 (FRESHMAN)

Napora played in eight total games for a total of 218 minutes in 2021. She recorded seven shots with six of those being shots on goal. Altman played a season-high 48 minutes at Baylor on Aug. 26. After seeing action in four non-conference games, Altman appeared in four Big Ten matches.

HIGH SCHOOL

Napora will join the Huskers from Papillion La-Vista South High School where she played for Jake Watson. During her senior season, Napora scored 18 goals, tallied six assists and played in 10 games for the Titans. Napora's junior campaign was canceled due to COVID-19, and she was coming off a sophomore season that saw her score 10 goals.

OTHER INFORMATION

Napora also competed for Coach Sean McCoy on one of the top club soccer programs in the state, Sporting Omaha FC. She has been part of teams that have won Nebraska State Cup titles in four of the last five years (2016, 2017, 2018, 2020). Napora was part of the Nebraska Olympic Development team in 2015, 2016 and 2017. She also attended the Development Academy in 2018 and 2019, and earned National Championships Best 11 honors in 2017. Away from the field, Napora was a member of the National Honor Society at Papillion La-Vista South.

PERSONAL INFORMATION

Allie is the daughter of Roy and Ginny Napora, and was born on Oct. 18, 2002. Napora has three siblings, Anna, Josh and Ian. Allie has not declared a major.

NAPORA ON NEBRASKA

"Nebraska provides an incredible opportunity to be successful in academics and athletics. Not only does Nebraska have unbelievable facilities, but I get to play in my home state under an amazing coaching staff. I can't wait to be a Husker!"



#2 HALEY PETERSON

JUNIOR • MIDFIELDER
LINCOLN, NEB. (EAST)

CAREER STATS

Year	GP-GS	Shots	SOG	Goals	Assists	Points
2021	12-0	7	6	1	1	3
2022	20-20	13	3	1	3	5
Totals	32-20	20	9	2	4	8

CAREER HIGHS

Category	Career High
Points	3 vs. Michigan State (9/30/21)
Goals	1 vs. Michigan State (9/30/21); Weber State (8/28/22)
Assists	Most recently 1 vs. Michigan State (11/3/22)

HONORS AND AWARDS

- Academic All-Big Ten (2022)
- College Sports Communicators Academic All-American (2022)
- Nebraska Scholar-Athlete Honor Roll (Fall 2021, 2022; Spring 2022)
- Tom Osborne Citizenship Team (2022, 2023)

PLAYER PROFILE

2022 (SOPHOMORE)

Haley Peterson started all 20 games and amassed 1,574 minutes. She recorded one goal on the season in the 34th minute against Weber State on Aug. 28. She also tallied 13 shots on the season and three shots on goal. Peterson played 70 or more minutes in 16 games and didn't play fewer than 66 minutes in any game. She was a key factor for the Husker team, which went 8-7-5 on the year overall 5-3-2 in conference play.

2021 (FRESHMAN)

Peterson appeared in the Huskers' first 12 games, scoring one goal and recording one assist in 413 minutes of action. She took 11 shots, five of which were on goal. She put together a three-point effort against Michigan State on Sept. 30. She recorded the game-winning assist in the contest and scored her first career goal in the 32nd minute.

HIGH SCHOOL

Lincoln native Peterson is one of two Lincoln East Spartans to sign with the Huskers, as she is joined by teammate Briley Hill. Peterson contributed right away as a freshman in 2018 with 10 goals and four assists, setting a freshman record at East with 24 points. As a sophomore in 2019, she totaled eight goals and two assists while the team made a run to the semifinals at the Class A state tournament. For her performance, Peterson earned second-team all-state honors from both the Lincoln Journal Star and Omaha-World Herald in 2019. Peterson's junior season was canceled due to COVID-19, but she went on to score 15 goals in her senior campaign, while totaling eight assists.

OTHER INFORMATION

During the club season, Peterson competed for Villarreal Nebraska and Coach Jorge Sambataro. The program has notched Nebraska League titles in three of the last four years, including 2017, 2019 and 2020. Peterson traveled to Spain in November of 2019 to spend a week training with Villarreal CF Academy teams in their professional facilities. Peterson has also contributed to the Spartans' success on the hardwood, as she was a part of three straight basketball state tournament appearances, including a Class A runner-up finish in 2020.

PERSONAL INFORMATION

Haley is the daughter of Pete and Andrea Peterson, and was born on Sept. 19, 2003. Haley has two siblings, Carley and Trevor. Haley has not declared a major.

PETERSON ON NEBRASKA

"Nebraska feels like home. I have been watching Husker soccer since I was five years old. I love the atmosphere of the program and how it feels like a family. Not only does Nebraska have nice facilities, but they also have a great coaching staff. When I went for a visit at Nebraska I knew this is where I wanted to be. They have so much to offer as a program and I am so excited to be a Husker."





#6 ABBEY SCHWARZ

JUNIOR • FORWARD

BENNINGTON, NEB. (RONCALLI CATHOLIC)

CAREER STATS

Year	GP-GS	Shots	SOG	Goals	Assists	Points
2021	16-10	14	9	3	8	14
2022	20-15	27	13	3	3	9
Totals	36-25	41	22	6	11	23

HONORS AND AWARDS

- Academic All-Big Ten (2022)
- College Sports Communicators Academic All-American (2022)
- Big Ten Freshman of the Week (Oct. 26)
- Nebraska Scholar-Athlete Honor Roll (Fall 2021, 2022; Spring 2022)
- Tom Osborne Citizenship Team (2022, 2023)



CAREER HIGHS

Category	Career High
Points	3 vs. Michigan State (9/30/21)
Goals	1 vs. MSU (9/30/21); USC (9/11/22); N'western (9/22/22); OSU (10/30/22)
Assists	2 vs. Oklahoma (8/21/22)

PLAYER PROFILE

2022 (SOPHOMORE)

Abbey Schwarz played in all 20 games, starting 15 of them and amassing 1,206 minutes. Schwarz's three goals on the season tied for third, and she added three assists. She recorded one goal and two assists in the Huskers' upset of Ohio State in the quarterfinal round of the Big Ten tournament. The Nebraska native also tallied 27 shots and 13 shots on goal.

2021 (FRESHMAN)

Schwarz played in 16 games and earned 10 starts in 2021. Schwarz scored three goals and added a team-high eight assists in 723 minutes of action. She took 14 shots, nine of which were on goal. She was one of three freshmen to start the season opener against Western Illinois and proved her impact early with the game-winning assist in the 12th minute. Schwarz first career goal came against Michigan State on Oct. 30. She scored in the 67th minute against the Spartans. Her second goal of the season occurred in the 27th minute of the Husker's match against Michigan on Oct. 10, and Schwarz closed out the 2021 season with the game-winner against Minnesota on Oct. 24 in the 26th minute.

HIGH SCHOOL

Schwarz will join the Huskers from Omaha Roncalli Catholic High School where was a prolific offensive player. Schwarz contributed right away to Pat Stoffel's program as a freshman in 2018 when she scored 29 goals and chipped in 11 assists in just 16 games to help the Crimson Pride to a district title and an appearance at the Class B state tournament. Over 12 games as a sophomore in 2019, Schwarz totaled 30 goals and 11 assists, earning second-team all-state honors for the second straight season. Schwarz's junior season was canceled due to COVID-19.

OTHER INFORMATION

Schwarz also competed for Evolution 402 under the direction of Brandon Palmer. During the 2020 club season, Schwarz notched 36 goals. Schwarz also contributed to Roncalli's basketball team, as she was named first-team All-River Cities in 2019. For her work in the classroom she was named Exchange Club of Omaha Outstanding Sophomore in 2019. She has been named to the President's List five times, earned the Pride for Life Award in 2019 and is a two-time citizenship award winner.

PERSONAL INFORMATION

Abbey is the daughter of Ryan and Laura Schwarz, and was born on Feb. 8, 2002. Abbey has two brothers, Austin and Vinny. Abbey is majoring in interior design and architecture.

SCHWARZ ON NEBRASKA

"I love the atmosphere at Nebraska and the developmental focus in the soccer program. Overall, Nebraska is home and it has always been a dream of mine to go here!"



#42 SARAH WEBER

JUNIOR • MIDFIELDER/FORWARD
GRETN, NEB. (GRETN)

CAREER STATS

Year	GP-GS	Shots	SOG	Goals	Assists	Points
2021	18-18	62	31	6	2	14
2022	20-20	81	28	10	5	25
Totals	38-38	143	59	16	7	39

CAREER HIGHS

Category	Career High
Points	4 vs. Iowa (10/14/21)
Goals	2 vs. Iowa (10/14/21)
Assists	Most recently vs. Ohio State (10/30/22)

HONORS AND AWARDS

- First Team All-Big Ten (2022)
- Big Ten Preseason Player to Watch (2022)
- Big Ten All-Freshman Team (2021)
- Academic All-Big Ten (2022)
- College Sports Communicators Academic All-American (2022)
- Nebraska Scholar-Athlete Honor Roll (Fall 2021, 2022; Spring 2022)
- Tom Osborne Citizenship Team (2022, 2023)



PLAYER PROFILE

2022 (SOPHOMORE)

Sarah Weber garnered first-team All-Big Ten accolades as the leader of the Husker offense in 2022. Weber started all 20 games and amassed 1,745 minutes. She led the team with 10 goals on the year, while also adding five assists for a total of 25 points. Weber topped the conference standings with 81 shots on the season and was in sixth in shots on goal with 28. The 2022 Big Ten Preseason Player to Watch also recorded three game-winners, including a finish in the Huskers' game against #24 Penn State to secure the upset.

2021 (FRESHMAN)

Weber had a breakout freshman campaign and was named to the All-Big Ten Freshman Team. She started all 18 games and amassed 1,369 minutes, placing her third on the team. Weber's six goals ranks her second on the team, and she added two assists. Weber scored her first career goal at Baylor on Aug. 26 when she found the back of the net in the eighth minute. She recorded a brace in the Huskers' matchup against Iowa on Oct. 14 as she scored in both the 10th and 38th minutes. Weber scored in the last two games to close the regular season against Illinois on Oct. 21 and Minnesota on Oct. 24. During the season, she took a team-high 62 shots, 31 of which were on goal.

HIGH SCHOOL

The 2019-20 and 2020-21 Nebraska Gatorade Player of the Year and a two-time first-team all-state selection, Weber competed at Gretna High School where she was coached by Digger Hawkins. Weber was a key member of the Dragons' offense as a freshman in 2018 with 24 goals and 14 assists. As a sophomore, she was the top scorer in Class A with 62 points, including 28 goals and six assists. Weber's 2020 high school season was canceled due to COVID-19, but she still earned All-America honors and was the United Soccer Coaches Association High School State Player of the Year in Nebraska. As a senior, Weber scored 48 goals and tallied 29 assists. She was named a United Soccer Coaches High School Girls All-American for the second year in a row.

OTHER INFORMATION

During the club season, she played for Coach Sean McCoy and Sporting OFC Premier after also playing for Coach Doug Trenerry of Gretna Sports Club. Weber has been involved in the U.S. Youth Olympic Development Program the last four years, qualifying for the Inter-Regional Thanksgiving Tournament and being selected to the U.S. Youth Soccer ODP Inter-Regional All-Star Team twice (2017-18, 2018-19). She has been invited to three National Training Camps and in 2019 she made the U.S. Youth ODP National 02 and 03 teams. In April of 2020, Weber made the 18-player cut for the Olympic Developmental Program that was scheduled to compete in Paris, France, but the trip was canceled due to COVID-19. In the classroom, Weber earned NCPA academic all-state honors in 2020 and has been a part of the National Honor Society at Gretna since 2019.

PERSONAL INFORMATION

Sarah is the daughter of Kevin and Tammy Weber, and was born on Feb. 14, 2003. Sarah has three brothers, Jacob, Zach and Isaiah. Sarah is majoring in computer science.

WEBER ON NEBRASKA

"Nebraska had everything I was looking for in a school from esteemed academics to outstanding athletics, not including the top-notch facilities and all-around school spirit. As far as the soccer team, they have excellent and dedicated coaches who emphasize player development while the team has the natural aspect of high inner squad competition. I'm extremely excited to play for my home state and compete in the Big Ten."



#37 JORDAN ZADE

JUNIOR • DEFENDER

OLATHE, KAN. (DE SOTO)

CAREER STATS

Year	GP-GS	Shots	SOG	Goals	Assists	Points
2021	18-11	10	5	1	4	6
2022	20-20	6	4	0	3	3
Totals	38-31	16	9	1	7	9

HONORS AND AWARDS

- Academic All-Big Ten (2022)
- Nebraska Scholar-Athlete Honor Roll (Fall 2021, 2022)
- Tom Osborne Citizenship Team (2023)



CAREER HIGHS

Category	Career High
Points	2 vs. Loyola Chicago (9/5/21)
Goals	1 vs. Loyola Chicago (9/5/21)
Assists	1 most recently vs. Michigan State (11/3/22)

PLAYER PROFILE

2022 (SOPHOMORE)

Jordan Zade started all 20 games and amassed 1,459 minutes. She recorded three assists, six shots and four shots on goal. Zade played 70 or more minutes in 14 games and didn't play fewer than 48 minutes in any game. She was a key factor for the Husker defense, which recorded five shutouts.

2021 (FRESHMAN)

Zade had a breakout freshman campaign, making 11 starts and playing in 18 games. Zade scored her first career goal against Loyola Chicago on Sept. 5 in the 71st minute. She also recorded four assists, including one game-winning assist against Wisconsin on Sept. 17. Zade managed 10 shots on the season, five of which were on goal, in 1,177 minutes of action.

HIGH SCHOOL

Zade went to De Soto High School where she was coached by Jesse Smith. Zade contributed to a Frontier League championship as a freshman in 2018 with 10 goals and 19 assists. For her success she was named team MVP and earned first-team All-Frontier honors. Zade became even more of a threat on the offensive end of the pitch in 2019 with 20 goals and 16 assists, helping the Wildcats win the UKC League title. She was tabbed UKC Co-Player of the Year, first-team All-UKC, earned second-team all-state for the second straight season and was voted the team's offensive player of the year. Zade's junior season in 2020 was canceled due to COVID-19.

OTHER INFORMATION

She also completed for KC Fusion Academy under Coach Sara Matthews. Zade was a four-time team captain and the club was NPL Central States champions in 2019-20.

PERSONAL INFORMATION

Jordan is the daughter of Jim and Rachele Zade, and was born on Jan. 18, 2003. Jordan has one brother, Cole. Jordan is majoring in pre-health.

ZADE ON NEBRASKA

"After participating in many soccer camps I fell in love with the program. I instantly felt welcomed and encouraged by the coaching staff and the players. I am so impressed with Nebraska's strong traditions and their comprehensive academic support system. I know Nebraska was the university I wanted to call home."





#21 LAURYN ANGLIM

SOPHOMORE • DEFENDER

LAVISTA, NEB. (PAPILLION-LAVISTA)

CAREER STATS

Year	GP-GS	Shots	SOG	Goals	Assists	Points
2022	20-20	4	2	1	4	6
Totals	20-20	4	2	1	4	6

CAREER HIGHS

Category	Career High
Points	2 vs. Wisconsin (10/23/22)
Goals	1 vs. Wisconsin (10/23/22)
Assists	Most recently 1 vs. Ohio State (10/30/22)

HONORS AND AWARDS

- All-Freshman All-Big Ten (2022)
- Nebraska Scholar-Athlete Honor Roll (Spring 2022)
- Tom Osborne Citizenship Team (2023)



PLAYER PROFILE

2022 (FRESHMAN)

Lauryn Anglim had a breakout freshman campaign and was named to the All-Big Ten Freshman Team. As a constant in the Husker backfield, Anglim helped Nebraska to five shutouts, while individually scoring one goal and recording four assists. Anglim started each of the 20 games, compiling 1,795 minutes. On Oct. 23, 2022, she scored her lone goal of the season against Wisconsin in the final game of the regular season. She also took four shots, two of which were shots on goal, to help NU to an 8-7-5 record overall and a tie for fourth in the Big Ten with a 5-3-2 mark in conference play.

HIGH SCHOOL

Anglim played for Coach April Kelcher at Papillion-LaVista High School and is joined in the signing class by teammate Ella Guyott. She led her team to a state tournament appearance in 2019. She also earned a varsity soccer letter.

OTHER INFORMATION

Anglim played club for the Elite Girls Academy before she switched to the Gretna Elite Academy, where she is coached by Mitch Kavanagh. There, her team went to the ECNL playoffs in 2021. As a part of the Gretna Elite Academy, she was selected to play in the ECNL National Selection Game in 2021 and was a member of the ECNL Midwest Conference second team in 2020-21. She was also the captain of her team. Academically, she earned honorable-mention her freshman and junior year of high school and earned Academic All-State honors in 2021. She was also a Summa Cum Laude.

PERSONAL INFORMATION

Lauryn is the daughter of Greg and Brenda Anglim and was born on Jan. 22, 2004. She has one sister, Madyson, and one brother, Garrett, who is a redshirt freshman on the Husker baseball team. LoLo is majoring in Pre-health.

ANGLIM ON NEBRASKA

"I chose Nebraska because of the top-notch facilities, and as a kid who grew up in Nebraska, it has always been a dream to wear an N on my jersey."



#74 BRILEY HILL

SOPHOMORE • DEFENDER/FORWARD
LINCOLN, NEB. (EAST)

CAREER STATS

Year	GP-GS	Shots	SOG	Goals	Assists	Points
2021	Redshirt					
2022	12-0	1	0	0	0	0
Totals	12-0	1	0	0	0	0

HONORS AND AWARDS

- Tom Osborne Citizenship Team (2022, 2023)
- Nebraska Scholar-Athlete Honor Roll (Fall 2022)



CAREER HIGHS

Category	Career High
Points	None
Goals	None
Assists	None

PLAYER PROFILE

2022 (FRESHMAN)

Briley Hill played in 12 games and amassed 320 minutes. She recorded one shot on the season, occurring in the Huskers' regular season opener against San Diego State on Aug. 18.

2021 (REDSHIRT)

Hill did not play for the Huskers in the 2021 season.

HIGH SCHOOL

Hill played for Coach Emily Mathews at Lincoln East High School and is joined in the signing class by teammate Haley Peterson. Hill helped the Spartans to back-to-back state tournament appearances in 2018 and 2019, including a runner-up finish in 2019. In 2021, Hill was named to the All-Nebraska Girls Soccer Team and totaled 16 goals and 10 assists. As a freshman, Hill scored six goals and had three assists. She entered the starting lineup as a sophomore and scored 16 goals (the most by a sophomore in school history), while also adding 10 assists. Hill's junior season in 2020 was canceled due to COVID-19. Hill has been an all-conference selection twice and was a Lincoln Journal Star player-of-the-year nominee in 2019.

OTHER INFORMATION

During the club season, Hill played for Gretna Elite Academy under Coach Marcus Kelcher. Hill excelled on the basketball floor as well, helping the Spartans to a Class A state runner-up finish in 2020. In the classroom, Hill is a two-time scholar-athlete award winner, a Lincoln East ambassador's member, a National Honor Society member and has been a Lincoln East Shining Star.

PERSONAL INFORMATION

Briley is the daughter of Nate and Lisa Hill, and was born on Jan. 29, 2003. Briley has two sisters, Chayse and Kaylie. Briley has not declared a major.

HILL ON NEBRASKA

"I have always looked up to Husker athletes, and I wanted to be part of the amazing program. Growing up in Lincoln, it has always been a dream of mine to be a Husker."





#20 EMMA PROSOSKI

SOPHOMORE • MIDFIELDER
OMAHA, NEB. (MARIAN)

CAREER STATS

Year	GP-GS	Shots	SOG	Goals	Assists	Points
2022	19-0	6	4	1	1	3
Totals	19-0	6	4	1	1	3

CAREER HIGHS

Category	Career High
Points	2 vs. Purdue (9/29/22)
Goals	1 vs. Purdue (9/29/22)
Assists	1 vs. Ohio St. (10/30/22)

HONORS AND AWARDS

- Tom Osborne Citizenship Team (2023)
- Nebraska Scholar-Athlete Honor Roll (Fall 2022)

PLAYER PROFILE

2022 (FRESHMAN)

Emma Prososki played in 19 games for a total of 431 minutes in 2022, recording one goal and one assist on the year. Prososki's first career goal happened in the Huskers' Big Ten matchup with Purdue on Sept. 29 in the 75th minute. She also tallied six shots and four shots on goal, while totaling three points. She played 54 minutes against Michigan State at the Big Ten tournament on Nov. 3, her longest appearance of the season.

HIGH SCHOOL

Prososki is a midfielder who went to Omaha Marian High School. She was coached by Teresa DeGeorge. In her high school career, she has a total of 14 goals and four assists. Her team was the state runner-up in 2019 and a state semifinalist in 2021. Her 2020 season was cancelled due to COVID-19. Individually, Prososki earned a varsity letter in 2018-21, was a LJS Class A All-State honoree, a LJS Super State second-team honoree, an OWH All-Class Metro first-team honoree, an OWH Class A All-Nebraska second-team honoree in 2021. She also participated in cross country in high school and lettered in 2018.

OTHER INFORMATION

As a member of the Gretna Elite Academy, Prososki was coached by Mitch Kavanagh and helped her team to a Nebraska State Cup Championship in 2017. Her team was also a Cup A ECNL National Semifinalist in 2021. She has been selected to attend the 2018 ECNL CSP Midwest Training Camp, 2018 ECNL/id2 National Training Camp and the 2019 ECNL CSP Midwest Regional Camp. Academically, she has been a member of the Honor Roll from 2018-21 and was an NSAA Academic All-State Honoree in 2021. She also was a member of the National Honor Society in 2020-21.

PERSONAL INFORMATION

Emma is the daughter of John and Shannon Prososki and was born on Sept. 14, 2004. She has one sister, Ellie, and three brothers, Kevin, Alex and Brendan. Her major is undecided.

PROSOSKI ON NEBRASKA

"The atmosphere at Nebraska is unmatched. From academics to athletics, the program emphasizes development and encourages excellence. As I became more familiar with the school and the soccer program, I knew Nebraska was the place for me. Not only is the coaching staff great, but the facilities at Nebraska are incredible. I can't wait to be a part of the Husker program!"





#00 CECE VILLA

SOPHOMORE • GOALKEEPER

ALTOONA, IOWA (DOWLING CATHOLIC)

CAREER STATS

Year	GP-GS	Mins	SV	GA	GAA	SHO	W-L-T
2021	Redshirt						
2022	Did not play						
Totals	0-0	0	0	0	0	0	0-0-0

HONORS AND AWARDS

- Academic All-Big Ten (2022)
- Nebraska Scholar-Athlete Honor Roll (Fall 2021, 2022; Spring 2022)
- Tom Osborne Citizenship Team (2022, 2023)



CAREER HIGHS

Category	Career High
Saves	None
Consecutive Scoreless Minutes	None

PLAYER PROFILE

2022 (REDSHIRT FRESHMAN)

Cece Villa did not play for the Huskers in the 2022 season.

2021 (REDSHIRT)

Villa did not play for the Huskers in 2021.

HIGH SCHOOL

Villa attended Dowling Catholic High School in West Des Moines, Iowa where she posted 73 saves and allowed eight goals as a freshman in 2018 for Coach John Pearson. As a sophomore in 2018, she stopped 94 shots, while allowing 11 goals and helped the Maroons to a third-place finish at the state tournament. Villa's junior season was canceled due to COVID-19.

OTHER INFORMATION

During the club season Villa trained under Coach Deb Grief of GPS Iowa. A three-time team captain, Villa led the team to a second-place finish at the 2016 state tournament. She also has participated in the Iowa Olympic Development Program. In the classroom Villa was named to the Presidential honor roll four times, was a member of the National Honor Society and part of the National Council of Youth Leadership.

PERSONAL INFORMATION

Cece is the daughter of Michael and Joyce Villa, and was born on Oct. 2, 2002. Cece has two siblings, Augustine and Kaliana. Cece is majoring in athletic training.

VILLA ON NEBRASKA

"After visiting the campus and going to a few individual camps, I knew the soccer program, the coaches and the school were what was best for me. It was my goal to come to Nebraska to play soccer and study athletic training after my first camp in 10th grade. I am so happy my dream could come true."



#11 SADIE WAITE

SOPHOMORE • MIDFIELDER

ST. THOMAS, ONTARIO, CANADA (PARKSIDE COLLEGIATE INSTITUTE)

CAREER STATS

Year	GP-GS	Shots	SOG	Goals	Assists	Points
2022	19-16	14	2	1	0	2
Totals	19-16	14	2	1	0	2

CAREER HIGHS

Category	Career High
Points	2 vs. Oklahoma (8/21/22)
Goals	1 vs. Oklahoma (8/21/22)
Assists	None

HONORS AND AWARDS

- Nebraska Scholar-Athlete Honor Roll (Fall 2022)
- Tom Osborne Citizenship Team (2023)

PLAYER PROFILE

2022 (FRESHMAN)

Sadie Waite played in 19 games and earned 16 starts in 2022. Waite scored one goal and added two assists in 1,329 minutes of action. She took 14 shots, two of which were on goal, and her first career goal occurred in the 27th minute of the Huskers' game against Oklahoma on Aug. 21.

OTHER INFORMATION

Waite joined the Huskers from St. Thomas, Ontario, Canada. She is a midfielder who played club soccer for Coach Mike Macocchia at FC London. She was also given the opportunity to attend U17 National Team Camps. She was a part of the Ontario REX program with current Husker Florence Belzile for many years.

PERSONAL INFORMATION

Sadie is the daughter of Chris and Christine Waite and was born on Oct. 21, 2004. She has one sister, Grace. Sadie is majoring in business and marketing.

WAITE ON NEBRASKA

"From the very first call that I had with Coach Walker, I knew that this school was for me. The way that he had spoken about the culture of both the team and the university made me feel like there was no other option. The programs that they offer from both an academic and athletic standpoint are unmatched by any other school in the country. The support from the fans and the state of Nebraska makes the university feel like a second home to me. I am so beyond grateful for this opportunity and can't wait to start my new journey for the next four years!"





#44 LAUREN BUZZELL

REDSHIRT FRESHMAN • DEFENDER
ST. FRANCIS, MINN. (ST. FRANCIS)

CAREER STATS

Year	GP-GS	Shots	SOG	Goals	Assists	Points
2022	Redshirt					
Totals	0-0	0	0	0	0	0

CAREER HIGHS

Category	Career High
Points	None
Goals	None
Assists	None

HONORS AND AWARDS

- Nebraska Scholar-Athlete Honor Roll (Fall 2022; Spring 2022)
- Tom Osborne Citizenship Team (2023)

PLAYER PROFILE

2022 (REDSHIRT)

Lauren Buzzell did not play for the Huskers in 2022.

HIGH SCHOOL

Buzzell comes to Nebraska from St. Francis High School in St. Francis, Minn., where she was coached by Joan Johnson. Buzzell's team was Section 6AA Champions and state quarterfinalists in 2021. Individually, Buzzell was named the 2021 Mississippi 8 Conference Player of the Year. She also started and played in 68 games and recorded 12 career goals and seven career assists. Her team recorded 35 shutouts in her high school career. Buzzell was a three-time All-Conference and two-time All-State honorable-mention. In 2021, she was a Class 2AA first-team all-state honoree and a Class 2AA Ms. Soccer finalist.

OTHER INFORMATION

During the club season, Buzzell played for Coach Edi Buro at Manitou FC. She was a five-year captain and helped the team to a U.S. Club National Championship in 2018. Buzzell is also successful in the classroom, as she earned the MSHSAAcademic Excellence Award in 2019, 2020 and 2021.

PERSONAL INFORMATION

Lauren is the daughter of Heather and CJ Buzzell and was born on Nov. 6, 2003. She has one brother, Cam. Lauren is majoring in criminal justice.

BUZZELL ON NEBRASKA

"I was really attracted to the high level of soccer and Nebraska's reputation for developing their players. I was amazed by their facilities and the commitment of the support staff. Academically, the school has everything I'm looking for and with the time I spent with the team, I knew it was right for me."





#5 ELLA GUYOTT

REDSHIRT FRESHMAN • DEFENDER/MIDFIELDER/FORWARD
PAPILLION, NEB. (PAPILLION LAVISTA)

CAREER STATS

Year	GP-GS	Shots	SOG	Goals	Assists	Points
2022	Redshirt					
Totals	0-0	0	0	0	0	0

CAREER HIGHS

Category	Career High
Points	None
Goals	None
Assists	None

HONORS AND AWARDS

- Nebraska Scholar-Athlete Honor Roll (Spring 2022)
- Tom Osborne Citizenship Team (2023)

PLAYER PROFILE

2022 (REDSHIRT)

Ella Guyott did not play for the Huskers in 2022.

HIGH SCHOOL

Papillion native Ella Guyott is one of two Papillion-LaVista Monarchs to sign with the Huskers, as she is joined by teammate Lolo Anglim.

OTHER INFORMATION

She played for Mitch Kavanaugh at the Gretna Elite Academy, and her team finished as State Cup finalists in 2017 and 2018. Guyott was a ECNL Midwest Conference first-team honoree in 2020-21. Guyott was also an honor roll student every semester of high school and a member of her school's chapter of the National Honor Society.

PERSONAL INFORMATION

Ella is the daughter of Jim and Brenda Guyott and was born on July 25, 2004. She has one sister, Erin, and one brother, Trevor. Ella is majoring in nutrition and health sciences.

GUYOTT ON NEBRASKA

"I chose Nebraska because of the focus on player development, the amazing facilities they have to offer their athletes and the team-first mentality."





#22 ABBY VACEK

REDSHIRT FRESHMAN • FORWARD
LINCOLN, NEB. (PIUS X)

CAREER STATS

Year	GP-GS	Shots	SOG	Goals	Assists	Points
2022	Redshirt					
Totals	0-0	0	0	0	0	0

HONORS AND AWARDS

- Nebraska Scholar-Athlete Honor Roll (Fall 2022)
- Tom Osborne Citizenship Team (2023)

CAREER HIGHS

Category	Career High
Points	None
Goals	None
Assists	None

PLAYER PROFILE

2022 (REDSHIRT)

Abby Vacek did not play for the Huskers in the 2022 season.

HIGH SCHOOL

Vacek is a forward who went to Lincoln Pius X High School and was coached by Steve Andersen. In her high school career, she had a 32 goals and 12 assists and was a two-time academic all-state honoree and two-time all-state honorable mention. Vacek was named to the all-conference, academic all-state and all-nebraska teams her senior year, while leading the Thunderbolts to the state quarterfinals. A three-time math student of the year and member of the gold honor roll, she also participated in cross country in high school.

OTHER INFORMATION

She played for Gil Beccera at Hawks FC and for Jose Varga at Omaha United. Her Omaha United team was state champions in 2021. Individually, Vacek scored seven state tournament goals and was named to the Nebraska State Tournament Best XI in the Fall of 2019.

PERSONAL INFORMATION

Abby is the daughter of Craig and Kim Vacek and was born on Nov. 11, 2003. She has three sisters, Kate, Maggie and Clare, and three brothers, Joe, Will and Ben. Abby is majoring in biology.

VACEK ON NEBRASKA

"Nebraska has great programs both academically and athletically and I grew up watching the Huskers, so it has always been my dream to be one."





#8 REESE BORER

**FRESHMAN • DEFENDER
LINCOLN, NEB. (NORRIS)**

PLAYER PROFILE

HIGH SCHOOL

Reese Borer played for Coach Arnold Talero and current Husker volunteer assistant Sam Areman at Norris High School. She led her team to two consecutive state championship appearances in 2021 and 2022. She was named Class B Super State Second-Team and Class B All-State in 2022.

OTHER INFORMATION

Additionally, she was Academic All-State and Second-Team All-Nebraska in 2022. Borer plays club for Gretna Elite Academy, where she is coached by Mitch Kavanagh. As part of her club team, she was named ECNL U18/19 First-Team Midwest All-Conference.

PERSONAL INFORMATION

Reese is the daughter of Doug and Lori Borer and was born on Dec. 27, 2004. She has two sisters, Lauren and Rya. Reese is majoring in pre-health.

BORER ON NEBRASKA

"I chose Nebraska because I have watched former teammates enjoy and excel in the program. Getting to be a Nebraska soccer player and represent my community is something I take pride in, and I look forward to competing against high level teams in the Big 10 Conference."



#29 KAYMA CARPENTER

**FRESHMAN • FORWARD
LINCOLN, NEB. (EAST)**

PLAYER PROFILE

HIGH SCHOOL

Kayma Carpenter is the second native Nebraskan in the 2023 signing class as she hails from Lincoln East High School in Lincoln, Neb., where she is coached by Emily Mathews. Carpenter helped her team to both the 2021 state semifinals and the 2022 state playoffs. Individually, she was First-Team Super State and First-Team All-Nebraska in 2021 and 2022.

OTHER INFORMATION

During the club season, Carpenter plays for Coach Chad Gleckler at Gretna Elite Academy. She led the team to the 2021 and 2022 ECNL National Playoffs. Carpenter is also successful in the classroom, as she earned Academic All-State honors in 2022 and was a three-time scholar-athlete award winner.

PERSONAL INFORMATION

Kayma is the daughter of Bryan and Sheli Carpenter and was born on Jan. 3, 2005. She has two brothers, Branden and Corey. Kayma is majoring in Elementary Education.

CARPENTER ON NEBRASKA

"I chose Nebraska because of the team chemistry and the family-like atmosphere that the coaches and players create. I am also super impressed with the academic support that the University provides for its student-athletes. I grew up watching Husker soccer and being a ball girl and can't wait to be a part of such an amazing program."





#19 SAMANTHA CORRIE

FRESHMAN • DEFENDER

WINCHESTER, ENGLAND (PETER SYMONDS COLLEGE)

PLAYER PROFILE

HIGH SCHOOL

Samantha Corrie hails from Peter Symonds College in Winchester, England. Corrie is a member of the 2022/2023 Southampton FC Squad for the English Women's Championship matches. Additionally, she played for Southampton FC. She helped the team win the 2021/2022 National League Reserve South League and make it to the U16 FA Cup Finals in 2020. Her club team also won the 2021/2022 Southampton Women's District Cup. She plans to major in Biological Sciences at UNL.

PERSONAL INFORMATION

Samantha is the daughter of Justin and Rachel Corrie and was born on May 20, 2005. She has one sister, Annabel, and one brother, Tim. Samantha is planning to major in biological sciences.

CORRIE ON NEBRASKA

"Nebraska has a clear pathway for athletes to succeed within both their sport and academics. I knew that Nebraska would be the best place for my career to develop with its exceptional facilities and competitive conference."



#15 ALEXA GOBEL

FRESHMAN • GOALKEEPER

LINCOLN, NEB. (SOUTHWEST)

PLAYER PROFILE

HIGH SCHOOL

Alexa Gobel played for Coach Thomas Nettleton at Lincoln Southwest High School. She was a mainstay in the goal for the Silver Hawks. She tallied 10 shutouts and 61 saves during her senior season and was also a two-time Super State Second-Team honoree and a 2023 member of the Girls Class A All-State team. Additionally, she is a three-time All-Conference and two-time All-City selection. Gobel helped lead LSW to a runner-up finish in 2023, a third-place showing in 2022 and a fifth-place finish in 2021. Gobel also played volleyball and basketball in high school and chose Nebraska over playing volleyball at the University of Albany.

Academically, Gobel is a National Honor Society member, three-time both Academic All-Conference and Scholar-Athlete and has been named to the Honor Roll with High Distinction four times.

OTHER INFORMATION

Gobel played for Kenan Sahuric at 402 DA and helped her team to six-straight State Cup Championships.

PERSONAL INFORMATION

Alexa is the daughter of Randy and Michelle Gobel and was born on July 3, 2005. She has one brother, Chase. Her major is currently undecided.

GOBEL ON NEBRASKA

"Nebraska is a competitive school academically and athletically. After meeting with the coaches and players, I knew it would be a great fit for me. Growing up around the Big Ten and now being able to play in it is a dream come true. I can't wait to be a Husker."





#1 AVA MAKOVICKA

FRESHMAN • MIDFIELDER
GRETNA, NEB. (GRETNA)

PLAYER PROFILE

HIGH SCHOOL

Ava Makovicka played for Coach Chace Hutchison at Gretna High School. She led her team to two consecutive state championship titles in 2021 and 2022. She recorded 21 goals and 10 assists and was named to the 2022 All-Nebraska First and Super-State teams. Additionally, she was a member of the 2022 First Team All-State midfielder and All-Metro midfielder.

OTHER INFORMATION

Makovicka plays club for 402 DA, where she is coached by Kenan Sahuric. In 2021 and 2022, her club team was two-time state cup champions, and she was named Nebraska State Cup Best XI.

PERSONAL INFORMATION

Ava is the daughter of Jeff and Tracy Makovicka and was born on Feb. 16, 2005. She has four sisters, Jady, Camryn, Claire and Ella. She is former high school teammates with current Husker standout, Sarah Weber. Also, her father played football at Nebraska from 1991-95 and her uncle, Joel, played from 1994-98. Ava plans to major in Nutrition, Exercise and Health Sciences at UNL.

MAKOVICKA ON NEBRASKA

"I have always wanted to be a Husker and play for my home state. After taking a visit to meet the coaches and players, I knew it was the place for me."



#25 ELLA RUDNEY

FRESHMAN • MIDFIELDER/FORWARD
GRAND ISLAND, N.Y. (GRAND ISLAND SENIOR)

PLAYER PROFILE

HIGH SCHOOL

New York native Ella Rudney plays for Coach Dave Bowman at Grand Island Senior High School. Individually, she has 74 goals, 34 assists and 182 points in 42 games. Rudney was first-team all-league, league player of the year, first-team All-Western New York, team MVP, team captain and All-New York State. Rudney was also a New York State Section 6 Class A Champion in 2019 and 2020.

OTHER INFORMATION

During the club season, Rudney plays for Coach Aaron Lines at Western New York Flash where her team was ECNL Ohio Valley Conference Champions in 2021. She also had individual success on her club team as she was named ECNL All-Conference team and ECNL Ohio Valley Player to Watch. On the academic side, she is a member of the National Honor Society and received the Comptroller Award (recognition of outstanding leadership) and the Outstanding Academic Excellence Award.

PERSONAL INFORMATION

Ella is the daughter of Mike and Jodie Rudney and was born on Sept. 30, 2005. She has two sisters, Calli and Kait. Ella is currently undecided.

RUDNEY ON NEBRASKA

"I chose Nebraska because of its commitment to development and the culture that was created by the staff and players. I have always wanted to play in a Power Five Conference, like the Big 10, and as a I stepped on campus, I knew Nebraska was the place for me to live out this dream."



EXHIBITION

**SDSU
JACKRABBITS**

Tuesday, Aug. 8 • 7:05 p.m. (CT)
Barbara Hibner Stadium • Lincoln, Neb.

SERIES HISTORY

Overall Series tied, 0-0-1
Last Meeting 2016 in Lincoln, Neb. (T, 0-0)
First Meeting 2016 in Lincoln, Neb. (T, 0-0)
Nebraska Record at Home 0-0-1
Nebraska Record at South Dakota State ... 0-0-1
Nebraska Record at Neutral Site 0-0-0

2022 SEASON

Overall Record 13-1-5
Summit Record (Place) 7-0-2 (2nd)
NCAA Tournament DNQ

HEAD COACH BROCK TOMPSON

Record at South Dakota State 80-21-17 (9 years)
Career Record 146-70-21

EXHIBITION

**OKLAHOMA
SOONERS**

Friday, Aug. 11 • 7:05 p.m. (CT)
Barbara Hibner Stadium • Lincoln, Neb.

SERIES HISTORY

Overall Nebraska leads, 14-5-2
Last Meeting 2022 in Lincoln, Neb. (W, 2-1)
First Meeting 1996 in Lincoln, Neb. (W, 8-0)
Nebraska Record at Home 8-2-1
Nebraska Record at Oklahoma 6-3-1
Nebraska Record at Neutral Site 0-0-0

2022 SEASON

Overall Record 9-8-3
Big 12 (Place) 3-5-1 (6th)
NCAA Tournament DNQ

HEAD COACH MATT MOTT

Record at Oklahoma 0-0-0 (First year)
Career Record 139-97-32

**CREIGHTON
BLUEJAYS**

Thursday, Aug. 17 • 6:00 p.m. (CT)
Morrison Stadium • Omaha, Neb.

SERIES HISTORY

Overall Nebraska leads, 5-3-1
Last Meeting 2023 in Omaha, Neb. (W, 4-0)
First Meeting 1994 in Lincoln, Neb. (L, 1-3)
Nebraska Record at Home 3-2-1
Nebraska Record at Creighton 2-1-0
Nebraska Record at Neutral Site 0-0-0

2022 SEASON

Overall Record 8-4-8
Big East (Place) 4-3-3 (4th)
NCAA Tournament DNQ

HEAD COACH ROSS PAULE

Record at Creighton 66-70-21 (9 years)
Career Record Same

**BAYLOR
BEARS**

Sunday, Aug. 20 • 1:05 p.m. (CT)
Barbara Hibner Stadium • Lincoln, Neb.

SERIES HISTORY

Overall Nebraska leads, 13-8-3
Last Meeting 2021 in Waco, Tex. (W, 2-1)
First Meeting 1996 in Waco, Tex. (W, 2-1)
Nebraska Record at Home 4-2-3
Nebraska Record at Baylor 5-6-0
Nebraska Record at Neutral Site 4-0-0

2022 SEASON

Overall Record 4-11-2
Big 12 Record (Place) 2-7-0 (9th)
NCAA Tournament DNQ

HEAD COACH MICHELLE LENARD

Record at Baylor 4-11-2 (1 year)
Career Record 204-88-28

**EASTERN WASHINGTON
EAGLES**

Thursday, Aug. 24 • 9:00 p.m. (CT)
EWU Soccer Field • Cheney, Wash.

SERIES HISTORY

Overall First meeting
Last Meeting N/A
First Meeting N/A
Nebraska Record at Home 0-0-0
Nebraska Record at Eastern Washington .. 0-0-0
Nebraska Record at Neutral Site 0-0-0

2022 SEASON

Overall Record 5-8-5
Big Sky Record (Place) 2-3-3 (3rd)
NCAA Tournament DNQ

HEAD COACH MISSY STRASBURG

Record at Eastern Washington 5-8-5 (1 year)
Career Record Same

**GONZAGA
BULLDOGS**

Sunday, Aug. 27 • 3:00 p.m. (CT)
Luger Field • Spokane, WA.

SERIES HISTORY

Overall Gonzaga leads, 1-0-0
Last Meeting 2019 Lincoln, Neb. (L, 1-2)
First Meeting 2019 Lincoln, Neb. (L, 1-2)
Nebraska Record at Home 0-1-0
Nebraska Record at Gonzaga 0-0-0
Nebraska Record at Neutral Site 0-0-0

2022 SEASON

Overall Record 10-3-5
West Coast Record (Place) 5-1-3 (4th)
NCAA Tournament DNQ

HEAD COACH CRAIG SANDERS

Record at Gonzaga 64-29-17 (6 years)
Career Record Same

**MISSOURI
TIGERS**

Thursday, Aug. 31 • 7:05 p.m. (CT)
Barbara Hibner Stadium • Lincoln, Neb.

SERIES HISTORY

Overall Nebraska leads, 20-3-0
Last Meeting 2022, Columbia, MO. (W, 5-0)
First Meeting 1996, Columbia, Mo. (W, 8-2)
Nebraska Record at Home 8-0-0
Nebraska Record at Missouri 8-2-0
Nebraska Record at Neutral Site 4-1-0

2022 SEASON

Overall Record 5-8-4
SEC Record (Place) 2-5-3 (5th)
NCAA Tournament DNQ

HEAD COACH STEFANIE GOLAN

Record at Missouri 5-8-4 (1 year)
Career Record 130-90-38

**KANSAS STATE
WILDCATS**

Sunday, Sept. 3 • 1:00 p.m. (CT)
Buser Family Park • Manhattan, Kan.

SERIES HISTORY

Overall First meeting
Last Meeting N/A
First Meeting N/A
Nebraska Record at Home 0-0-0
Nebraska Record at Kansas State 0-0-0
Nebraska Record at Neutral Site 0-0-0

2022 SEASON

Overall Record 6-10-3
Big 12 Record (Place) 2-5-2 (8th)
NCAA Tournament DNQ

HEAD COACH MIKE DIBBINI

Record at Kansas State 32-74-15 (8 years)
Career Record 297-152-46

**UC DAVIS
AGGIES**

Thursday, Sept. 7 • 7:05 p.m. (CT)
Barbara Hibner Stadium • Lincoln, Neb.

SERIES HISTORY

Overall First meeting
Last Meeting N/A
First Meeting N/A
Nebraska Record at Home 0-0-0
Nebraska Record at UC Davis 0-0-0
Nebraska Record at Neutral Site 0-0-0

2022 SEASON

Overall Record 9-6-4
Big West Record (Place) 6-2-2 (2nd)
NCAA Tournament DNQ

HEAD COACH TRACY HAMM

Record at UC Davis 26-25-4 (4 years)
Career Record 104-65-23

**ST. LOUIS
BILIKENS**

Sunday, Sept. 10 • 1:05 p.m. (CT)
Barbara Hibner Stadium • Lincoln, Neb.

SERIES HISTORY

Overall Series tied, 2-2-0
Last Meeting 2022 in Saint Louis, MO. (L, 1-5)
First Meeting 2007 in Lincoln, Neb. (W, 5-1)
Nebraska Record at Home 2-0-0
Nebraska Record at St. Louis 0-2-0
Nebraska Record at Neutral Site 0-0-0

2022 SEASON

Overall Record 20-2-0
Atlantic 10 Record (Place) 10-0 (1st)
NCAA Tournament First Round

HEAD COACH KATIE SHIELDS

Record at St. Louis 134-56-14 (10 years)
Career Record Same

**WISCONSIN
BADGERS**

Friday, Sept. 15 • 7:05 p.m. (CT)
Barbara Hibner Stadium • Lincoln, Neb.

SERIES HISTORY

Overall Nebraska leads, 6-6-3
Last Meeting 2022 in Madison, Wisco. (L, 1-4)
First Meeting 2002 in Lincoln, Neb. (W, 1-0)
Nebraska Record at Home 3-2-2
Nebraska Record at Wisconsin 3-4-1
Nebraska Record at Neutral Site 0-0-0

2022 SEASON

Overall Record 11-5-3
Big Ten Record (Place) 6-3-1 (3rd)
NCAA Tournament DNQ

HEAD COACH PAULA WILKINS

Record at Wisconsin 179-95-49 (15 years)
Career Record 289-114-111 (21 years)

**OHIO STATE
BUCKEYES**

Thursday, Sept. 21 • 6:00 p.m. (CT)
Jesse Owens Memorial Stadium • Columbus, Ohio

SERIES HISTORY

Overall Nebraska leads, 5-4-3
Last Meeting 2022 in Lincoln, Neb. (W, 4-0)
First Meeting... 2011 in Columbus, Ohio (W, 3-2)
Nebraska Record at Home 3-2-1
Nebraska Record at Ohio State 2-2-2
Nebraska Record at Neutral Site 0-0-0

2022 SEASON

Overall Record 11-6-3
Big Ten Record (Place) 5-3-2 (5th)
NCAA Tournament DNQ

HEAD COACH LORI WALKER-HOCK

Record at Ohio State 282-194-57 (26 years)
Career Record 295-217-58 (28 years)

**PENN STATE
NITTANY LIONS**

Thursday, Sept. 24 • 12:00 p.m. (CT)
Jeffrey Field • University Park, Pa.

SERIES HISTORY

Overall Penn State leads, 6-3-2
Last Meeting 2022 in Lincoln, Neb. (W, 4-2)
First Meeting.. 2011 in University Park, Pa. (L, 4-5)
Nebraska Record at Home 2-3-2
Nebraska Record at Penn State 1-3-0
Nebraska Record at Neutral Site 0-0-0

2022 SEASON

Overall Record 15-5-3
Big Ten Record (Place) 5-3-2 (6th)
NCAA Tournament DNQ

HEAD COACH ERICA DAMBACH

Record at Penn State 258-89-25 (16 years)
Career Record 286-117-28 (20 years)

**RUTGERS
SCARLET KNIGHTS**

Thursday, Sept. 28 • 7:05 p.m. (CT)
Barbara Hibner Stadium • Lincoln, Neb.

SERIES HISTORY

Overall Rutgers leads, 1-0-6
Last Meeting 2021 in Piscataway, N.J. (L, 0-1)
First Meeting.. 2014 in Lincoln, Neb. (T, 1-1, 2OT)
Nebraska Record at Home 0-0-4
Nebraska Record at Rutgers 0-1-2
Nebraska Record at Neutral Site 0-0-0

2022 SEASON

Overall Record 13-5-2
Big Ten Record (Place) 5-3-2 (7th)
NCAA Tournament DNQ

HEAD COACH MIKE O'NEILL

Record at Rutgers 127-37-31 (10 years)
Career Record Same

**NORTHWESTERN
WILDCATS**

Sunday, Oct. 1 • 2:00 p.m. (CT)
Lanny and Sharon Martin Stadium • Evanston, Ill.

SERIES HISTORY

Overall Series tied, 6-6-3
Last Meeting 2022 in Lincoln, Neb. (L, 2-4)
First Meeting 1995 in Lincoln, Neb. (W, 4-0)
Nebraska Record at Home 3-2-2
Nebraska Record at Northwestern 3-4-0
Nebraska Record at Neutral Site 0-0-1

2022 SEASON

Overall Record 16-5-2
Big Ten Record (Place) 7-2-1 (2nd)
NCAA Tournament Third Round

HEAD COACH MICHAEL MOYNIHAN

Record at Northwestern 105-84-28 (11 years)
Career Record 298-168-66 (26 years)

**IOWA
HAWKEYES**

Saturday, Oct. 7 • 1:05 p.m. (CT)
Barbara Hibner Stadium • Lincoln, Neb.

SERIES HISTORY

Overall Nebraska leads, 11-4-1
Last Meeting 2022 in Iowa City, IA. (L, 0-4)
First Meeting 2003 in Lincoln, Neb. (W, 3-0)
Nebraska Record at Home 8-2-0
Nebraska Record at Iowa 2-2-1
Nebraska Record at Neutral Site 1-0-0

2022 SEASON

Overall Record 5-6-7
Big Ten Record (Place) 2-3-6 (9th)
NCAA Tournament DNQ

HEAD COACH DAVE DIANNI

Record at Iowa 85-69-18 (10 years)
Career Record 306-87-36 (19 years)

**MARYLAND
TERRAPINS**

Saturday, Oct. 12 • 7:05 p.m. (CT)
Barbara Hibner Stadium • Lincoln, Neb.

SERIES HISTORY

Overall Nebraska leads, 5-0-1
Last Meeting 2021 in College Park, Md. (T, 0-0 2OT)
First Meeting.. 2014 in Lincoln, Neb. (W, 4-3, OT)
Nebraska Record at Home 4-0-0
Nebraska Record at Maryland 1-0-1
Nebraska Record at Neutral Site 0-0-0

2022 SEASON

Overall Record 4-8-5
Big Ten Record (Place) 3-7-0 (11th)
NCAA Tournament DNQ

HEAD COACH MEGHAN RYAN NEMZER

Record at Maryland 4-8-5 (1 year)
Career Record Same

**MINNESOTA
GOLDEN GOPHERS**

Sunday, Oct. 15 • 1:00 p.m. (CT)
Elizabeth Lyle Robbie Stadium • Minneapolis, Minn.

SERIES HISTORY

Overall Nebraska leads, 9-7-2
Last Meeting 2022 in Lincoln, Neb. (W, 1-0)
First Meeting... 1996 in Lincoln, Neb. (W, 3-2, 4OT)
Nebraska Record at Home 5-3-0
Nebraska Record at Minnesota 3-3-2
Nebraska Record at Neutral Site 1-1-0

2022 SEASON

Overall Record 8-8-3
Big Ten Record (Place) 4-4-2 (8th)
NCAA Tournament DNQ

HEAD COACH ERIN CHASTAIN

Record at Minnesota 16-14-6 (3 years)
Career Record 146-136-44 (16 years)

PURDUE BOILERMAKERS

Thursday, Oct. 19 • 7:05 p.m. (CT)
Barbara Hibner Stadium • Lincoln, Neb.

SERIES HISTORY

Overall Nebraska leads, 8-5-1
Last Meeting 2022 West Lafayette, IN. (T, 1-1)
First Meeting 2000 in Lincoln, Neb. (W, 4-1)
Nebraska Record at Home 5-2-0
Nebraska Record at Purdue 3-3-1
Nebraska Record at Neutral Site 0-0-0

2022 SEASON

Overall Record 3-11-3
Big Ten Record (Place) 0-7-3 (14th)
NCAA Tournament DNQ

HEAD COACH DREW ROFF

Record at Purdue 59-62-19 (8 years)
Career Record 183-129-31 (18 years)

I ILLINOIS FIGHTING ILLINI

Sunday, Oct. 22 • 1:00 p.m. (CT)
Demirjian Park • Champaign, Ill.

SERIES HISTORY

Overall Illinois leads, 8-5-0
Last Meeting 2022 in Lincoln, Neb. (W, 3-1)
First Meeting 2004 in Champaign, Ill. (L, 1-2)
Nebraska Record at Home 3-3-0
Nebraska Record at Illinois 2-5-0
Nebraska Record at Neutral Site 0-0-0

2022 SEASON

Overall Record 7-7-4
Big Ten Record (Place) 2-5-3 (10th)
NCAA Tournament DNQ

HEAD COACH JANET RAYFIELD

Record at Illinois 220-167-40 (21 years)
Career Record 258-231-51 (27 years)



OTHER BIG TEN TEAMS

M MICHIGAN WOLVERINES

SERIES HISTORY

Overall Michigan leads, 10-2-3
Last Meeting 2022 in Ann Arbor, MI. (W, 1-0)
First Meeting 1994 in Austin, Texas (L, 0-2)
Nebraska Record at Home 1-5-1
Nebraska Record at Michigan 1-4-1
Nebraska Record at Neutral Site 0-1-1

2022 SEASON

Overall Record 7-8-3
Big Ten Record (Place) 2-6-2 (12th)
NCAA Tournament DNQ

HEAD COACH JENNIFER KLEIN

Record at Michigan 56-30-11 (4 years)
Career Record 75-49-15 (6 years)

Ψ INDIANA HOOSIERS

SERIES HISTORY

Overall Nebraska leads, 9-1-1
Last Meeting 2022 in Bloomington, Ind. (W, 2-0)
First Meeting 2010 in Bloomington, Ind. (W, 3-1)
Nebraska Record at Home 5-0-0
Nebraska Record at Indiana 3-1-1
Nebraska Record at Neutral Site 1-0-0

2022 SEASON

Overall Record 3-7-7
Big Ten Record (Place) 1-7-2 (13th)
NCAA Tournament DNQ

HEAD COACH ERWIN VAN BENNEKOM

Record at Indiana 26-26-14 (4 years)
Career Record Same

SP MICHIGAN STATE SPARTANS

SERIES HISTORY

Overall Michigan State leads, 5-4-2
Last Meeting 2022 in Columbus, Ohio. (L, 1-2)
First Meeting 2011 in Lincoln, Neb. (L, 0-1)
Nebraska Record at Home 3-1-1
Nebraska Record at Michigan State 1-3-1
Nebraska Record at Neutral Site 0-1-0

2022 SEASON

Overall Record 17-3-3
Big Ten Record (Place) 9-0-1 (1st)
NCAA Tournament Second Round

HEAD COACH JEFF HOSLER

Record at Michigan State 27-8-6 (2 years)
Career Record 90-10-8 (8 years)

BIG TEN TOURNAMENT

BIG TEN QUARTERFINALS

Sunday, Oct. 29
Campus sites of top four seeds

BIG TEN SEMIFINALS

Thursday, Nov. 2
Site TBA

BIG TEN FINAL

Sunday, Nov. 5
Site TBA

NCAA TOURNAMENT

NCAA FIRST ROUND

Friday, Nov. 10 - Sunday, Nov. 12
Campus sites

NCAA SECOND ROUND

Friday, Nov. 17
Campus sites

NCAA THIRD ROUND

Sunday, Nov. 19
Campus sites

NCAA QUARTERFINALS

Friday, Nov. 24 - Saturday, Nov. 25
Campus sites

COLLEGE CUP SEMIFINALS

Friday, Dec. 1
Cary, N.C. (WakeMed Soccer Park)

COLLEGE CUP FINAL

Sunday, Dec. 3
Cary, N.C. (WakeMed Soccer Park)



Date	Opponent (Rank)	Result	Shots	SOG	Saves	Corners	NU Goals	NU Assists	Attendance
			NU/Opp	NU/Opp	NU/Opp	NU/Opp			
Aug. 7	at Omaha (exh.)	0-0	15/11	2/4	4/2	5/7	--	--	1,252
Aug. 12	vs. Tulsa (exh.)	2-0	31/8	12/2	2/10	6/1	BELZILE, Dale	Zade	775
Aug. 18	vs. SDSU	1-2	24/11	8/9	7/7	8/1	Weber	Clark	679
Aug. 21	vs. Oklahoma	2-1	22/7	12/3	2/10	7/0	Dale, WAITE	Schwarz, Raabe, Schwarz	917
Aug. 25	vs. Arizona	1-1	10/8	4/5	3/4	6/1	Team	--	675
Aug. 28	vs. Weber St.	3-1	19/9	6/3	2/3	11/2	Weber, PETERSON, Raabe	Anglim, Belzile, Weber	788
Sept. 1	vs. Portland	0-2	12/6	6/4	2/6	4/1	--	--	572
Sept. 4	at St. Louis	1-5	11/19	4/11	6/3	1/7	Weber	Belzile	589
Sept. 8	vs. NC State	0-0	17/5	2/0	0/2	3/3	--	--	750
Sept. 11	vs. USC	1-1	16/17	3/9	8/2	1/3	Schwarz	Weber, Dale	847
Sept. 16	vs. Minnesota*	1-0	13/7	5/2	2/4	5/3	WEBER	Lane, Peterson	1,456
Sept. 22	vs. #9 Northwestern*	2-4	14/12	10/7	3/8	6/3	Raabe, Schwarz	Anglim	719
Sept. 25	at Michigan*	1-0	18/8	6/4	4/5	9/2	WEBER	--	1,140
Sept. 29	at Purdue*	1-1	21/9	6/3	2/5	4/3	Proski	Peterson	449
Oct. 2	at Indiana*	2-0	13/13	3/3	3/1	6/5	DALE, Weber	Dale	302
Oct. 8	vs. #16 Ohio St.*	2-2	16/11	7/4	2/5	6/2	Dale, Weber	Raabe, Zade, Schwarz, Belzile	1,095
Oct. 13	vs. Illinois*	3-1	24/6	11/4	3/8	8/1	Weber, BELZILE, Dale	Raabe, Zade, Weber, Belzile	955
Oct. 16	at Iowa*	0-4	7/20	5/8	4/5	4/8	--	--	404
Oct. 20	vs. #24 Penn St.*	4-2	10/19	8/17	15/4	5/10	Belzile (2), WEBER, Lane	Anglim, Weber, Raabe	1,142
Oct. 23	at Wisconsin*	1-4	13/12	5/6	2/4	2/4	Anglim	--	748
Big Ten Tournament							Weber, Belzile, Peterson		
Oct. 30	vs. #25 Ohio St.	4-0	14/17	7/7	7/3	3/13	DALE (2), Schwarz, Weber	Anglim, Proski	1,519
Nov. 3	vs. #6 Michigan St.	1-2	13/9	6/6	4/5	5/3	Dale	Zade	--
Totals	19 games	8-7-5	283/225	124/115	82/94	104/75	40	232	15,821

Home games in **bold** at Hibner Stadium.

GAME-WINNING GOAL.

Game-winning assists.

*--Big Ten game.

Game Records

Overall	Conference	Home	Away	Neutral
8 - 7 - 5	5 - 3 - 2	6 - 3 - 4	2 - 3 - 1	0 - 1 - 0

Team Box Score

No.	Player	GP-GS	MIN	G	A	PTS	SH	SH%	SOG	SOG%	YC	RC	GWG	PK-ATT	FG	OT	HAT	GTG	FOUL
42	Weber, Sarah	20-20	1742	10	5	25	81	.123	28	.346	4	0	3	0-0	3	0	0	1	33
9	Dale, Eleanor	18-17	1474	7	2	16	65	.108	32	.492	3	0	2	1-1	2	0	0	0	30
10	Belzile, Florence	20-14	1170	3	5	11	29	.103	10	.345	0	0	1	0-0	1	0	0	0	19
6	Schwarz, Abbey	20-16	1248	3	3	9	27	.111	13	.481	3	0	0	0-0	1	0	0	0	20
7	Raabe, Reagan	17-17	1432	2	4	8	37	.054	12	.324	1	0	0	0-0	1	0	0	0	23
21	Anglim, Lauryn	20-20	1796	1	4	6	4	.250	2	.500	1	0	0	0-0	1	0	0	0	7
2	Peterson, Haley	20-20	1566	1	3	5	13	.077	3	.231	0	0	1	0-0	0	0	0	0	20
23	Lane, Gwen	20-20	1585	1	1	3	12	.083	7	.583	1	0	0	0-0	0	0	0	0	12
20	Prososki, Emma	19-0	443	1	1	3	6	.167	4	.667	1	0	0	0-0	0	0	0	1	2
37	Zade, Jordan	20-20	1450	0	3	3	6	.000	4	.667	0	0	0	0-0	0	0	0	0	20
11	Waite, Sadie	19-15	1267	1	0	2	14	.071	2	.143	1	0	1	0-0	0	0	0	0	19
16	Clark, Audra	8-0	104	0	1	1	1	.000	1	1.000	0	0	0	0-0	0	0	0	0	2
17	Popoola, Marissa	20-2	498	0	0	0	4	.000	2	.500	1	0	0	0-0	0	0	0	0	6
4	Hauk, Nicola	20-19	1700	0	0	0	4	.000	2	.500	0	0	0	0-0	0	0	0	0	7
48	Altman, Maggie	15-0	203	0	0	0	3	.000	2	.667	1	0	0	0-0	0	0	0	0	8
74	Hill, Briley	12-0	331	0	0	0	1	.000	0	.000	1	0	0	0-0	0	0	0	0	2
91	Hauk, Samantha	20-20	1800	0	0	0	0	.000	0	.000	1	0	0	0-0	0	0	0	0	2
Total		20	-	31	32	94	307	.101	124	.404	19	0	-	1-1	9	0	0	-	232
Opponents		20	-	33	26	92	226	.146	116	.513	13	0	-	2-2	10	0	0	-	237

			Goal Average			Saves		Record			
No.	Goalie	GP-GS	MINS	GA	GA AVG	SAVES	PCT	W	L	T	SHO/CBO
91	Hauk, Samantha	20-20	1800:00	33	1.65	77	.700	8	7	5	5/0
TM	TEAM	-	00:00	0	0.00	7	1.000	0	0	0	0/0
Total		20	1800:00	33	1.65	84	.718	8	7	5	5
Opponents		20	1800:00	31	1.55	94	.752	7	8	5	3

Goals by Periods

Team	1st	2nd	OT1	OT2	TOTAL
Nebr	16	15	0	0	31
Opponents	18	15	0	0	33

Corners by Periods

Team	1st	2nd	OT1	OT2	TOTAL
Nebr	54	50	0	0	104
Opponents	33	42	0	0	75

Shots by Periods

Team	1st	2nd	OT1	OT2	TOTAL
Nebr	162	145	0	0	307
Opponents	100	126	0	0	226

Fouls by Periods

Team	1st	2nd	OT1	OT2	TOTAL
Nebr	129	103	0	0	232
Opponents	112	125	0	0	237

Saves by Periods

Team	1st	2nd	OT1	OT2	TOTAL
Nebr	37	47	0	0	84
Opponents	46	48	0	0	94

Attendance Summary

	NEBR	Opponents
Total	12124	3632
Dates/Avg Per Date	13 / 933	6 / 605
Neutral Site #/Avg	1 / 327	

BIG TEN REGULAR SEASON STANDINGS

Team	Conf.	Pct.	Pts.	Home	Away	Overall	Pct.
Michigan State [^] *	9-0-1	.950	28	4-0-1	5-0	17-3-3	.804
Northwestern*	7-2-1	.750	22	2-2-1	5-0	16-5-2	.739
Wisconsin	6-3-1	.650	19	4-0-1	2-3	11-5-3	.658
Nebraska	5-3-2	.600	17	3-1-1	2-2-1	8-7-5	.525
Ohio State*	5-3-2	.600	17	3-2	2-1-2	11-6-3	.625
Penn State [#] *	5-3-2	.600	17	4-1	1-2-2	15-5-3	.717
Rutgers*	5-3-2	.600	17	4-0-1	1-3-1	13-5-2	.700
Minnesota	4-4-2	.500	14	3-2	1-2-2	8-8-3	.500
Iowa	2-3-5	.450	11	1-1-3	1-2-2	5-6-7	.472
Illinois	2-5-3	.350	9	0-3-2	2-2-1	7-7-4	.500
Maryland	3-7	.300	9	1-4	2-3	4-8-5	.382
Michigan	2-6-2	.300	8	1-3-1	1-3-1	7-8-3	.472
Indiana	1-7-2	.200	5	0-3-2	1-4	3-7-7	.382
Purdue	0-7-3	.150	3	0-4-1	0-3-2	3-11-3	.265

* - denotes NCAA Tournament qualifier

[^] - Big Ten regular-season champion

- Big Ten Tournament champion

BIG TEN TOURNAMENT RESULTS

SEMIFINALS

Thursday, Nov. 3 • Columbus, Ohio (Lower.com Field)

Michigan State 2, Nebraska 1

Penn State 2, Northwestern 0

CHAMPIONSHIP

Sunday, Nov. 6 • Columbus, Ohio (Lower.com Field)

Penn State 3, Michigan State 2

2022 NCAA TOURNAMENT




*Host institution for preliminary round games.
#Home team
All game times are Eastern standard time.

© 2021 National Collegiate Athletic Association. No commercial use without the NCAA's written permission.
The NCAA opposes all forms of sports wagering.





Kari Uppinghouse, MF
First Team, 1996



Lindsay Eddleman, F
Second Team, 1996



Rebecca Hornbacher, GK
Third Team, 1996

UNITED SOCCER COACHES ALL-AMERICANS

Thirteen Huskers have earned 19 All-America awards from the United Soccer Coaches (formerly the NSCAA) in the past 27 seasons.

Jaycie Johnson became Nebraska's most recent All-American, making the third team in 2016. She led the team in goals scored (11), points (24) and game-winning goals (6) during the 2016 campaign.

Midfielder Kari Uppinghouse was Nebraska's first first-team All-American in 1996. Uppinghouse provided a dominant physical presence in the midfield while leading the Huskers to their first NCAA Tournament and a 23-game winning streak as a junior in 1996. Two other Huskers, Lindsay Eddleman – who became Nebraska's first freshman to earn All-America honors – and goalkeeper Rebecca Hornbacher, joined Uppinghouse as All-Americans in 1996.

In 1998, three Huskers earned All-America honors, including Sharolta Nonen, who became the first Nebraska player to become a two-time All-American. Isabelle Morneau and Kim Engesser also added the first honors of their careers.

In 1999, Morneau claimed her second straight second-team award, while Nonen became the first Husker to be a three-time All-American.

Jenny Benson earned first-team All-America honors as a senior defender in 2000, after moving from the midfield in the spring. Midfielder Meghan Anderson also earned first-team honors, while forward Christine Latham, the Big 12 Player of the Year, nabbed second-team honors.

Latham scored a conference-high 46 points on 18 goals and 10 assists to earn third-team honors in 2001. She was also named to the third team in 2002, after scoring 35 points on 16 goals and three assists.

Brittany Timko earned third-team All-America honors in 2004 and 2005. A three-time Big 12 Player of the Year, Timko finished the 2004 season with 15 goals, 13 assists and 43 points. In 2005, Timko set a Big 12-record with 21 assists and added 11 goals for a total of 43 points for the second consecutive season.

In 2010, Morgan Marlborough earned second-team honors after an 18-goal, 12-assist campaign. The two-time Big 12 Offensive Player of the Year ranked second nationally with 48 points.

In 2013, Ari Romero earned second-team accolades as she led the back line to eight shutouts while powering Nebraska to Big Ten regular-season and tournament titles.



Sharolta Nonen, D
Third Team, 1997
Second Team, 1998
First Team, 1999



Kim Engesser, F
Third Team, 1998



Isabelle Morneau, D
Second Team, 1998
Second Team, 1999



Meghan Anderson, MF
First Team, 2000



Jenny Benson, D
First Team, 2000



Christine Latham, F
Second Team, 2000
Third Team, 2001
Third Team, 2002



Brittany Timko, MF
Third Team, 2004
Third Team, 2005



Morgan Marlborough, F
Second Team, 2010



Ari Romero, D
Second Team, 2013



Jaycie Johnson, F
Third Team, 2016

SOCCKER AMERICA

Freshman All-Americans (3)

Jaycie Johnson, F, 2013
Morgan Marlborough, F, 2009
Lindsay Eddleman, F, 1996

SOCCKER BUZZ

Freshman All-Americans (4)

Lindsay Eddleman, first team, F, 1996
Jenny Benson, third team, MF, 1996
Sharolta Nonen, third team, D, 1996
Isabelle Morneau, third team, F, 1996

UNITED SOCCER COACHES

ALL-REGION

(All Teams: 60; First Team: 34)

2022
Sarah Weber, second team, F

2018
Sinclair Miramontez, first team, D

2017
Sinclair Miramontez, second team, D
Haley Hanson, second team, MF

2016
Jaycie Johnson, first team, F
Sydney Miramontez, third team, MF

2013
Ari Romero, first team, D
Emma Stevens, first team, GK
Jaycie Johnson, second team, F
Jordan Jackson, second team, MF

2010
Morgan Marlborough, first team, F
Jordan Jackson, third team, MF

2009
Morgan Marlborough, first team, F
Carly Peetz, second team, D

2008
Carly Peetz, third team, D
Aysha Jamani, third team, MF

2006
Brittany Timko, first team, F

2004
Brittany Timko, first team, MF
Nikki Baker, second team, F

2003
Jenna Cooper, third team, D

2002
Christine Latham, first team, F
Breanna Boyd, second team, D

2001
Meghan Anderson, first team, MF
Christine Latham, first team, F
Breanna Boyd, first team, D

2000
Karina LeBlanc, first team, GK
Jenny Benson, first team, D
Breanna Boyd, first team, D
Meghan Anderson, first team, MF
Christine Latham, first team, F

1999

Isabelle Morneau, first team, D
Sharolta Nonen, first team, D
Amy Walsh, first team, MF
Meghan Anderson, first team, MF
Lindsay Eddleman, second team, F
Jenny Benson, second team, MF

1998
Kim Engesser, first team, F
Isabelle Morneau, first team, D
Sharolta Nonen, first team, D
Amy Walsh, second team, MF
Meghan Anderson, third team, MF
Lindsay Eddleman, third team, F

1997
Kim Engesser, first team, F
Tanya Franck, first team, D
Sharolta Nonen, first team, D
Kari Uppinghouse, first team, MF
Jenny Benson, second team, MF
Rebecca Hornbacher, second team, GK

1996
Jenny Benson, first team, MF
Lindsay Eddleman, first team, F
Rebecca Hornbacher, first team, GK
Isabelle Morneau, first team, F
Kari Uppinghouse, first team, MF
Heather Brown, second team, D
Kristen Gay, second team, MF
Becky Hogan, third team, F
Sharolta Nonen, third team, D

1995
Kari Uppinghouse, first team, MF
Heather Brown, second team, D
Tanya Wright, third team, MF

BIG TEN PLAYER OF THE YEAR

Ari Romero, D, 2013 (Defender of the Year)
Jordan Jackson, MF, 2013 (Midfielder of the Year)

BIG 12 PLAYER OF THE YEAR

Morgan Marlborough, F, 2009, 2010
Brittany Timko, F, 2004, 2005, 2006*
(co-player of the year)
Christine Latham, F, 2000, 2001
Sharolta Nonen, D, 1999
Kim Engesser, F, 1998
Kari Uppinghouse, MF, 1996*
(co-player of the year)

BIG 12 ROOKIE OF THE YEAR

Morgan Marlborough, F, 2009

ALL-BIG TEN CONFERENCE

(All Teams: 34; First Team: 7)

2022
Sarah Weber, first team, F
Eleanor Dale, third team, F
Reagan Raabe, third team, MF
Lauryn Anglim, all-freshman team, D

2021
Reagan Raabe, third team, MF
Sarah Weber, all-freshman team, F

2019
Sinclair Miramontez, second team, D
Brenna Ochoa, second team, MF

2018
Sinclair Miramontez, first team, D
Faith Carter, second team, F
Savanah Uveges, third team, MF

Kenzie Coons, all-freshman, MF

2017
Sinclair Miramontez, first team, D
Haley Hanson, second team, MF
Meg Brandt, third team, F
Aubrey Corder, third team, GK

2016
Jaycie Johnson, first team, F
Caroline Flynn, second team, MF
Sydney Miramontez, second team, D
Haley Hanson, third team, MF
Meg Brandt, all-freshman, F
Sinclair Miramontez, all-freshman, D

2015
Jaylyn Odermann, second team, D

2014
Mayme Conroy, second team, F

2013
Ari Romero, first team, D
Jordan Jackson, first team, MF
Emma Stevens, second team, GK
Jaycie Johnson, second team, F
Sydney Miramontez, all-freshman, MF

2012
Mayme Conroy, second team, F
Ari Romero, second team, D
Jaylyn Odermann, all-freshman, D

2011
Morgan Marlborough, first team, F
Jordan Jackson, second team, MF

BIG TEN SPORTSMANSHIP AWARD

2021 Olivia Brown
2020-21 Theresa Pujado
2019 Brenna Ochoa
2018 Michaela Loebel
2017 Emilee Cincotta
2016 Amanda McClanahan
2015 Alli Peterson
2014 Samantha Areman
2013 Hannah Dittmar
2012 Bri Badje
2011 Stacy Bartels

ALL-BIG 12 CONFERENCE

(All Teams: 70; First Team: 44)

2010
Morgan Marlborough, first team, F
Jordan Jackson, first team, MF

2009
Morgan Marlborough, first team, F
Carly Peetz, first team, D
Molly Thomas, second team, F

2008
Aysha Jamani, first team, MF
Carly Peetz, second team, D
Molly Thomas, all-newcomer team, F

2006
Brittany Timko, first team, F
Tanya Dennis, second team, D
Aysha Jamani, second team, F
Carly Peetz, all-newcomer team, D

2005
Sasha Andrews, first team, D
Aysha Jamani, second team, F
Brittany Timko, first team, F

Aysa Jamani, all-newcomer team, F

2004

Sasha Andrews, first team, D
Tanya Dennis, first team, D
Brittany Timko, first team, F
Sasha Andrews, all-newcomer team, D

2003

Jenna Cooper, first team, D
Jessie Bruch, all-newcomer team, MF

2002

Christine Latham, first team, F
Breanna Boyd, first team, D
Nikki Baker, all-newcomer team, F
Katie Bunkers, all-newcomer team, D
Pam Karakusis, all-newcomer team, D

2001

Meghan Anderson, first team, MF
Christine Latham, first team, F
Erin Miller, second team, GK
Kori Saunders, second team, F
Jenna Cooper, all-newcomer team, D

2000

Breanna Boyd, first team, D
Jenny Benson, first team, D
Meghan Anderson, first team, MF
Christine Latham, first team, F
Karina LeBlanc, second team, GK
Christine Gluck, second team, D
Kori Saunders, second team, MF
Kelly Rheem, second team, F

1999

Meghan Anderson, first team, MF
Jenny Benson, first team, MF
Lindsay Eddleman, first team, F
Isabelle Morneau, first team, D
Sharolta Nonen, first team, D
Amy Walsh, first team, MF
Christine Latham, second team, F
Kelly Rheem, second team, F

1998

Lindsay Eddleman, first team, F
Kim Engesser, first team, F
Becky Hogan, first team, MF
Isabelle Morneau, first team, D
Sharolta Nonen, first team, D
Amy Walsh, first team, MF
Meghan Anderson, second team, MF

1997

Jenny Benson, first team, MF
Lindsay Eddleman, first team, F
Kim Engesser, first team, F
Tanya Franck, first team, D
Isabelle Morneau, first team, MF
Sharolta Nonen, first team, D
Kari Uppinghouse, first team, MF
Rebecca Hornbacher, second team, GK

1996

Jenny Benson, first team, MF
Lindsay Eddleman, first team, F
Isabelle Morneau, first team, F
Kari Uppinghouse, first team, MF
Stephanie Vacek, first team, D
Kristen Gay, second team, MF
Rebecca Hornbacher, second team, GK

ALL-BIG TEN TOURNAMENT (6)

2022

Eleanor Dale, F

2018

Meg Brandt, MF

2016

Sydney Miramontez, MF

2013

Jordan Jackson, MF
Jaycie Johnson, F (Offensive Player of the Tournament)
Ari Romero, D (Defensive Player of the Tournament)

2012

Maritza Hayes, D

ALL-BIG 12 TOURNAMENT (33)

2010

Morgan Marlborough, F
Jordan Jackson, F

2005

Jessie Bruch, MF
Brittany Timko, F

2002

Erin Miller, GK
Christy Harms, D (Defensive MVP)
Jenna Cooper, D
Katie Bunkers, D
Christine Latham, F (Offensive MVP)

2001

Meghan Anderson, MF
Kori Saunders, MF
Christine Latham, F

2000

Jenny Benson, D
Meghan Anderson, MF
Christine Latham, F
Christy Harms, F

1999

Meghan Anderson, MF
Jenny Benson, MF
Christine Gluck, D
Isabelle Morneau, D
Sharolta Nonen, D (Defensive MVP)

1998

Lindsay Eddleman, F
Becky Hogan, MF
Isabelle Morneau, D (Defensive MVP)
Sharolta Nonen, D

1997

Jenny Benson, MF
Kim Engesser, F
Sharolta Nonen, D
Kari Uppinghouse, MF

1996

Jenny Benson, MF
Rebecca Hornbacher, GK
Isabelle Morneau, F
Kari Uppinghouse, MF

CoSIDA ACADEMIC ALL-AMERICA (5)

2016

Caroline Flynn, first team, F

2010

Morgan Marlborough, third team, F

2009

Shay Powell, second team, F

2001

Meghan Anderson, second team, MF

Shannon Tanaka, second team, MF

UNITED SOCCER COACHES SCHOLAR ALL-AMERICA (2)

2013

Jordan Jackson, third team, MF

2002

Breanna Boyd, first team, D

ACADEMIC ALL-BIG TEN (165)

2022

Maggie Altman, D/MF
Florence Belzile, MF.
Audra Clark, MF/F
Eleanor Dale, F
Sami Hauk, GK
Gwen Lane, D/MF
Haley Peterson, MF
Marisssa Popoola, D/MF
Reagan Raabe, MF/F
Abbey Schwarz, F
Katie Stoneburner, MF
Cece Villa, GK
Sarah Weber, F
Jordan Zade, D/MF

2021

Kathleen Aitchison, M
Grace Brown, D
Olivia Brown, D
Alicia Cardenas, MF/F
Dakota Chan, MF/F
Audra Clark, F
Natalie Cooke, F
Kenzie Coons, MF
Eleanor Dale, F
Gwen Lane, F
Adriana Maldonado, F/MF
Kayla Mostowich, MF/D
Marissa Popoola, F
Theresa Pujado, MF/D
Reagan Raabe, MF
Makinzie Short, GK
Katie Stoneburner, D
Allison Ulness, MF/D
Elana Webber, MF
Hannah Young, MF
Ashley Zugay, MF/D

2020-21

Kathleen Aitchison, M
Grace Brown, D
Olivia Brown, D
Alicia Cardenas, MF/F
Dakota Chan, MF/F
Natalie Cooke, F
Kenzie Coons, MF
Kate Leachman, F
Adriana Maldonado, F/MF
Kayla Mostowich, MF/D
Marissa Popoola, F
Theresa Pujado, MF/D
Allison Ulness, MF/D
Hannah Young, MF
Ashley Zugay, MF/D

2019

Grace Brown, D
Olivia Brown, D
Dakota Chan, MF/F
Natalie Cooke, F
Kenzie Coons, MF
Aubrei Corder, GK

Kate Leachman, F
Adriana Maldonado, F/MF
Hannah McKinney, F
Sinclair Miramontez, D
Kayla Mostowich, MF/D
Brenna Ochoa, MF/F
Theresa Pujado, MF
Sarah Thrush, F
Allison Ulness, MF
Savanah Uveges, F/MF
Hannah Young, MF
Ashley Zugay, MF/D

2018

Meg Brandt, MF
Grace Brown, D
Caroline Buelt, D
Natalie Cooke, F
Aubrei Corder, GK
Mayte Corral, GK
Hannah McKinney, F
Sinclair Miramontez, D
Brenna Ochoa, MF
Theresa Pujado, MF
Lauren Smith, GK
Sarah Thrush, F
Allison Ulness, MF
Savanah Uveges, MF

2017

Meg Brandt, F
Caroline Buelt, D
Emilee Cincotta, MF
Aubrei Corder, GK
Mayte Corral, GK
Haley Hanson, MF
Amanda Hilton, MF
Amanda McClanahan, F
Hannah McKinney, F
Sinclair Miramontez, D
Brenna Ochoa, F
Alli Peterson, D
Alexis Rienks, D
Lauren Smith, GK
Savanah Uveges, F

2016

Caroline Buelt, D
Emilee Cincotta, MF
Courtney Claassen, MF
Caroline Flynn, F
Haley Hanson, MF
Lindsay Hargreaves, D
Amanda Hilton, MF
Amanda McClanahan, F
Sydney Miramontez, MF
Emily O'Neal, D
Alli Peterson, D

2015

Lia Baldo, F
Brooks Brennan, D
Courtney Claassen, MF
Caroline Flynn, F
Haley Hanson, MF
Amanda Hilton, MF
Erika Johnson, GK
Katie Kraeutner, F
Sydney Miramontez, MF
Jaylyn Odermann, D
Alli Peterson, D

2014

Samantha Areman, D
Jourden Casey, D
Courtney Claassen, MF
Mayme Conroy, F
Caroline Flynn, MF
Caroline Gray, MF
Katie Kraeutner, F

Sydney Miramontez, MF
Jaylyn Odermann, D
Kelly Schatz, GK

2013

Samantha Areman, D
Stacy Bartels, MF
Jourden Casey, D
Mayme Conroy, F
Hannah Dittmar, MF
Alyssa Flannery, MF
Caroline Flynn, MF
Karlee Gansebom, D
Kylie Greischar, D
Maritza Hayes, D
Jordan Jackson, MF
Katie Kraeutner, MF
Jaylyn Odermann, D
Emma Stevens, GK

2012

Samantha Areman, MF
Bri Badje, D
Stacy Bartels, F
Jourden Casey, D
Hannah Dittmar, MF
Kylie Greischar, D
Maritza Hayes, D
Jordan Jackson, F
Emma Stevens, GK
Amy Swearer, GK

2011

Bri Badje, D
Stacy Bartels, F
Hannah Dittmar, MF
Michaela Fulmer, F
Katie Goetzmann, D
Maritza Hayes, MF
Ashley Hick, MF
Jordan Jackson, F
Morgan Marlborough, F
Blair Slapper, D
Emma Stevens, GK
Amy Swearer, GK

ACADEMIC ALL-BIG 12

(All Teams: 119; First Team: 104)

2010

Alexa Cardona, first team, F
Colleen Goetzmann, first team, MF
Katie Goetzmann, first team, D
Jordan Jackson, first team, MF
Morgan Marlborough, first team, F
Jessica Mills, first team, GK
Emma Stevens, first team, GK
Jaclyn White, first team, F
Anna White, first team, MF
Michaela Fulmer, second team, F
Blair Slapper, second team, D

2009

Julie Berkshire, first team, MF
Anna Caniglia, first team, MF
Alexa Cardona, first team, F
Shannon Dickerson, first team, MF
Katie Goetzmann, first team, D
Lauren Isenhower, first team, F
Brittney Lanier, first team, MF
Jessica Mills, first team, GK
Carly Peetz, first team, D
Shay Powell, first team, F
Anna White, first team, MF
Jaclyn White, first team, F
Michaela Fulmer, second team, F
Blair Slapper, second team, D

2008

Anna Caniglia, first team, D

Michaela Fulmer, first team, F
Colleen Goetzmann, first team, MF
Katie Goetzmann, first team, MF
Selenia Iacchelli, first team, MF
Aysha Jamani, first team, MF
Brittney Lanier, first team, MF
Carly Peetz, first team, D
Brittany Pfeil, first team, GK
Lindsay Poehling, first team, D
Shay Powell, first team, F
Sari Raber, first team, MF
Blair Slapper, first team, D
Anna White, first team, MF
Lauren Isenhower, second team, MF

2007

Anna Caniglia, first team, D
Selenia Iacchelli, first team, MF
Brittney Lanier, first team, F
Carly Peetz, first team, D
Lindsay Poehling, first team, D
Shay Powell, first team, F
Sari Raber, first team, MF
Jessie Bruch, second team, MF
Abby Penas, second team, D

2006

Jessie Goodell, first team, F
Selenia Iacchelli, first team, MF
McKensie Kirchner, first team, MF
Ali Lokanc, first team, MF
Lindsay Poehling, first team, D
Sari Raber, first team, MF
Tanya Dennis, second team, D

2005

Katie Bunkers, first team, D
Vern Fitzgerald, first team, MF
Meghan Hungerford, first team, F
Abby Penas, second team, D

2004

Sasha Andrews, first team, D
Katie Bunkers, first team, D
Lindsey Ingram, first team, MF
Vern Fitzgerald, second team, MF
Kari Hogan, second team, F

2003

Katie Bunkers, first team, D
Christy Harms, first team, D
Lindsey Ingram, first team, MF
Pam Karakusis, first team, D
Amber Richardson, first team, MF

2002

Breanna Boyd, first team, D
Leah Lamale, first team, F
Christy Harms, first team, D
Kelly Haxton, first team, D
Paige Phillips, first team, MF
Helen Fox, first team, F
Lindsey Ingram, first team, MF
Erin Miller, first team, GK

2001

Meghan Anderson, first team, MF
Breanna Boyd, first team, D
Lindsey Greenwood, first team, MF
Kelly Haxton, first team, F
Erin Miller, first team, GK
Paige Phillips, first team, MF
Becky Preston, first team, D
Kelly Rheem, first team, F
Kori Saunders, first team, F
Shannon Tanaka, first team, MF
Danica Carey, second team, MF
Christy Harms, second team, F

2000

Meghan Anderson, first team, MF
Breanna Boyd, first team, D
Danica Carey, first team, F
Karina LeBlanc, first team, GK
Paige Phillips, first team, MF
Becky Preston, first team, F
Kelly Rheem, first team, F
Shannon Tanaka, first team, MF
Lauren Tatum, first team, F
Najah Williams, first team, F

1999

Meghan Anderson, first team, MF
Karina LeBlanc, first team, GK
Isabelle Morneau, first team, D
Becky Preston, first team, F
Kelly Rheem, first team, F
Shannon Tanaka, first team, F
Lauren Tatum, first team, F
Amy Walsh, first team, MF

1998

Kim Engesser, first team, F
Karina LeBlanc, first team, GK
Isabelle Morneau, first team, D
Sandy Smith, first team, MF
Lauren Tatum, first team, F
Amy Walsh, honorable mention, MF

1997

Heather Brown, first team, D
Tanya Franck, first team, D
Rebecca Hornbacher, first team, GK
Isabelle Morneau, first team, MF
Lynne Officer, first team, D
Sandy Smith, first team, MF
Stephanie Vacek, honorable mention, D

1996

Heather Brown, first team, D
Lynne Officer, first team, D
Kim Ratliff, first team, F
Sandy Smith, first team, MF
Stephanie Vacek, first team, D
Tanya Franck, honorable mention, D
Rebecca Hornbacher, honorable mention, GK

BIG EIGHT ACADEMIC HONOR ROLL

1995-96

Heather Brown, D
Tanya Franck, D
Lynne Officer, D
Kim Ratliff, F
Brenda Sieczkowski, D
Sandy Smith, MF
Stephanie Vacek, D

HUSKER PLAYER AWARDS

Most Valuable Player

2005 - Sasha Andrews/Brittany Timko
2004 - Brittany Timko
2003 - Jenna Cooper
2002 - Christine Latham
2001 - Meghan Anderson
2000 - Jenny Benson
1999 - Sharolta Nonen
1998 - Kim Engesser
1997 - Jenny Benson
1996 - Kari Uppinghouse
1995 - Heather Brown/Kari Uppinghouse
1994 - Brenda Sieczkowski

Jenna Cooper Award

2005 - Katie Bunkers
2004 - Jenna Cooper

Inspiration Award

2003 - Christy Harms

2002 - Leah Lamale
2001 - Meghan Anderson
2000 - Christine Gluck
1999 - Amy Walsh
1998 - Heather Brown
1997 - Tanya Franck
1996 - Tanya Wright
1995 - Tanya Franck
1994 - Jamie Riley

Aerobic Power Award

2004 - Abby Penas
2003 - Christy Harms
2002 - Christy Harms
2001 - Christy Harms
2000 - Christy Harms
1999 - Amy Walsh
1998 - Amy Walsh
1997 - Becky Hogan
1996 - Becky Hogan
1995 - Sandy Smith
1994 - Stephanie Vacek

Top Point Getter Award

2011 - Morgan Marlborough
2010 - Morgan Marlborough
2009 - Morgan Marlborough
2008 - Shay Powell
2007 - Shay Powell
2006 - Brittany Timko
2005 - Brittany Timko
2004 - Brittany Timko
2003 - Jessie Bruch
2002 - Christine Latham
2001 - Christine Latham
2000 - Christine Latham
1999 - Meghan Anderson
1998 - Kim Engesser
1997 - Kim Engesser
1996 - Kari Uppinghouse
1995 - Becky Hogan
1994 - Danielle Boswell

Top Goal Scorer

2011 - Morgan Marlborough
2010 - Morgan Marlborough
2009 - Morgan Marlborough
2008 - Shay Powell
2007 - Shay Powell
2006 - Brittany Timko
2005 - Brittany Timko
2004 - Brittany Timko
2003 - Jessie Bruch
2002 - Christine Latham
2001 - Christine Latham
2000 - Christine Latham
1999 - Meghan Anderson
1998 - Kim Engesser
1997 - Kim Engesser
1996 - Kari Uppinghouse
1995 - Kristen Gay
1994 - Danielle Boswell

Citizenship Award

2003 - Iman Haynes
2002 - Leah Lamale/Paige Phillips

Top All-Around Player

2000 - Meghan Anderson/Jenny Benson
1999 - Sharolta Nonen
1998 - Isabelle Morneau/Sharolta Nonen
1997 - Sharolta Nonen/Kari Uppinghouse
1996 - Sharolta Nonen
1995 - Kari Uppinghouse
1994 - Tanya Franck

Most Creative Player

2000 - Meghan Anderson/Kelly Rheem
1999 - Jenny Benson

1998 - Meghan Anderson
1997 - Jenny Benson
1996 - Jenny Benson
1995 - Erica De Vitis
1994 - Tanya Wright

Most Consistent Player

2000 - Breanna Boyd
1999 - Sharolta Nonen/Amy Walsh
1998 - Sharolta Nonen
1997 - Rebecca Hornbacher
1996 - Rebecca Hornbacher
1995 - Heather Brown
1994 - Tara Herbrik

Most Improved Player

2001 - Erin Miller
1999 - Karina LeBlanc
1998 - Isabelle Morneau

Toughness Award

2000 - Breanna Boyd/Christine Latham
1999 - Lindsay Eddleman/Isabelle Morneau/Amy Walsh
1998 - Christine Gluck
1997 - Stephanie Vacek
1996 - Kim Ratliff
1995 - Tanya Wright
1994 - Kim Ratliff

Aerial Power Award

2002 - Kori Saunders
2001 - Kori Saunders/Christine Latham
2000 - Breanna Boyd
1999 - Amy Walsh
1998 - Kristen Gay
1997 - Tanya Franck
1996 - Tanya Franck
1995 - Kari Uppinghouse
1994 - Kristina Ritterbush

Team Spirit Award

2004 - Shaylynn Milbourn
2003 - Iman Haynes
2001 - Shannon Tanaka
2000 - Shannon Tanaka
1999 - Kelly Rheem
1998 - Sandy Smith
1997 - Lynne Officer
1996 - Kristen Gay/Sandy Smith
1995 - Lynne Officer
1994 - Dixie Wehrman

Husker Power Award

2016 - Aubrei Corder
2015 - Aubrei Corder
2005 - Tanya Dennis
2003 - Brooke Bredenberg
2002 - Amber Richardson
2001 - Erin Miller
2000 - Paige Phillips
1999 - Paige Phillips
1998 - Christine Gluck
1997 - Sandy Smith
1996 - Lynne Officer
1995 - Kim Ratliff
1994 - Kim Ratliff

Blue Collar Award

2000 - Meghan Anderson
1999 - Amy Walsh

Lifter of the Year

2020-21 - Theresa Pujado
2019 - Aubrei Corder
2018 - Savannah Uveges/Faith Carter
2017 - Haley Hanson
2016 - Caroline Flynn
2015 - Jaylyn Odermann

HUSKERS IN THE WORLD CUP

Beginning in 1991, the best women's soccer players in the world have battled for the Women's World Cup every four years in front of hundreds of thousands of soccer fans in stadiums across the globe.

Husker Head Coach John Walker made his debut with the Canadian World Cup team as an assistant coach in 1999. He was joined on that team by five of his former NU athletes.

In 2003, seven former and future Huskers made the 20-player roster. The Husker-heavy squad played to the semifinal match, where it was defeated by Sweden, putting it up against the United States in the consolation finals where it lost 3-1. Four Huskers earned roster spots in 2007, while Karina LeBlanc and Brittany Timko returned to the squad in 2011. LeBlanc made her final appearance on the grand stage at the 2015 World Cup in Canada before announcing her retirement. Joining her on the 2015 Canadian squad for the first time was Selenia Iacchelli, a national team member since 2013. LeBlanc served as an analyst for Fox Sports during the 2019 Women's World Cup.

In addition to the rich Husker history rooted in Canadian soil, former defender Ari Romero earned her place on Mexico's World Cup roster for 2015, becoming the first Husker to represent a country other than Canada. In all, 11 former Huskers have played on women's soccer's grandest stage in the Women's World Cup.

2015 Women's World Cup

Former Huskers Karina LeBlanc and Selenia Iacchelli saw action on the pitch as Canada played in the Group A squad with the Republic of China, New Zealand and the Netherlands. The 2015 World Cup marked LeBlanc's fifth consecutive appearance as a part of the Canadian National Team, while Iacchelli made strides in her first World Cup showing. Ari Romero played as a key member of the Mexican National Team's defense, leading Mexico in games against France, England and Colombia in the Group F division. In addition to the former Husker players, ex-Husker star Christine Latham returned to the games as a color analyst for Fox Sports Canada.

2011 Women's World Cup

Brittany Timko and Karina LeBlanc returned to the 2011 World Cup as part of Canada's National Team. The Canadians were put in Group A with France, Nigeria and host-team, Germany. Canada opened with a 2-1 loss to Germany and was then shut out by France, 4-0. The team's final match with Nigeria was scoreless until the 73rd minute when Perpetua Nkwocha scored the only goal of the game to give Nigeria a 1-0 win.

2007 Women's World Cup

Four former NU greats made repeat appearances on the 2007 Canadian National Team. Tanya Dennis saw the most game action, as she appeared in three matches, while Brittany Timko and Amy Walsh each played in one game. Karina LeBlanc rounded out the Huskers to make the squad. Canada failed to advance past pool play, losing 2-1 to Norway to open the World Cup, before rebounding with a 4-0 win over Ghana. Canada scored just 37 seconds into its third match, but Australia rebounded to tie the game at two. The tie provided Australia the one point it needed to advance into the quarterfinals and edge out Canada.

2003 Women's World Cup

Former Huskers Brittany Timko, Tanya Dennis and Sasha Andrews all saw action on the pitch for Canada in its fourth-place finish in the 2003 FIFA Women's World Cup, the Canadian's best finish in history.

Timko played all 540 minutes in six contests of the World Cup and notched one assist in the tournament. Dennis played 450 minutes in the back in the first five games before suffering a concussion.

Former Husker All-American Christine Latham was responsible for three of Canada's 10 goals during the tournament, including two goals in a 3-0 win over Argentina.

Making repeat appearances on the Canada World Cup squad in 2003 were All-America defenders Sharolta Nonen and Isabelle Morneau, and All-America goalkeeper Karina LeBlanc. All-American Breanna Boyd made the original roster, but did not compete because of an injury.

1999 Women's World Cup

All-America defenders Sharolta Nonen and Isabelle Morneau, All-Big 12 midfielder Amy Walsh and All-Big 12 defender Tanya Franck earned spots in Canada's starting lineup, while All-American Karina LeBlanc played a key role as a reserve on a talented Canadian squad. In addition to the Huskers on the field, Nebraska Head Coach John Walker represented the Huskers on the sideline as an assistant coach with the Canadian National Team.

NEBRASKA DRAFTEES

WUSA (2000-2003)

Athlete	Team	Position	Round	Pick No.	Year
Sharolta Nonen	Atlanta Beat	Defender	3	17	2000
Jenny Benson	Philadelphia Charge	Midfielder	3	18	2000
Karina LeBlanc	Boston Breakers	Goalkeeper	3	21	2000
Amy Walsh	Bay Area Cyber Rays	Midfielder	3	24	2000
Lindsay Eddleman	Boston Breakers	Forward	13	102	2000
Rebecca Hornbacher	New York Power	Goalkeeper	13	110	2000
Kim Engesser	Atlanta Beat	Forward	14	113	2000
Becky Hogan	Boston Breakers	Defender	3	19	2001
Meghan Anderson	Carolina Courage	Midfielder	3	20	2001
Breanna Boyd	Carolina Courage	Defender	1	8	2002
Christine Latham	San Diego Spirit	Forward	Discovery Player		2002

WPS (2009-2012)

Athlete	Team	Position	Round	Pick No.	Year
Karina LeBlanc	Los Angeles Sol	Goalkeeper	1	5	2009
Christine Latham	Boston Breakers	Forward	Discovery Player		2009
Sharolta Nonen	Los Angeles Sol	Defender	Signed in July as a free agent		2009
Carly Peetz	Boston Breakers	Defender	6	52	2010

NWSL (2012-PRESENT)

Athlete	Team	Position	Round	Pick No.	Year
Jordan Jackson	Houston Dash	Midfielder	4	28	2014
Ari Romero	Seattle/Houston	Defender	Expansion	7	2014
Jaycie Johnson	North Carolina Courage	Forward	3	27	2017
Caroline Flynn	Portland Thorns FC	Midfielder	4	40	2017
Haley Hanson	Houston Dash	Midfielder	1	7	2018
Sinclair Miramontez	North Carolina Courage	Defender	3	27	2020
Meg Brandt	Reign FC	Midfielder	4	34	2020



Sasha Andrews
Defender
Canada, 2003



Tanya Dennis
Defender
Canada, 2003, 2007



Tanya Franck
Defender
Canada, 1999



Selenia Iacchelli
Midfielder
Canada, 2015



Christine Latham
Forward
Canada, 2003



Karina LeBlanc
Goalkeeper
Canada, 1999, 2003, 2007, 2011, 2015



Isabelle Morneau
Defender
Canada, 1995, 1999, 2003



Sharolta Nonen
Defender
Canada, 1999, 2003



Ari Romero
Defender
Mexico, 2015



Brittany Timko
Midfielder
Canada, 2003, 2007, 2011



Amy Walsh
Midfielder
Canada, 1999, 2007

POINTS

No.	Player	Points
1.	Meghan Anderson (3 goals/3 assists) (vs. Texas Tech, Oct. 28, 2001)	9
	Brittany Timko (3 goals/3 assists) (vs. Northern Colorado, Sept. 17, 2004)	9
3.	Kim Engesser (4 goals) (vs. Baylor, Nov. 7, 1997)	8
	Meghan Anderson (4 goals) (vs. Oral Roberts, Sept. 3, 1999)	8
	Morgan Marlborough (4 goals) (vs. Akron, Sept. 13, 2009)	8
	Jaycie Johnson (4 goals) (vs. Southeastern Louisiana, Nov. 15, 2013)	8

FIRST-HALF POINTS

No.	Player	Points
1.	Lindsay Eddleman (3 goals/1 assist) (vs. Colorado, Oct. 13, 1996)	7
	Meghan Anderson (3 goals/1 assist) (vs. Texas Tech, Oct. 28, 2001)	7
	Brittany Timko (2 goals/3 assists) (vs. Northern Colorado, Sept. 17, 2004)	7
4.	Five Tied	6

SECOND-HALF POINTS

No.	Player	Points
1.	Jamie Riley (3 goals) (vs. Kansas, Sept. 22, 1995)	6
	Kim Ratliff (3 goals) (vs. Florida State, Oct. 8, 1995)	6
	Isabelle Morneau (3 goals) (at Missouri, Oct. 18, 1996)	6
	Kim Engesser (3 goals) (vs. Baylor, Nov. 7, 1997)	6
	Kelly Rheem (3 goals) (at Texas Tech, Oct. 30, 1998)	6
	Kori Saunders (3 goals) (at Texas A&M, Oct. 14, 2001)	6

GOALS

No.	Player	Goals
1.	Kim Engesser (vs. Baylor, Nov. 7, 1997)	4
	Meghan Anderson (vs. Oral Roberts, Sept. 3, 1999)	4
	Morgan Marlborough (vs. Akron, Sept. 13, 2009)	4
	Jaycie Johnson (vs. Southeastern Louisiana, Nov. 15, 2013)	4
5.	30 Tied	3

FIRST-HALF GOALS

No.	Player	Goals
1.	Danielle Boswell (vs. Teikyo Westmar, Sept. 30, 1994)	3
	Lindsay Eddleman (vs. Colorado, Oct. 13, 1996)	3
	Kari Uppinghouse (at Oklahoma State, Oct. 24, 1997)	3
	Meghan Anderson (vs. Oral Roberts, Sept. 3, 1999)	3
	Meghan Anderson (vs. Texas Tech, Oct. 28, 2001)	3
	Brittany Timko (at Iowa State, Sept. 26, 2004)	3

SECOND-HALF GOALS

No.	Player	Goals
1.	Jamie Riley (vs. Kansas, Sept. 22, 1995)	3
	Kim Ratliff (vs. Florida State, Oct. 8, 1995)	3
	Isabelle Morneau (at Missouri, Oct. 18, 1996)	3
	Kim Engesser (vs. Baylor, Nov. 7, 1997)	3
	Kelly Rheem (at Texas Tech, Oct. 30, 1998)	3
	Kori Saunders (at Texas A&M, Oct. 14, 2001)	3

OVERTIME GOALS

No.	Player	Goals
1.	Tanya Franck (at Montana, Sept. 11, 1994)	1
	Kari Uppinghouse (vs. Vanderbilt, Sept. 22, 1996)	1
	Lindsay Eddleman (vs. Texas A&M, Nov. 10, 1996)	1
	Kari Uppinghouse (vs. Minnesota, Nov. 17, 1996)	1
	Becky Hogan (vs. Texas A&M, Nov. 6, 1998)	1

Lindsay Eddleman (vs. Portland, Sept. 12, 1999)	1
Christine Latham (vs. Texas, Nov. 8, 2002)	1
Jessie Bruch (vs. Oklahoma, Oct. 10, 2003)	1
Brittany Timko (vs. Texas A&M, Nov. 6, 2003)	1
Nikki Baker (at Missouri, Oct. 1, 2004)	1
Nikki Baker (at Kansas, Nov. 14, 2004)	1
Jessie Bruch (vs. Western Carolina, Sept. 12, 2006)	1
Aysha Jamani (vs. Baylor, Oct. 6, 2006)	1
Shay Powell (vs. Oakland, Sept. 14, 2008)	1
Molly Thomas (vs. Kansas, Sept. 26, 2008)	1
Sari Raber (vs. Missouri, Sept. 28, 2008)	1
Lauren Isenhower (vs. Iowa State, Oct. 30, 2009)	1
Ari Romero (at Texas Tech, Oct. 3, 2010)	1
Stacy Bartels (at Virginia Tech, Sept. 9, 2011)	1
Morgan Marlborough (vs. Iowa, Oct. 20, 2011)	1
Mayme Conroy (at Wisconsin, Oct. 5, 2012)	1
Caroline Gray (at Iowa, Oct. 18, 2012)	1
Caroline Gray (at Wisconsin, Oct. 18, 2013)	1
Jaycie Johnson (vs. Penn State, Oct. 27, 2013)	1
Mayme Conroy (vs. Maryland, Sept. 28, 2014)	1
Jaycie Johnson (vs. Central Michigan, Aug. 28, 2015)	1
Brenna Ochoa (at Oregon State, Aug. 28, 2016)	1
Brenna Ochoa (vs. Kansas, Sept. 2, 2016)	1
Elyse Huber (at Purdue, Oct. 12, 2017)	1
Faith Carter (at Maryland, Sept. 16, 2018)	1
Faith Carter (vs. Indiana, Sept. 20, 2018)	1

ASSISTS

No.	Player	Assists
1.	Jenny Benson (vs. Colorado, Oct. 13, 1996)	4
	Sharolta Nonen (at Colorado, Oct. 10, 1999)	4
	Kari Hogan (vs. Iowa State, Sept. 26, 2003)	4
4.	14 Tied	3

FIRST-HALF ASSISTS

No.	Player	Assists
1.	Jenny Benson (vs. Colorado, Oct. 13, 1996)	3
	Brittany Timko (vs. Northern Colorado, Sept. 17, 2004)	3
3.	15 Tied	2

SECOND-HALF ASSISTS

No.	Player	Assists
1.	Sandy Smith (vs. Kansas, Sept. 22, 1995)	3
	Kari Uppinghouse (vs. Colorado College, Sept. 20, 1996)	3
	Sharolta Nonen (at Colorado, Oct. 10, 1999)	3
	Brittany Timko (vs. Eastern Illinois, Sept. 3, 2004)	3
	Jordan Jackson (at Purdue, Oct. 11, 2013)	3
6.	17 Tied	2

OVERTIME ASSISTS

No.	Player	Assists
1.	Jamie Riley (at Montana, Sept. 11, 1994)	1
	Jenny Benson (vs. Vanderbilt, Sept. 22, 1996)	1
	Meghan Anderson (vs. Texas A&M, Nov. 6, 1998)	1
	Jenny Benson (vs. Portland, Sept. 12, 1999)	1

Sasha Andrews (at Missouri, Oct. 1, 2004)	1
Brittany Timko (at Missouri, Oct. 1, 2004)	1
Abby Penas (at Kansas, Nov. 14, 2004)	1
Brittany Timko (vs. Western Carolina, Sept. 12, 2006)	1
Brittany Timko (vs. Baylor, Oct. 6, 2006)	1
Carly Peetz (vs. Baylor, Oct. 6, 2006)	1
Lindsay Poehling (vs. Kansas, Sept. 26, 2008)	1
Shay Powell (vs. Missouri, Sept. 28, 2008)	1
Michaela Fulmer (vs. Missouri, Sept. 28, 2008)	1
Molly Thomas (vs. Iowa State, Oct. 30, 2009)	1
Morgan Marlborough (at Texas Tech, Oct. 3, 2010)	1
Morgan Marlborough (at Virginia Tech, Sept. 9, 2011)	1
Katie Goetzmann (vs. Iowa, Oct. 20, 2011)	1
Stacy Bartels (at Wisconsin, Oct. 5, 2012)	1
Emma Stevens (vs. Penn State, Oct. 27, 2013)	1
Jourden Casey (vs. Maryland, Sept. 28, 2014)	1
Meg Brandt (at Oregon State, Aug. 28, 2016)	1
Meg Brandt (at Purdue, Oct. 12, 2017)	1
Brenna Ochoa (at Maryland, Sept. 16, 2018)	1
Meg Brandt/Kenzie Coons (vs. Indiana, Sept. 20, 2018)	1

SHOTS

No.	Player	Shots
1.	Christine Latham (vs. UAB, Sept. 2, 2001)	12
	Molly Thomas (vs. South Dakota, Sept. 18, 2009)	12
3.	Four Tied	11

SHOTS ON GOAL

No.	Player	SOG
1.	Kari Uppinghouse (at Missouri, Oct. 18, 1996)	8
2.	Jordan Jackson (at Texas Tech, Oct. 3, 2010)	7
	Jaycie Johnson (vs. Southeastern Louisiana, Nov. 15, 2013)	7
4.	Nine Tied	6

GOALKEEPER SAVES

No.	Player	Saves
1.	Tara Macdonald (at Oklahoma, Oct. 14, 2010)	13
2.	Karina LeBlanc (vs. Texas A&M, Nov. 6, 1998)	12
	Erin Miller (vs. Texas, Oct. 4, 2002)	12
4.	Emma Stevens (at Ohio State, Oct. 16, 2011)	11

OPPONENT INDIVIDUAL RECORDS

Points.....	7
Lori Chalupny (North Carolina).....	Sept. 7, 2003
Taylor Uhl (Minnesota).....	Oct. 28, 2011
Katie McClure (Kansas).....	Aug. 22, 2019

Goals.....	3
Kelly McDonald (Texas).....	Oct. 4, 2002
Lori Chalupny (North Carolina).....	Sept. 7, 2003
Kat Krambeer (Texas A&M).....	Oct. 9, 2005
Taylor Uhl (Minnesota).....	Oct. 28, 2011
Lauren Granberg (Ohio State).....	Oct. 14, 2012
Nicky Waldeck (Michigan).....	Oct. 2, 2014
Katie McClure (Kansas).....	Aug. 22, 2019

Assists.....	3
Lindsay Tarpley (North Carolina).....	Sept. 7, 2003

Saves.....	19
Heather Friedman (UALR).....	Aug. 27, 2000

OFFENSIVE LEADERS POINTS

No.	Player (Year)	Points
1.	Kim Engesser (1998)	61
2.	Christine Latham (2000)	57
3.	Kim Engesser (1997)	55
4.	Meghan Anderson (1999)	54
5.	Morgan Marlborough (2009)	49
6.	Kari Uppinghouse (1996)	48
	Morgan Marlborough (2010)	48
8.	Christine Latham (2001)	46
	Morgan Marlborough (2011)	46
10.	Brittany Timko (2004)	43
	Brittany Timko (2005)	43

GOALS

No.	Player (Year)	Goals
1.	Kim Engesser (1998)	27
2.	Kim Engesser (1997)	26
3.	Christine Latham (2000)	23
4.	Meghan Anderson (1999)	21
	Morgan Marlborough (2009)	21
6.	Morgan Marlborough (2011)	20
7.	Kari Uppinghouse (1996)	19
8.	Christine Latham (2001)	18
	Morgan Marlborough (2010)	18
10.	Lindsay Eddleman (1996)	17
	Jaycie Johnson (2013)	17

GAME-WINNING GOALS

No.	Player (Year)	GWG
1.	Kim Engesser (1998)	8
	Christine Latham (2000)	8
	Christine Latham (2002)	8
4.	Kari Uppinghouse (1996)	7
	Jaycie Johnson (2013)	7
6.	Kari Uppinghouse (1997)	6
	Morgan Marlborough (2011)	6
	Jaycie Johnson (2016)	6
9.	Danielle Boswell (1994)	5
	Jenny Benson (1996)	5
	Lindsay Eddleman (1998)	5
	Meghan Anderson (1999)	5
	Christine Latham (2001)	5
	Nikki Baker (2004)	5
	Mayme Conroy (2013)	5



All-American Kim Engesser produced Nebraska's best individual offensive season with 61 points on 27 goals, including eight game-winning goals in 1998.

ASSISTS

No.	Player (Year)	Assists
1.	Brittany Timko (2005)	21
2.	Jenny Benson (1999)	17
3.	Sharolta Nonen (1999)	16
4.	Meghan Anderson (2000)	15
	Kelly Rheem (2000)	15
6.	Meghan Anderson (2001)	14
	Jenna Cooper (2003)	14
8.	Jenny Benson (1996)	13
	Brittany Timko (2004)	13
10.	Meghan Anderson (1999)	12
	Lindsay Eddleman (1999)	12
	Morgan Marlborough (2010)	12
	Jordan Jackson (2013)	12

GAME-WINNING ASSISTS

No.	Player (Year)	GWA
1.	Brittany Timko (2005)	8
2.	Brittany Timko (2004)	6
3.	Meghan Anderson (2000)	5
	Christine Latham (2001)	5
	Jordan Jackson (2013)	5
6.	Sharolta Nonen (1998)	4
	Sharolta Nonen (1999)	4
	Jenna Cooper (2002)	4
	Morgan Marlborough (2010)	4
	Jordan Jackson (2010)	4

SHOTS

No.	Player (Year)	Shots
1.	Christine Latham (2000)	118
2.	Christine Latham (2001)	117
3.	Christine Latham (2002)	111
4.	Meghan Anderson (2000)	103
	Morgan Marlborough (2010)	103
6.	Lindsay Eddleman (1996)	102
7.	Meghan Anderson (1999)	99
8.	Kim Engesser (1998)	98
9.	Isabelle Morneau (1996)	97
	Morgan Marlborough (2011)	97

SHOTS ON GOAL

No.	Player (Year)	SOG
1.	Lindsay Eddleman (1996)	64
2.	Christine Latham (2000)	60
3.	Christine Latham (2002)	56
4.	Isabelle Morneau (1996)	55
5.	Meghan Anderson (1999)	54
6.	Morgan Marlborough (2010)	52
7.	Meghan Anderson (2000)	51
8.	Kari Uppinghouse (1996)	50
	Kim Engesser (1997)	50
10.	Christine Latham (2001)	49

GOALKEEPING LEADERS GOALS-AGAINST AVERAGE (Minimum 1,200 minutes in goal)

No.	Player (Year)	GAA
1.	Karina LeBlanc (2000)	0.40
2.	Rebecca Hornbacher (1996)	0.51
	Karina LeBlanc (1999)	0.51
4.	Aubrei Corder (2017)	0.64
5.	Karina LeBlanc (1998)	0.70

FEWEST GOALS ALLOWED (Minimum 1,200 minutes in goal)

No.	Player (Year)	Goals
1.	Karina LeBlanc (2000)	9
2.	Rebecca Hornbacher (1996)	11
3.	Karina LeBlanc (1999)	13
	Aubrei Corder (2017)	13
5.	Karina LeBlanc (1998)	14



Brittany Timko holds the school record for single-season assists with 21 in 2005.

SAVES

No.	Player (Year)	Saves
1.	Erin Miller (2002)	130
2.	Erin Miller (2001)	109
3.	Katie Wright (2004)	107
4.	Emma Stevens (2013)	94
5.	Jamie Klages (2005)	88
6.	Emma Stevens (2011)	84

WINS

No.	Player (Year)	Wins
1.	Rebecca Hornbacher (1996)	23
2.	Karina LeBlanc (1999)	22
	Karina LeBlanc (2000)	22
4.	Emma Stevens (2013)	19
5.	Rebecca Hornbacher (1997)	18
6.	Erin Miller (2001)	17

MOST SHUTOUTS

No.	Player (Year)	Shutouts
1.	Karina LeBlanc (2000)	14.5
2.	Rebecca Hornbacher (1996)	14
	Erin Miller (2002)	14
4.	Karina LeBlanc (1999)	11.6
5.	Rebecca Hornbacher (1997)	11
	Karina LeBlanc (1998)	11
	Aubrei Corder (2016)	11

MINUTES IN GOAL

No.	Player (Year)	Minutes
1.	Erin Miller (2002)	2,311
2.	Karina LeBlanc (1999)	2,278
3.	Emma Stevens (2013)	2,173
4.	Aubrei Corder (2016)	2,109
5.	Katie Wright (2004)	2,088
6.	Erin Miller (2001)	2,085
7.	Karina LeBlanc (2000)	2,007

GAMES STARTED IN GOAL

No.	Player (Year)	Starts
1.	Karina LeBlanc (1999)	25
	Erin Miller (2002)	25
3.	Rebecca Hornbacher (1996)	24
	Karina LeBlanc (2000)	24
	Emma Stevens (2013)	24
6.	Katie Wright (2004)	23
	Erin Miller (2001)	23

OFFENSIVE LEADERS POINTS

No.	Player (Years)	Points
1.	Christine Latham (1999-00-01-02)	167
2.	Meghan Anderson (1998-99-00-01)	146
3.	Morgan Marlborough (2009-10-11)	143
4.	Lindsay Eddleman (1996-97-98-99)	127
5.	Brittany Timko (2003-04-05-06)	124
6.	Kim Engesser (1997-98)	116
7.	Kari Uppinghouse (1995-96-97)	104
8.	Jordan Jackson (2009-10-11-12-13)	101
9.	Jenny Benson (1996-97-99-00)	99
10.	Kelly Rheem (1998-99-00-01)	93

GOALS

No.	Player (Years)	Goals
1.	Christine Latham (1999-00-01-02)	69
2.	Morgan Marlborough (2009-10-11)	59
3.	Kim Engesser (1997-98)	53
4.	Lindsay Eddleman (1996-97-98-99)	50
5.	Meghan Anderson (1998-99-00-01)	48
6.	Kari Uppinghouse (1995-96-97)	42
7.	Jaycie Johnson (2013-14-15-16)	42
8.	Brittany Timko (2003-04-05-06)	41
9.	Jordan Jackson (2009-10-11-12-13)	35
	Mayme Conroy (2011-12-13-14)	35

GAME-WINNING GOALS

No.	Player (Years)	GWG
1.	Christine Latham (1999-00-01-02)	23
2.	Jaycie Johnson (2013-14-15-16)	17
3.	Kari Uppinghouse (1995-96-97)	15
4.	Lindsay Eddleman (1996-97-98-99)	15
5.	Morgan Marlborough (2009-10-11)	14
6.	Kim Engesser (1997-98)	12
7.	Jenny Benson (1996-97-99-00)	10
	Meghan Anderson (1998-99-00-01)	10
	Nikki Baker (2002-03-04-05)	10
	Brittany Timko (2003-04-05-06)	10



All-American Christina Latham owns career school records for points (167), goals (69), game-winning goals (23) and multiple-goal games (17).

HAT TRICKS

No.	Player (Years)	Hat Tricks
1.	Kim Engesser (1997-98)	5
	Morgan Marlborough (2009-10-11)	5
3.	Brittany Timko (2003-04-05-06)	4
4.	Kari Uppinghouse (1995-96-97)	2
	Lindsay Eddleman (1996-97-98-99)	2
	Kelly Rheem (1998-99-00-01)	2
	Meghan Anderson (1998-99-00-01)	2
	Jaycie Johnson (2013-14-15-16)	2
9.	Danielle Boswell (1994)	1
	Jamie Riley (1994-95)	1
	Kim Ratliff (1994-95-96)	1
	Isabelle Morneau (1996-97-98-99)	1
	Kori Saunders (1999-00-01-02)	1
	Christy Harms (2000-01-02)	1
	Nikki Baker (2002-03-04)	1
	Anna Caniglia (2006-07-08-09)	1
	Mayme Conroy (2011-12-13-14)	1
	Faith Carter (2017-18)	1

ALL-TIME HAT TRICKS

No.	Player (Opponent and Date)
1.	Danielle Boswell vs. Westmar, Sept. 30, 1994
2.	Jamie Riley vs. Kansas, Sept. 22, 1995
3.	Kim Ratliff vs. Florida State, Oct. 8, 1995
4.	Lindsay Eddleman vs. Colorado, Oct. 13, 1996
5.	Kari Uppinghouse vs. Colorado, Oct. 13, 1996
6.	Isabelle Morneau at Missouri, Oct. 18, 1996
7.	Kim Engesser vs. Iowa State, Sept. 18, 1997
8.	Lindsay Eddleman at Duke, Oct. 20, 1997
9.	Kari Uppinghouse at Okla. St., Oct. 24, 1997
10.	Kim Engesser (4) vs. Baylor, Nov. 7, 1997
11.	Kim Engesser vs. Michigan, Nov. 16, 1997
12.	Kelly Rheem vs. Loyola-Chicago, Sept. 25, 1998
13.	Kim Engesser vs. Oklahoma, Oct. 23, 1998
14.	Kim Engesser at Texas Tech, Oct. 30, 1998
15.	Kelly Rheem at Texas Tech, Oct. 30, 1998
16.	Meghan Anderson (4) vs. ORU, Sept. 3, 1999
17.	Christy Harms vs. Drury, Sept. 3, 2000
18.	Kori Saunders vs. Texas A&M, Oct. 14, 2001
19.	Meghan Anderson vs. Texas Tech, Oct. 28, 2001
20.	Brittany Timko vs. N. Colo., Sept. 17, 2004
21.	Brittany Timko at Iowa State, Sept. 26, 2004
22.	Nikki Baker vs. Oral Roberts, Nov. 12, 2004
23.	Brittany Timko at Texas Tech, Oct. 30, 2005
24.	Brittany Timko vs. North Texas, Sept. 8, 2006
25.	Morgan Marlborough (4) vs. Akron, Sept. 13, 2009
26.	Morgan Marlborough vs. Oklahoma, Oct. 11, 2009
27.	Anna Caniglia at Kansas, Oct. 23, 2009
28.	Morgan Marlborough vs. No. Arizona, Sept. 4, 2011
29.	Morgan Marlborough vs. Northwestern, Sept. 18, 2011
30.	Morgan Marlborough vs. Purdue, Sept. 23, 2011
31.	Mayme Conroy vs. Wisconsin, Oct. 5, 2012
32.	Jaycie Johnson (4) vs. SE Louisiana, Nov. 15, 2013
33.	Jaycie Johnson at Ohio State, Sept. 23, 2016
34.	Faith Carter vs. Indiana, Sept. 20, 2018



Jenny Benson ranks ninth on Nebraska's career points list with 99 from 1996 to 2000.

MULTIPLE-GOAL GAMES

No.	Player (Years)	Games
1.	Christine Latham (1999-00-01-02)	17
2.	Morgan Marlborough (2009-10-11)	16
3.	Kim Engesser (1997-98)	14
4.	Meghan Anderson (1998-99-00-01)	12
5.	Kari Uppinghouse (1995-96-97)	10
	Lindsay Eddleman (1996-97-98-99)	10
7.	Brittany Timko (2003-04-05-06)	9
	Jaycie Johnson (2013-14-15-16)	9
9.	Nikki Baker (2002-03-04)	6
	Jordan Jackson (2009-10-11-12-13)	6
	Mayme Conroy (2011-12-13-14)	6

ASSISTS

No.	Player (Years)	Assists
1.	Meghan Anderson (1998-99-00-01)	50
2.	Jenny Benson (1996-97-99-00)	47
3.	Brittany Timko (2003-04-05-06)	42
4.	Sharolta Nonen (1996-97-98-99)	35
	Kelly Rheem (1998-99-00-01)	35
6.	Jordan Jackson (2009-10-11-12-13)	31
7.	Christine Latham (1999-00-01-02)	29
8.	Lindsay Eddleman (1996-97-98-99)	27
9.	Jenna Cooper (2001-02-03)	25
	Morgan Marlborough (2009-10-11)	25

SHOTS

No.	Player (Years)	Shots
1.	Christine Latham (1999-00-01-02)	400
2.	Meghan Anderson (1998-99-00-01)	344
3.	Morgan Marlborough (2009-10-11)	287
4.	Jordan Jackson (2009-10-11-12-13)	271
5.	Lindsay Eddleman (1996-97-98-99)	265
6.	Brittany Timko (2003-04-05-06)	250
7.	Kari Uppinghouse (1995-96-97)	219
8.	Jaycie Johnson (2013-14-15-16)	203
9.	Isabelle Morneau (1996-97-98-99)	198
10.	Aysa Jamani (2005-06-07-08)	195

ALL-TIME INDIVIDUAL STREAKS

Games With At Least One Point.....	14
Brittany Timko (Began Oct. 30, 2005; Ended Oct. 1, 2006)	
Games With At Least One Goal	7
Christine Latham (Began Oct. 17, 1999; Ended Nov. 14, 1999)	
Morgan Marlborough (Began Aug. 25, 2011; Ended Sept. 25, 2011)	
Games With At Least One Assist.....	7
Meghan Anderson (Began Oct. 8, 1999; Ended Nov. 3, 1999)	
Consecutive Goalkeeper Shutouts By.....	9
Rebecca Hornbacher (Began Sept. 18, 1997; Ended Oct. 24, 1997)	
Consecutive Shutout Minutes.....	820:25
Rebecca Hornbacher (Began Sept. 14, 1997; Ended Nov. 2, 1997)	
Consecutive Games Played	94
Meghan Anderson, Becky Preston (Began Sept. 4, 1998; Ended Nov. 24, 2001)	
Consecutive Games Started.....	94
Meghan Anderson (Began Sept. 4, 1998; Ended Nov. 24, 2001)	

SHOTS ON GOAL

No.	Player (Years)	SOG
1.	Christine Latham (1999-00-01-02)	193
2.	Meghan Anderson (1998-99-00-01)	170
3.	Lindsay Eddleman (1996-97-98-99)	149
4.	Morgan Marlborough (2009-10-11)	137
5.	Jordan Jackson (2009-10-11-12-13)	136
6.	Kari Uppinghouse (1995-96-97)	129
7.	Brittany Timko (2003-04-05-06)	123
8.	Jaycie Johnson (2013-14-15-16)	108
9.	Isabelle Morneau (1996-97-98-99)	106
10.	Kim Engesser (1997-98)	97

GAMES PLAYED

No.	Player (Years)	Games
1.	Meghan Anderson (1998-99-00-01)	94
	Becky Preston (1998-99-00-01)	94
	Christine Latham (1999-00-01-02)	94
4.	Sharolta Nonen (1996-97-98-99)	93
	Christine Gluck (1997-98-99-00)	93
	Kelly Rheem (1998-99-00-01)	93
	Shannon Tanaka (1998-99-00-01)	93
	Breanna Boyd (1999-00-01-02)	93
9.	Jenny Benson (1996-97-99-00)	92
10.	Isabelle Morneau (1996-97-98-99)	91
	Nikki Baker (2002-03-04-05)	91

GAMES STARTED

No.	Player (Years)	Starts
1.	Meghan Anderson (1998-99-00-01)	94
2.	Isabelle Morneau (1996-97-98-99)	91
	Jenny Benson (1996-97-99-00)	91
4.	Lindsay Eddleman (1996-97-98-99)	88
5.	Nikki Baker (2002-03-04-05)	81
6.	Kristen Gay (1995-96-97-98)	80
	Becky Hogan (1995-96-97-98)	80
8.	Stephanie Vacek (1994-95-96-97)	79
	Anna Caniglia (2006-07-08-09)	79
	Carly Peetz (2006-07-08-09)	79
	Jordan Jackson (2009-10-11-12-13)	79

GOALKEEPING LEADERS
GOALS-AGAINST AVERAGE

No.	Player (Years)	GAA
1.	Karina LeBlanc (1997-98-99-00)	0.54
2.	Rebecca Hornbacher (1996-97)	0.64
3.	Erin Miller (2000-01-02)	0.98
4.	Aubrei Corder (2016-17-18-19)	0.99
5.	Brittany Pfeil (2006-07-08)	1.00
	Alison Dudley (1994)	1.00
7.	Jamie Klages (2005-06)	1.14
8.	Michelle Denomme (1995-96)	1.18
9.	Brooke Bredenberg (2003)	1.39
10.	Katie Wright (2003-04-05)	1.45

SAVES

No.	Player (Years)	Saves
1.	Emma Stevens (2010-11-12-13)	278
2.	Aubrei Corder (2016-17-18-19)	249
3.	Erin Miller (2000-01-02)	239
4.	Karina LeBlanc (1997-98-99-00)	206
5.	Jamie Klages (2005-06)	156
6.	Katie Wright (2003-04)	153
7.	Rebecca Hornbacher (1996-97)	141
8.	Jessica Mills (2007-09)	124
9.	Tara Macdonald (2009-10)	115
10.	Brooke Bredenberg (2001-04)	77

WINS

No.	Player (Years)	Wins
1.	Karina LeBlanc (1997-98-99-00)	60
2.	Rebecca Hornbacher (1996-97)	41
3.	Emma Stevens (2010-11-12-13)	37
4.	Aubrei Corder (2016-17-18-19)	33
	Erin Miller (2000-01-02)	33
6.	Jamie Klages (2005-06)	21
7.	Katie Wright (2003-04)	19
8.	Alison Dudley (1994)	14
	Tara Macdonald (2009-10)	14
10.	Brooke Bredenberg (2001-04)	11



Karina LeBlanc, the Huskers' starting goalkeeper from 1998 to 2000, set school records for shutouts, wins, minutes played, games started and games played.

SHUTOUTS

No.	Player (Years)	Shutouts
1.	Karina LeBlanc (1997-98-99-00)	45.5
2.	Aubrei Corder (2016-17-18-19)	27.2
3.	Rebecca Hornbacher (1996-97)	25
4.	Erin Miller (2000-01-02)	21
5.	Michelle Denomme (1995-06)	12
6.	Emma Stevens (2010-11-12-13)	10.3
7.	Jamie Klages (2005-06)	10
8.	Katie Wright (2003-04-05)	8
9.	Makinzie Short (2019-20)	4
	Tara Macdonald (2009-10)	4
	Jessica Mills (2007-08-09)	4

MINUTES IN GOAL

No.	Player (Years)	Minutes
1.	Aubrei Corder (2016-17-18-19)	7,604
2.	Karina LeBlanc (1997-98-99-00)	6,308
3.	Emma Stevens (2010-11-12-13)	6,221
4.	Erin Miller (2000-01-02)	4,396
5.	Rebecca Hornbacher (1996-97)	3,660
6.	Jamie Klages (2005-06)	3,617
7.	Katie Wright (2003-04-05)	2,920
8.	Jessica Mills (2007-08-09)	2,861
9.	Tara Macdonald (2009-10)	2,113
10.	Kelly Schatz (2013-14)	1,766

GAMES STARTED IN GOAL

No.	Player (Years)	Starts
1.	Aubrei Corder (2016-17-18-19)	80
2.	Karina LeBlanc (1997-98-99-00)	69
	Emma Stevens (2010-11-12-13)	69
4.	Erin Miller (2000-01-02)	48
5.	Rebecca Hornbacher (1996-97)	46
6.	Jamie Klages (2005-06)	38
7.	Katie Wright (2003-04)	32
8.	Jessica Mills (2007-08-09)	30
9.	Tara Macdonald (2009-10)	24
10.	Kelly Schatz (2013-14)	19

GAMES PLAYED IN GOAL

No.	Player (Years)	Games
1.	Aubrei Corder (2016-17-18-19)	80
	Karina LeBlanc (1997-98-99-00)	80
3.	Emma Stevens (2010-11-12-13)	73
4.	Erin Miller (2000-01-02)	48
5.	Rebecca Hornbacher (1996-97)	46
6.	Jamie Klages (2005-06)	39
7.	Jessica Mills (2007-08-09)	38
8.	Katie Wright (2003-04)	35
9.	Michelle Denomme (1995-96)	27
10.	Tara Macdonald (2009-10)	26

POINTS

Year	Player	Points
1994	Danielle Boswell	26
1995	Becky Hogan	20
1996	Kari Uppinghouse	48
1997	Kim Engesser	55
1998	Kim Engesser	61
1999	Meghan Anderson	54
2000	Christine Latham	57
2001	Christine Latham	46
2002	Christine Latham	35
2003	Jessie Bruch	19
2004	Brittany Timko	43
2005	Brittany Timko	43
2006	Brittany Timko	29
2007	Shay Powell	11
2008	Shay Powell	19
2009	Morgan Marlborough	49
2010	Morgan Marlborough	48
2011	Morgan Marlborough	46
2012	Mayme Conroy	28
2013	Jaycie Johnson	36
2014	Jaycie Johnson	25
2015	Jaylyn Odermann	12
2016	Jaycie Johnson	24
2017	Haley Hanson	22
2018	Faith Carter	20
2019	Meg Brandt	6
2020-21	Eleanor Dale	4
2021	Reagan Raabe	17
2022	Sarah Weber	25

GOALS

Year	Player	Goals
1994	Danielle Boswell	13
1995	Kristen Gay	8
1996	Kari Uppinghouse	19
1997	Kim Engesser	26
1998	Kim Engesser	27
1999	Meghan Anderson	21
2000	Christine Latham	23
2001	Christine Latham	18
2002	Christine Latham	16
2003	Jessie Bruch	9
2004	Brittany Timko	14
2005	Brittany Timko	11
2006	Brittany Timko	11
2007	Shay Powell	5
2008	Shay Powell	7
2009	Morgan Marlborough	21
2010	Morgan Marlborough	18
2011	Morgan Marlborough	20
2012	Mayme Conroy	14
2013	Jaycie Johnson	17
2014	Jaycie Johnson	11
2015	Caroline Flynn	5
2016	Jaycie Johnson	11
2017	Haley Hanson	9
2018	Faith Carter	9
2019	Meg Brandt	3
2020-21	Eleanor Dale	2
2021	Reagan Raabe/Eleanor Dale	7
2022	Sarah Weber	10

GAME-WINNING GOALS

Year	Player	GWG
1994	Danielle Boswell	5
1995	Becky Hogan	3
1996	Kari Uppinghouse	7
1997	Kari Uppinghouse	6
1998	Kim Engesser	8
1999	Meghan Anderson	5
2000	Christine Latham	8
2001	Christine Latham	5
2002	Christine Latham	8
2003	Jessie Bruch/Ashley Carter	3
2004	Nikki Baker	5
2005	Sasha Andrews/Brittany Timko	4
2006	Brittany Timko/Aysha Jamani/Jessie Bruch	2
2007	Carly Peetz	2
2008	Shay Powell/Aysha Jamani/Sari Raber	2
2009	Morgan Marlborough	4
2010	Morgan Marlborough/Jordan Jackson	3
2011	Morgan Marlborough	6

2012	Katie Kraeutner/Caroline Gray	2
2013	Jaycie Johnson	7
2014	Jaycie Johnson/Mayme Conroy/Caroline Flynn/Caroline Gray	2
2015	Jaycie Johnson/Katie Kraeutner	2
2016	Jaycie Johnson	6
2017	Elyse Huber	4
2018	Faith Carter/Savanah Uveges	3
2019	Dakota Chan/Sinclair Miramontez/Brenna Ochoa/Meg Brandt	1
2021	Eleanor Dale	3
2022	Sarah Weber	3

ASSISTS

Year	Player	Assists
1994	Jamie Riley	11
1995	Erica De Vitis/Sandy Smith	7
1996	Jenny Benson	13
1997	Jenny Benson/Becky Hogan	8
1998	Sharolta Nonen	10
1999	Jenny Benson	17
2000	Meghan Anderson/Kelly Rheem	15
2001	Meghan Anderson	14
2002	Jenna Cooper	10
2003	Jenna Cooper	14
2004	Brittany Timko	13
2005	Brittany Timko	21
2006	Brittany Timko	7
2007	Selenia Iacchelli/Sari Raber/Alexa Cardona	3
2008	Shay Powell	5
2009	Anna Caniglia	9
2010	Morgan Marlborough	12
2011	Morgan Marlborough	20
2012	Caroline Gray	6
2013	Jordan Jackson	12
2014	Jaycie Johnson/Mayme Conroy/Caroline Flynn/Caroline Gray/Jourden Casey	3
2015	Sydney Miramontez	5
2016	Sydney Miramontez	7
2017	Brenna Ochoa	6
2018	Brenna Ochoa	8
2019	Dakota Chan/Brenna Ochoa/Olivia Brown/Grace Brown/Marissa Popoola/Kayla Mostowich	1
2020-21	Eleanor Dale/Gwen Lane	1
2021	Abbey Schwarz	8
2022	Sarah Weber	5

GAME-WINNING ASSISTS

Year	Player	GWA
1994	Jamie Riley	4
1995	Erica De Vitis	3
1996	Tanya Franck/Kristen Gay/Isabelle Morneau	3
1997	Jenny Benson	3
1998	Sharolta Nonen	4
1999	Sharolta Nonen	4
2000	Meghan Anderson	5
2001	Christine Latham	5
2002	Jenna Cooper	4
2003	Kari Hogan	3
2004	Brittany Timko	6
2005	Brittany Timko	8
2006	Brittany Timko	3
2007	Selenia Iacchelli	1
2008	Shay Powell/Anna Caniglia	2
2009	Morgan Marlborough	3
2010	Morgan Marlborough/Jordan Jackson	4
2011	Molly Thomas	3
2012	Caroline Gray/Jaylyn Odermann/Stacy Bartels	1
2013	Jordan Jackson	5
2014	Caroline Gray/Mayme Conroy	2
2015	Jaylyn Odermann	2
2016	Sydney Miramontez/Meg Brandt	2
2017	Brenna Ochoa	2
2018	Brenna Ochoa	3
2019	Brenna Ochoa/Kayla Mostowich	1
2020-21	Kenzie Coons/Ashley Zugay	1
2021	Abbey Schwarz	2
2022	Sarah Weber	3

SHOTS

Year	Player	Shots
1994	Jamie Riley	72

1995	Erica De Vitis/Kari Uppinghouse	63
1996	Lindsay Eddleman	102
1997	Kim Engesser	80
1998	Kim Engesser	98
1999	Meghan Anderson	99
2000	Christine Latham	118
2001	Christine Latham	117
2002	Christine Latham	111
2003	Jessie Bruch	73
2004	Brittany Timko	82
2005	Brittany Timko	93
2006	Aysha Jamani	64
2007	Selenia Iacchelli	50
2008	Shay Powell	63
2009	Morgan Marlborough	87
2010	Morgan Marlborough	103
2011	Morgan Marlborough	97
2012	Mayme Conroy	60
2013	Jordan Jackson	81
2014	Jaycie Johnson	62
2015	Caroline Flynn	35
2016	Jaycie Johnson	49
2017	Haley Hanson	62
2018	Faith Carter	41
2019	Meg Brandt	36
2020-21	Reagan Raabe	14
2021	Sarah Weber	62
2022	Sarah Weber	81

SHOTS ON GOAL

Year	Player	SOG
1994	Jamie Riley	43
1995	Kari Uppinghouse	40
1996	Lindsay Eddleman	64
1997	Kim Engesser	50
1998	Kim Engesser	47
1999	Meghan Anderson	54
2000	Christine Latham	60
2001	Christine Latham	49
2002	Christine Latham	56
2003	Jessie Bruch	28
2004	Brittany Timko	39
2005	Brittany Timko	47
2006	Brittany Timko	30
2007	Selenia Iacchelli	24
2008	Shay Powell	27
2009	Morgan Marlborough	41
2010	Morgan Marlborough	52
2011	Morgan Marlborough	44
2012	Mayme Conroy	32
2013	Jordan Jackson	43
2014	Jaycie Johnson	38
2015	Caroline Flynn	16
2016	Jaycie Johnson	22
2017	Haley Hanson	27
2018	Faith Carter	19
2019	Meg Brandt	21
2020-21	Eleanor Dale	9
2021	Sarah Weber	31
2022	Eleanor Dale	32

GOALS-AGAINST AVERAGE
(Minimum 10 Starts in Goal)

Year	Goalkeeper	GAA
1994	Alison Dudley	1.00
1995	Michelle Denomme	1.21
1996	Rebecca Hornbacher	0.51
1997	Rebecca Hornbacher	0.78
1998	Karina LeBlanc	0.70
1999	Karina LeBlanc	0.51
2000	Karina LeBlanc	0.40
2001	Erin Miller	1.12
2002	Erin Miller	0.86
2003	Brooke Bredenberg	1.39
2004	Katie Wright	1.25
2005	Jamie Klages	1.19
2006	Jamie Klages	1.10
2007	Jessica Mills	1.68
2008	Brittany Pfeil	0.92
2009	Tara Macdonald	1.34
2010	Emma Stevens	1.57
2011	Emma Stevens	1.90
2012	Emma Stevens	1.69

2013	Emma Stevens	1.08
2014	Kelly Schatz	1.73
2015	Erika Johnson	1.46
2016	Aubrei Corder	0.85
2017	Aubrei Corder	0.64
2018	Aubrei Corder	1.28
2019	Aubrei Corder	1.23
2020-21	Makinzie Short	1.48
2021	Sami Hauk	1.19
2022	Sami Hauk	1.65

GOALKEEPER MINUTES

Year	Goalkeeper	Minutes
1994	Alison Dudley	1,528
1995	Michelle Denomme	1,415
1996	Rebecca Hornbacher	1,940
1997	Rebecca Hornbacher	1,720
1998	Karina LeBlanc	1,802
1999	Karina LeBlanc	2,278
2000	Karina LeBlanc	2,007
2001	Erin Miller	2,085
2002	Erin Miller	2,311
2003	Brooke Bredenberg	1,557
2004	Katie Wright	2,088
2005	Jamie Klages	1,734
2006	Jamie Klages	1,883
2007	Jessica Mills	1,661
2008	Brittany Pfeil	1,564
2009	Tara Macdonald	943
2010	Tara Macdonald	1,176
2011	Emma Stevens	1,660
2012	Emma Stevens	1,698
2013	Emma Stevens	2,173
2014	Kelly Schatz	1,714
2015	Erika Johnson	1,544
2016	Aubrei Corder	2,109
2017	Aubrei Corder	1,842
2018	Aubrei Corder	1,970
2019	Aubrei Corder	1,681
2020-21	Makinzie Short	976
2021	Sami Hauk	907
2022	Sami Hauk	1,800

GOALS ALLOWED

Year	Goalkeeper	Goals
1994	Alison Dudley	17
1995	Michelle Denomme	19
1996	Rebecca Hornbacher	11
1997	Rebecca Hornbacher	15
1998	Karina LeBlanc	14
1999	Karina LeBlanc	13
2000	Karina LeBlanc	9
2001	Erin Miller	26
2002	Erin Miller	22
2003	Brooke Bredenberg	24
2004	Katie Wright	29
2005	Jamie Klages	23
2006	Jamie Klages	23
2007	Jessica Mills	31
2008	Brittany Pfeil	16
2009	Tara Macdonald	14
2010	Emma Stevens	12
2011	Emma Stevens	35
2012	Emma Stevens	35
2013	Emma Stevens	26
2014	Kelly Schatz	33
2015	Erika Johnson	25
2016	Aubrei Corder	20
2017	Aubrei Corder	13
2018	Aubrei Corder	28
2019	Aubrei Corder	23
2020-21	Makinzie Short	16
2021	Sami Hauk	12
2022	Sami Hauk	31

GOALKEEPER SAVES

Year	Goalkeeper	Saves
1994	Alison Dudley	57
1995	Michelle Denomme	54
1996	Rebecca Hornbacher	82
1997	Rebecca Hornbacher	59
1998	Karina LeBlanc	55
1999	Karina LeBlanc	72
2000	Karina LeBlanc	74
2001	Erin Miller	109
2002	Erin Miller	130
2003	Brooke Bredenberg	77
2004	Katie Wright	108
2005	Jamie Klages	88
2006	Jamie Klages	68
2007	Jessica Mills	79
2008	Brittany Pfeil	59
2009	Tara Macdonald	45
2010	Tara Macdonald	70
2011	Emma Stevens	84
2012	Emma Stevens	74
2013	Emma Stevens	94
2014	Kelly Schatz	55
2015	Erika Johnson	70
2016	Aubrei Corder	78
2017	Aubrei Corder	53
2018	Aubrei Corder	56
2019	Aubrei Corder	62
2020-21	Makinzie Short	32
2021	Sami Hauk	42
2022	Sami Hauk	77



FOR THE RECORD

Nebraska's All-Time Record	348-189-58
Home Games	211-69-35
Barbara Hibner Stadium (2015-present; 6 years)	34-24-17
Nebraska Soccer Field (2005-2014; 10 years)	70-27-14
Abbott Sports Complex (1995-2004; 10 years; 1 game in 1994, 1 game in 2012)	101-17-4
Whittier Field (1994; 1 year)	6-1-0
Away Games	103-97-22
Neutral Games	34-23-1
Overtime Games	31-19-46
NCAA Tournament	17-12
NCAA Tournament Record	17-12
NCAA Tournament Appearances	12 (1996, 1997, 1998, 1999, 2000, 2001, 2002, 2003, 2004, 2005, 2013, 2016)
Conference Records	
Conference Regular-Season Record	150-98-32
Conference Tournament Record	23-13
Big Ten Conference (2011-present)	
Big Ten Conference Record	52-54-24
Big Ten Conference Regular-Season Titles	1 (2013)
Big Ten Tournament Record	5-4
Big Ten Tournament Titles	1 (2013)
Big 12 Conference (1996-2010)	
Big 12 Conference Record	98-43-8
Big 12 Conference Regular-Season Titles	3 (1996, 1999, 2000)
Big 12 Tournament Record	18-9
Big 12 Tournament Titles	5 (1996, 1998, 1999, 2000, 2002)
Against the Top 25	48-85-16
Against Each Conference	
Against the American	3-0-0
Against Big Ten Teams	64-54-24
Against the America East	1-0-0
Against the ACC	8-11-3
Against the Atlantic Sun	1-0-0
Against the Atlantic 10	3-2-0
Against Big 12 Teams	133-58-11
Against the Big East	8-4-2
Against the Big Sky	7-0-1
Against the Big West	3-2-0
Against the Colonial	1-0-0
Against Conference USA	8-0-0
Against the Great West	2-0-0
Against the Horizon League	3-0-1
Against Independents	7-0-0
Against the Ivy League	2-0-0
Against the Mid-American	3-1-0
Against the Mid-Continent	3-0-0
Against the Midwestern Collegiate	2-1-0
Against the Missouri Valley	14-4-3
Against the Mountain West	5-3-2
Against the Ohio Valley	4-0-0
Against the Pac-12	13-15-1
Against the Patriot League	1-0-0
Against the SEC	13-5-1
Against the Southland	4-0-0
Against the Summit League	5-1-1
Against the Sun Belt	2-1-0
Against the WAC	7-1-0
Against the West Coast	6-13-2
Non-Division I Teams	5-0-0
When Leading at the Half	251-10-16
When Trailing at the Half	20-108-4
When Tied at the Half	77-68-34
All-Time Score	1,343-728

NEBRASKA

Points.....	39
(Nebraska 11, Arkansas-Little Rock 0, Aug. 27, 2000)	
Goals	11
3 times; most recent: (Nebraska 11, Drury 0, Sept. 3, 2000)	
Assists	17
(Nebraska 11, Arkansas-Little Rock 0, Aug. 27, 2000)	
Goalkeeper Saves	13
(Nebraska 0, Oklahoma 0, Oct. 14, 2010)	
Shots	60
(vs. Iowa State, Oct. 6, 1995)	
Shots on Goal.....	30
(vs. Arkansas-Little Rock, Aug. 27, 2000)	
Shots Allowed	33
(vs. Portland, Nov. 13, 2005)	
Shots on Goal Allowed	17
(vs. Penn State, Oct. 20, 2022)	
Fewest Shots	2
(at North Carolina, Sept. 7, 2003) (at Baylor, Aug. 31, 2012) (at Northwestern, March 21, 2021)	
Fewest Shots Allowed	0
4 times; most recent: (vs. Oral Roberts, Sept. 3, 1999)	
Corner Kicks	27
(Nebraska 7, Belmont 0, Sept. 6, 2002) (Nebraska 2, Murray State 0, Sept. 21, 2003)	
Fouls	28
(vs. Missouri, Nov. 8, 1998)	
Goals, Defeat.....	4
(Penn State 5, Nebraska 4, Oct. 14, 2011)	
Goals Allowed.....	6
(Notre Dame 6, Nebraska 0, Nov. 23, 1997) (North Carolina 6, Nebraska 0, Sept. 7, 2003) (Florida 6, Nebraska 1, Aug. 31, 2008) (Minnesota 6, Nebraska 3, Oct. 28, 2011) (Baylor 6, Nebraska 0, Sept. 2, 2018)	
Goals Allowed, Victory.....	4
(Nebraska 7, Kansas 4, Oct. 23, 2009) (Nebraska 5, Texas Tech 4, Oct. 3, 2010)	
Goals, First Half.....	7
(vs. Oklahoma State, Oct. 24, 1999) (vs. Arkansas-Little Rock, Aug. 27, 2000)	
Goals, Second Half.....	7
(Nebraska 10, Texas Tech 1, Nov. 3, 1999) (Nebraska 9, South Dakota 0, Sept. 18, 2009)	
Margin of Victory.....	11
3 times; most recent: (Nebraska 11, Drury 0, Sept. 3, 2000)	
Margin of Victory, Shutout	11
6 times; most recent: (Nebraska 11, Drury 0, Sept. 3, 2000)	
Margin of Victory, Home	11
3 times; most recent: (Nebraska 11, Drury 0, Sept. 3, 2000)	
Margin of Victory, Away	7
(Nebraska 7, Oklahoma 0, Oct. 26, 1997)	

Margin of Defeat.....	6
(Notre Dame 6, Nebraska 0, Nov. 23, 1997) (North Carolina 6, Nebraska 0, Sept. 7, 2003) (Baylor 6, Nebraska 0, Sept. 2, 2018)	
Margin of Defeat, Shutout.....	6
(Notre Dame 6, Nebraska 0, Nov. 23, 1997) (North Carolina 6, Nebraska 0, Sept. 7, 2003) (Baylor 6, Nebraska 0, Sept. 2, 2018)	
Margin of Defeat, Home	4
(Texas 4, Nebraska 0, Oct. 4, 2002) (Penn State 4, Nebraska 0, Oct. 12, 2012) (Ohio State 4, Nebraska 0, Oct. 14, 2012)	
Margin of Defeat, Away	6
(Notre Dame 6, Nebraska 0, Nov. 23, 1997) (North Carolina 6, Nebraska 0, Sept. 7, 2003) (Baylor 6, Nebraska 0, Sept. 2, 2018)	
Quickest Goal	0:19
(Stacy Bartels, at Minnesota, Oct. 28, 2011)	
Quickest Goal Allowed	0:39
(Simone Kolander, vs. Minnesota, Nov. 6, 2013)	
Quickest Goal, Second Half	45:23
(Mayme Conroy, at Illinois, Sept. 29, 2013)	
Quickest Goal Allowed, Second Half	45:19
(Nkem Ezurike, vs. Michigan, Oct. 2, 2011)	
Quickest Goal, Overtime	90:51
(Aysha Jamani, vs. Baylor, Oct. 6, 2006)	
Quickest Goal Allowed, Overtime	90:42
(Courtney Gaines, at Texas, Oct. 7, 2007)	
Shortest Span Between Goals	0:17
(Brittany Timko vs. Iowa State, Sept. 26, 2004)	
Shortest Span Between Goals Allowed	0:20
(at Baylor, Sept. 2, 2018)	



Freshman Christy Harms turned in a hat trick in Nebraska's 11-0 win over Drury on Sept. 3, 2000, as the Huskers set the team record for most goals in a single game.

BOTH TEAMS

Attendance - Home.....	4,830
(vs. North Carolina, Aug. 30, 2002)	
Attendance - Away.....	5,108
(at Brigham Young, Aug. 31, 2013)	
Points.....	42
(vs. Colorado (NU 36), Oct. 13, 1996)	
Goals	12
(vs. Colorado (W, 10-2), Oct. 13, 1996)	
Assists	18
(vs. Colorado (NU 16), Oct. 13, 1996)	
Goalkeeper Saves	22
(vs. Northern Colorado (NU 7), Sept. 16, 2012)	
Shots	60
(vs. Iowa State (NU 60), Oct. 6, 1995) (vs. Arkansas-Little Rock (NU 59), Aug. 27, 2000)	
Shots on Goal.....	30
(vs. Arkansas-Little Rock (NU 30), Aug. 27, 2000)	
Fewest Shots.....	11
(vs. Oregon (NU 7), Aug. 24, 2018)	
Fewest Shots on Goal	4
(vs. Montana (NU 2), Sept. 3, 2017) (vs. Oregon State (NU 4), Aug. 26, 2018) (vs. Purdue (NU 2), Sept. 23, 2018)	
Corner Kicks	27
(vs. Minnesota (NU 19), Nov. 17, 1996) (vs. Belmont (NU 27), Sept. 6, 2002) (vs. Murray State (NU 27), Sept. 21, 2003)	
Fouls.....	48
(vs. Missouri (NU 28), Nov. 8, 1998)	
Longest Game	150:00
(vs. Notre Dame (4 OT), Nov. 28, 1999)	

OPPONENTS

Points.....	21
North Carolina (Sept. 7, 2003)	
Goals	6
Notre Dame (Nov. 23, 1997) North Carolina (Sept. 7, 2003) Florida (Aug. 31, 2008) Minnesota (Oct. 28, 2011) Baylor (Sept. 2, 2018)	
Assists	9
North Carolina (Sept. 7, 2003)	
Shots	33
Portland (Nov. 13, 2005)	
Shots on Goal.....	16
North Carolina (Sept. 7, 2003)	
Goalkeeper Saves	19
Arkansas-Little Rock (Aug. 27, 2000)	
Corner Kicks	13
Texas (Oct. 26, 2003)	
Fouls	23
Arizona (Aug. 31, 2001)	
Victory Margin.....	6
Notre Dame, 6-0 (Nov. 23, 1997) North Carolina, 6-0 (Sept. 7, 2003) Baylor, 6-0 (Sept. 2, 2018)	

WINS

No.	Year	Wins
1.	1996	23
2.	1999	22
	2000	22
4.	2013	19
5.	1997	18
6.	1998	17
	2001	17

WINNING PERCENTAGE

No.	Year	Pct.	(Record)
1.	1996	.958	(23-1-0)
2.	1999	.920	(22-1-2)
3.	2000	.917	(22-2-0)
4.	1997	.818	(18-4-0)
5.	2013	.813	(19-4-1)
6.	1998	.795	(17-4-1)

GAMES PLAYED

No.	Year	Games
1.	1999	25
	2002	25
3.	1996	24
	2000	24
	2013	24
6.	2001	23
	2004	23
	2005	23

HOME WINS

No.	Year	Wins
1.	1996	13
2.	1997	12
	1999	12
	2001	12
5.	2000	11

HOME WINNING PERCENTAGE

No.	Year	Pct.	(Record)
1.	1996	1.000	(13-0-0)
	1997	1.000	(12-0-0)
	2001	1.000	(12-0-0)
4.	1999	.962	(12-0-1)
5.	2009	.909	(9-0-2)

POINTS

No.	Year	Points
1.	1999	316
2.	2000	298
3.	1996	251
4.	1998	225
5.	1997	224

GOALS

No.	Year	Goals
1.	1999	108
2.	2000	95
3.	1996	92
4.	1997	82
5.	1998	76

ASSISTS

No.	Year	Assists
1.	2000	108
2.	1999	100
3.	1998	73
4.	1996	67
5.	1997	60
	2001	60

SHOTS

No.	Year	Shots
1.	2000	656
2.	1999	587
3.	1996	534
4.	2001	532
5.	1997	483

SHOTS ON GOAL

No.	Year	SOG
1.	2000	323
2.	1996	314
3.	1999	309
4.	1998	249
5.	1997	241

GOALS-AGAINST AVERAGE

No.	Year	GAA
1.	2000	0.42
2.	1999	0.54
3.	1996	0.59
4.	2017	0.63
5.	1998	0.79

GOALS ALLOWED

No.	Year	Goals
1.	2000	10
2.	2017	13
3.	1999	14
4.	1996	15
5.	2020-21*	16

SAVES

No.	Year	Saves
1.	2002	135
2.	2003	123
3.	2004	114
4.	2001	112
5.	2005	106

SHUTOUTS

No.	Year	Shutouts
1.	2000	16
2.	1997	14
	2002	14
4.	1999	13
5.	1998	12

SHOTS ALLOWED

No.	Year	Shots
1.	2020-21*	139
2.	1995	154
3.	1997	166
4.	2017	172
5.	1994	175

SHOTS ON GOAL ALLOWED

No.	Year	SOG
1.	2020-21*	52
2.	2017	66
3.	1997	82
4.	1999	86
5.	2000	88

CORNER KICKS

No.	Year	Corners
1.	2000	265
2.	1999	253
3.	2002	205
4.	1998	196
5.	2001	187

**HOME ATTENDANCE
(Ranked by Total)**

No.	Year	Games	Total	Average
1.	1999	13	19,874	1,529
2.	2016	11	13,002	1,182
3.	2015	9	12,427	1,381
4.	1996	13	12,277	944
5.	2001	12	11,747	979

*Only played 10 games in the 2020-21 spring season

ALL-TIME TEAM STREAKS

Winning Streak	23
(Began Aug. 30, 1996; Ended Dec. 1, 1996)	
Unbeaten Streak.....	32
(Began Sept. 24, 1999; Ended Oct. 15, 2000)	
Losing Streak.....	5
(Began Oct. 14, 2007; Ended Nov. 2, 2007)	
(Began Sept. 25, 2011; Ended Oct. 16, 2011)	
Non-Winning Streak	10
(Began Oct. 14, 2007; Ended Sept. 7, 2008)	
Consecutive Home Wins	27
(Began Oct. 20, 1995; Ended Sept. 4, 1998)	
Consecutive Away Wins	13
(Began Oct. 1, 1999; Ended Sept. 25, 2001)	
Consecutive Neutral Site Wins	8
(Began Nov. 3, 1999; Ended Nov. 9, 2001)	
Consecutive Regular-Season Conference Wins	16
(Began Nov. 6, 1998; Ended Oct. 15, 2000)	
Consecutive Wins vs. Conference Teams	23
(Began Nov. 6, 1998; Ended Oct. 15, 2000)	
Consecutive Home Conference Wins.....	24
(Began Oct. 27, 1996; Ended Oct. 15, 2000)	
Consecutive Away Conference Wins.....	10
(Began Oct. 1, 1999; Ended Oct. 12, 2001)	
Consecutive Conference Tournament Wins	9
(Began Nov. 6, 1998; Ended Nov. 9, 2001)	
Consecutive Shutouts	9
(Began Sept. 18, 1997; Ended Oct. 24, 1997)	
Consecutive Shutout Minutes.....	936:59
(Began Sept. 14, 1997; Ended Oct. 24, 1997)	
Consecutive Conference Shutouts.....	7
(Began Nov. 8, 1998; Ended Oct. 15, 1999)	
Consecutive Conference Shutout Minutes	716:35
(Began Nov. 6, 1998; Ended Oct. 15, 1999)	
Consecutive Games With At Least One Goal.....	38
(Began Oct. 1, 1999; Ended Nov. 17, 2000)	
Consecutive Winning Seasons.....	12
(Began 1995; Ended 2006)	
Consecutive NCAA Tournaments	10
(Began 1996; Ended 2005)	
Consecutive NCAA Sweet 16 Appearances.....	7
(Began 1996; Ended 2002)	
Final Top 25 NSCAA Rankings.....	10
(Began 1996; Ended 2005)	
Final Top 10 NSCAA Rankings.....	5
(Began 1996; Ended 2000)	
Consecutive Weeks in NSCAA Top 25	85
(Began Aug. 26, 1996; Ended Oct. 28, 2002)	



WINS

Year	Wins	Home Wins
1994	14	7
1995	10	8
1996	23	13
1997	18	12
1998	17	10
1999	22	12
2000	22	11
2001	17	12
2002	16	7
2003	13	8
2004	14	7
2005	14	9
2006	10	8
2007	5	4
2008	10	8
2009	11	9
2010	13	9
2011	7	4
2012	7	3
2013	19	9
2014	8	7
2015	8	4
2016	11	8
2017	9	4
2018	9	5
2019	4	2
2020-21	2	2
2021	7	3
2022	8	6
Total	341	209

GAMES PLAYED

Year	Games
1994	18
1995	18
1996	24
1997	22
1998	22
1999	25
2000	24
2001	23
2002	25
2003	22
2004	23
2005	23
2006	20
2007	19
2008	20
2009	20
2010	21
2011	18
2012	20
2013	24
2014	19
2015	17
2016	22
2017	19
2018	21
2019	18
2020-21	10
2021	18
2022	20
Totals	577

WINNING PERCENTAGE

Year	Pct.	(Record)
1994	.778	(14-4-0)
1995	.556	(10-8-0)
1996	.958	(23-1-0)
1997	.818	(18-4-0)
1998	.795	(17-4-1)
1999	.920	(22-1-2)
2000	.917	(22-2-0)
2001	.761	(17-5-1)
2002	.700	(16-6-3)
2003	.614	(13-8-1)
2004	.609	(14-9-0)
2005	.630	(14-8-1)
2006	.575	(10-7-3)
2007	.368	(5-10-4)
2008	.525	(10-9-1)
2009	.650	(11-5-4)
2010	.642	(13-7-1)
2011	.416	(7-10-1)
2012	.375	(7-12-1)
2013	.813	(19-4-1)
2014	.474	(8-9-2)
2015	.529	(8-7-2)
2016	.614	(11-6-5)

2017	.605	(9-5-5)
2018	.548	(9-7-5)
2019	.333	(4-10-4)
2020-21	.350	(2-5-3)
2021	.444	(7-9-2)
2022	.525	(8-7-5)
Totals	.634	(348-189-58)

HOME WINNING PERCENTAGE

Year	Pct.	(Record)
1994	.875	(7-1-0)
1995	.727	(8-3-0)
1996	1.000	(13-0-0)
1997	1.000	(12-0-0)
1998	.875	(10-1-1)
1999	.962	(12-0-1)
2000	.846	(11-2-0)
2001	1.000	(12-0-0)
2002	.666	(7-3-2)
2003	.888	(8-1-0)
2004	.539	(7-6-0)
2005	.731	(9-3-1)
2006	.679	(8-3-3)
2007	.550	(4-3-3)
2008	.773	(8-2-1)
2009	.909	(9-0-2)
2010	.900	(9-1-0)
2011	.450	(4-5-1)
2012	.350	(3-6-1)
2013	.818	(9-2)
2014	.667	(7-3-2)
2015	.500	(4-4-1)
2016	.818	(8-1-2)
2017	.556	(4-3-2)
2018	.600	(5-3-2)
2019	.389	(2-4-3)
2020-21	.500	(2-2-2)
2021	.375	(3-4-1)
2022	.615	(6-3-4)
Totals	.	(214-69-35)

POINTS

Year	Games	Goals	Assists	Points
1994	18	50	20	120
1995	18	48	44	140
1996	24	92	67	251
1997	22	82	60	224
1998	22	76	73	225
1999	25	108	100	316
2000	24	95	108	298
2001	23	68	60	196
2002	25	52	37	141
2003	22	40	39	119
2004	23	49	36	134
2005	23	45	46	136
2006	20	31	31	93
2007	19	25	16	66
2008	20	31	28	90
2009	20	62	57	181
2010	21	48	41	137
2011	18	43	38	124
2012	20	27	19	73
2013	24	54	44	152
2014	19	31	21	83
2015	17	23	16	62
2016	22	25	20	70
2017	19	30	23	83
2018	21	28	25	81
2019	18	12	6	30
2020-21	10	6	5	17
2021	18	30	30	90
2022	20	31	32	94
Totals	595	1,342	1,142	3,726

GOALS

Year	Games	Goals
1994	18	50
1995	18	48
1996	24	92
1997	22	82
1998	22	76
1999	25	108
2000	24	95
2001	23	68
2002	25	52
2003	22	40
2004	23	49
2005	23	45
2006	20	31
2007	19	25

2008	20	31
2009	20	62
2010	21	48
2011	18	43
2012	20	27
2013	24	54
2014	19	31
2015	17	23
2016	22	25
2017	19	30
2018	21	28
2019	18	12
2020-21	10	6
2021	18	30
2022	20	31
Totals	595	1,342

ASSISTS

Year	Games	Assists
1994	18	20
1995	18	44
1996	24	67
1997	22	60
1998	22	73
1999	25	100
2000	24	108
2001	23	60
2002	25	37
2003	22	39
2004	23	36
2005	23	46
2006	20	31
2007	19	16
2008	20	28
2009	20	57
2010	21	41
2011	18	38
2012	20	19
2013	24	44
2014	19	21
2015	17	16
2016	22	20
2017	19	23
2018	21	25
2019	18	6
2020-21	10	5
2021	18	30
2022	20	32
Totals	595	1,142

SHOTS

Year	Games	Shots
1994	18	350
1995	18	476
1996	24	534
1997	22	483
1998	22	463
1999	25	587
2000	24	656
2001	23	532
2002	25	426
2003	22	382
2004	23	401
2005	23	393
2006	20	344
2007	19	327
2008	20	364
2009	20	422
2010	21	375
2011	18	309
2012	20	291
2013	24	398
2014	19	238
2015	17	190
2016	22	240
2017	19	302
2018	21	223
2019	18	187
2020-21	10	86
2021	18	282
2022	20	307
Totals	595	10,568

SHOTS ON GOAL

Year	Games	SOG
1994	18	193
1995	18	235
1996	24	314
1997	22	241
1998	22	249
1999	25	309



2000	24	323
2001	23	210
2002	25	205
2003	22	172
2004	23	171
2005	23	186
2006	20	131
2007	19	147
2008	20	147
2009	20	179
2010	21	164
2011	18	149
2012	20	148
2013	24	183
2014	19	116
2015	17	92
2016	22	101
2017	19	124
2018	21	99
2019	18	70
2020-21	10	39
2021	18	144
2022	20	124
Totals	595	4,965

GOALS-AGAINST AVERAGE

Year	Games	Minutes	GA	GAA
1994	18	1,672	19	1.06
1995	18	1,650	26	1.42
1996	24	2,279	15	0.59
1997	22	1,980	18	0.82
1998	22	2,062	18	0.79
1999	25	2,354	14	0.54
2000	24	2,160	10	0.42
2001	23	2,100	27	1.16
2002	25	2,311	22	0.85
2003	22	2,030	36	1.60
2004	23	2,087	29	1.25
2005	23	2,094	29	1.25
2006	20	1,901	24	1.14
2007	19	1,791	33	1.66
2008	20	1,857	28	1.36
2009	20	1,888	33	1.57
2010	21	1,914	34	1.60
2011	18	1,660	36	1.94
2012	20	1,858	38	1.84
2013	24	2,225	26	1.05
2014	19	1,771	33	1.73
2015	17	1,590	26	1.47
2016	22	2,109	20	0.85
2017	19	1,847	13	0.63
2018	21	1,992	29	1.31
2019	18	1,700	24	1.23
2020-21	10	976	16	1.48
2021	18	1,678	23	1.24
2022	20	1,800	33	1.65
Totals	595	55,246	732	0.79

GOALS ALLOWED

Year	Games	Goals
1994	18	19
1995	18	26
1996	24	15
1997	22	18
1998	22	18
1999	25	14
2000	24	10
2001	23	27
2002	25	22
2003	22	36
2004	23	29
2005	23	29
2006	20	24
2007	19	33
2008	20	28
2009	20	33
2010	21	34
2011	18	36
2012	20	38
2013	24	26
2014	19	33
2015	17	26
2016	22	20
2017	19	13
2018	21	29
2019	18	24
2020-21	10	16
2021	18	23
2022	20	26
Totals	595	725

SAVES

Year	Games	Saves
1994	18	61
1995	18	58
1996	24	89
1997	22	64
1998	22	72
1999	25	72
2000	24	78
2001	23	112
2002	25	135
2003	22	123
2004	23	114
2005	23	106
2006	20	73
2007	19	85
2008	20	74
2009	20	81
2010	21	102
2011	18	89
2012	20	97
2013	24	100
2014	19	59
2015	17	71
2016	22	78
2017	19	53
2018	21	60
2019	18	65
2020-21	10	36
2021	18	72
2022	20	84
Totals	595	2,362

SHUTOUTS

Year	Games	Shutouts
1994	18	5
1995	18	7
1996	24	14
1997	22	11
1998	22	12
1999	25	13
2000	24	16
2001	23	7
2002	25	14
2003	22	4
2004	23	7
2005	23	6
2006	20	5
2007	19	4
2008	20	5
2009	20	3
2010	21	5
2011	18	3
2012	20	3
2013	24	8
2014	19	5
2015	17	6
2016	22	11
2017	19	8
2018	21	6
2019	18	4
2020-21	10	4
2021	18	8
2022	20	5
Totals	595	202

SHOTS ALLOWED

Year	Games	Shots
1994	18	175
1995	18	154
1996	24	180
1997	22	166
1998	22	204
1999	25	187
2000	24	200
2001	23	248
2002	25	346
2003	22	319
2004	23	314
2005	23	311
2006	20	261
2007	19	241
2008	20	252
2009	20	253
2010	21	267
2011	18	272
2012	20	285
2013	24	373
2014	19	202
2015	17	217

2016	22	221
2017	19	172
2018	21	200
2019	18	176
2020-21	10	139
2021	18	213
2022	20	226
Totals	595	6,774

SHOTS ON GOAL ALLOWED

Year	Games	SOG
1994	18	113
1995	18	132
1996	24	91
1997	22	82
1998	22	90
1999	25	86
2000	24	88
2001	23	139
2002	25	153
2003	22	159
2004	23	143
2005	23	135
2006	20	97
2007	19	118
2008	20	102
2009	20	114
2010	21	136
2011	18	125
2012	20	135
2013	24	127
2014	19	92
2015	17	97
2016	22	98
2017	19	66
2018	21	89
2019	18	89
2020-21	10	52
2021	18	101
2022	20	116
Totals	595	3,175

CORNER KICKS

Year	Games	Corners
1994	18	103
1995	18	140
1996	24	182
1997	22	130
1998	22	196
1999	25	253
2000	24	265
2001	23	187
2002	25	205
2003	22	154
2004	23	148
2005	23	169
2006	20	146
2007	19	90
2008	20	129
2009	20	139
2010	21	126
2011	18	70
2012	20	100
2013	24	115
2014	19	96
2015	17	79
2016	22	103
2017	19	103
2018	21	94
2019	18	96
2020-21	10	31
2021	18	95
2022	20	104
Totals	595	3,848

HOME ATTENDANCE

Year	Games	Total	Average
1994	8	2,056	257
1995	11	4,076	371
1996	13	12,277	944
1997	12	9,086	757
1998	12	11,062	922
1999	13	19,874	1,529
2000	13	10,867	836
2001	12	11,747	979
2002	12	11,440	953
2003	9	6,508	723
2004	13	10,749	827
2005	13	6,151	473
2006	14	5,681	406

2007	10	4,693	469
2008	11	5,885	535
2009	11	4,764	433
2010	10	5,231	523
2011	10	6,711	671
2012	10	4,038	404
2013	11	4,680	425
2014	12	4,368	364
2015	9	12,427	1,381
2016	11	13,002	1,182
2017	9	9,579	1,064
2018	10	10,287	1,029
2019	9	8,129	903
2020-21	6	704	117
2021	8	5,355	669
2022	13	12,124	933
Totals	314	233,551	744



TEAM FINISHES

Year	NU Finish	Opponent
2022	Big Ten Semifinals	Michigan State
2021	Did Not Qualify	N/A
2020-21	Did Not Qualify	N/A
2019	Did Not Qualify	N/A
2018	Big Ten Semifinals	Minnesota
2017	Did Not Qualify	N/A
2016	Big Ten First Round	Northwestern
2015	Did Not Qualify	N/A
2014	Did Not Qualify	N/A
2013	Big Ten Champion	Iowa
2012	Big Ten First Round	Ohio State
2011	Did Not Qualify	N/A
2010	Big 12 Semifinals	Oklahoma State
2009	Big 12 First Round	Oklahoma State
2008	Big 12 First Round	Colorado
2007	Did Not Qualify	N/A
2006	Big 12 First Round	Texas
2005	Big 12 Semifinals	Texas A&M
2004	Big 12 First Round	Texas
2003	Big 12 Semifinals	Missouri
2002	Big 12 Champion	Texas A&M
2001	Big 12 Semifinals	Texas A&M
2000	Big 12 Champion	Texas A&M
1999	Big 12 Champion	Missouri
1998	Big 12 Champion	Missouri
1997	Big 12 Runner-up	Texas A&M
1996	Big 12 Champion	Texas A&M

TOURNAMENT RESULTS (23-13)

Date	Game	Result
Oct. 30, 2022	vs. Ohio State	W, 4-0
Nov. 3, 2022	vs. Michigan State	L, 1-2
Nov. 2, 2018	vs. Minnesota	L, 0-2
Oct. 28, 2018	at Ohio State	T, 0-0 (2OT)
Oct. 30, 2016	at Northwestern	T, 0-0 (2OT)
Nov. 10, 2013	vs. Iowa	W, 1-0
Nov. 8, 2013	vs. Indiana	W, 3-1
Nov. 6, 2013	vs. Minnesota	W, 4-1
Oct. 31, 2012	vs. Ohio State	L, 0-1
Nov. 5, 2010	vs. Oklahoma State	L, 2-3 (OT)
Nov. 3, 2010	vs. Missouri	W, 4-1
Nov. 4, 2009	vs. Oklahoma State	L, 0-3
Nov. 5, 2008	vs. Colorado	L, 0-1
Nov. 1, 2006	vs. Texas	L, 0-1 (OT)
Nov. 4, 2005	vs. Texas A&M	L, 2-4
Nov. 2, 2005	vs. Kansas	W, 3-1
Nov. 3, 2004	vs. Texas	L, 0-2
Nov. 7, 2003	vs. Missouri	L, 2-3
Nov. 6, 2003	vs. Texas A&M	W, 2-1 (OT)
Nov. 10, 2002	vs. Texas A&M	W, 1-0
Nov. 8, 2002	vs. Texas	W, 2-1 (OT)
Nov. 7, 2002	vs. Kansas	W, 2-1
Nov. 9, 2001	vs. Texas A&M	L, 2-3
Nov. 8, 2001	vs. Baylor	W, 5-1
Nov. 4, 2000	vs. Texas A&M	W, 4-1
Nov. 3, 2000	vs. Baylor	W, 4-0
Nov. 1, 2000	vs. Kansas	W, 4-0
Nov. 6, 1999	vs. Missouri	W, 2-1
Nov. 4, 1999	vs. Baylor	W, 7-1
Nov. 3, 1999	vs. Texas Tech	W, 10-1
Nov. 9, 1998	vs. Missouri	W, 4-0
Nov. 7, 1998	vs. Texas A&M	W, 3-2 (3OT)

Nov. 9, 1997	vs. Texas A&M	L, 1-3
Nov. 7, 1997	vs. Baylor	W, 4-1

Nov. 10, 1996	vs. Texas A&M	W, 1-0 (2OT)
Nov. 9, 1996	vs. Missouri	W, 2-1

GAME RECORDS

Points

No.	Player (Opponent, Year)	Points
1.	Kim Engesser (Baylor, 1997)	8
2.	Kim Engesser (Missouri, 1998)	4
	Christine Latham (Baylor, 1999)	4
	Sharolta Nonen (Baylor, 1999)	4
	Kori Saunders (Texas Tech, 1999)	4
	Najah Williams (Texas Tech, 1999)	4
	Christine Latham (Kansas, 2000)	4
	Meghan Anderson (Baylor, 2000)	4
	Kelly Rheem (Baylor, 2001)	4
	Brittany Timko (Texas A&M, 2003)	4
	Jessie Bruch (Texas A&M, 2005)	4
	Jaycie Johnson (Indiana, 2013)	4

Goals

No.	Player (Opponent, Year)	Goals
1.	Kim Engesser (Baylor, 1997)	4
2.	12 tied	2

Assists

No.	Player (Opponent, Year)	Assists
1.	Jenny Benson (Missouri, 1999)	2
	Sharolta Nonen (Baylor, 1999)	2
	Sharolta Nonen (Texas Tech, 1999)	2
	Jenny Benson (Kansas, 2000)	2
	Christine Latham (Texas A&M, 2000)	2
	Jenna Cooper (Missouri, 2003)	2
	Jordan Jackson (Indiana, 2013)	2

Shots

No.	Player (Opponent, Year)	Shots
1.	Morgan Marlborough (Missouri, 2010)	9
2.	Meghan Anderson (Missouri, 1999)	8
3.	Christine Latham (Kansas, 2000)	7
	Christine Latham (Texas A&M, 2000)	7
	Meghan Anderson (Texas A&M, 2001)	7

Shots on Goal

No.	Player (Opponent, Year)	SOG
1.	Kim Engesser (Baylor, 1997)	5
	Christine Latham (Kansas, 2000)	5
	Morgan Marlborough (Missouri, 2010)	5
	Jaycie Johnson (Indiana, 2013)	5
5.	Najah Williams (Texas Tech, 1999)	4
	Aysha Jamani (Kansas, 2005)	4

Minutes in Goal

No.	Player (Opponent, Year)	Minutes
1.	Karina LeBlanc (Texas A&M, 1998)	125:32
2.	Rebecca Hornbacher (Texas A&M, 1996)	117:47
3.	Aubrei Corder (Ohio State, 2018)	110:00
	Aubrei Corder (Northwestern, 2016)	110:00
5.	Tara Macdonald (Oklahoma State, 2010)	92:53

Goalkeeper Saves

No.	Player (Opponent, Year)	Saves
1.	Karina LeBlanc (Texas A&M, 1998)	12
2.	Erin Miller (Texas A&M, 2001)	9
3.	Karina LeBlanc (Baylor, 1999)	8
	Erin Miller (Texas A&M, 2002)	8
	Erin Miller (Texas, 2002)	8

Team Points

No.	Opponent	Points
1.	vs. Texas Tech, 1999	26
2.	vs. Baylor, 1999	20
3.	vs. Texas A&M, 2000	15
	vs. Baylor, 2001	15
5.	vs. Missouri, 1998	13

Team Goals

No.	Opponent	Goals
-----	----------	-------



Nebraska won five Big 12 Tournaments, including the 1998 title.

1.	vs. Texas Tech, 1999	10
2.	vs. Baylor, 1999	7
3.	vs. Baylor, 2001	5
4.	vs. Baylor, 1997	4
	vs. Missouri, 1998	4
	vs. Kansas, 2000	4
	vs. Baylor, 2000	4
	vs. Texas A&M, 2000	4
	vs. Missouri, 2010	4
	vs. Minnesota, 2013	4

Team Assists

No.	Opponent	Assists
1.	vs. Baylor, 1999	8
2.	vs. Texas A&M, 2000	7
3.	vs. Missouri, 1998	5
	vs. Texas Tech, 1999	5
5.	vs. Missouri, 1999	4
	vs. Missouri, 2010	4
	vs. Indiana, 2013	4

Team Fouls

No.	Opponent	Fouls
1.	vs. Missouri, 1998	28
2.	vs. Texas, 2002	24
3.	vs. Texas A&M, 2002	23
4.	vs. Texas A&M, 1998	22
	vs. Texas A&M, 2001	22

TOURNAMENT RECORDS

Points

No.	Player (Year)	Points
1.	Kim Engesser (1997)	10
2.	Christine Latham (1999)	9
	Christine Latham (2000)	9
4.	Sharolta Nonen (1999)	6
	Kori Saunders (1999)	6
	Christy Harms (2000)	6
	Christine Latham (2002)	6
	Jessie Bruch (2005)	6
	Jaycie Johnson (2013)	6

Goals

No.	Player (Year)	Goals
1.	Kim Engesser (1997)	5
2.	Christine Latham (1999)	4
3.	Kori Saunders (1999)	3

Christine Latham (2000)	3
Christy Harms (2000)	3
Christine Latham (2002)	3
Jessie Bruch (2005)	3
Jaycie Johnson (2013)	3

Assists

No.	Player (Year)	Assists
1.	Sharolta Nonen (1999)	4
	Jenny Benson (2000)	4
3.	Jenny Benson (1999)	3
	Christine Latham (2000)	3
	Jenna Cooper (2003)	3

Shots

No.	Player (Year)	Shots
1.	Christine Latham (2000)	16
2.	Morgan Marlborough (2010)	13
3.	Meghan Anderson (2001)	12
	Jaycie Johnson (2013)	12
5.	Meghan Anderson (1999)	11
	Christine Latham (2002)	11

Shots on Goal

No.	Player (Year)	SOG
1.	Jaycie Johnson (2013)	9
2.	Christine Latham (2000)	8
3.	Kim Engesser (1997)	7
	Christine Latham (2002)	7
	Morgan Marlborough (2010)	7

Minutes in Goal

No.	Player (Year)	Minutes
1.	Erin Miller (2002)	270:56
2.	Karina LeBlanc (2000)	270:00
3.	Emma Stevens (2013)	261:33
4.	Karina LeBlanc (1999)	257:32
5.	Karina LeBlanc (1998)	225:55

Goalkeeper Saves

No.	Player (Year)	Saves
1.	Erin Miller (2002)	22
2.	Erin Miller (2001)	15
3.	Karina LeBlanc (1998)	13
	Karina LeBlanc (2000)	13
5.	Emma Stevens (2013)	11

Team Points

No.	Year	Points
1.	1999	54
2.	2000	35
3.	2013	23
4.	2001	22
5.	1998	21

Team Goals

No.	Year	Goals
1.	1999	19
2.	2000	12
3.	2013	8
4.	1998	7
	2001	7

Team Assists

No.	Year	Assists
1.	1999	16
2.	2000	11
3.	2001	8
4.	1998	7
	2013	7

Team Fouls

No.	Year	Fouls
1.	2002	59
2.	1998	50
	2000	50
4.	1999	41
5.	2001	39

CAREER RECORDS

Points

No.	Player (Years)	Points
1.	Christine Latham (1999-00-01-02)	28
2.	Kim Engesser (1997-98)	14
3.	Meghan Anderson (1998-99-00-01)	12
4.	Jenny Benson (1996-97-99-00)	10
5.	Sharolta Nonen (1996-97-98-99)	9
	Kelly Rheem (1998-99-00-01)	9

Goals

No.	Player (Years)	Goals
1.	Christine Latham (1999-00-01-02)	11
2.	Kim Engesser (1997-98)	7
3.	Kelly Rheem (1998-99-00-01)	4
	Jessie Bruch (2003-05-06-07)	4
5.	Lindsay Eddleman (1996-97-98-99)	3
	Kori Saunders (1999-00-01-02)	3
	Shannon Tanaka (1998-99-00-01)	3
	Christy Harms (2000-01-02-03)	3
	Brittany Timko (2003-04-05-06)	3
	Jaycie Johnson (2013-14-15-16)	3

Game-Winning Goals

No.	Player (Years)	GWG
1.	Christine Latham (1999-00-01-02)	3
2.	Kelly Rheem (1998-99-00-01)	2
3.	Kristen Gay (1995-96-97-98)	1
	Becky Hogan (1995-96-97-98)	1
	Jenny Benson (1996-97-99-00)	1
	Lindsay Eddleman (1996-97-98-99)	1
	Kim Engesser (1997-98)	1
	Amy Walsh (1997-98-99)	1
	Shannon Tanaka (1998-99-00-01)	1
	Jenna Cooper (2001-02-03)	1
	Lindsey Greenwood (2000-01)	1
	Lindsey Ingram (2001-02-03-04)	1
	Brittany Timko (2003-04-05-06)	1
	Jessie Bruch (2003-05-06-07)	1
	Morgan Marlborough (2009-10)	1
	Jordan Jackson (2009-10-13)	1
	Kylie Greischar (2011-12-13)	1
	Jaycie Johnson (2013-14-15-16)	1

Assists

No.	Player (Years)	Assists
1.	Jenny Benson (1996-97-99-00)	8
2.	Christine Latham (1999-00-01-02)	6
3.	Sharolta Nonen (1996-97-98-99)	5
4.	Isabelle Morneau (1996-97-98-99)	4
	Meghan Anderson (1998-99-00-01)	4
	Jenna Cooper (2001-02-03)	4

Game-Winning Assists

No.	Player (Years)	GWA
1.	Christine Latham (1999-00-01-02)	3
2.	Sharolta Nonen (1996-97-98-99)	2
	Christine Gluck (1997-98-99-00)	2
4.	Jenny Benson (1996-97-99-00)	1
	Isabelle Morneau (1996-97-98-99)	1
	Najah Williams (1997-98-99-00)	1
	Meghan Anderson (1998-99-00-01)	1
	Becky Preston (1998-99-00-01)	1
	Kori Saunders (1999-00-01-02)	1
	Kari Hogan (2002-03-04)	1
	Brittany Timko (2003-04-05-06)	1
	Molly Thomas (2008-10)	1
	Jordan Jackson (2009-10-13)	1

Shots

No.	Player	Shots
1.	Christine Latham (1999-00-01-02)	45
2.	Meghan Anderson (1998-99-00-01)	35
3.	Jordan Jackson (2009-10-13)	17
4.	Isabelle Morneau (1996-97-98-99)	16
	Kim Engesser (1997-98)	16

Shots on Goal

No.	Player (Years)	SOG
1.	Christine Latham (1999-00-01-02)	23
2.	Meghan Anderson (1998-99-00-01)	15

3.	Kim Engesser (1997-98)	13
4.	Isabelle Morneau (1996-97-98-99)	11
5.	Jaycie Johnson (2013-14-15-16)	9

Games Played

No.	Player (Years)	Games
1.	Christine Latham (1999-00-01-02)	11
	Kori Saunders (1999-00-01-02)	11
3.	Jenny Benson (1996-97-99-00)	10
	Christine Gluck (1997-98-99-00)	10
	Meghan Anderson (1998-99-00-01)	10
	Becky Preston (1998-99-00-01)	10
	Kelly Rheem (1998-99-00-01)	10
	Shannon Tanaka (1998-99-00-01)	10

Games Started

No.	Player (Years)	Starts
1.	Jenny Benson (1996-97-99-00)	10
	Meghan Anderson (1998-99-00-01)	10
3.	Isabelle Morneau (1996-97-98-99)	9
	Becky Preston (1998-99-00-01)	9
5.	Lindsay Eddleman (1996-97-98-99)	8
	Christine Gluck (1997-98-99-00)	8
	Karina LeBlanc (1997-98-99-00)	8
	Shannon Tanaka (1998-99-00-01)	8
	Kelly Rheem (1998-99-00-01)	8
	Christine Latham (1999-00-01-02)	8
	Kori Saunders (1999-00-01-02)	8
	Katie Bunkers (2002-03-04-05)	8

Goals-Against Average

No.	Player (Years)	GAA
1.	Aubrei Corder (2016-18)	0.58
2.	Karina LeBlanc (1997-98-99-00)	0.60
3.	Emma Stevens (2012-13)	0.77
4.	Rebecca Hornbacher (1996-97)	1.16
5.	Erin Miller (2000-01-02)	1.19

Goals Allowed

No.	Player (Years)	Goals
1.	Aubrei Corder (2016-18)	2
	Katie Wright (2003-04)	2
	Brittany Pfeil (2007-08)	2
4.	Emma Stevens (2012-13)	3
5.	Jamie Klages (2005-06)	4
	Brooke Bredenberg (2003)	4

NCAA TOURNAMENT RESULTS (17-12)

Date	Game	Result
Nov. 18, 2016	vs. UCLA	L, 0-2
Nov. 11, 2016	vs. South Dakota St.	T, 0-0 (2OT)
Nov. 22, 2013	vs. Boston College	L, 1-4
Nov. 15, 2013	vs. SE Louisiana	W, 4-0
Nov. 13, 2005	vs. Portland	L, 2-3
Nov. 11, 2005	vs. Creighton	W, 1-0
Nov. 20, 2004	at Illinois	L, 1-2
Nov. 14, 2004	at Kansas	W, 2-1 (OT)
Nov. 12, 2004	vs. Oral Roberts	W, 3-0
Nov. 16, 2003	at Portland	L, 1-4
Nov. 14, 2003	vs. Washington	W, 2-1
Nov. 23, 2002	at Santa Clara	L, 2-3
Nov. 17, 2002	vs. Yale	W, 1-0
Nov. 15, 2002	vs. Hartford	W, 2-0
Nov. 24, 2001	at Portland	L, 0-4
Nov. 17, 2001	vs. Brigham Young	W, 3-0
Nov. 15, 2001	vs. Boston College	W, 5-0
Nov. 17, 2000	vs. Connecticut	L, 0-1
Nov. 11, 2000	vs. Richmond	W, 4-0
Nov. 28, 1999	vs. Notre Dame	T, 1-1 (4OT)
Nov. 21, 1999	vs. Texas A&M	W, 1-0
Nov. 14, 1999	vs. Minnesota	W, 5-0
Nov. 20, 1998	at Notre Dame	L, 1-2
Nov. 15, 1998	vs. Texas A&M	W, 7-0
Nov. 23, 1997	at Notre Dame	L, 0-6
Nov. 16, 1997	vs. Michigan	W, 5-1
Dec. 1, 1996	at Portland	L, 0-1
Nov. 24, 1996	vs. Duke	W, 3-0
Nov. 17, 1996	vs. Minnesota	W, 3-2 (4OT)

NCAA TOURNAMENT HOME
ATTENDANCE
(Average: 1,127)

Date	Game	Attendance
Nov. 28, 1999	vs. Notre Dame	3,702
Nov. 14, 1999	vs. Minnesota	1,814
Nov. 17, 1996	vs. Minnesota	1,544
Nov. 21, 1999	vs. Texas A&M	1,413
Nov. 11, 2016	vs. South Dakota State	1,257
Nov. 15, 2001	vs. Boston College	1,061
Nov. 24, 1996	vs. Duke	1,038
Nov. 15, 1998	vs. Texas A&M	974
Nov. 17, 2001	vs. Brigham Young	970
Nov. 11, 2005	vs. Creighton	848
Nov. 15, 2013	vs. Southeastern Louisiana	687
Nov. 16, 1997	vs. Michigan	668
Nov. 17, 2000	vs. Connecticut	661
Nov. 13, 2005	vs. Portland	517
Nov. 22, 2013	vs. Boston College	438
Nov. 11, 2000	vs. Richmond	432

GAME RECORDS

Points	
No. Player (Opponent, Year)	Points
1. Jaycie Johnson (SE Louisiana, 2013)	8
2. Kim Engesser (Michigan, 1997)	6
Nikki Baker (Oral Roberts, 2004)	6
4. Lindsay Eddleman (Michigan, 1997)	5
Lindsay Eddleman (Texas A&M, 1998)	5
Meghan Anderson (Minnesota, 1999)	5

Goals	
No. Player (Opponent, Year)	Goals
1. Jaycie Johnson (SE Louisiana, 2013)	4
2. Kim Engesser (Michigan, 1997)	3
Nikki Baker (Oral Roberts, 2004)	3
4. Six Tied	2

Assists	
No. Player (Opponent, Year)	Assists
1. Becky Hogan (Michigan, 1997)	2
Sharolta Nonen (Minnesota, 1999)	2
Meghan Anderson (BYU, 2001)	2
Jordan Jackson (SE Louisiana, 2013)	2

Shots	
No. Player (Opponent, Year)	Shots
1. Lindsay Eddleman (Minnesota, 1996)	10
2. Isabelle Morneau (Minnesota, 1996)	9
Jaycie Johnson (SE Louisiana, 2013)	9
4. Christine Latham (Richmond, 2000)	8
5. Meghan Anderson (Minnesota, 1999)	7
Brittany Timko (Creighton, 2005)	7

Shots on Goal	
No. Player (Opponent, Year)	SOG
1. Jaycie Johnson (SE Louisiana, 2013)	7
2. Lindsay Eddleman (Minnesota, 1996)	4
Lindsay Eddleman (Michigan, 1997)	4
4. Nine Tied	3

Minutes in Goal	
No. Player (Opponent, Year)	Minutes
1. Karina LeBlanc (Notre Dame, 1999)	150:00
2. Rebecca Hornbacher (Minnesota, 1996)	148:43
3. Aubrei Corder (South Dakota St., 2016)	110:00
4. Katie Wright (Kansas, 2004)	94:19

Goalkeeper Saves	
No. Player (Opponent, Year)	Saves
1. Rebecca Hornbacher (Duke, 1996)	10
Rebecca Hornbacher (Minnesota, 1996)	10
Karina LeBlanc (Notre Dame, 1998)	10
Karina LeBlanc (Notre Dame, 1999)	10
Jamie Klages (Portland, 2005)	10

Team Points	
No. Opponent	Points
1. vs. Texas A&M, 1998	20
2. vs. Michigan, 1997	15
3. vs. Minnesota, 1999	15
4. vs. Boston College, 2001	13
5. vs. Richmond, 2000	12
vs. Southeastern Louisiana, 2013	12

Team Goals	
No. Opponent	Goals
1. vs. Texas A&M, 1998	7
2. vs. Michigan, 1997	5
vs. Minnesota, 1999	5
vs. Boston College, 2001	5
5. vs. Connecticut, 2000	4
vs. Southeastern Louisiana, 2013	4



Jaycie Johnson became the first freshman in NCAA history to score four goals in a tournament game with her performance against Southeastern Louisiana on Nov. 15, 2013.

Team Assists	
No. Opponent	Assists
1. vs. Texas A&M, 1998	6
2. vs. Michigan, 1997	5
vs. Minnesota, 1999	5
4. vs. Richmond, 2000	4
vs. Brigham Young, 2001	4
vs. Southeastern Louisiana, 2013	4

Team Fouls	
No. Opponent	Fouls
1. vs. Minnesota, 1996	24
2. at Notre Dame, 1998	22
3. vs. Notre Dame, 1999	21
4. vs. Michigan, 1997	19
vs. Texas A&M, 1999	19

TOURNAMENT RECORDS

Points	
No. Player (Year)	Points
1. Nikki Baker (2004)	8
Jaycie Johnson (2013)	8
3. Kim Engesser (1997)	6
Meghan Anderson (1999)	6
Christine Latham (2001)	6
Christine Latham (2002)	6

Goals	
No. Player (Year)	Goals
1. Nikki Baker (2004)	4
Jaycie Johnson (2013)	4
3. Kim Engesser (1997)	3
Christine Latham (2001)	3
Christine Latham (2002)	3
5. Seven Tied	2

Assists	
No. Player (Year)	Assists
1. Meghan Anderson (2001)	3
2. Becky Hogan (1997)	2
Meghan Anderson (1999)	2
Sharolta Nonen (1999)	2
Kori Saunders (2001)	2
Jordan Jackson (2013)	2

Shots	
No. Player (Year)	Shots
1. Lindsay Eddleman (1996)	15
2. Christine Latham (2000)	13

3. Isabelle Morneau (1996)	11
Brittany Timko (2005)	11
Jaycie Johnson (2013)	11

Shots on Goal	
No. Player (Year)	SOG
1. Jaycie Johnson (2013)	9
2. Lindsay Eddleman (1996)	7
3. Christine Latham (2002)	6
Nikki Baker (2004)	6
5. Lindsay Eddleman (1997)	5

Minutes in Goal	
No. Player (Year)	Minutes
1. Karina LeBlanc (1999)	330:00
2. Rebecca Hornbacher (1996)	328:43
3. Katie Wright (2004)	274:19
4. Erin Miller (2001)	270:00
Erin Miller (2002)	270:00

Goalkeeper Saves	
No. Player (Year)	Saves
1. Rebecca Hornbacher (1996)	23
2. Karina LeBlanc (1999)	20
Katie Wright (2004)	20
4. Erin Miller (2002)	19
5. Karina LeBlanc (1998)	17
Erin Miller (2001)	17

Team Points	
No. Year	Points
1. 1998	23
2001	23
3. 1999	21
4. 1997	15
2004	15
2013	15

Team Goals	
No. Year	Goals
1. 1998	8
2001	8
3. 1999	7
4. 1996	6
2004	6

Team Assists	
No. Year	Assists
1. 1998	7
1999	7
2001	7
4. 1997	5
2013	5

Team Fouls	
No. Year	Fouls
1. 1999	55
2. 2001	47
3. 1996	40
4. 2004	37
5. 1998	35

CAREER RECORDS

Points	
No. Player (Years)	Points
1. Meghan Anderson (1998-99-00-01)	14
Christine Latham (1999-00-01-02)	14
3. Lindsay Eddleman (1996-97-98-99)	13
Nikki Baker (2002-03-04-05)	10
5. Kim Engesser (1997-98)	9

Goals	
No. Player (Years)	Goals
1. Christine Latham (1999-00-01-02)	6
2. Lindsay Eddleman (1996-97-98-99)	5
Nikki Baker (2002-03-04-05)	5
4. Kim Engesser (1997-98)	4
Meghan Anderson (1998-99-00-01)	4
Jaycie Johnson (2013-14-15-16)	4

Game-Winning Goals	
No. Player (Years)	GWG
1. Christine Latham (1999-00-01-02)	3
2. Nikki Baker (2002-03-04-05)	2
3. Becky Hogan (1995-96-97-98)	1
Kari Uppinghouse (1995-96-97)	1
Lindsay Eddleman (1996-97-98-99)	1
Lauren Tatum (1997-98-99-00)	1
Meghan Anderson (1998-99-00-01)	1
Becky Preston (1998-99-00-01)	1
Najah Williams (1998-99-00-01)	1
Breanna Boyd (1999-00-01-02)	1
Jenna Cooper (2001-02-03)	1
Brittany Timko (2003-05)	1
Jaycie Johnson (2013-14-15-16)	1

Assists	
No. Player (Years)	Assists
1. Meghan Anderson (1998-99-00-01)	6
2. Becky Hogan (1995-96-97-98)	3
Lindsay Eddleman (1996-97-98-99)	3
Sharolta Nonen (1996-97-98-99)	3
Kori Saunders (1999-00-01-02)	3

Game-Winning Assists	
No. Player (Years)	GWA
1. Lindsay Eddleman (1996-97-98-99)	2
2. Tanya Franck (1994-96-97)	1
Becky Hogan (1995-96-97-98)	1
Sharolta Nonen (1996-97-98-99)	1
Meghan Anderson (1998-99-00-01)	1
Kori Saunders (1999-00-01-02)	1
Kari Hogan (2002-03-04)	1
Abby Penas (2003-04-05)	1
Jordan Jackson (2013)	1

Shots	
No. Player (Years)	Shots
1. Christine Latham (1999-00-01-02)	39
2. Lindsay Eddleman (1996-97-98-99)	31
3. Meghan Anderson (1998-99-00-01)	27
4. Nikki Baker (2002-03-04-05)	19
5. Isabelle Morneau (1996-97-98-99)	17

Shots on Goal	
No. Player (Years)	SOG
1. Lindsay Eddleman (1996-97-98-99)	19
2. Meghan Anderson (1998-99-00-01)	11
Christine Latham (1999-00-01-02)	11
4. Jenny Benson (1996-97-99-00)	9
Nikki Baker (2002-03-04-05)	9
Jaycie Johnson (2013-14-15-16)	9

Games Played	
No. Player (Years)	Games
1. Breanna Boyd (1999-00-01-02)	11
Christine Latham (1999-00-01-02)	11
Kori Saunders (1999-00-01-02)	11
4. Nine tied	10

Games Started	
No. Player (Years)	Starts
1. Jenny Benson (1996-97-99-00)	10
Lindsay Eddleman (1996-97-98-99)	10

Isabelle Morneau (1996-97-98-99)	10
Meghan Anderson (1998-99-00-01)	10
Nikki Baker (2002-03-04-05)	10
Katie Bunkers (2002-03-04-05)	10
7. Becky Preston (1998-99-00-01)	8
Shannon Tanaka (1998-99-00-01)	8
Christine Latham (1999-00-01-02)	8
Kori Saunders (1999-00-01-02)	8
Jenna Cooper (2001-02-03)	8

Goals-Against Average	
No. Player (Years)	GAA
1. Karina LeBlanc (1997-98-99-00)	0.64
2. Aubrei Corder (2016)	0.90
3. Erin Miller (2001-02)	1.17
4. Jamie Klages (2005)	1.50
5. Katie Wright (2003-04)	1.59
6. Rebecca Hornbacher (1996-97)	1.62

Goals Allowed	
No. Player (Years)	Goals
1. Aubrei Corder (2016)	2
2. Jamie Klages (2005)	3
3. Emma Stevens (2013)	4
4. Karina LeBlanc (1997-98-99-00)	5
5. Erin Miller (2001-02)	7
6. Katie Wright (2003-04)	8

Minutes in Goal	
No. Player (Years)	Minutes
1. Karina LeBlanc (1997-98-99-00)	700
2. Erin Miller (2001-02)	540
3. Rebecca Hornbacher (1996-97)	499
4. Katie Wright (2003-04)	454
5. Aubrei Corder (2016)	200

Saves	
No. Player (Years)	Saves
1. Karina LeBlanc (1997-98-99-00)	48
2. Erin Miller (2001-02)	36
3. Katie Wright (2003-04)	35
4. Rebecca Hornbacher (1996-97)	31
5. Jamie Klages (2005)	13

Wins	
No. Player (Years)	Wins
1. Karina LeBlanc (1997-98-99-00)	4
Erin Miller (2001-02)	4
3. Rebecca Hornbacher (1996-97)	3
Katie Wright (2003-04)	3
5. Jamie Klages (2005)	1
Emma Stevens (2013)	1

Games Started in Goal	
No. Player (Years)	Starts
1. Karina LeBlanc (1997-98-99-00)	7
2. Erin Miller (2001-02)	6
3. Rebecca Hornbacher (1996-97)	5
Katie Wright (2003-04)	5
5. Jamie Klages (2005)	2
Emma Stevens (2013)	2
Aubrei Corder (2016)	2

Games Played in Goal	
No. Player (Years)	Games
1. Karina LeBlanc (1997-98-99-00)	8
2. Erin Miller (2001-02)	6
3. Rebecca Hornbacher (1996-97)	5
Katie Wright (2003-04)	5
5. Jamie Klages (2005)	2
Emma Stevens (2013)	2
Aubrei Corder (2016)	2

(1994-2022)

*-Big Ten Tournament Game

#-Big 12 Tournament Game

@-NCAA Tournament Game

Opponent (last meeting)	W-L-T
Year Result Site	Score

Akron (2009)	1-0-0
2009 W H	7-1

Alabama (1996)	1-0-0
1996 W H	2-0

Alabama-Birmingham (2005)	2-0-0
2005 W H	4-0
2001 W H	2-1

Arizona (2022)	4-2-1
2022 T H	1-1
2021 L A	2-3
2010 W N	3-0
2001 W H	4-2
1995 L H	1-2
1994 W A	3-1
1994 W N	2-1

Arizona State (2021)	0-2-1
2021 L N	2-3
2010 L A	0-5
2009 T H	1-1 (2OT)

Arkansas (2013)	3-1-0
2013 L A	1-2
2011 W H	6-0
1997 W H	8-0
1995 W A	3-0

Arkansas-Little Rock (2000)	1-0-0
2000 W H	11-0

Baker University (1994)	1-0-0
1994 W H	4-0

Baylor (2021)	13-8-3
2021 W A	2-1
2019 T H	1-1 (2OT)
2018 L A	0-6
2012 L A	0-3
2011 T H	1-1 (2OT)
2010 L A	1-2
2009 T H	1-1 (2OT)
2008 L A	0-1
2007 L H	1-4
2006 W H	2-1
2005 W A	1-0
2004 L H	3-4
2003 L A	1-2
2002 W A	4-0
2001 W N#	5-1
2001 W H	4-0
2000 W N#	4-0
2000 W A	3-0
1999 W N#	7-1
1999 W H	1-0
1998 L A	0-1
1997 W N#	4-1
1997 W H	2-0
1996 W A	2-1

Belmont (2002)	1-0-0
2002 W H	7-0

Brigham Young (2018)	4-2-1
2018 T H	2-2 (2OT)
2016 W A	1-0
2015 L H	0-2
2013 L A	0-3
2001 W H@	3-0
2001 W H	2-0
1995 W H	2-0

Boston College (2013)	1-1-0
2013 L H@	1-4
2001 W H@	5-0

Butler (2014)	1-0-0
2014 W H	1-0

Cal State Fullerton (2010)	1-0-0
----------------------------	-------

2010 W H	3-1
Central Michigan (2015)	1-1-0
2015 W H	4-3 (2OT)
2006 L H	1-2

Cincinnati (2013)	2-0-0
2013 W H	4-1
2012 W A	2-1

Clemson (2019)	1-2-1
2019 L H	0-2
2016 L A	2-5
1999 T A	0-0 (2 OT)
1998 W H	4-1

College of St. Mary (1994)	1-0-0
1994 W H	5-1

Colorado (2010)	8-8-2
2010 L A	1-2
2009 L A	0-1
2008 L N#	0-1
2008 L H	1-2
2007 L A	0-4
2006 T H	1-1
2005 W A	2-1
2004 L H	0-2
2003 L A	1-3
2002 W H	4-0
2001 T A	1-1
2000 W H	4-0
1999 W A	9-0
1998 W H	1-0
1997 W A	5-1
1996 W H	10-2

Colorado College (2005)	2-1-0
2005 L H	0-1
1996 W H	5-2
1994 W A	2-1

Connecticut (2000)	2-1-0
2000 L H@	0-1
2000 W A	2-0
1999 W H	4-1

Creighton (2005)	4-3-1
2005 W H@	1-0
2004 W A	3-2
2004 W H	4-2
2002 T H	1-1
2000 W H	2-0
1995 L H	0-1
1994 L A	0-1 (2OT)
1994 L H	1-3

Dartmouth (2000)	1-0-0
2000 W N	2-0

Dayton (2016)	1-0-0
2016 W H	3-1

Denver (2013)	2-1-0
2013 W H	2-1
2011 L A	2-3
1999 W H	2-0

DePaul (2015)	3-1-0
2015 W A	3-1
2014 L H	1-2
2003 W H	1-0
1997 W H	4-1

Drake (2012)	2-1-2
2012 L H	0-1
2008 T H	0-0 (2OT)
2007 T A	1-1 (2OT)
2006 W H	4-0
2002 W H	4-0

Drury (2000)	1-0-0
2000 W H	11-0

Duke (2018)	3-2-0
2018 L A	1-3
2003 L N	1-3
1997 W A	5-0
1996 W H@	3-0
1996 W A	3-1

Eastern Illinois (2004)	1-0-0
2004 W H	4-0

Evansville (2001)	1-0-0
2001 W H	5-1

Florida (2008)	1-2-1
2008 L A	1-6
2007 T H	1-1 (2OT)
2002 L A	0-1
2000 W H	7-2

Florida State (1995)	1-0-0
1995 W H	6-0

Georgia (2007)	0-1-0
2007 L N	1-2

Gonzaga (2019)	0-1-0
2019 L H	1-2

Green Bay (2009)	1-0-0
2009 W H	3-1

Hartford (2002)	1-0-0
2002 W N@	2-0

Illinois (2022)	5-8-0
2022 W H	3-1
2021 W A	3-1
2020-21 L A	1-3
2019 W H	1-0
2018 L H	1-2
2016 W H	2-0
2015 L A	1-3
2014 L H	0-3
2013 W A	3-2
2012 L A	1-4
2011 L H	1-3
2005 L A	0-1
2004 L A@	1-2

Indiana (2022)	9-1-1
2022 W A	2-0
2019 W A	2-0
2018 W H	4-3 (OT)
2017 T A	1-1 (2OT)
2016 W H	1-0
2014 W H	3-0
2013 W N*	3-1
2013 W H	3-1
2012 W H	2-1
2011 L A	1-2
2010 W A	3-1

Indiana State (2002)	1-0-0
2002 W H	2-0

Iowa (2022)	11-4-1
2022 L A	0-4
2021 L H	3-4
2020-21 W H	1-0
2019 L A	0-1
2018 L H	1-2
2017 T A	0-0 (2OT)
2016 W H	1-0
2015 W A	5-3
2014 W H	2-1
2013 W N*	1-0
2013 W H	2-1
2012 W A	2-1 (OT)
2011 W H	1-0 (OT)
2010 W H	3-1
2006 W H	1-0
2003 W H	3-0

Iowa State (2010)	13-2-1
2010 W H	4-1
2009 W H	2-1 (OT)
2008 W A	3-1
2007 T H	2-2 (2OT)
2006 L A	3-2 (OT)
2005 L H	0-2
2004 W A	3-2
2003 W H	5-1
2002 W A	2-0
2001 W H	4-0
2000 W A	2-0
1999 W H	7-0
1998 W A	4-2

1997 W H	7-0
1996 W A	6-0
1995 W H	4-0
IUPUI (2010)	1-0-0
2010 W H	4-0

Kansas (2019)	18-4-2
2019 L A	0-4
2017 W A	3-0
2016 W H	1-0 (2OT)
2015 W H	3-0
2010 W H	2-1
2009 W A	7-4
2008 W H	2-1 (2OT)
2007 L A	1-3
2006 L H	0-1
2005 W N#	3-1
2005 T H	0-0 (2OT)
2004 W A@	2-1 (OT)
2004 W A	1-0
2003 L H	0-1
2002 W N#	2-1
2002 T A	1-1
2001 W H	2-0
2000 W N#	4-0
2000 W A	3-0
1999 W H	8-1
1998 W A	1-0
1997 W H	6-0
1996 W A	2-0
1995 W H	8-1

Kentucky (1999)	2-0-0
1999 W A	5-1
1997 W H	3-0

Lamar (2009)	2-0-0
2009 W H	7-1
2007 W A	4-0

Lehigh (2009)	0-1-0
2009 L N	1-3

Long Beach State (2019)	1-0-0
2019 W A	2-1

Loyola-Chicago (2021)	5-0-0
2021 W H	3-0
2010 W H	2-0
2006 W H	3-2
1998 W H	11-0
1995 W H	4-2

Loyola Maryland (2010)	1-0-0
2010 W H	2-0

Loyola Marymount (1996)	1-0-0
1996 W H	9-1

Marquette (2016)	3-0-0
2016 W H	2-1
2014 W A	3-2
1994 W H	2-1

Maryland (2021)	5-0-1
2021 T A	0-0 (2 OT)
2019 W H	2-0
2018 W A	2-1 (OT)
2017 W H	3-0
2015 W H	1-0
2014 W H	4-3 (OT)

Memphis (2002)	1-0-0
2002 W H	3-0

Michigan (2022)	2-10-3
2022 W A	1-0
2021 L H	2-3
2020-21 L H	2-3
2019 L A	1-4
2018 T H	1-1 (2OT)
2017 T A	1-1 (2OT)
2016 L H	1-2
2015 L A	0-2
2014 L A	1-3
2013 L H	1-2
2012 L A	1-2 (2OT)

2011 L H	1-2
2003 T N	1-1 (2OT)
1997 W H@	5-1
1994 L N	0-2

Michigan State (2022)	4-5-2
2022 L N*	1-2
2021 T H	2-2 (2OT)
2020-21 L A	0-2
2018 W H	2-0
2017 W A	3-0
2016 W H	2-0
2015 T A	0-0 (2OT)
2014 L A	1-3
2013 W H	1-0
2012 L A	1-2
2011 L H	0-1

Minnesota (2022)	9-7-2
2022 W H	1-0
2021 W A	2-0
2020-21 T A	0-0 (2OT)
2019 T A	1-1 (2OT)
2018 L N*	0-2
2017 L H	0-1 (2OT)
2016 L A	0-3
2015 L H	

 @NEBRASKASOCCER 89  /NEBRASKASOCCER

1994

(14-4-0)

No Conference Affiliation
Final National Rank: None
Home: 7-1-0
Away: 5-1-0
Neutral: 2-2-0

Date	Opp. (NU/Opp.Rk)	Result	Att.
9/6	Creighton (I)	L, 1-3	423
9/9	&Arizona (I)	W, 2-1	75
9/11	at Montana (I)	W, 2-1 (2OT)	645
9/16	Baker (I)	W, 4-0	207
9/18	Park College (I)	W, 4-1	207
9/27	at Creighton (I/21)	L, 0-1 (2OT)	337
9/30	*Teikyo Westmar (I)	W, 7-1	327
10/5	at College of St. Mary (I)	W, 5-1	134
10/7	Oral Roberts (I)	W, 2-0	233
10/9	Marquette (I)	W, 2-1	227
10/14	TCU (I)	W, 6-0	226
10/16	Wisconsin (I)	W, 2-0	206
10/21	at Colorado College (I)	W, 2-1	303
10/23	*Stanford (I/3)	L, 2-4	112
10/28	at Texas (I)	W, 3-1	180
10/30	\$Michigan (I)	L, 0-2	100
11/5	#Texas Tech (I)	W, 3-0	56
11/6	at Arizona (I)	W, 3-1	352

Season Score: 50-19
Corner Kicks: NU-103, Opponents-57
Fouls: NU-313, Opponents-250
Yellow Cards: NU-13, Opponents-8
Red Cards: NU-0, Opponents-0
Home Attendance: 2,056; Average: 257

Home Games in Bold at Whittier Field
^--Home Game in Bold at Abbott Sports Complex
&--at Missoula, Mont.
*--at Colorado Springs, Colo.
\$--at Austin, Texas
#--at Tucson, Ariz.

1995

(10-8-0)

No Conference Affiliation
Final National Rank: None
Home: 8-3-0
Away: 2-4-0
Neutral: 0-1-0

Date	Opp. (NU/Opp.Rk)	Result	Att.
9/3	Creighton (I)	L, 0-1	1,100
9/8	Arizona (I)	L, 1-2	250
9/10	Loyola-Chicago (I)	W, 4-2	202
9/16	*at Portland (I/4)	L, 0-3	939
9/17	*Washington (I)	L, 1-5	213
9/22	Kansas (I)	W, 8-1	157
9/24	Wyoming (I)	W, 8-0	275
9/29	at Oral Roberts (I)	W, 3-0	30
10/1	at Arkansas (I)	W, 3-0	442
10/6	Iowa State (I)	W, 4-0	216
10/8	Florida State (I)	W, 6-0	261
10/13	Northwestern (I)	W, 4-0	472
10/15	SMU (I/4)	L, 1-3	532
10/18	at Texas A&M (I/10)	L, 0-2	367
10/20	BYU (I)	W, 2-0	288
10/22	Texas (I)	W, 3-2	323
10/27	at USC (I)	L, 0-4	200
10/30	at UCLA (I/21)	L, 0-1 (2OT)	100

Season Score: 48-26
Corner Kicks: NU-140, Opponents-46
Fouls: NU-233, Opponents-181
Yellow Cards: NU-5, Opponents-5
Red Cards: NU-0, Opponents-0
Home Attendance: 4,076; Average: 371

Home Games in Bold at Abbott Sports Complex
*--at adidas Invite in Portland, Ore.

1996

(23-1-0)

Big 12 Record (Place): 9-0-0 (1st)
Big 12 Tournament (Place): 2-0-0 (1st)
Final National Rank: 6th
Home: 13-0-0
Away: 7-1-0
Neutral: 3-0-0

Date	Opp. (NU/Opp.Rk)	Result	Att.
8/30	Oklahoma (25/I)	W, 8-0	1,075
9/1	at Iowa State (25/I)	W, 6-0	300
9/8	at Duke (25/6)	W, 3-1	600
9/13	Oral Roberts (12/I)	W, 5-0	821
9/15	Loyola Marymount (12/I)	W, 9-1	411
9/20	Colorado College (13/I)	W, 5-2	511
9/22	Vanderbilt (13/I)	W, 3-2 (2OT)	561
9/27	Texas (10/I)	W, 1-0	616
9/29	Texas A&M (10/6)	W, 1-0	1,129
10/4	Tulsa (6/I)	W, 4-0	1,029
10/6	Alabama (6/I)	W, 2-0	977
10/11	Oklahoma St. (6/I)	W, 6-0	1,187
10/13	Colorado (6/I)	W, 10-2	1,378
10/18	at Missouri (6/I)	W, 8-2	203
10/20	at Kansas (6/I)	W, 2-0	376
10/25	at Baylor (5/I)	W, 2-1	768
10/27	at Texas Tech (5/I)	W, 2-0	121
11/2	*vs. TCU (5/I)	W, 4-0	95
11/3	*at SMU (5/I)	W, 2-0	247
11/9	%Missouri (5/I)	W, 2-1	N/A
11/10	%Texas A&M (5/7)	W, 1-0 (2OT)	N/A
11/17	#Minnesota (5/I)	W, 3-2 (4OT)	1,544
11/24	#Duke (5/I)	W, 3-0	1,038
12/1	#at Portland (5/3)	L, 0-1	3,960

Season Score: 92-15
Corner Kicks: NU-182, Opponents-52
Fouls: NU-302, Opponents-230
Yellow Cards: NU-14, Opponents-11
Red Cards: NU-0, Opponents-1
Home Attendance: 12,277; Average: 944

Home Games in Bold at Abbott Sports Complex
*--at SMU Puma Classic, Dallas, Texas
%--at Big 12 Tournament, St. Louis, Mo.
#--NCAA Tournament Game

1997

(18-4-0)

Big 12 Record (Place): 8-2-0 (2nd)
Big 12 Tournament (Place): 1-1-0 (2nd)
Final National Rank: 7th
Home: 12-0-0
Away: 5-3-0
Neutral: 1-1-0

Date	Opp. (NU/Opp.Rk)	Result	Att.
8/29	DePaul (6/I)	W, 4-1	1,220
8/31	USC (6/I)	W, 2-1	776
9/5	at Colorado (6/I)	W, 5-1	975
9/7	at Vanderbilt (6/14)	W, 2-0	821
9/12	at Texas (5/I)	L, 0-1	525
9/14	at Texas A&M (5/9)	L, 0-1	1,368
9/18	Iowa State (11/I)	W, 7-0	712
9/21	Arkansas (11/I)	W, 8-0	665
9/26	Baylor (10/I)	W, 2-0	932
9/28	Texas Tech (10/I)	W, 5-0	652
10/3	Missouri (10/I)	W, 4-0	828
10/5	Kansas (10/I)	W, 6-0	811
10/10	San Diego (10/I)	W, 5-0	972
10/12	Kentucky (10/I)	W, 3-0	348
10/20	at Duke (10/4)	W, 5-0	100
10/24	at Oklahoma St. (10/I)	W, 4-1	237
10/26	at Oklahoma (10/I)	W, 7-0	127
11/2	Minnesota (7/10)	W, 3-1	502
11/7	%Baylor (7/I)	W, 4-1	875
11/9	%Texas A&M (7/5)	L, 1-3	2,100
11/16	#Michigan (7/15)	W, 5-1	668
11/23	#at Notre Dame (7/2)	L, 0-6	909

Season Score: 82-18
Corner Kicks: NU-130, Opponents-49
Fouls: NU-250, Opponents-229
Yellow Cards: NU-9, Opponents-15
Red Cards: NU-0, Opponents-0
Home Attendance: 9,086; Average: 757

Home Games in Bold at Abbott Sports Complex
%--at Big 12 Tournament, San Antonio, Texas
#--NCAA Tournament Game

1998

(17-4-1)

Big 12 Record (Place): 9-1-0 (2nd)
Big 12 Tournament (Place): 2-0-0 (1st)
Final National Rank: 10th
Home: 10-1-1
Away: 5-3-0
Neutral: 2-0-0

Date	Opp. (NU/Opp.Rk)	Result	Att.
9/4	UW-Milwaukee (8/I)	L, 1-2 (2OT)	1,267
9/11	&Clemson (24/8)	W, 4-1	1,742
9/13	&Stanford (24/20)	W, 3-0	748
9/18	at UCLA (17/25)	L, 1-5	600
9/20	at USC (17/I)	W, 2-0	570
9/23	at Iowa State (21/I)	W, 4-2	250
9/25	Loyola-Chicago (21/I)	W, 11-0	652
9/27	SW Missouri St. (21/I)	W, 7-0	603
10/2	Texas A&M (19/12)	W, 2-0	343
10/4	Texas (19/I)	W, 2-1	389
10/9	Portland (13/7)	T, 1-1	1,279
10/11	Colorado (13/I)	W, 1-0	1,079
10/16	at Kansas (12/I)	W, 1-0	363
10/18	at Missouri (12/I)	W, 3-1	432
10/23	Oklahoma (10/I)	W, 7-0	837
10/25	Oklahoma State (10/I)	W, 4-0	1,149
10/30	at Texas Tech (9/I)	W, 7-0	181
11/1	at Baylor (9/16)	L, 0-1	616
11/6	%Texas A&M (17/I)	W, 3-2 (3OT)	739
11/8	%Missouri (17/I)	W, 4-0	1,478
11/15	#Texas A&M (13/I)	W, 7-0	974
11/20	#at Notre Dame (13/4)	L, 1-2	714

Season Score: 76-18
Corner Kicks: NU-196, Opponents-47
Fouls: NU-286, Opponents-285
Yellow Cards: NU-18, Opponents-9
Red Cards: NU-3, Opponents-0
Home Attendance: 11,062; Average: 922

Home Games in Bold at Abbott Sports Complex
&--Husker Fila Invitational Game
%--at Big 12 Tournament, San Antonio, Texas
#--NCAA Tournament Game

1999

(22-1-2)

Big 12 Record (Place): 10-0-0 (1st)
Big 12 Tournament (Place): 3-0 (1st)
Final National Rank: 5th
Home: 12-0-1
Away: 7-0-1
Neutral: 3-1-0

Date	Opp. (NU/Opp.Rk)	Result	Att.
8/27	Texas Tech (8/I)	W, 1-0	1,229
8/29	Baylor (8/17)	W, 3-0	803
9/3	Oral Roberts (8/I)	W, 6-0	1,102
9/5	at Kentucky (8/I)	W, 5-1	413
9/10	&Connecticut (6/12)	W, 4-1	1,789
9/12	&Portland (6/19)	W, 3-2 (OT)	1,851
9/17	at Stanford (3/22)	W, 2-1	1,033
9/19	vs. Santa Clara (3/1)	L, 1-2	789
9/24	Tulsa (4/I)	W, 9-0	1,359
9/25	at Clemson (4/18)	T, 0-0 (2OT)	665
10/1	at Texas A&M (4/8)	W, 1-0	2,757
10/3	at Texas (4/I)	W, 3-0	553
10/8	Denver (4/I)	W, 2-0	1,117
10/10	at Colorado (4/I)	W, 9-0	1,550
10/15	Kansas (4/I)	W, 8-1	1,372
10/17	Missouri (4/18)	W, 5-1	1,234
10/22	at Oklahoma (4/I)	W, 3-1	221
10/24	at Oklahoma State (4/I)	W, 10-0	254
10/29	Iowa State (4/I)	W, 7-0	1,089
11/3	%Texas Tech (4/I)	W, 10-1	278
11/4	%Baylor (4/22)	W, 7-1	820
11/6	%Missouri (4/25)	W, 2-1	2,980
11/14	#Minnesota (4/I)	W, 5-0	1,814
11/21	#Texas A&M (4/11)	W, 1-0	1,413
11/28	#Notre Dame (4/5)	T, 1-1 (4OT)	3,702

Season Score: 108-14
Corner Kicks: NU-253, Opponents-59
Fouls: NU-327, Opponents-316
Yellow Cards: NU-22, Opponents-17
Red Cards: NU-0, Opponents-1
Home Attendance: 19,874; Average: 1,529

Home Games in Bold at Abbott Sports Complex
&--Husker Fila Invitational Game
%--at Big 12 Tournament, San Antonio, Texas
#--NCAA Tournament Game

2000

(22-2-0)

Big 12 Record (Place): 9-1-0 (1st)
Big 12 Tournament (Place): 3-0 (1st)
Final National Rank: 9th
Home: 11-2-0
Away: 7-0-0
Neutral: 4-0-0

Date	Opp. (NU/Opp.Rk)	Result	Att.
8/25	at Minnesota (5/)	W, 4-0	882
8/27	Arkansas-Little Rock (5/)	W, 11-0	618
8/29	SW Missouri St. (5/)	W, 5-0	582
9/3	Drury (5/)	W, 11-0	1,137
9/8	Florida (3/)	W, 7-2	1,524
9/10	Purdue (3/24)	W, 4-1	645
9/15	&vs. Dartmouth (3/)	W, 2-0	176
9/17	&at Connecticut (3/20)	W, 2-0	1,466
9/22	at Baylor (3/)	W, 3-0	307
9/24	Creighton (3/)	W, 2-0	823
9/29	at Missouri (3/24)	W, 2-0	887
10/1	at Kansas (3/)	W, 3-0	384
10/6	Texas (3/)	W, 4-0	623
10/8	Texas A&M (3/14)	W, 2-1	748
10/13	Oklahoma State (2/)	W, 6-1	621
10/15	Oklahoma (2/)	L, 1-2	1,013
10/20	Colorado (4/)	W, 4-0	1,440
10/22	at Texas Tech (4/)	W, 4-1	163
10/27	at Iowa State (3/)	W, 2-0	526
11/1	%vs. Kansas (3/)	W, 4-0	210
11/3	%vs. Baylor (3/)	W, 4-0	752
11/4	%vs. Texas A&M (3/9)	W, 4-1	2,247
11/11	#Richmond (2/)	W, 4-0	432
11/17	#Connecticut (2/13)	L, 0-1	661

Season Score: 95-10
Corner Kicks: NU-265, Opponents-41
Fouls: NU-304, Opponents-278
Yellow Cards: NU-20, Opponents-20
Red Cards: NU-1, Opponents-2
Home Attendance: 10,876; Average: 836

Home Games in Bold at Abbott Sports Complex
&-UConn Classic
%-at Big 12 Tournament, San Antonio, Texas
#-NCAA Tournament Game

2001

(17-5-1)

Big 12 Record (Place): 8-1-1 (2nd)
Big 12 Tournament (Place): 1-1 (Semifinals)
Final National Rank: 12th
Home: 12-0-0
Away: 4-4-1
Neutral: 1-1-0

Date	Opp. (NU/Opp.Rk)	Result	Att.
8/31	Arizona (5/)	W, 4-2	1,253
9/2	UAB (5/)	W, 2-1	1,334
9/9	at USC (4/)	W, 3-2	258
9/21	Northern Iowa (3/)	W, 3-1	947
9/23	Evansville (3/)	W, 5-1	934
9/25	at Notre Dame (3/4)	L, 0-1	668
9/28	Baylor (3/)	W, 4-0	1,145
10/5	Missouri (5/)	W, 5-1	1,005
10/7	Kansas (5/)	W, 2-0	689
10/12	at Texas (4/20)	L, 1-2	2,121
10/14	at Texas A&M (4/10)	W, 4-2	1,754
10/17	Brigham Young (5/)	W, 2-0	562
10/19	at Oklahoma State (5/)	W, 3-1	837
10/21	at Oklahoma (5/)	W, 2-0	641
10/23	at Portland (4/10)	L, 0-3	620
10/26	at Colorado (4/)	T, 1-1	325
10/28	Texas Tech (4/)	W, 8-1	651
11/2	Iowa State (11/)	W, 4-0	1,196
11/8	%Baylor (11/)	W, 5-1	947
11/9	%Texas A&M (11/8)	L, 2-3	2,066
11/15	#Boston College (11/)	W, 5-0	1,061
11/17	#Brigham Young (11/)	W, 3-0	970
11/24	#at Portland (11/5)	L, 0-4	1,991

Season Score: 68-27
Corner Kicks: NU-187, Opponents-49
Fouls: NU-319, Opponents-265
Yellow Cards: NU-15, Opponents-17
Red Cards: NU-0, Opponents-0
Home Attendance: 11,747; Average: 979

Home Games in Bold at Abbott Sports Complex
%-at Big 12 Tournament, San Antonio, Texas
#-NCAA Tournament Game

2002

(16-6-3)

Big 12 Record (Place): 6-3-1 (3rd)
Big 12 Tournament (Place): 3-0 (1st)
Final National Rank: 13th
Home: 7-3-2
Away: 4-3-1
Neutral: 5-0-0

Date	Opp. (NU/Opp.Rk)	Result	Att.
8/30	*North Carolina (10/2)	T, 1-1	4,830
9/1	*Wisconsin (10/)	W, 1-0	1,262
9/6	Belmont (7/)	W, 7-0	764
9/8	at Florida (7/)	L, 0-1	1,863
9/14	at Portland (15/17)	L, 0-4	1,730
9/17	Drake (19/)	W, 4-0	431
9/20	Creighton (19/)	T, 1-1	1,062
9/22	Indiana State (19/)	W, 2-0	324
9/27	at Missouri (18/)	W, 4-0	779
9/29	at Kansas (18/)	T, 1-1	861
10/4	Texas (16/4)	L, 0-4	842
10/6	Texas A&M (16/8)	L, 2-3	579
10/11	Memphis (23/)	W, 3-0	431
10/13	at Iowa State (23/)	W, 2-0	303
10/18	at Texas Tech (23/)	W, 4-0	140
10/20	at Baylor (23/)	W, 4-0	284
10/25	Oklahoma State (25/)	L, 1-2	313
10/27	Oklahoma (25/)	W, 1-0	190
11/1	Colorado (1/)	W, 4-0	412
11/7	%Kansas (1/)	W, 2-1	432
11/8	%Texas (1/5)	W, 2-1 (OT)	1,078
11/10	%Texas A&M (1/3)	W, 1-0	2,638
11/15	#vs. Hartford (18/)	W, 2-0	250
11/17	#vs. Yale (18/)	W, 1-0	175
11/23	#at Santa Clara (18/4)	L, 2-3	1,307

Season Score: 52-22
Corner Kicks: NU-205, Opponents-79
Fouls: NU-331, Opponents-284
Yellow Cards: NU-24, Opponents-27
Red Cards: NU-2, Opponents-1
Home Attendance: 11,440; Average: 953

Home Games in Bold at Abbott Sports Complex
*-adidas Invite
%-at Big 12 Tournament, San Antonio, Texas
#-NCAA Tournament Game

2003

(13-8-1)

Big 12 Record (Place): 6-4-0 (4th)
Big 12 Tournament (Place): 1-1 (Semifinals)
Final National Rank: 23rd
Home: 8-1-0
Away: 3-5-0
Neutral: 2-2-1

Date	Opp. (NU/Opp.Rk)	Result	Att.
8/29	DePaul (12/)	W, 1-0	882
8/31	Iowa (12/)	W, 3-0	661
9/5	vs. Duke (14/10)	L, 1-3	100
9/7	at North Carolina (14/1)	L, 0-6	2,053
9/12	vs. Michigan (1/)	T, 1-1 (2OT)	58
9/14	at Wisconsin (1/)	W, 2-1	539
9/19	Mississippi State (1/)	W, 1-0	852
9/21	Murray State (1/)	W, 2-0	417
9/26	Iowa State (1/)	W, 5-1	1,110
9/28	Missouri (1/)	W, 3-1	460
10/3	at Baylor (14/)	L, 1-2	537
10/5	at Texas Tech (14/)	W, 3-1	172
10/10	Oklahoma (22/18)	W, 2-1 (2OT)	665
10/17	Oklahoma State (16/)	W, 3-2	696
10/19	Kansas (16/)	L, 0-1	765
10/24	at Texas A&M (22/9)	W, 2-1	3,586
10/26	at Texas (22/)	L, 2-3 (2OT)	1,114
10/31	at Colorado (22/6)	L, 1-3	664
11/6	%Texas A&M (1/4)	W, 2-1 (OT)	692
11/7	%Missouri (1/)	L, 2-3	412
11/14	#vs. Washington (21/)	W, 2-1	972
11/16	#at Portland (21/5)	L, 1-4	988

Season Score: 40-36
Corner Kicks: NU-154, Opponents-82
Fouls: NU-244, Opponents-189
Yellow Cards: NU-12, Opponents-8
Red Cards: NU-1, Opponents-0
Home Attendance: 6,508; Average: 723

Home Games in Bold at Abbott Sports Complex
%-at Big 12 Tournament, San Antonio, Texas
#-NCAA Tournament Game

2004

(14-9-0)

Big 12 Record (Place): 6-4-0 (5th)
Big 12 Tournament (Place): 0-1 (First Round)
Final National Rank: 22nd
Home: 7-6-0
Away: 6-2-0
Neutral: 1-1-0

Date	Opp. (NU/Opp.Rk)	Result	Att.
8/27	*North Carolina (1/)	L, 0-1	3,620
8/29	*Creighton (1/)	W, 4-2	790
9/3	Eastern Illinois (1/)	W, 4-0	548
9/5	Purdue (1/)	W, 3-0	293
9/10	Pacific (1/)	L, 1-2	513
9/12	Stanford (1/)	L, 0-1	482
9/17	Northern Colorado (1/)	W, 7-0	597
9/19	Montana (1/)	W, 2-1	456
9/21	at Creighton (1/)	W, 3-2	929
9/24	at Kansas (18/)	W, 1-0	582
9/26	at Iowa State (1/)	W, 3-2	286
10/1	at Missouri (23/)	W, 2-1 (2OT)	511
10/8	Texas (1/)	W, 4-3	1,008
10/10	Texas A&M (17/)	L, 1-2	511
10/15	Texas Tech (1/)	W, 3-0	472
10/17	Baylor (1/)	L, 3-4	453
10/22	at Oklahoma State (1/)	W, 2-0	674
10/24	at Oklahoma (1/)	L, 0-1	346
10/29	Colorado	L, 0-2	1,006
11/3	%Texas (1/21)	L, 0-2	495
11/12	#vs. Oral Roberts (1/)	W, 3-0	147
11/14	#at Kansas (18/)	W, 2-1 (OT)	720
11/20	#at Illinois (1/19)	L, 1-2	1,046

Season Score: 49-29
Corner Kicks: NU-148, Opponents-92
Fouls: NU-232, Opponents-204
Yellow Cards: NU-11, Opponents 11
Red Cards: NU-0, Opponents-0
Home Attendance: 10,749; Average: 827

Home Games in Bold at Abbott Sports Complex
*-adidas Invite
%-at Big 12 Tournament, San Antonio, Texas
#-NCAA Tournament Game

2005

(14-8-1)

Big 12 Record (Place): 6-3-1 (2nd)
Big 12 Tournament (Place): 1-1 (Semifinals)
Final National Rank: 21st
Home: 9-3-1
Away: 4-4-0
Neutral: 1-1-0

Date	Opp. (NU/Opp.Rk)	Result	Att.
8/26	Minnesota (17/)	W, 3-1	1,021
8/28	UAB (17/)	W, 4-0	467
9/2	at Illinois (17/13)	L, 0-1	854
9/6	San Diego St. (16/)	W, 3-2	310
9/9	Colorado College (16/)	L, 0-1	357
9/11	Rice (16/)	W, 3-1	467
9/16	at Purdue (19/)	L, 1-2	309
9/18	UC Irvine (19/)	W, 2-1	359
9/23	at Colorado (1/)	W, 2-1	901
9/30	Kansas (25/)	T, 0-0 (2OT)	501
10/2	Missouri (25/)	W, 3-0	512
10/7	at Baylor (23/)	W, 1-0	476
10/9	at Texas A&M (23/18)	L, 0-4	2,598
10/14	at Oral Roberts (25/)	W, 6-0	478
10/16	at Texas (25/)	L, 0-1 (OT)	1,185
10/21	Oklahoma (1/)	W, 2-1	417
10/23	Oklahoma State (1/)	W, 3-2	371
10/28	Iowa State (22/)	L, 0-2	557
10/30	at Texas Tech (1/)	W, 4-1	242
11/2	% vs. Kansas (1/)	W, 3-1	215
11/4	% vs. Texas A&M (1/10)	L, 2-4	1,223
11/11	#Creighton (1/)	W, 1-0	848
11/13	#Portland (1/)	L, 2-3	517

Season Score: 45-29
Corner Kicks: NU-169, Opponents-79
Fouls: NU-269, Opponents-243
Yellow Cards: NU-10, Opponents 16
Red Cards: NU-0, Opponents-0
Home Attendance: 6,704; Average: 515

Home Games in Bold at Nebraska Soccer Field
%-at Big 12 Tournament, San Antonio, Texas
#-NCAA Tournament Game

2006

(10-7-3)

Big 12 Record (Place): 4-5-1 (5th)
 Big 12 Tournament (Place): 0-1 (First Round)
 Final National Rank: None
 Home: 8-3-3
 Away: 2-3-0
 Neutral: 0-1-0

Date	Opp. (NU/Opp.Rk)	Result	Att.
8/25	Wright State (I)	T, 1-1 (2OT)	493
9/1	Wisconsin (I)	T, 2-2 (2OT)	455
9/3	Iowa (I)	W, 1-0	427
9/8	North Texas (I)	W, 3-2	537
9/10	Drake (I)	W, 4-1	551
9/12	Western Carolina (I)	W, 1-0 (2OT)	352
9/15	Central Michigan (I)	L, 1-2	349
9/17	TCU (I)	W, 4-0	402
9/22	at Missouri (I/16)	W, 2-0	1,065
9/24	at Iowa State (I)	L, 2-3 (2OT)	307
9/29	Colorado (I/11)	T, 1-1 (2OT)	452
10/1	Kansas (I)	L, 0-1	436
10/6	Baylor (I)	W, 2-1 (OT)	285
10/8	Texas Tech (I)	W, 2-1	302
10/13	at Texas A&M (I/8)	L, 0-2	4,287
10/15	Texas (I/14)	L, 1-2	351
10/20	at Oklahoma State (I/10)	L, 0-2	911
10/22	at Oklahoma (I)	W, 1-0	251
10/25	Loyola-Chicago (I)	W, 3-2	304
11/1	%Texas (I/12)	L, 0-1 (OT)	318

Season Score: 31-24
 Corner Kicks: NU-146, Opponents-82
 Fouls: NU-273, Opponents-217
 Yellow Cards: NU-23, Opponents 17
 Red Cards: NU-1, Opponents-0
 Home Attendance: 5,693; Average: 406

Home Games in Bold at Nebraska Soccer Field
 %-at Big 12 Tournament, San Antonio, Texas

2007

(5-10-4)

Big 12 Record (Place): 1-8-1 (T-10th)
 Big 12 Tournament (Place): DNQ
 Final National Rank: None
 Home: 4-3-3
 Away: 1-5-1
 Neutral: 0-2-0

Date	Opp. (NU/Opp.Rk)	Result	Att.
9/2	Northwestern (I)	W, 2-0	518
9/5	at Drake (I)	T, 1-1 (2OT)	215
9/7	Missouri State (I)	W, 2-1	418
9/9	San Diego State (I)	T, 0-0 (2OT)	386
9/14	*Tennessee (I/13)	L, 0-2	672
9/16	*Georgia (I/17)	L, 1-2	440
9/21	Saint Louis (I)	W, 5-1	437
9/23	Florida (I/12)	T, 1-1 (2OT)	465
9/28	Oklahoma (I)	W, 1-0	563
9/30	Oklahoma State (I/16)	L, 0-1	572
10/5	at Colorado (I)	L, 0-4	956
10/7	at Texas (I/2)	L, 1-2	825
10/12	at Lamar (I)	W, 4-0	236
10/14	at Texas Tech (I)	L, 1-2	218
10/19	Baylor (I)	L, 1-4	391
10/21	Texas A&M (I/3)	L, 1-4	426
10/26	at Kansas (I)	L, 1-3	546
10/28	at Missouri (I/15)	L, 1-3	627
11/2	Iowa State (I)	T, 2-2 (2OT)	517

Season Score: 25-33
 Corner Kicks: NU-90, Opponents-89
 Fouls: NU-246, Opponents-212
 Yellow Cards: NU-7, Opponents 9
 Red Cards: NU-1, Opponents-0
 Home Attendance: 4,693; Average: 469

Home Games in Bold at Nebraska Soccer Field
 *-USC Tournament

2008

(10-9-1)

Big 12 Record (Place): 6-4-0 (6th)
 Big 12 Tournament (Place): 0-1 (First Round)
 Final National Rank: None
 Home: 8-2-1
 Away: 2-6-0
 Neutral: 0-1-0

Date	Opp. (NU/Opp.Rk)	Result	Att.
8/22	at Northwestern (I)	L, 3-4	351
8/29	UC Riverside (I)	L, 0-1	668
8/31	at Florida (I/22)	L, 1-6	800
9/5	at Saint Louis (I)	L, 0-1	602
9/7	UAB (I)	W, 3-0	472
9/14	Oakland (I)	W, 3-2 (OT)	489
9/16	Drake (I)	T, 0-0 (2OT)	336
9/19	North Dakota State (I)	W, 3-0	441
9/21	Stephen F. Austin (I)	W, 2-1	476
9/26	Kansas (I/25)	W, 2-1 (2OT)	470
9/28	Missouri (I)	W, 3-2 (2OT)	605
10/3	Texas (I/8)	W, 2-1	896
10/5	at Baylor (I)	L, 0-1	261
10/10	at Texas A&M (I/7)	L, 0-2	3,285
10/17	Colorado (I/15)	L, 1-2	507
10/19	Texas Tech (I)	W, 3-0	525
10/24	at Oklahoma (I)	W, 1-0	315
10/26	at Oklahoma State (I/9)	L, 1-2	777
10/31	at Iowa State (I)	W, 3-1	433
11/5	%Colorado (I/16)	L, 0-1	205

Season Score: 31-28
 Corner Kicks: NU-129, Opponents-71
 Fouls: NU-188, Opponents-202
 Yellow Cards: NU-9, Opponents 9
 Red Cards: NU-0, Opponents-1
 Home Attendance: 5,885; Average: 535

Home Games in Bold at Nebraska Soccer Field
 %-at Big 12 Tournament, San Antonio, Texas

2009

(11-5-4)

Big 12 Record (Place): 5-3-2 (4th)
 Big 12 Tournament (Place): 0-1 (First Round)
 Final National Rank: None
 Home: 9-0-2
 Away: 2-3-2
 Neutral: 0-2-0

Date	Opp. (NU/Opp.Rk)	Result	Att.
8/22	at Northern Colorado (I)	W, 3-0	344
8/28	vs. Lehigh (I)	L, 1-3	219
8/30	at Villanova (I)	T, 2-2 (2OT)	303
9/4	Lamar (I)	W, 7-1	478
9/11	North Dakota (I)	W, 6-1	496
9/13	Akron (I)	W, 7-1	479
9/18	South Dakota (I)	W, 9-0	458
9/20	Arizona State (I)	T, 1-1 (2OT)	594
9/25	at Colorado (I)	L, 0-1	855
9/27	at Texas Tech (I)	T, 3-3 (2OT)	479
10/2	Green Bay (I)	W, 3-1	257
10/4	Oklahoma State (I)	W, 2-0	490
10/9	Baylor (I)	T, 1-1 (2OT)	345
10/11	Oklahoma (I)	W, 5-2	294
10/16	at Texas (I)	L, 1-2	904
10/18	Texas A&M (I/14)	W, 2-1	485
10/23	at Kansas (I)	W, 7-4	722
10/25	at Missouri (I/23)	L, 0-5	607
10/30	Iowa State (I)	W, 2-1 (OT)	388
11/4	%Oklahoma State (I)	L, 0-3	335

Season Score: 62-33
 Corner Kicks: NU-139, Opponents-81
 Fouls: NU-223, Opponents-179
 Yellow Cards: NU-15, Opponents 9
 Red Cards: NU-0, Opponents-0
 Home Attendance: 4,764; Average: 433

Home Games in Bold at Nebraska Soccer Field
 %-at Big 12 Tournament, San Antonio, Texas

2010

(13-7-1)

Big 12 Record (Place): 5-4-1 (3rd)
 Big 12 Tournament (Place): 1-1 (Semifinals)
 Final National Rank: None
 Home: 9-1-0
 Away: 2-5-1
 Neutral: 2-1-0

Date	Opp. (NU/Opp.Rk)	Result	Att.
8/22	at New Mexico (I)	L, 0-3	1,454
8/27	Loyola Chicago (I)	W, 2-0	610
8/29	Loyola Maryland (I)	W, 2-0	504
9/4	at Indiana (I)	W, 3-1	504
9/6	IUPUI (I)	W, 4-0	739
9/10	Arizona (I)	W, 3-0	487
9/12	at Arizona State (I/25)	L, 0-5	532
9/17	Cal State Fullerton (I)	W, 3-1	477
9/19	Iowa (I)	W, 3-1	358
9/24	Texas (I/18)	W, 2-1	466
9/26	Texas A&M (I/6)	L, 1-2	597
10/1	at Baylor (I)	L, 1-2	514
10/3	at Texas Tech (I)	W, 5-4 (2OT)	566
10/8	Iowa State (I)	W, 4-1	535
10/10	Missouri (I)	W, 4-2	479
10/14	at Oklahoma (I)	T, 0-0 (2OT)	696
10/16	at Oklahoma State (I/10)	L, 2-4	544
10/22	Kansas (I)	W, 2-1	466
10/29	at Colorado (I)	L, 1-2	809
11/3	%Missouri (I)	W, 4-1	196
11/5	%Oklahoma State (I/10)	L, 2-3	293

Season Score: 48-34
 Corner Kicks: NU-126, Opponents-106
 Fouls: NU-224, Opponents-189
 Yellow Cards: NU-13, Opponents 16
 Red Cards: NU-2, Opponents-1
 Home Attendance: 5,231; Average: 523

Home Games in Bold at Nebraska Soccer Field
 %-at Big 12 Tournament, San Antonio, Texas

2011

(7-10-1)

Big Ten Record (Place): 4-7-0 (10th)
 Big Ten Tournament (Place): DNQ
 Final National Rank: None
 Home: 4-5-1
 Away: 3-4-0
 Neutral: 0-1-0

Date	Opp. (NU/Opp.Rk)	Result	Att.
8/19	North Carolina (I/3)	L, 1-2	2,319
8/21	Baylor (I)	T, 1-1 (2OT)	634
8/25	at Denver (I)	L, 2-3	419
9/2	Arkansas (I)	W, 6-0	538
9/4	Northern Arizona (I)	W, 8-1	546
9/9	at Virginia Tech (I/25)	W, 4-3 (OT)	569
9/11	vs. Wake Forest (I/18)	L, 1-2 (OT)	157
9/18	Northwestern (I)	W, 3-1	317
9/23	at Purdue (I)	W, 3-0	214
9/25	at Indiana (I)	L, 1-2	127
9/30	Michigan State (I)	L, 0-1	534
10/2	Michigan (I)	L, 1-2	552
10/7	Wisconsin (I)	L, 0-2	342
10/14	at Penn State (I/15)	L, 4-5	787
10/16	at Ohio State (I)	W, 3-2	587
10/20	Iowa (I)	W, 1-0 (OT)	332
10/23	Illinois (I/25)	L, 1-3	597
10/28	at Minnesota (I)	L, 3-6	669

Season Score: 43-36
 Corner Kicks: NU-70, Opponents-111
 Fouls: NU-160, Opponents-144
 Yellow Cards: NU-14, Opponents-9
 Red Cards: NU-0, Opponents-1
 Home Attendance: 6,711; Average: 671

Home Games in Bold at Nebraska Soccer Field

2012

(7-12-1)

Big Ten Record (Place): 4-7-0 (T-7th)
 Big Ten Tournament (Place): 0-1 (First Round)
 Final National Rank: None
 Home: 3-6-1
 Away: 4-5-0
 Neutral: 0-1-0

Date	Opp. (NU/Opp.Rk)	Result	Att.
8/17	at Oklahoma (I)	L, 1-2	832
8/19	*Drake (I)	L, 0-1	639
8/24	Virginia Tech (I16)	L, 2-3 (OT)	437
8/26	New Mexico (I)	W, 2-0	393
8/31	at Baylor (I)	L, 0-3	384
9/2	at Cincinnati (I)	W, 2-1	438
9/8	SE Missouri State (I)	W, 4-0	410
9/14	at Northwestern (I)	W, 2-0	1,706
9/16	Northern Colorado (I)	T, 1-1 (2OT)	256
9/21	Purdue (I)	L, 1-2 (2OT)	362
9/23	Indiana (I)	W, 2-1	512
9/28	at Michigan State (I)	L, 1-2	748
9/30	at Michigan (I22)	L, 1-2 (2OT)	575
10/5	at Wisconsin (I)	W, 3-2 (OT)	390
10/12	Penn State (I4)	L, 0-4	322
10/14	Ohio State (I)	L, 0-4	386
10/18	at Iowa (I)	W, 2-1 (OT)	204
10/21	at Illinois (I)	L, 1-4	429
10/26	Minnesota (I)	L, 2-4	321
10/31	%Ohio State (I21)	L, 0-1	149

Season Score: 27-38
 Corner Kicks: NU—89, Opponents—94
 Fouls: NU—165, Opponents—174
 Yellow Cards: NU—7, Opponents—6
 Red Cards: NU—1, Opponents—0
 Home Attendance: 4,038; Average: 404

Home Games in Bold at Nebraska Soccer Field
 *-Home game at Abbott Sports Complex
 %-at Big Ten Tournament, Bloomington, Ind.

2013

(19-4-1)

Big Ten Record (Place): 10-1-0 (1st)
 Big Ten Tournament (Place): 3-0 (1st)
 Final National Rank: 13th
 Home: 9-2-0
 Away: 5-2-1
 Neutral: 5-0-0

Date	Opp. (NU/Opp.Rk)	Result	Att.
8/23	SE Missouri State (I)	W, 4-0	347
8/25	Cincinnati (I)	W, 4-1	376
8/31	at BYU (I6)	L, 0-3	5,108
9/2	at Utah State (I)	T, 2-2 (2OT)	710
9/8	at Arkansas (I)	L, 1-2 (2OT)	797
9/13	*vs. San Francisco (I)	W, 3-0	250
9/15	*vs. San Diego (I)	W, 2-1	350
9/19	Michigan State (I)	W, 1-0	72
9/22	Denver (I14)	W, 2-1	636
9/27	at Northwestern (I)	W, 2-1	970
9/29	at Illinois (I)	W, 3-2	1,526
10/3	Iowa (I23)	W, 2-1	248
10/6	Michigan (I23/21)	L, 1-2	461
10/11	at Purdue (I24)	W, 4-0	373
10/18	at Wisconsin (I22)	W, 2-1 (2OT)	516
10/20	at Minnesota (I22)	W, 1-0	981
10/25	Ohio State (I21)	W, 1-0	316
10/27	Penn State (I21/16)	W, 3-2 (2OT)	404
11/1	Indiana (I18)	W, 3-1	704
11/6	%Minnesota (I18)	W, 4-1	200
11/8	%Indiana (I18)	W, 3-1	187
11/10	%Iowa (I18)	W, 1-0	223
11/15	#SE Louisiana (I10)	W, 4-0	678
11/22	#Boston College (I10)	L, 1-4	438

Season Score: 54-26
 Corner Kicks: NU—115, Opponents—126
 Fouls: NU—152, Opponents—212
 Yellow Cards: NU—11, Opponents—17
 Red Cards: NU—0, Opponents—2
 Home Attendance: 4,680; Average: 425

Home Games in Bold at Nebraska Soccer Field
 %-at Big Ten Tournament, Champaign, Ill.
 #-NCAA Tournament Game
 *-Kansas Invitational, Lawrence, Kan.

2014

(8-9-2)

Big Ten Record (Place): 4-7-2 (T-9th)
 Big Ten Tournament (Place): DNQ
 Final National Rank: None
 Home: 7-3-2
 Away: 1-6-0
 Neutral: 0-0-0

Date	Opp. (NU/Opp.Rk)	Result	Att.
8/22	SMU (I13)	W, 4-0	425
8/24	DePaul (I13)	L, 1-2	404
8/29	Butler (I)	W, 1-0	413
8/31	at Marquette (I)	W, 3-2	569
9/5	Oklahoma (I20)	L, 1-2 (2OT)	434
9/7	North Dakota (I)	W, 4-0	451
9/11	Northwestern (I)	T, 1-1 (2OT)	211
9/14	Illinois (I)	L, 0-3	292
9/20	at Wisconsin (I)	L, 0-3	928
9/25	Rutgers (I25)	T, 1-1 (2OT)	289
9/28	Maryland (I)	W, 4-3 (OT)	503
10/2	at Michigan (I)	L, 1-3	328
10/5	at Michigan State (I)	L, 1-3	615
10/9	at Minnesota (I)	L, 1-3	405
10/17	Purdue (I)	W, 1-0	254
10/19	Indiana (I)	W, 3-0	354
10/24	at Penn State (I7)	L, 1-3	1,276
10/26	at Ohio State (I)	L, 1-3	646
10/31	Iowa (I)	W, 2-1	338

Season Score: 31-33
 Corner Kicks: NU—96, Opponents—60
 Fouls: NU—79, Opponents—116
 Yellow Cards: NU—4, Opponents—5
 Red Cards: NU—0, Opponents—0
 Home Attendance: 4,368; Average: 364

Home Games in Bold at Nebraska Soccer Field

2015

(8-7-2)

Big Ten Record (Place): 4-5-2 (T-9th)
 Big Ten Tournament (Place): DNQ
 Final National Rank: None
 Home: 4-4-1
 Away: 4-3-1
 Neutral: 0-0-0

Date	Opp. (NU/Opp.Rk)	Result	Att.
8/21	Kansas (I23)	W, 3-0	1,720
8/28	Central Michigan (I)	W, 4-3 (2OT)	1,128
8/31	BYU (I11)	L, 0-2	1,348
9/6	at DePaul (I20)	W, 3-1	493
9/11	North Carolina (I4)	L, 0-3	2,746
9/13	at Missouri (I)	W, 1-0	680
9/18	at Michigan (I)	L, 0-2	824
9/20	at Michigan State (I)	T, 0-0 (2OT)	439
9/25	Penn State (I12)	T, 1-1 (2OT)	1,486
9/27	Ohio State (I)	W, 2-0	867
10/2	at Purdue (I)	L, 1-2	482
10/8	Minnesota (I14)	L, 0-3	929
10/11	Wisconsin (I)	L, 0-3	1,120
10/15	at Northwestern (I24)	W, 1-0	212
10/18	at Illinois (I)	L, 1-3	838
10/23	at Iowa (I)	W, 5-3	312
10/28	Maryland (I)	W, 1-0	1,083

Season Score: 23-26
 Corner Kicks: NU—79, Opponents—71
 Fouls: NU—144, Opponents—147
 Yellow Cards: NU—8, Opponents—11
 Red Cards: NU—0, Opponents—0
 Home Attendance: 12,427; Average: 1,381

Home Games in Bold at Hibner Stadium

2016

(11-6-5)

Big Ten Record (Place): 5-3-3 (6th)
 Big Ten Tournament (Place): 0-1 (First Round)
 Final National Rank: RV (30th)
 Home: 8-1-2
 Away: 3-4-3
 Neutral: 0-1-0

Date	Opp. (NU/Opp.Rk)	Result	Att.
8/19	Marquette (I)	W, 2-1	863
8/22	at BYU (I16)	W, 1-0	2,068
8/26	at Oregon (I)	L, 0-1	620
8/28	at Oregon State (I)	W, 2-1 (2OT)	421
9/2	Kansas (I)	W, 1-0 (2OT)	1,487
9/4	Saint Louis (I)	W, 2-1	1,239
9/9	Dayton (I)	W, 3-1	921
9/11	at Clemson (I13)	L, 2-5	263
9/16	Michigan State (I)	W, 2-0	1,394
9/18	Michigan (I)	L, 1-2	954
9/23	at Ohio State (I)	W, 3-0	1,187
9/25	at Penn State (I16)	L, 1-2	968
9/30	Indiana (I)	W, 1-0	1,515
10/6	at Wisconsin (I)	T, 1-1 (2OT)	315
10/9	at Minnesota (I17)	L, 0-3	794
10/13	Illinois (I)	W, 2-0	1,014
10/16	Northwestern (I22)	T, 0-0 (2OT)	973
10/22	at Rutgers (I)	T, 0-0 (2OT)	1,054
10/26	Iowa (I)	W, 1-0	1,385
10/30	%at Northwestern (I20)	T, 0-0 (2OT)	531
11/11	#South Dakota St. (I)	T, 0-0 (2OT)	1,257
11/18	#@vs. UCLA (I18)	L, 0-2	82

Season Score: 25-20
 Corner Kicks: NU—103, Opponents—51
 Fouls: NU—171, Opponents—197
 Yellow Cards: NU—10, Opponents—10
 Red Cards: NU—0, Opponents—0
 Home Attendance: 13,002; Average: 1,182

Home Games in Bold at Hibner Stadium
 %-at Big Ten Tournament
 #-NCAA Tournament Game
 @-Game played in Morgantown, W.Va.
 \$-Northwestern won on penalty kicks, 4-3
 &-Nebraska won on penalty kicks, 3-0

2017

(9-5-5)

Big Ten Record (Place): 3-3-5 (T-8th)
 Big Ten Tournament (Place): DNQ
 Final National Rank: None
 Home: 4-3-2
 Away: 3-2-3
 Neutral: 2-0-0

Date	Opp. (NU/Opp.Rk)	Result	Att.
8/18	at Kansas (I22)	W, 3-0	737
8/20	@vs. Tulsa (I22)	W, 3-1	150
8/25	South Dakota (I14)	W, 3-0	1,275
8/27	Missouri (I14)	W, 3-0	1,076
9/1	at Washington State (I14)	L, 0-1	1,957
9/3	\$vs. Montana (I14)	W, 1-0	120
9/8	San Diego State (I22)	L, 1-2 (2OT)	1,042
9/10	Pittsburgh (I22)	W, 3-0	735
9/22	Ohio State (I)	L, 0-1	1,289
9/24	Penn State (I7)	T, 1-1 (2OT)	1,311
9/29	at Michigan State (I)	W, 3-0	387
10/1	at Michigan (I)	T, 1-1 (2OT)	1,188
10/5	Maryland (I)	W, 3-0	563
10/8	Rutgers (I23)	T, 1-1 (2OT)	958
10/12	at Purdue (I)	W, 3-2 (OT)	392
10/15	at Indiana (I)	T, 1-1 (2OT)	503
10/18	at Iowa (I)	T, 0-0 (2OT)	532
10/21	at Northwestern (I)	L, 0-1	512
10/25	Minnesota (I)	L, 0-1 (2OT)	1,330

Season Score: 30-13
 Corner Kicks: NU—103, Opponents—57
 Fouls: NU—161, Opponents—172
 Yellow Cards: NU—7, Opponents—8
 Red Cards: NU—0, Opponents—0
 Home Attendance: 9,579; Average: 1,064

Home Games in Bold at Hibner Stadium
 @-Game played in Lawrence, Kan.
 \$-Game played in Pullman, Wash.

2018

(9-7-5)

Big Ten Record (Place): 5-3-3 (T-5th)
 Big Ten Tournament (Place): 1-1 (Semifinals)
 Final National Rank: None
 Home: 5-3-2
 Away: 4-3-3
 Neutral: 0-1-0

Date	Opp. (NU/Opp.Rk)	Result	Att.
8/16	at Oklahoma (I)	W, 2-1	503
8/20	BYU (I)	T, 2-2 (2OT)	919
8/24	Oregon (I)	W, 2-0	1,082
8/26	Oregon State (I)	W, 3-0	1,607
8/31	Washington State (I/18)	L, 1-2	966
9/2	at Baylor (I)	L, 0-6	932
9/6	at Duke (I/14)	L, 1-3	523
9/9	at NC State (I/13)	W, 2-1	587
9/14	at Rutgers (I)	T, 1-1 (2OT)	918
9/16	at Maryland (I)	W, 2-1 (OT)	685
9/20	Indiana (I)	W, 4-3 (OT)	832
9/23	Purdue (I)	W, 1-0	1,190
9/27	at Penn State (I/24)	W, 1-0	651
9/30	at Ohio State (I)	T, 1-1 (2OT)	503
10/5	Iowa (22I)	L, 1-2	873
10/12	Michigan (I)	T, 1-1 (2OT)	1,188
10/18	at Wisconsin (I/19)	L, 0-1	573
10/21	Illinois (I)	L, 1-2	967
10/24	*Michigan State (I)	W, 2-0	663
10/28	%at Ohio State (I)	T, 0-0 (2OT)@	292
11/2	%vs. Minnesota (I)	L, 0-2	168

Season Score: 28-29
 Corner Kicks: NU-94, Opponents-59
 Fouls: NU-197, Opponents-238
 Yellow Cards: NU-10, Opponents-10
 Red Cards: NU-0, Opponents-1
 Home Attendance: 10,287; Average: 1,029

Home Games in Bold at Hibner Stadium
 %-at Big Ten Tournament
 @-Nebraska won on penalty kicks, 3-2
 \$-Game played in Westfield, Ind.
 ^-Game rescheduled from Oct. 14 due to snow

2019

(4-10-4)

Big Ten Record (Place): 3-6-2 (T-8th)
 Big Ten Tournament (Place): DNQ
 Final National Rank: None
 Home: 2-4-3
 Away: 2-6-1
 Neutral: 0-0-0

Date	Opp. (NU/Opp.Rk)	Result	Att.
8/22	at Kansas (I)	L, 0-4	550
8/30	Clemson (I)	L, 0-2	1,130
9/1	Baylor (I/21)	T, 1-1 (2OT)	1,287
9/6	at Long Beach State (I)	W, 2-1	358
9/8	at USC (I/4)	L, 0-2	357
9/13	Oklahoma (I)	T, 0-0 (2OT)	1,323
9/15	Gonzaga (I)	L, 1-2	940
9/20	at Purdue (I)	L, 0-1	604
9/22	at Indiana (I)	W, 2-0	407
9/26	Northwestern (I)	L, 0-1	786
9/29	Illinois (I)	W, 1-0	716
10/3	at Iowa (I)	L, 0-1	356
10/6	at Michigan (I/24)	L, 1-4	894
10/11	Maryland (I)	W, 2-0	633
10/13	Rutgers (I/21)	T, 1-1 (2OT)	525
10/17	at Minnesota (I)	T, 1-1 (2OT)	636
10/20	at Wisconsin (I/10)	L, 0-2	502
10/27	Penn State (I)	L, 0-1	789

Season Score: 12-24
 Corner Kicks: NU-96, Opponents-74
 Fouls: NU-162, Opponents-180
 Yellow Cards: NU-7, Opponents-8
 Red Cards: NU-0, Opponents-1
 Home Attendance: 8,129; Average: 903

Home Games in Bold at Hibner Stadium

2020-21

(2-5-3)

Big Ten Record (Place): 2-5-3 (11TH)
 Big Ten Tournament (Place): 0-0 (Quarterfinals)*
 Final National Rank: None
 Home: 2-2-2
 Away: 0-3-1
 Neutral: 0-0-0

Date	Opp. (NU/Opp.Rk)	Result	Att.
2/21	at Minnesota (I)	T, 0-0 (2OT)	0
2/25	at Michigan State (I)	L, 0-2	652/28
	at Ohio State	Postponed	
3/4	Purdue (I)	W, 2-1	0
3/7	Michigan (I)	L, 2-3 (2OT)	0
3/13	Wisconsin (I)	T, 0-0 (2OT)	0
3/19	at Illinois (I)	L, 1-3	0
3/21	at Northwestern (I)	L, 0-4	25
3/25	Rutgers (I/19)	T, 0-0 (2OT)	0
3/28	Penn State (I/9)	L, 0-3	270
4/3	Iowa	W, 1-0	434

Season Score: 6-16
 Corner Kicks: NU-31, Opponents-50
 Fouls: NU-109, Opponents-144
 Yellow Cards: NU-8, Opponents-9
 Red Cards: NU-0, Opponents-0
 Home Attendance: 704; Average: 118

Home Games in Bold at Hibner Stadium

*-The Huskers were scheduled to play a Big Ten Regional Weekend game against Minnesota, but it was deemed a no-contest, as mutually agreed upon by both teams due to health and safety concerns in the Nebraska program.

2021

(7-9-2)

Big Ten Record (Place): 3-5-2 (11th)
 Big Ten Tournament (Place): DNQ
 Final National Rank: None
 Home: 3-4-1
 Away: 4-4-1
 Neutral: 0-1-0

Date	Opp. (NU/Opp.Rk)	Result	Att.
8/19	Western Illinois	W, 3-0	573
8/22	at Missouri	W, 5-0	391
8/26	at Baylor	W, 2-1	930
8/29	at Oklahoma	L, 0-1 (2 OT)	297
9/2	Omaha	L, 0-1	609
9/5	Loyola-Chicago	W, 3-0	946
9/9	Arizona State	L, 0-1	--
9/12	at Arizona	L, 2-3	133
9/19	Purdue	L, 1-3	599
9/23	at Maryland	T, 0-0 (2 OT)	445
9/26	at Rutgers	L, 0-1	698
9/30	Michigan State	T, 2-2 (2 OT)	513
10/3	at Northwestern	L, 1-2	257
10/10	Michigan	L, 2-3	680
10/14	Iowa	L, 3-4	779
10/17	Wisconsin	W, 1-0	656
10/21	at Illinois	W, 3-1	458
10/24	at Minnesota	W, 2-0	811

Season Score:
 Corner Kicks: NU-95, Opponents-91
 Fouls: NU-195, Opponents-181
 Yellow Cards: NU-18, Opponents-17
 Red Cards: NU-0, Opponents-0
 Home Attendance: ; Average: 669

Home Games in Bold at Hibner Stadium

2022

(8-7-5)

Big Ten Record (Place): 5-3-2 (4th)
 Big Ten Tournament (Place): 1-1 (Semifinals)
 Final National Rank: None
 Home: 7-3-4
 Away: 2-3-2
 Neutral: 0-1-0

Date	Opp. (NU/Opp.Rk)	Result	Att.
8/7	at Omaha (I)	T, 0-0	1,252
8/12	Tulsa (I)	W, 2-0	700
8/18	San Diego State (I)	L, 1-2	679
8/21	Oklahoma (I)	W, 2-1	917
8/25	Arizona (I)	T, 1-1	685
8/28	Weber State (I)	W, 3-1	788
9/1	Portland (I)	L, 0-2	572
9/4	at Saint Louis (I)	L, 1-5	589
9/8	NC State (I)	T, 0-0	750
9/11	USC (I)	T, 1-1	847
8/16	Minnesota (I)	W, 1-0	1,456
9/22	Northwestern (I/9)	L, 2-4	719
9/25	at Michigan	W, 1-0	1,140
9/29	at Purdue	T, 1-1	449
10/2	at Indiana	W, 2-0	302
10/8	Ohio State (I/16)	T, 2-2	1,095
10/13	Illinois	W, 3-1	955
10/16	at Iowa	L, 0-4	404
10/20	Penn State (I/24)	W, 4-2	1,142
10/23	at Wisconsin	L, 1-4	748
10/30	Ohio State (I/25)	W, 4-0	1,519
11/3	%vs. Michigan State (I/6)	L, 1-2	--

Season Score:
 Corner Kicks: NU-104, Opponents-75
 Fouls: NU-232, Opponents-237
 Yellow Cards: NU-19, Opponents-13
 Red Cards: NU-0, Opponents-0
 Home Attendance: 12,824; Average: 916

Home Games in Bold at Hibner Stadium
 %-at Big Ten Tournament
 \$-Game played in Columbus, Ohio

JOHN WALKER (1994-PRESENT, 348-189-58, .634, 29 SEASONS)

Season	Games	Record	Pct.	Conference	Pct.	Finish	Conference Tournament	NCAA Tournament
1994	18	14-4-0	.778	N/A	.000	None	None	DNQ
1995	18	10-8-0	.556	N/A	.000	None	None	DNQ
1996	24	23-1-0	.958	9-0-0	1.000	1st	2-0, Champion	2-1, Elite Eight
1997	22	18-4-0	.818	8-2-0	.800	2nd	1-1, Runner-Up	1-1, Sweet 16
1998	22	17-4-1	.795	9-1-0	.900	2nd	2-0, Champion	1-1, Sweet 16
1999	25	22-1-2	.920	10-0-0	1.000	1st	3-0, Champion	2-1, Elite Eight
2000	24	22-2-0	.917	9-1-0	.900	1st	3-0, Champion	1-1, Sweet 16
2001	23	17-5-1	.761	8-1-1	.850	2nd	1-1, Semifinals	2-1, Sweet 16
2002	25	16-6-3	.700	6-3-1	.650	3rd	3-0, Champion	2-1, Sweet 16
2003	22	13-8-1	.614	6-4-0	.600	4th	1-1, Semifinals	1-1, Second Round
2004	23	14-9-0	.609	6-4-0	.600	5th	0-1, First Round	2-1, Sweet 16
2005	23	14-8-1	.630	6-3-1	.650	2nd	1-1, Semifinals	1-1, Second Round
2006	20	10-7-3	.575	4-5-1	.450	5th	0-1, First Round	DNQ
2007	19	5-10-4	.368	1-8-1	.150	Tied 10th	DNQ	DNQ
2008	20	10-9-1	.525	6-4-0	.600	6th	0-1, First Round	DNQ
2009	20	11-5-4	.650	5-3-2	.600	4th	0-1, First Round	DNQ
2010	21	13-7-1	.642	5-4-1	.550	3rd	1-1, Semifinals	DNQ
2011	18	7-10-1	.416	4-7-0	.364	10th	DNQ	DNQ
2012	20	7-12-1	.375	4-7-0	.364	Tied 7th	0-1, First Round	DNQ
2013	24	19-4-1	.812	10-1-0	.909	1st	3-0, Champion	1-1, Second Round
2014	19	8-9-2	.473	4-7-2	.385	Tied 9th	DNQ	DNQ
2015	17	8-7-2	.529	4-5-2	.455	Tied 9th	DNQ	DNQ
2016	22	11-6-5	.614	5-3-3	.591	6th	0-1, First Round	1-1, Second Round
2017	19	9-5-5	.605	3-3-5	.500	Tied 8th	DNQ	DNQ
2018	21	9-7-5	.548	5-3-3	.591	Tied 5th	1-1, Semifinals	DNQ
2019	18	4-10-4	.333	3-6-2	.364	Tied 8th	DNQ	DNQ
2020-21	10	2-5-3	.350	2-5-3	.350	11th	DNQ	DNQ
2021	18	7-9-2	.444	3-5-2	.400	11th	DNQ	DNQ
2022	20	8-7-5	.525	5-3-2	.600	Tied 4th	1-1, Semifinals	DNQ
Totals	595	348-189-58	.634	150-98-32	.592	4 Titles	23-13, 6 Titles	17-12, 12 Apps.

ASSISTANT COACHES**STACY MESSER**

» 1994
» 1 Season

MEGAN SKINNER

» 1995-2004
» 10 Seasons

ANN COOK

» 2005-2006
» 2 Seasons

WALLY CRITTENDEN

» 2007-2009
» 3 Seasons

MICHELLE DEMKO

» 2007-2009
» 3 Seasons

MARTY EVERDING

» 1994-2006;
2010-present
» 26 Seasons

DAN BASSETT

» 2010-2012
» 3 Seasons

PETER UNDERWOOD

» 2012-2015
» 3 Seasons

IAN BRIDGE

» 2015-present
» 8 Seasons



Marty Everding
Assistant Coach



Ian Bridge
Assistant Coach



Savannah Anderson-Baer
Volunteer Assistant



Player (Pos., Uniform #, Hometown/H.S.)	Letters	GP/GS	G	A	Pts.
Aitchison, Kathleen (MF, #14, Delta, B.C./Little Flower Academy)	2019-20-21	32/12	0	0	0
Allen, Savannah (D, #28, Grand Island, Neb./Grand Island)	2007	10/0	1	0	2
Altman, Maggie (F, #48, San Francisco, Calif./Sacred Heart Cathedral)	2021-22	26-3	0	0	0
Anderson, Meghan (MF, #22, Omaha, Neb./Burke)	1998-99-00-01	94/94	48	50	146
		See GK Stats			
Andrews, Sasha (D, #20, Edmonton, Alberta/Harry Alulay)	2004-05	66/65	9	6	24
Anglim, Lauryn (D/Mf, #21, LaVista, Neb./Pappillion-LaVista)	2022	20/20	1	4	6
Areman, Samantha (MF, #4, Firth, Neb./Norris)	2011-12-13-14	75/41	2	5	9
Badje, Bri (D, #14, Lincoln, Neb./Southwest)	2010-11-12	46/18	1	1	3
Baker, Nikki (F/D, #16, Bixby, Okla./Bixby)	2002-03-04-05	91/81	30	8	68
Baldo, Lia (MF, #27, Glenview, Ill./Loyola Academy)	2014-15	16/10	2	0	4
Bantnor, Laura (D, #15, Omaha, Neb./Gross)	1994	7/2	0	0	0
Bartels, Stacy (MF/F, #7, Omaha, Neb./Skutt)	2010-11-12-13	83/65	15	11	41
Belzile, Florence (MF, #66, Ottawa, Ontario, Canada/Bill Brothers)	2021-22	32/14	3	5	11
Benson, Jenny (MF/D, #8, Huntington Beach, Calif./Marina)	1996-97-99-00	92/91	26	47	99
Berkshire, Julie (F/MF, #24, Omaha, Neb./Westside)	2006-07-08-09	54/0	4	2	10
		See GK Stats			
Bevins, Katrena (MF/F, #2, Omaha, Neb./Millard South)	1994	18/2	4	0	8
Bigham, Andi (MF/F, #8, Omaha, Neb./Marian)	1995	16/0	2	2	6
Boswell, Danielle (MF/F, #16, Fresno, Calif./Bullard)	1994	18/18	13	0	26
Boyd, Breanna (D, #20, Calgary, Alberta/Sir Winston Churchill)	1999-00-01-02	93/71	12	5	29
Boyle, Aislinn (MF, #29, Burlington, Ontario, Canada/Hayden Secondary)	2021	0/0	0	0	0
Brandt, Meg (MF, #32, Ankeny, Iowa/Centennial)	2016-17-18-19	80/77	12	7	31
Bredenber, Brooke (MF/GK, #33, Champlin Park, Minn./Champlin Park)	2001-02-03-04	74/52	8	5	21
		See GK Stats			
Brennan, Brooks (D, #30, Albuquerque, N.M./Albuquerque Academy)	2014-15	13/0	0	0	0
Brennan, Rachel (F, #23, Omaha, Neb./Millard North)	2013	9/0	0	0	0
Brennan, Stephanie (MF, #3, Cedar Rapids, Iowa/JFK)	1994	28/17	1	0	2
Brown, Grace (D, #27, Iowa City, Iowa/City High)	2017-18-19-20-21	68/53	0	2	2
Brown, Heather (D, #20, Cobourg, Ontario/East)	1995-96-97-98	66/47	0	1	1
Brown, Olivia (D, #22, Ankeny, Iowa/Centennial)	2018-19-20-21	38/33	1	1	3
Bruch, Jessie (MF/F, #8, St. Louis, Mo./Nerinx Hall)	2003-05-06-07	73/72	22	5	49
Buelt, Caroline (MF/D, #17, Polk City, Iowa/Ankeny)	2015-16-17-18	73/65	2	5	9
Bunkers, Katie (D, #14, Sioux Falls, S.D./O'Gorman)	2002-03-04-05	89/78	2	1	5
Burris, Brooke (MF, #14, Lee's Summit, Mo./North)	2013	3/0	0	0	0
Caniglia, Anna (D, #20, Omaha, Neb./Millard North)	2006-07-08-09	79/79	10	14	34
Cardona, Alexa (F, #20, Lincoln, Neb./Pius X)	2007-09	30/3	2	5	9
Carey, Danica (MF/F, #2, San Diego, Calif./University)	1998-99-00-01	79/16	6	9	21
Carter, Ashley (F, #18, Omaha, Neb./Marian)	2003	20/17	6	3	15
Carter, Faith (F, #6, Papillion, Neb./TCU/Marian)	2017-18	27/20	9	2	20
Casey, Jourden (MF, #20, Omaha, Neb./Westside)	2011-12-13-14	57/14	0	3	3
Chan, Dakota (MF/F, #8, Richmond, B.C./RA McMath Secondary School)	2018-19-20-21	40/34	2	1	5
Cincotta, Emilee (MF/F, #16, Tigard, Ore./Tigard)	2016-17	13/6	1	0	2
Claassen, Courtney (MF, #10, Parkville, Mo./Park Hill South)	2013-14-15-16	72-40	2	6	10
Clark, Audra (F, #16, San Antonio, Tex./Medina Valley)	2020-21-22	17/0	0	1	1
Conroy, Mayme (F, #11, Omaha, Neb./Skutt)	2011-12-13-14	80/65	35	8	78
Cooke, Natalie (F, #19, Richmond, B.C./Richmond Secondary)	2017-18-19-20-21	52/3	1	2	4
Coons, Kenzie (MF, #10, Omaha, Neb./Texas Tech/Millard West)	2018-19-20-21	56/38	1	2	4
Cooper, Jenna (F/D, #3, Louisville, Ky./Sacred Heart Academy)	2001-02-03	70/69	4	25	33
Corder, Aubrei (GK, #25, Barboursville, W.Va./Home Schooled)	2016-17-18-19	80/80	0	1	1
		See GK Stats			
Corral, Mayte (GK, #24, Los Gatos, Calif./Los Gatos)	2018	See GK Stats			
Dale, Eleanor (F, #21, Billingham, England)	2020-21-22	41-39	16	4	36
Davis, Hannah (F, #13, Lincoln, Neb./Kansas State/Southwest)	2020	4/0	0	0	0
De Vitis, Erica (MF, #7, Irvine, Calif./Santa Margarita)	1995-96	42/42	5	11	21
Dennis, Tanya (F/D, #11, Brampton, Ontario/St. Marguerite D'Youville)	2003-04-05-06	64/62	4	8	16
Denomme, Michelle (GK, #0, London, Ontario/Catholic Central)	1995-96	See GK Stats			
Dickerson, Shannon (MF, #16, Highlands Ranch, Colo./ThunderRidge)	2006-08	18/11	1	1	3
Dittmar, Hannah (MF, #24, Gretna, Neb./Gretna)	2011-12-13-14	61/28	3	4	10
Dudley, Alison (GK, #0, Omaha, Neb./Millard South)	1994	See GK Stats			
Eddleman, Lindsay (F, #13, Lakewood, Colo./Bear Creek)	1996-97-98-99	88/88	50	27	127
Eilman, Brianna (MF, #31, Omaha, Neb./Westside)	2008	10/0	0	0	0
Elertson, Amanda (F, #15, McKinney, Texas/Boyd)	2012	4/0	0	0	0
Engesser, Kim (F, #2, Huntington Beach, Calif./Ocean View)	1997-98	44/44	53	10	116
Erdkamp, Jackie (GK, #00, LaVista, Neb./Papillion-LaVista)	1998	See GK Stats			
Exstrom, Bri (MF, #18, Lincoln, Neb./Southwest)	2009	5/0	1	0	2
Ferraz, Helena (GK, #00, Campinas, Brazil/American School of Campinas)	2016-17	See GK Stats			
Fitzgerald, Vern (MF, #12, Lincoln, Neb./East)	2002-03-04-05	76/56	6	8	20
Flannery, Alyssa (MF, #25, Omaha, Neb./Millard North)	2012-13	23/0	0	0	0
Flynn, Caroline (MF, #21, Lincoln, Neb./Southwest)	2012-13-14-15-16	78/78	11	7	29
Fox, Helen (F/D, #8, Guelph, Ontario/St. James)	2001-02	18/0	0	0	0
Franck, Tanya (D/MF, #4, Toronto, Ontario/Earl Haig)	1994-95-97	64/64	10	6	26
Fulmer, Michaela (F, #21, Lee's Summit, Mo./O'Hara)	2007-08-09-11	71/22	9	8	26
Gansebom, Karlee (D, #8, Bennington, Neb./Bennington)	2012	2/0	0	0	0
Gay, Kristen (MF, #11, Garland, Texas/Naaman Forest)	1995-96-97-98	86/80	22	17	61
Gluck, Christine (D, #3, Chino, Calif./Don Lugo)	1997-98-99-00	92/91	3	8	14
Goetzmann, Colleen (MF, #4, Omaha, Neb./Millard North)	2007-08-09-10	70/58	9	2	20
Goetzmann, Katie (MF, #5, Omaha, Neb./Millard North)	2008-09-10-11	78/61	1	14	16
Goff, Kelsey (MF, #26, Liberty, Mo./Liberty)	2011	3/0	0	0	0


Player (Pos., Uniform #, Hometown/H.S.)	Letters	GP/GS	G	A	Pts.
Goodell, Jessie (F/MF, #13, Durango, Colo./Durango)	2005-06	41/7	2	5	9
Goosen, Brittany (D, #23, Olathe, Kan./Olathe South)	2007-08-09-10	78/78	1	2	4
Gray, Caroline (MF, #12, Kansas City, Mo./St. Teresa's Academy)	2011-12-13-14	81/80	8	12	28
Greco, Julie (F, #16, Omaha, Neb./Marion)	1997-98	35/1	8	1	17
Greenwood, Lindsey (F/MF, #16, Bettendorf, Iowa/Pleasant Valley)	2000-01	46/0	6	7	19
Greischar, Kylie (D, #23, Overland Park, Kan./Blue Valley Northwest)	2011-12-13	44/26	1	3	5
Gretzky, Mila (D, #49, Brantford, Ontario/North Park Collegiate)	2019	16/12	0	0	0
Hanson, Haley (MF, #8, Overland Park, Kan./Olathe East)	2014-15-16-17	75/72	19	7	45
Hanssler, Maddie (F/MF, #13, Parker, Colo./Ponderosa)	2010-11	24/3	2	1	5
Hargreaves, Lindsay (D, #11, Victoria, B.C./Belmont Senior Secondary)	2016	1/0	0	0	0
Harms, Christy (F/D, #9, Blue Springs, Mo./Blue Springs)	2000-01-02-03	79/58	18	8	44
Hauk, Nicola (D, #4, Heidelberg, Germany/Delta State/ Kurfurst-Friedrich)	2022	20/19	0	0	0
Hauk, Samantha (GK, #91, Argyle, Texas/Arizona/Denton Guyer)	2021-22	See GK Stats			
Haxton, Kelly (F/D, #5, Calgary, Alberta/Dr. E.P. Scarlett)	2000-01-02	58/11	8	4	20
Hayes, Maritza (D, #22, O'Fallon, Mo./Francis Howell)	2010-11-12-13	81/76	0	3	3
Haynes, Iman (D/F, #36, Denver, Colo./Kent Denver)	2001-02-03	57/7	6	2	14
Henry, Marie-Claude (F/D, #17, St. Hyacinthe, Quebec/Marie-Victorin)	2000-01	20/1	1	0	2
Herbrik, Tara (F, #5, Port Coquitlam, B.C./Terry Fox)	1994	18/18	5	2	12
Hick, Ashley (MF, #10, Omaha, Neb./Millard North)	2010-11	10/0	0	0	0
Hill, Briley (F, #74, Lincoln, Neb./East)	2021-22	12/0	0	0	0
Hilton, Amanda (MF, #15, West Chicago, Ill./St. Charles East)	2014-15-16-17	42/4	0	0	0
Hogan, Becky (MF/F, #18, West Jordan, Utah/West Jordan)	1995-96-97-98	82/80	17	22	56
Hogan, Kari (MF, #4, Lakewood, Colo./Wheat Ridge)	2002-03-04	69/40	3	13	19
Hornbacher, Rebecca (GK, #1, Ralston, Neb./Ralston)	1996-97	See GK Stats			
Huber, Elyse (F, #26, Sioux City, Iowa/East/Burlington)	2016-17-18	53/27	8	2	18
Hungerford, Meghan (F, #13, Manhattan, Kan./Manhattan)	2004-05-07	29/4	2	0	4
Iacchelli, Selenia (MF, #9, Edmonton, Alberta/National Sport)	2005-06-07-08	77/66	9	9	27
Isenhower, Lauren (F, #77, Lenexa, Kan./Shawnee Mission NW)	2005-07-08-09	68/19	5	7	17
Ingram, Lindsey (MF, #6, Littleton, Colo./Chatfield)	2001-02-03-04	80/65	7	10	24
Jackson, Jordan (MF, #16, Overland Park, Kan./Blue Valley West)	2009-10-11-12-13	85/79	35	31	101
Jamani, Aysha (F, #14, Calgary, Alberta/National Sport)	2005-06-07-08	72/67	15	11	41
Jensen, Kellie (D, #31, Leawood, Kan./Blue Valley West)	2005-06	40/4	0	0	0
Johnson, Erika (GK, #0, North Oaks, Minn./Mounds View)	2014-15	See GK Stats			
Johnson, Jaycie (F, #19, Lake Winnebago, Mo./Lee's Summit West)	2013-14-15-16	73/72	42	8	92
Jones, Brooke (F/MF, #18, Overland Park, Kan./Olathe East)	1999-00	31/0	5	4	14
Karakusis, Pam (MF, #7, Littleton, Colo./Columbine)	2002-03	41/29	1	2	4
Kenny, Brigid (F, #5, North Platte, Neb./North Platte)	2004	7/0	0	0	0
King, Kristi (D, #12, Burlington, Ontario/Corpus Christi)	2015	6/0	0	0	0
Kirchner, McKensie (D, #1, Omaha, Neb./Millard North)	2005-06-07	22/1	0	1	1
Klages, Jamie (GK, #6, Coronado, Calif./Coronado)	2005-06	See GK Stats			
Kraeutner, Katie (F, #5, North Saanich, B.C./Parkland Secondary)	2012-13-14-15	78/73	11	9	31
Kusleika, Kylie (MF, #25, Omaha, Neb./Westside)	2010	8/0	0	0	0
Lamale, Leah (GK/F, #1, West Des Moines, Iowa/Valley)	1999-00-01-02	21/0	1	2	2
Lane, Gwen (F/MF, #23, Lincoln, Neb./Southwest)	2020-21	28/28	2	2	6
Lanier, Brittney (F, #12, Carrollton, Texas/Trinity Christian Academy)	2006-07-08-09	58/16	2	2	6
Latham, Christine (F, #11, Calgary, Alberta/Lord Beaverbrook)	1999-00-01-02	94/75	69	29	167
Leachman, Kate (F, #4, Larkspur, Colo./Idaho State/Douglas County)	2019-21	41/14	1	3	5
LeBlanc, Karina (GK, #1, Maple Ridge, B.C./Maple Ridge)	1997-98-99-00	See GK Stats			
Loebel, Michaela (F/MF, #14, Geneva, Ill./Geneva)	2014-15-17-18	55/13	1	3	5
Lokanc, Ali (F/MF/D, #18, San Diego, Calif./Patrick Henry)	2006	13/3	0	1	1
Macdonald, Tara (GK, #1, Austin, Texas/James Bowie)	2009-10	See GK Stats			
Maldonado, Adriana (F/MF, #77, Fresno, Calif./Clovis West)	2019-21	21/16	1	0	2
Marcus, Emma (F, #6, Winter Springs, Fla./Winter Springs)	2019	17/6	0	0	0
Marchant, Sydney (GK, #24, Grant, Minn./Mahtomedi)	2021	See GK Stats			
Marlborough, Morgan (F, #15, Lee's Summit, Mo./North)	2009-10-11	58/58	59	25	143
Massey, Alex (F, #28, Kearney, Mo./Kearney)	2012	16/4	1	0	2
McClanahan, Amanda (F/D, #4, Papillion, Neb./Tennessee/Papillion-La Vista South)	2015-16-17	48/5	0	2	2
McKinney, Hannah (F, #29, Rancho Cucamonga, Calif./Los Osos High School)	2016-17-18-19	24/0	0	0	0
Merrill, Megan (F, #17, Omaha, Neb./Millard West)	2010	4/0	0	0	0
Miller, Erin (GK/F, #15, Sioux Falls, S.D./Washington)	2000-01-02	See GK Stats			
Mills, Jessica (GK, #11, Houston, Texas/Clear Lake)	2007-08-09	See GK Stats			
Miramonte, Sinclair (D, #5, Lenexa, Kan./Shawnee Mission West)	2016-17-18-19	76/76	5	1	11
Miramonte, Sydney (MF, #9, Lenexa, Kan./Shawnee Mission West)	2013-14-15-16	75/48	6	14	31
Morneau, Isabelle (D, #9, Longueuil, Quebec/Edouard-Montpetit)	1996-97-98-99	91/91	24	22	70
Mostowich, Kayla (MF/D, #11, Edmonton, Alberta/Strathcona Composite)	2018-19-20-21	13/2	0	1	1
Napora, Allison (F/MF, Papillion, Neb./Papillion La-Vista South)	2021-22	8/0	1	0	2
Nelsen, Jill (MF, #2, Newport Beach, Calif./Newport Harbor)	1996	19/0	2	2	6
Nonen, Sharolta (D, #6, Vancouver, B.C./Kitsilano)	1996-97-98-99	93/69	9	35	53
O'Neal, Emily (D, #2, Dallas, Texas/Highland Park)	2016	5/0	0	0	0
Ochoa, Brenna (MF/F, #28, Omaha, Neb./Millard West)	2016-17-18-19	78/69	4	15	23
Odermann, Jaylyn (D, #13, Gretna, Neb./Millard North)	2012-13-14-15	78/67	6	9	21
Officer, Lynne (D, #12, Omaha, Neb./Millard North)	1995-96-97	45/0	1	4	6
Peetz, Carly (D, #10, Lincoln, Neb./Pius X)	2006-07-08-09	79/79	9	7	25
Penas, Abby (F, #22, Grand Island, Neb./Grand Island)	2003-04-05-07	73/23	1	2	4

Player (Pos., Uniform #, Hometown/H.S.)**Letters****GP/GS****G****A****Pts.**

Peterson, Alli (MF/D, #22, Iowa City, Iowa/West)	2014-15-16-17	69/65	1	2	4
Peterson, Haley (MF, #2, Lincoln, Neb./East)	2021-22	32-20	2	4	8
Pfeil, Brittany (GK, #00, Norfolk, Neb./Norfolk)	2007-08	See GK Stats			
Phillips, Paige (F/MF, #21, Omaha, Neb./Millard North)	2000-01-02	74/20	3	9	15
Poehling, Lindsay (D, #19, Elkhorn, Neb./Elkhorn)	2006-07-08	58/57	0	4	4
Popoola, Marissa (F, #17, Overland Park, Kan./Blue Valley West)	2019-20-21-22	62/18	1	2	4
Powell, Shay (F, #2, Dallas, Texas/Lutheran)	2006-07-08-09	72/53	17	11	45
Preston, Becky (F/D, #12, Omaha, Neb./Burke)	1998-99-00-01	94/73	13	18	44
Prosoki, Emma (MF, #20, Omaha, Neb./Marian)	2022	19/0	1	1	3
Pujado, Theresa (MF, #9, Harrisburg, S.D./O'Gorman Catholic)	2017-18-19-20-21	71/46	4	2	10
Raabe, Reagan (F, #7, Omaha, NE./Millard West)	2020-21-22	43/43	10	8	28
Raber, Sari (D/F, #7, Richmond, B.C./McMath)	2004-06-07-08	77/67	8	8	24
Rappold, Molly (MF, #19, Prairie Village, Kan./Shawnee Mission East)	2011	4/0	0	0	0
Ratliff, Kim (D/F, #17, Omaha, Neb./Millard South)	1994-95-96	60/23	9	3	21
Reinhard, Sami (MF, #6, Long Beach, Calif./Woodrow Wilson Classical)	2014-15-16-17	53/45	2	3	7
Rheem, Kelly (F, #10, Littleton, Colo./Arapahoe)	1998-99-00-01	93/65	29	35	93
Richardson, Amber (MF, #10, LaVista, Neb./Papillion-LaVista)	2002-03	12/0	0	0	0
Rienks, Alexis (D, #13, Lincoln, Neb./New Mexico State/Southwest)	2016-17	33/4	1	1	3
Riley, Jamie (F, #13, Centerville, Utah/Viewmont)	1994-95	33/28	10	14	34
Ritterbush, Kristina (D, #6, Albuquerque, N.M./Sandia)	1994-95	36/31	5	3	13
Rohloff, Chelsi (MF, #19, Papillion, Neb./Papillion-La Vista)	2012	5/0	0	0	0
Romero, Ari (D, #2, Surprise, Ariz./Willow Canyon)	2010-11-12-13	77/77	2	7	11
Rowell, Leslie (GK, #6, Lake Forest, Ill./Shattuck-St. Mary's)	2015	See GK Stats			
Sadusky, Jetta (F, #10, Littleton, Colo./Columbine)	2004	22/5	1	0	2
Sanchez, Jamie (D, #13, Lincoln, Neb./Lutheran)	2008	5/0	0	0	0
Saunders, Kori (MF/F, #13, Overland Park, Kan./St. Teresa's, Mo.)	1999-00-01-02	86/63	27	20	74
Scace, Aly (MF, #2, Talala, Okla./Oolagah-Talala)	2002-03-04-05	72/55	1	3	5
Schafers, Hannah (D, #26, Lincoln, Neb./Pius X)	2014	2/0	0	0	0
Schatz, Kelly (GK, #1, Naperville, Ill./Central)	2013-14	See GK Stats			
Schoen, Danielle (F, #4, Albuquerque, N.M./La Cueva)	2005-06	28/1	0	0	0
Schroff, Kaile (MF, #9, Lincoln, Neb./East)	2004	6/0	0	0	0
Schwarz, Abbey (F, #6, Bennington, Neb./Roncalli Catholic)	2021-22	36-26	6	11	23
Short, Makinzie (GK, #1, Erie, Colo./Peak to Peak Charter School)	2019-20-21	See GK Stats			
Sieczkowski, Brenda (D, #9, Omaha, Neb./Duchesne Academy)	1994-95	32/32	0	0	0
Slapper, Blair (D, #6, Prairie Village, Kan./Shawnee Mission East)	2008-09-10-11	73/43	0	10	10
Smith, Lauren (GK, #23, Glenview, Ill./Loyola Academy)	2016-17	See GK Stats			
Smith, Sandy (MF, #5, Huntington Beach, Calif./Huntington Beach)	1995-96-97-98	75/16	1	15	17
Stevens, Emma (GK, #0, Corona, Calif./Santiago)	2010-11-12-13	See GK Stats			
Stoneburner, Katie (MF, #12, Omaha, Neb./Millard West)	2021	7/0	0	0	0
Sulprizio, Ashley (GK, #0, Gardnerville, Nev./Douglas)	2001	0/0	0	0	0
Swearer, Amy (GK, #18, Lincoln, Neb./Lutheran)	2011-12	See GK Stats			
Tanaka, Shannon (MF, #14, Calgary, Alberta/Henry Wise Wood)	1998-99-00-01	93/72	13	14	40
Tatum, Lauren (MF/F, #7, Baton Rouge, La./Scotlandville)	1997-98-99-00	82/43	11	12	34
Taylor, Emily (MF, #17, The Woodlands, Texas/The Woodlands)	2012	10/0	0	1	1
Tenn, Ashley (MF, #24, Visalia, Calif./Redwood)	2003	21/6	0	0	6
Thomas, Molly (F, #8, Omaha, Neb./Millard North)	2008-09-10-11	79/72	17	17	51
Thrush, Sarah (F, #12, Sorrento, Fla./Mount Dora)	2017-18	11/0	0	0	0
Timko, Brittany (MF, #17, Coquitlam, B.C./Centennial)	2003-04-05-06	71/68	41	42	124
Turney, Nikki (D, #18, Surrey, B.C./Fraser Heights Secondary)	2014-15-16	39/19	1	1	3
Ulness, Allison (MF, #30, Moorhead, Minn./Moorhead)	2018-19-20-21	9/1	0	0	0
Uppinghouse, Kari (MF, #15, Littleton, Colo./Arapahoe)	1995-96-97	64/64	42	20	104
Uveges, Savannah (F/MF, #7, Bartlett, Ill./South Elgin)	2017-18-19	44/34	11	4	26
Vacek, Stephanie (D, #10, Papillion, Neb./Papillion-LaVista)	1994-95-96-97	80/79	8	11	27
Villa, Cece (GK, #00, Altoona, Iowa/Dowling Catholic)	2021-22	See GK Stats			
Waite, Sadie (MF, #11, St. Thomas, Ontario, Canada/ Parkside Collegiate Institute)	2022	19/15	1	0	2
Walsh, Amy (MF, #17, St. Bruno, Quebec/Richelieu Valley)	1997-98-99	63/42	14	8	36
Watkins, Niejia (D, #21, Orlando, Fla./Lake Howell)	2018	15/0	0	0	0
Webber, Elana (MF, #26, Lincoln, Neb./Pius X)	2020-21	1/0	0	0	0
Weber, Sarah (F/MF, #42, Gretna, Neb./Gretna)	2021-22	38/38	16	7	39
Wehrman, Dixie (MF, #12, Derby, Kan./Derby)	1994	11/0	1	1	3
White, Anna (MF, #91, Warrensburg, Mo./Warrensburg)	2007-08-09-10	77/65	2	2	6
White, Jaclyn (F, #27, Long Beach, Calif./Bishop Montgomery)	2007-08-09-10	58/4	6	4	16
Wicker, Jacy (MF/F, #5, Colleyville, Texas/Colleyville Heritage)	2006	19/11	0	0	0
Williams, Najah (F/D, #4, Phoenix, Ariz./Xavier)	1998-99-00-01	84/22	13	10	36
Willrett, Anne (F, #18, Omaha, Neb./Marian)	2001	21/0	0	2	2
Woolf, Lacey (MF/F, #6, Urbandale, Iowa/Urbandale)	2000	12/0	2	0	4
Wright, Katie (GK, #1, Mission Viejo, Calif./Mission Viejo)	2003-04	See GK Stats			
Wright, Tanya (MF/D, #14, Welland, Ontario/Centennial)	1994-95-97	55/36	9	6	24
Young, Hannah (MF, #20, Enola, Pa./East Pennsboro)	2018-19-20	28/9	0	0	0
Zade, Jordan (MF, #37, Olathe, Kan./De Soto)	2021-22	38/31	1	7	9
Zugay, Ashley (MF/D, #15, Ann Arbor, Mich./Pioneer)	2018-19-20-21	55/31	0	3	3
Zuniga, Andrea (F, #17, Omaha, Neb./Burke)	2007	5/0	0	0	0

GOALKEEPER STATISTICS

Player	GP/GS	Saves	Minutes	GA	GAA	Sho	Record
Anderson, Meghan	3/1	10	144	1	0.63	1	1-0-0
Berkshire, Julie	4/0	0	21	1	4.29	0	0-0-0
Bredenberg, Brooke	18/17	77	1,556	24	1.39	2.5	11-6-1
Corder, Aubrei	80/80	249	7,604	84	0.99	27.2	33-28-19
Corral, Mayte	2/0	1	22	1	4.07	0.1	0-0-0
Denomme, Michelle	27/17	61	1,754	23	1.18	7	10-7-0
Dudley, Alison	18/18	57	1,528	17	1.00	5	14-4-0
Erdkamp, Jackie	2/1	7	116	3	2.33	0	0-1-0
Ferraz, Helena	0/0	0	0	0	0.00	0	0-0-0
Hauk, Sami	20/20	77	1,800	33	1.65	5	8-7-5
Hauser, Michelle	14/1	6	326	7	1.93	9	0-1-0
Hornbacher, Rebecca	46/46	141	3,660	26	0.64	25	41-5-0
Johnson, Erika	19/17	71	1,601	25	1.32	6.2	8-7-2
Klages, Jamie	39/39	156	3,617	46	1.10	10	21-14-4
Lamale, Leah	9/0	4	244	3	1.14	1.5	0-0-0
LeBlanc, Karina	80/69	206	6,308	38	0.54	45.5	60-6-3
Macdonald, Tara	26/24	115	2,119	35	1.49	4	14-6-4
Marchant, Sydney	0/0	0	0	0	0.00	0	0-0-0
Miller, Erin	57/48	239	4,396	48	0.98	21	33-11-4
Mills, Jessica	38/30	124	2,869	60	1.88	1	10-16-5
Pfeil, Brittany	23/17	62	1,694	18	0.95	3	10-6-1
Rowell, Leslie	3/0	0	42	1	2.10	0	0-0-0
Schatz, Kelly	23/19	59	1,766	33	1.43	3.5	8-9-2
Short, Makinzie	23/18	62	1,765	28	1.41	7	6-10-3
Smith, Lauren	1/0	0	5	0	0.00	0.5	0-0-0
Stevens, Emma	72/69	278	6,221	108	1.56	10.3	37-27-3
Swearer, Amy	4/1	11	168	4	2.14	0	1-0-0
Villa, Cece	0/0	0	0	0	0.00	0	0-0-0
Wright, Katie	31/28	143	2,561	43	1.51	8.5	16-11-0



NEBRASKA COMMUNICATIONS STAFF



Keith Mann
Assistant A.D./
Communications



Jeff Griesch
Senior Associate
Director/Operations



Shamus McKnight
Senior Associate
Director



Matt Smith
Associate Director/
Strategic Research



Nate Pohlen
Assistant Director



Jared Meister
Assistant Director



Scott Bruhn
Director of
Photography



Vicki Capazo
Administrative
Supports Associate



Maddie Peterson
Intern



Meghan Straub
Intern/Soccer
Contact

2023-24 NEBRASKA SOCCER MEDIA GUIDE

The 2023-24 Nebraska soccer media guide is designed to assist the media in its coverage of Husker soccer. Additional information, including releases and photographs, may be obtained by contacting Meghan Straub in Nebraska Communications at mstraub@huskers.com. Please take a moment to review the following policies and services that are intended to assist you in your coverage of Nebraska soccer this season. Thank you for your continued interest in collegiate soccer.

BARBARA HIBNER STADIUM

The Nebraska Soccer and Tennis Complex, which consists of the Barbara Hibner Soccer Stadium and the Sid and Hazel Dillon Tennis Complex, is located north of the Devaney Center near Nebraska's Innovation Campus. Most Husker soccer practices will be held at this location, the outdoor track field or inside the Hawks Championship Center.

MEDIA CREDENTIALS

To obtain a credential for the 2023-24 Nebraska soccer season or any individual match, reach Meghan Straub in the Nebraska Communications Office at mstraub@huskers.com.

PRESS ROOM AND POSTGAME INTERVIEWS

The soccer press area at Barbara Hibner Stadium is located west of the field directly above the stands. Nebraska soccer players will be available inside the lobby by the front entrance of the indoor complex following a brief cooling off period.

INTERVIEWS

All media requests for interviews with Nebraska soccer players should be directed to Meghan Straub: mstraub@huskers.com; at least 24 hours in advance. Through the fall season, requested soccer student-athletes will be available for interviews, pending class and meeting schedules. The best time for in-season interviews is before or after practice.

HUSKER SOCCER ON THE INTERNET

Complete results, releases and statistics will be updated each week on the official athletic department home page at Huskers.com.

MEDIA SERVICES

Pregame notes and rosters will be provided before each game. Final results and box scores will be available following each game in the press box.

NEBRASKA COMMUNICATIONS CONTACT INFORMATION

Phone: (402) 472-2263

Fax: (402) 472-2005

sportsinfo@huskers.com

Huskers.com/media

NEBRASKA

Integrity ■ Trust ■ Respect ■ Teamwork ■ Loyalty

ATHLETIC DEPARTMENT CORE VALUES

- Integrity
- Trust
- Respect
- Teamwork
- Loyalty

ATHLETIC DEPARTMENT MISSION STATEMENT

The mission of the University of Nebraska Athletic Department is to serve our student-athletes, coaches, staff and fans by:

- Displaying INTEGRITY in every decision and action
- Building and maintaining TRUST with others
- Giving RESPECT to each person we encounter
- Pursuing unity of purpose through TEAMWORK
- Maintaining LOYALTY to student-athletes, co-workers, fans and the University of Nebraska

UNL does not discriminate based on race, ethnicity, color, national origin, sex, religion, disability, age, sexual orientation, gender identity, genetic information, veteran status, marital status, and/or political affiliation in its programs, activities, or employment. For nondiscrimination inquiries, contact the Director of IEC/Title IX Coordinator or the Section 504/ADA Coordinator at 128 Canfield Admin. Bld., Lincoln, NE 68588, (402) 472-3417, or the Office for Civil Rights.

MEDIA GUIDE CREDITS

The 2023-24 Nebraska Soccer Media Guide was written, designed and edited by Intern Meghan Straub. Editorial assistance was provided by Senior Associate Communications Director/Operations Jeff Griesch. The book was produced on Adobe InDesign. Photo credits to Scott Bruhn, Women's Professional Soccer, National Women's Soccer, the Lincoln Convention and Visitors Bureau and University Communication at the University of Nebraska-Lincoln.