

adidas | N | BIG

NEBRASKA VOLLEYBALL

2023 MEDIA GUIDE





2023 NEBRASKA VOLLEYBALL MEDIA GUIDE

This is Nebraska

Table of Contents.....	1
This is Nebraska Volleyball	2-21
The Nebraska Student-Athlete Experience	22-37

Season Preview

2023 Roster/Quick Facts.....	38
2023 Schedule/Huskers Radio Network.....	39
Big Ten Conference Opponents.....	40
Media Information	41

Coaches and Staff

Head Coach John Cook.....	42-46
Assistant Coach Jaylen Reyes	47
Assistant Coach Kelly Hunter.....	48
Assistant Coach Jordan Larson	49
Director of Operations Lindsay Peterson	50
Volleyball Support Staff.....	51
Vice Chancellor, Director of Athletics Trev Alberts.....	52
Nebraska Athletic Department Administration.....	53
University Administration/Board of Regents.....	54-55

2023 Huskers

Ally Batenhorst	56-57
Merritt Beason	58-59
Lindsay Krause.....	60-61
Kennedi Orr.....	62-63
Lexi Rodriguez	64-65
Bekka Allick.....	66-67
Maisie Boesiger.....	68
Hayden Kubik.....	69
Maggie Mendelson	70-71
Laney Choboy.....	72
Andi Jackson.....	73
Caroline Jurevicius	74
Harper Murray.....	75
Bergen Reilly.....	76
Name, Image & Likeness	77

2022 Season Review

Season Results.....	78
Big Ten Review.....	79
Season Statistics.....	80
Match-by-Match Statistics.....	81
Box Scores	82-89

History & Records

Nebraska Volleyball: A Championship Tradition.....	90-91
NCAA Tournament History	92-93
Final Four Teams.....	94-104
Coaching History	104-105
AVCA All-Americans	106-112
Honors & Awards	113-119
Letterwinners.....	120-121
Records.....	122-131
Annual Leaders.....	132-134
All-Time Series History.....	135-145
All-Time Results	146-155
adidas.....	156



N

NEBRASKA
VOLLEYBALL

1,433
ALL-TIME WINS
(Leads Nation)

99
AVCA ALL-AMERICANS
(Leads Nation)

542
WEEKS IN TOP 10
(Leads Nation)

102
WEEKS RANKED NO. 1
(Leads Nation)



NEBRASKA
VOLLEYBALL

8,190

AVERAGE ATTENDANCE
IN 2022

(Led Nation)

303

CONSECUTIVE
REGULAR-SEASON
SELLOUTS


(NCAA Women's Record)

9

CONSECUTIVE SEASONS
LEADING NATION IN
ATTENDANCE



LEXI RODRIGUEZ
2022 Academic All-America Third Team



40
**VOLLEYBALL ACADEMIC
ALL-AMERICANS**
(Leads Nation)

351
**ALL-TIME UNIVERSITY OF
NEBRASKA ACADEMIC
ALL-AMERICANS**
(Leads Nation)

3
**NCAA VOLLEYBALL
ELITE 90 AWARD WINNERS**
(Leads Nation)

N NATIONAL CHAMPIONS

NEBRASKA VOLLEYBALL



N

NEBRASKA VOLLEYBALL

SETTERS

Nebraska has built a reputation as one of the most prestigious volleyball programs in the country. The Huskers have consistently developed student-athletes into the world's best volleyball players, which has made Nebraska a haven for the game's premier setters. Nebraska has produced 12 All-Americans who have combined for 23 All-America awards at the sport's toughest position.



KELLY HUNTER
 NCAA Championships Co-Most Outstanding Player (2017)
 AVCA All-American (2016, 2017)
 Two-Time All-Big Ten
 Big Ten Setter of the Year (2017)
 Two-time National Champion (2015, 2017)



LAUREN COOK
 AVCA All-American (2012)
 Two-Time All-Big Ten
 Big 12 Newcomer of the Year (2010)




GREICHALY CEPERO
 U.S. National Team Member
 AVCA Division I Player of the Year (2000)
 AVCA All-American (2000, 2001, 2002)
 Two-Time Big 12 Player of the Year




FIONA NEPO
 AVCA All-American (1996, 1997, 1998)
 Big 12 Player of the Year (1998)
 Three-Time All-Big 12
 Nebraska's Career Assists Leader



CHRISTY JOHNSON
 AVCA All-American (1994, 1995)
 Two-Time All-Big Eight
 CoSIDA Academic All-American
 Led Nebraska to 1995 NCAA Title



VAL NOVAK
 U.S. National Team Member
 AVCA All-American (1989, 1990)
 Big Eight Player of the Year (1990)
 Three-Time All-Big Eight



LORI ENDICOTT
 U.S. Olympian (1992, 1996)
 Olympic Bronze Medalist (1992)
 AVCA All-American (1987, 1988)
 Two-Time Big Eight Player of the Year
 CoSIDA Academic All-American



CATHY NOTH
 U.S. National Team Member
 U.S. Olympic Alternate (1988)
 AVCA All-American (1983, 1984)
 Three-Time All-Big Eight
 Three-Time Big Eight Tournament MVP

ALL-AMERICA AWARDS BY SETTERS (23)

Player	Team	Year
Nicklin Hames	2nd	2020
Kelly Hunter	1st	2017
Kelly Hunter	2nd	2016
Lauren Cook	1st	2012
Sydney Anderson	3rd	2009
Sydney Anderson	2nd	2008
Rachel Holloway	2nd	2007
Rachel Holloway	3rd	2006
Greichaly Cepero	1st	2002
Greichaly Cepero	2nd	2001
Greichaly Cepero	1st	2000
Fiona Nepo	1st	1998
Fiona Nepo	2nd	1997
Fiona Nepo	1st	1996
Christy Johnson	1st	1995
Christy Johnson	1st	1994
Val Novak	1st	1990
Val Novak	1st	1989
Lori Endicott	1st	1988
Lori Endicott	2nd	1987
Tisha Delaney	2nd	1986
Cathy Noth	2nd	1984
Cathy Noth	1st	1983

MIDDLE BLOCKERS

Nebraska has enjoyed a tradition of success at the middle blocker position. Husker middle blockers have combined for 30 All-America certificates, including Honda Award winner Karen Dahlgren and AVCA National Player of the Year and U.S. Olympian Allison Weston.

Under Coach John Cook, Nebraska's middle blockers have annually been one of the nation's top units. With Cook at the helm, Nebraska middle blockers have combined for 17 AVCA All-America awards.



LAUREN STIVRINS

AVCA All-American (2018, 2019, 2020)
 Four-Time All-Big Ten
 No. 1 NU Career Hitting Percentage in Rally-Scoring Era



BROOKE DELANO

AVCA All-American (2009, 2010)
 Two-Time All-Big 12



MELISSA ELMER

AVCA All-American (2003, 2004, 2005)
 Two-Time NCAA Blocks Leader
 Honda Award Finalist
 Three-Time All-Big 12
 Big 12's All-Time Leader in Blocks (767)



AMBER HOLMQUIST

AVCA All-American (2000, 2001, 2002)
 NCAA Blocks Leader (2000)
 Big 12 Co-Player of the Year (2002)
 Big 12 All-Decade Team



ALLISON WESTON

U.S. Olympian (2000)
 AVCA Co-Player of the Year (1995)
 AVCA All-American (1993, 1994, 1995)
 Two-Time Academic All-American
 Two-Time Big Eight Player of the Year



STEPHANIE THATER

AVCA All-American (1990, 1991, 1992)
 Three-Year U.S. National Team Member
 Two-Time Big Eight Player of the Year

ALL-AMERICA AWARDS BY MIDDLE BLOCKERS (30)		
Player	Team	Year
Kayla Caffey	2nd	2021
Lauren Stivrins	1st	2020
Lauren Stivrins	2nd	2019
Lauren Stivrins	1st	2018
Amber Rolfzen	3rd	2016
Amber Rolfzen	2nd	2015
Brooke Delano	1st	2010
Brooke Delano	2nd	2009
Tracy Stalls	2nd	2007
Tracy Stalls	2nd	2006
Melissa Elmer	1st	2005
Melissa Elmer	1st	2004
Melissa Elmer	2nd	2003
Amber Holmquist	1st	2002
Amber Holmquist	1st	2001
Jenny Kropp	2nd	2001
Amber Holmquist	2nd	2000
Allison Weston	1st	1995
Allison Weston	1st	1994
Allison Weston	1st	1993
Stephanie Thater	1st	1992
Stephanie Thater	1st	1991
Stephanie Thater	2nd	1990
Megan Korver	2nd	1998
Virginia Stahr	2nd	1989
Virginia Stahr	1st	1988
Karen Dahlgren	1st	1986
Annie Adamczak	1st	1985
Karen Dahlgren	2nd	1985
Terri Kanouse (AIAW)	1st	1980



VIRGINIA STAHR

AVCA All-American (1988, 1989)
 Big Eight Female Athlete of the Year (1989)
 AVCA All-American (1985, 1986)
 Big Eight Player of the Year (1989)
 Two-Time Academic All-American of the Year



KAREN DAHLGREN

Honda Sport Award Winner in Volleyball (1986)
 AVCA All-American (1985, 1986)
 Three-Time Academic All-American
 Led Nebraska in Blocks for Four Seasons



ANNIE ADAMCZAK

AVCA All-American (1985)
 Big Eight Female Athlete of the Year (1985)
 Two-Time All-Big Eight



TERRI KANOUSE

AIAW All-American (1980)
 Three-Time All-Big Eight
 Nebraska's First Volleyball All-American

OUTSIDE HITTERS

Outside hitters have become household names at Nebraska. Sarah Pavan, Jordan Larson, Mikaela Foecke, Kelsey Robinson, Kadie Rolfzen, Christina Houghtelling, Jennifer Saleaumua, Nancy Metcalf, Laura Pilakowski, Tara Mueller, Lindsey Licht, Hannah Werth, Gina Mancuso and Lisa Reitsma have dominated the college landscape.

Outside hitters have flourished at Nebraska, earning 42 All-America awards, including AVCA National Players of the Year Christina Houghtelling (2005) and Sarah Pavan (2006).

NU's outside hitters are the most versatile players in the nation, often playing all six rotations. Werth (2010), Larson (2006, 2008), Houghtelling (2007) and Saleaumua (2004, 2005) were all named conference defensive players of the year.



MIKAELA FOECKE
 AVCA All-American (2017, 2018)
 Two-Time All-Big Ten
 Senior CLASS Award (2018)
 NCAA Championship Most Outstanding Player (2015, 2017)



KADIE ROLFZEN
 AVCA All-American (2013, 2014, 2015, 2016)
 Four-Time All-Big Ten
 AVCA North Region Freshman of the Year (2013)



KELSEY ROBINSON
 Two-Time Olympian (2016 & 2020)
 AVCA All-American (2013)
 Big Ten Player of the Year (2013)
 Sullivan Award Finalist



GINA MANCUSO
 AVCA All-American (2011, 2012)
 Two-Time First-Team All-Big Ten



JORDAN LARSON
 Three-Time U.S. Olympian (2012, 2016 & 2020)
 AVCA All-American (2006, 2007, 2008)
 Two-Time Big 12 Defensive Player of the Year
 Three-Time First-Team All-Big 12



SARAH PAVAN
 Two-Time Olympian (2016 & 2020 - Beach)
 Honda-Broderick Cup Winner (2006, 2007)
 AVCA All-American (2004, 2005, 2006, 2007)
 Three-Time Academic All-American



CHRISTINA HOUGHTELLING
 AVCA National Player of the Year (2005)
 AVCA All-American (2005, 2007)
 2007 Big 12 Defensive Player of the Year
 Two-Time Academic All-American



NANCY METCALF
 U.S. Olympian (2004)
 AVCA All-American (1998, 1999, 2001)
 Co-Big 12 Player of the Year (2002)
 Two-Time Big 12 Player of the Year
 Three-Time Academic All-American



LAURA PILAKOWSKI
 AVCA All-American (2000, 2002)
 Big 12 Player of the Year (2002)
 Three-Time Academic All-American



LISA REITSMAS
 AVCA All-American (1995, 1996, 1997)
 Big 12 Player of the Year (1996)
 Three-Time All-Conference Academic All-American



JANET KRUSE
 AVCA All-American (1989, 1990, 1991)
 NCAA Woman of the Year Finalist (1992)
 NCAA Today Top Eight Award (1992)
 Two-Time Academic All-American of the Year
 Three-Time Academic All-American

ALL-AMERICA AWARDS BY OUTSIDE HITTERS (42)		
Player	Team	Year
Madi Kubik	3rd	2021
Lexi Sun	3rd	2020
Lexi Sun	3rd	2019
Mikaela Foecke	1st	2018
Mikaela Foecke	1st	2017
Annika Albrecht	2nd	2017
Kadie Rolfzen	1st	2016
Kadie Rolfzen	1st	2015
Kadie Rolfzen	3rd	2014
Kelsey Robinson	1st	2013
Kadie Rolfzen	3rd	2013
Gina Mancuso	2nd	2012
Hannah Werth	2nd	2012
Gina Mancuso	1st	2011
Lindsey Licht	2nd	2010
Hannah Werth	2nd	2010
Jordan Larson	1st	2008
Tara Mueller	2nd	2008
Sarah Pavan	1st	2007
Christina Houghtelling	2nd	2007
Jordan Larson	3rd	2007
Jordan Larson	1st	2006
Sarah Pavan	1st	2006
Christina Houghtelling	1st	2005
Sarah Pavan	1st	2005
Jennifer Saleaumua	3rd	2005
Sarah Pavan	1st	2004
Jennifer Saleaumua	2nd	2004
Laura Pilakowski	2nd	2002
Nancy Metcalf	1st	2001
Laura Pilakowski	1st	2000
Nancy Metcalf	1st	1999
Nancy Metcalf	1st	1998
Lisa Reitsma	2nd	1997
Lisa Reitsma	1st	1996
Lisa Reitsma	1st	1995
Kelly Aspegren	2nd	1994
Cris Hall	2nd	1991
Janet Kruse	2nd	1991
Janet Kruse	1st	1990
Janet Kruse	1st	1989
Enid Schonewise	2nd	1986



NEBRASKA
VOLLEYBALL

LIBEROS

Nebraska Head Coach John Cook has built the Husker program on strong serving and passing, and no position is more critical to that than the Husker liberos. Justine Wong-Orantes became Nebraska's first All-American libero in 2015 and repeated the honor in 2016.

Lexi Rodriguez put together one of the most impressive freshman seasons in NCAA history for a libero in 2021, earning AVCA first-team All-America honors and Big Ten Defensive Player of the Year. She added a second-team All-America honor in 2022.

ALL-AMERICA AWARDS BY LIBEROS (4)

Player	Team	Year
Lexi Rodriguez	2nd	2022
Lexi Rodriguez	1st	2021
Justine Wong-Orantes	1st	2016
Justine Wong-Orantes	3rd	2015



LEXI RODRIGUEZ

AVCA All-American (2021, 2022)
Big Ten Defensive Player of the Year (2021)
AVCA National Freshman of the Year (2021)
Two-Time All-Big Ten



JUSTINE WONG-ORANTES

AVCA All-American (2015, 2016)
Two-Time Big Ten Defensive Player of the Year (2015, 2016)
All-Big Ten (2016)
Nebraska's Career Digs Leader




NEBRASKA
VOLLEYBALL


RETIRED
JERSEYS



KAREN DAHLGREN
Middle Blocker
1983-86
Retired 2003



LORI ENDICOTT
Setter
1985-88
Retired 2003



CATHY NOTH
Setter
1981-84
Retired 2003




ALLISON WESTON
Middle Blocker
1992-95
Retired 2003



JANET KRUSE
Outside Hitter
1988-91
Retired 2004



STEPHANIE THATER
Middle Blocker
1989-92
Retired 2010



NANCY METCALF
Opposite Hitter
1997-2001
Retired 2011



JORDAN LARSON
Outside Hitter
2005-08
Retired 2017



SARAH PAVAN
Opposite Hitter
2004-07
Retired 2018

INTERNATIONAL SUCCESS



Former Huskers Jordan Larson, Kelsey Robinson and Justine Wong-Orantes (above) became Olympic gold medalists at the 2020 Tokyo Games. Larson captained Team USA and is the first American woman to claim gold (Tokyo 2020), silver (London 2012) and bronze (Rio 2016) medals in indoor volleyball.



Former Huskers Justine Wong-Orantes and Kadie Rolfzen led the U.S. National Team to the 2019 Pan American Cup title. Rolfzen was named the tournament's best attacker, while Wong-Orantes was voted the best libero.



Led by former Huskers Jordan Larson, Kayla Banwarth and Kelsey Robinson, the U.S. National Team won its first major gold medal at the 2014 FIVB World Championship with a 3-1 win over China in Milan, Italy. The trio was also named to the 2016 Olympics team that went on to earn the bronze medal.



In June 2022, Bekka Allick and Lexi Rodriguez led the U.S. Women's U21 National Team to the gold medal at the Pan American Cup in Baja California. Rodriguez was the team captain and starting libero and had 24 digs and 12 excellent receptions in the championship match against Argentina. Allick had 12 kills and two blocks.



In 2018, Justine Wong-Orantes, Jordan Larson and Kelsey Robinson were part of the U.S. National Team that won the inaugural FIVB Volleyball Nations League title. The trio were also on the 2021 U.S. team that won its third straight Nations League title.



Former Husker Sarah Pavan (right) and her beach volleyball partner, Melissa Humana-Paredes, won the 2019 FIVB Beach Volleyball World Championships for Canada. They later finished fifth at the 2020 Tokyo Olympic Games. Pavan also reached the quarterfinals at the 2016 Olympics.

OLYMPIANS

Player	Years
Justine Wong-Orantes (USA)	2020
Kayla Banwarth (USA)	2016
Kelsey Robinson (USA)	2016, 2020
Sarah Pavan (Canada)	2016, 2020
Jordan Larson (USA)	2012, 2016, 2020
Nancy Metcalf (USA)	2004
Allison Weston (USA)	2000
Lori Endicott (USA)	1992, 1996
Cathy Noth (USA)	1988 (alternate)

U.S. NATIONAL TEAM

Player	Years
Mikaela Foecke	2019-20
Kadie Rolfzen	2018-20
Amber Rolfzen	2017-20
Justine Wong-Orantes	2017-pres.
Kelsey Robinson	2014-pres.
Kayla Banwarth	2011-16
Jordan Larson	2009-pres.
Tracy Stalls	2007-11
Nancy Metcalf	2002-12
Greichaly Cepero	2002-03
Allison Weston	1997-2000
Lori Endicott	1988-96
Stephanie Thater	1992-93
Val Novak	1991
Cathy Noth	1984-88

CANADIAN NATIONAL TEAM

Player	Years
Sarah Pavan (beach)	2013-pres.
Sarah Pavan	2010-13



In 2019, the U.S. National Team defended its FIVB Volleyball Nations League title with a 3-2 win over Brazil. Former Huskers Jordan Larson, Kelsey Robinson and Mikaela Foecke all played a key role for the U.S. throughout the course of the tournament.

N

BRAZIL 2023

NEBRASKA VOLLEYBALL

The Nebraska volleyball team took a foreign team trip to Brazil in June 2023. The Huskers spent 17 days traveling in Belo Horizonte, Rio de Janeiro, Saquarema and Búzios. Nebraska went 5-0 on the trip and was crowned tournament champions. The highlights included a 4-1 win against the Brazil U21 National Team and a 3-2 win over the Brazil Military Selection Team after the Huskers trailed 2-1. The Huskers visited Sugarloaf Mountain and the Christ the Redeemer statue and also spent time at outreach events with local youth.



ATHLETIC MEDICINE



ALTER-G TREADMILLS



HYDROTHERAPY POOLS



ON-SITE X-RAY FACILITY

ATHLETIC MEDICINE

Nebraska features one of the most well-trained and highly skilled athletic medicine staffs in the country. Under the guidance of Head Athletic Trainer and Physical Therapist Jerry Weber (pictured, bottom) and Volleyball Head Athletic Trainer Jolene Emricson, the Nebraska athletic medicine staff consists of 16 full-time athletic trainers, six graduate assistant athletic trainers, as well as a team of primary care, sports medicine, and orthopedic physicians.

Nebraska's medical facilities have long been among the nation's best, and Husker Athletic Medicine will have a new home beginning this fall with the completion of a new facility which will feature state-of-the-art equipment including recovery modalities. Currently, NU's athletic medicine center is housed in the Tom and Nancy Osborne Athletic Complex. In addition to Nebraska's North Stadium facility, Hawks Field, Bowlin Stadium, Pinnacle Bank Arena, the Bob Devaney Sports Center and the Nebraska Soccer and Tennis Complex all feature athletic medicine facilities.

SPORT PSYCHOLOGY

Continuing its commitment to complete care for all student-athletes, Nebraska has a staff of five in-house mental health providers specializing in performance psychology who work directly with student-athletes, teams and coaches. Under the leadership of Director of Sport Psychology Dr. Brett Haskell, the Huskers' sport psychology staff provides counseling, psychological services, mental skills training, teambuilding and leadership development services for each of Nebraska's 24 sports and more than 600 Husker student-athletes. The staff works directly with student-athletes to help them develop skills to enhance personal well-being, address mental health and train psychological skills to optimize performance.

NAPL

NEBRASKA ATHLETIC PERFORMANCE LAB

A ONE-OF-A-KIND RESEARCH AND TESTING FACILITY THAT PROVIDES NEBRASKA STUDENT-ATHLETES WITH THE LATEST ADVANCEMENTS IN EQUIPMENT, TRAINING TECHNIQUES AND MEDICAL TECHNOLOGY.



NAPL COLLABORATING WITH COACHES



TESTING TO ENHANCE TRAINING METHODS



STATE-OF-THE-ART EQUIPMENT



HUSKER POWER

NDAMUKONG SUH STRENGTH AND CONDITIONING CENTER



HUSKER POWER: A NATIONAL LEADER

The model strength and conditioning program in the nation, Husker Power plays a major role in the continuing success of Nebraska athletics. Nebraska's strength program was the first in the nation.

Nebraska's strength training facilities have set the standard in collegiate athletics since the early 1970s. The Ndamukong Suh Strength and Conditioning Center in the Osborne Athletic Complex and Nebraska's impressive new weight room at the Hendricks Training Complex have taken Husker Power to a whole new level in recent years.

The University of Nebraska volleyball strength and conditioning coach is dedicated to making each student-athlete the best all-around volleyball player she can become. The goal of the strength coach is to help the volleyball player reach her full potential on the court. With the year-round lifting and conditioning program, we strive to reduce injuries and at the same time increase performance.

Brian Kmita is in his eighth year as head strength coach for the volleyball program. The strength and conditioning program's goal is to produce strength, speed, power and discipline. Making sure the student-athletes are strong, healthy and competitive is the number one priority. Another goal is to build team dynamics, leadership and mental toughness through different conditioning drills.

PERFORMANCE NUTRITION

LEWIS TRAINING TABLE



LIFE SKILLS KITCHEN



1,600 MEALS SERVED DAILY

PERFORMANCE NUTRITION

The purpose of the Performance Nutrition department is to provide services that enhance the student athlete's overall health and recovery.

GOALS

- To offer a variety of food and beverage products that are readily available and accessible for all student athletes.
- To provide a wealth of education and resources that each student athlete can utilize to enhance their overall level of knowledge and awareness as it pertains to fueling their body for competition and recovery.

DESCRIPTION OF SERVICES

Performance Nutrition seeks to provide fueling options and education to Husker student athletes, so they are adequately prepared and knowledgeable on the impact nutrition can have in their lives as athletes and after sport.

NUTRITION OVERVIEW

Our Training Table is the primary resource for student athletes to seek out holistic fueling options. Our Training Table operates and sets its menus with a student athlete first mentality. We seek to provide healthy, accommodating nutrition options for all our athletes at breakfast, lunch, and dinner.

Our fueling stations are the secondary resource for student-athletes to fulfill their fueling needs. The primary goal of our fueling stations is to provide quick and easy sources of nutrition and hydration to supplement training and competition.

Team rooms and competition fueling are an additional asset our student-athletes can utilize. Each team has a dietitian that coordinates additional nutrition options to team rooms and around competition.

Husker Bucks are provided to student-athletes to supplement meals on their own. Athletes have the chance to purchase a meal at local restaurants or choose to use the dollar value on groceries.

EDUCATION AND CONSULTATION

Each team has a sport specific dietitian who oversees the nutritional needs per team. Our dietitians are a great resource for education and consultation to our student athletes. The dietitians conduct DEXAs for body composition assessment, hydration testing, consult with athletes individually, provide nutrition education team talks (hydration, Pre-workout fueling, recovery nutrition) and coordinating materials, host cooking classes & grocery store tours, and assist with fueling options surrounding competitions.



NATIONAL POWERS

FIVE VOLLEYBALL NATIONAL CHAMPIONSHIPS
(3RD IN NCAA HISTORY)



5 NATIONAL TITLES
(2ND MOST SINCE 1970)

FOOTBALL



8 NATIONAL TITLES
(4TH IN NCAA HISTORY)

MEN'S GYMNASTICS



8 NATIONAL TITLES
(MOST IN NCAA HISTORY)

BOWLING



3 INDOOR
NATIONAL TITLES
(4TH IN NCAA HISTORY)

WOMEN'S TRACK AND FIELD

LIFE SKILLS

STUDENT-ATHLETE EXPERIENCE

Nebraska is a leader in providing all the resources and support necessary for student-athletes to become successful in Academics, Athletics and Life. Nebraska will continue to strategically plan for avenues to strengthen the resources to support more than 600 Husker student-athletes across 24 sports.

UNMATCHED SUPPORT

Nebraska has a history of providing unmatched benefits and support to student-athletes. A few examples of these enhanced benefits for Husker student-athletes include:

- All scholarship student-athletes have their scholarship calculated based on the full cost of attendance.
- Each student-athlete is offered a free Apple MacBook Air laptop computer to enhance their learning opportunities.
- Nebraska has increased resources and support in all academic and performance related areas including but not limited to Academic Services, Life Skills, Athletic Medicine, Athletic Training, Strength and Conditioning, Nebraska Athletic Performance Laboratory, Nutrition and Sports Analytics.
- The N-Vest Nebraska program began in 2022. N-Vest Nebraska rewards Husker scholarship student-athletes for academic performance, success toward graduation and retention. NU student-athletes who meet the established academic benchmarks will receive \$5,980 per year for their academic achievement.
- As part of Nebraska's innovative Post-Eligibility Opportunity (PEO) program, every student-athlete graduate who has exhausted their athletic eligibility has the opportunity to pursue (with Nebraska support) an internship, participate in a study abroad program, attend graduate school or receive funding for entrepreneur endeavors.

#NILBRASKA

In 2021, Nebraska Athletics introduced #NILbraska, an initiative to educate student-athletes on branding, marketing and financial literacy, among other aspects. #NILbraska prepares student-athletes to take advantage of Name, Image and Likeness legislation.

The #NILbraska program focuses on a three-pronged approach to providing education for student-athletes to maximize their potential in the NIL category: Ready Now, Accelerate and the Husker Advantage.

PROACTIVE EDUCATION

The Life Skills staff provides proactive education to all incoming and returning student-athletes designed to promote responsible decision-making, enhance one's personal brand and prepare student-athletes for life after sports. Interactive presentations are delivered during summer bridge sessions, orientations and year-by-year tiered development workshops.

HUSKER ADVANTAGE/NAME, IMAGE, LIKENESS (NIL) PERSONAL BRANDING

All Nebraska student-athletes will benefit from specialized personal branding content within the innovative Husker Advantage program. Designed to enhance overall marketability while in college and beyond, engaging and interactive content in the areas of Strength Assessment, Building Personal Brand, Communication, and Finance/Compliance will position student-athletes for potential NIL opportunities while sharpening fundamental life skills beyond athletic eligibility.

INDIVIDUAL MEETINGS

Every Nebraska student-athlete is assigned a Life Skills staff member who will assist with personal and career development. The meetings help each student-athlete identify a career focus and implement a plan to increase career marketability.

CAREER COMMITMENT & NETWORKING

Nebraska Life Skills organizes an annual Student-Athlete Career Fair Networking Night and other career events aimed at connecting Huskers with companies desiring competitive, hard-working, accountable candidates. Athlete Network and UNL's Handshake Link provide opportunities to explore career opportunities across the country.

COMMUNITY OUTREACH

Nebraska student-athletes readily accept the role-model challenge, collectively giving more than 5,000 hours annually to impact thousands across the state of Nebraska. Outreach events include but are not limited to hospital visits, mentoring, school assemblies, statewide rallies, Make-A-Wish, School is Cool and Husker Heroes. During the 2022-23 academic year, 344 Husker student-athletes completed at least six service projects earning spots on the coveted Tom Osborne Citizenship Team.

LEADERSHIP

Nebraska Life Skills provides student-athletes with countless opportunities to enhance leadership skills while distinguishing themselves from the competition. Student-athletes can be members of the Student-Athlete Advisory Committee, Husker Healers (Pre-Health group), Nebraska Football Road Race, Inner Circle, N-Vest or N-VOLVED. UNL offers more than 600 recognized student organizations allowing athletes to collaborate with other campus leaders for common goals.

RECOGNITION

In 2022-23, 14 Husker Volleyball student-athletes were named to the Tom Osborne Citizenship team for completing a minimum of six service projects in the calendar year. A host of other recognition opportunities at the institutional, Big Ten and NCAA levels that all reflect the high ideals, character and servant leadership nurtured through community involvement also are available. Annually, Nebraska Athletics coordinates a Road Race to enhance Pediatric Brain Cancer awareness, conducts multiple hospital visits, coordinates the MLK Day of Service and volunteers at local elementary and middle schools.

ACADEMIC SUCCESS

2022-23 ACADEMIC HIGHLIGHTS

351 ALL-TIME COLLEGE SPORTS COMMUNICATORS (CSC) ACADEMIC ALL-AMERICANS
(leads Division I programs across all sports)

108 Football CSC Academic All-Americans
(leads all sports, all-time)

40 Volleyball CSC Academic All-Americans
(leads all women's sports, all-time)

**56 Men's & Women's Track & Field/
Cross Country CSC Academic All-Americans**
(leads nation since CSC added team in 2002)

2022-23 CSC ACADEMIC ALL-AMERICANS (3)
Lexi Rodriguez (Volleyball)
Axelina Johansson (Women's Track and Field)
Till Steinforth (Men's Track and Field)

ARTHUR ASHE JR. SPORTS SCHOLARS (33)
Isabel Androver Gallego; Matthias Algarin;
Alexis Buchert; Isabelle Bourne; Jamieson Battistella; Ru'Quan Buckley; Clara Colombo Martina Comin; Eleanor Dale; Genesis Gibson; Emily Haimes; Lena Hassert; Roni Hietaranta; Johanna Ilves; Lishanna Ilves; Axelina Johansson; Oleg Kojenets; Calvin Mueller Micaylon Moore; Moritz Mueller; Passmore Mudundulu; Jack Nolley; Lorenzo Paissan Sam Phillips; Jillian Roa; Madesyn Ronquillio Amara Smith Speights; Emma Spence; Till Steinforth; Darby Thomas; Andrea Velez Lopez; Nic Wiedenhorn and Terrol Wilson

MALE STUDENT-ATHLETE OF THE YEAR
Trent Hixson (Football)

FEMALE STUDENT-ATHLETE OF THE YEAR
Ieva Turke (Track and Field)

BIG TEN MEDAL OF HONOR WINNERS
Trent Hixson (Football)
Ieva Turke (Track and Field)

**BIG TEN OUTSTANDING SPORTSMANSHIP
AWARD WINNERS**
Sam Grisel (Men's Basketball)
Megan Whittaker (Women's Golf)

HERMAN TEAM GPA AWARD WINNERS
Women's Cross Country (3.731 GPA)
Men's Tennis (3.572 GPA)

**NEBRASKA SCHOLAR-ATHLETE
HONOR ROLL SELECTIONS (842)**
(3.0 GPA or above)
Fall (417); Spring (425)


ACADEMIC ALL-BIG TEN SELECTIONS (296)
(3.0 GPA or above)

HUSKER GRADUATES (114)
15, August 2022
25, December 2022
74, May 2023

PERFECT 4.0 GPA SEMESTERS (147)
Fall (82); Spring (65)

BIG TEN DISTINGUISHED SCHOLARS (99)
(3.7 GPA or better, 2022-23)

ACADEMIC ALL-AMERICANS DIVISION I SCHOOLS, ALL-TIME



AS OF JULY 1, 2023

ACADEMIC COUNSELING

A team of 14 academic staff members are in place to monitor daily academic progress, promote skill development, receive consistent course feedback, assist with the advising/registration process and monitor eligibility and progress toward graduation.

TUTORIAL SUPPORT

A tremendous resource for all academic abilities, unlimited tutorial support is available from day one up to college graduation in all subject areas. Tutorial support is provided both in-person and virtually. Nebraska's tutorial program is certified by the College Reading and Learning Association.

STUDY HALL

Student-athletes attend a supervised study hall within the Herman Student Life Complex that features day, evening and weekend hours. Student-athletes are required to complete a specific number of study hours each week and/or a list of academic tasks as determined by their academic counselor, learning specialist and coach.

MENTORING

Academic staff serve as mentors to all incoming student-athletes and select returning student-athletes. The student-athletes meet with their mentor weekly to develop time management skills, gather and report academic progress information and discuss academic success strategies.

EDUCATIONAL ASSESSMENTS

Assessments are administered upon the request of the student-athlete, academic counselor or coach. Learning specialists are available to administer and score informal assessments, which include a reading comprehension and a writing assessment. When more in-depth assessments are necessary, referrals are made to a neuropsychologist who conducts the assessments. If it is determined a student-athlete has a learning disability or another medical condition that impedes the student from reaching their academic potential, appropriate accommodations are implemented by the Office of Services for Students with Disabilities.

STUDENT-ATHLETE ORIENTATION

Each new student-athlete attends an orientation at the beginning of their academic career. Student-athletes are introduced to staff, faculty, administrators and a variety of resources that help facilitate the transition into college while enhancing awareness of support services in the Athletic Department and across campus.

PERSONAL COUNSELING

Student-athletes will find a supportive and caring environment at Nebraska. Transitional issues, stress management, time management, academic focus and problem resolution are all addressed in a proactive manner throughout the year. If necessary, counseling referrals are also made to designated practitioners.

COMPUTER RESOURCES

All student-athletes are provided the opportunity to have a laptop for use during their academic career at Nebraska. The Herman Student Life Complex has printers and desktop computers available for student-athletes to use in the facility. A full-time computer specialist is on-site and available to assist with technology needs.

THE UNIVERSITY OF NEBRASKA

75 MASTER'S DEGREE PROGRAMS

150+ UNDERGRADUATE MAJORS

500+ STUDENT ORGANIZATIONS

25,390 TOTAL ENROLLMENT

110+ COUNTRIES REPRESENTED

49 STATES REPRESENTED

200,000+ LIVING ALUMNI



THE UNIVERSITY OF NEBRASKA

Chartered in Lincoln by the Nebraska Legislature in 1869, the University of Nebraska was expanded in 1968 into a university system now comprising four campuses under the guidance of a Board of Regents and a central administration. The flagship University of Nebraska–Lincoln is an educational institution of international stature. Nebraska is classified within the Carnegie “R1: Doctoral Universities – Highest Research Activity” category. Nebraska is also a land-grant university and a member of the Association of Public and Land-grant Universities. The university is accredited by the Higher Learning Commission.

BIG TEN ACADEMIC ALLIANCE

As a member of the Big Ten, the University of Nebraska–Lincoln is a member of the Big Ten Academic Alliance (BTAA), formerly the Committee on Institutional Cooperation, which is the academic consortium of the universities in the Big Ten Conference. The BTAA includes all 14 Big Ten Institutions and partners with the University of Chicago. The Big Ten Academic Alliance and the institutions together have annual research expenditures topping \$11.5 billion — more than the Ivy League and the University of California System combined — and they educate a total of nearly 600,000 students with approximately 50,000 faculty members.

NATIONAL RANKINGS

- 2023 Best Value School (*The Princeton Review*)
- 2022 Ranked Among Top Third of National Universities (*U.S. News & World Report*)
- 2022 No. 9 Online MBA in the World for Alumni Salary Increases (*Financial Times*)
- 2022 No. 8 Best Online MBA Program (*Princeton Review*)
- 2021 No. 21 Online Master of Engineering Management Program
- 2022 No. 19 Best Online MBA Programs (*U.S. News & World Report*)
- 2022 Top-50 undergraduate business and accounting programs (*U.S. News & World Report*)
- 2018 Top 30 Colleges that Produce the Most CEOs (*Kittleman*)

2023 NEBRASKA VOLLEYBALL NUMERICAL ROSTER

No.	Name	Pos.	Ht.	Yr.	Hometown / Previous School
2	Bergen Reilly	S	6-1	Fr.	Sioux Falls, S.D. / O'Gorman
5	Bekka Allick	MB	6-4	So.	Lincoln, Neb. / Waverly
6	Laney Choboy	DS/L	5-3	Fr.	Raleigh, N.C. / Leesville Road
7	Maisie Boesiger	DS/L	5-6	So.	Firth, Neb. / Norris
8	Lexi Rodriguez	DS/L	5-5	Jr.	Sterling, Ill / Sterling
9	Kennedi Orr	S	6-0	Jr.	Eagan, Minn. / Eagan
10	Caroline Jurevicius	OH	6-2	Fr.	Chardon, Ohio / Notre Dame-Cathedral Latin
11	Hayden Kubik	OH	6-2	So.	West Des Moines, Iowa / Valley
13	Merritt Beason	OH	6-4	Jr.	Gardendale, Ala. / Gardendale/Florida
14	Ally Batenhorst	OH	6-5	Jr.	Houston, Texas / Seven Lakes
15	Andi Jackson	MB	6-3	Fr.	Brighton, Colo. / Brighton
22	Lindsay Krause	OH	6-4	Jr.	Papillion, Neb. / Skutt Catholic
27	Harper Murray	OH	6-2	Fr.	Ann Arbor, Mich. / Skyline
44	Maggie Mendelson	MB	6-5	So.	Ogden, Utah / Fremont

Coaching Staff

Head Coach: John Cook (24th year; San Diego, 1979)
 Assistant Coach/Recruiting Coordinator: Jaylen Reyes (6th year; BYU, 2015)
 Assistant Coach: Kelly Hunter (2nd year; Nebraska, 2017)
 Assistant Coach: Jordan Larson (1st year; Nebraska, 2008)
 Director of Operations: Lindsay Peterson (18th year; Nebraska, 2003)
 Video & Administrative Coordinator: Brian Magbitang (4th year; Wichita State, 2016)
 Graduate Assistants: Jarrod Ferguson, Brennan Hager, Nicklin Hames

2023 NEBRASKA VOLLEYBALL ALPHABETICAL ROSTER

No.	Name	Pos.	Ht.	Yr.	Hometown / Previous School
5	Bekka Allick	MB	6-4	So.	Lincoln, Neb. / Waverly
14	Ally Batenhorst	OH	6-5	Jr.	Houston, Texas / Seven Lakes
13	Merritt Beason	OH	6-4	Jr.	Gardendale, Ala. / Gardendale/Florida
7	Maisie Boesiger	DS/L	5-6	So.	Firth, Neb. / Norris
6	Laney Choboy	DS/L	5-3	Fr.	Raleigh, N.C. / Leesville Road
15	Andi Jackson	MB	6-3	Fr.	Brighton, Colo. / Brighton
10	Caroline Jurevicius	OH	6-2	Fr.	Chardon, Ohio / Notre Dame-Cathedral Latin
22	Lindsay Krause	OH	6-4	Jr.	Papillion, Neb. / Skutt Catholic
11	Hayden Kubik	OH	6-2	So.	West Des Moines, Iowa / Valley
44	Maggie Mendelson	MB	6-5	So.	Ogden, Utah / Fremont
27	Harper Murray	OH	6-2	Fr.	Ann Arbor, Mich. / Skyline
9	Kennedi Orr	S	6-0	Jr.	Eagan, Minn. / Eagan
2	Bergen Reilly	S	6-1	Fr.	Sioux Falls, S.D. / O'Gorman
8	Lexi Rodriguez	DS/L	5-5	Jr.	Sterling, Ill / Sterling

Coaching Staff

Head Coach: John Cook (24th year; San Diego, 1979)
 Assistant Coach/Recruiting Coordinator: Jaylen Reyes (6th year; BYU, 2015)
 Assistant Coach: Kelly Hunter (2nd year; Nebraska, 2017)
 Assistant Coach: Jordan Larson (1st year; Nebraska, 2008)
 Director of Operations: Lindsay Peterson (18th year; Nebraska, 2003)
 Video & Administrative Coordinator: Brian Magbitang (4th year; Wichita State, 2016)
 Graduate Assistants: Jarrod Ferguson, Brennan Hager, Nicklin Hames

Pronunciation Guide

Ally Batenhorst BAY-ten-horst
 Maisie Boesiger MAY-see BO-sig-er
 Laney Choboy CHO-boy
 Caroline Jurevicius CARE-oh-line jur-uh-VISH-us
 Lindsay Krause KROW-zee
 Hayden Kubik CUE-bik

UNIVERSITY QUICK FACTS

Location Lincoln, Neb.
 Population 292,657
 Founded 1869
 Enrollment 25,390
 Nickname Cornhuskers, Huskers
 Colors Scarlet & Cream
 Conference Big Ten
 Facility (cap.) Bob Devaney Sports Center (7,907)
 Vice Chancellor, Director of Athletics Trev Alberts
 Executive Associate AD - SWA Marquita Armstead

Coaching Staff

Head Coach John Cook (24th year)
 Alma Mater San Diego (1979)
 Nebraska Record 656-98 (23 years)
 Career Record 817-171 (30 years)
 Assistant Coach/Recruiting Coordinator Jaylen Reyes (6th year)
 Alma Mater BYU (2015)
 Assistant Coach Kelly Hunter (2nd year)
 Alma Mater Nebraska (2017)
 Assistant Coach Jordan Larson (1st year)
 Alma Mater Nebraska (2008)
 Director of Operations Lindsay Peterson (18th year)
 Alma Mater Nebraska (2003)

Program History

First Year of Volleyball 1975
 Overall All-Time Record 1,433-267-12 (.841)
 Conference All-Time Record 655-70 (.903)
 NCAA Tournament Record 125-36 (.776)
 NCAA Semifinal Appearances 16 (Last, 2021)
 NCAA Final Appearances 10 (Last, 2021)
 National Championships 5 (1995, 2000, 2006, 2015, 2017)
 Conference Titles 34 (Last, 2017)

Team Information

2022 Overall Record 26-6
 2022 Big Ten Record, Finish 16-4, 2nd
 2022 NCAA Tournament NCAA Regional Semifinals
 2022 Final AVCA Ranking 9
 2022 AVCA All-Americans Returning/Lost 1/0
 2022 Starters Returning/Lost 2+ Libero/4
 2022 Letterwinners Returning/Lost 8/6
 Newcomers 6

Volleyball Directory

Head Coach John Cook 402-472-2399
 Assistant Coach Jaylen Reyes 402-730-0521
 Assistant Coach Kelly Hunter 402-472-2399
 Assistant Coach Jordan Larson 402-472-2399
 Director of Operations Lindsay Peterson 402-472-2399

2023 NEBRASKA VOLLEYBALL SCHEDULE

Day	Date	Opponent	Location	Time (CT)
<i>Ameritas Players Challenge</i>				
Friday	Aug. 25	Utah State	Devaney Center	6 p.m.
Saturday	Aug. 26	Lipscomb	Devaney Center	5 p.m.
Sunday	Aug. 27	SMU	Devaney Center	2 p.m.

Volleyball Day in Nebraska

Wednesday	Aug. 30	Omaha	Memorial Stadium	7 p.m.
Sunday	Sept. 3	at Kansas State	Manhattan, Kan.	4 p.m.
Wednesday	Sept. 6	Creighton	Devaney Center	7 p.m.
Saturday	Sept. 9	Long Beach State	Devaney Center	7 p.m.
Tuesday	Sept. 12	at Stanford	Palo Alto, Calif.	8 p.m.
Sunday	Sept. 17	Kentucky	Devaney Center	6:30 p.m.

Big Ten Conference

Friday	Sept. 22	Ohio State	Devaney Center	8 p.m.
Sunday	Sept. 24	Minnesota	Devaney Center	6:30 p.m.
Friday	Sept. 29	at Purdue	West Lafayette, Ind.	6 p.m.
Saturday	Sept. 30	at Indiana	Bloomington, Ind.	6 p.m.
Friday	Oct. 6	at Michigan State	East Lansing, Mich.	6 p.m.
Saturday	Oct. 7	at Michigan	Ann Arbor, Mich.	7:30 p.m.
Friday	Oct. 13	Michigan State	Devaney Center	6 p.m.
Saturday	Oct. 14	Penn State	Devaney Center	7 p.m.
Wednesday	Oct. 18	at Northwestern	Evanston, Ill.	TBD
Saturday	Oct. 21	Wisconsin	Devaney Center	7 p.m.
Friday	Oct. 27	Maryland	Devaney Center	7 p.m.
Saturday	Oct. 28	Rutgers	Devaney Center	7 p.m.
Friday	Nov. 3	at Penn State	University Park, Pa.	7:30 p.m.
Sunday	Nov. 5	at Rutgers	Piscataway, N.J.	TBD
Wednesday	Nov. 8	Northwestern	Devaney Center	7 p.m.
Sunday	Nov. 12	Illinois	Devaney Center	2 p.m.
Friday	Nov. 17	Michigan	Devaney Center	8 p.m.
Sunday	Nov. 19	at Iowa	Iowa City, Iowa	TBD
Friday	Nov. 24	at Wisconsin	Madison, Wis.	3 p.m.
Saturday	Nov. 25	at Minnesota	Minneapolis, Minn.	8 p.m.

NCAA Tournament

Thursday-Saturday	Nov. 30 - Dec. 2	NCAA First and Second Rounds	TBD
Thursday	Dec. 7	NCAA Regional Semifinals	TBD
Saturday	Dec. 9	NCAA Regional Final	TBD
Thursday	Dec. 14	NCAA Semifinals	Tampa, Fla. (Amalie Arena)
Sunday	Dec. 17	NCAA Final	Tampa, Fla. (Amalie Arena)

Start times and media coverage for all matches can be found on Huskers.com

HUSKERS RADIO NETWORK

John Baylor is in his 30th season as the play-by-play voice of Nebraska volleyball. Lauren (Cook) West, a former All-America setter for the Huskers, has been the color commentator for the Huskers since 2017. Nebraska volleyball matches do not always air on the below affiliate stations. However, all matches can be streamed for free online at Huskers.com or on the official Huskers app.

Huskers Radio Network Volleyball Affiliates

City	Affiliate	Station
Ainsworth	KBRB-AM*	1400 AM
Ainsworth	KBRB-FM*	92.7 FM
Alliance	KCOW*	1400 AM
Beatrice	KWBE*	1450 AM
Broken Bow	KBBN*	95.3 FM
Columbus	KLIR*	101.1 FM
Fairbury	KUTT*	99.5 FM
Fairbury	KGMT*	1310 AM
Falls City	KTNC*	1230 AM
Fremont	KHUB*	1340 AM
Grand Island	KRG1*	1430 AM
Hastings	KHAS*	1230 AM
Hastings	KLIQ*	94.5 FM
Kearney	KGFV*	1340 AM
Lexington	KRVN*	880 AM
Lincoln	KBBK	107.3 FM
McCook	KSWN	93.9 FM
Nebraska City	KNCY*	1600 AM
North Platte	KHAQ	98.5 FM
Omaha	KXSP*	590 AM
Omaha	KKCD	105.9 FM
Scottsbluff	KNEB*	960 AM
Sidney	KSID-AM*	1340 AM
Sidney	KSID-FM*	98.7 FM
Superior	KRFS	1600 AM
Valentine	KVSH*	940 AM
West Point	KTIC*	840 AM

*Affiliates that only carry selected broadcasts



BIG TEN CONFERENCE OPPONENTS



ILLINOIS FIGHTING ILLINI

Head Coach	Chris Tamas (Pacific, 2003)
Record at School	115-67 (7th year)
Career Record	Same
2022 Record (Big Ten)	15-15 (10-10)
2022 NCAA Tournament	Did Not Qualify
Facility	Huff Hall (4,152)
Series Record	Nebraska leads 33-8-1



NEBRASKA CORNHUSKERS

Head Coach	John Cook (San Diego, 1979)
Record at School	656-98 (24th year)
Career Record	817-171 (30th year)
2022 Record (Big Ten)	26-6 (16-4)
2022 NCAA Tournament	Regional Semifinal (L, Oregon 3-2)
Facility	Bob Devaney Sports Center (7,907)



INDIANA HOOSIERS

Head Coach	Steve Aird (Penn State, 2001)
Record at School	61-87 (6th year)
Career Record	116-161 (10th year)
2022 Record (Big Ten)	16-16 (9-11)
2022 NCAA Tournament	Did Not Qualify
Facility	Wilkinson Hall (3,000)
Series Record	Nebraska leads 22-1



NORTHWESTERN WILDCATS

Head Coach	Shane Davis (Loyola Chicago, 2003)
Record at School	88-113 (8th year)
Career Record	353-201 (20th year)
2022 Record (Big Ten)	18-14 (7-13)
2022 NCAA Tournament	Did Not Qualify
Facility	Welsh-Ryan Arena (8,117)
Series Record	Nebraska leads 18-1



IOWA HAWKEYES

Head Coach	Jim Barnes (McNeese State, 1994)
Record at School	10-21 (2nd year)
Career Record	465-366 (26th year)
2022 Record (Big Ten)	10-21 (4-16)
2022 NCAA Tournament	Did Not Qualify
Facility	XTream Arena (5,100)
Series Record	Nebraska leads 37-0



OHIO STATE BUCKEYES

Head Coach	Jen Flynn Oldenburg (Ohio State, 2001)
Record at School	65-20 (4th year)
Career Record	Same
2022 Record (Big Ten)	22-10 (15-5)
2022 NCAA Tournament	Regional Final (L, Texas 3-1)
Facility	Covelli Center (3,700)
Series Record	Nebraska leads 18-10



MARYLAND TERRAPINS

Head Coach	Adam Hughes (Penn State, 2006)
Record at School	71-77 (6th year)
Career Record	Same
2022 Record (Big Ten)	16-16 (7-13)
2022 NCAA Tournament	Did Not Qualify
Facility	XFINITY Center Pavilion (1,200)
Series Record	Nebraska leads 18-0



PENN STATE NITTANY LIONS

Head Coach	Katie Schumacher-Cawley (Penn State, 2002)
Record at School	26-8 (2nd year)
Career Record	151-154 (11th year)
2022 Record (Big Ten)	26-8 (13-7)
2022 NCAA Tournament	Regional Semifinal (L, Wisconsin 3-2)
Facility	Rec Hall (6,502)
Series Record	Nebraska leads 26-11



MICHIGAN WOLVERINES

Head Coach	Erin Virtue (Illinois, 2005)
Record at School	0-0 (1st year)
Career Record	Same
2022 Record (Big Ten)	17-13 (8-12)
2022 NCAA Tournament	Did Not Qualify
Facility	Cliff Keen Arena (1,800)
Series Record	Nebraska leads 21-3



PURDUE BOILERMAKERS

Head Coach	Dave Shondell (Ball State, 1981)
Record at School	435-217 (20th year)
Career Record	Same
2022 Record (Big Ten)	21-11 (11-9)
2022 NCAA Tournament	Second Round (L, Louisville 3-0)
Facility	Holloway Gymnasium (2,288)
Series Record	Nebraska leads 23-8



MICHIGAN STATE SPARTANS

Head Coach	Leah Johnson (Missouri State, 2004)
Record at School	13-18 (2nd year)
Career Record	117-71 (6th year)
2022 Record (Big Ten)	13-18 (4-16)
2022 NCAA Tournament	Did Not Qualify
Facility	Breslin Center (15,000)
Series Record	Nebraska leads 25-2-2



RUTGERS SCARLET KNIGHTS

Head Coach	Caitlin Schwehofer (St. John's, 2007)
Record at School	22-59 (4th year)
Career Record	79-121 (8th year)
2022 Record (Big Ten)	8-24 (2-18)
2022 NCAA Tournament	Did Not Qualify
Facility	Jersey Mike's Arena (8,000)
Series Record	Nebraska leads 12-1



MINNESOTA GOLDEN GOPHERS

Head Coach	Keegan Cook (St. Mary's, 2007)
Record at School	0-0 (1st year)
Career Record	198-56 (9th year)
2022 Record (Big Ten)	22-9 (15-5)
2022 NCAA Tournament	Regional Semifinal (L, Ohio State 3-1)
Facility	Maturi Pavilion (5,700)
Series Record	Nebraska leads 36-12



WISCONSIN BADGERS

Head Coach	Kelly Sheffield (Ball State, 2001)
Record at School	264-57 (11th year)
Career Record	537-169 (23rd year)
2022 Record (Big Ten)	28-4 (19-1)
2022 NCAA Tournament	Regional Final (L, Pittsburgh 3-2)
Facility	UW Field House (7,540)
Series Record	Nebraska leads 19-13-1

MEDIA INFORMATION

The 2023 Nebraska Volleyball Media Guide is designed to assist the media in its coverage of Husker volleyball. Additional information, including releases, photographs and videotapes may be obtained by contacting the Nebraska Athletic Communications Office at (402) 472-2263.

Media Credentials

All requests for press, broadcast, photo and parking credentials for Nebraska volleyball home matches should be directed to the Nebraska Athletic Communications Office, 800 Memorial Stadium, P.O. Box 880123, Lincoln, NE 68588-0123. Requests must be made via email.

As a general rule, working space is allocated on the following basis: (1) daily newspaper and wire-service writers covering for next-day publication; (2) radio and television personnel for broadcast origination; (3) sports editors of Nebraska daily newspapers; (4) official school student daily newspaper, one seat only; (5) approved special coverage; (6) press and TV working photographers.

Media Will Call

Media passes that are not mailed may be picked up with identification at the will call window outside the north entrance of the Devaney Center, beginning 90 minutes prior to the start of the match.

Media Parking

To request a media parking pass, please email the Nebraska Athletic Communications Office at npohlen@huskers.com.

Player Interviews

All media requests for interviews with Nebraska volleyball players should be directed to Nate Pohlen (npohlen@huskers.com) in the Nebraska Athletic Communications Office, at least 24 hours in advance. The best times for in-season interviews are at the weekly Monday morning press conference or after practice. Nebraska is tentatively scheduled to practice from 3 to 5:45 p.m. during the season.

Coach Cook Interviews

The best time to reach head coach John Cook is at his weekly press conference, which will be held at Memorial Stadium in the late morning on Tuesdays during the season.

Post-Match Interviews

Selected Nebraska volleyball student-athletes are available to media following each home match. The post-match press conference begins approximately 5-10 minutes after the conclusion of the match. Coach Cook will be available at the press conference following the Husker student-athletes. For home matches, Nebraska's postgame news conference will take place in the designated postgame interview room off the southeast corner of the Devaney Center court. The opposing team is housed in the visitor's locker room, located off the hallway at the northwest corner of the playing floor and will be available following the cooling off period. Make requests for opposing players and coaches through the visiting SID.

On the road, Coach Cook and players will be available at the site immediately following the match. Cook also will speak on his radio program after each match.

Press Row Location

Press row for Nebraska volleyball matches is located in section C-10. Television crews broadcasting live may shoot from either end on the court. Media may use their press row seats for post-match work, or they may use the enclosed area on the concourse level outside of section C-10. Beverages will be available in a cooler in that room.

Photo Areas

For photographers, courtside areas have been set aside along the end line on the north and south side of the Devaney Center, next to the Nebraska Courtside Club. Additional still photographer areas are located throughout the Devaney Center. Contact the Nebraska Athletic Communications Office at (402) 472-2263 or Athletic Department Photographer Scott Bruhn at (402) 472-3290 for specific locations.

Radio/Television Broadcast Space

Requests for live radio and television broadcast space and credentials should be made to Nebraska Athletic Communications, 800 Memorial Stadium, P.O. Box 880123, University of Nebraska, Lincoln, NE, 68588-0123, telephone (402) 472-2263. If statisticians are needed, please contact the communications office at least one week in advance.

Broadcast Rights

The University of Nebraska-Lincoln and Huskers Radio Network own exclusive radio broadcast rights to all of the University of Nebraska volleyball matches. Other than the Husker Sports Network and the University of Nebraska student station (KRNU), the only stations or networks that will be allowed to broadcast Nebraska home matches are those that have rights to broadcast matches played by the opposing team. All radio stations and networks broadcasting Nebraska home matches must have permission from the University of Nebraska and are subject to a rights fee. Any representative of a radio station or network that has not purchased such rights shall not air live match action or description of any match while it is in progress. Only stations that have purchased broadcast rights may install telephones on press row, or use telephones on press row for reporting on matches. By accepting media credentials, representatives of stations and networks that have not purchased broadcast rights signify their agreement to the above stipulations.

Internet Access

High-speed wireless internet access is available on press row for Nebraska volleyball matches.

Broadcast Connections

An Ethernet and telephone line are provided on press row for visiting radio broadcasts. Visiting broadcasters interested in using a phone line should contact Mike Elliott of the Huskers Radio Network at (402) 430-7312 or melliott@huskers.com.

Email Access

Match recaps will be emailed to media outlets following every match. Contact the Nebraska Athletic Communications Office at npohlen@huskers.com to have your name added to the email list.

NEBRASKA ATHLETIC COMMUNICATIONS STAFF



Keith Mann
Associate A.D./
Communications



Jeff Griesch
Senior Associate
Director/Operations



Shamus McKnight
Senior Associate
Director



Matt Smith
Associate Director



Jared Meister
Assistant Director



Nate Pohlen
Assistant Director



Scott Bruhn
Director of Photography



Vicki Capazo
Administrative
Supports Associate



Meghan Straub
Intern



JOHN COOK

Head Coach

24th Season

San Diego (1979)

AT NEBRASKA

- Head Coach (2000-present)
- Associate Head Coach (1999)
- Assistant Coach (1988-91)

OTHER COACHING EXPERIENCE

- Head Coach, Wisconsin (1992-98)
- Assistant Coach, U.S. Men's National Team (1992)
- San Diego VB Club (1986-88)
- UC-San Diego (1983-84)
- Francis Parker High School (1981-88)

COLLEGIATE RECORD

- Overall: 817-171 (.827)
- At Nebraska: 656-98 (.870)
- Big Ten Overall: 282-93 (.752)
- Big Ten at Nebraska: 193-42 (.821)

EDUCATION

- University of San Diego (1979)
Bachelor's, History
- San Diego State University (1991)
Master's, Teaching and Coaching Effectiveness

PERSONAL

- Born: April 19, 1956
- Wife: Wendy; Children: Lauren and Taylor

CAREER ACHIEVEMENTS

- 4 National Championship Teams (2000, 2006, 2015, 2017)
- 7 NCAA Finals Appearances
- 10 NCAA Semifinals Appearances
- 22 NCAA Regional Appearances in 23 years at NU
- 12 Conference Titles at NU
- 64 AVCA All-Americans at NU
- 20 Academic All-Americans at NU
- Nation's Best Win Percentage while at NU

COACHING HONORS

- AVCA Hall of Fame Inductee (2017)
- USA Volleyball All-Time Great Coach Award (2008)
- AVCA Division I National Coach of the Year (2000, 2005)
- Volleyball Magazine National Coach of the Year (2008, 2018)
- AVCA Division I Region Coach of the Year (1997, 2000, 2005, 2008, 2016)
- Big 12 Coach of the Year (2001, 2005, 2008, 2010)
- Big Ten Coach of the Year (1997, 2016, 2017)
- NACDA/USOC Collegiate Coaches Award (1997)

YEAR-BY-YEAR RECORD

Year	Overall	Pct.	Conf. Record	Pct.	Conf. Place	Postseason Finish	AVCA Rk.
1992 (UW)	14-17	.452	9-11	.450	7th	--	NR
1993 (UW)	19-13	.593	11-9	.550	5th	NCAA Second Round	NR
1994 (UW)	21-12	.636	11-9	.550	5th	NCAA First Round	NR
1995 (UW)	22-15	.595	9-11	.450	7th	NIVC Champion	NR
1996 (UW)	25-8	.758	13-7	.650	5th	NCAA Regional Semifinals	15th
1997 (UW)	30-3	.909	19-1	.950	t1st	NCAA Regional Finals	5th
1998 (UW)	30-5	.857	17-3	.850	2nd	NCAA Regional Finals	7th
2000 (NU)	34-0	1.000	20-0	1.000	1st	NCAA Champion	1st
2001 (NU)	31-2	.940	20-0	1.000	1st	NCAA Semifinals	3rd
2002 (NU)	31-2	.940	20-0	1.000	1st	NCAA Regional Finals	5th
2003 (NU)	28-5	.850	17-3	.850	2nd	NCAA Regional Semifinals	13th
2004 (NU)	30-2	.938	20-0	1.000	1st	NCAA Regional Finals	5th
2005 (NU)	33-2	.943	19-1	.950	1st	NCAA Runner-Up	2nd
2006 (NU)	33-1	.971	19-1	.950	1st	NCAA Champion	1st
2007 (NU)	30-2	.938	19-1	.950	1st	NCAA Regional Finals	5th
2008 (NU)	31-3	.912	18-2	.900	1st	NCAA Semifinals	3rd
2009 (NU)	26-7	.788	16-4	.800	3rd	NCAA Regional Finals	5th
2010 (NU)	29-3	.906	19-1	.950	1st	NCAA Regional Semifinals	7th
2011 (NU)	25-5	.833	17-3	.850	1st*	NCAA Second Round	12th
2012 (NU)	26-7	.788	15-5	.750	t2nd	NCAA Regional Finals	7th
2013 (NU)	26-7	.788	16-4	.800	2nd	NCAA Regional Finals	7th
2014 (NU)	23-10	.697	14-6	.700	4th	NCAA Regional Finals	8th
2015 (NU)	32-4	.889	17-3	.850	2nd	NCAA Champion	1st
2016 (NU)	31-3	.939	18-2	.900	1st	NCAA Semifinals	4th
2017 (NU)	32-4	.889	19-1	.950	t1st	NCAA Champion	1st
2018 (NU)	29-7	.806	15-5	.750	t3rd	NCAA Runner-Up	2nd
2019 (NU)	28-5	.848	17-3	.850	t2nd	NCAA Regional Finals	5th
2020 (NU)	16-3	.842	14-2	.875	3rd	NCAA Regional Finals	6th
2021 (NU)	26-8	.765	15-4	.789	2nd	NCAA Runner-Up	2nd
2022 (NU)	26-6	.827	16-4	.800	2nd	NCAA Regional Semifinals	9th
Totals	817-171	.827	489-106	.822			

*Nebraska's first year in the Big Ten

MAJOR PLAYER HONORS UNDER COOK

Honda-Broderick Cup Winner

- Sarah Pavan (2006)

Olympians

- Justine Wong-Orantes (2020)
- Kayla Banwarth (2016)
- Kelsey Robinson (2016, 2020)
- Sarah Pavan (2016 Beach, 2020 Beach)
- Jordan Larson (2012, 2016, 2020)
- Nancy Metcalf (Meendering) (2004)

U.S. National Team Members

- Greichaly Cepero (2002-03)
- Nancy Metcalf (Meendering) (2002-13)
- Tracy Stalls (2007-11)
- Jordan Larson (2009-present)
- Kayla Banwarth (2011-16)
- Kelsey Robinson (2014-present)
- Amber Rolfzen (2017-2020)
- Justine Wong-Orantes (2017-present)
- Kadie Rolfzen (2018-2020)
- Mikaela Foecke (2019-2020)

Canadian National Team Members

- Sarah Pavan (2010-13)
- Sarah Pavan (Beach, 2013-present)

AVCA National Player of the Year

- Greichaly Cepero (2000)
- Christina Houghtelling (2005)
- Sarah Pavan (2006)

Honda Sport Award Winners

- Greichaly Cepero (2000)
- Sarah Pavan (2006)

CoSIDA Academic All-American of the Year

- Nancy Metcalf (Meendering) (2001)
- Sarah Pavan (2006)
- Sarah Pavan (2007)

COACH COOK'S PHILOSOPHY: DREAM BIG

When John Cook took over the reins of the Nebraska volleyball program in 2000, the challenge facing him was daunting. Cook replaced one of the sport's legendary coaches in Terry Pettit, who won 694 matches and guided the Huskers to 18 consecutive NCAA Tournament appearances and six national semifinals. Cook, who left an emerging power in Wisconsin to guide the tradition-rich Husker program, had his own vision for Nebraska volleyball. He saw a program that had even more potential to grow.

His goals included consistently selling out home matches at the NU Coliseum, expanding the media exposure for his program and most importantly, continuing the tradition of athletic and academic excellence started by Pettit nearly a quarter of a century earlier. His vision catapulted the program to a new phase in 2013, as the Devaney Center underwent a \$20 million renovation and became the new home for Nebraska volleyball. Moving to the Devaney Center increased the capacity crowd for Nebraska volleyball matches from 4,125 at the Coliseum to nearly 8,000, in addition to 400 standing-room-only tickets. In addition, five suites that give a private and expansive view of the action were built on the south side of the building and student seating was drastically increased.

Cook's vision is for the Huskers to remain at the forefront of college volleyball to enhance the sport at both the local and national levels. The Huskers have done just that, reaching the NCAA Semifinals four straight years from 2015 to 2019 with two NCAA Championships (2015 and 2017) - under Cook, and leading the nation in attendance every year since 2013. In 2017, Cook's Huskers put together one of the most remarkable seasons in school history. Despite losing three AVCA All-Americans to graduation, both assistant coaches to Division I head coaching jobs, and entering the season with eight first-year players in the program, the Huskers defied all odds to win the program's fifth national title. Nebraska dropped its first two matches of the season but went 32-2 the rest of the way, including a 19-match win streak to end the season. The Huskers avenged one of their early-season losses with a 3-1 victory over Florida in the title match in Kansas City in front of an NCAA Tournament-record crowd of 18,516.

The national title capped off a dream season for Cook that also included a Big Ten Championship, a Big Ten Coach of the Year accolade and induction to the AVCA Hall of Fame. Cook joined Russ Rose as the only coaches to win four national titles since the NCAA Tournament expanded to 64 teams in 1998. He also became the fourth coach in NCAA history to win four national titles and the third to win four national championships at one school.

The fan support continues to be unrivaled in the sport, as the Huskers have sold out 303 consecutive regular-season matches since 2001, the longest sellout streak in NCAA women's athletics. Since the move to the Devaney Center in 2013, the Huskers have led the nation in attendance every season, including an NCAA-record 8,210 fans per match in 2016.

Cook saw the long-range potential of building the audience across the state. He also believed Nebraska could shine by hosting the sport's championship in the largest setting college volleyball had ever seen.

When others saw risks, Cook saw opportunities.

In 2006, Cook's dream was realized, as Husker Nation had an opportunity to see Nebraska raise the bar in college volleyball. From record-setting, sold-out crowds at the Qwest Center Omaha, to a team that maximized its potential in winning the school's third national title, the Huskers enjoyed a remarkable season.

The Huskers entered the 2006 campaign with many questions, as they were forced to replace three All-Americans, including AVCA National Player-of-the-Year Christina Houghtelling. With four first-year starters on the court, including freshmen at setter and middle blocker, and sky-high expectations with the NCAA Championship in Omaha for the first time, 2006 shaped up to be Cook's toughest coaching job to date. Nebraska took on all challenges head-on, going 33-1 and becoming only the third team in NCAA history to be ranked No. 1 the entire season. The Huskers went on the road and overcame a 2-0 deficit to defeat Minnesota to reach the national semifinals, marking the first time that Nebraska had won a regional outside the state. That victory set the stage for a watershed moment in college volleyball. Behind sellout crowds of over 17,000, the Huskers captured the school's third national title with victories over No. 4 UCLA and No. 2 Stanford. Four players earned AVCA All-America honors, including Sarah Pavan, who became NU's first Honda-Broderick Cup winner.

Two years later, the NCAA Championship returned to Omaha with another Husker team taking center stage. A then-all-time NCAA attendance record of 17,430 traveled through a winter storm to witness one of the greatest matches in Nebraska's illustrious history. After dropping the first two sets to No. 1 Penn State, Nebraska fought back, winning the next two sets to hand the Nittany Lions their only set losses of the 2008 season. Although the Huskers were unable to complete the comeback, the performance symbolized a never-say-quit attitude that fueled the team's success. Despite losing a pair of performers to season-ending injuries, the Huskers went 31-3 and won their fifth consecutive conference title.

For the third time, the final four returned to Omaha in 2015. And once again, the Huskers made good on their goal to get to Omaha. After home losses to Minnesota and Wisconsin in October, the Huskers dialed in and did not lose a match again in 2015. In fact, only one of the Huskers' final 16 wins went five sets, and Nebraska did not need five sets to win any NCAA Tournament match for the first time during a championship run. After opening-round wins against Harvard and Wichita State, Nebraska avenged its 2014 regional final loss to BYU by sweeping the Cougars in the Lexington (Kentucky) Regional. The Huskers then knocked off top-ranked Washington, 3-1, in the regional final to reach their destination: Omaha.

But the job wasn't done, as the Huskers turned their goal toward winning the national title for the first time since 2006. Nebraska blew past Kansas, 3-1, in the NCAA Semifinal to set up a winner-take-all match against Texas. The inspired Huskers played their best match of the season to sweep the Longhorns. The attendance for both NU matches (17,551 against Kansas and 17,651 against Texas) set then-NCAA all-time records.

"What sets John Cook apart from other exceptional coaches is the effort he has made in trying to make women's volleyball a premier collegiate sport. He has done this by promoting the sport on television, leading the country in attendance, by hosting regional and national NCAA events, by encouraging his peers to do everything possible to create an atmosphere that showcases women's volleyball."

-AVCA Hall of Fame Coach Terry Pettit



2023 NEBRASKA VOLLEYBALL

HEAD COACH JOHN COOK

In 2016, the Huskers won the Big Ten title for the first time since 2011 and finished with a 31-3 record for the program's best winning percentage (.912) since 2008. Nebraska advanced to the NCAA Semifinals for the second straight season. Cook was rewarded for his team's season, as he was named the Big Ten Coach of the Year and the AVCA North Region Coach of the Year. Nebraska's four AVCA All-Americans were their most since 2007, and Kadie Rolfzen became the 19th CoSIDA Academic All-America selection in Cook's tenure at Nebraska.

Following up on their 2017 NCAA title, the Huskers weren't expected to come close to repeating as national champions in 2018 with eight new players - five of them freshmen - and a new assistant coach and a freshman starting at setter. After hitting a rough patch in October that had the Huskers at 16-6 overall and 7-5 in the Big Ten, the Huskers improved more than any other team in his tenure at Nebraska, according to Cook. NU won 13 straight matches to make it to the national championship match for the third time in four years. The seventh-seeded Huskers went down to the wire in five sets with No. 1 Stanford before falling just a few points shy of back-to-back national titles. But for the remarkable season and a fourth straight trip to the final four - a first in program history - Cook was named the national coach of the year by VolleyballMag.com.

Consistent excellence has been a hallmark of Cook's Nebraska squads. Since taking over the program in 2000, Cook has guided the Huskers to four national titles, 10 NCAA Semifinal appearances, nine Big 12 titles and three Big Ten championships. His teams have compiled a 656-98 record, owning the nation's top winning percentage (.870) during his tenure. Cook has also excelled against ranked teams, compiling a 216-84 record. The Huskers have appeared in an NCAA Regional 28 times in the last 29 years, including 22 of 23 during Cook's tenure.

With Cook at the helm, Nebraska has produced numerous individual honors, including five Olympians, a Honda-Broderick Cup winner, three AVCA Division I National Players of the Year, two NCAA Top Ten Award winners, two Senior CLASS Award winners, 64 AVCA All-Americans, three CoSIDA Academic All-Americans of the Year, 20 CoSIDA Academic All-Americans, one Big Ten Player of the Year, six Big 12 Players of the Year and three Big 12 Co-Players of the Year. Husker volleyball players combined for 40 first-team All-Big 12 awards and 61 academic All-Big 12 certificates in Cook's tenure, while the Huskers have earned 40 All-Big Ten honors and 76 Academic All-Big Ten accolades since 2011.

With 817 career wins entering the 2023 season, Cook ranks third among active Division I head coaches in career wins. His .827 career winning percentage is seventh-best all-time in NCAA Division I and fifth among active head coaches.

Cook's accomplishments haven't gone unnoticed, as he is a two-time AVCA National Coach of the Year, earning the prestigious honor in 2000 and 2005, and a seven-time conference coach of the year, including his selection as Big Ten Coach of the Year in 2016 and 2017. He is one of only two active coaches - and one of six all-time - to be a two-time AVCA National Coach of the Year and was honored in 2008 by USA Volleyball, receiving its All-Time Great Coach Award. In 2017, Cook was inducted into the AVCA Hall of Fame, joining Pettit as former Husker head coaches in the hall.

Cook has also been instrumental in helping to expand the program's visibility throughout the state and the Midwest. Nebraska played a regular-season match in North Platte in 2004, and the team has played exhibition matches in Central City, Kearney, Scottsbluff, Ogallala, Wayne, Grand Island and Norfolk over the last decade. In addition, Cook's efforts have helped Nebraska enjoy one of the most extensive multi-media packages in the country, as every match is carried live on a state-wide radio network and nearly every contest is shown either live on television or streamed live on the Internet.

"It is a reflection of Nebraska volleyball and the program, and not about one person or one player," Cook said when accepting the AVCA Coach-of-the-Year Award in 2005. "We're trying to be a leader in the sport. We're trying to take risks and dream big, and fortunately I'm surrounded by a lot of people who have that vision. I'm really proud of what we're doing to try and enhance the sport."

Cook immediately started to create his own legacy after



John Cook hoists the 2017 NCAA National Championship trophy in Kansas City, his fourth national title as Nebraska's head coach.

taking over for Pettit. In his first season at the helm, Cook was named the AVCA National Coach of the Year after guiding the Huskers to a 34-0 record and the 2000 NCAA Championship. The Huskers, who became just the second team in NCAA history to cap an undefeated season with a national title, were ranked No. 1 in the AVCA/USA Today Top 25 poll for 14 straight weeks. Greichaly Cepero earned AVCA National Player-of-the-Year honors. Three Huskers claimed AVCA All-America certificates, and five Nebraska players were named to the All-Big 12 teams. Laura Pilakowski earned CoSIDA Academic All-America honors, and a conference-best seven Huskers earned academic All-Big 12 recognition.

Cook also brings Olympic and championship experience to the Husker staff. As the first assistant coach with the U.S. Men's National Volleyball team, Cook aided the United States to a bronze medal in the 1992 Olympic Games in Barcelona. The team's defensive coordinator, he was also in charge of scouting and supervising the team's flexibility, strength and conditioning programs. For his Olympic coaching experience, Cook was honored in June of 1993 at the NACDA/USOC Collegiate Coaches Recognition Awards Luncheon. He also served as the head coach of the Women's National Volleyball Training Team in 2004.

During his first tenure at Nebraska (1989-91), the Huskers advanced to the NCAA semifinals two of the three seasons, including a runner-up finish in 1989. Nebraska went 36-0 in conference play, capturing three Big Eight Conference titles. During that time, he served as Pettit's recruiting coordinator, chief scout and strength and conditioning coordinator. Cook was also the liaison with the academic advising center.

In the U.S. Olympic Festival competition, Cook served as head coach of the bronze medal-winning North team in 1989 and was also an assistant coach with the third-place West team in 1987. A co-founder of the San Diego Volleyball Club, Cook served as a coach with the club from 1986 to 1988. The club won two Southern California Regional Championships and finished among the final four teams twice in the USVBA Junior Olympics for girls 18 and under.

Cook also served as the head assistant coach at the University of California-San Diego from 1983 to 1984, where he aided the

Tritons to an NCAA Division III national championship in 1984 and a second-place national finish in 1983. Cook's coaching credentials also include leading Francis Parker High School in San Diego to two California state championships. During his six-year coaching stint from 1981 to 1988, he had an overall record of 162-18, including a 90-match winning streak.

A well-known speaker on volleyball skills, Cook travels around the nation participating in clinics. During his stay at Wisconsin, he served as the host of the Badger Coaching Symposium every spring.

A graduate of the University of San Diego, Cook earned his bachelor's degree in history in 1979. He completed his master's degree in teaching and coaching effectiveness from San Diego State in 1991.

Cook and his wife Wendy, a former two-time All-America setter at San Diego State, are the parents of two children, Lauren and Taylor, and have one granddaughter, Madden. Lauren was a first-team AVCA All-America setter for the Huskers in 2012 and currently serves as the Huskers' color commentator on Huskers Radio Network broadcasts.



Cook was inducted into the AVCA Hall of Fame in December 2017.

Q&A WITH COACH COOK

What is your coaching philosophy?

There are four things that come to mind. No. 1, I see myself as a teacher. It was always my dream to be a teacher, and coaching is teaching. No. 2, next to my family and my faith, the people involved with Nebraska volleyball are the most important thing in my life.

Third, we like to recruit great athletes and are flexible enough to create a system that takes advantage of the strengths of the players in our program, so our players can reach their full potential. How can we make each athlete the best volleyball player they can be? That's the question we try to answer. Finally, our players are committed to academic excellence and becoming complete student-athletes.

What do you enjoy most about coaching at Nebraska?

There are two things that make coaching at Nebraska so special. First, it is the passion of the people across the state for our team. There is a love affair between our players and the fans across the state.

Second, is that our players are great young women who work hard, make great choices and are excellent students. In both 2006 and 2015, we won an NCAA title, as well as the Life Skills Award for the athletic department. We have a group of people who are committed to giving back to the community and understand that there is more to college life than volleyball.

When you are recruiting a potential student-athlete, what are Nebraska's biggest selling points?

I think the best thing for a recruit to do is see our team play. We play at a high level, but what may be most important, is how we play. It's a very exciting brand of volleyball based on great athletes moving very quickly and transitioning very fast. We've always had a reputation of taking great athletes and training them to become exceptional volleyball players.

We have a great academic tradition with our academic support staff, the Hewitt Center and our Student Life Complex. We lead the nation in academic All-America honors, NCAA Top Ten Award winners and the majority of our players go on to graduate school following their playing careers.

I think another important factor is the exposure our program receives. Our goal is to be on the cutting edge. We are one of the only programs in the country that has its own volleyball radio network, and nearly all of our matches are either televised or streamed online. This gives us opportunities to connect with our fans, and has played a major role in our sellout streak.

Our school's rich volleyball tradition over the years also plays an important role in recruiting. In many cases, people know they were meant to be here.

What do you look for in a recruit?

Academically we have a tradition of great student-athletes. Because the program's emphasis is on being accountable, the program attracts people who have already been successful in the classroom. But we've also taken some people who were merely good students and helped them become great students.

In addition to looking for great student-athletes, the players we attract to Nebraska are ones who not only have the athletic ability to be successful, but also are highly competitive. They don't shy away from challenges, whether it is in practices or in matches because they know it will allow them to reach their full potential as a player.

We are also in a unique situation at Nebraska where our student-athletes have a platform to make a difference in people's lives. We look for people who are going to embrace that opportunity and give back to the community.

How does Nebraska help develop players for their post-collegiate careers?

At Nebraska, we believe that the program we put in place gives our players a chance to play beyond their college career. When I was with the men's national team for the 1992 Olympics, I got an understanding of what it takes to be the best in the world. We've tried to implement that at Nebraska and call it Training

the Whole Athlete.

It just doesn't mean we are going to make them a great volleyball player. Obviously, we are going to do that and our program's success reflects that. We are going to train them mentally on how to compete at the highest level and continue on if they elect to do so. It is also about getting them to understand the self-discipline it takes to work in the weight room, understanding their bodies and knowing how to take care of them in areas such as flexibility, recovery and nutrition.

Our mission in this program is two-fold. One is prepare them if they want to have a professional career. Second, many of our former players are going into coaching, and they are leaving Nebraska armed with lots of information. If they can go into coaching, they have the ability to make a tremendous impact on the lives of other people with that information. It is a two-fold mission, and we feel that our program has a great understanding and implements it as well as anyone in the country in a college setting.

What do you hope student-athletes take from their years with the Nebraska volleyball program?

First, we hope they have the opportunity to play professionally. We've had countless former players play around the world and that is a testament to their hard work in reaching their playing potential. Another way we measure that is by how many of them go into coaching after they graduate. Over 50 percent of our former players are in the coaching ranks, whether it is at the college, high school or club level.

The second thing we want them to understand is the importance of giving back. At Nebraska, our players are viewed by the public and kids in the state with almost a rock star status. What we hope they learned at Nebraska is to use that platform to create a positive message and take that lesson throughout their lives.

Winningest Programs Since 2000

1. Nebraska	656-98	.870
2. Florida	641-101	.864
3. Hawaii	600-103	.853
4. Penn State	665-116	.851
5. Stanford	612-128	.827
6. Texas	571-128	.817
7. Colorado State	556-146	.792
8. Washington	561-165	.773
9. Minnesota	587-179	.766
10. Louisville	549-171	.763

All-Time Winningest Coaches

1. Don Shaw, Stanford	440-70	.863
2. Dave Shoji, Hawaii	1,202-204-1	.855
3. Russ Rose, Penn State	1,330-229	.853
4. *Mary Wise, Florida	1,026-195	.840
5. *Jerritt Elliott, Texas	611-122	.834
6. John Dunning, Pacific/Stanford	888-185	.828
7. *John Cook, Nebraska	817-171	.827
8. Terry Pettit, Nebraska	694-148-12	.820
9. Elaine Michaelis, BYU	886-219-5	.800
10. Brian Gimmillaro, Long Beach St.	835-221	.791

*active

(record at four-year colleges only; minimum 10 years)

Winningest Active Coaches

1. Heather Olmstead, BYU	214-29	.881
2. Mary Wise, Florida	1,026-195	.840
3. Dan Fisher, Pittsburgh	333-64	.839
4. Jerritt Elliott, Texas	611-122	.834
5. John Cook, Nebraska	817-171	.827

(record at four-year colleges only; minimum five years)

JOHN COOK COACHING TREE

John Cook's assistant coaches at Nebraska have a successful record of going on to become head coaches of programs.

Assistant Coach	Time at Nebraska	After Nebraska
Tyler Hildebrand	2017, 2020-21	Head Coach, Long Beach State
Kayla Banwarth	2017-19	Head Coach, Ole Miss
Chris Tamas	2015-16	Head Coach, Illinois
Dani Busboom Kelly	2012-16	Head Coach, Louisville
Dan Meske	2010-14	Head Coach, Augustana/Associate Head Coach, Louisville
Dan Connors	2010-11	Assistant Coach, Illinois/Head Coach, UC Davis
Lizzy Stemke	2007-10	Head Coach, Georgia
Lee Maes	2005-07	Head Coach, Virginia
Craig Skinner	2000-04	Head Coach, Kentucky



A licensed pilot, Cook has flown in planes with the Nebraska National Guard and the Blue Angels.



Following the 2021 season, Cook took his passion for ranching to a new level when he bought two horses of his own - Reba (left) and Bud (right).

JOHN COOK RECORD vs. OPPONENTS

Alabama	2-0	1-0	Idaho State	1-0	1-0	Pittsburgh	7-0	3-0
Alabama A&M	1-0	1-0	Illinois	30-7	20-3	Princeton	1-0	1-0
Albany	1-0	1-0	Illinois State	1-0	1-0	Purdue	24-8	14-4
American	2-0	1-0	Indiana	32-3	21-0	Rutgers	12-0	12-0
Arizona	3-0	3-0	Iona	1-0	1-0	Sacramento State	1-0	0-0
Arizona State	2-0	2-0	Iowa	36-2	24-0	Sacred Heart	1-0	1-0
Arkansas	2-1	1-0	Iowa State	28-2	27-2	Saint Louis	3-0	2-0
Arkansas-Little Rock	1-0	0-0	Jackson State	1-0	1-0	Saint Mary's	4-0	4-0
Auburn	1-1	1-1	Kansas	24-0	24-0	San Diego	6-0	4-0
Bakersfield	1-0	1-0	Kansas State	23-4	23-3	Santa Clara	4-0	4-0
Ball State	5-0	3-0	Kentucky	5-1	5-0	South Carolina	1-0	1-0
Baylor	23-0	23-0	Liberty	1-0	1-0	South Dakota State	1-0	1-0
Bowling Green	1-1	0-0	Long Beach State	2-2	2-2	South Florida	2-0	1-0
Butler	2-0	0-0	LSU	3-0	3-0	Southern California	3-3	1-2
BYU	3-1	3-1	Louisiana-Lafayette	1-0	1-0	Stanford	4-7	4-6
California	0-1	0-1	Louisiana-Monroe	1-0	1-0	Stephen F. Austin	1-0	0-0
Cal Poly	4-0	4-0	Louisville	4-1	2-1	Stony Brook	1-0	1-0
Campbell	1-0	1-0	Loyola-Chicago	5-1	0-0	TCU	1-0	1-0
Central Florida	1-0	0-0	Loyola Marymount	2-0	2-0	Tennessee	1-0	1-0
Central Michigan	1-0	1-0	Marquette	3-0	0-0	Tennessee-Martin	1-0	1-0
Clemson	1-0	1-0	Maryland	17-0	16-0	Texas	20-13	19-13
Coastal Carolina	1-0	1-0	Miami	1-0	1-0	Texas A&M	23-1	21-1
Colgate	4-0	3-0	Michigan	28-10	21-3	Texas A&M-Corpus Christi	1-0	1-0
Colorado	22-3	21-2	Michigan State	30-6	20-2	Texas-Arlington	1-0	0-0
Colorado State	3-1	3-1	Middle Tennessee	1-0	1-0	Texas State	1-0	1-0
Creighton	18-0	18-0	Minnesota	22-14	14-8	Texas Tech	22-0	22-0
Dayton	4-0	4-0	Mississippi	1-0	1-0	Tulane	3-0	3-0
Delaware State	1-0	1-0	Missouri	23-1	23-1	Tulsa	2-0	2-0
Denver	2-0	2-0	Missouri State	2-0	1-0	UAB	1-0	1-0
DePaul	3-0	0-0	Montana State	1-0	1-0	UCLA	9-3	9-2
Duke	3-0	2-0	Nebraska	0-3	0-0	UC Davis	1-0	1-0
Duquesne	1-0	1-0	New Hampshire	1-0	1-0	UC-Irvine	1-0	1-0
Eastern Illinois	2-0	0-0	New Mexico	5-0	4-0	UC-Santa Barbara	2-0	1-0
Eastern Kentucky	1-0	1-0	New Mexico State	2-0	2-0	UMBC	1-0	1-0
Fairfield	1-0	1-0	New Orleans	1-0	1-0	UMES	1-0	1-0
Florida	4-5	4-3	North Carolina	2-0	0-0	Utah	1-1	1-1
Florida A&M	0-1	0-1	Northern Illinois	2-2	0-0	Valparaiso	1-0	1-0
Florida State	1-1	1-1	Northern Iowa	4-1	4-1	Villanova	1-0	1-0
Fresno State	1-0	0-0	Northeastern	1-0	1-0	Virginia	2-0	1-0
George Mason	2-0	0-0	Northwestern	29-1	15-1	Virginia Tech	1-0	0-0
George Washington	0-1	0-0	Notre Dame	8-0	5-0	Wake Forest	1-0	1-0
Georgia	4-1	3-0	Ohio	1-0	1-0	Washington	5-2	5-2
Georgia Tech	1-1	1-1	Ohio State	19-14	12-7	Washington State	1-0	1-0
Gonzaga	1-0	1-0	Oklahoma	23-0	23-0	Weber State	1-0	1-0
Grand Canyon	1-0	1-0	Omaha	2-0	2-0	West Virginia	1-0	0-0
Harvard	1-0	1-0	Oral Roberts	5-0	4-0	Western Michigan	2-0	1-0
Hawaii	5-2	5-1	Oregon	5-3	5-3	Wichita State	4-0	4-0
High Point	1-0	1-0	Oregon State	1-0	1-0	Wisconsin	9-12	9-12
Hofstra	3-0	2-0	Pacific	3-1	3-0	UW-Green Bay	3-0	0-0
Houston	0-1	0-0	Penn State	18-20	17-6	UW-Milwaukee	2-0	0-0
Idaho	1-0	0-0	Pepperdine	5-0	4-0			



JAYLEN REYES

*Assistant Coach/
Recruiting Coordinator*

6th Season

BYU (2015)

AT NEBRASKA

- Assistant Coach (2018-present)

OTHER COACHING EXPERIENCE

- Assistant Coach, BYU (Men, 2016-18)
- Assistant Coach, U.S. Women's CNT (2019)
- Assistant Coach, SCVA High Performance Team (2016-17)

EDUCATION

- Brigham Young University (2015)
Bachelor's Degree, Exercise Science

Jaylen Reyes joined the Nebraska volleyball program as an assistant coach in March 2018. Reyes coaches the Husker liberos and defense while helping coordinate game plans and scouting reports and assisting with other positions. He also serves as the Huskers' recruiting coordinator.

In his first year on the Nebraska volleyball staff as an assistant coach in 2018, Reyes made a huge impact in helping the Huskers to a fourth-straight final four and an NCAA runner-up finish with a team that included eight newcomers. Reyes coordinated Nebraska's blocking and defense and led the Huskers to a .144 opponent hitting percentage. That mark led the Big Ten, and Nebraska held 13 opponents to their season-low hitting percentage. In conference play only, the Huskers averaged 2.89 blocks per set, the most in the Big Ten.

Under Reyes' guidance, middle blocker Lauren Stivrins hit .421 during the 2018 season, the fourth-highest mark in school history, and she was an AVCA first-team All-American. Middle blocker Callie Schwarzenbach had 177 total blocks, a Nebraska freshman record and the eighth-highest total by a Husker in the rally-scoring era. In May 2019, Reyes served as an assistant coach for the U.S. Women's Collegiate National Team as they toured Japan.

In 2019, Reyes' second season on staff, the Huskers ranked eighth in the nation and led the Big Ten with a .152 opponent hitting percentage despite no seniors on the roster for the first time in school history. NU also ranked in the top 25 nationally with a .267 hitting percentage, the third-best mark among Big Ten teams. Stivrins and Lexi Sun were named AVCA All-Americans. In 2020, Reyes focused on coaching the Husker liberos and coordinating the Huskers' defense. Nebraska was once again one of the top defensive teams in the Big Ten, holding opponents to .168 hitting to rank second.

A former libero at BYU, Reyes led Nebraska's back row defense to new heights in the 2021 season. Led by AVCA first-team All-American and Big Ten Defensive Player of the Year Lexi Rodriguez, the Husker defense propelled the young squad all the way to the NCAA Championship match. Rodriguez set a Nebraska freshman record for digs in a season (524), and as a team the Huskers averaged 16.98 digs per set, the third-highest total in school history.

In 2022, the Huskers hit a new milestone, leading the nation in opponent hitting percentage at .128, the Huskers'

best defensive effort since the 2005 season. Rodriguez was an AVCA All-American for the second straight year.

Serving as the Huskers' recruiting coordinator, Reyes helped Nebraska land the nation's No. 1-ranked recruiting class for both 2021 and 2023 according to PrepVolleyball.com, as well as the No. 2-ranked class for 2022.

Prior to Nebraska, Reyes was an assistant coach for the BYU men's volleyball team from 2016-18. He handled player development and was the recruiting coordinator for the Cougars, who reached the NCAA Championship match in 2016 and 2017 and were NCAA semifinalists in 2018. A native of Honolulu, Hawaii, Reyes is the son of Tino Reyes, who was the head women's volleyball coach at the University of Hawaii at Hilo from 2010-15 and spent 17 years as associate head coach on the Hawaii men's volleyball coaching staff.

Reyes helped lead BYU to a 26-5 (16-2 MPSF) record in 2017, winning a share of the conference regular-season title. The Cougars reached the national championship match for a second-consecutive season. BYU went 27-4 (19-3 MPSF) in 2016 - Reyes' first season on staff - also winning the conference title and playing in the national final. In 2018, the Cougars reached the national semifinals once again and finished with a 22-7 overall record while winning the MPSF tournament title. Reyes coached four AVCA All-Americans in each of his three seasons at BYU.

Reyes' other coaching experience includes serving as the lead coach at the Gold Medal Squared Clinic since 2014, and as an assistant coach with the SCVA High Performance Team in the International Youth Division at the USA Volleyball High Performance Championships, winning silver in 2017 and bronze in 2016.

Reyes received his bachelor's degree from BYU in exercise science in 2015. He was the starting libero for the Cougars from 2012-15 and received AVCA All-America honorable mention in 2015. Reyes helped his team to back-to-back MPSF regular-season and tournament titles and NCAA Tournament appearances in 2013-14. Reyes is BYU's all-time rally-scoring era leader in games played (431) and is second in career digs (762).





KELLY HUNTER

Assistant Coach

2nd Season

Nebraska (2017)

AT NEBRASKA

- Assistant Coach (2022-present)
- Volunteer Coach, Nebraska (2020-21)
- Graduate Assistant, Nebraska (2019)

EDUCATION

- University of Nebraska (2017)
Bachelor's Degree, Management and Marketing
- University of Nebraska (2019)
Master's Degree, Business Administration

Kelly Hunter, a three-time Husker All-American and two-time national champion, was promoted to assistant coach on Dec. 22, 2021. Hunter previously spent three seasons on the Husker staff as a graduate assistant (2019) and a volunteer coach (2020-21). She also served as an interim assistant coach from January to August of 2020.

Overall, Hunter has spent nine of the last 10 seasons with the Husker program as either a player (2013-17) or coach (2019-22). In those nine seasons, Nebraska has posted a top-10 finish every year, winning two national championships, playing in three NCAA finals and making four trips to the final four.

As a volunteer coach in 2021, Hunter helped Nebraska finish as the national runner-up. The Huskers finished with a No. 2 final ranking after a memorable run to the National Championship match as the No. 10 seed. In her first season as a volunteer coach in 2020, Hunter and the Huskers had their season disrupted due to the COVID-19 pandemic. The pandemic postponed the season until the spring and despite a limited Big Ten-only schedule, the Huskers made an NCAA regional final. Hunter was a graduate assistant coach for the Huskers in the 2019 season following a professional playing career overseas.

Hunter was named a first-team AVCA All-American, the Big Ten Setter of the Year and an All-Big Ten selection for the second time in her career following her 2017 senior season. She received numerous honors from volleyball publications, including National Player of the Year and All-America first-team honors from PrepVolleyball.com and VolleyMob.com. Hunter was also named co-Most Outstanding Player of the NCAA Championship with teammate Mikaela Foecke after the Huskers beat Florida in the national title match in 2017.

The Papillion, Neb., native earned CoSIDA Academic All-District first-team accolades and was named a semifinalist for the Senior CLASS Award. She ended her career with 4,125 assists, the second-most in Husker history, and she totaled 699 career postseason assists, the highest total in school history. Hunter finished her career with a 16-1 record in the NCAA Tournament as Nebraska's starting setter, posting the most wins and highest postseason winning percentage by a starting setter in Husker history.

Hunter earned her bachelor's degree in management and marketing in May 2017. She graduated with her master's degree in the arts of business administration from Nebraska in December 2019.





JORDAN LARSON

Assistant Coach

1st Season

Nebraska (2008)

AT NEBRASKA

- Assistant Coach (2023-present)

OTHER COACHING EXPERIENCE

- Volunteer Coach, Midland University (2022)
- Volunteer Coach, University of Texas (2022)

EDUCATION

- University of Nebraska (2008)
Bachelor's Degree, Communication Studies

Nebraska volleyball and U.S. Women's National Team legend Jordan Larson was named a full-time assistant coach for the Nebraska volleyball program in June of 2023.

One of the greatest American volleyball players in history, Larson was the team captain, Best Outside Hitter and Most Valuable Player when the U.S. won its first Olympic women's volleyball gold medal in Tokyo in 2021. After the Olympics, she continued to play club volleyball in China and Italy but planned to retire from international competition.

A native of Hooper, Neb., Larson was a standout on some of the greatest teams in program history from 2005 to 2008 and was inducted into the Nebraska Athletic Hall of Fame in 2020. She helped Nebraska to a top-five NCAA Tournament finish in each of her four seasons. The Huskers went 127-8 during her career with four Big 12 Conference titles and three trips to the NCAA semifinals, including the 2006 national title and a runner-up finish in 2005.

Individually, Larson was an All-American on the court and in the classroom. She was a three-time All-American and a two-time first-team All-American. At the conference level, Larson was a two-time Big 12 Defensive Player of the Year and the 2008 Big 12 Player of the Year. She was also an Academic All-American as a senior. Larson finished her Husker career with 1,600 kills, 1,410 digs and a school-record 186 aces.

In her freshman season she helped lead the Huskers to an NCAA runner-up finish and was named the Big 12 Freshman of the Year. She was named the Big 12 Defensive Player of the Year and first-team All-American as a sophomore and led Nebraska to the 2006 NCAA Championship. In 2008, she became the first player to be named Big 12 Player of the Year and Defensive Player of the Year in the same season.

Larson is one of only two players in program history to rank among Nebraska's all-time top 10 in both kills and digs. She earned a degree in communications studies from the University of Nebraska in 2008.

Larson then went on to a decorated international career. She was a three-time Olympic medalist, helping Team USA to a gold medal in 2021, a silver medal in 2012 and a bronze medal in 2016. Larson helped Team USA win the gold medal at the 2014 FIVB World Championships, the first-ever major tournament gold medal for the U.S. Women's National Team. Larson was then named USA Volleyball's Indoor Female Player of the Year in both 2015 and 2016. In 2017 she was named team captain and led the U.S. to gold medals in four international competitions after that.





LINDSAY PETERSON

Director of Operations

18th Season

Nebraska (2003)

AT NEBRASKA

- Director of Operations, Nebraska (2006-present)

OTHER COACHING EXPERIENCE

- Assistant Coach, Northern Colorado (2005-06)
- Assistant Coach, Virginia Tech (2004)

EDUCATION

- Nebraska (2003), Bachelor's Degree Business Administration

Former Husker volleyball standout Lindsay Peterson is in her 18th year as director of operations for the Nebraska volleyball program. A former Husker volleyball captain and one of the greatest defensive players in school history, Peterson was hired in 2006 after serving assistant coaching stints at Northern Colorado and Virginia Tech.

At Nebraska, Peterson handles a variety of duties for the Husker volleyball team, including team travel, budgeting, coordinating tournaments and camps and assisting visiting teams. She also serves as a liaison for volleyball support units, including facilities and events, media relations, marketing, compliance, HuskerVision, the ticket office, alumni and The Match Club. In addition to her duties on the Husker staff, Peterson has served as a club coach for Nebraska Juniors, helping the 15-and-under team to a USA Junior Olympic National title in 2010.

Peterson came to Nebraska after serving as an assistant coach in the Northern Colorado program from March of 2005 to July of 2006. At Northern Colorado, she worked extensively with the setters and liberos and helped with recruiting in the Midwest. In 2005, she helped a pair of Northern Colorado players earn first-team Division I Independent honors, including libero Abby Mayne, who was named Division I Independent Co-Defensive Player of the Year after averaging 4.44 digs per game.

After serving as an undergraduate assistant coach at Nebraska in 2003, Peterson was on the staff at Virginia Tech in 2004, helping the Hokies finish with a 13-16 record, including a 7-9 mark in the program's first season in the Atlantic Coast Conference.

During her playing days, Peterson was a four-year performer in the Nebraska program from 1999 to 2002, helping the Huskers to a 123-10 record, including a national title in 2000. Peterson played in 133 matches as a Husker, including 438 of a possible 440 career sets. She finished her career holding the school record at the time with 1,111 career digs, despite playing three positions during her Nebraska career. She competed as a setter her freshman year and a defensive specialist her sophomore and junior years before taking over the newly created libero role in 2002. That season she averaged 3.35 digs per set, a total that was fourth in school history at the time. As a setter in 1999, she posted a then-freshman record 724 set assists.

In the classroom, Peterson was a three-time, first-team academic All-Big 12 selection, a six-time selection to the Big 12 Commissioner's Honor Roll and finished her degree in business administration at Nebraska in 2003, when she served as an undergraduate assistant coach. In that role, she assisted with recruiting, game day preparation and various coaching duties.

A native of Burchard, Neb., the former Lindsay Wischmeier led Lewiston High School to a pair of Class D-2 State Championships (1995 and 1997) and earned D-2 Player-of-the-Year honors while also being a three-time academic all-state selection. She married Ty Peterson in May of 2007. They have four sons: Drake, Jax, Ronan and Nash.





BRIAN MAGBITANG

Video & Administrative Coordinator

Brian Magbitang joined the Nebraska volleyball coaching staff as the video and administrative coordinator in February 2020. He handles all aspects of coordinating game film and Data Volley input, as well as assisting with day-to-day administrative operations of the volleyball program.

Magbitang was previously at Oral Roberts as an assistant coach for the 2018 and 2019 seasons. While with the Golden Eagles, Magbitang helped coach outside

hitter CeCe Madison to an All-Summit League First-Team selection after she ranked 35th in the NCAA with 481 total kills. Prior to his stint at Oral Roberts, Magbitang spent six years at Wichita State, including two years as a graduate assistant. While at WSU, the Shockers made five NCAA Tournament appearances, reaching the program's first-ever NCAA Regional Semifinal with six AVCA All-America players. He assisted in the initiation and execution of drills, served as the Data Volley scout, applied a new camera system for Volleymetrics analytics and assisted in fundraising efforts and community outreach. Magbitang also has worked extensively on the club circuit in Tulsa and Wichita, coaching at Ultimate Performance Volleyball Club, Shockwave Volleyball Academy and No Coast Beach Volleyball Club. Magbitang was the recruiting coordinator, designed practice plans and implemented skill development programs for all age groups.

Prior to his work on the volleyball court, he spent eight years in the United States Air Force as a Technical Sergeant serving two overseas tours of duty in support of Operation Enduring Freedom. As an electrical and environmental systems mechanic, he earned two Air Force Achievement medals and awarded an accelerated promotion given to less than five percent of all USAF members. With the Air Force, Magbitang was responsible for testing, troubleshooting, repairing and maintenance of assigned aircraft, primarily the KC-135. He also was a hands-on supervisor and resource manager in developing new Airman training programs.

Magbitang graduated from Wichita State with a bachelor's degree in exercise science and also finished a master's degree in 2019. He is married to McKenzie (Fyfe), who is a Grand Island, Neb., native. The couple has two daughters, Tatum Jo and Stevie Bee.



BRIAN KMITTA

Director of Olympic Sports Performance

Brian Kmitta joined the Nebraska Athletic Department staff as an assistant strength coach in 2009 and he was promoted to the Director of Olympic Sports Performance in July of 2019. Kmitta serves as the strength and conditioning coach for volleyball.

Since Kmitta began working with the Nebraska volleyball program in 2014, the Huskers have won two NCAA titles (2015 and 2017) and two Big Ten titles (2016 and 2017). Kmitta has trained more than 100 All-Americans

in his career in volleyball, track and field, tennis and gymnastics. He also has trained Olympic gold medalist wrestler Jordan Burroughs, who is a four-time world champion.

Originally from South Bend, Ind., Kmitta graduated from Anderson University, where he received his bachelor's degree in physical education in 2004. In his final year in college, Kmitta worked as a student assistant for the football team's offensive line, and as strength and conditioning coach.

After graduation, Kmitta served as assistant running backs coach and strength and conditioning coach at Anderson. He then spent a year at the University of Louisville as an intern strength and conditioning coach, before coming to Nebraska as an intern in the strength and conditioning program in 2006.

Kmitta is a CSCS certified strength and conditioning specialist and an NSCA registered strength and conditioning coach.

Kmitta and his wife, Sarah, have four children: Brian III, Agnes, and twins John and Edwin.



JOLENE EMRICSON

Athletic Trainer

Jolene Emricson is in her 23rd season as the athletic trainer for the Nebraska volleyball team in 2023. In her role, she evaluates and treats injuries as well as oversees rehabilitation programs for the Husker volleyball team.

In Emricson's time as athletic trainer, the Huskers have won three NCAA Championships and 10 conference titles.

Before arriving in Lincoln, Emricson spent one year as the athletic trainer for the men's lacrosse team at Denver, where she also assisted with the men's ice hockey team.

Emricson, who is from Colorado Springs, Colo., earned a bachelor of arts degree from Metropolitan State College of Denver in human performance and sport with a concentration in athletic training. While at Metro State, Emricson worked with the women's soccer, women's basketball and baseball programs.

She received her master's degree in education from Nebraska in May of 2004.



BRETT HASKELL

Director of Sport Psychology

Dr. Brett Haskell, Ph.D., has been the Director of Sport Psychology since 2018. She also serves on the Big Ten Mental Health and Wellness Cabinet, is a Certified Mental Performance Consultant (CMPC), and is on the USOPC Sport Psychology Registry.

Dr. Haskell directs a department of five performance and mental health providers and leads strategic initiatives to advance the utilization of performance psychology within collegiate sport. In her role as a performance psychologist,

she provides psychological services, mental skills training, teambuilding and leadership development services for the Husker Football and Volleyball programs. Haskell works closely with each student-athlete to help them develop skills to enhance personal well-being, address mental health concerns, and optimize performance.

Dr. Haskell regularly consults with Husker coaches to help them establish training methods which enhance team resilience and grow athlete mental resolve. Her approach emphasizes systemic interventions that position each person for success and wellbeing in their unique sociocultural context while being rooted in the latest neuroscience perspectives of human behavior.

Dr. Haskell came to Nebraska in September of 2014 after serving as a counseling and sport psychology postdoctoral counselor at Kansas Athletics Inc. Along with obtaining her doctoral degree with honors from Kansas in Counseling Psychology, Dr. Haskell provided counseling and performance enhancement training to Jayhawk student-athletes for four years from 2009-2012, and 2013-2014. Haskell completed her APPIC Accredited Internship in the UMKC counseling center with a focus on multicultural counseling competencies and eating disorder treatment from 2012-2013.

Dr. Haskell earned her bachelor's degree in psychology from Nebraska-Kearney in 2005 and her master's degree in sport psychology from North Carolina-Greensboro in 2008. While at UNK, she was a member of the Loper volleyball team which competed in three elite eights, culminating in a national runner-up finish her senior year. Dr. Haskell resides in Lincoln with her husband, Brian, son Ezra and daughter Parker.



TREV ALBERTS

*Vice Chancellor,
Director of Athletics*

3rd Year

Nebraska (1993)

NEBRASKA ATHLETIC DIRECTORS

1928-1931	H.D. Gish
1932-1936	Dana X. Bible
1937-1942	Lawrence McCeney "Biff" Jones
1942-1947	A.J. Lewandowski
1948-1953	George "Potsy" Clark
1954-1960	J.W. "Bill" Orwig
1961*	Charles Miller & Joseph Soshnik
1962-1966	W.H. "Tippy" Dye
1967-1992	Bob Devaney
1993-2002	Bill Byrne
2003-2007	Steve Pederson
2007-2012	Tom Osborne
2013-2017	Shawn Eichorst
2017-2021	Bill Moos
2021-Present	Trev Alberts
*Interim Co-Directors	

A veteran administrator and College Football Hall of Famer, Trev Alberts is in his third year as Vice Chancellor, Director of Athletics at the University of Nebraska in 2023-24. Alberts returned to his alma mater after spending 12 years at Nebraska-Omaha, guiding the program through a successful transition to the Division I level.

In his first season at Nebraska in 2021-22, Alberts helped the Huskers navigate the ever-changing landscape of Name, Image and Likeness guidelines for the benefit of Nebraska student-athletes. He led the development of the N-Vest Nebraska program to award \$5,980 per year to student-athletes who meet academic benchmarks. Alberts also spearheaded the charge to complete the fundraising for Nebraska's Go Big Project, which will provide Nebraska football with a new facility scheduled to open this fall. The project will also house academic, life skills, nutrition and support services for all Nebraska student-athletes.

A tireless worker who puts both the interests of student-athletes and fans first, Alberts helped orchestrate a qualitative survey of Nebraska's fan base to help shape the future of Memorial Stadium's game-day atmosphere. Alberts has also focused much of his time on developing the first strategic plan for Nebraska Athletics in 15 years. He has also committed himself to providing intense support and a unifying vision for Nebraska's coaches across all sports.

He continued to make a mark on Nebraska Athletics in his second year. Alberts conducted a thorough, nationwide search for a new leader for the Husker football program in the fall of 2022 that resulted in the hiring of Matt Rhule as Nebraska's new head coach. Rhule has a proven track record as a program builder at the college level, winning conference championships at both Temple and Baylor. Since his hiring, Rhule has energized the Nebraska fan base and attracted a top-25 recruiting class to the Husker program.

Alberts also spearheaded a new 15-year multimedia rights agreement between Nebraska Athletics and Playfly Sports, an emerging leader in sports marketing, media and technology. The partnership is one of the nation's most comprehensive multimedia rights agreements and has a total value of \$301 million for Nebraska over the life of the contract.

Nebraska's athletic achievements in 2022-23 included NCAA top-10 finishes by wrestling, rifle, bowling, women's outdoor track and field, men's gymnastics and men's indoor track and field. In all, 10 Husker teams posted top-20 national finishes, while the men's track team captured the Big Ten outdoor title under first-year coach Justin St. Clair.

Academically, Nebraska student-athletes continued to shine with a school-record 95 percent graduation rate across all sports for the second straight year. All of Nebraska's programs had at least an 88 percent GSR score in the most recent report.

Alberts' impact on college athletics stretches beyond the Nebraska campus. A respected leader at the Big Ten and national level, Alberts serves on both the NCAA's Division I Football Oversight Committee and the NCAA Division I Competition Committee.

Alberts' tenure leading UNO athletics was marked by successes in competition and in academics; by transitioning the university's athletic programs to NCAA Division I in 2011; and by establishing new homes for many UNO athletics teams, including Baxter Arena, the Maverick Park baseball/softball complex and the soccer pitch at Caniglia Field.

Alberts took the bold step in announcing that Omaha would reclassify from Division II to Division I in all sports in 2011 and simultaneously securing conference affiliation with the Summit League for all of the department's then-Division II programs. His vision for UNO's reclassifying teams was demonstrated even before the four-year transition period had ended. The Omaha baseball team won back-to-back Summit League regular-season championships in 2013 and 2014, while the men's basketball team made its first Division I postseason appearance in 2014 with a berth in the CollegeInsider.com Postseason Tournament.

During UNO's time in the Division I ranks under Alberts tenure, the Mavericks had six teams and four student-athletes qualify for the NCAA Tournament, including hockey advancing to the Frozen Four in 2015 and men's soccer reaching the second round of the NCAA Tournament in the spring of 2021. He also expanded opportunities, adding men's golf and men's soccer in 2011, and Omaha began a men's swimming and diving program in 2021-22.

Throughout his tenure in Omaha, Alberts was focused on enhancing the student-athlete experience, including the construction and staffing of the Hamilton Academic Excellence Room and the development of the Ethel S. Abbott Student-Athlete Development Wing. Those efforts paid off in Nebraska-Omaha student-athletes posting consistent collective semester grade point averages above 3.3 for 18 consecutive semesters, including at least a 3.5 in each of his final three semesters.

The facilities around Omaha Athletics received a major uplift during his tenure. Maverick Park opened in March of 2021 to rave reviews as the home to the Mavericks' baseball and softball programs. Funding for the complex, which includes a 1,500-seat baseball facility and a 650-seat softball facility, were raised privately and provided both programs a permanent on-campus home for the first time.

Another crowning achievement was the opening of Baxter Arena in 2015. Alberts directed efforts to secure community support and funding to build the on-campus arena, which allowed the nationally prominent hockey program to play on campus and also serve as the home of the men's and women's basketball and volleyball programs. Caniglia Field underwent renovations in 2012, making it one of the finest collegiate soccer facilities in the country, highlighted by a FIFA 2-star rated playing surface and one of the largest LED videoboards in a soccer-only college facility.

Alberts' work on behalf of hockey, UNO's established Division I sport, also paid dividends. He successfully guided the Mavericks into the new National Collegiate Hockey Conference in 2013-14. The following year, Omaha reached the 2015 NCAA Frozen Four.

In addition, Alberts and his team led Omaha Athletics into a partnership with Learfield, a national leader in the marketing of collegiate athletics, and developed Omaha Sports Properties. As the exclusive corporate sponsorship sales unit for UNO Athletics, Omaha Sports Properties further enhanced revenue and increased brand prominence locally, regionally and nationally.

As part of UNO's reclassification to Division I, Alberts oversaw the rebranding of UNO athletics with new primary and secondary logos and a greater focus on strengthening the Maverick brand both regionally and nationally.

As a student-athlete, Alberts was an All-American on and off the football field as a Husker Blackshirt. He was Nebraska's first Butkus Award winner in 1993, helping Coach Tom Osborne's Huskers to an undefeated regular season and an Orange Bowl appearance against Florida State. A first-team All-American by every major publication in 1993, he was also the Football News National Defensive Player of the Year, the Big Eight Male Athlete of the Year, and the Big Eight Defensive Player of the Year. His No. 34 jersey was retired at the 1994 Red-White Spring Game. In 2015, he was elected to the College Football Hall of Fame.

Off the field, Alberts earned the NCAA's highest honor, The Today's Top Six Award. A three-time Academic All-Big Eight honoree, he was an Academic All-American in 1993. He graduated from Nebraska before his senior season.

Alberts was the fifth pick in the 1994 NFL Draft by the Indianapolis Colts and played for the Colts until 1996. Following his NFL career, he served as an analyst on college and professional football games for major national networks, including ESPN, CNN/SI and CBS Sports Network.

Alberts and his wife Angela have three children - Chase (and his wife, Cassie), Ashtynne and Breanna.



Marquita Armstead
Executive Associate A.D. /
Senior Woman
Administrator



Dr. Lawrence Chatters
Executive Associate A.D. /
Strategic Initiatives



Doug Ewald
Executive Associate A.D. /
Chief Financial Officer



Dennis Leblanc
Executive Associate A.D. /
Academics



Jamie Vaughn
Executive Associate A.D. /
Compliance



Keith Zimmer
Executive Associate A.D. /
Life Skills



Linsey Chamberlin
Executive Assistant
to the Athletic Director



MARQUITA ARMSTEAD

Executive Associate A.D. /
Senior Woman Administrator

Marquita Armstead was hired as Nebraska's Executive Associate Athletic Director and Senior Woman Administrator on Dec. 16, 2021, and officially began her duties on Feb. 1, 2022. At Nebraska, Armstead has sport supervision for men's basketball and volleyball. She is a member of the Big Ten Sport Management Council, and has oversight of athletic medicine, sports psychology, the athletic performance lab (NAPL), strength and conditioning, performance nutrition, Title IX and gender equity.


Armstead came to Nebraska from the University of South Florida, where she served in a similar role. Armstead was a member of the South Florida athletics administration from March of 2016 to January of 2022. She originally joined USF as Associate Athletic Director for Compliance, before being elevated to Senior Associate Director of Athletics/Senior Woman Administrator in August of 2017.

In her role with the Bulls, Armstead served as the sport administrator for men's and women's basketball, and had previous sport oversight of softball, men's soccer, women's tennis and as the secondary sport administrator for football. Armstead also oversaw several USF student-athlete support departments, including academic services, student-athlete enhancement, sports medicine, nutrition, sport psychology, student rights and responsibilities and Title IX.

In addition to her work at USF, Armstead has a strong athletic administration background at four other schools. Before her time at South Florida, Armstead worked at Georgia Tech from 2012 to 2016, where she served as Director of Compliance for her final three years in Atlanta. Prior to Georgia Tech, Armstead was the Director of Compliance at the University of Tennessee Chattanooga for six years. She also served internships in compliance at Mississippi State and Ohio University.

Armstead earned her bachelor's degree from Mississippi State in 2005 and earned a master's of sports administration from the school in 2006. She received a Master of Business Administration degree from Tennessee Chattanooga in 2013 and is a 2012 NCAA Leadership Institute graduate.

Armstead is married to Demetric Armstead and the couple has a son, Braylon.



DENNIS LEBLANC

Executive Associate A.D. / Academics

Dennis Leblanc was named Nebraska's Executive Associate Athletic Director for Academics in 2015, after being promoted from Senior Associate Athletic Director for Academic Programs and Student Services. He has directed the academic program since 1993. Leblanc, who has been with the Academic Support Program for Student-Athletes since 1987, joined the Nebraska Athletic Department in 1983 as a member of the track and field staff. In addition to his historic success leading Nebraska's academic program, Leblanc serves as the sport administrator for the Husker baseball and rifle programs.

Under Leblanc's leadership, Nebraska has become the national leader in CoSIDA Academic All-Americans for football and all sports, NCAA Today's Top Ten Award honorees and recipients of the National Football Foundation and Hall of Fame Postgraduate Scholarship. Since he joined the academic staff in 1987, 271 of Nebraska's 347 CoSIDA Academic All-Americans have been honored, while NU has claimed 15 of its 18 NCAA Today's Top Ten Award recipients. Over 3,000 Husker student-athletes have earned their degrees during Leblanc's tenure.

The 94 percent Graduation Success Rate (GSR), reported in the 2019-20 academic year, for the Nebraska student-athletes was the highest GSR ever achieved for the eighth consecutive year. In addition all Nebraska teams achieved an NCAA Academic Performance Rate (APR) of 964 or higher which is the best in school history and marks the seventh consecutive year that all teams attained an APR better than 950.

Over the past decade, Nebraska's academic support program for student-athletes has received outstanding reviews from the NCAA Certification Review Team and the Nebraska Faculty Intercollegiate Athletics Committee. In 2012, Nebraska's program became one of only 21 programs nationally to be certified by the National Association of Academic Advisors for Athletes (N4A) for meeting the established standards of service for student-athletes as outlined by the N4A.

Leblanc is a member of the N4A, and in 2002 he received its prestigious Lan Hewlett Award presented to an athletic administrator in recognition of distinguished performance in providing personal, academic and professional guidance to student-athletes.

Leblanc was presented the Chancellor's Award for Exemplary Service to Students at the 2004 University of Nebraska Honors Convocation, which recognizes individuals who go above and beyond their assigned duties, devoting extra time and effort in serving the needs of students. In 2005, he was presented with Honorary Mortar Board membership honoring him for his leadership and service to students. In 2007, Leblanc received the Hero Mentor Award through the American Red Cross, which annually recognizes a person for outstanding leadership and mentoring. In 2018, he was inducted into the Omicron Delta Kappa Society, which is a national leadership honor society, recognizing his leadership in athletics on campus.

Leblanc earned his bachelor's degree from Bethany College, and a master's degree from Wichita State University. He and his wife, Coreen, have four children: Olivia, Christian and twins Madeleine and Mackenzie.



ROBERT W. DUGAS

Chief of Staff / Team Physician

Dr. Robert Dugas was born and raised in New Orleans, Louisiana. Dr. Dugas completed his undergraduate studies at Louisiana State University and earned his medical degree from Louisiana State University School of Medicine-New Orleans. He completed his Orthopaedic surgery residency at Charity Hospital of New Orleans, followed by a Fellowship in Sports Medicine at the University of Wisconsin-Madison.


Dr. Robert Dugas has been active in the practice of Orthopaedic surgery since 1989. In 2006, he returned to

Louisiana after spending 16 years in Lincoln.

Following eight years of practice in Louisiana, where he was the founder of The Baton Rouge Sports Medicine Clinic, an Instructor and an Assistant Professor for the LSU Department of Orthopaedics' Resident Education Program, and The Lafayette General/University Medical Center's Director of Orthopaedic Resident Education. Dr. Dugas serves as the Director of Orthopaedic Sports Medicine for the University of Nebraska Athletic Department.

While at LSU, he was a three-year football letterman. He is a member of the LSU Athletic Hall of Fame. During his football career, he was an Academic All-American, a Football News All-American Offensive Tackle, a two-time All Southeastern Conference Offensive Tackle, and in 1978, he received the Jacob's Trophy Award, where he was honored as the SEC's Top Offensive Lineman. In 2016, Dr. Dugas received recognition from The Southeastern Conference as an SEC Legend.

Dr. Dugas is married and has four children, two sons and two daughters. He enjoys outdoor activities including hunting, fishing, and golf.



RODNEY D. BENNETT

Chancellor

Dr. Rodney D. Bennett is the 21st chancellor of the University of Nebraska-Lincoln, Nebraska's flagship, Land-Grant and Big Ten institution. He is a 30-year veteran of higher education with a track record of growing research, increasing student success and building impactful partnerships.

Chancellor Bennett came to Nebraska after nine years of successful leadership at the University of Southern Mississippi. During his tenure as president, USM was

reclassified from a Carnegie R2 to an R1 university, signaling growth in research prestige and funding. Dr. Bennett also invested in programs to support student recruitment, retention and outcomes, including for the 30 percent of USM students who were first-generation. His efforts led to an improvement in the university's six-year graduation rate.

While at USM, Dr. Bennett established new faculty positions in high-growth areas and increased the average salary for full-time faculty; oversaw \$300 million in facilities work; and launched the largest fundraising campaign in the University of Southern Mississippi's history. He was a strong champion of the Division I athletics program, investing in new facilities and programs to support student-athletes, including a dedicated mental health counselor to serve student-athletes. Throughout his time as president, he brought a conservative approach to budget management, meeting or exceeding the budgetary goals set by the Mississippi Institutions of Higher Learning Board of Trustees.

Prior to his role at the University of Southern Mississippi, Dr. Bennett served at the University of Georgia for more than a decade. He was the senior administrator for student programs and services for Georgia's 34,000-plus students; oversaw \$150 million in capital projects; and made key staff and programmatic investments in extracurriculars, mental health programs and other areas to better support students.

Dr. Bennett has also been the dean of students at Winthrop University in Rock Hill, South Carolina, and associate dean of student life at Middle Tennessee State University.

Chancellor Bennett values community leadership and service. He has served on numerous boards, including the Mississippi Aquarium, Northeast Georgia Girl Scouts of America, Catholic Health East (Philadelphia), and St. Mary's Health Care System in Athens, Georgia. He is a member of Kappa Alpha Psi fraternity and Past Sire Archon for Sigma Pi Phi fraternity, The Boudé.

Dr. Bennett earned a bachelor's degree in mass communication, a master's degree in educational administration, and an education specialist degree from Middle Tennessee State. He earned his Doctor of Education degree from Tennessee State University.

He and his wife, Temple, are the parents of two adult daughters, Colby and Logan.



SCOTT FUESS JR.

Faculty Athletics Representative

Scott M. Fuess Jr. is in his fourth year as Nebraska's Faculty Athletics Representative, having started on July 1, 2020.

As faculty athletics representative, Fuess serves as a liaison between the Office of the Chancellor and Athletic Department. He also serves on the Athletic Department's Executive Staff. His areas of focus in the role include the welfare of student-athletes, NCAA and Big Ten Conference compliance, maintaining the positive relationship between athletics and faculty, developing and responding to

NCAA legislative proposals and representing the university at related NCAA and Big Ten Conference meetings.

The half-time position - which was restructured to an expected term of five years - reports directly to Nebraska President Ted Carter and consults with Director of Athletics Trev Alberts. He splits time between faculty representative duties and academic responsibilities.

Fuess, the Steinhart Distinguished Professor of Business and former chair of the College of Business' economics department, has worked at the University of Nebraska-Lincoln since 1986. He serves on the Faculty Senate's Intercollegiate Athletics Committee, having chaired the committee for 2018-19 and a sub-committee in 2017-18. He also has served on numerous Big Ten Conference committees, including the Sports Management Committee, the Compliance and Reinstatement Committee and the Legislative Review Committee. For 2022-23 he served as Chair of the BIG Compliance and Reinstatement Committee.

Fuess earned a bachelor's degree from the University of Delaware, as well as master's and doctoral degrees from Purdue University. His research interests are labor economics, the economics of collegiate sports, and the economy of Japan. He has earned numerous "Distinguished Teaching" awards. In 2016 he received the UNL College of Business "Distinguished Service" award.





TED CARTER

University President

Ted Carter became the eighth president of the University of Nebraska on Jan. 1, 2020, following a national search by the Board of Regents.

As president, Carter leads a four-campus university system that enrolls nearly 50,000 students and employs 16,000 faculty and staff on campuses in Lincoln, Omaha and Kearney, plus academic divisions and research and extension centers across the state. He serves as chief spokesman and chief executive officer for the system, which operates on a \$3

billion annual budget and includes a flagship Big Ten institution, a world-renowned academic health sciences center, Division I athletics programs, and preeminent institutes focused on water and agriculture, national security and defense, infectious disease and early childhood education.

Carter brought with him a distinguished record in education, partnerships and military service, having come to Nebraska from the U.S. Naval Academy, his alma mater, where he was the longest continuously-serving superintendent since the Civil War. Under his leadership, the Naval Academy achieved a No. 1 national ranking and new records in student success and diversity. Carter previously was president of the U.S. Naval War College in Newport, R.I. A retired Vice Admiral with 38 years of service, Carter has logged more than 6,300 flying hours and holds the American record for carrier-arrested landings.

In his first year at the University of Nebraska – faced with the unexpected and unprecedented challenges presented by COVID-19 – Carter led with a focus on the land-grant priorities of access and opportunity for students and families. He launched the Nebraska Promise, a financial aid program guaranteeing free tuition for low- and middle-income Nebraskans, and implemented a multi-year budget plan that included a two-year, across-the-board tuition freeze. The result was system-wide growth in enrollment, including record gains among underrepresented students.

Carter oversaw the awarding of a \$92 million federal contract for the university's National Strategic Research Institute, one of only 14 University-Affiliated Research Centers in the country conducting exclusive research for the Department of Defense. During Carter's tenure, the NU System has been ranked among the world's top 100 institutions for earning research patents, the Omaha campus was selected as the home for a new federal counterterrorism research center, the Institute of Agriculture and Natural Resources launched a new effort focused on rural vitality, and the medical center opened an education, training and preparedness facility that positions Nebraska as the world leader in the fight against infectious disease.

Carter holds a courtesy faculty appointment in aviation in the College of Public Affairs and Community Service at the University of Nebraska at Omaha. He serves as the chair of the Daugherty Water for Food Global Institute's Board of Directors and is a board member for the Greater Omaha Chamber of Commerce, the Nebraska Chamber of Commerce and Industry and the Naval Aviation Museum Foundation. Carter is also a member of the Board for the American Council on Education (ACE), the Association of Public and Land-Grant Universities' Council of Presidents and the Council on Competitiveness. He is an ex-officio member on the board of the University of Nebraska Foundation, the philanthropic partner of the university system that has a \$1.7 billion endowment.

Carter earned his bachelor's degree in physics and oceanography from the U.S. Naval Academy, where he played hockey and served as team captain. He is a graduate of the Navy Fighter Weapons School (Top Gun) and holds educational credentials from the Navy Nuclear Power School, the U.S. Air Force Air War College, the Naval War College and the Armed Forces Staff College.

Carter's 38-year military career includes logging more than 6,300 flying hours while operating from 19 different aircraft carriers. He flew 125 combat missions in Iraq, Afghanistan, Kuwait, Bosnia and Kosovo. Carter is a Distinguished Fly Cross with combat distinction for valor, and a Bronze Star recipient. He holds the American record for carrier-arrested landings, with over 2,000 mishap-free landings. In 2022, Carter received the U.S. Naval Academy's Distinguished Graduate Award in recognition of his military service and leadership.

The son of an English teacher, Carter was raised in the rural, one-high school town of Burrillville, R.I. He and his wife, Lynda, live in Lincoln and have two adult children, Brittany and Christopher.

UNIVERSITY BOARD OF REGENTS

The Board of Regents consists of eight voting members elected by district for six-year terms, and four non-voting student Regents, one from each campus, who serve during their tenure as student body president. The board supervises the general operations of the university, and the control and direction of all expenditures. The board also includes a corporation secretary who manages all records including agendas, minutes, notices, policies and bylaws. Those documents can be found on the web at nebraska.edu/board.

The board meets regularly, primarily in Lincoln but also in Omaha and greater Nebraska. Persons wishing to provide information to the board or to appear before it should contact: Corporation Secretary, University of Nebraska, Varner Hall, 3835 Holdrege, Lincoln, NE 68583.



Timothy Clare
*District 1
Chair*



Jack Stark
District 2



Jim Scheer
District 3



Elizabeth O'Connor
District 4



Robert Schafer
*District 5
Vice Chair*



Paul Kenney
District 6



Kathy Wilmot
District 7



Barbara Weitz
District 8



Temo Molina
Nebraska-Kearney



Paul Pechous
Nebraska-Lincoln



Katie Schultis
Nebraska Medical Center



Hakim Lotoro
Nebraska-Omaha



14 ALLY BATENHORST

JUNIOR • OUTSIDE HITTER • 6-5 • HOUSTON, TEXAS (SEVEN LAKES HS)

HONORS & AWARDS

- Louisville Regional All-Tournament Team (2022)
- Big Ten Distinguished Scholar (Beach-2022)
- Academic All-District (2022)
- Academic All-Big Ten (2022; Beach-2022, 2023)
- Nebraska Scholar-Athlete Honor Roll (Fall 2021, 2022; Spring 2021, 2022)
- Tom Osborne Citizenship Team (2022, 2023)



2022 (SOPHOMORE)

- Played in 26 matches and posted 2.33 kills per set to go with 1.06 digs per set and 0.57 blocks per set in 72 total sets played
- Tied her season high with 15 kills and added a career-high 12 digs against No. 9 Oregon in the NCAA regional semifinal and was named to the Louisville Regional All-Tournament Team (Dec. 8)
- Had 15 kills and hit .256 at No. 6 Ohio State (Nov. 13)
- In her season debut, tallied seven kills on .278 hitting with one block and one dig against Tulsa (Aug. 26)
- Notched 10 kills against LMU (Sept. 1)
- Posted seven kills with a pair of blocks in a sweep at No. 24 Michigan (Oct. 8)
- Tallied eight kills with three blocks and three digs in a 3-0 sweep of Northwestern (Oct. 16)
- Posted seven kills in a 3-0 sweep at No. 12 Purdue (Oct. 19)
- Had four kills with a career-high five blocks at No. 5 Wisconsin (Oct. 26)
- Put down nine kills with three blocks in a 3-2 win at Northwestern (Nov. 6)
- Followed up with 11 kills on .286 hitting in a sweep at Iowa (Nov. 18)
- Had 10 kills with nine digs and five blocks vs. No. 3 Wisconsin (Nov. 25)
- Totaled 10 kills with 10 digs in the NCAA second round win against Kansas (Dec. 2)

2021 (FRESHMAN)

- Appeared in 28 matches, making 16 starts
- Averaged 1.99 kills, 0.63 digs and 0.31 blocks per set
- Had seven double-digit kill performances
- Totaled nine kills with three digs and a block vs. Arizona State (Sept. 4)
- Finished with 10 kills vs. No. 20 Utah (Sept. 11)
- Followed up with 10 kills, eight digs and three blocks at No. 16 Stanford (Sept. 14)
- Posted eight kills, four digs and a block in NU's Big Ten opener at Northwestern (Sept. 22)
- Registered eight kills and hit .348 with three blocks in a sweep of Michigan (Oct. 1)
- Put up a season-high 15 kills while hitting .375 to go with three digs and two blocks at No. 13 Penn State (Oct. 8)
- Had an 11-kill effort off the bench with five digs and a block at Indiana (Nov. 14)
- Collected 11 kills with two blocks vs. Florida State in the NCAA second round (Dec. 4)
- Matched her season high of 15 kills while hitting .406 and adding two blocks and two digs at No. 2 Texas in the NCAA regional final (Dec. 11)
- Capped the year with 11 kills and two blocks vs. No. 4 Wisconsin in the NCAA title match (Dec. 18)

HIGH SCHOOL/CLUB

- Named the Gatorade National Player of the Year and Texas Player of the Year for 2020-21
- Was a First-Team Under Armour All-American in 2020 and a PrepVolleyball.com All-American in 2017 and 2019
- Named the Texas AVCA/MaxPreps Player of the Week twice in her prep career
- Earned PrepVolleyball.com's National Freshman of the Year in 2017
- Selected to the AVCA All-Region Team in 2020 and named a MaxPreps Underclass All-American in 2017 and 2018
- Was a member of the 2020 U.S. Women's National Training Team and the 2019 U.S. U18 Women's National Training Team program
- Played on the U.S. U18 National Team that won gold at the NORCECA Championship in Honduras in 2018
- Named VYPE Magazine All-State Team Hitter of the Year on 2019
- Named the 6A District Most Valuable Attacker four times in her career
- Was a four-time first-team all-district selection and Texas Girls Coaches Association All-Texas Team selection
- Led Seven Lakes High School to the Texas state title in 2020 and was named tournament MVP
- Helped Seven Lakes win the 6A district title in 2017, 2018 and 2020

CAREER STATISTICS

Year	SP-MP	K	K/S	E	TA	PCT	A	A/S	SA	SA/S	SE	DIG	D/S	RE	BS	BA	TB	B/S	BE	BHE	PTS	PTS/S
2021	86-28	171	1.99	87	541	0.155	4	0.05	0	0	6	54	0.63	5	4	23	27.0	0.31	9	0	186.5	2.17
2022	72-26	168	2.33	75	490	0.190	3	0.04	5	0.07	6	76	1.06	8	4	37	41.0	0.57	4	0	195.5	2.72
Total	158-54	339	2.15	162	1031	0.172	7	0.04	5	0.03	12	130	0.82	13	8	60	68.0	0.4	13	0	382.0	2.42

- Named to the UIL 6A All-Tournament Team at the state championships and was the only underclassman to make the team
- Played club volleyball for Houston Juniors and won the gold medal at the 2016 USAV National Championships
- Ranked the No. 3 overall prospect and No. 2 outside hitter by PrepVolleyball.com, as well as the No. 1 prospect in Texas

PERSONAL

- Born on July 26, 2002 in Omaha, Neb.
- Parents are Kurt and Susan Batenhorst
- Susan attended Nebraska and Kurt played basketball and ran track at Nebraska Wesleyan
- Major is communication studies



CAREER MATCH-BY-MATCH

2022 (Sophomore)

DATE	OPPONENT	SP	K	E	ATT	HIT%	AST	SA	SE	RE	DIG	BS	BA	BE	BLK	BHE	PTS
8/26	Tulsa	3	7	2	18	.278	0	0	0	0	1	0	1	0	1	0	7.5
9/01	LMU (CA)	3	10	4	24	.250	0	0	0	0	0	0	1	0	1	0	10.5
9/03	Ole Miss	3	4	0	9	.444	0	0	0	0	1	0	2	0	2	0	5
9/07	at Creighton	1	1	2	4	.250	0	0	0	0	0	0	0	0	0	0	1
9/24	Ohio St.	2	1	1	4	.000	0	0	0	0	2	0	0	0	0	0	1
9/30	at Rutgers	1	1	1	4	.000	0	0	0	0	0	0	0	0	0	0	1
10/02	at Maryland	1	3	2	11	.091	0	0	0	0	0	0	0	0	0	0	3
10/06	at Michigan St.	1	1	0	1	1.000	0	0	0	0	0	0	0	0	0	0	1
10/08	at Michigan	3	7	2	22	.227	0	0	0	0	0	0	2	0	2	0	8
10/14	Penn St.	3	5	3	13	.154	0	0	0	0	4	1	1	0	2	0	6.5
10/16	Northwestern	3	8	2	21	.286	0	0	0	0	3	0	3	1	3	0	9.5
10/19	at Purdue	3	7	3	19	.211	0	0	0	0	2	0	0	0	0	0	7
10/22	at Illinois	3	5	1	14	.286	0	0	0	0	2	0	0	0	0	0	5
10/26	at Wisconsin	3	4	2	15	.133	0	0	0	1	5	0	5	0	5	0	6.5
10/29	Maryland	2	5	2	14	.214	0	0	0	0	1	0	0	0	0	0	5
11/02	Indiana	1	1	2	8	.125	0	0	0	1	0	0	0	0	0	0	1
11/06	at Northwestern	5	9	3	25	.240	0	0	0	0	3	0	3	0	3	0	10.5
11/11	Iowa	3	8	2	19	.316	0	0	0	0	1	0	5	0	5	0	10.5
11/13	at Ohio St.	4	15	5	39	.256	0	0	0	0	4	0	1	0	1	0	15.5
11/18	at Iowa	3	11	3	28	.286	0	0	0	0	3	0	1	0	1	0	11.5
11/20	Purdue	3	7	2	22	.227	0	0	0	0	2	1	1	0	2	0	8.5
11/25	Wisconsin	4	10	7	33	.091	1	0	2	2	9	0	5	0	5	0	12.5
11/26	Minnesota	3	5	7	24	-.083	0	1	2	0	11	0	1	1	1	0	6.5
12/01	Delaware St.	2	8	3	24	.208	1	2	0	0	0	0	2	1	2	0	11
12/02	Kansas	4	10	7	31	.097	0	0	1	1	10	0	2	0	2	0	11
12/08	vs Oregon	5	15	7	44	.182	1	2	1	3	12	2	1	1	3	0	19.5

2021 (Freshman)

DATE	OPPONENT	SP	K	E	ATT	HIT%	AST	SA	SE	RE	DIG	BS	BA	BE	BLK	BHE	PTS
9/03	Omaha	4	0	3	9	-.333	0	0	2	0	0	0	0	0	0	0	0
9/03	Georgia	4	0	0	0	0	0	0	1	0	2	0	0	0	0	0	0
9/04	Arizona St.	3	9	2	21	.333	0	0	0	1	3	0	1	0	1	0	9.5
9/08	at Creighton	3	5	4	13	.077	1	0	0	1	4	0	1	0	1	0	5.5
9/11	Utah	5	10	3	24	.292	1	0	1	2	3	0	0	0	0	0	10
9/14	at Stanford	4	10	6	41	.098	1	0	1	0	8	1	2	1	3	0	12
9/18	Louisville	3	5	6	16	-.063	0	0	0	0	2	0	3	0	3	0	6.5
9/22	at Northwestern	4	8	4	20	.200	0	0	0	0	4	1	0	2	1	0	9
9/25	Iowa	2	6	1	15	.333	0	0	0	0	1	0	0	0	0	0	6
10/01	Michigan	3	8	0	23	.348	0	0	0	0	1	0	3	1	3	0	9.5
10/03	Michigan St.	2	3	1	21	.095	0	0	0	0	2	0	0	0	0	0	3
10/08	at Penn St.	4	15	3	32	.375	0	0	0	0	3	0	2	0	2	0	16.0
10/10	at Rutgers	2	4	4	16	.000	0	0	0	0	1	0	0	0	0	0	4
10/13	Indiana	3	5	0	7	.714	0	0	0	0	1	0	0	0	0	0	5
10/16	Illinois	3	2	3	11	-.091	0	0	0	0	1	0	0	1	0	0	2
10/20	at Iowa	2	5	5	20	.000	0	0	0	0	2	0	1	1	1	0	5.5
10/23	Purdue	2	0	4	10	-.400	0	0	0	0	0	0	0	1	0	0	0
10/27	Wisconsin	3	5	6	26	-.038	1	0	0	0	4	1	0	0	1	0	6
10/30	at Minnesota	1	3	3	15	.000	0	0	0	0	0	0	0	0	0	0	3
11/14	at Indiana	3	11	3	24	.333	0	0	1	0	5	0	1	0	1	0	11.5
11/26	at Wisconsin	1	0	0	1	.000	0	0	0	0	0	0	0	0	0	0	0
11/27	at Purdue	3	4	3	12	.083	0	0	0	0	1	0	2	0	2	0	5
12/03	Campbell	3	3	2	10	.100	0	0	0	0	1	0	1	0	1	0	3.5
12/04	Florida St.	3	11	3	26	.308	0	0	0	0	2	0	2	0	2	0	12
12/09	vs Illinois	3	6	3	21	.143	0	0	0	0	1	0	1	1	1	0	6.5
12/11	at Texas	4	15	2	32	.406	0	0	0	0	2	0	2	0	2	0	16
12/16	vs Pittsburgh	4	7	7	34	.000	0	0	0	0	0	0	0	0	0	0	7
12/18	vs Wisconsin	5	11	6	41	.122	0	0	0	0	0	1	1	1	2	0	12.5




13 MERRITT BEASON

JUNIOR • OUTSIDE HITTER • 6-4 • GARDENDALE, ALA. (GARDENDALE HS/FLORIDA)

HONORS & AWARDS

- AVCA All-Region Team (2022)
- All-SEC Team (2022)
- SEC All-Freshman Team (2021)
- SEC Offensive Player of the Week (Aug. 29, 2022; Nov. 14, 2022)
- SEC Freshman of the Week (Oct. 4, 2021; Nov. 8, 2021)
- SEC Academic Honor Roll (Fall 2021)
- Tom Osborne Citizenship Team (2023)



2022 (SOPHOMORE AT FLORIDA)

- Was an All-SEC and AVCA All-Region selection as a sophomore at Florida in 2022 before transferring to Nebraska
- In her sophomore season at Florida in 2022, helped the Gators win a share of the SEC Championship by averaging 3.35 kills per set with a .261 hitting percentage
- Ranked first on the team in points (435) and service aces (38), second on the team in kills (348) and third on the team in digs (200) and blocks (92)
- Had double-digit kills in 21 of 28 matches played and had a career-best 21 kills with eight digs, three aces and a pair of blocks in a five-set win at Wisconsin
- Led the Gators with 38 service aces on the season - ranking third in the SEC - and contributed 1.92 digs per set and 0.88 blocks per set
- Led the Gators in kills and aces per set and was second in digs and third in blocks
- Received All-America honorable mention by VolleyballMag.com following the season after captaining the Gators to an NCAA regional semifinal appearance
- Matched her career high of 21 kills against LSU on Oct. 9 and also had a career-high eight blocks
- Was named the MVP of the 2022 Pan American Cup as the U.S. Women's U21 National Team won gold in June of 2022 in La Paz, Mexico
- Playing alongside current Huskers Lexi Rodriguez and Bekka Allick, had a team-high 14 kills and three blocks in the 3-1 championship win against Argentina

2021 (FRESHMAN AT FLORIDA)

- As a freshman for the Gators in 2021, had a season-high 16 kills on .462 hitting with seven digs against Minnesota in just her fifth collegiate match
- Finished her freshman season with 2.24 kills per set, 1.78 digs per set, 0.89 blocks per set and 15 service aces and was twice named SEC Freshman of the Week
- Ranked second on the team in blocks and third on the team in kills and points
- Recorded her first career double-double at Arkansas on Nov. 13, posting 10 kills and a career-high 17 digs
- Posted 16 kills and 17 points against Minnesota on Sept. 5 - both season bests

HIGH SCHOOL/CLUB

- A native of Gardendale, Ala., was a first-team all-state selection in Alabama in 2020 for Gardendale High School
- Named a 2020 AVCA Under Armour Third-Team All-American and was a two-time AAU Academic All-American in high school, graduating in the top 10 percent of her class with an advanced diploma
- Selected to the 2020 Alabama North/South All-Star Game
- Was a two-time Area Tournament MVP and three-time County All-Tournament Team selection
- Was a 2019 AL.com Super All-State Team and All-Regional Team member
- Named to the 2020 AVCA All-America Watch List and was a 2020 AVCA Under Armour All-America Third Team selection
- Was a two-time JVA All-National Team member and three-time AAU Nationals All-Star
- Was a PrepVolleyball.com Top 100 prospect in the 2020 class

PERSONAL

- Born April 16, 2003
- Parents are Scott and Lori
- Majoring in child, youth, and family studies

CAREER STATISTICS (*at Florida)

Year	SP-MP	K	K/S	E	TA	PCT	A	A/S	SA	SA/S	SE	DIG	D/S	RE	BS	BA	TB	B/S	BE	BHE	PTS	PTS/S
2021*	97-31	217	2.24	95	551	0.221	9	0.09	15	0.15	55	173	1.78	2	2	84	86.0	0.89	6	0	276.0	2.85
2022*	104-28	348	3.35	131	832	0.261	24	0.23	38	0.37	52	200	1.92	5	6	86	92.0	0.88	0	2	435.0	4.18
Total	201-59	565	2.81	226	1383	0.245	33	0.16	53	0.26	107	373	1.86	7	8	170	178.0	0.9	6	2	711.0	3.54

CAREER MATCH-BY-MATCH

2022 (Sophomore at Florida)

DATE	OPPONENT	SP	K	E	ATT	HIT%	AST	SA	SE	RE	DIG	BS	BA	BE	BLK	BHE	PTS
8/26	North Florida	4	12	8	35	.114	0	3	2	0	6	0	2	0	2	0	16.0
8/27	East Tennessee State	4	17	2	31	.484	1	4	2	0	3	1	1	0	2	0	22.5
8/27	VIRGINIA	3	12	2	17	.588	0	3	1	0	6	0	1	0	1	0	15.5
8/30	Stanford	5	13	6	32	.219	0	1	1	0	9	0	5	0	5	0	16.5
9/04	at Minnesota	4	12	7	29	.172	1	0	1	0	9	0	4	0	4	0	14
9/13	Florida State	3	13	1	30	.400	0	0	2	1	7	1	2	0	3	1	15.0
9/16	at Wisconsin	5	21	8	53	.245	2	3	2	0	8	0	2	0	2	0	25
9/21	Alabama	3	9	2	25	.280	0	1	1	0	2	1	2	0	3	0	12.0
9/24	at South Carolina	4	18	5	33	.394	1	1	2	0	7	2	2	0	4	0	22.0
9/25	at South Carolina	5	17	9	43	.186	1	4	6	0	6	0	5	0	5	0	23.5
10/05	at Tennessee	4	7	5	30	.067	2	2	2	1	10	0	3	0	3	0	10.5
10/08	LSU	4	15	5	43	.233	0	0	3	1	11	0	5	0	5	0	17.5
10/09	LSU	5	21	5	55	.291	0	1	3	0	9	0	8	0	8	0	26.0
10/14	at Mississippi St.	3	7	4	16	.188	0	2	2	0	7	0	4	0	4	0	11
10/15	at Mississippi St.	3	13	3	22	.455	0	2	0	0	6	0	1	0	1	0	15.5
10/19	Georgia	3	7	6	25	.040	0	0	1	0	3	0	4	0	4	0	9.0
10/26	at Auburn	3	14	3	25	.440	0	1	2	0	5	0	3	0	3	0	16.5
10/29	Arkansas	3	10	6	22	.182	1	1	1	0	10	0	2	0	2	0	12
10/30	Arkansas	5	12	10	37	.054	3	0	4	0	11	0	5	0	5	0	14.5
11/04	Missouri	3	13	4	29	.310	0	0	0	1	5	0	3	0	3	0	14.5
11/12	at Texas A&M	4	15	5	29	.345	1	4	2	0	5	0	4	0	4	1	21
11/19	Kentucky	3	6	4	21	.095	2	0	2	0	6	0	3	0	3	0	7.5
11/20	Kentucky	3	12	4	31	.258	0	1	1	0	8	0	2	0	2	0	14.0
11/25	at Ole Miss	3	8	2	19	.316	1	0	2	0	5	0	3	0	3	0	9.5
11/26	at Ole Miss	5	13	4	30	.300	1	0	3	1	12	1	3	0	4	0	15.5
12/02	Florida A&M	3	6	3	14	.214	1	3	0	0	4	0	2	0	2	0	10.0
12/03	Iowa State	3	12	4	25	.320	3	1	3	0	11	0	3	0	3	0	14.5
12/08	vs Pittsburgh	4	13	4	31	.290	3	0	1	0	9	0	2	0	2	0	14

2021 (Freshman at Florida)

DATE	OPPONENT	SP	K	E	ATT	HIT%	AST	SA	SE	RE	DIG	BS	BA	BE	BLK	BHE	PTS
8/27	vs San Francisco	3	8	0	12	.667	1	1	2	0	4	0	2	0	2	0	10
8/28	vs UC Davis	3	9	3	17	.353	0	0	3	0	6	0	2	1	2	0	10
8/28	at Sacramento St.	3	4	1	11	.273	0	1	3	0	8	1	1	0	2	0	6.5
8/31	at Stanford	4	12	4	29	.276	0	0	2	1	4	0	4	0	4	0	14
9/05	Minnesota	4	16	4	26	.462	0	0	3	0	7	0	2	0	2	0	17.0
9/10	Baylor	4	5	7	23	-.087	1	1	1	0	7	0	6	1	6	0	9.0
9/11	Baylor	2	3	5	10	-.200	0	0	1	0	2	0	1	0	1	0	3.5
9/15	at Florida St.	3	1	1	4	.000	0	0	1	0	0	0	0	0	0	0	1
9/18	Coastal Carolina	1	0	2	3	-.667	0	0	0	0	0	0	0	0	0	0	0.0
9/19	Coastal Carolina	2	1	0	2	.500	0	0	1	0	0	0	0	0	0	0	1.0
9/23	Mississippi State	2	4	1	8	.375	0	0	0	0	1	0	0	0	0	0	4.0
9/24	Mississippi State	4	9	2	26	.269	0	0	0	0	3	0	5	0	5	0	11.5
9/29	at Georgia	3	8	2	15	.400	0	2	3	0	6	0	3	0	3	0	11.5
10/02	Ole Miss	3	9	0	13	.692	1	0	2	0	7	0	1	0	1	0	9.5
10/03	Ole Miss	3	9	2	21	.333	0	1	3	0	5	1	5	0	6	0	13.5
10/09	at LSU	4	13	6	34	.206	1	0	1	0	5	0	5	0	5	0	15.5
10/10	at LSU	4	8	6	39	.051	0	1	1	1	9	0	1	0	1	0	9.5
10/16	Texas A&M	3	8	2	17	.353	2	1	1	0	6	0	3	0	3	0	10.5
10/20	at Alabama	3	8	1	16	.438	0	0	4	0	6	0	4	0	4	0	10
10/30	at Missouri	3	4	3	15	.067	0	0	3	0	6	0	5	0	5	0	6.5
11/04	Tennessee	4	9	4	25	.200	0	0	1	0	11	0	4	0	4	0	11.0
11/12	at Arkansas	3	7	5	17	.118	0	0	0	0	8	0	2	2	2	0	8
11/13	at Arkansas	5	10	6	29	.138	0	0	3	0	17	0	3	0	3	0	11.5
11/17	Auburn	3	6	8	17	-.118	0	1	2	0	4	0	1	0	1	0	7.5
11/20	South Carolina	3	6	2	16	.250	0	1	1	0	6	0	5	0	5	0	9.5
11/21	South Carolina	3	10	2	20	.400	1	0	2	0	5	0	4	0	4	0	12.0
11/26	at Kentucky	3	8	4	19	.211	0	0	1	0	7	0	2	0	2	0	9
11/27	at Kentucky	3	7	5	26	.077	1	0	4	0	3	0	4	1	4	0	9
12/02	Florida A&M	3	5	4	14	.071	0	3	1	0	4	0	3	0	3	0	9.5
12/03	Miami	3	7	1	19	.316	0	2	3	0	8	0	3	0	3	0	10.5
12/09	at Louisville	3	3	2	8	.125	1	0	2	0	8	0	3	1	3	0	4.5





22 LINDSAY KRAUSE

JUNIOR • OUTSIDE HITTER • 6-4 • PAPILLION, NEB. (SKUTT CATHOLIC HS)

HONORS & AWARDS

- NCAA Austin Regional All-Tournament Team (2021)
- Big Ten All-Freshman Team (2021)
- Big Ten Freshman of the Week (Sept. 27, 2021)
- Academic All-District (2022)
- Academic All-Big Ten (2022; Beach-2023)
- Nebraska Scholar-Athlete Honor Roll (Fall 2021; Spring 2022)
- Tom Osborne Citizenship Team (2022, 2023)



2022 (SOPHOMORE)

- Played in 31 matches and averaged 2.26 kills per set with a .271 hitting percentage, and totaled 44 blocks and 45 digs on the season
- Closed out the year averaging 2.72 kills per set on .359 hitting over the final 12 matches
- Tied her career high with 16 kills while hitting .324 with six blocks in the NCAA regional semifinal against No. 9 Oregon (Dec. 8)
- Had 16 kills with three blocks in a 3-2 win at No. 17 Creighton (Sept. 7)
- Totaled 13 kills and hit .357 with four digs in the NCAA second round against Kansas (Dec. 2)
- Posted 14 kills on .379 hitting in a 3-2 win at Northwestern (Nov. 6)
- Had 12 kills on .370 hitting vs. No. 3 Wisconsin (Nov. 25)
- Finished with 10 kills on a career-high .667 hitting percentage at Iowa (Nov. 18)
- Followed with 11 kills against No. 9 Minnesota (Nov. 26)
- Had 10 kills and hit .500 in a sweep of Delaware State (Dec. 1)
- Posted six kills and a pair of digs against Ole Miss (Sept. 3)
- Recorded nine kills against Pepperdine (Aug. 27) and Stanford (Sept. 13)
- Tallied nine kills on .304 hitting in a sweep at No. 13 Kentucky (Sept. 18)
- Had six kills on 14 swings for a .429 hitting percentage in a sweep of Michigan State (Sept. 23)
- Also had nine kills with three digs and two blocks in a 3-2 win over No. 7 Ohio State (Sept. 24)
- Notched five kills with a .455 hitting percentage at Rutgers (Sept. 30)
- Had six kills and three blocks while hitting .353 in a sweep at No. 24 Michigan (Oct. 8)
- Recorded four kills on .400 hitting with three blocks in a 3-0 sweep of No. 14 Penn State (Oct. 14)
- Tallied seven kills on .462 hitting with three blocks in a 3-0 sweep of Maryland (Oct. 29)
- Had eight kills and hit .471 in a 3-0 win over Indiana (Nov. 2)

2021 (FRESHMAN)

- Recognized with a spot on the Big Ten All-Freshman Team after averaging 2.38 kills per set with 267 total kills, second-most on the team
- Finished with double-digit kills 13 times and hit .300 or better on 12 occasions
- Made her Husker debut with six kills, a season-high eight digs and five blocks vs. Colgate (Aug. 27)
- Put up a career-high 10 blocks with 12 kills and seven digs vs. Omaha (Sept. 3)
- Totaled a season-high 15 kills with five blocks vs. No. 20 Utah (Sept. 11)
- Opened Big Ten play with a season-high-tying 15 kills on .500 hitting alongside four digs and two blocks at Northwestern (Sept. 22)
- Hit .500 again in the next match vs. Iowa (Sept. 25), finishing with 12 kills
- Honored as Big Ten Freshman of the Week on Sept. 27
- Collected 13 kills on .313 hitting with three blocks vs. No. 7 Purdue (Oct. 23)
- Tallied 12 kills and six blocks in a five-set marathon at No. 11 Minnesota (Oct. 30)
- Came up with 13 kills on .500 hitting to go with five blocks and four digs at No. 2 Texas in the NCAA regional final (Dec. 11)
- Named to the NCAA Austin Regional All-Tournament Team after averaging 3.00 kills, 1.14 blocks and 0.86 digs per set
- Finished with nine kills and three blocks vs. No. 3 Pittsburgh in the NCAA semifinal (Dec. 16)
- Capped the season with 12 kills, five blocks and six digs vs. No. 4 Wisconsin in the NCAA title match (Dec. 18)

HIGH SCHOOL/CLUB

- Named the 2020 High School National Player of the Year by VolleyballMag.com and the 2019 High School National Junior of the Year by PrepVolleyball.com

CAREER STATISTICS

Year	SP-MP	K	K/S	E	TA	PCT	A	A/S	SA	SA/S	SE	DIG	D/S	RE	BS	BA	TB	B/S	BE	BHE	PTS	PTS/S
2021	112-33	267	2.38	104	725	0.225	7	0.06	1	0.01	3	88	0.79	4	3	87	90.0	0.8	4	0	314.5	2.81
2022	106-31	240	2.26	73	617	0.271	9	0.08	0	0	2	45	0.42	4	2	42	44.0	0.42	5	0	262.0	2.47
Total	218-64	507	2.33	177	1342	0.246	16	0.07	1	0.00	5	133	0.61	8	5	129	134.0	0.6	9	0	576.5	2.64

- Was an Under Armour First-Team All-American in 2020 and selected to compete in the Under Armour All-American game (which was canceled due to COVID-19)
- Named a three-time PrepVolleyball.com All-American and two-time MaxPreps All-American
- Played on the USA U18 National Team that won gold at the NORCECA Championship in Honduras in 2018
- Won gold with the USA U18 National Team at the 2019 FIVB U18 World Championship in Egypt, a first for the U.S. in that age group
- Member of the 2020 USA Women's Junior National Team Training program
- Helped the USA to a fifth-place finish at the FIVB U20 World Championships in Netherlands and Belgium in 2021, its highest finish in a decade
- Named the Nebraska Gatorade Volleyball Player of the Year in 2019 and 2020, the first and only back-to-back winner of the award
- Was a four-time Omaha World-Herald All-Nebraska selection and four-time Lincoln Journal Star Super-State selection
- Led Skutt Catholic to four Nebraska Class B state titles and finished her career with 1,449 kills and 135 solo blocks in 338 sets played
- Helped her club team, Premier Nebraska 18 Gold, win the gold medal at the USAV National Championships - Open Division
- Took the silver medal with Premier Nebraska 15 Gold at the USAV National Championships - National Division
- Also earned second-team all-state honors in basketball for Skutt Catholic in 2020-21
- Ranked the No. 1 outside hitter and No. 2 overall prospect by PrepVolleyball.com and the No. 1 prospect in the nation by VolleyballMag.com

PERSONAL

- Born on Dec. 11, 2002, in Omaha, Neb.
- Parents are Pat Krause and JoAnna Draper
- Major is English



CAREER MATCH-BY-MATCH

2022 (Sophomore)

DATE	OPPONENT	SP	K	E	ATT	HIT%	AST	SA	SE	RE	DIG	BS	BA	BE	BLK	BHE	PTS
8/26	A&M-Corpus Christi	3	4	0	10	.400	0	0	0	0	2	0	1	0	1	0	4.5
8/27	Pepperdine	3	9	4	31	.161	0	0	0	0	0	0	0	0	0	0	9
9/01	LMU (CA)	3	4	2	12	.167	2	0	0	0	0	0	2	0	2	0	5
9/03	Ole Miss	3	6	2	15	.267	0	0	0	0	2	0	0	0	0	0	6
9/07	at Creighton	5	16	6	44	.227	0	0	0	0	2	0	3	0	3	0	17.5
9/10	Long Beach St.	3	6	3	19	.158	0	0	0	0	1	0	0	0	0	0	6
9/13	Stanford	4	9	3	30	.200	1	0	0	1	2	0	2	0	2	0	10
9/18	at Kentucky	3	9	2	23	.304	0	0	0	0	2	0	1	0	1	0	9.5
9/23	Michigan St.	3	6	0	14	.429	0	0	0	1	1	0	0	0	0	0	6
9/24	Ohio St.	5	9	8	32	.031	0	0	0	0	3	0	2	0	2	0	10
9/30	at Rutgers	3	5	0	11	.455	0	0	0	0	2	0	0	0	0	0	5
10/02	at Maryland	4	6	7	24	-.042	1	0	0	0	2	0	1	1	1	0	6.5
10/06	at Michigan St.	3	5	2	14	.214	1	0	1	0	1	0	0	0	0	0	5
10/08	at Michigan	3	6	0	17	.353	0	0	0	0	1	0	3	1	3	0	7.5
10/14	Penn St.	3	4	0	10	.400	0	0	0	0	2	0	0	0	0	0	5
10/16	Northwestern	3	6	2	20	.200	0	0	0	0	1	0	1	0	1	0	6.5
10/19	at Purdue	3	3	3	9	.000	0	0	0	0	1	0	1	0	1	0	3.5
10/22	at Illinois	3	6	2	13	.308	0	0	0	0	1	0	2	0	2	0	6
10/26	at Wisconsin	3	3	1	13	.154	0	0	0	0	1	0	2	0	2	0	4
10/29	Maryland	3	7	1	13	.462	0	0	0	0	1	0	3	0	3	0	8.5
11/02	Indiana	3	8	0	17	.471	0	0	0	0	0	1	1	0	2	0	9.5
11/06	at Northwestern	5	14	3	29	.379	0	0	0	0	2	0	1	0	1	0	14.5
11/11	Iowa	3	5	2	11	.273	0	0	0	0	0	0	0	0	0	0	5
11/13	at Ohio St.	4	5	3	22	.091	0	0	0	0	4	0	1	0	1	0	5.5
11/18	at Iowa	3	10	0	15	.667	1	0	0	0	1	0	1	1	1	0	10.5
11/20	Purdue	3	7	2	15	.333	0	0	0	0	2	0	1	1	1	0	7.5
11/25	Wisconsin	4	12	2	27	.370	1	0	0	0	1	0	1	1	1	0	12.5
11/26	Minnesota	3	11	5	25	.240	0	0	0	0	0	0	0	0	0	0	11
12/01	Delaware St.	3	10	0	20	.500	0	0	1	1	2	0	2	0	2	0	11
12/02	Kansas	4	13	3	28	.357	1	0	0	1	4	0	2	0	2	0	14
12/08	vs Oregon	5	16	5	34	.324	1	0	0	0	1	1	5	0	6	0	19.5

2021 (Freshman)

DATE	OPPONENT	SP	K	E	ATT	HIT%	AST	SA	SE	RE	DIG	BS	BA	BE	BLK	BHE	PTS
8/27	Colgate	3	6	3	16	.188	1	0	0	0	8	0	5	0	5	0	8.5
8/28	Kansas St.	4	12	7	32	.156	0	1	1	2	5	0	2	0	2	0	14
9/03	Omaha	5	12	5	37	.189	0	0	0	0	7	1	9	0	10	0	17.5
9/03	Georgia	2	1	4	5	-.600	0	0	0	0	0	0	1	0	1	0	1.5
9/04	Arizona St.	2	0	0	0	0	0	0	0	0	0	0	0	0	0	0	0
9/08	at Creighton	3	1	0	6	.167	0	0	0	0	0	0	2	0	2	0	2
9/11	Utah	5	15	2	41	.317	1	0	0	1	3	0	5	0	5	0	17.5
9/14	at Stanford	4	10	7	34	.088	0	0	0	0	1	0	3	0	3	0	11.5
9/18	Louisville	3	3	2	13	.077	0	0	0	0	1	0	0	0	0	0	3
9/22	at Northwestern	4	15	2	26	.500	0	0	0	0	4	0	2	1	2	0	16
9/25	Iowa	3	12	1	22	.500	1	0	0	0	3	0	1	0	1	0	12.5
10/01	Michigan	3	7	1	16	.375	0	0	0	0	0	0	4	1	4	0	9
10/03	Michigan St.	3	9	2	23	.304	0	0	1	0	2	0	2	0	2	0	10
10/08	at Penn St.	4	11	5	29	.207	1	0	0	0	1	0	2	0	2	0	12.0
10/10	at Rutgers	3	9	1	19	.421	0	0	0	0	4	0	0	0	0	0	9
10/13	Indiana	3	10	2	20	.400	1	0	0	0	2	0	2	1	2	0	11
10/16	Illinois	3	7	2	19	.263	0	0	0	0	1	0	3	0	3	0	8.5
10/20	at Iowa	3	8	1	28	.250	0	0	0	1	5	0	2	0	2	0	9
10/23	Purdue	4	13	3	32	.313	0	0	0	0	1	0	3	0	3	0	14.5
10/27	Wisconsin	3	9	5	28	.143	0	0	0	0	5	0	3	0	3	0	10.5
10/30	at Minnesota	5	12	8	47	.085	2	0	1	0	2	1	5	0	6	0	15.5
11/04	at Illinois	3	4	3	20	.050	0	0	0	0	5	0	0	0	0	0	4
11/06	at Ohio St.	3	4	3	21	.048	0	0	0	0	3	0	2	0	2	0	5
11/12	Maryland	2	2	2	9	.000	0	0	0	0	1	0	1	1	1	0	2.5
11/14	at Indiana	4	11	7	32	.125	0	0	0	0	6	1	2	0	3	0	13
11/19	Penn St.	2	3	3	9	.000	0	0	0	0	0	0	1	0	1	0	3.5
11/27	at Purdue	4	6	3	18	.167	0	0	0	0	2	0	3	0	3	0	7.5
12/03	Campbell	3	5	1	9	.444	0	0	0	0	1	0	2	0	2	0	6
12/04	Florida St.	3	8	4	22	.182	0	0	0	0	3	0	4	0	4	0	10
12/09	vs Illinois	3	8	2	14	.429	0	0	0	0	2	0	3	0	3	0	9.5
12/11	at Texas	4	13	2	22	.500	0	0	0	0	4	0	5	0	5	0	15.5
12/16	vs Pittsburgh	4	9	2	19	.368	0	0	0	0	0	0	3	0	3	0	10.5
12/18	vs Wisconsin	5	12	9	37	.081	0	0	0	0	6	0	5	0	5	0	14.5



9 KENNEDI ORR

JUNIOR • SETTER • 6-0 • EAGAN, MINN. (EAGAN HS)

HONORS & AWARDS

- Big Ten Distinguished Scholar (2022)
- Academic All-Big Ten (2022; Beach-2022)
- Arthur Ashe Jr. Sports Scholar Award (2022)
- Nebraska Scholar-Athlete Honor Roll (Fall 2021, 2022; Spring 2021, 2022)
- Tom Osborne Citizenship Team (2022, 2023)



2022 (SOPHOMORE)

- In her second season with the Huskers, played in 17 matches and recorded 5.11 assists per set and 1.98 digs per set in 53 sets played
- Put up a season-high 27 assists, six digs and a season-best five blocks in a sweep of Pepperdine (Aug. 27)
- Had 26 assists and seven digs in a sweep of Texas A&M-Corpus Christi (Aug. 26)
- Subbed in late in the third set against Stanford and finished with eight assists and three digs (Sept. 17)
- Had 14 assists and eight digs in a sweep of Michigan State (Sept. 23)
- Set 20 assists with nine digs, two blocks and a kill in a 3-2 win over No. 7 Ohio State (Sept. 24)
- Had 17 assists with nine digs and a season-best three aces at Rutgers (Sept. 30)
- Put up 18 assists with seven digs, two blocks and one ace at Maryland (Oct. 2)
- Also put up 26 assists with six digs in a 3-0 sweep at No. 24 Michigan (Oct. 8)
- Made an appearance at No. 6 Ohio State and had eight assists and two digs (Nov. 13)
- Moved back into the Huskers' starting lineup at Iowa and had 11 assists and eight digs (Nov. 18)
- Tallied 18 assists and six digs vs. No. 9 Minnesota (Nov. 26)
- Totaled 10 assists and a season-best 10 digs in a 3-0 win over Delaware State (Dec. 1)

2021 (FRESHMAN)

- Appeared in two matches to open the season at the Husker Invitational
- Averaged 7.29 assists, 2.86 digs and 0.43 blocks per set for the season
- Made her career debut with 17 assists, 10 digs and two blocks vs. Colgate (Aug. 27)
- Posted a season-high 34 assists, 10 digs and a block vs. Kansas State (Aug. 28)

HIGH SCHOOL/CLUB

- Named the Minnesota Volleyball Gatorade Player of the Year in 2018 and 2019
- Was a three-time PrepVolleyball.com All-American and two-time MaxPreps All-American
- Won gold with the U.S. U18 National Team at the FIVB U18 World Championship in Egypt, a first for the U.S. in that age group
- Played on the U.S. U18 National Team that won gold at the NORCECA Championship in Honduras in 2018
- Named best setter at both the 2019 FIVB World Championships and at NORCECA in 2018
- Started at setter for Eagan High School since the end of seventh grade, playing six varsity seasons
- Helped Eagan to two state titles in 2015 and 2016 and three runner-up state finishes in 2017, 2018 and 2019
- Named the 2020 Minnesota High School Volleyball Player of the Year
- Selected as the 2019 Star Tribune Metro Volleyball Player of the Year in Minnesota
- Was an all-conference selection four times and an all-state tournament team member three times
- Played club for Northern Lights and was a member of the U17 team that won the gold medal at USA Volleyball's Junior Olympics in 2018
- Named the MVP at USA Volleyball's Junior Olympics in 2018
- Ranked the No. 1 overall prospect and No. 1 setter by PrepVolleyball.com

PERSONAL

- Born on Nov. 7, 2002
- Parents are Lorenzo and Gretchen Orr
- Major is communication studies

CAREER STATISTICS

Year	SP-MP	K	K/S	E	TA	PCT	A	A/S	SA	SA/S	SE	DIG	D/S	RE	BS	BA	TB	B/S	BE	BHE	PTS	PTS/S
2021	7-2	1	0.14	0	5	0.200	51	7.29	0	0	4	20	2.86	0	0	3	3.0	0.43	0	2	2.5	0.36
2022	53-17	4	0.08	1	16	0.188	271	5.11	5	0.09	27	105	1.98	0	1	11	12.0	0.23	2	21	15.5	0.29
Total	60-19	5	0.08	1	21	0.190	322	5.37	5	0.08	31	125	2.08	0	1	14	15.0	0.3	2	23	18.0	0.30

CAREER MATCH-BY-MATCH

2022 (Sophomore)

DATE	OPPONENT	SP	K	E	ATT	HIT%	AST	SA	SE	RE	DIG	BS	BA	BE	BLK	BHE	PTS
8/26	A&M-Corpus Christi	3	1	0	4	.250	26	1	3	0	7	0	1	0	1	1	2.5
8/27	Pepperdine	3	2	1	7	.143	27	0	4	0	6	0	5	0	5	0	4.5
9/03	Ole Miss	3	0	0	0	0	5	0	2	0	5	0	0	0	0	2	0
9/13	Stanford	2	0	0	0	0	8	0	2	0	3	0	1	0	1	1	0.5
9/18	at Kentucky	3	0	0	1	.000	20	0	1	0	4	0	0	0	0	1	0
9/23	Michigan St.	3	0	0	0	0	14	0	2	0	8	1	0	0	1	0	1
9/24	Ohio St.	5	1	0	1	1.000	20	0	2	0	9	0	2	0	2	2	2
9/30	at Rutgers	3	0	0	1	.000	17	3	3	0	9	0	0	0	0	2	3
10/02	at Maryland	4	0	0	2	.000	18	1	1	0	7	0	2	1	2	7	2
10/06	at Michigan St.	3	0	0	0	0	13	0	1	0	6	0	0	0	0	1	0
10/08	at Michigan	3	0	0	0	0	26	0	1	0	6	0	0	0	0	0	0
11/13	at Ohio St.	2	0	0	0	0	8	0	0	0	2	0	0	0	0	0	0
11/18	at Iowa	3	0	0	0	0	11	0	1	0	8	0	0	0	0	0	0
11/20	Purdue	3	0	0	0	0	13	0	0	0	4	0	0	0	0	0	0
11/25	Wisconsin	4	0	0	0	0	17	0	0	0	5	0	0	0	0	1	0
11/26	Minnesota	3	0	0	0	0	18	0	3	0	6	0	0	1	0	1	0
12/01	Delaware St.	3	0	0	0	0	10	0	1	0	10	0	0	0	0	2	0

2021 (Freshman)

DATE	OPPONENT	SP	K	E	ATT	HIT%	AST	SA	SE	RE	DIG	BS	BA	BE	BLK	BHE	PTS
8/27	Colgate	3	1	0	2	.500	17	0	1	0	10	0	2	0	2	0	2
8/28	Kansas St.	4	0	0	3	.000	34	0	3	0	10	0	1	0	1	2	0.5





8 LEXI RODRIGUEZ

JUNIOR • DS/LIBERO • 5-5 • STERLING, ILL. (STERLING HS)

HONORS & AWARDS

- AVCA National Freshman of the Year (2021)
- AVCA All-America First Team (2021)
- AVCA All-America Second Team (2022)
- Academic All-America Third Team (2022)
- AVCA North Region Freshman of the Year (2021)
- AVCA All-Region Team (2021, 2022)
- Big Ten Defensive Player of the Year (2021)
- All-Big Ten First Team (2021, 2022)
- Big Ten All-Freshman Team (2021)
- Big Ten Freshman of the Week (four times)
- Big Ten Defensive Player of the Week (Oct. 25, 2021; Nov. 15, 2021; Oct. 10, 2022)
- Nebraska Female Newcomer of the Year (2021-22)
- Husker Invitational All-Tournament Team (2022)
- Ameritas Players Challenge All-Tournament Team (2022)
- Academic All-District (2022)
- Academic All-Big Ten (2022; Beach-2022, 2023)
- Nebraska Scholar-Athlete Honor Roll (Fall 2022; Spring 2021)
- Tom Osborne Citizenship Team (2022, 2023)



2022 (SOPHOMORE)

- Named an AVCA Second-Team All-American and was a unanimous All-Big Ten First Team selection and an AVCA All-Region Team member for the second consecutive year
- Led the Huskers to a nation-leading .128 opponent hitting percentage with 4.26 digs per set
- Also recorded 25 service aces and had 135 assists in the Huskers' 6-2 system
- Selected Big Ten Co-Defensive Player of the Week on Oct. 10 after averaging 6.00 digs per set in sweeps at Michigan State and No. 24 Michigan
- Posted a season-high 25 digs in the sweep at No. 24 Michigan (Oct. 8)
- Recorded 24 digs and eight assists at No. 6 Ohio State (Nov. 13)
- Had 16 digs and six set assists against Tulsa (Aug. 26) and was named to the Ameritas Players Challenge All-Tournament Team
- Named to the Husker Invitational All-Tournament Team after totaling 23 digs, seven set assists and two service aces in sweeps of LMU and Ole Miss
- Provided 18 digs and seven assists in a 3-2 win at No. 17 Creighton (Sept. 7)
- Recorded 15 digs and seven assists as the Huskers swept No. 13 Kentucky (Sept. 18)
- Made 19 digs in a 3-2 win over No. 7 Ohio State, and added three assists, one ace and her second career kill (Sept. 24)
- Served three aces, a career high, and had nine digs and six assists at Rutgers (Sept. 30)
- Totaled 19 digs with two aces and four set assists in a 3-0 win over Delaware State (Dec. 1)

2021 (FRESHMAN)

- Recognized as the AVCA National Freshman of the Year, a first-team AVCA All-American, North Region Freshman of the Year and first-team All-North Region
- Won Big Ten Defensive Player of the Year and was a first-team All-Big Ten and Big Ten All-Freshman Team selection
- Captured six weekly Big Ten awards, including four as Freshman of the Week (Aug. 30, Oct. 11, Oct. 18 and Nov. 29) and two as Defensive Player of the Week (Oct. 18 and Nov. 15)
- Appeared in all 34 matches, averaging 4.33 digs and 1.10 assists per set while adding 16 aces
- Finished the season with 524 digs, which ranked fifth in school history and set a Nebraska freshman record
- Set a career high with 28 digs to go with five assists in a five-set marathon at No. 11 Minnesota (Oct. 30)
- Matched her career high of 28 digs and added four assists at No. 6 Purdue (Nov. 27)
- Totaled at least 15 digs in 18 matches and 20+ digs eight times
- Made her career debut with 16 digs and six assists vs. Colgate (Aug. 27)
- Tallied 24 digs vs. Omaha, followed by 10 digs and a season-high nine assists vs. Georgia (Sept. 3)
- Earned a spot on the Ameritas Players Challenge All-Tournament Team
- Had 20 digs, four assists and an ace in an upset of No. 2 Texas in the NCAA regional final (Dec. 11)
- Following the season, named team captain for the U.S. U21 National Team that won gold at the Pan American Cup in Mexico
- Recorded 24 digs and 12 excellent receptions in the gold-medal win over Argentina

HIGH SCHOOL/CLUB

- Named the 2019-20 Illinois Volleyball Gatorade Player of the Year
- Was a two-time PrepVolleyball.com and MaxPreps All-American
- Named the best volleyball player in Illinois by MaxPreps in 2020
- Helped the United States to a fifth-place finish at the FIVB U20 World Championship in 2021, its highest finish in a decade
- Was the Americans' starting libero for all eight matches and led Team USA in digs and ranked eighth among all players at the U20 World Championship in digs
- Was a member of the 2020 U.S. Women's Junior National Team Training program
- Was a member of the 2019 U.S. U18 National Team that won the FIVB Volleyball Girls' U18 World Championship in Egypt
- Played three varsity seasons for Sterling High School (senior season was canceled)

CAREER STATISTICS

Year	SP-MP	K	K/S	E	TA	PCT	A	A/S	SA	SA/S	SE	DIG	D/S	RE	BS	BA	TB	B/S	BE	BHE	PTS	PTS/S
2021	121-34	1	0.01	0	11	0.091	133	1.10	16	0.13	36	524	4.33	16	0	0	0	0	0	1	17.0	0.14
2022	109-32	1	0.01	0	4	0.250	135	1.24	25	0.23	43	464	4.26	17	0	0	0	0	0	0	26.0	0.24
TOTAL	230-66	2	0.01	0	15	0.133	268	1.17	41	0.18	79	988	4.30	33	0	0	0	0.0	0	1	43.0	0.19

- Finished with 120 career aces and averaged 7.2 digs per set
- Helped Sterling claim the Illinois 3A state title in 2018 and 2019
- Named first-team all-conference and all-state all three years
- Named to the Sauk Valley Media All-Area Team three times and was the 2019 Sauk Valley Media Player of the Year
- Set the school record for single-match digs, single-season digs and career digs
- Played club for Sports Performance and Fusion
- Was a four-time national finalist and a three-time national champion in the open division
- Was a three-time AAU All-America selection
- Ranked the No. 10 overall prospect and No. 1 libero by PrepVolleyball.com

PERSONAL

- Born on March 11, 2003
- Parents are Chris and Crystal Rodriguez
- Major is advertising and public relations

**CAREER MATCH-BY-MATCH****2022 (Sophomore)**

DATE	OPPONENT	SP	K	E	ATT	HIT%	AST	SA	SE	RE	DIG	BS	BA	BE	BLK	BHE	PTS
8/26	A&M-Corpus Christi	3	0	0	0	0	2	2	2	1	12	0	0	0	0	0	2
8/26	Tulsa	3	0	0	0	0	6	1	2	0	16	0	0	0	0	0	1
8/27	Pepperdine	3	0	0	0	0	5	0	2	0	11	0	0	0	0	0	0
9/01	LMU (CA)	3	0	0	0	0	0	0	1	0	14	0	0	0	0	0	0
9/03	Ole Miss	3	0	0	0	0	7	2	2	2	9	0	0	0	0	0	2
9/07	at Creighton	5	0	0	0	0	7	0	1	0	18	0	0	0	0	0	0
9/10	Long Beach St.	3	0	0	0	0	5	1	1	1	15	0	0	0	0	0	1
9/13	Stanford	4	0	0	0	0	2	0	2	0	13	0	0	0	0	0	0
9/18	at Kentucky	3	0	0	0	0	7	0	2	0	15	0	0	0	0	0	0
9/23	Michigan St.	3	0	0	0	0	6	0	2	0	13	0	0	0	0	0	0
9/24	Ohio St.	5	1	0	2	.500	3	1	3	0	19	0	0	0	0	0	2
9/30	at Rutgers	3	0	0	0	0	6	3	0	0	9	0	0	0	0	0	3
10/02	at Maryland	4	0	0	0	0	3	0	1	0	19	0	0	0	0	0	0
10/06	at Michigan St.	3	0	0	0	0	2	1	0	0	11	0	0	0	0	0	1
10/08	at Michigan	3	0	0	1	.000	1	2	0	0	25	0	0	0	0	0	2
10/14	Penn St.	3	0	0	0	0	2	0	2	0	16	0	0	0	0	0	0
10/16	Northwestern	3	0	0	0	0	1	0	1	0	10	0	0	0	0	0	0
10/19	at Purdue	3	0	0	0	0	1	0	1	0	9	0	0	0	0	0	0
10/22	at Illinois	3	0	0	0	0	9	0	0	1	9	0	0	0	0	0	0
10/26	at Wisconsin	3	0	0	0	0	4	0	1	1	12	0	0	0	0	0	0
10/29	Maryland	3	0	0	0	0	3	2	2	0	13	0	0	0	0	0	2
11/02	Indiana	3	0	0	1	.000	2	1	0	1	10	0	0	0	0	0	1
11/06	at Northwestern	5	0	0	0	0	7	0	4	1	10	0	0	0	0	0	0
11/11	Iowa	3	0	0	0	0	4	2	2	1	17	0	0	0	0	0	2
11/13	at Ohio St.	4	0	0	0	0	8	1	2	1	24	0	0	0	0	0	1
11/18	at Iowa	3	0	0	0	0	7	1	0	0	19	0	0	0	0	0	1
11/20	Purdue	3	0	0	0	0	3	0	1	3	17	0	0	0	0	0	0
11/25	Wisconsin	4	0	0	0	0	5	1	2	0	17	0	0	0	0	0	1
11/26	Minnesota	3	0	0	0	0	4	1	0	1	11	0	0	0	0	0	1
12/01	Delaware St.	3	0	0	0	0	4	2	1	2	19	0	0	0	0	0	2
12/02	Kansas	4	0	0	0	0	2	0	1	1	14	0	0	0	0	0	0
12/08	vs Oregon	5	0	0	0	0	7	1	0	0	18	0	0	0	0	0	1

2021 (Freshman)

DATE	OPPONENT	SP	K	E	ATT	HIT%	AST	SA	SE	RE	DIG	BS	BA	BE	BLK	BHE	PTS
8/27	Colgate	3	0	0	0	0	6	0	0	0	15	0	0	0	0	0	0
8/28	Kansas St.	4	0	0	0	0	1	0	1	0	21	0	0	0	0	0	0
9/03	Omaha	5	0	0	1	.000	0	1	0	1	24	0	0	0	0	0	1
9/03	Georgia	4	0	0	1	.000	9	1	1	1	10	0	0	0	0	0	1
9/04	Arizona St.	3	0	0	0	0	4	1	3	0	12	0	0	0	0	0	1
9/08	at Creighton	3	0	0	1	.000	3	0	1	0	17	0	0	0	0	0	0
9/11	Utah	5	1	0	1	1.000	7	0	1	0	15	0	0	0	0	0	1
9/14	at Stanford	4	0	0	0	0	2	0	1	0	16	0	0	0	0	0	0
9/18	Louisville	3	0	0	0	0	4	0	1	0	6	0	0	0	0	0	0
9/22	at Northwestern	4	0	0	1	.000	1	0	1	0	7	0	0	0	0	0	0
9/25	Iowa	3	0	0	0	0	2	1	0	0	10	0	0	0	0	0	1
10/01	Michigan	3	0	0	0	0	2	0	2	1	8	0	0	0	0	0	0
10/03	Michigan St.	3	0	0	0	0	2	0	1	1	17	0	0	0	0	0	0
10/08	at Penn St.	4	0	0	0	0	4	0	3	0	19	0	0	0	0	0	0.0
10/10	at Rutgers	3	0	0	0	0	4	2	1	0	17	0	0	0	0	0	2
10/13	Indiana	3	0	0	0	0	9	1	0	1	9	0	0	0	0	0	1
10/16	Illinois	3	0	0	0	0	3	0	4	0	17	0	0	0	0	0	0
10/20	at Iowa	3	0	0	0	0	3	2	0	0	17	0	0	0	0	0	2
10/23	Purdue	4	0	0	1	.000	6	0	2	1	24	0	0	0	0	0	0
10/27	Wisconsin	3	0	0	0	0	2	0	0	0	11	0	0	0	0	0	0
10/30	at Minnesota	5	0	0	0	0	5	0	0	2	28	0	0	0	0	0	0
11/04	at Illinois	3	0	0	0	0	5	0	1	1	14	0	0	0	0	0	0
11/06	at Ohio St.	3	0	0	1	.000	4	1	2	0	10	0	0	0	0	0	1
11/12	Maryland	3	0	0	0	0	5	1	0	0	22	0	0	0	0	0	1
11/14	at Indiana	4	0	0	1	.000	6	3	3	0	22	0	0	0	0	0	3
11/19	Penn St.	3	0	0	0	0	3	0	0	0	13	0	0	0	0	0	0
11/26	at Wisconsin	4	0	0	0	0	5	0	1	1	13	0	0	0	0	0	0
11/27	at Purdue	4	0	0	1	.000	4	0	2	0	28	0	0	0	0	0	0
12/03	Campbell	3	0	0	0	0	1	0	0	0	10	0	0	0	0	0	0
12/04	Florida St.	3	0	0	0	0	6	0	1	1	18	0	0	0	0	0	0
12/09	vs Illinois	3	0	0	0	0	4	1	1	2	8	0	0	0	0	1	1
12/11	at Texas	4	0	0	2	.000	4	1	0	0	20	0	0	0	0	0	1
12/16	vs Pittsburgh	4	0	0	0	0	3	0	1	2	13	0	0	0	0	0	0
12/18	vs Wisconsin	5	0	0	0	0	4	0	1	1	13	0	0	0	0	0	0



5 BEKKA ALLICK

SOPHOMORE • MIDDLE BLOCKER • 6-4 • LINCOLN, NEB. (WAVERLY HS)

HONORS & AWARDS

- AVCA All-Region Team (2022)
- All-Big Ten Second Team (2022)
- All-Big Ten Freshman Team (2022)
- Big Ten Freshman of the Week (Oct. 17, 2022; Oct. 24, 2022)
- Nebraska Scholar-Athlete Honor Roll (Fall 2022; Spring 2022)
- Sam Foltz 27 Hero Leadership Award (2023)
- Tom Osborne Citizenship Team (2023)



2022 (FRESHMAN)

- Named to the AVCA All-Region Team after finishing her first season as a Husker with 1.89 kills per set, 1.01 blocks per set and a team-high .326 hitting percentage
- Also served 10 aces and made 50 digs in 29 matches played
- Was an All-Big Ten Second Team and a unanimous All-Big Ten Freshman Team member
- Named Big Ten Freshman of the Week twice
- Posted nine kills on .571 hitting in a 3-0 win over Northwestern (Oct. 16), and was named the Big Ten Freshman of the Week on Oct. 17
- Repeated as Big Ten Freshman of the Week on Oct. 24 after 12 kills on .611 hitting with four blocks at No. 12 Purdue and seven kills on .462 hitting with a block and an ace at Illinois
- Had a career-high 13 kills on .647 hitting at No. 5 Wisconsin (Oct. 26)
- In the rematch against the Badgers, had nine kills and six blocks (Nov. 25)
- Totaled nine kills on .563 hitting in the NCAA second round win against Kansas (Dec. 2)
- Made her collegiate debut against Texas A&M-Corpus Christi (Aug. 26) and had seven kills and five blocks while hitting .667
- Posted five kills and two blocks in each of the Huskers' wins over LMU and Ole Miss at the Husker Invitational
- Put down nine kills on .318 hitting with three blocks in a 3-2 win at Creighton (Sept. 7)
- Followed up with eight kills on .308 hitting with three blocks in a sweep of Long Beach State (Sept. 10)
- Had five kills and five blocks against Stanford (Sept. 13)
- Recorded five kills and six blocks while hitting .625 in a 3-0 sweep at No. 13 Kentucky (Sept. 18)
- Had six kills on .308 hitting in a sweep of Michigan State (Sept. 23)
- Had eight blocks to go with four kills and five digs in a 3-2 win over No. 7 Ohio State (Sept. 24)
- Tallied nine kills on .571 hitting with four blocks at Maryland (Oct. 2)
- Added eight kills on .636 hitting with three blocks in a 3-0 sweep at Michigan State (Oct. 6)
- Notched six kills with six blocks and hit .385 in a sweep of No. 14 Penn State (Oct. 14)

HIGH SCHOOL/CLUB

- Enrolled at Nebraska in the spring semester of 2022
- Was the Nebraska Gatorade Player of the Year following her senior season at Waverly High School in 2021
- Was a four-year high school letterwinner, playing at Lincoln North Star for two years and Waverly for two years
- Earned Class A all-state honorable mention as a freshman and sophomore
- Suffered an injury in her junior season but garnered Class B all-state honorable mention
- Selected to the U.S. U21 National Team that won gold at the 2022 Pan American Cup in Mexico
- Had 14 points on 12 kills and two blocks in the championship match against Argentina
- Was a member of the U.S. U18 National Team and competed at the FIVB U18 World Championships, where the Americans finished third
- Had 13 kills and three blocks against Serbia in the bronze-medal match
- Played club for VC Nebraska, winning a national championship on her 18 Club team with all-tournament team honors
- Ranked the No. 6 player nationally in the 2022 class by PrepVolleyball.com

PERSONAL

- Born on Jan. 26, 2004
- Mother is Colleen Ziegelbein
- Brother, Josiah, is a grad transfer on the Nebraska men's basketball team
- Major is business management

CAREER STATISTICS

Year	SP-MP	K	K/S	E	TA	PCT	A	A/S	SA	SA/S	SE	DIG	D/S	RE	BS	BA	TB	B/S	BE	BHE	PTS	PTS/S
2022	100-29	189	1.89	58	402	0.326	17	0.17	10	0.10	51	50	0.50	0	12	89	101.0	1.01	11	1	255.5	2.56
Total	100-29	189	1.89	58	402	0.326	17	0.17	10	0.10	51	50	0.50	0	12	89	101.0	1.0	11	1	255.5	2.56

CAREER MATCH-BY-MATCH

2022 (Freshman)

DATE	OPPONENT	SP	K	E	ATT	HIT%	AST	SA	SE	RE	DIG	BS	BA	BE	BLK	BHE	PTS
8/26	A&M-Corpus Christi	3	7	1	9	.667	0	0	2	0	0	0	5	1	5	0	9.5
8/27	Pepperdine	3	5	5	14	.000	0	0	1	0	0	0	4	0	4	0	7
9/01	LMU (CA)	3	5	2	9	.333	0	1	1	0	2	1	1	0	2	0	7.5
9/03	Ole Miss	3	5	1	8	.500	1	0	2	0	3	0	2	0	2	0	6
9/07	at Creighton	5	9	2	22	.318	1	0	4	0	4	1	2	1	3	0	11
9/10	Long Beach St.	3	8	4	13	.308	0	0	1	0	2	0	3	0	3	0	9.5
9/13	Stanford	4	5	2	17	.176	1	0	5	0	1	1	4	0	5	0	8
9/18	at Kentucky	3	5	0	8	.625	0	0	3	0	4	0	6	2	6	0	8
9/23	Michigan St.	3	6	2	13	.308	1	0	2	0	2	0	2	0	2	0	7
9/24	Ohio St.	5	4	2	18	.111	1	0	3	0	5	0	8	2	8	0	8
9/30	at Rutgers	3	6	4	14	.143	2	2	1	0	3	1	0	1	1	0	9
10/02	at Maryland	4	9	1	14	.571	0	0	1	0	0	0	4	0	4	0	11
10/06	at Michigan St.	3	8	1	11	.636	1	0	2	0	0	2	1	0	3	0	10.5
10/14	Penn St.	3	6	1	13	.385	0	1	0	0	1	0	6	0	6	0	10
10/16	Northwestern	3	9	1	14	.571	0	0	1	0	3	0	2	0	2	0	10
10/19	at Purdue	3	12	1	18	.611	0	0	1	0	2	0	4	0	4	0	14
10/22	at Illinois	3	7	1	13	.462	1	1	3	0	0	0	1	1	1	0	8.5
10/26	at Wisconsin	3	13	2	17	.647	1	0	2	0	0	1	1	0	2	0	14.5
10/29	Maryland	3	7	2	13	.385	0	0	1	0	0	0	3	0	3	0	8.5
11/02	Indiana	3	6	3	15	.200	0	0	3	0	1	0	3	1	3	0	7.5
11/06	at Northwestern	5	4	5	11	-.091	0	3	4	0	3	2	3	0	5	1	10.5
11/13	at Ohio St.	4	6	2	25	.160	0	1	3	0	2	0	2	0	2	0	8
11/18	at Iowa	3	3	1	7	.286	4	0	1	0	2	0	2	0	2	0	4
11/20	Purdue	3	3	2	10	.100	0	0	0	0	1	1	3	1	4	0	5.5
11/25	Wisconsin	4	9	3	22	.273	0	0	2	0	3	0	6	0	6	0	12
11/26	Minnesota	3	5	4	15	.067	0	1	2	0	1	0	3	0	3	0	7.5
12/01	Delaware St.	3	4	1	7	.429	1	0	0	0	1	1	4	1	5	0	7
12/02	Kansas	4	9	0	16	.563	1	0	0	0	3	1	2	0	3	0	11
12/08	vs Oregon	5	4	2	16	.125	1	0	0	0	1	0	2	0	2	0	5





HONORS & AWARDS

- Big Ten Distinguished Scholar (Beach-2023)
- Academic All-Big Ten (Beach-2023)
- Nebraska Scholar-Athlete Honor Roll (Fall 2022; Spring 2022)
- Tom Osborne Citizenship Team (2022, 2023)



CAREER MATCH-BY-MATCH

2022 (Freshman)

DATE	OPPONENT	SP	K	E	ATT	HIT%	AST	SA	SE	RE	DIG	BS	BA	BE	BLK	BHE	PTS
8/26	A&M-Corpus Christi	1	0	0	0	0	0	0	1	0	0	0	0	0	0	0	0
8/26	Tulsa	3	0	0	0	0	0	0	0	0	0	0	0	0	0	0	0
8/27	Pepperdine	3	0	0	0	0	0	0	2	0	0	0	0	0	0	0	0
9/10	Long Beach St.	1	0	0	0	0	0	0	0	0	0	0	0	0	0	0	0
9/13	Stanford	1	0	0	0	0	0	0	0	0	0	0	0	0	0	0	0
9/18	at Kentucky	1	0	0	0	0	0	0	0	0	0	0	0	0	0	0	0
9/30	at Rutgers	1	0	0	0	0	0	0	0	0	0	0	0	0	0	0	0
10/06	at Michigan St.	1	0	0	0	0	1	1	0	0	1	0	0	0	0	0	1
10/08	at Michigan	1	0	0	0	0	0	0	0	0	1	0	0	0	0	0	0
10/14	Penn St.	1	0	0	0	0	0	0	0	0	0	0	0	0	0	0	0
10/19	at Purdue	1	0	0	0	0	0	0	0	0	0	0	0	0	0	0	0
10/29	Maryland	1	0	0	0	0	0	0	0	0	1	0	0	0	0	0	0
11/02	Indiana	1	0	0	0	0	0	0	0	0	0	0	0	0	0	0	0
11/06	at Northwestern	2	0	0	0	0	0	0	0	0	0	0	0	0	0	0	0
11/11	Iowa	1	0	0	0	0	1	1	0	0	0	0	0	0	0	0	1
11/13	at Ohio St.	1	0	0	0	0	0	0	0	0	0	0	0	0	0	0	0
11/18	at Iowa	1	0	0	0	0	1	0	0	0	0	0	0	0	0	0	0
11/20	Purdue	2	0	0	0	0	0	0	0	0	0	0	0	0	0	0	0
11/25	Wisconsin	3	0	0	0	0	0	0	1	0	2	0	0	0	0	0	0
11/26	Minnesota	2	0	0	0	0	0	0	0	0	0	0	0	0	0	0	0
12/01	Delaware St.	3	0	0	0	0	2	1	0	0	4	0	0	0	0	0	1
12/02	Kansas	4	0	0	1	.000	1	0	1	0	3	0	0	0	0	0	0
12/08	vs Oregon	5	0	0	0	0	0	0	0	0	0	0	0	0	0	0	0

CAREER STATISTICS

Year	SP-MP	K	K/S	E	TA	PCT	A	A/S	SA	SA/S	SE	DIG	D/S	RE	BS	BA	TB	B/S	BE	BHE	PTS	PTS/S
2022	41-23	0	0	0	1	0.000	6	0.15	3	0.07	5	12	0.29	0	0	0	0	0	0	0	3.0	0.07
Total	41-23	0	0.00	0	1	0.000	6	0.15	3	0.07	5	12	0.29	0	0	0	0	0.0	0	0	3.0	0.07

7 MAISIE BOESIGER

SOPHOMORE • DS/LIBERO • 5-6 • FIRTH, NEB. (NORRIS HS)

2022 (FRESHMAN)

- Played in 23 matches as a serving sub for the Huskers and recorded three aces, six set assists and 12 digs
- Made her collegiate debut as a serving specialist against Texas A&M-Corpus Christi (Aug. 26)
- Recorded her first career ace, along with her first assist and dig, in a 3-0 sweep at Michigan State (Oct. 6)
- Had a season-high four digs, two assists and one ace against Delaware State (Dec. 1)
- Totaled three digs and one assist in the NCAA second round win against Kansas (Dec. 2)

HIGH SCHOOL/CLUB

- Enrolled at Nebraska in the spring semester of 2022
- Lettered four years for her mother, coach Christina Boesiger, at Norris High School
- Earned two Class B all-state awards -- second-team as a sophomore and first-team as a junior -- and was also a third-team Super State pick in 2020
- Was twice named first-team all-conference and helped the Titans to four district championships and six conference titles
- As a senior, led the Titans to a state runner-up finish for the second straight year and was named to the all-tournament team
- Finished her career as the Titans' all-time leader for career assists (3,460) and aces (226), as well as fifth for digs (995)
- Was part of four straight state tournament teams
- Played in the Premier club program, winning the 17 Open championship at Northern Lights and tying for 11th at nationals

PERSONAL

- Born Sept. 7, 2003
- Parents are Chris and Christina
- Major is advertising and public relations



**HONORS & AWARDS**

- Academic All-Big Ten (Beach-2023)
- Nebraska Scholar-Athlete Honor Roll (Fall 2022; Spring 2022)
- Tom Osborne Citizenship Team (2022, 2023)

**CAREER MATCH-BY-MATCH****2022 (Freshman)**

DATE	OPPONENT	SP	K	E	ATT	HIT%	AST	SA	SE	RE	DIG	BS	BA	BE	BLK	BHE	PTS
8/26	A&M-Corpus Christi	1	1	0	1	1.000	0	0	0	0	0	0	0	0	0	0	1
8/26	Tulsa	1	0	0	1	.000	0	0	0	0	1	0	0	0	0	0	0
9/07	at Creighton	5	6	1	20	.250	1	0	0	0	5	0	1	0	1	0	6.5
12/01	Delaware St.	1	0	0	0	0	0	0	0	0	1	0	0	0	0	0	0

11 HAYDEN KUBIK

SOPHOMORE • OUTSIDE HITTER • 6-2 • WEST DES MOINES, IOWA (VALLEY HS)

2022 (FRESHMAN)

- Played in four matches in her first season as a Husker and recorded seven kills and seven digs in eight sets played
- Made her collegiate debut against Tulsa (Aug. 26) and had one kill on one swing for the final point of the match
- Came off the bench against No. 17 Creighton and posted six kills and five digs with one block to help the Huskers to a 3-2 win (Sept. 7)

HIGH SCHOOL/CLUB

- Enrolled at Nebraska in the spring semester of 2022
- Was a four-year letterwinner at Valley High School in West Des Moines, Iowa
- As a senior, averaged 5.2 kills per set with 488 total kills while hitting .296
- Earned first-team all-conference recognition and was nominated to play in the Under Armour Senior Tournament and the IGCA Senior All-Star Match
- Following her senior season, was tabbed all-state, all-district and all-conference for the fourth straight year
- Was a two-time all-state elite selection and racked up more than 1,500 kills in her prep career
- Was part of three Valley teams to finish in the top five in the state
- Played club for Club Ignit Select, winning the Midwest Power League in 2020 and finishing in the top five at the Show Me Qualifier and the top eight at Colorado Crossroads
- Club team was ranked No. 1 nationally in 2019
- Ranked by PrepVolleyball.com as the No. 18 recruit in the 2022 class

PERSONAL

- Born April 8, 2004
- Parents are Brad and Renae
- Major is communication studies

**CAREER STATISTICS**

Year	SP-MP	K	K/S	E	TA	PCT	A	A/S	SA	SA/S	SE	DIG	D/S	RE	BS	BA	TB	B/S	BE	BHE	PTS	PTS/S
2022	8-4	7	0.88	1	22	0.273	1	0.13	0	0.00	0	7	0.88	0	0	1	1.0	0.13	0	0	7.5	0.94
Total	8-4	7	0.88	1	22	0.273	1	0.13	0	0.00	0	7	0.88	0	0	1	1.0	0.13	0	0	7.5	0.94



HONORS & AWARDS

- Tom Osborne Citizenship Team (2023)



44 MAGGIE MENDELSON

SOPHOMORE • MIDDLE BLOCKER • 6-5 • OGDEN, UTAH (FREMONT HS)

2022 (FRESHMAN)

- Played in 14 matches in her first season as a Husker and recorded 1.12 kills per set and 0.79 blocks per set in 42 sets played
- Put down a season-best six kills to go with four blocks against Stanford (Sept. 13)
- Tied her season high with six kills to go with two blocks in a sweep of Michigan State (Sept. 23)
- Made her collegiate debut against Tulsa and had two kills and four blocks (Aug. 26)
- Appeared for the Huskers as an opposite hitter against Long Beach State and had four kills, three digs and two blocks (Sept. 10)
- Had four kills and three blocks in a sweep at No. 13 Kentucky (Sept. 18)
- Posted four kills on a season-best .800 hitting at Michigan State with two blocks (Oct. 6)
- Followed with three kills and four blocks in a win at No. 24 Michigan, where she played as a middle blocker for the first time since the season opener (Oct. 8)
- Came off the bench to provide three kills and two blocks in a 3-0 win over Indiana (Nov. 2)
- Started against Iowa and had two kills and two blocks with three digs (Nov. 11)
- Totaled four kills and four blocks and hit .400 in the NCAA first round win against Delaware State (Dec. 1)

HIGH SCHOOL/CLUB

- A standout volleyball and basketball player, came to Nebraska as the top dual-sport star in the nation after reclassifying and graduating a year early in 2022 from Fremont High School in Plain City, Utah
- Competed with Team USA at the FIVB U18 World Championships, where the Americans finished third
- Playing alongside fellow Husker Bekka Allick, finished with nine kills, three blocks and two aces in the bronze-medal match
- At Fremont High School in Utah, lettered three years and passed the 1,000 career kills milestone in just two and a half years
- In 2021, totaled 407 kills on .294 hitting with 59 aces and earned third-team AVCA All-America and first-team All-Region 1 honors
- As a sophomore, was an outside hitter who helped her team to a third-place finish in the state tournament and a Region 1 championship
- Had 417 kills on .312 hitting and earned 6A first-team all-state recognition by the Deseret News, Region 1 Most Valuable Player and All-Area MVP by the Standard-Examiner for the second straight year
- As a freshman, hit .387 for the Region 1 champion Silverwolves while finishing with 369 kills and 101 blocks
- Was a top-20 finalist for Prep Volleyball's National Freshman of the Year and earned a spot on the publication's special mention list for high school All-American
- Played club volleyball for the Utah Hive, winning the Triple Crown SLC Tournament and taking third at the Red Rock Rave
- As a member of the U.S. U16 National Team, averaged 10.0 points and 6.7 rebounds per game at the FIBA Americas Championship in August, helping the Americans to six wins en route to the gold medal
- At Fremont, led the Silverwolves to the 2021 state championship with a perfect 26-0 record as a sophomore, averaging 14.3 points, 8.9 rebounds, 1.6 assists, 1.5 steals and 1.9 blocks while starting every game
- Ranked No. 4 overall and the No. 1 middle blocker recruit for 2022 by PrepVolleyball.com
- Was originally a 2023 recruit but reclassified to 2022
- On the basketball court, was tabbed the No. 32 recruit by ESPN and the sixth-ranked post in the country

PERSONAL

- Born April 22, 2005
- Parents are Phil and Jenny, who both played college basketball at Weber State
- Major is environmental studies

CAREER STATISTICS

Year	SP-MP	K	K/S	E	TA	PCT	A	A/S	SA	SA/S	SE	DIG	D/S	RE	BS	BA	TB	B/S	BE	BHE	PTS	PTS/S
2022	42-14	47	1.12	22	137	0.182	2	0.05	2	0.05	3	14	0.33	0	2	31	33.0	0.79	4	0	66.5	1.58
Total	42-14	47	1.12	22	137	0.182	2	0.05	2	0.05	3	14	0.33	0	2	31	33.0	0.79	4	0	66.5	1.58

CAREER MATCH-BY-MATCH

2022 (Freshman)

DATE	OPPONENT	SP	K	E	ATT	HIT%	AST	SA	SE	RE	DIG	BS	BA	BE	BLK	BHE	PTS
8/26	Tulsa	3	2	2	13	.000	0	0	0	0	0	1	3	0	4	0	4.5
9/10	Long Beach St.	3	4	2	15	.133	0	0	0	0	3	0	2	0	2	0	5
9/13	Stanford	4	6	5	20	.050	0	0	0	0	1	0	4	0	4	0	8
9/18	at Kentucky	3	4	2	13	.154	0	0	0	0	2	0	3	0	3	0	5.5
9/23	Michigan St.	3	6	4	12	.167	0	0	0	0	0	0	2	1	2	0	7
9/24	Ohio St.	5	2	0	11	.182	0	0	0	0	1	0	2	0	2	0	3
9/30	at Rutgers	2	4	1	7	.429	0	0	0	0	0	0	1	0	1	0	4.5
10/02	at Maryland	4	2	2	8	.000	0	0	0	0	0	0	1	0	1	0	2.5
10/06	at Michigan St.	3	4	0	5	.800	0	0	0	0	3	0	2	0	2	0	5
10/08	at Michigan	3	3	0	10	.300	0	2	0	0	0	1	3	1	4	0	7.5
10/29	Maryland	1	1	1	3	.000	0	0	0	0	0	0	0	0	0	0	1
11/02	Indiana	2	3	2	6	.167	1	0	0	0	1	0	2	1	2	0	4
11/11	Iowa	3	2	1	5	.200	0	0	3	0	3	0	2	0	2	0	3
12/01	Delaware St.	3	4	0	9	.444	1	0	0	0	0	0	4	1	4	0	6





HONORS & AWARDS

- Tom Osborne Citizenship Team (2023)



6 LANEY CHOBOY

FRESHMAN • DS/LIBERO • 5-3 • RALEIGH, N.C. (LEESVILLE ROAD HS)

HIGH SCHOOL/CLUB

- Won gold with the U.S. Girls U19 Team at the 2022 Pan American Cup and was named the "Best Receiver" at the tournament
- Competed on the U.S. Girls U18 Team at the 2021 FIVB World Championships, earning the bronze medal
- Selected to play in the 2022 Under Armour All-America Game
- Attended Leesville Road High School in Raleigh, N.C.
- Named a MaxPreps High School First-Team All-American
- Playing as a hitter for her high school team, averaged a team-best 3.6 kills per set and 4.3 digs per set as a senior in 2022
- Led the Pride to the North Carolina 4A state tournament in 2021 and 2022
- Played club volleyball for NC VB Academy and was a three-time club MVP
- Ranked No. 8 overall and the No. 1 libero recruit by PrepVolleyball.com

PERSONAL

- Born Jan. 6, 2005
- Parents are Jon and Tammy
- Major is psychology



**HONORS & AWARDS**

- Tom Osborne Citizenship Team (2023)



15 ANDI JACKSON

FRESHMAN • MIDDLE BLOCKER • 6-3 • BRIGHTON, COLO. (BRIGHTON HS)

HIGH SCHOOL/CLUB

- Won gold with the U.S. Girls U19 Team at the 2022 Pan American Cup
- Selected to play in the 2022 Under Armour All-America Game
- Attended Brighton High School in Brighton, Colo.
- Was a first-team all-state selection following her senior season in 2022
- As a senior, averaged 3.5 kills per set with a .386 hitting percentage and led the Bulldogs with 67 service aces and 202 digs
- Played club volleyball for The Diff
- A standout all-around athlete, qualified for the USATF National Championships in the long jump at age 10
- Ranked No. 6 overall and the No. 1 middle blocker recruit by PrepVolleyball.com

PERSONAL

- Born June 15, 2005
- Parents are Dennis and Heidi
- Major is business administration





HONORS & AWARDS

- Tom Osborne Citizenship Team (2023)



10 CAROLINE JUREVICIUS

FRESHMAN • OUTSIDE HITTER • 6-2 • CHARDON, OHIO (NOTRE DAME-CATHEDRAL LATIN HS)

HIGH SCHOOL/CLUB

- Competed on the U.S. Girls U18 Team at the 2021 FIVB World Championships, earning the bronze medal
- Selected to play in the 2022 Under Armour All-America Game
- Attended Notre Dame-Cathedral Latin High School in Chardon, Ohio
- Named a MaxPreps High School First-Team All-American
- Won the Ohio Division II state title with NDCL as a senior in 2022, recording 27 kills in the five-set final
- Named the Ohio Division II Player of the Year by Cleveland.com and was a finalist for Greater Cleveland Female High School Athlete of the Year
- Averaged 4.9 kills per set with a .360 hitting percentage as a senior, along with 224 digs, 44 blocks and 41 aces
- Led the Lions to the Ohio DII state championship match as a sophomore in 2020
- Played club volleyball for AVC
- Ranked No. 17 overall and the No. 3 opposite hitter recruit by PrepVolleyball.com

PERSONAL

- Born Aug. 9, 2004
- Parents are Joe and Meagan
- Father, Joe, was a Super Bowl champion wide receiver with the Tampa Bay Buccaneers in 2002
- Major is International business



**HONORS & AWARDS**

- Tom Osborne Citizenship Team (2023)



27 HARPER MURRAY

FRESHMAN • OUTSIDE HITTER • 6-2 • ANN ARBOR, MICH. (SKYLINE HS)

HIGH SCHOOL/CLUB

- Named the Gatorade National Player of the Year and Michigan Volleyball Player of the Year for 2022
- Won gold with the U.S. Girls U19 Team at the 2022 Pan American Cup and received the "Best Spiker" award at the tournament
- Had 13 kills and two blocks in the 3-0 win over Brazil in the championship match
- Competed on the U.S. Girls U18 Team at the 2021 FIVB World Championships, earning the bronze medal
- Selected to play in the 2022 Under Armour All-America Game
- Named an AVCA and MaxPreps High School First-Team All-American
- Attended Skyline High School in Ann Arbor, Mich.
- Received Michigan's Miss Volleyball honor for 2022
- Led the Eagles to the Division I regional semifinals in 2022 with 726 kills, 409 digs, 86 aces and a .405 hitting percentage
- As a junior, finished runner-up in the Division I state finals and ended the season with 652 kills and a .430 hitting percentage
- Played club volleyball for Legacy and won the AAU U17 National Championship in 2021
- Ranked the No. 1 overall recruit by PrepVolleyball.com

PERSONAL

- Born Feb. 24, 2005
- Parents are Sarah and the late Vada Murray
- Major is business and law





HONORS & AWARDS

- Tom Osborne Citizenship Team (2023)



2 BERGEN REILLY

FRESHMAN • SETTER • 6-1 • SIOUX FALLS, S.D. (O'GORMAN HS)

HIGH SCHOOL/CLUB

- Won gold with the U.S. Girls U19 Team at the 2022 Pan American Cup and was named MVP and "Best Setter" of the tournament
- Competed on the U.S. Girls U18 Team at the 2021 FIVB World Championships, earning the bronze medal
- Was called up to the U.S. Women's National Team in September of 2022 for the Pan Am Final Six and appeared in 11 sets and made two starts to help the Americans earn the silver medal
- Selected to play in the 2022 Under Armour All-America Game
- Named an AVCA and MaxPreps High School First-Team All-American
- Attended O'Gorman High School in Sioux Falls, S.D.
- Was a three-time South Dakota Gatorade Player of the Year after leading O'Gorman to back-to-back Class AA state championships in 2020 and 2021
- Was a four-time South Dakota Class AA first-team all-state selection and three-time Sioux Falls Argus Leader Super Six Player of the Year
- As a senior outside hitter for the Knights, led the team with 4.7 kills per set with a .307 hitting percentage, as well as 60 service aces and 338 digs
- Played club volleyball for Kairos
- Ranked No. 4 overall and the No. 1 setter recruit by PrepVolleyball.com

PERSONAL

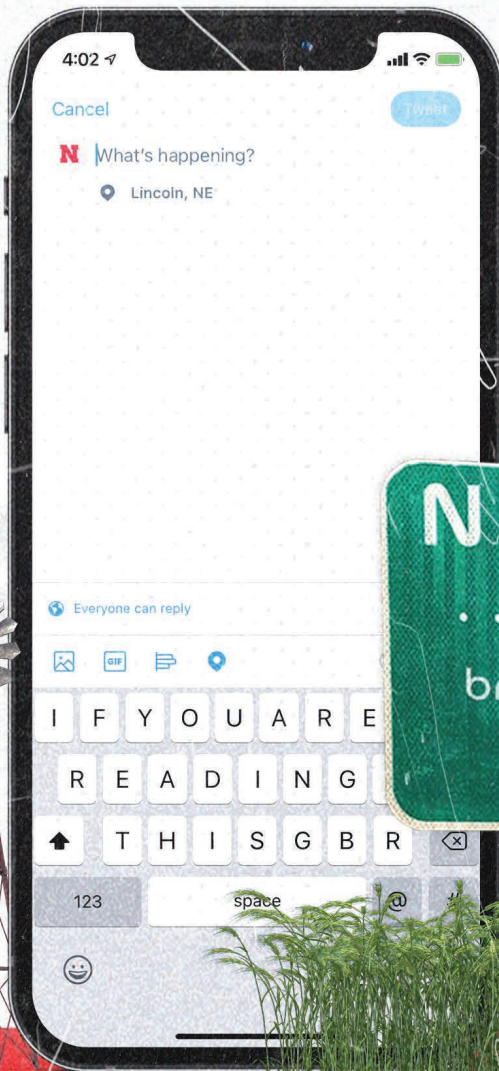

- Born May 26, 2005
- Parents are Brendan and Tiffany
- Major is business and law



NAME, IMAGE & LIKENESS WITH A BIG RED SPIN

**THE
STARTUP
IS YOU.**

**THE
STARTING PLACE
IS HERE.**



HUSKERS.COM/NIL

2022 SEASON RESULTS

Record: 26-6

Big Ten: 16-4

Home: 16-3

Away: 10-2

Neutral: 0-1

Date	Opponent	W/L	Score	Score-By-Set	NU Record
Aug. 26	Texas A&M-CC	W	3-0	25-15, 25-16, 25-9	1-0
Aug. 26	Tulsa	W	3-0	25-15, 25-12, 25-13	2-0
Aug. 27	Pepperdine	W	3-0	26-24, 25-19, 25-22	3-0
Sept. 1	Loyola Marymount	W	3-0	25-17, 25-16, 25-17	4-0
Sept. 3	Mississippi	W	3-0	25-13, 25-23, 25-21	5-0
Sept. 7	at #17 Creighton	W	3-2	25-18, 25-23, 25-27, 17-25, 15-9	6-0
Sept. 10	Long Beach State	W	3-0	25-16, 25-22, 25-14	7-0
Sept. 13	#9 Stanford	L	1-3	25-27, 22-25, 25-19, 25-27	7-1
Sept. 18	at #13 Kentucky	W	3-0	27-25, 25-20, 25-16	8-1
Sept. 23	Michigan State*	W	3-0	25-15, 25-19, 25-23	9-1 (1-0 B1G)
Sept. 24	#7 Ohio State*	W	3-2	25-22, 24-26, 19-25, 25-20, 15-13	10-1 (2-0 B1G)
Sept. 30	at Rutgers*	W	3-0	25-13, 25-7, 25-15	11-1 (3-0 B1G)
Oct. 2	at Maryland*	W	3-1	25-18, 25-23, 21-25, 25-22	12-1 (4-0 B1G)
Oct. 6	at Michigan State*	W	3-0	25-18, 25-23, 25-9	13-1 (5-0 B1G)
Oct. 8	at #24 Michigan*	W	3-0	25-14, 25-24, 25-19	14-1 (6-0 B1G)
Oct. 14	#14 Penn State*	W	3-0	25-18, 25-22, 25-9	15-1 (7-0 B1G)
Oct. 16	Northwestern*	W	3-0	25-23, 25-16, 25-18	16-1 (8-0 B1G)
Oct. 19	at #12 Purdue*	W	3-0	25-21, 25-20, 25-18	17-1 (9-0 B1G)
Oct. 22	at Illinois*	W	3-0	25-14, 25-16, 25-22	18-1 (10-0 B1G)
Oct. 26	at #5 Wisconsin*	L	0-3	23-25, 23-25, 18-25	18-2 (10-1 B1G)
Oct. 29	Maryland*	W	3-0	25-16, 25-9, 25-19	19-2 (11-1 B1G)
Nov. 2	Indiana*	W	3-0	25-22, 25-18, 25-19	20-2 (12-1 B1G)
Nov. 6	at Northwestern*	W	3-2	27-29, 25-20, 23-25, 25-23, 15-6	21-2 (13-1 B1G)
Nov. 11	Iowa*	W	3-0	25-16, 25-17, 25-7	22-2 (14-1 B1G)
Nov. 13	at #6 Ohio State*	L	1-3	29-31, 21-25, 28-26, 16-25	22-3 (14-2 B1G)
Nov. 18	at Iowa*	W	3-0	25-14, 25-17, 25-14	23-3 (15-2 B1G)
Nov. 20	#19 Purdue*	W	3-0	25-22, 25-20, 25-11	24-3 (16-2 B1G)
Nov. 25	#3 Wisconsin*	L	1-3	21-25, 25-21, 21-25, 19-25	24-4 (16-3 B1G)
Nov. 26	#9 Minnesota*	L	0-3	22-25, 23-25, 22-25	24-5 (16-4 B1G)
Dec. 1	Delaware State^	W	3-0	25-15, 25-9, 25-10	25-5
Dec. 2	Kansas^	W	3-1	25-14, 25-18, 19-25, 26-24	26-5
Dec. 8	vs. #9 Oregon^	L	2-3	25-14, 24-26, 25-22, 30-32, 11-15	26-6

*Big Ten Conference

^NCAA Tournament

2022 INDIVIDUAL HONORS

- 1 AVCA All-American
- 1 AVCA All-America Honorable Mention
- 5 AVCA North All-Region Team Honorees
- 2 All-Big Ten First Team Selections
- 2 All-Big Ten Second Team Selections
- 1 All-Big Ten Freshman Team Selection
- 4 Big Ten Weekly Awards
- 1 Academic All-American
- 10 Academic All-Big Ten Honorees

2022 TEAM HONORS

- 38th NCAA Regional appearance (most in nation)
- 41st straight NCAA Tournament appearance (second-longest streak nationally)
- Extended streak to 603 consecutive weeks in the AVCA Poll (most all-time)
- Extended total number of weeks ranked in the Top 10 of the AVCA Poll to 542 (most all-time)
- Increased total to 99 AVCA All-America awards (most all-time)
- Increased total to 40 Academic All-America awards (most all-time)
- No. 1 opponent hitting percentage in the nation (.128)

2022 HUSKER HONORS

Bekka Allick

- AVCA North All-Region
- All-Big Ten Second Team
- All-Big Ten Freshman Team
- Big Ten Freshman of the Week (Oct. 17, Oct. 24)

Ally Batenhorst

- Louisville Regional All-Tournament Team
- Academic All-District
- Academic All-Big Ten

Anni Evans

- Big Ten Sportsmanship Award
- Academic All-District
- Academic All-Big Ten

Nicklin Hames

- Academic All-Big Ten

Kaitlyn Hord

- AVCA North All-Region
- All-Big Ten Second Team
- Ameritas Players Challenge MVP
- Academic All-Big Ten

Kenzie Knuckles

- Husker Invitational All-Tournament Team
- Academic All-Big Ten

Lindsay Krause

- Academic All-District
- Academic All-Big Ten

Madi Kubik

- AVCA North All-Region
- All-Big Ten First Team
- Big Ten Player of the Week (Nov. 21)
- Husker Invitational MVP
- Ameritas Players Challenge All-Tournament Team
- Academic All-Big Ten

Whitney Lauenstein

- AVCA North All-Region
- Husker Invitational All-Tournament Team
- Ameritas Players Challenge All-Tournament Team
- Academic All-Big Ten

Kennedi Orr

- Academic All-Big Ten

Lexi Rodriguez

- AVCA All-America Second Team
- Academic All-America Third Team
- AVCA North All-Region
- All-Big Ten First Team
- Big Ten Co-Defensive Player of the Week (Oct. 10)
- Husker Invitational All-Tournament Team
- Ameritas Players Challenge All-Tournament Team
- Academic All-District
- Academic All-Big Ten

2022 BIG TEN STANDINGS

School	Big Ten	Pct.	Overall	Pct.
Wisconsin	19-1	.950	28-4	.875
Nebraska	16-4	.800	26-6	.812
Minnesota	15-5	.750	22-9	.710
Ohio State	15-5	.750	22-10	.688
Penn State	13-7	.650	26-8	.765
Purdue	11-9	.550	21-11	.656
Illinois	10-10	.500	15-15	.500
Indiana	9-11	.450	16-16	.500
Michigan	8-12	.400	17-13	.567
Northwestern	7-13	.350	18-14	.562
Maryland	7-13	.350	16-16	.500
Michigan State	4-16	.200	13-18	.419
Iowa	4-16	.200	10-21	.323
Rutgers	2-18	.100	8-24	.250

2022 WEEKLY AWARDS

Date	Player	Honor
10/10	Lexi Rodriguez	Big Ten Co-Defensive POTW
10/17	Bekka Allick	Big Ten Freshman of the Week
10/24	Bekka Allick	Big Ten Freshman of the Week
11/21	Madi Kubik	Big Ten Player of the Week

2022 BIG TEN AWARDS

Player of the Year: Taylor Landfair, RS-So., OH, Minnesota
 Defensive Player of the Year: Kylie Murr, Sr., L, Ohio State
 Setter of the Year: Mac Podraza, Sr., Ohio State
 Freshman of the Year: Eva Hudson, OH, Purdue
 Coach of the Year (Coaches & Media): Kelly Sheffield, Wisconsin

All-Big Ten First Team (* = unanimous selection)

Raina Terry, Jr., OH, Illinois*
 Camryn Haworth, So., S, Indiana
 Jess Mruzik, Jr., OH, Michigan
 Carter Booth, Fr., MB, Minnesota
 Taylor Landfair, RS-So., OH, Minnesota*
 Melani Shaffmaster, Jr., S, Minnesota
 Madi Kubik, Sr., OH, Nebraska*
 Lexi Rodriguez, So., L, Nebraska*
 Temi Thomas-Ailara, Sr., OH, Northwestern*
 Emily Londot, Jr., OPP, Ohio State*
 Kylie Murr, Sr., L, Ohio State
 Mac Podraza, Sr., S, Ohio State*
 Allie Holland, Jr., MB, Penn State
 Kashauna Williams, Sr., OH, Penn State
 Eva Hudson, Fr., OH, Purdue
 Sarah Franklin, RS-So., OH, Wisconsin*
 Danielle Hart, Sr., MB, Wisconsin*
 Devyn Robinson, Jr., RS, Wisconsin*

All-Big Ten Second Team

Rainelle Jones, Grad., MB, Maryland
 Anastasia Russ, RS-Jr., MB, Maryland
 Hannah Grant, Jr., L, Michigan
 CC McGraw, Grad., L, Minnesota
 Bekka Allick, Fr., MB, Nebraska
 Kaitlyn Hord, Sr., MB, Nebraska
 Gabby Gonzales, Sr., OH, Ohio State
 Rylee Rader, Jr., MB, Ohio State
 Seleisa Elisaia, Sr., S, Penn State
 Raven Colvin, So., MB, Purdue
 Maddie Schermerhorn, Sr., L, Purdue
 Julia Orzol, So., OH, Wisconsin

All-Big Ten Freshman Team

Brooke Mosher, OH/OPP, Illinois
 Carter Booth, MB, Minnesota
 McKenna Wucherer, OH, Minnesota
 Bekka Allick, MB, Nebraska*
 Kathryn Randorf, OPP, Northwestern
 Alexa Markley, OH, Penn State
 Eva Hudson, OH, Purdue*

2022 BIG TEN TEAM STATISTICS (ALL MATCHES)

HITTING PCT.	S	K	E	TA	PCT.
1. Wisconsin	116	1537	501	3884	.267
2. Minnesota	110	1446	503	3639	.259
3. Ohio State	118	1670	593	4268	.252
4. Michigan	107	1443	549	3596	.249
5. Nebraska	109	1462	519	3866	.244
6. Northwestern	116	1575	641	3982	.235
7. Illinois	109	1396	589	3605	.224
8. Penn State	129	1684	733	4263	.223
9. Purdue	119	1527	631	4102	.218
10. Michigan State	117	1421	662	3741	.203
11. Maryland	119	1362	606	3861	.196
12. Indiana	123	1499	711	4104	.192
13. Iowa	113	1387	654	3901	.188
14. Rutgers	110	1184	597	3574	.164

OPP. HITTING PCT.	S	K	E	TA	PCT.
1. Nebraska	109	1198	689	3988	.128
2. Wisconsin	116	1352	767	4003	.146
3. Maryland	119	1489	749	4117	.180
4. Minnesota	110	1434	718	3942	.182
5. Penn State	129	1515	738	4236	.183
6. Ohio State	118	1430	651	4257	.183
7. Purdue	119	1492	687	4176	.193
8. Indiana	123	1359	614	3827	.195
9. Michigan	107	1321	600	3701	.195
10. Northwestern	116	1395	572	3931	.209
11. Michigan State	117	1364	595	3670	.210
12. Illinois	109	1284	563	3389	.213
13. Iowa	113	1477	543	3860	.242
14. Rutgers	110	1434	549	3586	.247

ASSISTS	S	NO.	AVG./S
1. Ohio State	118	1565	13.26
2. Northwestern	116	1474	12.71
3. Michigan	107	1339	12.51
4. Wisconsin	116	1429	12.32
5. Penn State	129	1577	12.22
6. Nebraska	109	1331	12.21
7. Minnesota	110	1333	12.12

8. Illinois	109	1309	12.01
9. Purdue	119	1398	11.75
10. Michigan State	117	1309	11.19
11. Iowa	113	1258	11.13
12. Indiana	123	1354	11.01
13. Maryland	119	1230	10.34
14. Rutgers	110	1100	10.00

KILLS	S	NO.	AVG./S
1. Ohio State	118	1670	14.15
2. Northwestern	116	1575	13.58
3. Michigan	107	1443	13.49
4. Nebraska	109	1462	13.41
5. Wisconsin	116	1537	13.25
6. Minnesota	110	1446	13.15
7. Penn State	129	1684	13.05
8. Purdue	119	1527	12.83
9. Illinois	109	1396	12.81
10. Iowa	113	1387	12.27
11. Indiana	123	1499	12.19
12. Michigan State	117	1421	12.15
13. Maryland	119	1362	11.45
14. Rutgers	110	1184	10.76

BLOCKS	S	BS	BA	TOTAL	AVG./S
1. Maryland	119	55	683	396.5	3.33
2. Wisconsin	116	40	635	357.5	3.08
3. Minnesota	110	37	569	321.5	2.92
4. Nebraska	109	33	537	301.5	2.77
5. Penn State	129	81	532	347.0	2.69
6. Purdue	119	61	506	314.0	2.64
7. Michigan	107	42	460	272.0	2.54
8. Illinois	109	35	436	253.0	2.32
9. Ohio State	118	46	427	259.5	2.20
10. Northwestern	116	62	378	251.0	2.16
11. Michigan State	117	54	392	250.0	2.14
12. Rutgers	110	49	357	227.5	2.07
13. Indiana	123	103	294	250.0	2.03
14. Iowa	113	44	323	205.5	1.82

SERVICE ACES	S	NO.	AVG./S
1. Indiana	123	218	1.77
2. Illinois	109	191	1.75
3. Wisconsin	116	194	1.67
4. Maryland	119	184	1.55
5. Michigan	107	155	1.45
6. Purdue	119	168	1.41
7. Michigan State	117	163	1.39
8. Northwestern	116	157	1.35
9. Iowa	113	151	1.34
10. Minnesota	110	146	1.33
11. Penn State	129	171	1.33
12. Rutgers	110	131	1.19
13. Nebraska	109	128	1.17
14. Ohio State	118	131	1.11

DIGS	S	NO.	AVG./S
1. Nebraska	109	1721	15.79
2. Ohio State	118	1840	15.59
3. Northwestern	116	1683	14.51
4. Michigan	107	1514	14.15
5. Purdue	119	1680	14.12
6. Iowa	113	1550	13.72
7. Wisconsin	116	1585	13.66
8. Maryland	119	1587	13.34
9. Minnesota	110	1457	13.25
10. Indiana	123	1580	12.85
11. Penn State	129	1645	12.75
12. Michigan State	117	1490	12.74
13. Rutgers	110	1335	12.14
14. Illinois	109	1317	12.08

2022 OVERALL STATISTICS (26-6, 16-4 BIG TEN)

Player	SP	MP	MS	PTS	PTS/S	K	K/S	E	TA	PCT	AST	AST/S	SA	SA/S	SE	DIG	DIG/S	RE	BS	BA	BLK	BLK/S	BE
Madi Kubik	109	32	32	379.5	3.48	339	3.11	111	946	.241	20	0.18	17	0.16	31	277	2.54	29	3	41	44.0	0.40	5
Whitney Lauenstein	107	32	29	383.5	3.58	297	2.78	114	768	.238	8	0.07	28	0.26	39	99	0.93	0	3	111	114.0	1.07	7
Ally Batenhorst	72	26	14	195.5	2.72	168	2.33	75	490	.190	3	0.04	5	0.07	6	76	1.06	8	4	37	41.0	0.57	4
Lindsay Krause	106	31	5	262.0	2.47	240	2.26	73	617	.271	9	0.08	0	0.00	2	45	0.42	4	2	42	44.0	0.42	5
Bekka Allick	100	29	29	255.5	2.56	189	1.89	58	402	.326	17	0.17	10	0.10	51	50	0.50	0	12	89	101.0	1.01	11
Kaitlyn Hord	109	32	32	243.5	2.23	153	1.40	42	374	.297	6	0.06	0	0.00	0	12	0.11	1	6	169	175.0	1.61	3
Maggie Mendelson	42	14	3	66.5	1.58	47	1.12	22	137	.182	2	0.05	2	0.05	3	14	0.33	0	2	31	33.0	0.79	4
Hayden Kubik	8	4	0	7.5	0.94	7	0.88	1	22	.273	1	0.13	0	0.00	0	7	0.88	0	0	1	1.0	0.13	0
Kenzie Knuckles	90	7	16	32.0	0.36	14	0.16	13	61	.016	16	0.18	18	0.20	35	177	1.97	16	0	0	0	0.00	0
Kennedi Orr	53	17	11	15.5	0.29	4	0.08	1	16	.188	271	5.11	5	0.09	27	105	1.98	0	1	11	12.0	0.23	2
Nicklin Hames	78	23	20	19.0	0.24	3	0.04	5	17	-.118	448	5.74	14	0.18	14	225	2.88	1	0	4	4.0	0.05	2
Lexi Rodriguez	109	32	0	26.0	0.24	1	0.01	0	4	.250	135	1.24	25	0.23	43	464	4.26	17	0	0	0	0.00	0
Anni Evans	89	27	1	1.5	0.02	0	0.00	4	11	-.364	389	4.37	1	0.01	5	158	1.78	1	0	1	1.0	0.01	4
Maisie Boesiger	41	23	0	3.0	0.07	0	0.00	0	1	.000	6	0.15	3	0.07	5	12	0.29	0	0	0	0	0.00	0
Total	109	32		1,890.5	17.34	1462	13.41	519	3866	.244	1331	12.21	128	1.17	261	1721	15.79	77	33	537	301.5	2.77	47
Opponents	109	32		1,489.0	13.66	1198	10.99	689	3988	.128	1114	10.22	77	0.71	297	1575	14.45	128	29	370	214.0	1.96	51

2022 BIG TEN STATISTICS (26-6, 16-4 BIG TEN)

Player	SP	MP	MS	PTS	PTS/S	K	K/S	E	TA	PCT	AST	AST/S	SA	SA/S	SE	DIG	DIG/S	RE	BS	BA	BLK	BLK/S	BE
Madi Kubik	67	20	20	234.0	3.49	213	3.18	69	599	.240	8	0.12	10	0.15	20	161	2.40	18	1	20	21.0	0.31	3
Whitney Lauenstein	67	20	19	231.5	3.46	170	2.54	74	466	.206	5	0.07	22	0.33	32	68	1.01	0	3	73	76.0	1.13	5
Ally Batenhorst	51	19	10	130.0	2.55	113	2.22	50	336	.188	1	0.02	1	0.02	4	52	1.02	4	2	28	30.0	0.59	2
Lindsay Krause	67	20	1	150.0	2.24	138	2.06	43	351	.271	4	0.06	0	0.00	1	27	0.40	1	1	24	25.0	0.37	5
Bekka Allick	61	18	18	166.0	2.72	123	2.02	38	263	.323	11	0.18	9	0.15	32	29	0.48	0	7	54	61.0	1.00	6
Kaitlyn Hord	67	20	20	146.5	2.19	92	1.37	27	232	.280	3	0.04	0	0.00	0	5	0.07	1	4	101	105.0	1.57	3
Maggie Mendelson	26	9	2	37.5	1.44	27	1.04	11	67	.239	1	0.04	2	0.08	3	8	0.31	0	1	15	16.0	0.62	3
Kenzie Knuckles	60	18	10	17.0	0.28	4	0.07	7	33	-.091	7	0.12	13	0.22	19	114	1.90	11	0	0	0	0.00	0
Nicklin Hames	43	13	13	12.0	0.28	2	0.05	4	10	-.200	286	6.65	8	0.19	8	132	3.07	0	0	4	4.0	0.09	1
Kennedi Orr	36	11	7	8.0	0.22	1	0.03	0	4	.250	175	4.86	4	0.11	14	70	1.94	0	1	4	5.0	0.14	2
Lexi Rodriguez	67	20	0	17.0	0.25	1	0.01	0	4	.250	81	1.21	16	0.24	26	290	4.33	10	0	0	0	0.00	0
Anni Evans	55	17	0	0	0.00	0	0.00	3	6	-.500	218	3.96	0	0.00	1	71	1.29	0	0	0	0	0.00	2
Maisie Boesiger	19	14	0	2.0	0.11	0	0.00	0	0	0	3	0.16	2	0.11	1	5	0.26	0	0	0	0	0.00	0
Total	67	20		1,151.5	17.19	884	13.19	326	2371	.235	803	11.99	87	1.30	161	1032	15.40	45	20	323	181.5	2.71	32
Opponents	67	20		927.0	13.84	746	11.13	429	2438	.130	693	10.34	45	0.67	174	969	14.46	87	18	236	136.0	2.03	35

NEBRASKA'S 2022 BIG TEN/NCAA RANKS

Category	Total	Big Ten Rank	NCAA Rank
Hitting Pct.	.244	5	64
Opp. Hitting Pct.	.128	1	1
Kills Per Set	13.40	4	63
Assists Per Set	12.21	6	78
Aces Per Set	1.17	13	303
Blocks Per Set	2.77	4	6
Digs Per Set	15.79	1	53

Individual Leaders

Madi Kubik	3.11 kills/set	12	244
Nicklin Hames	5.74 assists/set	NR	NR
Whitney Lauenstein	0.26 aces/set	NR	NR
Kaitlyn Hord	1.61 blocks/set	1	1
Bekka Allick	.326 hitting percentage	6	124
Lexi Rodriguez	4.26 digs/set	4	103

2023 NEBRASKA VOLLEYBALL

2022 SEASON REVIEW

2022 NEBRASKA MATCH-BY-MATCH

Date	Opponent	Score	Kills	Errors	TA	Attack Pct.	Assists	SA	SE	RE	Digs	BS	BA	BE	Total	BHE
8/26	A&M-Corpus Christi	W, 3-0	38	7	80	.388	30	5	10	2	41	0	24	1	12	1
8/26	Tulsa	W, 3-0	47	12	110	.318	46	3	5	2	59	1	16	2	9	0
8/27	Pepperdine	W, 3-0	38	24	117	.120	33	1	10	2	41	0	20	0	10	0
9/1	LMU	W, 3-0	44	11	91	.363	37	5	6	2	40	1	7	1	4.5	0
9/3	Ole Miss	W, 3-0	40	9	94	.330	36	4	9	2	46	0	16	1	8	2
9/7	at Creighton	W, 3-2	78	27	209	.244	75	0	10	3	93	2	14	1	9	0
9/10	Long Beach State	W, 3-0	44	16	99	.283	40	2	8	1	45	0	14	1	7	0
9/13	Stanford	L, 1-3	50	24	157	.166	45	3	14	4	68	1	19	0	10.5	1
9/18	at Kentucky	W, 3-0	44	9	116	.302	43	4	11	2	51	1	18	2	10	1
9/23	Michigan State	W, 3-0	43	19	107	.224	39	1	10	1	43	2	8	2	6	0
9/24	Ohio State	W, 3-2	46	22	172	.140	43	6	15	0	61	1	28	2	15	3
9/30	at Rutgers	W, 3-0	42	8	84	.405	38	12	8	0	40	1	6	1	4	2
10/2	at Maryland	W, 3-1	46	29	152	.112	42	7	5	4	60	2	22	3	13	7
10/6	at Michigan State	W, 3-0	40	11	81	.358	35	5	7	5	32	2	14	0	9	1
10/8	at Michigan	W, 3-0	45	8	112	.330	41	6	9	0	47	1	21	2	11.5	0
10/14	Penn State	W, 3-0	34	12	106	.208	28	2	9	0	51	1	30	0	16	0
10/16	Northwestern	W, 3-0	45	13	108	.296	40	4	5	0	50	0	15	1	7.5	0
10/19	at Purdue	W, 3-0	41	13	95	.295	38	3	9	1	38	0	12	3	6	0
10/22	at Illinois	W, 3-0	45	13	97	.330	38	5	5	3	44	1	10	2	6	0
10/26	at Wisconsin	L, 0-3	37	18	117	.162	33	1	7	6	46	1	17	2	9.5	0
10/29	Maryland	W, 3-0	38	13	95	.263	34	6	5	0	46	0	24	1	12	0
11/2	Indiana	W, 3-0	37	17	96	.208	35	3	6	3	42	1	12	3	7	0
11/6	at Northwestern	W, 3-2	66	22	152	.289	60	4	14	6	57	2	24	0	14	1
11/11	Iowa	W, 3-0	40	11	95	.305	36	5	8	3	51	1	16	0	9	0
11/13	at Ohio State	L, 1-3	59	24	208	.168	57	6	13	3	86	0	12	2	6	1
11/18	at Iowa	W, 3-0	44	10	95	.358	40	5	4	2	55	0	12	1	6	0
11/20	Purdue	W, 3-0	40	17	120	.192	38	2	3	3	63	2	14	2	9	0
11/25	Wisconsin	L, 1-3	55	24	155	.200	49	1	9	4	66	0	20	3	10	1
11/26	Minnesota	L, 0-3	41	22	124	.153	39	3	10	1	54	2	6	2	5	1
12/1	Delaware State	W, 3-0	34	5	85	.341	31	6	3	4	56	2	26	3	15	3
12/2	Kansas	W, 3-1	58	23	151	.232	54	1	9	4	71	2	18	2	11	0
12/8	vs. Oregon	L, 2-3	63	26	186	.199	58	7	5	4	78	3	22	1	14	0

2022 OPPONENT MATCH-BY-MATCH

Date	Opponent	Score	Kills	Errors	TA	Attack Pct.	Assists	SA	SE	RE	Digs	BS	BA	BE	Total	BHE
8/26	A&M-Corpus Christi	W, 3-0	20	22	97	-.021	18	2	9	5	30	0	5	0	2.5	0
8/26	Tulsa	W, 3-0	21	17	106	.038	20	2	6	3	41	0	4	1	2	2
8/27	Pepperdine	W, 3-0	28	27	107	.009	28	2	9	1	49	3	18	1	12	1
9/1	LMU	W, 3-0	31	14	92	.185	31	2	12	5	29	0	11	1	5.5	0
9/3	Ole Miss	W, 3-0	35	16	103	.184	32	2	15	4	39	1	14	1	8	0
9/7	at Creighton	W, 3-2	61	22	193	.202	54	3	5	0	89	1	12	4	7	0
9/10	Long Beach State	W, 3-0	26	18	103	.078	24	1	8	2	34	2	12	1	8	2
9/13	Stanford	L, 1-3	55	21	161	.211	52	4	23	3	64	0	20	1	10	0
9/18	at Kentucky	W, 3-0	38	20	128	.141	32	2	6	4	52	1	4	0	3	0
9/23	Michigan State	W, 3-0	27	12	88	.170	25	1	15	1	37	1	16	2	9	1
9/24	Ohio State	W, 3-2	64	35	192	.151	61	0	20	6	79	0	10	2	5	1
9/30	at Rutgers	W, 3-0	17	18	83	-.012	15	0	3	12	28	0	4	1	2	0
10/2	at Maryland	W, 3-1	43	34	152	.059	36	4	6	7	61	0	37	1	18.5	2
10/6	at Michigan State	W, 3-0	26	23	96	.031	24	5	5	5	29	1	6	3	4	1
10/8	at Michigan	W, 3-0	40	19	114	.184	39	0	6	6	56	0	4	1	2	0
10/14	Penn State	W, 3-0	27	25	120	.017	26	0	10	2	52	1	6	1	4	3
10/16	Northwestern	W, 3-0	39	16	118	.195	36	0	9	4	49	2	8	1	6	1
10/19	at Purdue	W, 3-0	36	21	107	.140	33	1	8	3	34	0	16	2	8	0
10/22	at Illinois	W, 3-0	30	15	93	.161	28	3	10	5	29	1	10	3	6	0
10/26	at Wisconsin	L, 0-3	44	19	121	.207	42	6	6	1	52	0	18	2	9	0
10/29	Maryland	W, 3-0	24	24	96	.000	23	0	6	6	41	1	8	3	5	0
11/2	Indiana	W, 3-0	33	20	105	.124	31	3	13	3	33	2	4	0	4	1
11/6	at Northwestern	W, 3-2	59	29	159	.189	54	6	11	4	51	1	12	0	7	4
11/11	Iowa	W, 3-0	17	24	100	-.070	16	3	6	5	37	1	6	0	4	0
11/13	at Ohio State	L, 1-3	66	18	189	.254	64	3	9	6	101	0	18	3	9	2
11/18	at Iowa	W, 3-0	28	17	108	.102	21	2	9	5	34	1	8	1	5	0
11/20	Purdue	W, 3-0	28	26	129	.016	26	3	5	2	53	2	13	1	8.5	0
11/25	Wisconsin	L, 1-3	57	21	153	.235	55	4	8	1	62	2	16	5	10	1
11/26	Minnesota	L, 0-3	41	13	115	.243	38	1	9	3	51	2	16	3	10	1
12/1	Delaware State	W, 3-0	18	30	111	-.108	17	4	3	6	36	0	0	2	0	1
12/2	Kansas	W, 3-1	45	22	151	.152	43	4	13	1	60	1	24	2	13	0
12/8	vs. Oregon	L, 2-3	74	31	198	.217	70	4	14	7	83	2	10	2	7	0

2023 NEBRASKA VOLLEYBALL

2022 BOX SCORES

MATCH 1: #1 NEBRASKA 3, A&M-CORPUS CHRISTI 0

AUG. 26, 2022

Site: Lincoln, NE (Bob Devaney Sports Center)
Date: 8/26/2022 Attendance: 8,000 Time: 11:59 am
Officials:

Set Scores	1	2	3
A&M-Corpus Christi (0)	15	16	9
Nebraska (3)	25	25	25

A&M-Corpus Christi (0-1,0-0 Southland)

#	Player	SP	Attack				Set	Serve			Block			Defense			Rec	PTS
			K	E	TA	PCT		A	E	SA	SE	BS	BA	BE	DIG	BHE		
5	Barnes, Carissa	3	0	0	1	.000	3	0	1	1	0	0	0	11	0	0	1	
6	Panhans, Faith	3	3	0	11	.273	9	0	0	1	0	1	0	1	0	0	3.5	
4	White, Kayla	3	0	0	1	.000	3	0	0	0	0	0	0	4	0	0	2	
7	Stoilfus, Leah	3	2	2	14	.000	0	0	0	3	0	1	0	2	0	0	2.5	
9	Payne, Kyndal	3	7	9	33	-.061	0	0	0	2	0	2	1	0	0	0	7.5	
23	Heard, Zoria	3	1	0	2	.500	0	0	1	2	0	0	0	7	0	1	2	
8	Reiswig, McKenna	3	3	4	7	-.143	0	0	0	0	0	0	0	0	0	0	3	
TM	TEAM	3	0	0	0	0	0	0	0	0	0	0	0	0	0	0	0	
15	Baese, Morgan	2	0	3	8	-.375	0	0	0	0	0	0	0	0	0	0	0	
13	Carnes, Aurora	2	0	0	1	.000	0	0	0	0	0	0	0	0	0	0	0	
1	Chwialkowski, Nadia	2	2	1	6	.167	0	0	0	0	0	0	0	0	0	0	2	
12	Gibson, Halle	2	0	0	3	.000	3	1	0	0	0	1	0	0	0	0	0.5	
3	Little, Tayah	2	0	0	1	.000	0	0	0	0	0	1	0	0	0	0	0.5	
16	Litterelli, Ella	2	2	3	7	-.143	0	0	0	0	0	0	0	0	0	0	2	
11	Copley, Brooke	1	0	0	2	.000	0	0	0	0	0	0	0	0	0	0	0	
Totals		37	20	22	97	-.021	18	1	2	9	0	5	0	30	0	5	24.5	

Set	K	E	TA	%
1	7	6	31	0.032
2	9	11	42	-0.048
3	4	5	24	-0.042
20	22	97		-.021

Nebraska (1-0,0-0 Big Ten)

#	Player	SP	Attack				Set		Serve		Block			Defense			Rec	PTS
			K	E	TA	PCT	A	E	SA	SE	BS	BA	BE	DG	RHE	RE		
1	Hames, Nicklin	3	0	0	0	0	0	0	1	0	0	0	0	8	0	0	1	
23	Hord, Kaitlyn	3	5	0	6	.833	0	0	0	0	0	7	0	0	0	8.5		
2	Knuckles, Kenzie	3	1	0	2	.500	2	0	1	1	0	0	0	7	0	1	2	
10	Kubik, Madi	3	11	5	29	.207	0	0	0	1	0	3	0	4	0	0	12.5	
8	Rodriguez, Lexi	3	0	0	0	0	2	0	2	2	0	0	0	12	0	1	2	
9	Orr, Kennedi	3	1	0	4	.250	26	0	1	3	0	1	0	7	1	0	2.5	
13	Lauenstein, Whitney	3	8	1	19	.368	0	0	0	0	0	7	0	1	0	0	11.5	
22	Krause, Lindsay	3	4	0	10	.400	0	0	0	0	0	1	0	2	0	0	4.5	
5	Allick, Bekka	3	7	1	9	.667	0	0	0	2	0	5	0	0	0	0	9.5	
TM	TEAM	3	0	0	0	0	0	0	0	0	0	0	0	0	0	0	0	
33	Kubik, Hayden	1	1	0	1	1.000	0	0	0	0	0	0	0	0	0	0	1	
7	Boesiger, Maisie	1	0	0	0	0	0	0	1	0	0	0	0	0	0	0	0	
Totals		32	38	7	80	.388	30	0	5	10	0	24	1	41	1	2	55.0	

Set	K	E	TA	%	Tie scores	1	2	3	Total
1	11	2	20	0.45	Lead changes	1	1	0	2
2	12	2	34	0.294		0	0	0	0
3	15	3	26	0.462					
38	7	80		.388					

MATCH 2: #1 NEBRASKA 3, TULSA 0

AUG. 26, 2022

Site: Lincoln, NE (Bob Devaney Sports Center)
Date: 8/26/2022 Attendance: 8,157 Time: 6:37 pm
Officials:

Set Scores	1	2	3
Tulsa (0)	15	12	13
Nebraska (3)	25	25	25

Tulsa (0-2,0-0 AAC)

#	Player	SP	Attack				Set	Serve	Block			Defense			Rec	PTS		
			K	E	TA	PCT			SA	SE	BS	BA	BE	DIG			BHE	
23	Flora, Maddie	3	0	0	0	.000	0	0	0	0	0	0	4	0	0	0		
4	Dalogullari, Aysu	3	6	0	19	.316	0	0	1	0	0	0	10	1	0	6		
10	Cassaday, Kayley	3	10	5	45	.111	0	0	1	0	1	0	3	0	0	10.5		
12	Kalsu, Avery	3	0	0	0	.000	0	0	0	0	0	0	9	0	0	0		
20	Rowe, Bailey	3	2	2	11	.000	0	0	0	0	0	1	0	0	0	2.5		
21	Brown, Rachel	3	0	1	8	-.125	0	0	0	0	1	0	0	0	0	0.5		
13	Pecalli, Marta	3	0	0	0	.000	3	0	3	0	0	0	6	0	1	0		
6	Hipp, Brayden	3	0	0	1	.000	7	0	2	1	0	0	6	1	0	2		
2	Mongare, Arianna	3	1	3	8	-.250	0	0	0	0	0	1	2	0	1	1.5		
15	Smidolova, Jolana	3	2	6	14	-.286	0	0	0	0	0	0	1	0	0	2		
TM	TEAM	3	0	0	0	.000	0	0	0	0	0	0	0	0	0	0		
18	Pendleton, Regan	1	0	0	0	.000	0	0	0	0	0	0	0	0	1	0		
9	Eitler, Lauren	1	0	0	0	.000	0	0	0	0	0	0	1	0	0	0		
Totals			35	21	17	106	.038	20	0	2	6	0	4	1	41	2	3	25.0

Set	K	E	TA	%
1	7	5	32	0.063
2	9	6	36	0.083
3	5	6	38	-0.026
21	17	106		.038

Nebraska (2-0,0-0 Big Ten)

#	Player	SP	Attack				Set	Serve	Block			Defense			Rec	PTS	
			K	E	TA	PCT			SA	SE	BS	BA	BE	DIG			BHE
1	Hames, Nicklin	3	0	0	0	0	1	0	2	0	0	0	0	11	0	0	2
23	Hord, Kaitlyn	3	8	1	13	.538	0	0	0	0	0	5	0	1	0	0	10.5
2	Knuckles, Kenzie	3	1	1	5	.000	1	0	1	0	0	0	0	7	0	1	1
10	Kubik, Madi	3	14	2	29	.414	2	0	2	0	3	0	8	0	0	0	15.5
4	Evans, Anni	3	0	1	3	-.333	36	0	0	0	0	1	2	10	0	1	0.5
8	Rodriguez, Lexi	3	0	0	0	0	6	0	1	2	0	0	0	16	0	0	1
13	Lauenstein, Whitney	3	15	3	28	.429	0	0	0	0	3	0	4	0	0	0	16.5
14	Batenhorst, Ally	3	7	2	18	.278	0	0	0	0	1	0	1	1	0	0	7.5
44	Mendelson, Maggie	3	2	2	13	.000	0	0	0	0	1	3	0	0	0	0	4.5
7	Boesiger, Maisie	3	0	0	0	0	0	0	0	0	0	0	0	0	0	0	0
TM	TEAM	3	0	0	0	0	0	0	0	0	0	0	0	0	0	0	0
33	Kubik, Hayden	1	0	0	1	.000	0	0	0	0	0	0	0	1	0	0	0
Totals		34	47	12	110	.318	46	0	3	5	1	16	2	59	0	2	59.0

Set	K	E	TA	%	Tie scores	1	2	3	Total
1	19	4	39	0.385	Lead changes	6	1	1	8
2	14	2	32	0.375		2	1	1	4
3	14	6	39	0.205					
47	12	110		.318					

MATCH 3: #1 NEBRASKA 3, PEPPERDINE 0

AUG. 27, 2022

Site: Lincoln, NE (Bob Devaney Sports Center)
Date: 8/27/2022 Attendance: 8,066 Time: 7:07 pm
Officials:

Set Scores	1	2	3
Pepperdine (0)	24	19	22
Nebraska (3)	26	25	25

Pepperdine (2-1,0-0 WCC)

#	Player	SP	Attack				Set	Serve			Block			Defense		Rec	PTS
			K	E	TA	PCT		A	SE	SA	SE	BS	BA	BE	DH		
19	Patterson, Riley	3	0	0	0	.000	0	0	3	0	0	0	11	0	0	0	
2	Zelaya, Isabel	3	0	1	2	-.500	23	0	0	0	1	1	9	1	0	0.5	
4	Hames, Kayleigh	3	0	0	0	.000	0	0	1	0	0	0	7	0	0	0	
12	Brown, Meg	3	2	1	12	.083	0	2	2	0	3	0	0	0	0	5.5	
1	Chillingworth, Grace	3	8	6	29	.069	0	0	0	0	1	0	8	0	0	8.5	
16	Stanger, Trinity	3	0	0	0	.000	1	0	0	1	0	0	10	0	0	0	
10	Hellmuth, Emily	3	7	5	19	.105	0	0	0	0	1	4	1	0	0	10	
20	Polk, Vanessa	3	2	2	12	.000	0	0	0	0	2	6	0	1	0	7	
TM TEAM		3	0	0	0	.000	0	0	0	0	0	0	0	0	0	0	
18	Ahrens, Rachel	2	9	9	25	.000	0	0	1	0	2	0	2	0	1	10	
11	Ammerman, Emma	2	0	0	0	.000	0	0	1	0	0	0	0	0	0	0	
17	Shimatis, Avery	1	0	3	8	-.375	0	0	0	0	1	0	0	0	0	0.5	
Totals		32	28	27	107	.009	28	0	2	9	3	18	1	49	1	1	42.0

Set	K	E	TA	%
1	7	7	38	0
2	10	9	33	0.03
3	11	11	36	0
	28	27	107	.009

2023 NEBRASKA VOLLEYBALL

2022 BOX SCORES

MATCH 9: #2 NEBRASKA 3, #13 KENTUCKY 0

SEPT. 18, 2022

Site: Lexington, KY (Memorial Coliseum)
Date: 9/18/2022 Attendance: 3,933 Time: 2:54 pm
Officials:

Set Scores		1	2	3
Nebraska (3)		27	25	25
Kentucky (0)		25	20	16

Nebraska (8-1,0-0 Big Ten)

#	Player	SP	Attack				PCT	Set		Serve		Block			Defense			Rec	PTS
			K	E	TA	A		A	E	SA	SE	BS	BA	BE	DIG	BHE	RE		
23	Hord, Kaitlyn	3	5	1	12	.333	0	0	0	0	1	3	0	0	0	0	0	7.5	
2	Knuckles, Kenzie	3	1	0	1	1.000	0	0	0	1	0	0	0	8	0	0	1		
10	Kubik, Madi	3	9	3	31	.194	0	0	2	1	0	2	0	9	0	2	12		
4	Evans, Anni	3	0	0	0	0	16	0	0	0	0	0	5	0	0	0			
8	Rodriguez, Lexi	3	0	0	0	0	7	0	0	2	0	0	15	0	0	0			
9	Orr, Kennedy	3	0	0	1	.000	20	0	0	1	0	0	4	1	0	0			
13	Lauenstein, Whitney	3	11	1	27	.370	0	0	2	3	0	3	2	0	0	14.5			
22	Krause, Lindsay	3	9	2	23	.304	0	0	0	0	0	1	0	2	0	9.5			
44	Mendelson, Maggie	3	4	2	13	.154	0	0	0	0	0	3	0	2	0	5.5			
5	Allick, Bekka	3	5	0	8	.625	0	0	0	3	0	6	2	4	0	8			
TM	TEAM	3	0	0	0	0	0	0	0	0	0	0	0	0	0	0			
7	Boesiger, Maisie	1	0	0	0	0	0	0	0	0	0	0	0	0	0	0			
Totals			34	44	9	116	.302	43	0	4	11	1	18	2	51	1	2	58.0	

Set	K	E	TA	%
1	14	2	44	0.273
2	15	5	36	0.278
3	15	2	36	0.361
	44	9	116	.302

Kentucky (5-4,0-0 SEC)

#	Player	SP	Attack				PCT	Set		Serve		Block			Defense			Rec	PTS
			K	E	TA	A		E	A	SE	BS	BA	BE	DIG	BHE	RE			
8	Rollins, Adanna	3	8	4	32	.125	0	0	0	1	0	0	0	10	0	0	0	8	
15	Tealar, Azhani	3	6	3	20	.150	0	0	0	1	1	2	0	1	0	0	0	8	
11	Goettinger, Elise	3	5	4	17	.059	0	0	0	0	0	0	0	0	0	0	5		
10	Rutherford, Reagan	3	9	4	27	.185	1	0	1	1	0	1	0	12	0	1	10.5		
9	Walker, Riah	3	0	1	1	.000	0	0	1	0	0	0	0	7	0	0	1		
6	Beavin, Eleanor	3	0	0	0	0	1	0	0	2	0	0	0	12	0	3	0		
4	Grome, Emma	3	1	0	1	1.000	30	3	0	1	0	1	0	7	0	0	1.5		
13	Lamb, Erin	3	8	4	29	.138	0	0	0	0	0	0	0	2	0	0	8		
TM	TEAM	3	0	0	0	0	0	0	0	0	0	0	0	0	0	0	0		
14	Bell, Bella	2	1	0	1	1.000	0	0	0	0	0	0	0	0	0	0	1		
1	Berezowitz, Maddie	1	0	0	0	0	0	0	0	0	0	0	0	0	0	0	0		
19	Whitworth, Audrey	1	0	0	0	0	0	0	0	0	0	0	0	1	0	0	0		
Totals		31	38	20	128	.141	32	3	2	6	1	4	0	52	0	4	43.0		

Set	K	E	TA	%	Tie scores	1	2	3	Total
1	16	7	52	0.173		14	6	1	21
2	10	7	37	0.081	Lead changes	4	3	1	8
3	12	6	39	0.154					
	38	20	128	.141					

MATCH 10: #3 NEBRASKA 3, MICHIGAN STATE 0

SEPT. 23, 2022

Site: Lincoln, NE (Bob Devaney Sports Center)
Date: 9/23/2022 Attendance: 8,282 Time: 7:04 pm
Officials:

Set Scores		1	2	3
Michigan St. (0)		15	19	23
Nebraska (3)		25	25	25

Michigan St. (9-3,0-1 Big Ten)

#	Player	SP	Attack				PCT	Set		Serve		Block			Defense			Rec	PTS
			K	E	TA	A		E	SA	SE	BS	BA	BE	DIG	BHE	RE			
9	Monks, Emma	3	2	0	5	.400	0	0	0	0	0	4	0	0	0	0	0	0	4
1	Iosia, Nalani	3	0	0	1	.000	3	0	0	6	0	0	0	0	16	0	0	0	0
25	Bishop, Julia	3	5	0	8	.625	19	3	0	0	0	2	2	6	1	0	6		
13	Moore, Aliyah	3	5	3	19	.105	0	0	0	0	0	2	0	3	0	0	6		
11	Horejsi, Avery	3	0	0	0	0	1	0	0	0	0	0	0	0	0	0	0	0	0
17	Swain, Jaylin	3	0	0	0	0	1	0	1	1	0	0	0	6	0	0	0	1	
12	Doezema, Evie	3	8	6	28	.071	1	0	0	2	1	1	0	4	0	1	9.5		
10	O'Gorman, Maradith	3	7	2	18	.278	0	0	0	1	0	3	0	2	0	0	8.5		
6	Okur, Nil	3	0	1	9	-.111	0	0	0	4	0	4	0	0	0	0	2		
TM	TEAM	3	0	0	0	0	0	0	0	0	0	0	0	0	0	0	0	0	0
8	O'Gorman, Aubrey	1	0	0	0	0	0	0	0	1	0	0	0	0	0	0	0	0	0
Totals			31	27	12	88	.170	25	3	1	15	1	16	2	37	1	1	37.0	

Set	K	E	TA	%
1	8	4	24	0.167
2	6	2	26	0.154
3	13	6	38	0.184
	27	12	88	.170

Nebraska (9-1,1-0 Big Ten)

#	Player	SP	Attack				PCT	Set		Serve		Block			Defense			Rec	PTS
			K	E	TA	A		E	SA	SE	BS	BA	BE	DIG	BHE	RE			
23	Hord, Kaitlyn	3	6	1	11	.455	0	0	0	0	0	2	0	0	0	0	0	7	
2	Knuckles, Kenzie	3	0	0	0	0	0	0	1	0	0	0	0	5	0	0	0	0	
10	Kubik, Madi	3	14	7	33	.212	1	0	1	1	0	1	1	4	0	0	15.5	0	
4	Evans, Anni	3	0	0	1	.000	18	0	0	0	0	0	0	5	0	0	0	0	
8	Rodriguez, Lexi	3	0	0	0	0	6	0	2	0	0	0	0	13	0	0	0	0	
9	Orr, Kennedy	3	0	0	0	0	14	0	0	2	1	0	0	8	0	0	1	0	
13	Lauenstein, Whitney	3	5	5	23	.000	0	0	2	1	1	0	5	0	0	0	6.5	0	
22	Krause, Lindsay	3	6	0	14	.429	0	0	0	0	0	0	0	1	0	1	6	0	
44	Mendelson, Maggie	3	6	4	12	.167	0	0	0	0	2	1	0	0	0	0	7	0	
5	Allick, Bekka	3	6	2	13	.308	1	0	0	2	0	2	0	2	0	0	7	0	
TM	TEAM	3	0	0	0	0	0	0	0	0	0	0	0	0	0	0	0	0	
TOTALS		33	43	19	107	.224	39	0	1	10	2	8	2	43	0	1	50.0	0	

Set	K	E	TA	%	Tie scores	1	2	3	Total
1	15	4	29	0.379		3	0	2	5
2	16	8	41	0.195	Lead changes	2	0	1	3
3	12	7	37	0.135					
	43	19	107	.224					

MATCH 11: #3 NEBRASKA 3, #7 OHIO STATE 2

SEPT. 24, 2022

Site: Lincoln, NE (Bob Devaney Sports Center)
Date: 9/24/2022 Attendance: 8,342 Time: 7:03 pm
Officials:

Set Scores		1	2	3	5
Ohio St. (2)		22	26	25	13
Nebraska (3)		25	24	19	15

Ohio St. (5-5,1-1 Big Ten)

#	Player	SP	Attack				PCT	Set			Serve			Block			Defense			Rec	PTS
			K	E	TA	A		E	SA	SE	BS	BA	BE	DIG	BHE	RE					
16	Powell, Adria	5	3	3	11	.000	0	0	0	0	2	0	0	2	0	0	0	0	4		
6	Murr, Kylie	5	0	0	0	0	4	0	2	0	0	0	0	17	0	0	0	0	0		
8	Gonzales, Gabby	5	15	5	51	.196	2	0	0	2	0	0	0	9	0	0	15	0	0		
10	Podraza, Mac	5	3	0	7	.429	54	0	0	0	0	1	1	17	0	0	3.5				
18	Moore, Jenaisya	5	21	9	40	.300	0	0	0	0	0	1	0	3	0	3	21.5				
1	Morbitzer, Sarah Sue	5	0	0	0	0	0	0	6	0	0	0	0	13	0	1	0	0	0		
20	Rader, Rylee	5	5	1	23	.174	1	0	3	0	3	1	5	5	0	1	6.5				
2	Londot, Emily	5	17	7	60	.000	0	0	0	7	0	0	0	13	0	0	18.5				
TM	TEAM	5	0	0	0	0	0	0	0	0	0	0	0	0	0	0	0	0	0		
Totals		45	64	35	192	.151	61	0	20	0	10	2	79	1	6	69.0					

2023 NEBRASKA VOLLEYBALL

2022 BOX SCORES

MATCH 21: #1 NEBRASKA 3, MARYLAND 0

OCT. 29, 2022

Site: Lincoln, NE (Bob Devaney Sports Center)
Date: 10/29/2022 Attendance: 8,133 Time: 7:33 pm
Officials:

Set Scores		1	2	3
Maryland (0)		16	9	19
Nebraska (3)		25	25	25

Maryland (13-11,4-8 Big Ten)

#	Player	SP	Attack				PCT	Set		Serve		Block			Defense			Rec	RE	PTS
			K	E	TA			A	E	SA	SE	BS	BA	BE	DIG	BHE				
0	Jones, Rainele	3	2	2	9	.000	0	0	0	0	1	0	0	0	0	0	0	3		
22	Naumann, Maddie	3	0	0	0	0	0	0	0	0	0	0	0	2	0	0	0	0		
88	Russ, Anastasia	3	4	1	12	.250	1	0	0	0	0	4	0	0	0	0	0	6		
5	Finnerty, Lexy	3	0	0	0	0	0	0	0	0	0	0	0	4	0	0	0	0		
44	Csire, Sam	3	4	7	24	-.125	1	0	0	2	0	1	0	7	0	3	4.5			
3	Ricks, Laila	3	5	0	12	.417	0	0	0	1	2	0	0	0	0	0	6			
8	Dowler, Sydney	3	3	1	7	.286	16	1	0	1	0	1	3	11	0	0	3.5			
12	Gomillion, Milan	3	0	0	0	0	5	0	1	0	0	0	11	0	0	0	0			
13	Engel, Erin	3	0	0	0	0	0	0	1	0	0	0	2	0	0	0	0			
2	Ivey, Laila	3	6	12	31	-.194	0	0	0	0	0	0	0	3	0	1	6			
TM	TEAM	3	0	0	0	0	0	0	0	0	0	0	0	0	0	0	0			
4	Grimshaw, Gem	1	0	1	1	-1.000	0	0	0	0	0	0	0	1	0	2	0			
Totals		34	24	24	96	.000	23	1	0	6	1	8	3	41	0	6	29.0			

Set	K	E	TA	%
1	11	9	40	0.05
2	6	8	24	-0.083
3	7	7	32	0
24	24	24	96	.000

Nebraska (19-2,11-1 Big Ten)

#	Player	SP	Attack				PCT	Set		Serve			Block			Defense			Rec	PTS
			K	E	TA			A	E	SA	SE	BS	BA	BE	DIG	BHE	RE			
1	Hames, Nicklin	3	1	0	1	1.000		17	1	0	0	0	0	0	5	0	0	2		
23	Hord, Kaitlyn	3	5	1	12	.333		1	0	0	0	0	9	1	0	0	0	9.5		
7	Knuckles, Kenzie	3	0	0	2	.000		0	0	0	0	0	0	0	8	0	0	0		
10	Kubik, Madi	3	5	3	19	.105		0	0	2	0	0	1	0	8	0	0	7.5		
4	Evans, Anni	3	0	0	0	0		13	1	0	0	0	0	0	7	0	0	0		
8	Rodriguez, Lexi	3	0	0	0	0		3	0	2	2	0	0	0	13	0	0	2		
13	Lauenstein, Whitney	3	7	3	18	.222		0	0	1	2	0	8	2	2	0	0	12		
22	Krause, Lindsay	3	7	1	13	.462		0	0	0	0	0	3	0	1	0	0	8.5		
5	Allick, Bekka	3	7	2	13	.385		0	0	0	1	0	3	0	0	0	0	8.5		
TM TEAM		3	0	0	0	0		0	0	0	0	0	0	0	0	0	0	0		
14	Batenhorst, Ally	2	5	2	14	.214		0	0	0	0	0	0	0	0	0	0	5		
44	Mendelson, Maggie	1	1	1	3	.000		0	0	0	0	0	0	0	0	0	0	1		
7	Boesiger, Maisie	1	0	0	0	0		0	0	0	0	0	0	0	1	0	0	0		
Totals		34	38	13	95	.263		34	2	6	5	0	24	1	46	0	0	56.0		

Set	K	E	TA	%
1	11	4	32	0.219
2	12	1	25	0.44
3	15	8	38	0.184
	38	13	95	.263

	1	2	3	Total
Tie scores	0	0	1	1
Lead changes	0	0	0	0

MATCH 23: #4 NEBRASKA 3, NORTHWESTERN 2

NOV. 6, 2022

Site: Evanston, IL (Welsh-Ryan Arena)
Date: 11/6/2022 Attendance: 4,019 Time: 1:02 pm
Officials:

Set Scores		1	2	3	5
Nebraska (3)		27	23	23	15
Northwestern (2)		29	20	25	23

Nebraska (21-2,13-1 Big Ten)

#	Player	SP	Attack				PCT	Set		Serve		Block			Defense			Rec	PTS
			K	E	TA			A	E	SA	SE	BS	BA	BE	DIG	BHE			
1	Hames, Nicklin	5	0	0	0	0		31	0	1	2	0	1	0	0	19	0	0	1.5
23	Hord, Kaitlyn	5	7	2	12	.417	0	0	0	0	0	0	9	0	0	0	0	0	11.5
2	Knuckles, Kenzie	5	1	0	4	.250	3	0	0	2	0	0	0	0	7	0	1	1	
10	Kubik, Madi	5	15	5	37	.270	0	1	0	0	0	0	0	0	8	0	4	15	
4	Evans, Anni	5	0	0	0	0	18	0	0	0	0	0	0	0	3	0	0	0	
8	Rodriguez, Lexi	5	0	0	0	0	7	0	0	4	0	0	0	0	10	0	1	0	
13	Lauenstein, Whitney	5	16	4	34	.353	1	0	0	2	0	7	0	2	0	2	0	19.5	
14	Batenhorst, Ally	5	9	3	25	.240	0	0	0	0	0	3	0	3	0	3	0	10.5	
22	Krause, Lindsay	5	14	3	29	.379	0	0	0	0	0	0	1	0	2	0	0	14.5	
5	Allick, Bekka	5	4	5	11	-.091	0	0	3	4	2	3	0	3	1	0	0	10.5	
TM	TEAM	5	0	0	0	0	0	0	0	0	0	0	0	0	0	0	0	0	
7	Boesiger, Maisie	5	0	0	0	0	0	0	0	0	0	0	0	0	0	0	0	0	
Totals		27	66	22	152	.289	60	1	4	14	2	24	0	57	1	6	84.0		

Set	K	E	TA	%
1	13	4	33	0.273
2	18	4	38	0.368
3	15	5	39	0.256
4	13	7	31	0.194
5	7	2	11	0.455
	66	22	152	.289

Northwestern (17-9,6-8 Big Ten)

#	Player	SP	Attack				PCT	Set		Serve			Block			Defense			Rec	RE	PTS
			K	E	TA			A	E	SA	SE	BS	BA	BE	DIG	BHE					
23	Miller, Megan	5	0	0	0	0		4	0	0	2	0	0	0	0	11	0	1	0		
19	Lesiak, Hanna	5	15	9	49	.122		1	0	2	1	0	1	0	11	0	1	0	1	17.5	
12	Thomas-Allara, Temi	5	26	7	57	.333		1	0	0	0	0	3	0	5	0	0	0	27.5		
4	Cronister, Charlotte	5	0	0	0	0		0	0	1	3	0	0	0	3	0	0	0	1		
21	Becker, Desiree	5	10	1	20	.450		1	0	0	0	1	4	0	0	0	0	0	13		
7	Dodson, Leilani	5	2	2	7	.000		1	0	0	0	0	2	0	1	0	0	3			
6	Stinson, Ellee	5	0	0	0	0		1	0	0	0	0	0	0	13	0	0	0			
8	Hernandez, Averie	5	0	0	0	0		0	0	2	3	0	0	0	0	0	0	0	2		
1	Noordermeer, Sienna	5	1	1	3	.000		44	0	1	2	0	1	0	6	4	0	2.5			
18	Randorf, Kathryn	5	5	8	22	-.136		0	0	0	0	0	0	1	0	1	0	0	5.5		
TM TEAM		5	0	0	0	0		0	0	0	0	0	0	0	0	0	0	0	2	0	
2	Cannon, Abryanna	1	0	0	0	0		0	0	0	0	0	0	0	0	0	0	0	0		
9	Reinings, Grace	1	0	1	1	-1.000		2	0	0	0	0	0	0	0	0	0	0	0		
Totals		57	59	29	159	.189		54	0	6	11	1	12	0	51	4	4	72.0			

Set	K	E	TA	%
1	18	7	32	0.344
2	10	5	33	0.152
3	16	4	42	0.286
4	12	6	35	0.171
5	3	7	17	-0.235
	59	29	159	.189

	1	2	3	4	5	Total
Tie scores	7	4	5	6	1	23
Lead changes	3	2	4	4	1	14

MATCH 22: #4 NEBRASKA 3, INDIANA 0

NOV. 2, 2022

Site: Lincoln, NE (Bob Devaney Sports Center)
Date: 11/2/2022 Attendance: 8,205 Time: 8:05 pm
Officials:

Set Scores		1	2	3
Indiana (0)		22	10	19
Nebraska (3)		25	25	25

Indiana (13-12,6-7 Big Ten)

#	Player	SP	Attack			
---	--------	----	--------	--	--	--

2023 NEBRASKA VOLLEYBALL

2022 BOX SCORES

MATCH 25: #6 OHIO STATE 3, #4 NEBRASKA 1

NOV. 13, 2022

Site: Columbus, OH (Covelli Center)
Date: 11/13/2022 Attendance: 3,899 Time: 4:35 pm
Officials:

Set Scores		1	2
Nebraska (1)		23	21
Ohio St. (3)		31	25

Nebraska (22-3,14-2 Big Ten)

#	Player	Attack				Set	A	E	Serve	SA	SE	Block	BS	BA	BE	Defense	DIG	BHE	Rec	RE	PTS
		SP	K	E	TA	PCT															
1	Hames, Nicklin	4	0	0	0	0	22	0	2	1	0	0	0	0	0	21	0	0	2		
23	Hord, Kaitlyn	4	7	3	18	.222	0	0	0	0	0	0	4	0	0	1	0	0	9		
2	Knuckles, Kenzie	4	0	1	2	-.500	2	0	1	0	0	0	0	0	0	11	0	0	1	1	
10	Kubik, Madi	4	14	5	61	.148	0	0	0	3	0	2	1	0	0	10	0	1	15		
8	Rodriguez, Lexi	4	0	0	0	0	8	0	1	2	0	0	0	0	0	24	0	1	1		
13	Lauenstein, Whitney	4	12	5	41	.171	1	0	1	4	0	2	1	4	0	4	0	0	14		
14	Batenhorst, Ally	4	15	5	39	.256	0	0	0	0	0	1	0	4	0	4	0	0	15.5		
22	Krause, Lindsay	4	5	3	22	.091	0	0	0	0	0	1	0	4	0	4	0	0	5.5		
5	Allick, Bekka	4	6	2	25	.160	0	0	1	3	0	2	0	2	0	0	0	0	7.5		
TM TEAM		4	0	0	0	0	0	0	0	0	0	0	0	0	0	0	0	0	0		
4	Evans, Anni	2	0	0	0	0	6	0	0	0	0	0	0	0	0	3	1	0	0		
9	Orr, Kennedi	2	0	0	0	0	8	0	0	0	0	0	0	0	0	2	0	0	0		
7	Boesiger, Maisie	1	0	0	0	0	0	0	0	0	0	0	0	0	0	0	0	0	0		
Totals		45	59	24	208	.168	57	0	6	13	0	12	2	86	1	3	71.0				

Set	K	E	TA	%
1	15	6	53	0.17
2	15	7	63	0.127
3	18	7	54	0.204
4	11	4	38	0.184
59	24	208	.168	

Ohio St. (19-5,15-1 Big Ten)

#	Player	Attack				Set	A	E	Serve	SA	SE	Block	BS	BA	BE	Defense	DIG	BHE	Rec	RE	PTS
		SP	K	E	TA	PCT															
15	Powell, Adria	4	6	2	22	.182	0	0	0	0	0	0	6	0	0	0	0	0	9		
6	Murr, Kylie	4	0	0	1	.000	6	0	2	2	0	0	0	0	0	24	0	3	2		
8	Gonzales, Gabby	4	18	4	51	.275	1	0	0	0	0	1	0	20	0	2	18.5				
10	Podraza, Mac	4	3	0	9	.333	55	0	0	2	0	1	0	11	1	0	3.5				
18	Moore, Jenaiya	4	12	6	36	.167	0	0	0	0	0	3	0	7	0	0	13.5				
1	Moritzner, Sarah Sue	4	0	0	0	0	1	0	1	1	0	0	0	16	0	0	1				
20	Rader, Rylee	4	4	1	19	.158	0	0	0	0	0	3	1	2	1	0	5.5				
22	London, Emily	4	23	5	51	.353	1	0	0	1	0	4	2	21	0	0	25				
TM TEAM		4	0	0	0	0	0	0	0	0	0	0	0	0	0	0	1	0			
Totals		36	66	18	189	.254	64	0	3	9	0	18	3	101	2	6	78.0				

Set	K	E	TA	%		1	2	3	4	Total
1	20	7	57	0.228	Tie scores	16	6	8	2	32
2	15	4	49	0.224	Lead changes	6	1	2	1	10
3	14	5	47	0.191						
4	17	2	36	0.417						
	66	18	189	.254						

Tie scores	16	6	8	2	32
Lead changes	6	1	2	1	10

MATCH 27: #6 NEBRASKA 3, #19 PURDUE 0

NOV. 20, 2022

Site: Lincoln, NE (Bob Devaney Sports Center)
Date: 11/20/2022 Attendance: 8,248 Time: 12:04 pm
Officials:

Set Scores		1	2	3
Purdue (0)		22	20	1
Nebraska (3)		25	25	25

Purdue (19-9,10-8 Big Ten)

#	Player	Attack					Set		Serve			Block			Defense			Rec	PTS
		SP	K	E	TA	PCT	A	E	SA	SE	BS	BA	BE	DIG	BHE	RE			
20	Clayton, Hannah	3	2	1	10	.100	0	0	0	0	1	0	0	0	0	0	0		
4	Balensiefer, Grace	3	2	1	7	.143	10	2	1	0	0	1	0	5	0	0	3.5		
5	Chinn, Maddy	3	7	2	21	.238	0	0	0	0	0	3	0	1	0	0	8.5		
8	Schermerhorn, Maddie	3	0	0	0	0	3	0	1	0	0	0	0	13	1	1	1		
12	Ellis, Emma	3	3	5	21	-.095	0	0	0	0	2	2	0	0	0	0	4		
11	Brown, Emily	3	0	0	1	.000	1	0	0	1	0	0	0	7	0	0	0		
7	Colvin, Raven	3	6	2	15	.267	0	0	1	2	0	5	1	0	0	0	9.5		
10	Hornung, Ali	3	0	0	0	0	2	0	0	1	0	0	0	11	0	1	0		
17	Hudson, Eva	3	6	9	42	-.071	1	0	0	1	1	1	0	9	0	0	7.5		
TM	TEAM	3	0	0	0	0	0	0	0	0	0	0	0	0	0	0	0		
16	Koch, Madeline	2	2	3	9	-.111	0	0	0	0	0	0	0	1	0	0	2		
1	Torrance, Ava	1	0	0	0	0	0	0	0	0	0	0	0	0	0	0	0		
3	Renner, Megan	1	0	0	0	0	9	0	0	0	0	0	0	6	0	0	0		
1	Myers, Lourdes	1	0	1	1	-1.000	0	0	0	0	0	1	0	0	0	0	0.5		
22	Rastovski, Emily	1	0	2	2	-1.000	0	0	0	0	0	0	0	0	0	0	0		
Totals		36	28	26	129	.016	26	2	3	5	2	13	1	53	0	2	39.5		

Set	K	E	TA	%
1	14	6	43	0.186
2	8	10	47	-0.043
3	6	10	39	-0.103
28	26	129	.016	

Nebraska (24-3,16-2 Big Ten)

#	Player	Attack				Set	A	E	Serve	SA	SE	Block	BS	BA	BE	Defense	DIG	BHE	Rec	RE	PTS
		SP	K	E	TA	PCT															
1	Hames, Nicklin	3	0	0	0	0	22	1	0	0	0	0	1	0	0	6	0	0	0.5		
23	Hord, Kaitlyn	3	1	1	6	.000	0	0	0	0	0	0	4	0	0	0	0	0	3		
2	Knuckles, Kenzie	3	1	1	6	.000	0	0	1	1	0	0	0	0	0	14	0	0	2		
10	Kubik, Madi	3	17	3	45	.311	0	0	0	0	0	2	0	11	0	0	18				
8	Rodriguez, Lexi	3	0	0	0	0	3	0	0	1	0	0	0	17	0	3	0				
9	Orr, Kennedi	3	0	0	0	0	13	1	0	0	0	0	0	4	0	0	0				
13	Lauenstein, Whitney	3	4	6	16	-.125	0	0	1	1	0	2	0	6	0	0	6				
14	Batenhorst, Ally	3	7	2	22	.227	0	0	0	0	1	1	0	2	0	0	8.5				
22	Krause, Lindsay	3	7	2	15	.333	0	0	0	0	0	1	1	2	0	0	7.5				
5	Allick, Bekka	3	3	2	10	.100	0	0	0	0	0	1	3	1	1	0	0	5.5			
TM TEAM		3	0	0	0	0	0	0	0	0	0	0	0	0	0	0	0	0	0		
7	Boesiger, Maisie	2	0	0	0	0	0	0	0	0	0	0	0	0	0	0	0	0	0		
Totals		35	40	17	120	.192	38	2	2	3	2	14	2	63	0	3	51.0				

Set	K	E	TA	%
1	13	7	47	0.128
2	15	7	47	0.17
3	12	3	26	0.346
40	17	120	.192	

Tie scores	10	4	0	14
Lead changes	5	2	0	7

MATCH 26: #6 NEBRASKA 3, IOWA 0

NOV. 18, 2022

Site: Coralville, IA (Xstream Arena)
Date: 11/18/2022 Attendance: 3,987 Time: 6:04 pm
Officials:

Set Scores		1	2	3
Nebraska (3)		25	25	25
Iowa (0)		14	17	14

Nebraska (23-3,15-2 Big Ten)

#	Player	Attack				Set	A	E	Serve	SA	SE	Block	BS	BA	BE	Defense	DIG	BHE	Rec
---	--------	--------	--	--	--	-----	---	---	-------	----	----	-------	----	----	----	---------	-----	-----	-----

2023 NEBRASKA VOLLEYBALL

2022 BOX SCORES

MATCH 29: #9 MINNESOTA 3, #5 NEBRASKA 0

NOV. 26, 2022

Site: Lincoln, NE (Bob Devaney Sports Center)
Date: 11/26/2022 Attendance: 8,225 Time: 8:08 pm
Officials:

Set Scores	1	2	3
Minnesota (3)	25	25	25
Nebraska (0)	22	23	22

Minnesota (20-8,15-5 Big Ten)

#	Player	SP	Attack				Set		Serve			Block			Defense			Rec	PTS
			K	E	TA	PCT	A	E	SA	SE	BS	BA	BE	DIG	BHE	RE			
7	McGraw, CC	3	0	0	1	.000	2	0	0	3	0	0	0	13	0	0	0		
6	Killely, Rachel	3	0	0	1	.000	0	0	0	1	0	0	0	12	0	0	0		
3	Wenaas, Jenna	3	8	2	26	.231	0	0	1	1	0	1	0	8	0	0	9.5		
5	Shaffmaster, Melani	3	2	0	9	.222	34	0	0	2	0	1	1	9	0	0	2.5		
12	Landfair, Taylor	3	15	6	33	.273	2	0	0	2	0	5	0	6	1	3	17.5		
3	Wucherer, McKenna	3	3	3	19	.000	0	0	0	0	0	1	1	2	0	0	3.5		
10	McGhie, Elise	3	0	0	0	0	0	0	0	0	0	0	0	0	0	0	0		
20	Davis, Arica	3	4	2	10	.200	0	0	0	0	0	1	0	0	0	0	4.5		
52	Booth, Carter	3	7	0	11	.636	0	0	0	0	2	6	1	11	63	12	12		
TM TEAM		3	0	0	0	0	0	0	0	0	0	0	0	0	0	0	0		
8	Gros, Naya	1	2	0	5	.400	0	0	0	0	0	1	0	0	0	0	2.5		
22	Hanson, Julia	1	0	0	0	0	0	0	0	0	0	0	0	0	0	0	0		
Totals		32	41	13	115	.243	38	0	1	9	2	16	3	51	1	3	52.0		

Set	K	E	TA	%
1	16	2	34	0.412
2	11	5	35	0.171
3	14	6	46	0.174
	41	13	115	.243

Nebraska (24-5,16-4 Big Ten)

#	Player	Attack					Set		Serve			Block			Defense			Rec	PTS
		SP	K	E	TA	PCT	A	E	SA	SE	BS	BA	BE	DIG	BHE	RE			
23	Hord, Kaitlyn	3	4	3	14	.071	0	0	0	0	1	0	0	1	0	0	5		
10	Kubik, Madi	3	5	0	24	.208	0	0	0	2	0	0	0	11	0	0	5		
4	Evans, Anni	3	0	0	0	0	15	0	0	1	0	0	0	10	0	0	10		
8	Rodriguez, Lexi	3	0	0	0	0	4	0	0	0	0	0	0	1	0	0	1		
9	Orr, Kennedy	3	0	0	0	0	18	0	0	3	0	0	0	16	1	0	0		
13	Lauenstein, Whitney	3	11	3	22	.364	2	0	0	0	1	2	0	3	0	0	13		
14	Batenhorst, Ally	3	5	7	24	-.083	0	0	1	2	0	1	1	11	0	0	6.5		
22	Krause, Lindsay	3	11	5	25	.240	0	0	0	0	0	0	0	0	0	0	11		
5	Allick, Bekka	3	5	4	15	.067	0	0	1	2	0	3	0	1	0	0	7.5		
TM TEAM		3	0	0	0	0	0	0	0	0	0	0	0	0	0	0	0		
7	Boessiger, Maisie	2	0	0	0	0	0	0	0	0	0	0	0	0	0	0	0		
Totals		32	41	22	124	.153	39	0	3	10	2	6	2	54	1	1	49.0		

Set	K	E	TA	%
1	16	6	40	0.25
2	12	9	37	0.081
3	13	7	47	0.128
	41	22	124	.153

1	2	3	Total
15	8	4	15
2	4	3	9

Tie scores

Lead changes

MATCH 31: #7 NEBRASKA 3, KANSAS 1

DEC. 2, 2022

Site: Lincoln, NE (Bob Devaney Sports Center)
Date: 12/2/2022 Attendance: 8,235 Time: 7:05 pm
Officials:

Set Scores	1	2	3	4
Kansas (1)	14	18	25	24
Nebraska (3)	25	25	19	26

Kansas (19-11,8-8 Big 12)

#	Player	SP	Attack				Set			Serve			Block			Defense			Rec	PTS
			K	E	TA	PCT	A	E	SA	SE	BS	BA	BE	DIG	BHE	RE				
15	Dooley, Lauren	4	4	3	10	.100	0	0	0	0	0	3	1	0	0	0	0	5.5		
2	Langs, Rachel	4	7	1	19	.316	0	0	1	1	8	0	3	0	3	0	12	12		
8	Szabo, Anezka	4	6	4	25	.080	1	0	0	0	0	3	0	2	0	0	7.5	7.5		
1	Farris, Kennedy	4	0	0	0	0	2	0	1	4	0	0	0	0	17	0	0	1		
6	Schultz, Molly	4	0	0	0	0	0	0	0	0	0	0	0	0	0	0	0	0		
17	Elnady, Ayah	4	0	1	11	-.091	0	0	1	1	0	0	0	0	4	0	0	1		
14	Bien, Caroline	4	11	5	36	.167	1	0	2	1	0	2	0	1	11	0	1	14		
22	Turner, Camryn	4	1	3	11	-.182	36	1	0	3	0	6	1	8	0	0	4	4		
7	Dalton, Katie	4	0	1	1	-1.000	3	0	0	2	0	0	0	0	11	0	0	0		
TM	TEAM	4	0	0	0	0	0	0	0	0	0	0	0	0	0	0	0	0		
21	Davis, London	3	2	0	3	.667	0	0	0	0	0	0	0	0	0	0	0	0		
4	Swanson, Rhian	3	14	4	35	.286	0	0	0	0	0	2	0	0	15	0	0	15		
25	McGehe, Bryn	2	0	0	0	0	0	0	0	1	0	0	0	0	0	0	0	3		
20	Kirsch, Brynn	1	0	0	0	0	0	0	0	0	0	0	0	0	0	0	0	0		
Totals		49	45	22	151	.152	43	1	4	13	1	24	2	60	0	1	63.0			

Set	K	E	TA	%
1	2	10	32	-0.25
2	12	3	38	0.237
3	17	4	42	0.31
4	14	5	39	0.231
	45	22	151	.152

Nebraska (26-5,16-4 Big Ten)

#	Player	Attack					Set		Serve			Block			Defense			Rec	PTS
		SP	K	E	TA	PCT	A	E	SA	SE	BS	BA	BE	DIG	BHE	RE			
1	Harnes, Nicklin	4	0	0	0	0	25	0	0	1	0	0	1	6	0	0	0		
23	Hord, Kaitlyn	4	9	2	20	.350	2	0	0	0	0	7	0	0	0	0	12.5		
10	Kubik, Madi	4	10	7	34	.088	2	0	0	2	1	3	0	16	0	1	12.5		
4	Evans, Anni	4	0	0	1	.000	20	0	0	0	0	0	0	0	0	0	8		
8	Rodriguez, Lexi	4	0	0	0	0	2	0	0	0	1	0	0	14	1	0	1		
13	Lauenstein, Whitney	4	7	4	20	.150	0	0	1	3	0	2	1	7	0	0	1		
14	Batenhorst, Ally	4	10	7	31	.097	0	0	0	1	0	2	0	10	0	0	11		
22	Krause, Lindsay	4	13	3	28	.357	1	0	0	0	0	2	0	4	0	0	14		
7	Boessiger, Maisie	4	0	0	1	.000	1	0	0	1	0	0	0	3	0	0	3		
5	Allick, Bekka	4	9	0	16	.563	1	0	0	0	0	1	2	3	3	0	11		
TM TEAM		4	0	0	0	0	0	0	0	0	0	0	0	0	0	0	0		
Totals		44	58	23	151	.232	54	0	1	9	2	18	2	71	0	0	70.0		

Set	K	E	TA	%		1	2	3	4	Total
1	10	6	28	0.143	Tie scores	3	12	3	13	31
2	19	4	38	0.395	Lead changes	1	4	1	8	14
3	10	5	38	0.132						
4	19	8	47	0.234						
	58	23	151	.232						

1	2	3	4	Total
3	12	3	13	31
1	4	1	8	14

Tie scores

Lead changes

MATCH 30: #7 NEBRASKA 3, DELAWARE STATE 0

DEC. 1, 2022

Site: Lincoln, NE (Bob Devaney Sports Center)
Date: 12/1/2022 Attendance: 8,062 Time: 7:05 pm
Officials:

Set Scores	1	2	3
Delaware St. (0)	15	9	10
Nebraska (3)	25	25	25

Delaware St. (24-7,11-3 MEAC)

#	Player	Attack					Set		Serve		Block			Defense		Rec	PTS
		SP	K	E	TA	PCT	A	E	SA	SE	BS	BA	BE	DIG	BHE		
2	Cruz, Jasmal	3	0	0	0	0	1	0	0	0	0	0	0	10	0	1	0
30	Lewis, Sydney	3	1	4	14	~.214	0	0	0	0	0	0	1	0	0	1	1
18	Lacy, Alayna	3	1	0	1	1.000	5	0	1	0	0	0	0	3	1	0	2
19	Maldonado, Alondra	3	8	9	26	~.038	0	0	0	0	0	0	1	1	0	0	8
15	Otero, Valeria	3	2	7	29	~.172	0	0	0	1	0	0	0	8	0	1	2
20	Anderssohn, Malgorzata	3	0	0	0	0	9	1	1	0	0	0	0	8	0	1	1
6	Dawson, Kelsie	3	2	1	6	.167	0	0	0	0	0	0	0	0	0	0	2
1	Cordero, Karen	3	1	4	24	~.125	0	0	2	1	0	0	0	6	0	3	3
11	Allen, Danielle	3	3	5	11	~.182	0	0	0	0	0	0	0	0	0	0	3
TM	TEAM	3	0	0	0	0	0	0	0	0	0	0	0	0	0	0	0
7	Vernier, Maria	2	0	0	0	0	0	0	0	1	0	0	0	0	0	0	0
17	Tunçay, Naz	1	0	0	0	0	2	0	0	0	0	0	0	0	0	0	0
Totals		33	18	30	111	~.108	17	1	4	3	0	0	2	36	1	6	22.0

Set	K	E	TA	%
1	9	8	41	0.024
2	4	9	32	-0.156
3	5	13	38	-0.211
	18	30	111	-.108

Nebraska (25-5,16-4 Big Ten)

#	Player	SP	Attack				Set		Serve		Block			Defense		Rec	PTS
			K	E	TA	PCT	A	E	SA	SE	BS	BA	BE	DIG	BHE		
23	Hord, Kaitlyn	3	2	0	6	.333	1	0	0	0	0	9	0	1	0	0	6.5
10	Kubik, Madi	3	6	1	15	.333	1	0	1	0	1	3	0	10	0	1	9.5
4	Evans, Anni	3	0	0	0	0	10	0	0	0	0	0	0	8	1	0	0
8	Rodriguez, Lexi	3	0	0	0	0	4	0	2	1	0	0	0	19	0	2	2
9	Orr, Kennedy	3	0	0	0	0	10	1	1	0	1	0	0	2	9	0	10
22	Krause, Lindsay	3	10	0	20	.500	0	0	0	1	0	2	0	2	0	1	11
44	Mendelson, Maggie	3	4	0	9	.444	1	0	0	0	0	4	1	0	0	0	6
7	Boessiger, Maisie	3	0	0	0	0	2	0	1	0	0	0	0	4	0	0	1
5	Allick, Bekka	3	4	1	7	.429	1	0	0	0	1	4	1	1	0	0	7
TM	TEAM	3	0	0	0	0	0	0	0	0	0	0	0	0	0	0	0
14	Batenhorst, Ally	2	8	3	24	.208	1	0	2	0	0	2	1	0	0	0	11
13	Lauenstein, Whitney	1	0	0	4	.000	0	0	0	0	0	2	2	0	0	1	1
33	Kubik, Hayden	1	0	0	0	0	0	0	0	0	0	0	0	1	0	0	0
Totals		34	34	5	85	.341	31	1	6	3	2	26	3	56	3	4	55.5

Set	K	E	TA	%
1	11	3	32	0.25
2	13	1	22	0.545
3	10	1	31	0.29
	34	5	85	.341

1	2	3	Total
4	0	1	5
0	0	0	0

Tie scores

Lead changes

MATCH 32: #9 OREGON 3, #7 NEBRASKA 2

DEC. 8, 2022

Site: Louisville, KY (KFC Yum! Center)
Date: 12/8/2022 Attendance: 0 Time: 10:57 am
Officials:

Set Scores	1	2	3	4	5
Oregon (3)	14	26	22	32	15
Nebraska (2)	25	24	25	30	11

Oregon (26-5,17-3 Pac-12)

#	Player	Attack					Set			Serve			Block			Defense			Rec	RE	PTS
		SP	K	E	TA	PCT	A	E	SA	SE	BS	BA	BE	DIG	BHE						
42	Bacon, Karson	5	7	2	12	.417	0	0	0	0	1	0	0	0	0	0	7.5				
5	Nuneviller, Brooke	5	16	11	56	.089	3	0	0	1	0	2	1	15	0	3	17				
9	Pukis, Hannah	5	6	3	10	.300	57	0	2	4	1	0	0	20	0	0	9				
10	Murphy, Georgia	5	0	0	2	.000	4	0	0	1	0	0	0	21	0	1	0				
11	Lewis, Morgan	5	13	3	26	.385	0	0	0	0	0	0	0	4	0	0	13				
25	Robey, Kiari	5	5	2	9	.333	0	0	0	0	1	4	1	0	0	0	8				
4	McClellan, Daley	5	0	0	0	0	5	0	1	3	0	0	0	7	0	3	1				
19	Agi, Elise	5	0	0	0	0	0	0	0	4	0	0	0	2	0	0	0				
15	Colver, Mimi	5	26	8	71	.254	1	0	1	1	0	0	3	13	0	0	28.5				
10	TEAM	5	0	0	0	0	0	0	0	0	0	0	0	0	0	0	0				
16	Mutiri, Gloria	5	1	1	9	.000	0	0	0	0	0	0	0	1	0	1	0				
7	Neal, Colby	5	0	1	3	.333	70	0	0	0	2	10	0	0	0	0	0				
Total		52	74	31	198	.217	0	0	4	14	2	10	2	83	0	7	85.5				

NEBRASKA VOLLEYBALL: A CHAMPIONSHIP TRADITION

By Mike Babcock

A bulletin advertising an opening for the head volleyball coach's job at Nebraska had been discarded in a wastebasket in the coaches' office at Louisburg College. Paul Sanderford, the first-year head coach of the women's basketball team at the North Carolina junior college, retrieved the bulletin from the wastebasket and handed it to Terry Pettit, the school's head volleyball coach.

Without that assist from Sanderford, Pettit, an aspiring English teacher with a background in creative writing and poetry as well as coaching, would not have known about the opening. If he had not known about the opening, he would not have applied. And if he had not applied and been hired, the history of Husker volleyball would have been altered dramatically, because he and Husker volleyball became one and the same.

Pettit was the Nebraska volleyball coach from 1977 to 1999 – all but two years of the program's first 25 years of existence. Pat Sullivan, the Huskers' first volleyball coach, compiled an 83-21 record in two seasons of competition sanctioned by the Association of Intercollegiate Athletics for Women.

Before 1975, Nebraska didn't sponsor women's athletic teams. If women wanted to compete, they did so on loosely organized and unfunded club teams. It had been that way since the early 1900s, when a women's basketball team occasionally competed against teams from outside the University.

Basketball was introduced in the university's physical education classes for sophomore women in 1896, and as was the case with male students, class teams competed against each other.

Nebraska's first All-University women's team was organized in 1896 and included the best players regardless of class, according to the Nebraska State Journal. The team never lost, which should not be surprising, given how it was chosen and the quality of its intramural competition.

The first women's basketball game played before an audience was part of the University's sixth annual gymnasium exhibition in the spring of 1897, according to Phyllis Kay Wilke's "Physical Education for Women at Nebraska University, 1879-1923," published in Nebraska History in the spring of 1975.

Louise Pound seems to have been the driving force in women's basketball at Nebraska, organizing as well as playing on the earliest teams. She was captain of the first team to play against an opponent from outside the University in March of 1898. Pound, who also was the first All-University tennis champion, scored 11 points in a 15-7 victory against a team from Council Bluffs, Iowa.

In April of 1901, the university sponsored a women's state tournament under Pound's direction at Grant Memorial Hall. Nebraska was represented by an A team and a B team in a field that included teams from the Omaha YWCA, Lincoln High School and Wahoo High School. Nebraska's A team won the two-day competition and a month later won a rematch with the Omaha YWCA in Omaha.

In November of 1901, Nebraska played a team from the University of Missouri at Grant Hall, "the first intercollegiate match for girls ever played in the west," according to the Nebraska State Journal. Missouri was no match for its more experienced – and to that point undefeated – opponent, losing 31-4.

The Nebraska women did not suffer their first defeat until 1904, when they lost to a team from the University of Minnesota at Minneapolis after opening an abbreviated schedule by shutting out a team from the Lincoln YWCA. The Nebraska women avenged the Minnesota loss two weeks later in Lincoln.

The Nebraska women played games against the University of Minnesota, home-and-home two weeks apart, again in March of 1908, losing both, the second after a five-minute overtime.

Before the Minnesota games, Nebraska had defeated Nebraska Wesleyan to finish what was to be its final season



Nebraska's club volleyball program in the early 1970s set the foundation for the Huskers' early successes.

with a 1-2 record against outside competition. University women were not allowed to compete in basketball, as well as other sports, only in physical education classes after April 24, 1908.

In response to the concerns of faculty members, who considered such activity inappropriate, the University board of regents abolished intercollegiate athletics for women. If not for the passing of Title IX by Congress in 1972, there probably would not be women's intercollegiate athletics now.

Initially, "there wasn't an embracing of women's athletics," Pettit said. "It's like any civil rights movement almost. It's tolerated, and you have to educate the public as to what it means. Today if you asked on a ballot if women should have the opportunity to compete in sports, there would be an overwhelming majority of people who would support it. But that wasn't the case in the 1970s.

"One of the things that allowed Nebraska to be successful was that we jumped in with both feet," Pettit said. "Nebraska decided: 'Well, if we're going to do this, let's do it well.' Whereas some schools were hesitant to get going, Nebraska was one of

the first to offer scholarships. In any endeavor, if you're among the first, that gives you a tremendous advantage, and you continue to reap the benefits years later."

Under Pettit's direction, volleyball became to Husker women's athletics what football is to the Nebraska men's program. Pettit's teams advanced to the NCAA Semifinals six times, and his 1995 team won the national championship, defeating Texas in the final at Amherst, Massachusetts.

The 1995 Huskers finished 32-1, with their only loss coming against Stanford in the second match of the season. Senior Allison Weston was the AVCA Co-Player of the Year and among three first-team All-Americans from Nebraska. The others were Christy Johnson and Lisa Reitsma.

Weston, a middle blocker, earned first-team All-America honors three times, the first Husker to do so. But Nebraska consistently has been represented on All-America teams since 1980, when Terri Kanouse became the Huskers' first volleyball All-American, as selected by the AIAW. Three Huskers have earned All-America honors from the American Volleyball



The first Husker volleyball team, coached by Pat Sullivan (far right, back row), set the tone for future teams, compiling a 34-8 record and advancing to the AIAW regional finals in 1975.

2023 NEBRASKA VOLLEYBALL

A CHAMPIONSHIP TRADITION

Coaches Association in the same season 23 times since 1984.

After the 1999 season, Pettit turned the program over to his long-time friend and former NU assistant coach, John Cook. Cook arrived at Nebraska with impressive credentials after building the Wisconsin volleyball program into a national power, and he wasted no time making his mark at NU. In what was supposed to be a transition year, Cook led the Huskers to a perfect 34-0 record and the 2000 NCAA title.

The following season, Cook again guided the Huskers to the NCAA Semifinals, where they lost to eventual national champion Stanford. After two regional finals and a regional semifinal, the Huskers returned to the national title match in 2005 and won the school's third NCAA title in 2006, defeating Stanford, 3-1, in front of a then-NCAA record crowd of 17,209 at the Qwest Center. Nebraska added its fourth national title in 2015, beating Texas 3-0 at the CenturyLink Center in Omaha, and its fifth in 2017 after a 3-1 win over Florida in Kansas City.

In 23 years, Cook has guided Nebraska to a 656-98 record, four national titles, 10 NCAA Semifinal appearances, nine Big 12 championships and three Big Ten titles. During the Big 12 era, Cook's teams were an amazing 207-13.

The tradition that Cook continues to build began in 1978, when Kanouse and Shandi Pettine were the first Nebraska volleyball players to be recruited with full scholarships. By 1981, Pettit could award 12 scholarships.

"We had a full complement," he said. "And that put us ahead of some schools."

Those first Nebraska teams included primarily in-state athletes. But Kanouse was from Indiana and Pettine was from Colorado, evidence not only of Pettit's interest in expanding the Huskers' recruiting base, but also of the respect his program was earning beyond the state's borders.

Fiona Nepo, a three-time All-American setter from 1996 to 1998, came from Honolulu, Hawaii.

Karen Dahlgren, an All-American in 1985 and 1986, and Lynae Loseke, whose career was cut short by a knee injury, walked on, another element of the volleyball program's consistent success shared by the football program.

"We don't have 50 walk-ons, but if we can get one good one a year, it pays off," Pettit said.

The 1981 and 1982 recruits, which included Cathy Noth (from Iowa) and Mary Buysse (from Minnesota), gave the Huskers "two really good classes in a row," Pettit said. And, except for Dahlgren, who redshirted, they helped get Nebraska into the NCAA Tournament for the first time.

NU had qualified for the AIAW National Tournament in 1978 at Tuscaloosa, Ala., but "there was no excitement because nobody here got to see the matches," Pettit said.

That changed in 1982, when Nebraska defeated a Penn State team coached by Russ Rose (Pettit's assistant in 1978 and 1979) in the NCAA Tournament's first round before a large and enthusiastic crowd at the NU Coliseum.

"That was a dramatic step for the program," Pettit said. "It was the first time we really had an opportunity to market something. I don't think anything changes the perception of an athletic program like hosting an NCAA event. From then on, we were always playing, always hosting."

The Huskers have qualified for 41 consecutive NCAA Tournaments, which "may be our biggest achievement is the consistency. We're always very competitive," Pettit said.

Nebraska reached the NCAA Championship match for the first time in 1986, Dahlgren's senior season, defeating Stanford in the semifinals but losing to Pacific on its home court.

Three seasons later, the persistent Huskers were back in the NCAA title match, losing to Long Beach State (after defeating top-ranked UCLA) at Honolulu, Hawaii. Pettit realized then that his program had progressed to a point where winning the national championship was a realistic goal.

Several other factors contributed to the success of the Nebraska volleyball program, including the Coliseum, which was refurbished and reconfigured specifically as a volleyball facility in 1992.

The intimacy of the Coliseum was a significant factor in growing fan support, which has kept Nebraska among the nation's leaders in attendance, annually ranking in the top three nationally, including second in 2012. Nebraska sold out its last 181 straight matches at the 4,030-seat Coliseum, dating back to 2001.

The Huskers moved into the newly renovated Bob Devaney Sports Center for the 2013 season. Nebraska sold out nearly 8,000 season tickets in the reconfigured Devaney Center for its inaugural season and led the nation in attendance in 2013 with an average of 8,175 fans per match. The Huskers led the nation in attendance for the ninth straight season in 2022 while stretching their regular-season sellout streak to 303 matches. Nebraska set a new school record for single-game attendance in 2019 when 8,632 turned out for the showdown between No. 1 Nebraska and No. 2 Stanford.


Nebraska's fans have consistently shattered volleyball attendance records. Of the 14 largest NCAA volleyball regular-season crowds, 13 have been matches Nebraska played in. A new NCAA attendance record was set at the 2021 NCAA Championship with 18,755 fans turning out to watch Wisconsin and Nebraska battle for the national title at Nationwide Arena in Columbus, Ohio.

"They know what type of effort they're going to see," Pettit said. "The fans are only 10 or 15 feet removed from the playing court, so they can tell whether or not there's enthusiasm, whether or not people (the athletes) are communicating. That's what they really come to see. It certainly helps that Nebraska wins. The winning gets you there the first time. But you can't have a great enterprise, whether it be a business or an athletic team, unless you have an identity."

"People have that feeling about Nebraska volleyball. They know exactly what it is. They know what type of athlete is on the court. They know the style of play. They know the effort. They know the consistency. They know that she's a good student. And they know that she's a solid citizen when she goes on to her career after volleyball."

The attraction wasn't immediate. Though the program has been successful from the beginning, it experienced some lean times as far as interest and support.

"It's been a slow, consistent growth," Pettit said. "I think that fits Nebraskans. They aren't real impressed with flash or something that just happens in the short term. What they want to see is progress over the long run. 'Show me that you'll continue to get the job done.' If you do that, then they'll ride with you even when things aren't so good."



Two-time All-American Christy Johnson led the Huskers to their first NCAA title in 1995.



Terry Pettit, pictured with Kim Behrends, led NU to six NCAA Semifinals and the 1995 national title. The Devaney Center court was named in honor of Coach Pettit after a generous gift from Bill and Ruth Scott.



The Huskers celebrate match point against Wisconsin to win the 2000 NCAA title. Nebraska went 34-0 to earn its second national title.

NCAA TOURNAMENT HISTORY

Overall NCAA Tournament Record:

125-36 (.776)

By Site:

Home: 79-7 (Coliseum 55-5/Devaney Center 22-2)

Away/Neutral Sites: 46-29

By Round:

First: 35-1 (Nebraska received a bye from 1994-97 and 2021)

Second: 28-2 (Second round began in 1993)

Regional Semifinal: 31-7

Regional Final: 16-15

National Semifinal: 10-6

National Final: 5-5

Best NCAA Tournament Winning Percentage

1. Stanford	135-33 (.804)
2. Nebraska	125-36 (.776)
3. Penn State	108-35 (.755)
4. Texas	110-36 (.753)
5. UCLA	94-35 (.729)

Most NCAA Tournament Wins

1. Stanford	135
2. Nebraska	125
3. Texas	110
4. Penn State	108
5. UCLA	94

Most NCAA Tournament Appearances

1. Penn State	42
2. Nebraska	41
Stanford	41
4. Hawaii	40
5. Texas	39

Most NCAA Semifinals Appearances

1. Stanford	23
2. Nebraska	16
3. Texas	14
4. Penn State	13
5. UCLA	12

Most NCAA Final Appearances

1. Stanford	17
2. Penn State	13
3. Nebraska	10
4. Texas	8
UCLA	8

Most NCAA Championships

1. Stanford	9
2. Penn State	7
3. Nebraska	5
4. UCLA	4
5. Hawaii	3
Long Beach State	3
Southern California	3
Texas	3

Note: NCAA Tournament action 1981-current

1982 (1-1)

First Round at Lincoln, Neb.

Penn State W, 3-0 15-13, 15-5, 15-13

Midwest Regional at West Lafayette, Ind.

Purdue L, 2-3 15-12, 15-12, 4-15, 12-15, 5-15

1983 (0-1)

First Round at Kalamazoo, Mich.

Western Michigan L, 1-3 15-9, 12-15, 12-15, 8-15

1984 (2-1)

First Round at Lincoln, Neb.

Pittsburgh W, 3-0 15-6, 15-5, 15-13

Midwest Regional at Kalamazoo, Mich.

W. Michigan W, 3-1 15-12, 15-10, 8-15, 15-7

Pacific L, 1-3 8-15, 10-15, 15-13, 15-3

1985 (2-1)

First Round at Lincoln, Neb.

Penn State W, 3-0 15-8, 15-7, 15-12

Midwest Regional at Lincoln, Neb.

Purdue W, 3-1 15-1, 16-14, 12-15, 15-11

USC L, 1-3 15-5, 11-15, 12-15, 7-15

1986 (4-1) - NCAA Runner-Up

First Round at Lincoln, Neb. (Devaney Center)

Pittsburgh W, 3-1 11-15, 15-5, 15-10, 15-7

Midwest Regional at Lincoln, Neb. (Devaney Center)

Penn State W, 3-2 7-15, 15-4, 16-14, 16-18, 15-9

Illinois W, 3-0 15-9, 15-8, 15-3

Championships at Stockton, Calif.

Stanford W, 3-1 7-15, 15-2, 15-10, 15-10

Pacific L, 0-3 12-15, 4-15, 4-15

1987 (2-1)

First Round at Lincoln, Neb.

Northern Iowa W, 3-0 15-9, 15-1, 15-3

Midwest Regional at Champaign, Ill.

Purdue W, 3-0 15-8, 15-12, 15-3

Illinois L, 0-3 11-15, 12-15, 5-15

1988 (1-1)

First Round at Lincoln, Neb.

Weber State W, 3-2 15-10, 15-4, 14-16, 8-15, 15-8

Midwest Regional at Champaign, Ill.

Oklahoma L, 2-3 12-15, 9-15, 15-8, 15-11, 10-15

1989 (4-1) - NCAA Runner-Up

First Round at Lincoln, Neb.

Illinois State W, 3-0 15-7, 15-11, 15-12

Midwest Regional at Lincoln, Neb.

Minnesota W, 3-1 15-10, 11-15, 15-13, 15-12

Illinois W, 3-0 17-15, 15-5, 15-8

Championships at Honolulu, Hawaii

UCLA W, 3-0 15-13, 15-11, 15-6

Long Beach State L, 0-3 12-15, 0-15, 6-15

1990 (3-1) - NCAA Semifinalist

First Round at Lincoln, Neb.

Miami (Ohio) W, 3-0 15-3, 15-9, 15-9

Midwest Regional at Lincoln, Neb.

Pittsburgh W, 3-0 15-7, 15-11, 15-7

Penn State W, 3-0 15-12, 16-14, 10-15, 15-5

Championships at College Park, Md.

Pacific L, 1-3 13-15, 15-11, 9-15, 12-15

1991 (2-1)

First Round at Lincoln, Neb. (Devaney Center)

Illinois W, 3-0 15-5, 15-8, 15-12

Midwest Regional at Lincoln, Neb. (Devaney Center)

Wisconsin W, 3-0 15-9, 15-10, 15-10

Ohio State L, 1-3 15-9, 9-15, 16-17, 7-15

1992 (1-1)

First Round at Lincoln, Neb.

Colorado W, 3-1 15-11, 15-8, 8-15, 19-17

Midwest Regional at Champaign, Ill.

Illinois L, 0-3 10-15, 7-15, 10-15

1993 (1-1)

First Round at Lincoln, Neb.

Cornell W, 3-0 15-7, 15-4, 15-1

Second Round at South Bend, Ind.

Notre Dame L, 0-3 11-15, 10-15, 8-15

1994 (2-1)

First Round - Bye

Second Round at Lincoln, Neb.

George Wash. W, 3-0 17-15, 15-9, 15-8

Midwest Regional at Lincoln, Neb.

Colorado W, 3-0 15-11, 15-7, 15-5

Penn State L, 1-3 15-12, 11-15, 9-15, 8-15

1995 (5-0) - NCAA Champion

First Round - Bye

Second Round at Lincoln, Neb.

George Mason W, 3-0 15-2, 15-5, 16-14

Central Regional at Lincoln, Neb.

Penn State W, 3-1 15-7, 15-6, 14-16, 15-2

UCLA W, 3-0 15-9, 15-7, 16-14

Championships at Amherst, Mass.

Michigan State W, 3-2 10-15, 15-8, 15-8, 9-15, 15-8

Texas W, 3-1 11-15, 15-2, 15-7, 16-14

1996 (3-1) - NCAA Semifinalist

First Round - Bye

Second Round at Lincoln, Neb.

Arkansas W, 3-1 15-8, 12-15, 15-7, 15-7

East Regional at Lincoln, Neb.

Louisville W, 3-0 15-6, 15-7, 15-4

Penn State W, 3-2 15-12, 8-15, 15-13, 9-15, 20-18

Championships at Cleveland, Ohio

Stanford L, 1-3 15-9, 7-15, 9-15, 8-15

1997 (2-1)

First Round - Bye

Second Round at Lincoln, Neb.

Michigan State W, 3-0 15-7, 15-12, 15-4

Pacific Regional at Long Beach, Calif.

USC W, 3-2 15-13, 12-15, 14-16, 15-7, 15-12

Long Beach State L, 0-3 9-15, 9-15, 3-15

1998 (4-1) - NCAA Semifinalist

First and Second Rounds at Lincoln, Neb.

Morgan State W, 3-0 15-1, 15-2, 15-0

Utah W, 3-1 14-16, 15-4, 15-8, 15-9

Pacific Regional at Lincoln, Neb.

Pepperdine W, 3-2 16-14, 10-15, 14-16, 15-1, 15-12

Wisconsin W, 3-2 12-15, 18-16, 9-15, 15-10, 15-10

Championships at Madison, Wis.

Penn State L, 1-3 11-15, 8-15, 15-8, 11-15

1999 (2-1)

First and Second Rounds at Lincoln, Neb.

Davidson W, 3-0 15-3, 15-5, 15-3

San Diego W, 3-0 15-12, 15-8, 15-9

Pacific Regional at Stanford, Calif.

UC Santa Barbara L, 1-3 5-15, 15-7, 8-15, 3-15

2000 (6-0) - NCAA Champion*First and Second Rounds at Lincoln, Neb.*

Princeton W, 3-0 15-9, 15-2, 15-7

South Carolina W, 3-2 15-11, 9-15, 13-15, 15-12, 15-13

Midwest Regional at Lincoln, Neb.

Ohio State W, 3-0 15-9, 15-6, 15-5

Arizona W, 3-0 15-7, 17-15, 15-11

Championships at Richmond, Va.

Hawaii W, 3-1 15-3, 15-12, 9-15, 15-10

Wisconsin W, 3-2 15-9, 9-15, 7-15, 15-2, 15-9

2001 (4-1) - NCAA Semifinalist*First and Second Rounds at Manhattan, Kan.*

Oral Roberts W, 3-0 30-8, 30-15, 30-23

Kansas State W, 3-1 30-25, 28-30, 30-26, 30-19

Midwest Regional at Lincoln, Neb.

Colorado State W, 3-1 29-31, 30-21, 30-26, 36-34

Florida W, 3-2 30-18, 30-24, 28-30, 25-30, 15-13

Championships at San Diego, Calif.

Stanford L, 0-3 29-31, 28-30, 21-30

2002 (3-1)*First and Second Rounds at Lincoln, Neb.*

UT Martin W, 3-0 30-12, 30-17, 30-14

Arizona State W, 3-0 30-22, 30-21, 30-17

Midwest Regional at Lincoln, Neb.

Miami W, 3-0 30-18, 30-17, 30-21

Hawaii L, 1-3 25-30, 30-25, 27-30, 21-30

2003 (2-1)*First and Second Rounds at East Lansing, Mich.*

Valparaiso W, 3-0 30-19, 30-22, 30-21

Dayton W, 3-0 30-19, 30-14, 30-25

Midwest Regional at Lincoln, Neb.

UCLA L, 1-3 30-20, 27-30, 21-30, 23-30

2004 (3-1)*First and Second Rounds at Lincoln, Neb.*

Iona W, 3-0 30-15, 30-12, 30-19

Wichita State W, 3-0 30-22, 30-20, 30-21

Midwest Regional at Louisville, Ky.

Louisville W, 3-0 30-22, 32-30, 30-19

USC L, 2-3 35-33, 27-30, 21-30, 36-34, 12-15

2005 (5-1) - NCAA Runner-Up*First and Second Rounds at Lincoln, Neb.*

Alabama A&M W, 3-0 30-15, 30-7, 30-15

Duke W, 3-0 30-19, 30-19, 30-20

Midwest Regional at Omaha, Neb.

UCLA W, 3-0 30-28, 30-23, 30-16

Florida W, 3-0 30-26, 30-24, 30-16

Championships at San Antonio, Texas

Santa Clara W, 3-0 30-24, 30-19, 30-21

Washington L, 0-3 26-30, 25-30, 26-30

2006 (6-0) - NCAA Champion*First and Second Rounds at Lincoln, Neb.*

American W, 3-1 30-16, 30-23, 28-30, 30-16

Northern Iowa W, 3-0 30-16, 30-16, 30-14

East Regional at Gainesville, Fla.

San Diego W, 3-0 30-21, 30-20, 30-15

Minnesota W, 3-2 25-30, 22-30, 30-20, 30-25, 15-9

Championships at Omaha, Neb.

UCLA W, 3-1 23-30, 30-28, 30-23, 30-28

Stanford W, 3-1 27-30, 30-26, 30-28, 30-27

2007 (3-1)*First and Second Rounds at Lincoln, Neb.*

South Dakota St. W, 3-0 30-13, 30-14, 30-13

Wichita State W, 3-0 30-22, 30-19, 30-19

Midwest Regional at Madison, Wis.

Michigan State W, 3-2 25-30, 28-30, 30-17, 30-28, 15-9

California L, 0-3 28-30, 29-31, 26-30

2008 (4-1) - NCAA Semifinalist*First and Second Rounds at Lincoln, Neb.*

Liberty W, 3-1 25-11, 21-25, 25-16, 25-19

UAB W, 3-0 25-14, 25-15, 25-12

Pacific Regional at Seattle, Wash.

Michigan W, 3-0 25-13, 25-16, 25-18

Washington W, 3-2 14-25, 23-25, 25-17, 26-24, 15-13

Championships at Omaha, Neb.

Penn State L, 2-3 17-25, 18-25, 25-15, 25-22, 11-15

2009 (3-1)*First and Second Rounds at Lincoln, Neb.*

Coastal Carolina W, 3-0 25-18, 25-13, 25-15

Northern Iowa W, 3-0 25-14, 25-17, 25-21

Midwest Regional at Omaha, Neb.

Iowa State W, 3-0 25-11, 25-19, 25-22

Texas L, 1-3 25-21, 18-25, 16-25, 17-25

2010 (2-1)*First and Second Rounds at Lincoln, Neb.*

Sacred Heart W, 3-0 25-12, 25-22, 25-11

Auburn W, 3-0 25-10, 25-17, 25-15

Pacific Regional at Seattle, Wash.

Washington L, 1-3 16-25, 25-20, 21-25, 27-29

2011 (1-1)*First and Second Rounds at Lincoln, Neb.*

Jackson State W, 3-0 25-10, 25-16, 25-13

Kansas State L, 2-3 22-25, 25-22, 29-31, 25-22, 11-15

2012 (3-1)*First and Second Rounds at Lincoln, Neb.*

UMES W, 3-0 25-14, 25-10, 25-18

Northern Iowa W, 3-0 25-21, 25-16, 25-21

Omaha Regional

Washington W, 3-0 25-14, 25-21, 25-23

Oregon L, 1-3 25-15, 22-25, 18-25, 17-25

2013 (3-1)*First and Second Rounds at Lincoln, Neb.*

Fairfield W, 3-0 25-15, 25-9, 25-17

Oregon W, 3-0 25-22, 25-19, 25-22

Lincoln Regional

San Diego W, 3-0 25-20, 25-23, 25-22

Texas L, 0-3 19-25, 22-25, 23-25

2014 (3-1)*First and Second Rounds at Lincoln, Neb.*

Hofstra W, 3-0 27-25, 25-23, 25-16

Utah W, 3-2 25-23, 25-22, 23-25, 17-25, 15-11

Seattle Regional

Washington W, 3-1 20-25, 25-20, 25-22, 29-27

BYU L, 0-3 21-25, 20-25, 21-25

2015 (6-0) - NCAA Champion*First and Second Rounds at Lincoln, Neb.*

Harvard W, 3-1 22-25, 25-15, 25-17, 25-19

Wichita State W, 3-0 25-19, 25-19, 25-14

Lexington (Ky.) Regional

BYU W, 3-0 26-24, 25-17, 25-23

Washington W, 3-1 25-17, 21-25, 25-20, 25-21

Championships at Omaha, Neb.

Kansas W, 3-1 25-20, 25-21, 20-25, 25-16

Texas W, 3-0 25-23, 25-23, 25-21

2016 (4-1) - NCAA Semifinalist*First and Second Rounds at Lincoln, Neb.*

New Hampshire W, 3-0 25-9, 25-23, 25-18

TCU W, 3-0 25-22, 25-12, 25-16

Lincoln Regional

Penn State W, 3-2 23-25, 23-25, 26-24, 25-19, 15-6

Washington W, 3-0 25-16, 25-10, 25-21

Championships at Columbus, Ohio

Texas L, 0-3 18-25, 23-25, 21-25

2017 (6-0) - NCAA Champion*First and Second Rounds at Lincoln, Neb.*

Stony Brook W, 3-0 25-10, 25-14, 25-12

Washington State W, 3-0 25-13, 25-13, 25-18

Lexington (Ky.) Regional

Colorado W, 3-0 25-19, 25-11, 25-21

Kentucky W, 3-1 25-19, 25-22, 25-27, 25-22

Championships at Kansas City, Mo.

Penn State W, 3-2 25-18, 23-25, 24-26, 28-26, 15-11

Florida W, 3-1 25-22, 25-17, 18-25, 25-16

2018 (5-1) - NCAA Runner-Up*First and Second Rounds at Lincoln, Neb.*

Hofstra W, 3-0 25-19, 25-12, 25-16

Missouri W, 3-0 25-14, 25-22, 25-18

Minneapolis Regional

Kentucky W, 3-0 25-17, 25-20, 25-23

Oregon W, 3-0 25-22, 25-23, 25-17

Championships at Minneapolis, Minn.

Illinois W, 3-2 22-25, 16-25, 25-23, 25-20, 15-11

Stanford L, 2-3 26-28, 25-22, 16-25, 25-15, 12-15

2019 (3-1)*First and Second Rounds at Lincoln, Neb.*

Ball State W, 3-0 25-13, 25-18, 25-10

Missouri W, 3-1 20-25, 25-20, 32-30, 25-18

Madison Regional

Hawaii W, 3-0 29-27, 25-22, 25-19

Wisconsin L, 0-3 18-25, 22-25, 19-25

2020-21 (2-1)*First Round - Bye**Second Round at Omaha, Neb.*

Texas State W, 3-0 25-18, 25-17, 25-20

Regional at Omaha, Neb.

Baylor W, 3-0 25-21, 25-17, 25-19

Texas L, 1-3 22-25, 25-19, 15-25, 21-25

Note: Due to the COVID-19 pandemic, the 2020 NCAA Tournament was limited to 48 teams and was played in April of 2021, with all matches in Omaha.

2021 (5-1) - NCAA Runner-Up*First and Second Rounds at Lincoln, Neb.*

Campbell W, 3-0 25-14, 25-14, 25-17

Florida State W, 3-0 25-20, 25-22, 25-17

Austin Regional

Illinois W, 3-0 25-12, 25-21, 25-17

Texas W, 3-1 25-19, 25-23, 23-25, 25-21

Championships at Columbus, Ohio

Pittsburgh W, 3-1 16-25, 25-17, 25-20, 25-22

Wisconsin L, 2-3 25-22, 29-31, 23-25, 25-23, 12-15

2022 (2-1)*First and Second Rounds at Lincoln, Neb.*

Delaware State W, 3-0 25-15, 25-9, 25-10

Kansas W, 3-1 25-14, 25-18, 19-25, 26-24

Louisville Regional

Oregon L, 2-3 25-14, 24-26, 25-22, 30-32, 11-15

2017 NATIONAL CHAMPIONS (32-4, 19-1 BIG TEN)

HONORS & AWARDS

• AVCA All-Americans

Kelly Hunter (first team)
Annika Albrecht (second team)
Mikaela Foecke (second team)

• AVCA All-Region Team

Annika Albrecht
Mikaela Foecke
Briana Holman
Kelly Hunter

• CoSIDA Academic All-District

Kelly Hunter (first team)
Sydney Townsend (second team)

• NCAA Championship All-Tournament

Mikaela Foecke, Co-Most Outstanding Player
Kelly Hunter, Co-Most Outstanding Player
Kenzie Maloney

• NCAA Regional All-Tournament

Mikaela Foecke, Most Outstanding Player
Annika Albrecht
Kelly Hunter

• Big Ten Setter of the Year

Kelly Hunter

• All-Big Ten

Annika Albrecht
Mikaela Foecke
Kelly Hunter

RESULTS (32-4, 19-1 Big Ten)

Aug. 25	vs. Oregon	L	1-3
Aug. 26	at Florida	L	2-3
Sept. 1	UMBC	W	3-0
Sept. 1	Oral Roberts	W	3-0
Sept. 2	Saint Mary's	W	3-0
Sept. 8	UCLA	W	3-0
Sept. 9	UCLA	W	3-0
Sept. 15	vs. Kansas State	W	3-0
Sept. 16	vs. Northern Iowa	L	1-3
Sept. 16	at Omaha	W	3-0
Sept. 22	at Penn State#	W	3-0
Sept. 23	at Rutgers#	W	3-0
Sept. 29	Minnesota#	W	3-0
Sept. 30	Wisconsin#	W	3-2
Oct. 4	Michigan State#	W	3-1
Oct. 7	at Iowa#	W	3-0
Oct. 11	at Wisconsin#	L	1-3
Oct. 14	at Purdue#	W	3-1
Oct. 20	Northwestern#	W	3-0
Oct. 21	Illinois#	W	3-1
Oct. 27	at Michigan State#	W	3-1
Oct. 29	at Michigan#	W	3-0
Nov. 3	Purdue#	W	3-1
Nov. 4	Indiana#	W	3-0
Nov. 8	Maryland#	W	3-0
Nov. 12	Rutgers#	W	3-0
Nov. 17	at Ohio State#	W	3-1
Nov. 18	at Maryland#	W	3-0
Nov. 22	at Northwestern#	W	3-0
Nov. 25	Iowa#	W	3-0
Dec. 1	Stony Brook	W	3-0
Dec. 2	Washington State	W	3-0
Dec. 8	vs. Colorado	W	3-0
Dec. 9	at Kentucky	W	3-1
Dec. 14	vs. Penn State	W	3-2
Dec. 16	vs. Florida	W	3-1

Denotes Big Ten Conference match



Back row (From L to R): Assistant Coach Kayla Banwarth, Head Coach John Cook, Assistant Coach Tyler Hildebrand, Anezka Szabo, Jazz Sweet, Chesney McClellan, Allie Havers, Lauren Stivins, Mikaela Foecke, Olivia Boender, Sami Slaughter, Briana Holman, Athletic Trainer Jolene Emrison, Director of Operations Lindsay Peterson. Front row (From L to R): Volunteer Coach Ryan Coomes, Graduate Manager John Henry, Video Coordinator Kelly O'Connor, Hayley Densberger, Sydney Townsend, Kelly Hunter, Annika Albrecht, Hunter Atherton, Kenzie Maloney, Graduate Manager Bre Mackie, Graduate Manager Joe Klein, Strength Coach Brian Kmita.

With Each Other, For Each Other, Huskers Win 2017 NCAA Title

The Nebraska volleyball team entered the 2017 season coming off back-to-back NCAA Semifinal appearances and a 2016 Big Ten championship. But with three AVCA All-Americans having graduated, the Huskers had the mindset of reinventing for the 2017 season. Led by senior co-captains Kelly Hunter and Annika Albrecht, NU not only reinvented itself with seven freshmen on the roster, it repeated as Big Ten champions and reached the Final Four for the third straight season for the first time in program history. Playing with the motto "With Each Other, For Each Other," the Huskers capped off a storybook ending in Kansas City with the program's fifth NCAA Championship.

Semifinals

In another epic NCAA Tournament match between Nebraska and Penn State, the Huskers survived one match point and rallied from a 2-1 deficit to defeat the Nittany Lions in a national semifinal match at the Sprint Center in Kansas City in front of an NCAA Semifinals-record crowd of 18,374. Nebraska snapped Penn State's 23-match winning streak, and the top-ranked Nittany Lions finished the season 33-2, with both losses coming to Nebraska. The Huskers were up against match point in the fourth set but rallied to win 28-26. In the fifth set, Nebraska trailed 6-4 before winning five straight points to take a 9-6 lead, and NU went on to win 15-11.

Final

The Huskers won their fifth national title, defeating the No. 2 seed Florida Gators, 3-1, in front of an NCAA Championship-record 18,516 fans at the Sprint Center. The Huskers won their second title in three years, becoming just the third team in NCAA history to win five volleyball national championships. Nebraska won the opening set 25-22 and cruised to a 25-17 win in set two. Florida bounced back to win the third set, 25-18, before Nebraska came out on fire in set four, racing to a 9-1 lead en route to a 25-16 victory. Mikaela

Foecke paced the Huskers with a match-high 20 kills. Kelly Hunter dished out 37 assists and tied her season high with six kills while finishing her NCAA Tournament career with a 16-1 record. Foecke and Hunter were named the co-Most Outstanding Players of the NCAA Championship and were joined on the team by libero Kenzie Maloney, who had a match-high 15 digs and produced a career-high two kills.

Highlighting the 2017 Season

- Nebraska won its fifth national title and second in three seasons. The Huskers became only the third team in NCAA history to win five national championships in volleyball.

- Kelly Hunter was a first-team AVCA All-American and the Big Ten Setter of the Year. Annika Albrecht and Mikaela Foecke were second-team AVCA All-Americans, and Foecke and Hunter were co-Most Outstanding Players of the NCAA Championship. Foecke was also the Most Outstanding Player in 2015. She became the fourth player in NCAA history to twice be named the NCAA Championship Most Outstanding Player and the first to earn the honor in non-consecutive years.

- John Cook became the fourth coach in NCAA history to win four national titles and the third to win four national championships at one school.

Quoting Coach John Cook

"I feel very honored and privileged to be around a team and a staff that's had an unbelievable belief in what we could do. These guys gave everybody an example in the sport of volleyball that you don't have to have five All-Americans. The other thing I want to say is how cool is this for volleyball? 18,000, sold out, happened to be close to Nebraska, which was a big help. But those fans still traveled down here to fill this place, and what a great statement for the sport of volleyball and how it's growing. It's pretty cool."

— Cook following the national title match



2015 NATIONAL CHAMPIONS (32-4, 17-3 BIG TEN)

HONORS & AWARDS

• AVCA All-Americans

Kadie Rolfzen, first team
Amber Rolfzen, second team
Justine Wong-Orantes, third team

• AVCA All-Region Team

Mikaela Foecke
Kelly Hunter
Amber Rolfzen
Kadie Rolfzen
Justine Wong-Orantes

• CoSIDA Academic All-District

Cecilia Hall

• NCAA Championship All-Tournament

Mikaela Foecke, Most Outstanding Player
Kelly Hunter
Amber Rolfzen
Justine Wong-Orantes

• NCAA Regional All-Tournament

Kadie Rolfzen, Most Outstanding Player
Amber Rolfzen
Kelly Hunter
Justine Wong-Orantes

• Big Ten Defensive Player of the Year

Justine Wong-Orantes

• All-Big Ten

Amber Rolfzen
Kadie Rolfzen

RESULTS (32-4, 17-3 Big Ten)

Aug. 28	Tulsa	W	3-0
Aug. 29	Grand Canyon	W	3-0
Aug. 29	Pittsburgh	W	3-1
Sept. 4	at Texas	L	2-3
Sept. 5	vs. Oregon	W	3-2
Sept. 11	UC Davis	W	3-0
Sept. 12	South Florida	W	3-0
Sept. 12	Georgia Tech	W	3-0
Sept. 15	at Creighton	W	3-0
Sept. 19	at Iowa State	W	3-1
Sept. 23	at Iowa#	W	3-0
Sept. 26	Iowa#	W	3-0
Oct. 2	at Penn State#	W	3-2
Oct. 3	at Ohio State#	L	2-3
Oct. 7	Michigan State#	W	3-1
Oct. 10	Michigan#	W	3-1
Oct. 16	at Northwestern#	W	3-0
Oct. 17	at Illinois#	W	3-0
Oct. 23	Minnesota#	L	1-3
Oct. 24	Wisconsin#	L	1-3
Oct. 30	Rutgers#	W	3-0
Oct. 31	Maryland#	W	3-0
Nov. 4	at Purdue#	W	3-0
Nov. 7	at Indiana#	W	3-0
Nov. 11	at Michigan State#	W	3-2
Nov. 14	at Maryland#	W	3-1
Nov. 18	Indiana#	W	3-0
Nov. 21	at Michigan#	W	3-1
Nov. 25	Illinois#	W	3-0
Nov. 28	Penn State#	W	3-0
Dec. 4	Harvard	W	3-1
Dec. 5	Wichita State	W	3-0
Dec. 11	vs. BYU	W	3-0
Dec. 12	vs. Washington	W	3-1
Dec. 17	vs. Kansas	W	3-1
Dec. 19	vs. Texas	W	3-0

Denotes Big Ten Conference match



2015 National Champion Huskers - (Back row from left): Head Coach John Cook, Assistant Coach Dani Busboom Kelly, Director of Operations Lindsay Peterson, Olivia Boender, Alicia Ostrander, Cecilia Hall, Kelsey Fien, Mikaela Foecke, Kadie Rolfzen, Meghan Haggerty, Assistant Coach Chris Tamas, Athletic Trainer Jolene Emricson. (Front row from left): Briana Holman, Amber Rolfzen, Brooke Smith, Kelly Hunter, Justine Wong-Orantes, Sydney Townsend, Annika Albrecht, Kenzie Maloney and Tiani Reeves.

Huskers Trust Each Other, Peak At Right Time

Nebraska's goal for the 2015 season was clear from the beginning: Destination Omaha. With the NCAA Championship returning to Omaha's CenturyLink Center for the first time since 2006 - when Nebraska won the national title in front of an NCAA record crowd - the goal always had to be to return to Omaha. The Huskers' mantra "Ultimate Trust" took off in late October, and they never looked back. After back-to-back home losses to Minnesota and Wisconsin in mid-October, the Huskers reeled off 16 straight wins en route to their fourth national title in program history and first since 2006. After bowing out in the NCAA regional final three straight years, the Huskers cleared that hurdle with a 3-1 victory over No. 1-ranked Washington in Lexington, Ky., reaching the Final Four for the first time since 2008.

Semifinals

The fourth-seeded Huskers used a strong finish to push their way past No. 9 Kansas, punching their ticket to the NCAA Championship match. Nebraska won the final seven rallies of the match to defeat the Jayhawks in front of 17,551 fans at the CenturyLink Center.

The Huskers led for all but six rallies in the first two sets, taking a 2-0 lead into the locker room following a 25-20 victory in set one and a 25-21 win in set two. The Jayhawks used six blocks to take the third set, 25-20. In the decisive fourth set, Kansas pulled within 18-16 on the strength of a 4-0 run, only to see Nebraska win the final seven rallies to advance to its seventh NCAA Final.

Final

The Huskers won their fourth national title, sweeping the second-seeded Texas Longhorns at the CenturyLink Center in Omaha. Kelsey Fien's 22nd swing of the night toolled the Texas block and set off a raucous celebration in front of an NCAA-record crowd of 17,561 inside the CenturyLink Center, most of whom were wearing red.

The Huskers won their first national title since taking the crown in 2006, when Omaha hosted the NCAA Championships for the first time.

Nebraska head coach John Cook won his third national title since taking over for the legendary Terry Pettit in 2000.

Nebraska ended its championship season with a 16-match winning streak to finish the year with a 32-4 record. The Huskers had to work for their fourth national title, 20 years after topping Texas, 3-1, for their first NCAA Championship in 1995. The first set was tied at 23 before Nebraska won the final two rallies to earn a 25-23 win. In set two, Nebraska led 24-23 before winning the final rally. The Huskers took set three by a 25-21 margin, winning the title on their third match point.

Freshman Mikaela Foecke, the tournament's Most Outstanding Player, had a match-high 19 kills for the Huskers and hit .385.

Highlighting the 2015 Season

- Nebraska won its fourth national title in program history and first since 2006.

- The Huskers led the nation in attendance for the third consecutive season with 8,206 fans per match.

- Nebraska's three AVCA All-America honors increased its nation-leading total to 80.

- Mikaela Foecke was named the Most Outstanding Player of the NCAA Championship, becoming just the third freshman to earn the honor. Kelly Hunter, Amber Rolfzen and Justine Wong-Orantes were also named to the All-Championship team.

Quoting Coach John Cook

"It's hard to put into words the environment tonight, the setting, Nebraska versus Texas, and the crowd, national championship match, ESPN - everything else that went with it. For us to come out and play a great match against a great team, it was just awesome to see. It was just awesome to watch. So I can say I'm really proud, which I am, but I'm really more proud of this team on the journey they took to get to this point and to be able to come out and trust it and play their best match."

- Cook following the national title match



From left: Kelsey Fien, Justine Wong-Orantes, Kadie Rolfzen, Kelly Hunter and Kenzie Maloney celebrate match point - a kill by Fien - in the 3-0 sweep of Texas in the 2015 NCAA Championship match.

2006 NATIONAL CHAMPIONS (33-1, 19-1 BIG 12)

HONORS & AWARDS

- **Honda-Broderick Cup**
Sarah Pavan
- **AVCA National Player of the Year**
Sarah Pavan
- **AVCA All-Americans**
Jordan Larson, first team
Sarah Pavan, first team
Tracy Stalls, second team
Rachel Holloway, third team
- **CoSIDA Academic All-American of the Year**
Sarah Pavan
- **CoSIDA Academic All-American**
Sarah Pavan, first team
- **NCAA Regional All-Tournament**
Jordan Larson, MVP
Sarah Pavan
Rachel Holloway
- **NCAA Championship All-Tournament**
Sarah Pavan, MVP
Rachel Holloway
Jordan Larson
Tracy Stalls
- **First-Team All-Big 12**
Sarah Pavan (Player of the Year)
Jordan Larson
Rachel Holloway
Tracy Stalls

RESULTS (33-1, 19-1 Big 12)

Aug. 29	San Diego	W	3-0
Sept. 1	Saint Mary's	W	3-0
Sept. 2	Middle Tennessee	W	3-0
Sept. 3	Long Beach State	W	3-0
Sept. 8	Louisville	W	3-0
Sept. 9	Cal Poly	W	3-0
Sept. 10	Minnesota	W	3-1
Sept. 13	Kansas#	W	3-0
Sept. 16	at Oklahoma#	W	3-0
Sept. 20	Iowa State#	W	3-0
Sept. 23	Texas Tech#	W	3-0
Sept. 24	at Creighton	W	3-1
Sept. 30	at Baylor#	W	3-1
Oct. 4	Kansas State#	W	3-0
Oct. 7	at Texas A&M#	W	3-0
Oct. 11	at Missouri#	W	3-0
Oct. 14	Colorado#	W	3-0
Oct. 18	at Texas#	W	3-2
Oct. 25	Missouri#	W	3-0
Oct. 28	at Kansas State#	W	3-0
Nov. 1	at Texas Tech#	W	3-0
Nov. 4	Oklahoma#	W	3-0
Nov. 8	at Iowa State#	W	3-1
Nov. 11	at Colorado#	L	2-3
Nov. 15	Texas A&M#	W	3-0
Nov. 18	Baylor#	W	3-0
Nov. 22	at Kansas#	W	3-0
Nov. 25	Texas	W	3-0
Dec. 1	American	W	3-1
Dec. 2	Northern Iowa	W	3-0
Dec. 8	vs. San Diego	W	3-0
Dec. 9	vs. Minnesota	W	3-2
Dec. 14	vs. UCLA	W	3-1
Dec. 16	vs. Stanford	W	3-1

Denotes Big 12 Conference match



2006 National Champion Huskers - (Back row from left): Head Assistant Coach Lee Maes, Rachel Schwartz, Dani Mancuso, Christina Houghtelling, Maggie Griffin, Dani Busboom, Rachel Holloway, Head Coach John Cook, Assistant Coach Charlene Johnson-Tagaloa. (Front row from left): Athletic Trainer Jolene Emrics, Student Manager Ben Boldt, Kori Cooper, Jordan Larson, Tracy Stalls, Sarah Pavan, Amanda Gates, Brooke Bartek, Student Manager Bill Egbert and Director of Volleyball Operations Lindsay Wischmeier. Not pictured: Strength Coach Laura Pilakowski.

A Magical Season

Nebraska enjoyed a storybook season in 2006, putting together a 33-1 record en route to the school's third national title. Despite the loss of AVCA National Player of the Year Christina Houghtelling before the start of preseason practice and a lineup that featured three new starters, the Huskers won their first 23 matches, including 18 sweeps, before suffering their only loss of the year. The Huskers rebounded by losing just one game over the next seven matches before running into their toughest test of the postseason. One game away from the national semifinals in Omaha, the Huskers overcame a 2-0 deficit to topple Minnesota and win a regional for the first time outside the state in school history. That win set the stage for one of the biggest volleyball events in history, as the Huskers played for a chance at a national title in front of sold-out crowds of 17,000-plus at the Qwest Center in Omaha.

Semifinals

Nebraska used a career night from Tracy Stalls to advance to the finals with a 3-1 victory over fourth-ranked UCLA. Stalls totaled a career-high 17 kills on .577 hitting, out-shining UCLA All-American Nana Meriwether, who was held to 12 kills and a season-low .190 hitting. The Huskers dropped the opener and trailed 28-26 before a Pavan kill pulled NU within a point. Stalls then closed out the game with three straight points from the service line, tying the match at one. Nebraska took control of the third game behind the strong serving of Pavan, who ran off nine straight points at the service line including three aces that turned a 13-all game into a 23-13 cushion. Stalls had seven kills in each of the final two games. While Pavan finished with a match-high 22 kills, the Husker defense held UCLA in check behind 29 digs from Dani Busboom and 25 from Jordan Larson, as both enjoyed career bests in digs against the Bruins.

Final

The Huskers followed a similar script as the semifinals, dropping the opening game before regrouping. Trailing 24-23 in game two, the Huskers seized the momentum with three straight points, highlighted by a Dani Mancuso kill that gave NU a 25-24 lead. In game three, another unlikely hero emerged to spark a Husker comeback. Trailing 23-19, Amanda Gates came off the bench and sparked NU with two big blocks, the second of which put the Huskers up 29-28. In the finale, the Huskers rode the arm of Sarah Pavan, who had six of her match-high 22 kills, before Jordan Larson's 19th kill of the night closed out the match after the Cardinal pulled within 29-27. NU had four players total at least 10 kills, as Mancuso finished with 12.

Highlighting the 2006 Season

- The Huskers led the country in both kills (17.40) and assists (16.20) per game, the first time Nebraska had led the country in either category.
- Nebraska set school records for kills per game, assists per game and block assists (823).
- Nebraska became the third team in NCAA history to lead the AVCA poll the entire season, joining UCLA (1992) and USC (2003), and the first team to win a national title while hosting since UCLA in 1991.
- Sarah Pavan became the first Husker athlete to win the Honda-Broderick Cup - symbolic of the top female athlete in college athletics. Pavan also became the first Big 12 student-athlete to win the award since the league's inception in 1996.

Quoting Coach John Cook

"This team maxed out to their abilities. They really never wavered the entire year, and they embraced it if they did. To win this here in Nebraska, with this group of people and overcoming the obstacles to get here and dealing with this pressure, it has to be No. 1."

- Cook following the national title match



Nebraska shattered NCAA single-match and all-session records at the 2006 NCAA Championships in Omaha, drawing 34,222 for the two matches, including a then-NCAA record crowd of 17,209 for the title match against Stanford. At the time, that was the largest crowd to ever see a volleyball match in the United States.

2000 NATIONAL CHAMPIONS (34-0, 20-0 BIG 12)

HONORS & AWARDS

- **AVCA National Player of the Year**
Greichaly Cepero
- **AVCA Division I Coach of the Year**
John Cook
- **Honda Award for Volleyball**
Greichaly Cepero
- **AVCA All-Americans**
Greichaly Cepero, first team
Laura Pilakowski, first team
Amber Holmquist, second team
- **CoSIDA Academic All-American**
Laura Pilakowski, second team
- **NCAA Regional All-Tournament**
Greichaly Cepero, MVP
Angie Oxley
Laura Pilakowski
- **NCAA Championship All-Tournament**
Greichaly Cepero, MVP
Amber Holmquist
Laura Pilakowski
- **All-Big 12**
Greichaly Cepero (Player of the Year)
Amber Holmquist
Jenny Kropp
Laura Pilakowski

RESULTS (34-0, 20-0 Big 12)

Sept. 1	Northwestern	W	3-0
Sept. 2	Georgia	W	3-0
Sept. 2	Colorado State	W	3-1
Sept. 4	Oral Roberts	W	3-0
Sept. 8	at Notre Dame	W	3-0
Sept. 9	vs. Michigan State	W	3-0
Sept. 10	vs. UCLA	W	3-2
Sept. 13	Texas#	W	3-0
Sept. 16	Missouri#	W	3-0
Sept. 20	at Kansas#	W	3-0
Sept. 23	Oklahoma#	W	3-0
Sept. 27	at Colorado#	W	3-0
Sept. 30	Texas A&M#	W	3-0
Oct. 3	Creighton	W	3-0
Oct. 8	at Iowa State#	W	3-0
Oct. 11	Baylor#	W	3-0
Oct. 14	Texas Tech#	W	3-1
Oct. 18	Kansas State#	W	3-0
Oct. 22	at Texas#	W	3-1
Oct. 25	at Missouri#	W	3-0
Oct. 28	Kansas#	W	3-0
Nov. 1	at Oklahoma#	W	3-0
Nov. 4	Colorado#	W	3-0
Nov. 8	at Texas A&M#	W	3-1
Nov. 15	Iowa State#	W	3-0
Nov. 19	at Baylor#	W	3-0
Nov. 22	Texas Tech#	W	3-0
Nov. 26	at Kansas State#	W	3-2
Dec. 1	Princeton	W	3-0
Dec. 2	South Carolina	W	3-2
Dec. 8	Ohio State	W	3-0
Dec. 9	Arizona	W	3-0
Dec. 14	vs. Hawaii	W	3-1
Dec. 16	vs. Wisconsin	W	3-2

Denotes Big 12 Conference match



2000 National Champion Huskers - (Back row from left): Lindsay Wischmeier, Pam Krejci, Kim Behrends, Amber Holmquist, Jenny Kropp, Jill McWilliams, Jenae Dowling. (Front row from left): Rachel Baumstark, Laura Pilakowski, Angie Oxley, Greichaly Cepero, Nancy Metcalf (Meendering), Anna Schrad, Sara Westling.

Mission Accomplished

Nebraska entered the 2000 season with a No. 11 preseason ranking and an eagerness to prove the pollsters wrong. Competing with a new coach, a new setter and without two-time All-American Nancy Metcalf (Meendering) didn't scare the Huskers. A trio of sophomore All-Americans, including AVCA Player-of-the-Year Greichaly Cepero, emerged to lead NU to a 34-0 record and the program's second national title. With a 3-2 win over Wisconsin Dec. 15 in the championship final, the Huskers became just the second team in NCAA history to finish a season undefeated. First-year Head Coach John Cook earned AVCA Coach-of-the-Year honors.

Semifinals

In the first match, Nebraska relied on its greatest strength - its block - to stifle Hawaii at the net in a 3-1 victory. The Huskers out-blocked the Rainbow Wahine 23-7.5, as Jenny Kropp and Amber Holmquist each tallied 10 block assists. With the win, the Huskers broke the school record for consecutive victories in the modern era of five-game matches. NU produced 36 victories in 1976 when all matches were played as two-out-of-three contests.

Final

After falling behind 2-1 to Wisconsin, Nebraska breezed to a 15-2 win in the fourth game to force a rally-scoring fifth game for the national title. With senior Kim Behrends at the service line, Laura Pilakowski slammed her 23rd kill of the match to secure the championship. Pilakowski was joined on the NCAA All-Tournament team by classmates Greichaly Cepero

and Amber Holmquist. Cepero added 52 assists, eight digs, eight kills and seven blocks, while Holmquist added 16 kills on a .387 hitting efficiency with five blocks.


Highlighting the 2000 Season

- Nebraska claimed its 23rd Big Eight/Big 12 championship in 25 seasons. With a 20-0 run through the league, the Huskers improved their all-time mark against Big 12 schools to 375-32-1, an amazing .920 winning percentage.
- Nebraska, ranked No. 1 in the AVCA/USA Today Coaches poll for 14 straight weeks, swept 26 of its 34 opponents and 17 of its 20 conference opponents, losing just five games in Big 12 play. Only three teams took NU to five games.
- Amber Holmquist shattered three Nebraska single-season blocking records, setting new marks with 199 block assists, 220 total blocks and 1.98 blocks per game. Holmquist also broke the Big 12 record for total blocks in a single game with 16 at Texas on Oct. 22.
- Nebraska bettered its own then-NCAA record for single-match home attendance, as 12,504 fans cheered the Huskers to a 3-0 win over Colorado, Nov. 4, at the Bob Devaney Sports Center.

Quoting Coach John Cook

"If there are 10 teams better than us, I think it's going to be a heck of a year in college volleyball, because believe me, we're going to be pretty good."

- Cook before the 2000 season



The Huskers celebrate with the championship trophy following their win over Wisconsin in the 2000 NCAA Championship match.



Laura Pilakowski had a match-high 23 kills and a team-best 15 digs in the five-set win over Wisconsin in the NCAA Championship match.

1995 NATIONAL CHAMPIONS (32-1, 12-0 BIG EIGHT)

HONORS & AWARDS

- **Morgan Trophy Award**
Allison Weston
- **AVCA Co-National Player of the Year**
Allison Weston
- **Honda Award for Volleyball**
Allison Weston
- **Volleyball Magazine Player of the Year**
Allison Weston
- **AVCA All-Americans**
Allison Weston, first team
Christy Johnson, first team
Lisa Reitsma, first team
- **CoSIDA Academic All-Americans**
Allison Weston, first team
Christy Johnson, second team
- **NCAA Regional All-Tournament**
Allison Weston
Christy Johnson
Lisa Reitsma
- **NCAA Championship All-Tournament**
Allison Weston
Billie Winsett
Christy Johnson
Kate Crnich
- **All-Big Eight**
Allison Weston (Player of the Year)
Christy Johnson
Lisa Reitsma
Billie Winsett

RESULTS (32-1, 12-0 Big Eight)

Aug. 25	Penn State	W	3-0
Aug. 26	Stanford	L	1-3
Sept. 1	vs. Santa Clara	W	3-0
Sept. 2	at Pacific	W	3-0
Sept. 8	Purdue	W	3-0
Sept. 9	Wisconsin	W	3-0
Sept. 15	vs. Gonzaga	W	3-0
Sept. 16	vs. Georgia	W	3-0
Sept. 16	at Wyoming	W	3-0
Sept. 22	Baylor	W	3-0
Sept. 23	George Washington	W	3-0
Sept. 27	at Colorado#	W	3-0
Sept. 30	Oklahoma#	W	3-0
Oct. 4	Kansas#	W	3-0
Oct. 7	at Iowa State#	W	3-0
Oct. 11	at Kansas State#	W	3-0
Oct. 14	at Missouri#	W	3-0
Oct. 21	Colorado#	W	3-0
Oct. 25	Kansas#	W	3-0
Oct. 28	Iowa State#	W	3-0
Nov. 1	Kansas State#	W	3-0
Nov. 4	at Texas	W	3-0
Nov. 7	Notre Dame	W	3-0
Nov. 10	at Oklahoma#	W	3-0
Nov. 12	Florida	W	3-2
Nov. 15	Missouri#	W	3-0
Nov. 24	Oklahoma	W	3-0
Nov. 25	Iowa State	W	3-0
Dec. 2	George Mason	W	3-0
Dec. 8	Penn State	W	3-1
Dec. 9	UCLA	W	3-0
Dec. 14	vs. Michigan State	W	3-2
Dec. 16	vs. Texas	W	3-1

Denotes Big Eight Conference match



1995 National Champion Huskers - (Back row from left): Volunteer Assistant Coach Doug Raast, Assistant Coach Cathy Noth, Head Coach Terry Pettit, Allison Weston, Stacie Maser, Lisa Avery, Lisa Reitsma, Jen McFadden, Jaime Krondak, Assistant Coach Todd Raasch, Jenny Livers, Tara Kramer. (Front row from left): Christy Johnson, Billie Winsett, Maria Hedbeck, Fiona Nepo, Renee Saunders, Kate Crnich, Kim Legg, Denise Koziol.

One Goal - One Team - One Champion

Nebraska entered the season with one goal in mind, win the national championship. Led by a talented trio of seniors, the Huskers capped their championship run by hammering Texas 3-1 in the title match at Amherst, Mass. After three previous trips to the NCAA Championships, the Huskers' incredible drive and focus fueled them to their first national title.

Semifinals

In the first match, Nebraska countered a 15-10 loss in game one, by winning the second and third games, 15-8. Michigan State responded to NU's challenge, winning the fourth game, 15-9. In the fifth and decisive game, with the score deadlocked at 7-7, NU scored four consecutive points, forging to an 11-7 lead. The Spartans added one more point, but the Huskers prevailed, 15-8. Allison Weston led the Husker charge, recording a team-high 30 kills.

Final

In the finals, Texas jumped to an early 12-4 lead in game one, but the Huskers rallied to make it close, losing 15-10. Although they lost the first game, the Huskers gained momentum, playing solidly at the end of the game. NU cruised to wins in games two and three, thumping the Longhorns, 15-2 and 15-7. Game four swayed back and forth, but the Huskers persevered, sealing NU's first national title with a 16-14 victory. Billie Winsett and Kate Crnich led the way, posting 25 kills each. Crnich's 25 kills were a career high, hitting .500 for the match.



Outside hitter Kate Crnich had a career-high 25 kills on .500 hitting in the NCAA title match against Texas.

Highlighting the 1995 Season

- After losing its second match of the season to then-No. 1 Stanford, NU reeled off 31 consecutive wins to claim the NCAA title. An amazing 28 of Nebraska's 32 victories were 3-0 wins.
- Not only did Nebraska claim its first-ever national championship, the Huskers posted school records for wins and winning percentage that would stand until the 2000 season. Nebraska finished with a 32-1 (.970) record, bettering the .969 percentage it posted in 1994 (31-1). NU also matched the then-school record for wins, equaling the 1990 squad's record total of 32.
- Allison Weston shattered Eileen Shannon's Husker school record for career kills (1,521), finishing her career with 1,778.
- Nebraska bettered its own NCAA record for single-match home attendance, as 11,529 cheered the Huskers to a 3-0 win over Colorado, Oct. 21, at the Devaney Center. NU set the previous record of 11,032, Sept. 14, 1991, also at the Devaney Center. The mark would stand until the 2000 season.

Quoting Coach Terry Pettit

"We certainly should be strong. We have great senior leadership in Allison Weston, Billie Winsett and Christy Johnson. We were 31-1 last season (1994), and I think we're going to be better this year."

— Pettit before the 1995 season



Christy Johnson, Allison Weston and Billie Winsett raise the trophy following the NCAA Championship match win over Texas.

2021 NCAA FINALISTS (26-8, 15-4 BIG TEN)

HONORS & AWARDS

- **AVCA National Freshman of the Year**
Lexi Rodriguez
- **AVCA All-Americans**
Lexi Rodriguez, first team
Kayla Caffey, second team
Madi Kubik, third team
- **AVCA Region Freshman of the Year**
Lexi Rodriguez
- **CoSIDA Academic All-District**
Lexi Sun
- **NCAA Championship All-Tournament**
Nicklin Hames
Madi Kubik
- **Big Ten Defensive Player of the Year**
Lexi Rodriguez
- **All-Big Ten**
Madi Kubik, first team
Lexi Rodriguez, first team
Lauren Stivrins, first team
Nicklin Hames, second team
- **All-Big Ten Freshman**
Lindsay Krause
Lexi Rodriguez



Front Row (L-R): Volunteer Assistant Kelly Hunter, Director of Operations Lindsay Peterson, Kenzie Knuckles, Keonilei Akana, Kennedi Orr, Kayla Caffey, Whitney Lauenstein, Nicklin Hames, Anni Evans, Lexi Rodriguez, Video & Administrative Coordinator Brian Magbitang, Graduate Manager Joby Ramos. Back Row (L-R): Head Coach John Cook, Graduate Manager Remi Pourrat, Assistant Coach Jaylen Reyes, Graduate Manager Ryan Vorderer, Kalynn Meyer, Rylee Gray, Ally Batenhorst, Callie Schwarzenbach, Lauren Stivrins, Lindsay Krause, Lexi Sun, Madi Kubik, Strength Coach Brian Kmitta, Graduate Manager Jeremiah Gonidakis, Athletic Trainer Jolene Emricson.

Huskers' Title Run Comes Up Just Short

Entering the NCAA Tournament with a 21-7 record and a lineup featuring four freshmen in the rotation, the 10th-seeded Nebraska volleyball team faced a challenging NCAA Tournament path in the Austin Regional with No. 2 Texas. But the young Huskers peaked at the right time, knocking off the Longhorns on their way to an NCAA Semifinals appearance. After a 3-1 win over No. 3 Pittsburgh, NU got a third chance that season against Big Ten champion Wisconsin in the NCAA Final. The match went to five sets, where the Huskers fell behind 7-0. A furious rally pulled the Huskers to within 14-12, but ultimately Wisconsin edged NU for the crown.

Highlighting the 2021 Season

- Three Huskers earned AVCA All-America honors, led by Nebraska's

second-ever AVCA National Freshman of the Year in libero Lexi Rodriguez, who was also the Big Ten Defensive Player of the Year.

- The Huskers reached the NCAA Championship match for the fourth time in seven years, the most finals appearances by any program since 2015.

Quoting Coach John Cook

"I told our team that this might be the most proud I've been of a Nebraska team, how they handled the season, the setbacks, the losses. To get to this match and play like that and even get way down in the fifth and fight our way back...just tremendous amount of heart, grit and resiliency. And these guys have done it every day. So I'm a very, very proud coach."

– Cook following the NCAA Championship match

2018 NCAA FINALISTS (29-7, 15-5 BIG TEN)

HONORS & AWARDS

- **VolleyballMag.com Coach of the Year**
John Cook
- **AVCA All-Americans**
Mikaela Foecke, first team
Lauren Stivrins, first team
Kenzie Maloney, third team
- **Senior CLASS Award**
Mikaela Foecke
- **CoSIDA Academic All-District**
Mikaela Foecke
- **NCAA Championship All-Tournament**
Mikaela Foecke
Lauren Stivrins
- **All-Big Ten**
Mikaela Foecke
Kenzie Maloney
Lauren Stivrins
- **All-Big Ten Freshman**
Nicklin Hames
Callie Schwarzenbach



Front Row (L-R): Graduate Manager John Henry, Graduate Manager Andrew Sato, Video Coordinator Kelly O'Connor, Megan Miller, Chen Abramovich, Kenzie Maloney, Mikaela Foecke, Brooke Smith, Hayley Densberger, Graduate Manager John La Rusch, Graduate Manager Bre Mackie, Strength Coach Brian Kmitta. Back Row (L-R): Director of Operations Lindsay Peterson, Assistant Coach Jaylen Reyes, Head Coach John Cook, Mari Kurkova, Capri Davis, Anezka Szabo, Jazz Sweet, Callie Schwarzenbach, Lauren Stivrins, Lexi Sun, Sami Slaughter, Nicklin Hames, Athletic Trainer Jolene Emricson, Assistant Coach Kayla Banwarth.

Young Huskers Achieve Program First

The 2018 Nebraska volleyball team entered the season with 11 underclassmen and a true freshman starting at setter, so a fourth-straight NCAA Final Four appearance wasn't expected by many. After a 16-6 start to the season the Huskers hit their stride, winning 13 straight matches to make it all the way to the NCAA Championship match against No. 1 Stanford. Nebraska's trip to Minneapolis marked its fourth-straight NCAA Final Four appearance, a first in program history.

Highlighting the 2018 Season

- Nebraska's two senior captains who were with the program for four years – Mikaela Foecke and Kenzie Maloney – finished with a 21-2 record in their NCAA Tournament careers. Foecke and Maloney played in more postseason sets and matches and won more NCAA Tournament matches

than any other player in Husker history.

- The Huskers finished the season with a .144 opponent hitting percentage, which ranked No. 3 in the nation and was the Huskers' best defensive mark since 2005. NU held 13 teams to their season-low hitting percentage.

Quoting Coach John Cook

"I thought last year it couldn't get any better. I've had more fun coaching this year, more satisfaction, more enjoyment because of where we started, all the mountains we had to climb, and we get to this point and play a competitive match against a great Stanford team. For us to compete and be in there in the end, it's pretty rewarding."

– Cook following the NCAA Championship match

2016 NCAA SEMIFINALISTS (31-3, 18-2 BIG TEN)

HONORS & AWARDS

- **AVCA Central Region Coach of the Year**
John Cook
- **Big Ten Coach of the Year**
John Cook
- **AVCA All-Americans**
Kadie Rolfzen, first team
Justine Wong-Orantes, first team
Kelly Hunter, second team
Amber Rolfzen, third team
- **CoSIDA Academic All-American**
Kadie Rolfzen, first team
- **NCAA Elite 90 Award**
Sydney Townsend
- **NCAA Regional All-Tournament**
Kadie Rolfzen, MVP
Kelly Hunter
Andie Malloy
- **All-Big Ten**
Kelly Hunter
Amber Rolfzen
Kadie Rolfzen
Justine Wong-Orantes



2016 Big Ten Champion Huskers - Back row (L to R): Director of Operations Lindsay Peterson, Assistant Coach Dani Busboom Kelly, Head Coach John Cook, Briana Holman, Olivia Boender, Kadie Rolfzen, Lauren Stivins, Mikaela Foecke, Amber Rolfzen, Andie Malloy, Annika Albrecht, Assistant Coach Chris Tamas, Volunteer Assistant Jen Tamas, Athletic Trainer Jolene Emrison. Front row (L to R): Graduate Manager Joe Klein, Student Manager Ryan Coomes, Justine Wong-Orantes, Sydney Townsend, Tiani Reeves, Kelly Hunter, Hunter Atherton, Brooke Smith, Kenzie Maloney, Video Coordinator Natalie Morgan, Graduate Manager Cole Aiazzi.

Huskers Win Big Ten, Return to Final Four

The Huskers captured their first Big Ten title since 2011 and made a return trip to the NCAA Semifinals before falling just short of their goal to become the first Husker team to repeat as national champions. Still, the Huskers reached the pinnacle of the Big Ten for the second time in their six seasons in the conference with an 18-2 record. NU began the season with 12 straight wins, and after a setback at home to Ohio State, reeled off 14 consecutive conference wins to take control of the title race. The Huskers earned the No. 1 seed in the NCAA Tournament.

NU Stuns Penn State in Epic Regional Semifinal

Nebraska hosted Penn State in a regional semifinal and won in the most dramatic of fashions. After falling behind 2-0 in the match, NU

trailed 24-22 in set three and was on the brink of elimination. But the Huskers produced an epic comeback to win the set 26-24 and went on to win the match in five sets. The Huskers breezed past Washington in the final before the season ended in a 3-0 loss to Texas in the Final Four.

2016 Season Highlights

- Four Huskers were named AVCA All-Americans - Kadie Rolfzen and Justine Wong-Orantes (first team), Kelly Hunter (second team) and Amber Rolfzen (third team). Kadie Rolfzen was also a CoSIDA Academic All-American.
- Wong-Orantes became Nebraska's all-time career digs leader with 1,890, surpassing Kayla Banwarth.
- NU's .912 winning percentage was its best since 2008.

2008 NCAA SEMIFINALISTS (31-3, 18-2 BIG 12)

HONORS & AWARDS

- **AVCA Central Region Coach of the Year**
John Cook
- **Big 12 Coach of the Year**
John Cook
- **AVCA All-Americans**
Jordan Larson, first team
Sydney Anderson, second team
Tara Mueller, second team
- **CoSIDA Academic All-Americans**
Amanda Gates, first team
Kori Cooper, first team
Jordan Larson, second team
- **NCAA Regional All-Tournament**
Tara Mueller, MVP
Sydney Anderson
Lindsey Licht
Jordan Larson
- **All-Big 12**
Jordan Larson (Player of the Year)
Sydney Anderson, first team
Kori Cooper, first team
Tara Mueller, first team



2008 Big 12 Champion Huskers - (Back row from left): Athletic Trainer Jolene Emrison, Strength Coach Laura Pilakowski, Volunteer Assistant Ryan Walthall, Assistant Coach Erik Sullivan, Kaitlynn James, Brigitte Root, Sydney Anderson, Kayla Banwarth, Rachel Schwartz, Head Coach John Cook, Assistant Coach Lizzy Stemke and Director of Volleyball Operations Lindsay Peterson. (Front row from left): Tara Mueller, Allison McNeal, Jordan Larson, Lindsey Licht, Brooke Delano, Jordan Wilberger, Kori Cooper, Amanda Gates, Jessica Yanz and Jordan Haverly.

NU Reaches NCAA Semifinals

The Huskers inspired the state, reaching the NCAA Semifinals for the third time in four years. Led by Big 12 Player of the Year Jordan Larson, NU went 31-3 and won a share of the Big 12 title. John Cook was the Big 12 Coach of the Year. After dropping the first two sets to Penn State, the Huskers thrilled an NCAA-record crowd of 17,430 at the Qwest Center in Omaha by winning the next two sets to even the match, marking the only time that Penn State lost a set all year. NU led 10-8 in the fifth set, but six unanswered points ended the Huskers' NCAA title bid.

NCAA Regional

After opening regional action with a sweep of Michigan, the Huskers faced Washington for the first time since the 2005 NCAA title match. The Huskies won the first two sets before Nebraska fought back to win the next

two sets. The Huskers trailed 9-3 before running off nine straight points, including eight off the serving of Kayla Banwarth, to take a three-point lead. Washington pulled even at 13 apiece, but a Husky hitting error and a service ace from Larson completed the comeback. Tara Mueller led the way with a career-high 24 kills and 16 digs, while Larson matched her career best with 21 kills and added 18 digs.

2008 Season Highlights

- Nebraska tied the NCAA record for most consecutive home wins with 87, matching the mark Penn State set between 1995 and 2000.
- The Huskers won 30 matches for the 20th time in program history and fifth consecutive year.
- Jordan Larson set Nebraska's school career mark with 186 career aces, breaking the mark of 161 set by Val Novak.

2005 NCAA FINALISTS (33-2, 19-1 BIG 12)

HONORS & AWARDS

- **AVCA National Coach of the Year**
John Cook
- **Big 12 Coach of the Year**
John Cook
- **AVCA National Player of the Year**
Christina Houghtelling
- **AVCA All-Americans**
Melissa Elmer, first team
Christina Houghtelling, first team
Sarah Pavan, first team
Jennifer Saleaumua, third team
- **CoSIDA Academic All-Americans**
Sarah Pavan, first team
Christina Houghtelling, first team
- **NCAA Regional All-Tournament**
Christina Houghtelling, MVP
Sarah Pavan
Melissa Elmer
- **All-Big 12**
Sarah Pavan (Player of the Year)
Christina Houghtelling, first team
Melissa Elmer, first team
Jennifer Saleaumua, honorable mention
Jordan Larson, honorable mention



2005 Big 12 Champion Huskers - (Back row from left): Head Assistant Coach Lee Maes, Assistant Coach Charlene Johnson-Tagalao, Jordan Larson, Melissa Elmer, Tracy Stalls, Sarah Pavan, Christina Houghtelling, Dani Mancuso, Amanda Gates, Director of Volleyball Operations Tina Westerhold, Volunteer Assistant Coach Christie Landry and Head Coach John Cook. (Front row from left): Manager Ben Boldt, Athletic Trainer Jolene Emricson, Rachel Schwartz, Maggie Griffin, Rachel Holloway, Dani Busboom, Jennifer Saleaumua, Meghan Smith, Strength Coach Laura Pilakowski and Student Manager Bill Egbert.

Huskers Earn NCAA Runner-Up Honors

The 2005 season proved to be one of the most memorable in school history. The Huskers went 33-2, falling one victory shy of a third NCAA title. Behind All-Americans Christina Houghtelling, Melissa Elmer, Sarah Pavan and Jennifer Saleaumua, the Huskers won their first 28 matches and earned their second straight Big 12 title. Nebraska rolled into the national semifinals in San Antonio, sweeping UCLA and fourth-ranked Florida in front of then-NCAA-record crowds in Omaha.

Huskers Play for NCAA Title

The 2005 season proved to be one of the most memorable in school history. The Huskers went 33-2, falling one victory shy of a third NCAA title. Behind All-Americans Christina Houghtelling, Melissa Elmer, Sarah

Pavan and Jennifer Saleaumua, the Huskers won their first 28 matches and earned their second straight Big 12 title. Nebraska rolled into the national semifinals in San Antonio, sweeping UCLA and fourth-ranked Florida in front of then-NCAA-record crowds in Omaha.

2005 Season Highlights

- Nebraska became the first host team to win the AVCA Classic, defeating No. 4 Hawaii and No. 3 Stanford.
- The Huskers led the nation in blocking for the fifth time in six years, averaging 4.12 blocks per game.
- Melissa Elmer repeated as the national leader in blocks with 2.17 blocks per game and became the Big 12 all-time leader in that category with 767 blocks.

2001 NCAA SEMIFINALISTS (31-2, 20-0 BIG 12)

HONORS & AWARDS

- **NCAA Top Eight Award**
Nancy Metcalf (Meendering)
- **AVCA All-Americans**
Amber Holmquist, first team
Nancy Metcalf (Meendering), first team
Greichaly Cepero, second team
Jenny Kropp, second team
- **CoSIDA Academic All-Americans**
Nancy Metcalf, first team
Laura Pilakowski, second team
Greichaly Cepero, third team
- **NCAA Regional All-Tournament**
Nancy Metcalf (Meendering), MVP
Greichaly Cepero
Jenny Kropp
- **All-Big 12**
Nancy Metcalf (Meendering), Player of the Year
Greichaly Cepero, first team
Amber Holmquist, first team
Jenny Kropp, first team
Laura Pilakowski, first team



2001 Big 12 Champion Huskers - (Back row from left): Manager Marcus Shorney, Head Coach John Cook, Kim Behrends, Nancy Metcalf (Meendering), Sara Westling, Amber Holmquist, Greichaly Cepero, Jenny Kropp, Anna Schrad, Melissa Elmer, Ally Rebholz, Assistant Coach Craig Skinner, Assistant Coach Staci Wolfe, Director of Operations Diane Mendenhall. (Front row from left): Manager Ben Boldt, Sara Parks, Michelle Lynch, Amy Sibbensen, Rachel Baumstark, Pam Krejci, Laura Pilakowski, Lindsay Wischmeier, Jenae Dowling, Athletic Trainer Amanda Hall.

NU Reaches NCAA Semifinals

Nebraska fell two wins shy in its bid to repeat as national champions, as U.S. National Team member Logan Tom pounded 22 kills to lead Stanford to a 3-0 win over NU in the NCAA Semifinals in San Diego. The loss capped an otherwise successful season for the Huskers, who were 31-2 overall and 20-0 in the Big 12 Conference, dropping just three games in conference play. NU Coach John Cook was named Big 12 Coach of the Year, and Nancy Metcalf (Meendering) was named the Big 12 Player of the Year.

NCAA Regional

The Huskers' eighth semifinal bid did not come easy. After breezing to wins in games one and two, Nebraska dropped the next two games to Florida to tie the match. NU, which had not played a five-game match

all year, trailed 12-10 when Nancy Metcalf (Meendering) responded with back-to-back kills to even the score. After a Florida service error, Metcalf pounded another kill to bring Nebraska within a point of the win. All-American Aury Cruz held NU off with a kill, but Metcalf answered on the next rally with her 25th kill of the match.

2001 Season Highlights

- Nebraska earned its eighth NCAA semifinal bid and made its 20th consecutive NCAA Tournament appearance.
- The Huskers won 30 matches for the 12th time in program history.
- Nebraska broke the school record for opponent attack percentage, holding teams to a .106 combined mark to break the previous record of .109 set in 1995.

1998 NCAA SEMIFINALISTS (32-2, 19-1 BIG 12)

HONORS & AWARDS

- **AVCA District 5 Coach of the Year**
Terry Pettit
- **Big 12 Coach of the Year**
Terry Pettit
- **AVCA All-Americans**
Fiona Nepo, first team
Nancy Metcalf, first team
Megan Korver, second team
- **CoSIDA Academic All-American**
Megan Korver, third team
- **NCAA Regional All-Tournament**
Nancy Metcalf, MVP
Fiona Nepo
- **All-Big 12**
Fiona Nepo (Player of the Year)
Nancy Metcalf, first team
Megan Korver, first team



1998 Big 12 Champion Huskers - (Back row from left): Denise Koziol, Katie Jahnke, Pam Krejci, Megan Korver, Tonia Tauke, Jenny Kropp, Nancy Metcalf (Meendering) and Jill McWilliams. (Front row from left): Jaime Krondak, Angie Oxley, Kim Behrends, Nikki Henk, Kim Crandall, Mandy Monson and Fiona Nepo.

NU Reaches NCAA Semis for Third Time in Four Seasons

Nebraska's senior-laden team of Fiona Nepo, Megan Korver and Jaime Krondak guided the Huskers to one of the best seasons in NU history. The Huskers went 32-2 and reached the NCAA Semifinals in Madison, Wis.

Nebraska's victory over Wisconsin in the regional championship in Lincoln was a memorable one, as the longest match in school history spanned nearly three hours. NU avoided a two-game deficit by withstanding 14 game points to win game two, 18-16. Wisconsin won game three, 15-9, but Nebraska came right back to claim game four, 15-10. In the rally-scoring fifth game, NU recovered from a 9-7 hole to blitz to a 15-10 win. Nancy Metcalf (Meendering) was named the tournament MVP after posting 27 kills.

NCAA Semifinals

The match between the Huskers (32-1) and the Penn State Nittany Lions (34-0) featured three AVCA All-Americans on each side of the net and the top offense (PSU) and top blocking attack (NU) in the country. The third-ranked Huskers rallied from a two-game deficit by winning game three and led midway through game four, 6-2. But Lauren Cacciamani recorded seven kills in nine swings to lead Penn State to the victory. NU finished with 20 blocks.

1998 Season Highlights

- The Huskers went 18-0 at home to extend their NU Coliseum win streak to 65 matches.
- Nebraska also led the nation with 3.93 blocks per game.
- Three-time All-American Fiona Nepo shattered Nikki Stricker's career assist record by becoming Nebraska's all-time assist leader.

1996 NCAA SEMIFINALISTS (30-4, 19-1 BIG 12)

HONORS & AWARDS

- **USOC Elite Coach of the Year**
Terry Pettit
- **AVCA District 5 Coach of the Year**
Terry Pettit
- **Big 12 Coach of the Year**
Terry Pettit
- **AVCA All-Americans**
Lisa Reitsma, first team
Fiona Nepo, first team
- **CoSIDA Academic All-American**
Lisa Reitsma, third team
- **NCAA Championship All-Tournament**
Lisa Reitsma
- **NCAA Regional All-Tournament**
Lisa Reitsma
Megan Korver
Fiona Nepo
- **All-Big 12**
Lisa Reitsma (Player of the Year)
Fiona Nepo, first team
Megan Korver, first team
Kate Crnich, first team



1996 Big 12 Champion Huskers - (Back row from left): Jen Livers, Assistant Coach Cathy Noth, Assistant Coach Nikki Best, Katie Jahnke, Tonia Tauke, Lisa Reitsma, Lisa Avery, Megan Korver, Head Coach Terry Pettit, Manager Marcus Shorney and Athletic Trainer Tara Kramer. (Front row from left): Stacie Maser, Mandy Monson, Kim Crandall, Denise Koziol, Renee Saunders, Kate Crnich, Fiona Nepo, Maria Hedbeck, Jaime Krondak.

Near Repeat

Despite the loss of three standout seniors who guided Nebraska to its first national title in 1995, and injuries to three key players, the Huskers nearly became the first team to repeat as NCAA champions since UCLA turned the trick in 1990 and 1991. NU fell only two matches shy of back-to-back national championships, dropping a hard-fought decision to eventual champion Stanford in the national semifinals.

NCAA Semifinals

The 30-3 Huskers faced top-seeded Stanford (29-2), which featured four AVCA All-Americans. Nebraska won the first game, 15-9, but the Cardinal amassed large leads in each of the next three games, securing a 3-1 win. Two days later, the Cardinal swept Hawaii for the national title. Lisa Reitsma led the Huskers with a match-high 22 kills. Kate Crnich smacked 16 kills and added a match-high 15 digs.

1996 Season Highlights

- NU opened the year by recording its then-school record 32nd-straight victory, a 3-1 triumph over Illinois State in the State Farm/NACWAA Classic.
- Nebraska claimed the first-ever Big 12 championship with a 19-1 league mark.
- Lisa Reitsma shattered Kathi DeBoer's single-season kill total (529 in 1987) with 611. In addition, Reitsma's 5.05 kills per game bettered Allison Weston's mark of 4.99 kills per game set in 1994.
- Fiona Nepo posted a school-record 1,653 set assists, eclipsing the 1989 standard of 1,608 set by Val Novak.

1990 NCAA SEMIFINALISTS (32-3, 12-0 BIG EIGHT)

HONORS & AWARDS

- **CoSIDA Academic All-American of the Year**
Janet Kruse
- **All-Americans**
Janet Kruse, first team
Val Novak, first team
Stephanie Thater, second team
- **CoSIDA Academic All-Americans**
Janet Kruse, first team
Becky Bolli, third team
- **NCAA Regional All-Tournament**
Val Novak
Cris Hall
Janet Kruse
Stephanie Thater
- **All-Big Eight**
Val Novak, first team
Janet Kruse, first team
Cris Hall, first team
Stephanie Thater, first team



1990 Big Eight Champion Huskers - (Back row from left): Assistant Coach Cathy Noth, Head Coach Terry Pettit, Valerie Vermeulen, Linda Barsness, Stephanie Thater, Sara Hesch, Cris Hall, Janet Kruse, Carla Baker, Assistant Coach John Cook. (Front row from left): Katherine Pettit, Manager Kari Possehl, Becky Bolli, Debbie Brand, Eileen Shannon, Laura Luther, Nikki Stricker, Kim Kinnan, Jessica Walter, Val Novak, Athletic Trainer Therese Volmer.

Back-to-Back

For the second consecutive year, Nebraska returned to the NCAA Championships, only to be ousted one match short of the finals. Once again, as it did in 1986, Pacific sent the Huskers home with a 3-1 loss. It was the Tigers' second victory of the season against Nebraska, as the Tigers defeated the Huskers 3-1 in an early season tournament.

NCAA Semifinals

A close match throughout, Nebraska and Pacific's intense game one set the tone. Nebraska led 13-11, but saw the Tigers score four unanswered points and claim the crucial first game. The Huskers rebounded for a 15-11 win in game two, scoring the game's final three points. Games three and four were equally competitive, but the Tigers had the stamina to thwart Nebraska's attack, winning 15-9 and 15-12.

Cris Hall led NU with 18 kills, while Val Novak had 46 assists and a match-high 17 digs. Krissy Fifer led the Pacific attack with 21 kills.

1990 Season Highlights

- In terms of winning percentage, Nebraska finished with its then-best season ever at 32-3 (.914). Before losing to Pacific in the semifinals, Nebraska had won 16 straight contests.
- Nebraska set team records in block assists (558) and opponent hitting percentage (.135).
- Nebraska won its 15th consecutive Big Eight title with a perfect 12-0 record and the tournament crown with a win over Colorado.
- The 1990 season was the last at the Nebraska Coliseum until it reopened for volleyball in 1992. In 1990 the Huskers were a perfect 18-0 and drew an average of 2,816 fans per match.

1989 NCAA FINALISTS (29-4, 12-0 BIG EIGHT)

HONORS & AWARDS

- **All-Americans**
Janet Kruse, first team
Val Novak, first team
Virginia Stahr, second team
- **CoSIDA Academic All-Americans**
Virginia Stahr, first team
Carla Baker, second team
Janet Kruse, third team
- **NCAA Championship All-Tournament**
Eileen Shannon
- **NCAA Regional All-Tournament**
Cris Hall
Janet Kruse
Val Novak
Virginia Stahr
- **All-Big Eight**
Janet Kruse, first team
Val Novak, first team
Eileen Shannon, first team
Virginia Stahr, first team



1989 Big Eight Champion Huskers - (Back row from left): Assistant Coach Terri Killion, Assistant Coach John Cook, Carla Baker, Janet Kruse, Cris Hall, Sara Hesch, Stephanie Thater, Linda Barsness, Student Trainer Jill Douglas, Head Coach Terry Pettit, Assistant Coach Cathy Noth. (Front row from left): Manager Kari Possehl, Trainer Therese Volmer, Becky Bolli, Valerie Vermeulen, Virginia Stahr, Val Novak, Eileen Shannon, Debbie Brand, Katherine Pettit.

A Second Time

After a two-year hiatus, Nebraska seniors Virginia Stahr and Carla Baker led NU to its second appearance at the NCAA Championships. In 1986, the Huskers had advanced to the championship match before losing to Pacific. In 1989, NU was hoping for better luck in Honolulu, Hawaii. But fate was not on Nebraska's side. The Husker hitters made quick work of UCLA, before losing, 3-0, to Long Beach State.

NCAA Semifinals and Final

A balanced Husker attack and solid defensive play propelled Nebraska past a UCLA team that had lost just two matches all season. Cris Hall led NU with 19 kills, while Janet Kruse had 12, Eileen Shannon had 11 and Virginia Stahr added 10. NU out-hit UCLA .265 to .160.

Unfortunately, Nebraska's second championship match was much like its first in 1986. Nebraska battled hard in the first game, only to lose

15-12. From that point on, the Huskers could not regain their winning ways, as Long Beach State cruised, 15-0, 15-6 to win the match. Shannon led Nebraska with 11 kills, and Hall added 10.

1989 Season Highlights

- Virginia Stahr captured several awards in 1989 including Delta Scholar Athlete of the Year, Woody Hayes Female Athlete of the Year, Big Eight Female Athlete of the Year and the NCAA Today's Top Six Award.
- Nebraska set team records in 1989 with 2,031 kills, 1,803 assists and a 17.07 kills per game average.
- Nebraska won its 14th consecutive Big Eight title with a perfect 12-0 record.
- The Huskers started the year with a season-high 14-match winning streak.

1986 NCAA FINALISTS (29-6, 10-0 BIG EIGHT)

HONORS & AWARDS

- **AVCA Coach of the Year**
Terry Pettit
- **Honda Award for Volleyball**
Karen Dahlgren
- **All-Americans**
Tisha Delaney, first team
Karen Dahlgren, first team
Enid Schonewise, first team
- **CoSIDA Academic All-American**
Karen Dahlgren, first team
- **NCAA Championship All-Tournament**
Karen Dahlgren
Tisha Delaney
- **NCAA Regional All-Tournament**
Karen Dahlgren
Kathi DeBoer
Enid Schonewise
- **All-Big Eight**
Karen Dahlgren, first team
Enid Schonewise, first team
Tisha Delaney, first team
Kathi DeBoer, second team
Virginia Stahr, second team



1986 Big Eight Champion Huskers - (Back row from left): Assistant Coach Jay Potter, Assistant Coach Jeff Nelson, Virginia Stahr, Enid Schonewise, Linda Barsness, Michelle Davis, Carla Baker, Karen Dahlgren, Kathi DeBoer, Head Coach Terry Pettit. (Front row from left): Manager Tina Siefkes, Barbara Young, Lori Endicott, DeLisa DeBolt, Jackie Cook, Angie Millikin, Susan Hansen, Tisha Delaney, Katherine Pettit.

Breakthrough Season

After losing in the Mideast Regional final the previous two seasons, Nebraska broke through the field in 1986 and made its first-ever trip to the NCAA championship. Led by senior All-Americans Karen Dahlgren, Tisha Delaney and Enid Schonewise, the Big Eight champion Huskers traveled to Stockton, Calif., with an impressive 28-5 record. The Huskers defeated Stanford, 3-1, before falling to Pacific, 3-0.

NCAA Semifinals

In the semifinals, Schonewise led the Husker attack with 15 kills, while Angie Millikin had 11 kills and a match-high 18 digs. Nebraska hit .258 for the match and held the Cardinal to just .089 hitting. In the championship match, Nebraska met a Pacific team that had lost just one game during the entire NCAA Tournament. The Huskers hung tough in

game one, coming back from a 14-9 deficit to cut the margin to two at 14-12. But the Tigers were too much, as they converted their third game point for the 15-12 win. The first game took too much out of the Huskers, as they fell in games two and three by scores of 15-4, 15-4.

1986 Season Highlights

- Nebraska set four single-season team records, including most kills, attacks, hitting percentage and digs. Schonewise set individual season records for kills, kills per game and attacks.
- The Huskers set an NCAA record with a .331 hitting percentage, a mark that still ranks in the top 15 all time.
- Nebraska won its 11th straight Big Eight championship in 1986 with a 10-0 record and defeated Oklahoma, 3-0, for the tournament trophy in Salina, Kansas.

ALL-TIME COACH RECORDS

Year	Head Coach	Record	Pct.	Conference/National Finish
1975	Pat Sullivan	34-8	.809	IAAW Regional Finalist
1976	Pat Sullivan	49-13	.790	Big Eight Champion/AIAW National Participant
1977	Terry Pettit	42-12-7	.746	Big Eight Champion/AIAW Regional Semifinalist
1978	Terry Pettit	35-25-2	.581	Big Eight Champion/AIAW Regional Champion
1979	Terry Pettit	41-8-3	.817	Big Eight Champion/AIAW Regional Runner-up
1980	Terry Pettit	35-15	.700	Big Eight Champion/AIAW Regional Runner-up
1981	Terry Pettit	29-10	.744	Big Eight Champion
1982	Terry Pettit	27-6	.818	Big Eight Champion/NCAA Mideast Regional Semifinalist
1983	Terry Pettit	29-4	.879	Big Eight Champion/NCAA Mideast Regional First Round
1984	Terry Pettit	27-4	.871	Big Eight Champion/NCAA Mideast Regional Runner-up
1985	Terry Pettit	28-3	.903	Big Eight Champion/NCAA Mideast Regional Runner-up
1986	Terry Pettit	29-6	.829	Big Eight Champion/NCAA Runner-up
1987	Terry Pettit	30-5	.857	Big Eight Champion/NCAA Mideast Regional Runner-up
1988	Terry Pettit	28-5	.849	Big Eight Champion/NCAA Mideast Regional Semifinalist
1989	Terry Pettit	29-4	.879	Big Eight Champion/NCAA Runner-up
1990	Terry Pettit	32-3	.914	Big Eight Champion/NCAA Semifinalist
1991	Terry Pettit	27-5	.844	Big Eight Champion/NCAA Mideast Regional Finalist
1992	Terry Pettit	22-6	.786	Big Eight Champion/NCAA Mideast Regional Semifinalist
1993	Terry Pettit	25-6	.807	NCAA Mideast Regional Second Round
1994	Terry Pettit	31-1	.969	Big Eight Champion/NCAA Mideast Regional Runner-up
1995	Terry Pettit	32-1	.970	Big Eight Champion/NCAA Champion
1996	Terry Pettit	30-4	.882	Big 12 Champion/NCAA Semifinalist
1997	Terry Pettit	27-7	.794	NCAA Pacific Regional Runner-up
1998	Terry Pettit	32-2	.941	Big 12 Champion/NCAA Semifinalist
1999	Terry Pettit	27-6	.818	Big 12 Champion/NCAA Regional Semifinalist

Year	Head Coach	Record	Pct.	Conference/National Finish
2000	John Cook	34-0	1.000	Big 12 Champion/NCAA Champion
2001	John Cook	31-2	.940	Big 12 Champion/NCAA Semifinalist
2002	John Cook	31-2	.940	Big 12 Champion/NCAA Regional Finalist
2003	John Cook	28-5	.849	NCAA Regional Semifinalist
2004	John Cook	30-2	.938	Big 12 Champion/NCAA Regional Finalist
2005	John Cook	33-2	.943	Big 12 Champion/NCAA Runner-up
2006	John Cook	33-1	.971	Big 12 Champion/NCAA Champion
2007	John Cook	30-2	.938	Big 12 Champion/NCAA Regional Finalist
2008	John Cook	31-3	.912	Big 12 Champion/NCAA Semifinalist
2009	John Cook	26-7	.788	NCAA Regional Finalist
2010	John Cook	29-3	.906	Big 12 Champion/NCAA Regional Semifinalist
2011	John Cook	25-5	.833	Big Ten Champion/NCAA Second Round
2012	John Cook	26-7	.806	NCAA Regional Finalist
2013	John Cook	26-7	.806	NCAA Regional Finalist
2014	John Cook	23-10	.697	NCAA Regional Finalist
2015	John Cook	32-4	.889	NCAA Champion
2016	John Cook	31-3	.912	Big Ten Champion/NCAA Semifinalist
2017	John Cook	32-4	.889	Big Ten Champion/NCAA Champion
2018	John Cook	29-7	.806	NCAA Runner-Up
2019	John Cook	28-5	.848	NCAA Regional Finalist
2020	John Cook	16-3	.842	NCAA Regional Finalist
2021	John Cook	26-8	.765	NCAA Runner-Up
2022	John Cook	26-6	.812	NCAA Regional Semifinalist

HUSKER HALL-OF-FAME COACHES

**TERRY PETTIT (1977-99)**

AVCA Hall of Fame Inductee 2009
 Nebraska Athletic Hall of Fame Inductee 2020
 USA Volleyball All-Time Great Coach Award 2004
 USOC National Coach of the Year 1996
 AVCA National Coach of the Year 1986, 1994
 AVCA Mideast Region Coach of the Year 1986, 1988, 1989, 1994
 AVCA District Coach of the Year 1995, 1996, 1998
 Big 12 Coach of the Year 1996, 1998
 Big Eight Coach of the Year 1985, 1986, 1987, 1989, 1990, 1994, 1995

**JOHN COOK (2000-PRESENT)**

AVCA Hall of Fame Inductee 2017
 USA Volleyball All-Time Great Coach Award 2008
 Volleyball Magazine Coach of the Year 2008, 2018
 AVCA Division I Coach of the Year 2000, 2005
 AVCA Region Coach of the Year 1997, 2000, 2005, 2008, 2016
 Big 12 Coach of the Year 2001, 2005, 2008, 2010
 Big Ten Coach of the Year 1997, 2016, 2017

ALL-TIME HUSKER ASSISTANT COACHES




Russ Rose
1978-79



Linda Luedtke
1980



John Corbelli
1981



Barry Janzen
1982-83



Jay Potter
1984-87



Jeff Nelson
1986



Terri Killion
1988-89



John Cook
1988-90, 1999



Brian Begor
1991-92



Val Novak
1993-94



Todd Raasch
1995




Cathy Noth
1988-98



Nikki Best
1996-99



Staci Wolfe
2000-02



Craig Skinner
2000-04



Charlene Johnson-Tagaloa
2003-06



Lee Maes
2005-07



Lizzy Stemke
2007-10



Erik Sullivan
2008-10



Dan Connors
2010-11



Dan Meske
2010-14



Dani Busboom Kelly
2012-16



Chris Tamas
2015-16



Tyler Hildebrand
2017, 2020-21



Kayla Banwarth
2017-2019



Jaylen Reyes
2018-present



Kelly Hunter
2022-present



Jordan Larson
2023-present

AVCA ALL-AMERICANS

2022	Lexi Rodriguez	second team	2004	Melissa Elmer	first team
2021	Lexi Rodriguez	first team		Sarah Pavan	first team
	Kayla Caffey	second team		Jennifer Saleaumua	second team
	Madi Kubik	third team	2003	Melissa Elmer	second team
2020	Lauren Stivrins	first team	2002	Greichaly Cepero	first team
	Nicklin Hames	second team		Amber Holmquist	first team
	Lexi Sun	third team		Laura Pilakowski	second team
2019	Lauren Stivrins	second team	2001	Amber Holmquist	first team
	Lexi Sun	third team		Nancy Metcalf (Meendering)	first team
2018	Mikaela Foecke	first team		Greichaly Cepero	second team
	Lauren Stivrins	first team		Jenny Kropp	second team
	Kenzie Maloney	third team	2000	Greichaly Cepero	first team
2017	Kelly Hunter	first team		Laura Pilakowski	first team
	Annika Albrecht	second team		Amber Holmquist	second team
	Mikaela Foecke	second team	1999	Nancy Metcalf (Meendering)	first team
2016	Kadie Rolfzen	first team	1998	Fiona Nepo	first team
	Justine Wong-Orantes	first team		Nancy Metcalf (Meendering)	first team
	Kelly Hunter	second team		Megan Korver	second team
	Amber Rolfzen	third team	1997	Lisa Reitsma	second team
2015	Kadie Rolfzen	first team		Fiona Nepo	second team
	Amber Rolfzen	second team	1996	Lisa Reitsma	first team
	Justine Wong-Orantes	third team		Fiona Nepo	first team
2014	Kadie Rolfzen	third team	1995	Allison Weston	first team
2013	Kelsey Robinson	first team		Christy Johnson	first team
	Kadie Rolfzen	third team		Lisa Reitsma	first team
2012	Lauren Cook	first team	1994	Allison Weston	first team
	Gina Mancuso	second team		Christy Johnson	first team
	Hannah Werth	second team		Kelly Aspegren	second team
2011	Gina Mancuso	first team	1993	Allison Weston	first team
2010	Brooke Delano	first team	1992	Stephanie Thater	first team
	Lindsey Licht	second team	1991	Stephanie Thater	first team
	Hannah Werth	second team		Janet Kruse	second team
2009	Brooke Delano	second team		Cris Hall	second team
	Sydney Anderson	third team	1990	Janet Kruse	first team
2008	Jordan Larson	first team		Val Novak	first team
	Sydney Anderson	second team		Stephanie Thater	second team
	Tara Mueller	second team	1989	Val Novak	first team
2007	Sarah Pavan	first team		Janet Kruse	first team
	Rachel Holloway	second team		Virginia Stahr	second team
	Christina Houghtelling	second team	1988	Virginia Stahr	first team
	Tracy Stalls	second team		Lori Endicott	first team
	Jordan Larson	third team	1987	Lori Endicott	second team
2006	Jordan Larson	first team	1986	Karen Dahlgren	first team
	Sarah Pavan	first team		Tisha Delaney	second team
	Tracy Stalls	second team		Enid Schonewise	second team
	Rachel Holloway	third team	1985	Annie Adamczak	first team
2005	Melissa Elmer	first team		Karen Dahlgren	second team
	Christina Houghtelling	first team	1984	Cathy Noth	second team
	Sarah Pavan	first team	1983	Cathy Noth	first team
	Jennifer Saleaumua	third team			

AVCA ALL-AMERICA ATHLETES

1. Nebraska	50
2. Stanford	42
3. Penn State	39
4. Texas	39
5. USC	33
6. Florida	32
7. UCLA	32
8. Hawaii	31
9. Washington	27
10. Wisconsin	27

AVCA ALL-AMERICA AWARDS

1. Nebraska	99
2. Stanford	98
3. Penn State	82
4. Texas	70
5. Hawaii	59
6. USC	57
7. Florida	51
8. Washington	51
9. UCLA	50
10. Wisconsin	44

AVCA FIRST-TEAM ALL-AMERICANS

1. Stanford	61
2. Nebraska	49
3. Penn State	44
4. Texas	38
5. Hawaii	33
6. UCLA	27
7. USC	26
8. Pacific	20
9. Long Beach State	18
10. Florida	18
11. Washington	18

AVCA ALL-AMERICA FACTS

- Nebraska has had 50 athletes earn a total of 99 AVCA All-America certificates (NCAA play only).
- Sarah Pavan is one of only seven players in NCAA history to earn at least four first-team All-America selections, joining the Stanford trio of Bev Oden, Logan Tom and Kerri Walsh, Minnesota's Stephanie Samedy, Penn State's Megan Hodge and Wisconsin's Dana Rettke.
- Pavan and Kadie Rolfzen are the only two Huskers who have been named an AVCA All-American four times in a career.
- Pavan, Allison Weston and Nancy Metcalf (Meendering) are the only Nebraska players to earn three or more first-team All-America honors.
- Nebraska (99), Penn State (82), Wisconsin (44), Minnesota (41), Ohio State (26), Illinois (24), Purdue (19), Michigan State (14), Michigan (12), Northwestern (4) and Indiana (2) are the 11 Big Ten Conference schools to have produced an All-American.
- Nebraska (49), Penn State (44), Minnesota (18), Wisconsin (13), Illinois (9), Ohio State (7), Purdue (6), Michigan State (4), Indiana (1) and Michigan (1) are the 10 Big Ten Conference schools to have produced a first-team All-American.
- Nineteen of the Huskers' 49 first-team All-America honors were claimed by Nebraska natives.
- The Huskers placed a school-record five players on the AVCA All-America teams in 2007 and placed four players on the AVCA All-America teams in 2001, 2005, 2006 and 2016.

**LEXI RODRIGUEZ (2021, 2022)***Libero, Sterling, Ill.*

Lexi Rodriguez was the AVCA National Freshman of the Year, Big Ten Defensive Player of the Year and an AVCA First-Team All-American in her first season as Nebraska's libero in 2021. Rodriguez averaged 4.33 digs and 1.10 assists per set with 16 aces in her freshman campaign. She captured six weekly Big Ten awards, four as Freshman of the Week and two as Defensive Player of the Week. Rodriguez finished the season with 524 digs, which ranked fifth in school history and was a Nebraska freshman record. The AVCA North Region Freshman of the Year, Rodriguez became Nebraska's second freshman to be named AVCA National Freshman of the Year (Sarah Pavan, 2004). Rodriguez followed up in her sophomore campaign with AVCA second-team All-America accolades. Rodriguez averaged 4.26 digs per set and led the Huskers to a nation-leading opponent hitting percentage of .128. The Sterling, Ill., native was a unanimous selection to the All-Big Ten Team.

**KAYLA CAFFEY (2021)***Middle Blocker, Chicago, Ill.*

Kayla Caffey was selected to the AVCA All-America Second Team in 2021, the first All-America honor of her career. Caffey averaged 2.41 kills and 1.11 blocks per set while hitting a team-best .363 for the season as the Huskers reached the NCAA Championship match against Wisconsin, where she blasted a career-high 15 kills. Caffey ranked fourth in the Big Ten in hitting percentage in conference play (.376) and was the Big Ten Defensive Player of the Week one time and earned Nebraska's Big Ten Sportsmanship Award.

**MADI KUBIK (2021)***Outside Hitter, West Des Moines, Iowa*

Madi Kubik earned AVCA All-America third-team accolades in a breakout junior season in 2021. Kubik was a first-team AVCA All-Region and All-Big Ten selection after leading the Huskers to the NCAA Final with 3.49 kills per set and 2.11 digs per set. Kubik ranked third in the Big Ten in kills per set during conference play (4.11) and led all players in the NCAA Tournament with 77 postseason kills. In the NCAA title match against Wisconsin, Kubik tied her season high with 19 kills to go with 14 digs en route to earning NCAA Championship All-Tournament Team honors. Kubik was a two-time Big Ten Player of the Week and was also selected to the NCAA Austin Regional All-Tournament Team after averaging 3.71 kills and 1.71 digs per set in wins over Illinois and Texas. She ended her career in 2022 with 1,264 career kills, ranking 13th all-time at NU.

**NICKLIN HAMES (2020)***Setter, Maryville, Tenn.*

Nicklin Hames was named to the AVCA All-America Second Team, the All-Big Ten First Team and the AVCA All-North Region Team during her 2020 junior season at Nebraska. Hames led the Huskers with 10.91 assists per set. The Tennessee native added 192 digs and 23 blocks during the season. She helped the Huskers to the NCAA regional final after 31 assists and three blocks in a regional semifinal win over No. 11 Baylor. Hames received AVCA All-America honorable mention in 2018, 2019 and 2021, and she was a two-time All-Big Ten first-team selection and 2021 All-Big Ten second-team honoree. Hames finished her career in 2022 with a school-record 5,086 career assists, and her 1,587 career digs ranked third all-time at NU.

**LEXI SUN (2019, 2020)***Outside Hitter, Encinitas, Calif.*

Lexi Sun was named to the AVCA All-America Third Team, the All-Big Ten First Team and the AVCA All-North Team in both 2019 and 2020. She led the Huskers with 3.64 kills per set and added 2.20 digs per set in 2020. She helped NU to the regional final after 12 kills and five aces in the regional semifinal against No. 11 Baylor. Sun was also named to the AVCA All-America Third Team, the All-Big Ten First Team and the AVCA All-North Region Team during her 2019 junior season at Nebraska. Sun led the Huskers with 3.57 kills per set on a .270 hitting percentage and added 2.45 digs per set with 25 service aces and 74 blocks. The Encinitas, Calif., native was selected to the Madison Regional All-Tournament Team after 14 kills on .619 hitting in the regional semifinal win over No. 18 Hawaii, and 11 kills and 11 digs against No. 5 Wisconsin, her 10th double-double of the season. Sun had 1,150 career kills at Nebraska, ranking 20th all-time.

**LAUREN STIVRINS (2018, 2019, 2020)***Middle Blocker, Scottsdale, Ariz.*

Lauren Stivrins earned her third career AVCA All-America award and second first-team honor in 2020. Stivrins was named to the AVCA All-America First Team, All-Big Ten First Team and AVCA All-North Team for her performance during the 2020 season. Stivrins led the team in blocks per set averaging 1.03 and helped Nebraska to an NCAA regional final by posting a .468 attack percentage that ranked third nationally and was the second-best single-season mark in school history. Stivrins was also a first-team AVCA All-American as a sophomore in 2018 after leading the Huskers to an NCAA runner-up finish with 2.36 kills and 1.17 blocks per set. She was named to the NCAA Championship All-Tournament Team and was an All-Big Ten selection. Stivrins became the third Husker in school history to post a perfect 1.000 hitting percentage in a match while recording at least 10 kills. In the NCAA Championship against Stanford, Stivrins had 19 kills on .615 hitting. Stivrins was named a second-team All-American as a junior in 2019 averaging 2.55 kills and 1.07 blocks per set with a .374 hitting percentage. Stivrins finished her career with a .378 attack percentage, a school record in the rally-scoring era.

**KENZIE MALONEY (2018)***Libero, Louisville, Ky.*

Kenzie Maloney was an AVCA third-team All-American and an All-Big Ten libero in 2018, leading Nebraska to the NCAA Championship match. Maloney averaged 4.03 digs per set and is No. 6 on NU's all-time digs chart with 1,406. Maloney and teammate Mikaela Foecke became the first Huskers to appear in four straight NCAA Final Fours and had a 21-2 career record in NCAA Tournament matches, the most NCAA Tournament wins by a Husker in school history.

**MIKAELA FOECKE (2017, 2018)***Outside Hitter, West Point, Iowa*

Mikaela Foecke finished her decorated career in 2018 with AVCA first-team All-America honors after leading the Huskers with 3.86 kills and 2.65 digs per set, along with a team-high 46 service aces. She was a unanimous All-Big Ten selection for the second straight season and ranks No. 3 on NU's career kills chart with 1,684. Foecke totaled 135 service aces in her career, the seventh-most in Nebraska history and the fourth-highest total in the rally-scoring era. She finished her Husker career with a 21-2 record in NCAA Tournament matches, the most NCAA Tournament wins by a Husker in school history. Foecke earned second-team AVCA All-America honors as a junior in 2017 after winning her second-career NCAA Championship Most Outstanding Player award as Nebraska won the national title for the second time in her career. Foecke led the Huskers with 3.53 kills per set on .290 hitting with 2.36 digs per set in her first season as a six-rotation player. Foecke became just the fourth player in NCAA history to twice be named the NCAA Championship Most Outstanding Player and the first to earn the honor in non-consecutive years. She was also a two-time AAU Sullivan Award finalist and won the NCAA Senior CLASS Award in 2018.

**ANNIKA ALBRECHT (2017)***Outside Hitter, North Aurora, Ill.*

Annika Albrecht was named a second-team AVCA All-American and an All-Big Ten selection in 2017 after a career season. As a senior co-captain in her first year as a full-time six-rotation player, Albrecht averaged 3.02 kills per set and 2.74 digs per set while serving 34 aces. She finished her career at No. 6 on Nebraska's all-time career aces chart with 139. Albrecht became the third Husker in the John Cook era (2000-present) to play in every set (489) of her four-year Husker career - joining Sarah Pavan and Dani Busboom. Albrecht led the Huskers in the NCAA Semifinals against Penn State with 13 kills and 13 digs for her ninth double-double of the season.

**KELLY HUNTER (2016, 2017)***Setter, Papillion, Neb.*

Kelly Hunter, a three-year team captain and the most accomplished setter in Husker history, was named a first-team AVCA All-American and the Big Ten Setter of the Year in 2017, and she was an All-Big Ten selection for the second time in her career after leading the Huskers to a Big Ten and NCAA Championship. Hunter received numerous honors from volleyball publications, including National Player of the Year and All-America first-team honors from PrepVolleyball.com and VolleyMob.com. She was named co-Most Outstanding Player of the NCAA Championship with teammate Mikaela Foecke, and she finished her career with a 16-1 record in the NCAA Tournament as Nebraska's starting setter, posting the most wins and highest postseason winning percentage by a starting setter in Husker history. Hunter was a second-team AVCA All-American in 2016 after leading the Huskers to a Big Ten title and the NCAA Semifinals, and she set the Huskers to the 2015 national title as well. Hunter ended her career with 4,125 assists, the third-most in Husker history, and she totaled 699 career postseason assists, the second-most by a Husker. Off the court, Hunter was an Academic All-District first-team honoree, and she was a semifinalist for the Senior CLASS Award.

**AMBER ROLFZEN (2015, 2016)***Middle Blocker, Papillion, Neb.*

Amber Rolfzen was a second-team AVCA All-American in 2015 and earned third-team AVCA All-America honors in 2016. Rolfzen averaged 1.94 kills per set and a team-best 1.38 blocks per set as a senior. In her junior season, Rolfzen led the Big Ten and was fourth nationally in blocks with 1.58 per set, the best block average by a Husker since Melissa Elmer's school-record 2.17 in 2005. Rolfzen was an NCAA Championship All-Tournament Team pick, as well as a five-time Big Ten Defensive Player-of-the-Week honoree and a two-time All-Big Ten selection. Her 551 career total blocks put her eighth on NU's all-time chart.

**JUSTINE WONG-ORANTES (2015, 2016)***Libero, Cypress, Calif.*

Justine Wong-Orantes was named a first-team AVCA All-American and All-Big Ten selection at libero in 2016, as well as Big Ten Defensive Player of the Year for the second straight season. Wong-Orantes led the Huskers with 4.23 digs per set and finished her career as Nebraska's all-time career digs leader with 1,890. She also set a Nebraska single-match school record with 35 digs in a win over Minnesota on Oct. 23. Wong-Orantes earned third-team honors as a junior in 2015 after recording 555 digs on the season, the third-most by a Husker in school history. She reached 1,000 career digs in 75 matches, faster than any Husker in history, and was an NCAA Championship All-Tournament Team selection in 2015. Wong-Orantes earned a spot on the U.S. national team for the 2020 Olympics in Tokyo.

**KADIE ROLFZEN (2013, 2014, 2015, 2016)***Outside Hitter, Papillion, Neb.*

Kadie Rolfzen repeated as a first-team AVCA All-American in 2016, becoming the second player in NU history (Sarah Pavan) to earn four career AVCA All-America honors. Rolfzen was also an All-Big Ten selection for the fourth straight season, becoming the third Husker in program history to capture four first-team all-conference honors (Sarah Pavan, Greichaly Cepero). Rolfzen was a standout on and off the court, becoming Nebraska's first Academic All-America selection since 2012 with a first-team selection as a senior. She was also an NCAA Senior CLASS Award first-team honoree. Rolfzen led the Huskers with 3.16 kills per set and added 2.58 digs per set while hitting a career-high .295 in 2016. She ended her career with 1,564 career kills and 1,255 career digs - both top-10 marks in school history. As a junior, Rolfzen led the Huskers to the national title with 3.30 kills per set to earn first-team All-America honors for the first time in her career. Rolfzen was a third-team All-American as a freshman in 2013 and again in 2014.

**KELSEY ROBINSON (2013)***Outside Hitter, Bartlett, Ill.*

Kelsey Robinson produced one of the most impressive senior seasons as a Husker, earning first-team AVCA All-America honors. She was also named the Big Ten Player of the Year and earned unanimous All-Big Ten honors. Robinson was one of four nominees for the Honda Sports Award for Volleyball and a semifinalist for the AAU Sullivan Award. She totaled 530 kills on the season and averaged 4.45 kills per set, hitting at a clip of .318 for the year and also tallying 396 digs. She led the Big Ten in kills (4.69) and points (5.41) per set during the conference season. Robinson also ended the season ranked ninth in hitting percentage, second in kills and fifth in aces in the Big Ten. She posted 19 double-doubles on the year and was named the Big Ten Player of the Week four times in 2013. Robinson earned spots on the U.S. national team for the 2016 Olympics in Brazil and the 2020 Olympics in Tokyo, winning a Bronze Medal in 2016.

**LAUREN COOK (2012)***Setter, Lincoln, Neb.*

Lauren Cook was one of the nation's elite setters in her senior season, ranking among the top players in the country with 11.15 assists per set (1,372 total). She helped the Huskers finish second in the Big Ten in total assists (1,617) and hitting percentage (.292). She added another 28 service aces and 338 digs in the 2012 campaign and totaled 50 or more assists six times as a senior, including a season-high 56 against UCLA on Aug. 25. Cook recorded a team-best 17 double-doubles (assists-digs) on the year and helped Nebraska hit .300 or better in 18 out of 33 matches in 2012. She also won AVCA National Freshman-of-the-Year honors at UCLA in 2009.

**GINA MANCUSO (2011, 2012)***Outside Hitter, Omaha, Neb.*

Gina Mancuso was named a first-team AVCA All-American in 2011. Also selected as a unanimous first-team All-Big Ten pick, she led the Huskers with 407 kills for an average of 3.60 kills per set. Mancuso added 2.66 digs per set. Her efficiency kept her ranked in the top 10 in the conference for total kills during the entire season. She notched at least 10 kills in 25 regular-season matches during 2011 and posted a career-high 24 kills against Colorado State. She was a second-team AVCA All-America selection, Nebraska volleyball's first Senior CLASS Award winner and a first-team Academic All-American in 2012, as she led the Huskers in kills per set, kills and totaled 11 double-doubles on the year.



HANNAH WERTH (2010, 2012)
Outside Hitter, Springfield, Ill.

Hannah Werth was named a second-team AVCA All-American in 2012 and 2010 after earning honorable-mention accolades as a freshman in 2009. She added an honorable-mention award in 2011. Also selected as the 2010 Big 12 Defensive Player of the Year, Werth ranked second for the 2010 Huskers in both kills (2.80) and digs (3.09) per set, while she was third in solo blocks with 11. The Springfield, Ill., native led the Huskers with 10 double-doubles in 2010, including a 16-kill, 16-dig performance against Washington in the NCAA Tournament to notch the 21st double-double of her career. She earned second-team honors in 2012 after recording 360 total kills as a senior and an average of 3.05 kills per set and a team-high 390 digs. She tallied 14 double-doubles on the year. Werth finished her career with 1,286 kills and 1,367 digs, joining three other Huskers as the only players to record 1,000 career digs and kills (Kadie Rolfsen, Jordan Larson, Jennifer Saleaumua).



LINDSEY LICHT (2010)
Opposite Hitter, Aurora, Colo.

Lindsey Licht was a go-to player at right side for the Huskers in 2010, as she led the team with 2.81 kills per set while hitting a career-best .295. A first-team All-Big 12 pick, she led the Huskers in kills 10 times and tied for the team lead on three other occasions. The Aurora, Colo., native topped her single-match best in kills with 18 against Florida and tied her career best in blocks twice with eight apiece against both Oklahoma and Texas A&M. Licht and teammate Hannah Werth continued the success of Husker attackers in the Big 12 era in 2010. During Nebraska's 15 seasons in the conference, the Huskers' right side and outside hitters earned 22 All-America certificates.



BROOKE DELANO (2009, 2010)
Middle Blocker, Bellevue, Neb.

After earning her first AVCA All-America honor in 2009, Brooke Delano was a first-team selection in 2010. Delano led the 2010 squad in hitting percentage (.406) and blocks per set (1.42), ranking her in the top 10 nationally in both categories. A unanimous All-Big 12 pick, Delano set single-match career bests in nearly every category in 2010, including kills (15), hitting percentage (.875), assists (3), aces (3), block assists (9) and total blocks (10). Her .875 hitting performance (14-0-16) on the road against Missouri ranks as the fifth-best performance all-time at Nebraska, as it bettered her .833 night against the Tigers in 2009.



SYDNEY ANDERSON (2008, 2009)
Setter, Salt Lake City, Utah

Sydney Anderson was the eighth Husker setter to be a multi-time All-American, earning second-team honors in 2008 and third-team accolades in 2009. She led Nebraska to a 26-7 record and a berth in the regional finals in 2009, while averaging 11.53 assists, 0.77 kills and 2.45 digs per set. She ranked 13th nationally in assists while running an offense that ranked in the top 10 nationally in both kills and assists per game. She owned a team-high 14 double-doubles and helped the Huskers hit .300 or better in 13 matches. She collected her first All-America award in 2008, as she averaged 11.60 assists, 2.05 digs, 0.82 kills and 0.29 service aces per set to lead Nebraska into the NCAA Semifinals. She was eighth nationally in assists and totaled eight double-doubles. The 2008 Big 12 Newcomer of the Year, Anderson also was a first-team All-Big 12 performer and a five-time Big 12 Rookie of the Week as a sophomore.



TARA MUELLER (2008)
Outside Hitter, Scottsdale, Ariz.

One of three AVCA All-Americans in 2008, Tara Mueller earned second-team honors in helping the Huskers to a 31-3 record and a berth in the 2008 NCAA Semifinals. She was the Most Outstanding Player of the Seattle Regional, totaling a career-high 24 kills and 16 digs in the regional final against Washington. A first-team All-Big 12 performer, Mueller averaged 3.51 kills and 2.37 digs per set, ranking among conference leaders in both categories.



JORDAN LARSON (2006, 2007, 2008)
Outside Hitter, Hooper, Neb.

Jordan Larson was one of the nation's top outside hitters, earning All-America honors in three consecutive years (2006-08). She is one of only four Huskers to record more than 1,000 kills and digs in a career and finished her career with 1,600 kills, 1,410 digs and a school-record 186 service aces. She captured Big 12 Player and Defensive Player of the Year in 2008, averaging 3.92 kills and 3.19 digs per set to help NU to an NCAA semifinal appearance. She collected third-team All-America honors in 2007, averaging 3.45 kills, 3.18 digs and a Big 12-best 0.51 service aces per set. As a sophomore, she averaged 4.13 kills and 3.50 digs per set and was the only Big 12 player to rank in the league's top 10 in both kills and digs. She joined the U.S. National Team on a full-time basis in January of 2009 and competed in the 2012 London Olympics, 2016 Rio Olympics and won a gold medal with the 2020 U.S. Olympic team in Tokyo.



SARAH PAVAN (2004, 2005, 2006, 2007)
Opposite Hitter, Kitchener, Ontario

One of only six players in NCAA history to be named a four-time AVCA first-team All-American, Sarah Pavan was one of the most dominant players in Big 12 history. She finished her career holding school records for career kills (2,008) and kills per game (4.56) and was a two-time Big 12 Female Athlete of the Year after leading NU to four straight Big 12 titles and the 2006 NCAA title. An NCAA Top Eight Award winner, Pavan was a two-time Academic All-American of the Year for all sports. She averaged 4.83 kills, 1.90 digs and 0.49 service aces per game in 2007, earning Big 12 Player-of-the-Year honors for the third straight season. In 2006, she won the Honda-Broderick Cup as the nation's premier female college athlete and was named AVCA Player of the Year after averaging a school-record 5.10 kills per game in helping Nebraska to its third NCAA title. In 2004, she was named AVCA National Freshman of the Year after setting Husker freshman marks for kills (481) and kills per game (4.54). She played professionally overseas and rejoined the Canadian National Team in 2010. Pavan earned a spot on the Canadian beach volleyball team in the Olympics in Brazil in 2016 and in Tokyo in 2020.



RACHEL HOLLOWAY (2006, 2007)
Setter, Franklin, Tenn.

Rachel Holloway was a two-time AVCA All-American who helped NU to a 63-3 record as a starter. She finished her career with 2,861 assists, while her 13.50 assists per set marked the highest total in school history. She earned second-team AVCA All-America honors in 2007 by averaging 13.58 assists per set and helping NU rank third in team hitting percentage (.327). In 2006, she was a third-team AVCA All-American, becoming only the second freshman setter to guide a team to a national title. Holloway guided an offense that led the nation in assists (16.20) and kills (17.40) per set and ranked second in hitting percentage (.295).



TRACY STALLS (2006, 2007)
Middle Blocker, Denver, Colo.

Tracy Stalls was one of the nation's top middle blockers, earning second-team AVCA All-America honors in 2006 and 2007. As a senior, Stalls averaged 2.83 kills and ranked third nationally with a .473 hitting percentage, shattering school and Big 12 hitting percentage marks. In 2006, she averaged 2.67 kills per game while leading the Big 12 with a .400 hitting percentage in helping the Huskers to a national title. A four-year starter and two-time All-Big 12 performer, Stalls finished her career at No. 4 in total blocks with 578.

**CHRISTINA HOUGHTELLING (2005, 2007)***Outside Hitter, Cambridge, Neb.*

A two-time All-American, Christina Houghtelling was one of the nation's most versatile performers. She earned second-team All-America accolades in 2007, averaging 3.02 kills and 3.95 digs to earn Big 12 Defensive Player-of-the-Year honors after missing all of 2006 with shoulder surgery. In 2005, Houghtelling was named the AVCA National Player of the Year, leading the Huskers to an NCAA runner-up finish. She averaged 3.69 kills, 2.49 digs and 1.03 blocks per game. Houghtelling was at her best against the Huskers' toughest opponents, earning MVP honors at the AVCA/NACWAA Showcase and at the NCAA Omaha Regional. She also earned All-Big 12 honors for the first time in 2005.

**JENNIFER SALEAUMUA (2004, 2005)***Outside Hitter, National City, Calif.*

One of the nation's best all-around performers during her Husker career, Jennifer Saleaumua earned second-team All-America honors in 2004 and third-team accolades in 2005. A two-time Big 12 Defensive Player of the Year, Saleaumua finished her career as one of only four Huskers to total more than 1,000 kills and 1,000 digs. She ranks No. 4 on NU's all-time digs list with 1,568 and ranks 16th with 1,247 career kills. She totaled 40 career double-doubles while helping the Huskers rank among the nation's leaders in defense in each of her last two seasons. Saleaumua earned All-Big 12 accolades all four seasons as a Husker, including first-team honors in 2002, 2003 and 2004.

**MELISSA ELMER (2003, 2004, 2005)***Middle Blocker, Fort Wayne, Ind.*

One of the nation's most feared blockers during her collegiate career, Melissa Elmer was a three-time AVCA All-American. Elmer led the nation in blocking in each of her final two seasons (2004-05), averaging a school-record 2.17 blocks per game as a senior. She had 10 or more blocks in 10 matches, including a Big 12-record 16 blocks against Kansas, while also averaging 2.68 kills per game. A three-time All-Big 12 performer, she finished her career as the Big 12's all-time leader with a Nebraska-record 767 blocks and was one of only three Big 12 players at the time to total 1,000 kills and 700 blocks. In 2004, she led the nation with 1.89 blocks per game, totaling 200 total blocks en route to first-team All-America honors.

**GREICHALY CEPERO (2000, 2001, 2002)***Setter, Dorado, Puerto Rico*

Greichaly Cepero virtually redefined the setter position with her all-around skills and blocking ability during her highly decorated career at Nebraska. A first-team AVCA All-American in 2000 and 2002 and a second-team pick in 2001, Cepero was just the second setter in school history to become a three-time AVCA All-American. She also earned Big 12 Player-of-the-Year honors in 2000 and shared the award with teammates Amber Holmquist and Laura Pilakowski in 2002. An Academic All-American, Cepero was also the 2000 Honda Award winner for volleyball. The best blocking setter in NU history, Cepero ended her senior season with 507 career blocks, including 84 solo blocks. Cepero ranks fourth in NU history in career assists (3,987), and in her three seasons as the starting setter, NU never hit less than .304 and ranked among the top 10 nationally in that category each of her three seasons.

**AMBER HOLMQUIST (2000, 2001, 2002)***Middle Blocker, Houston, Texas*

Amber Holmquist will be remembered as one of the best middle blockers in school history. A first-team AVCA All-American in 2001 and 2002 and a second-team pick in 2000, Holmquist owned or shared 17 school records and eight Big 12 Conference records. Holmquist concluded her career ranked second on the Nebraska all-time charts with a .396 hitting percentage and 21st on the all-time kills chart with 1,122. As a sophomore in 2000, Holmquist shattered three Nebraska single-season blocking records, setting new marks with 199 block assists, 220 total blocks and 1.98 blocks per game. A 2002 second-team Academic All-American, Holmquist also finished her career with Big 12 records for single-season hitting percentage, total blocks and blocks per game, as well as single-match records for block assists and total blocks. Holmquist finished her career as the first player in school history to lead NU in hitting percentage and blocks per game in four consecutive seasons.

**LAURA PILAKOWSKI (2000, 2002)***Outside Hitter, Columbus, Neb.*

Laura Pilakowski earned first-team AVCA All-America honors in her first season as a starter in 2000, and second-team honors in her final season with NU in 2002. Pilakowski ranks 18th all-time with 1,183 career kills, and she posted a .318 career hitting percentage, the best mark in school history at the time of her graduation by an outside hitter. The Huskers' go-to offensive player during the 2000 national title run, Pilakowski led NU with 4.30 kills per game and a .336 hitting percentage in 2000. She was the third three-time Academic All-American volleyball player in school history.

**JENNY KROPP (2001)***Middle Blocker, Grand Island, Neb.*

Jenny Kropp was an AVCA Second-Team All-American after dominating opponents at the net in 2001 with 1.73 blocks per game and 180 total blocks. Offensively, Kropp hit .371 with 2.45 kills per game as a senior. She finished her career with 816 kills and a .331 career hitting percentage. Kropp still ranks ninth all-time in total blocks (544).

**NANCY METCALF (MEENDERING) (1998, 1999, 2001)***Opposite Hitter, Hull, Iowa*

Nancy Metcalf (Meendering) will be remembered as one of the best players in Nebraska volleyball history. Metcalf was just the second three-time AVCA First-Team All-American at Nebraska and played for the United States in the 2004 Olympics. She was also honored as an NCAA Top Eight Award winner, a two-time Big 12 Player of the Year, a three-time Academic All-American, the 2001 Academic All-American of the Year, a two-time NCAA regional MVP and a three-time first-team All-Big 12 honoree. Metcalf finished her career with 1,603 kills and 412 blocks. Metcalf was the only Husker to record six 30-kill matches in a career, and owned or shared 13 school records, including kills in a single match with 39 against Kansas State in 1999.

**MEGAN KORVER (1998)***Middle Blocker, Panama, Neb.*

Megan Korver, a native of Panama, Neb., emerged as one of the dominant middle blockers in the country during her senior season to earn second-team AVCA All-America honors. Korver led the nation in hitting percentage through the first half of the season and finished with an impressive .358 mark. She set a school record and became just the 11th player in NCAA history to hit 1,000 in a match by recording 10 kills on 10 swings against Iowa State.

**FIONA NEPO (1996, 1997, 1998)***Setter, Honolulu, Hawaii*

Fiona Nepo had one of the most decorated careers of any player in Nebraska volleyball history. The 1998 Big 12 Player of the Year, Nepo ranks second in school history in career assists with 4,824, and she owns the NU single-season assist record, which she set in 1996 with 1,653. Nepo earned three All-America certificates in her career, including first-team honors her sophomore and senior seasons. With Nepo in the starting lineup, Nebraska compiled an 88-13 overall record, including a 54-6 Big 12 mark, won two Big 12 championships and made two NCAA semifinal appearances. The three-time team captain was also a tremendous jump server, notching 94 service aces during her career.

**LISA REITSMA (1995, 1996, 1997)***Opposite Hitter, Sanborn, Iowa*

Lisa Reitsma earned first-team All-America honors as a sophomore and junior and a second-team award as a senior. Reitsma was a three-time first-team all-conference selection, including the 1996 Big 12 Player of the Year. She burst on the scene as a sophomore and was a key ingredient as the Huskers won their first national title. Reitsma left her mark on the Husker record books, as she ranks in the top 10 in kills (4th, 1,633) and attacks (6th, 3,766). She had more than 25 kills in a match nine times, the second-most by any Husker in school history.

**CRIS HALL (1991)***Outside Hitter, Chanute, Kan.*

Cris Hall is one of only five athletes and the only female in Nebraska history to earn All-America honors in two different sports. Hall was a second-team All-American as an outside hitter in 1991, and earned four All-America track certificates from 1991 to 1993 (three high jump, one heptathlon). Hall ranks second in school history in the track and field heptathlon (5,936 points). Her 1,251 career kills rank 15th in school history.

**CHRISTY JOHNSON (1994, 1995)***Setter, Omaha, Neb.*

Christy Johnson guided the Huskers to their first national championship in 1995 and earned first-team All-America honors her junior and senior seasons. She holds the second-best winning percentage of any starting setter in school history, leading Nebraska to a near-perfect 63-2 record, including 24-0 in Big Eight play, over her final two seasons. She holds the top two season marks for assists per set in school history (14.17 in 1994 and 13.90 in 1995). Johnson ranks ninth in career assists with 3,183, and she was also a 1995 Academic All-American.

**JANET KRUSE (1989, 1990, 1991)***Outside Hitter, Fort Calhoun, Neb.*

Janet Kruse is one of the finest student-athletes to ever play for the Huskers. A native of Fort Calhoun, Neb., Kruse was Nebraska's first three-time All-American, earning first-team honors in 1989 and 1990 and second-team honors in 1991. She was also named the NCAA Woman of the Year for Nebraska and garnered an NCAA Today Top Eight award in 1992, after twice earning Academic All-American-of-the-Year honors in 1990 and 1991. She also earned third-team academic All-America honors in 1989. During her career, the Huskers made two NCAA semifinal appearances, including a title appearance in 1989. Kruse ranks 12th on Nebraska's career kills chart with 1,269.

**ALLISON WESTON (1993, 1994, 1995)***Middle Blocker, Papillion, Neb.*

Allison Weston is arguably one of the best collegiate players in NCAA history. Nebraska's first three-time, first-team AVCA All-American, Weston capped an impressive career by winning the 1995 national title and sharing AVCA Player-of-the-Year honors with Cary Wendell of Stanford. The former captain of the U.S. National Team, Weston still holds the school record for kills in a four-game match (37). She ranks second all-time at Nebraska with 1,778 kills and is eighth in career attacks (3,659). Weston holds three of the top-10 single-match kill performances. A two-time Academic All-American, Weston was also a two-time Big Eight Player of the Year during her playing career.

**VAL NOVAK (1989, 1990)***Setter, Oak Lawn, Ill.*

A native of Oak Lawn, Ill., Val Novak earned first-team All-America certificates after leading the Huskers to NCAA semifinal appearances in 1989 and 1990, including a runner-up finish in 1989. Novak, who converted to setter after playing outside hitter her first two seasons, ended her career by earning the Big Eight Player-of-the-Year award in 1990. She finished with 778 career kills and ranks second in career service aces (161) and seventh in assists (3,303). She led the nation in assists per set and guided Nebraska to the nation's top hitting percentage in 1989. NU never finished lower than fifth in the national rankings during her career.

**KELLY ASPEGREN (1994)***Outside Hitter, Callaway, Neb.*

Kelly Aspegren, a two-year starter for the Huskers, had 332 kills as a senior and hit .344 to lead Nebraska, including .410 in Big Eight play. Aspegren was a first-team All-Big Eight selection as a senior and was tabbed honorable mention as a junior. She was also a two-time academic All-Big Eight selection. During her two years as a starter, Nebraska compiled a 56-7 overall mark and a 22-2 Big Eight ledger. She finished her career with 557 kills on 1,329 attacks for a .280 career hitting percentage and an average of 2.29 kills per game. She also recorded 657 digs and 156 blocks for career averages of 2.70 and 0.64 per game.

**VIRGINIA STAHR (1988, 1989)***Middle Blocker, Waco, Neb.*

Virginia Stahr set the standard for excellence in the Nebraska volleyball program as a standout athlete and student. Stahr was tabbed a two-time All-American and capped her career by leading the Huskers to a national runner-up finish in 1989. She earned the NCAA Today Top Eight award after earning Academic All-American-of-the-Year honors in 1988 and 1989. Her teams won four Big Eight regular-season titles and three conference tournament titles, and she was named the 1989 Big Eight Player of the Year. She still shares the school record for service aces in a five-game match (7). She also ranks third in school history in career service aces (159) and seventh in total blocks (555).

**STEPHANIE THATER (1990, 1991, 1992)***Middle Blocker, Union, Mo.*

Stephanie Thater was the second three-time All-American in Husker volleyball history and is still regarded as one of the best middle blockers to come through the NU program. She led her team to the NCAA Semifinals as a sophomore and compiled an 81-14 record in her three years as a starter. Her teams went 48-0 in regular-season conference play, winning four Big Eight titles and three conference tournament championships. Thater was a two-time Big Eight Player of the Year and a three-time all-conference selection. She holds the school record for block assists in a five-game match with 14. Her season records for block assists (165), total blocks (197) and blocks per game (1.92) stood for seven years before Amber Holmquist topped them in 2000, and her career records for block assists (502) and total blocks (592) stood until 2002.

**LORI ENDICOTT (1987, 1988)***Setter, Springfield, Mo.*

Lori Endicott is one of the most decorated setters in Nebraska's long line of All-America setters. Endicott earned first-team honors as a senior and was a second-team selection as a junior after playing right side her first two seasons. Endicott continued her playing career as a member of the U.S. National Team from 1988 to 1996. She was America's starting setter at the 1992 and 1996 Olympic Games and was named the best setter at the Barcelona Games after leading the United States to a bronze medal. A two-time Big Eight Player of the Year, Endicott led Nebraska to four Big Eight regular-season titles during her career. She was also named a 1988 Academic All-American. Several of Endicott's marks may stand untouched for years, including her school-record 109 assists vs. Texas.

**KAREN DAHLGREN (1985, 1986)***Middle Blocker, Bertrand, Neb.*

Karen Dahlgren played a key role in Nebraska's 1986 national runner-up finish. A two-time All-American, Dahlgren was honored as a Honda-Sport Award winner in volleyball after being named to the Academic All-America team three straight years. Dahlgren holds school records for solo blocks in a match (6), season (46) and career (132). She ranks sixth on the all-time total blocks chart with 558. The Bertrand native is also third in school history with a career hitting percentage of .386. Dahlgren was also NU's first volleyball Academic All-American, earning honors in 1984, 1985 and 1986.

**TISHA DELANEY (1986)***Setter, Festus, Mo.*

Tisha Delaney is responsible for leading Nebraska to its first NCAA semifinal appearance in 1986, where the Huskers defeated Stanford before losing to Pacific in the title match. An AVCA second-team All-American as a senior, Delaney set school records as a senior for assists in four-game (63) and five-game matches (88), both of which Lori Endicott surpassed in 1988.

**ENID SCHONEWISE (1986)***Outside Hitter, Beatrice, Neb.*

Enid Schonewise earned second-team All-America honors and first-team All-Big Eight honors in 1986. Schonewise held the school record for kills in a match (38 vs. Arizona State, 1986) for nearly 14 seasons. Her seven service aces against Kansas State in 1986 are still tied for the most in a match in school history.

**ANNIE ADAMCZAK (1985)***Middle Blocker, Moose Lake, Minn.*

Annie Adamczak was a three-year starter in the Nebraska volleyball program and capped her career by earning first-team All-America honors as a senior after leading the Huskers with 354 digs. She is one of four Nebraska volleyball players to be named the conference Female Athlete of the Year, joining Virginia Stahr in 1989, Greichaly Cepero in 2001 and Sarah Pavan in 2006 and 2007. A two-time All-Big Eight selection, Adamczak held the three-game school record for digs with 28 until 2009, when Kayla Banwarth recorded 32 against Baylor. During Adamczak's career, Nebraska won all four regular-season and tournament conference titles and twice advanced to the NCAA Mideast Regional Championship.

**CATHY NOTH (1983, 1984)***Setter, Bettendorf, Iowa*

Cathy Noth moved from outside hitter to setter her junior season and earned AVCA All-America honors in 1983 and 1984. Noth guided NU to its first NCAA Tournament appearance in 1982 and helped Nebraska compile a four-year-record of 112-24, winning four Big Eight regular-season titles and four Big Eight Tournament crowns. She set a then-Big Eight and school record with a .398 hitting percentage in 1984. Noth's career hitting percentage of .366 still ranks seventh in school history. Noth was also Nebraska's first three-time All-Big Eight selection and the only volleyball player in the history of the conference to earn three Big Eight Tournament MVP awards. Noth served as an assistant coach under Terry Pettit from 1988 to 1998.

**TERRI KANOUSE (1980 AIAW)***Middle Blocker, St. Paul, Ind.*

Terri Kanouse helped put Nebraska on the volleyball map by earning AIAW All-America honors in 1980, the program's first national honor. A two-time first-team all-district selection, Kanouse was also named first-team All-Big Eight her final three seasons. Kanouse was also a two-year team captain for the Huskers.

HONORS AND AWARDS

Honda-Broderick Cup**2006** Sarah Pavan**U.S. Olympic Team**

2020 Jordan Larson
Kelsey Robinson
Justine Wong-Orantes

2016 Kayla Banwarth
Jordan Larson
Kelsey Robinson

2012 Jordan Larson

2004 Nancy Metcalf

2000 Allison Weston (captain)

1996 Lori Endicott

1992 Lori Endicott

1988 Cathy Noth (alternate)

Canada Olympic Team

2020 Sarah Pavan (beach volleyball)

2016 Sarah Pavan (beach volleyball)

U.S. National Team

2018-20 Kadie Rolfzen

2017-20 Amber Rolfzen

2017-pres. Justine Wong-Orantes

2014-pres. Kelsey Robinson

2011-16 Kayla Banwarth

2009-pres. Jordan Larson

2007-11 Tracy Stalls

2002-12 Nancy Metcalf (Meendering)

2002-03 Greichaly Cepero

1997-00 Allison Weston

1988-96 Lori Endicott

1992-93 Stephanie Thater

1991 Val Novak

1984-88 Cathy Noth

Canada National Team

2013-pres. Sarah Pavan (beach)

2010-13 Sarah Pavan

Morgan Trophy Award**1996** Allison Weston**AVCA National Player of the Year**

2006 Sarah Pavan

2005 Christina Houghttelling

2000 Greichaly Cepero

1995 Allison Weston (co-winner)

Honda Volleyball Award

2006 Sarah Pavan

2000 Greichaly Cepero

1995 Allison Weston

1986 Karen Dahlgren

Honda Volleyball Award Finalists

2016 Kadie Rolfzen

2013 Kadie Rolfzen

2013 Kelsey Robinson

2005 Melissa Elmer
Christina Houghttelling

2001 Nancy Metcalf

1998 Fiona Nepo

1994 Allison Weston

1992 Stephanie Thater

1990 Val Novak

AAU Sullivan Award Finalists**2018-19** Mikaela Foecke

2017-18 Annika Albrecht
Kelly Hunter

2016-17 Mikaela Foecke

2014-15 Kelsey Robinson

Conference Athlete of the Year

2007-08 Sarah Pavan

2006-07 Sarah Pavan

2000-01 Greichaly Cepero

1989-90 Virginia Stahr

1986-87 Annie Adamczak

NCAA Woman of the Year

2001 Angie Oxley (state winner)

1996 Billie Winsett-Fletcher

1992 Janet Kruse (state winner)

NCAA Today's Top Ten Award

2008 Sarah Pavan

2002 Nancy Metcalf (Meendering)

1992 Janet Kruse

1990 Virginia Stahr

NCAA Elite 90 Award

2021 Anni Evans

2017 Sydney Townsend

2016 Sydney Townsend

Academic All-American of the Year (All Sports)

2007-08 Sarah Pavan

2006-07 Sarah Pavan

Academic All-American of the Year (Volleyball)

2007 Sarah Pavan

2006 Sarah Pavan

2001 Nancy Metcalf (Meendering)

1991 Janet Kruse

1990 Janet Kruse

1989 Virginia Stahr

1988 Virginia Stahr

NCAA Postgraduate Scholarship

2016 Kadie Rolfzen

2008 Amanda Gates

2007 Christina Houghttelling
Sarah Pavan
Tracy Stalls

2003 Laura Pilakowski

1992 Janet Kruse

1990 Virginia Stahr

Senior CLASS Award

2018 Mikaela Foecke

2012 Gina Mancuso

World University Games

2015 Briana Holman

1999 Nancy Metcalf (Meendering)

1985 Karen Dahlgren

U.S. Collegiate National A2 Team

2022 Kaitlyn Hord

2015 Alicia Ostrander

2011 Morgan Broekhuis

2005 Christina Houghttelling
Melissa Elmer
Jennifer Saleaumua

U.S. Junior National Teams**2022** Bekka Allick

Maggie Mendelson

2021 Lexi Rodriguez
Ally Batenhorst
Lindsay Krause
Lexi Rodriguez

2016 Lexi Sun

2014 Mikaela Foecke

2013 Amber Rolfzen

2009 Morgan Broekhuis

2007 Tara Mueller

2006 Rachel Holloway

2000 Ally Rebholz
Anna Schrad
Anna Schrad

1998 Amber Holmquist

1995 Katie Jahnke
Tonia Tauke (alternate)

1994 Fiona Nepo
Lisa Avery

1985 Kathi DeBoer

1984 Cathy Noth
Karen Dahlgren

Gatorade HS National Player of the Year

2022-23 Harper Murray

2020-21 Ally Batenhorst

2016-17 Lexi Sun

2014-15 Mikaela Foecke

2008-09 Gina Mancuso

U.S. Olympic Festival

1995 Christy Johnson
Lisa Reitsma
Allison Weston
Billie Winsett

1994 Kelly Aspegren
Christy Johnson
Jen McFadden
Billie Winsett
Nikki Stricker
Billie Winsett

1993 Janet Kruse
Stephanie Thater
Eileen Shannon

1990 Janet Kruse
Stephanie Thater
Eileen Shannon

1989 Janet Kruse
Val Novak
Cris Hall

1987 Virginia Stahr

1986 Lori Endicott
Virginia Stahr
Angie Millikin

1985 Lori Endicott
Enid Schonewiese

1983 Cathy Noth
Sharon Kramer

AVCA Region Player of the Year**2017** Kelly Hunter**AVCA All-Region**

2022 Bekka Allick first team
Kaitlyn Hord first team
Madi Kubik first team
Whitney Lauenstein first team
Lexi Rodriguez first team

2021 Kayla Caffey first team
Nicklin Hames first team
Madi Kubik first team

HONORS AND AWARDS

	Lexi Rodriguez	first team
2020	Nicklin Hames	first team
	Madi Kubik	first team
	Lauren Stivrins	first team
	Lexi Sun	first team
2019	Nicklin Hames	first team
	Madi Kubik	first team
	Lauren Stivrins	first team
	Lexi Sun	first team
2018	Mikaela Foecke	first team
	Kenzie Maloney	first team
	Lauren Stivrins	first team
2017	Annika Albrecht	first team
	Mikaela Foecke	first team
	Briana Holman	first team
	Kelly Hunter	first team
2016	Mikaela Foecke	first team
	Briana Holman	first team
	Kelly Hunter	first team
	Amber Rolfzen	first team
	Kadie Rolfzen	first team
	Justine Wong-Orantes	first team
2015	Mikaela Foecke	first team
	Kelly Hunter	first team
	Amber Rolfzen	first team
	Kadie Rolfzen	first team
	Justine Wong-Orantes	first team
2014	Kelsey Fien	first team
	Mary Pollmiller	first team
	Kadie Rolfzen	first team
2013	Meghan Haggerty	first team
	Mary Pollmiller	first team
	Kelsey Robinson	first team
	Kadie Rolfzen	first team
2012	Lauren Cook	first team
	Gina Mancuso	first team
	Hannah Werth	first team
2011	Gina Mancuso	first team
2010	Brooke Delano	first team
	Lindsey Licht	first team
	Hannah Werth	first team
2009	Sydney Anderson	first team
	Kori Cooper	first team
	Brooke Delano	first team
2008	Sydney Anderson	first team
	Kori Cooper	first team
	Jordan Larson	first team
	Tara Mueller	first team
2007	Rachel Holloway	first team
	Christina Houghtelling	first team
	Jordan Larson	first team
	Sarah Pavan	first team
	Tracy Stalls	first team
2006	Rachel Holloway	first team
	Jordan Larson	first team
	Sarah Pavan	first team
	Tracy Stalls	first team
2005	Christina Houghtelling	first team
	Melissa Elmer	first team
	Sarah Pavan	first team
	Jennifer Saleaumua	first team
2004	Melissa Elmer	first team
	Sarah Pavan	first team
	Jennifer Saleaumua	first team
2003	Melissa Elmer	first team
	Jennifer Saleaumua	first team
2002	Greichaly Cepero	first team
	Amber Holmquist	first team
	Laura Pilakowski	first team
2001	Greichaly Cepero	first team
	Amber Holmquist	first team
	Jenny Kropp	first team

	Nancy Metcalf	first team
	Laura Pilakowski	first team
2000	Greichaly Cepero	first team
	Amber Holmquist	first team
	Jenny Kropp	first team
	Laura Pilakowski	first team
1999	Nancy Metcalf (Meendering)	first team
1998	Fiona Nepo	first team
	Nancy Metcalf (Meendering)	first team
	Megan Korver	first team
1997	Lisa Reitsma	first team
	Fiona Nepo	first team
1996	Lisa Reitsma	first team
	Fiona Nepo	first team
	Megan Korver	first team
1995	Allison Weston	first team
	Christy Johnson	first team
	Billie Winsett	first team
	Lisa Reitsma	first team
1994	Allison Weston	first team
	Christy Johnson	first team
	Kelly Aspegren	first team
1993	Allison Weston	first team
	Jen McFadden	first team
1992	Stephanie Thater	first team
	Nikki Stricker	first team
1991	Janet Kruse	first team
	Cris Hall	first team
	Stephanie Thater	first team
1990	Janet Kruse	first team
	Val Novak	first team
1989	Val Novak	first team
	Virginia Stahr	first team
1988	Virginia Stahr	first team
	Lori Endicott	first team
1987	Lori Endicott	first team
	Kathi DeBoer	first team
	Virginia Stahr	first team
1986	Tisha Delaney	first team
	Enid Schonewise	first team
	Karen Dahlgren	first team
1985	Karen Dahlgren	first team
	Enid Schonewise	first team
1981	Terri Kanouse	first team
1980	Terri Kanouse	first team
	Lori Melcher	first team
	Reba Govier	first team
1979	Nancy Grant	first team

Second-Team/Honorable-Mention AVCA All-Region

2018	Nicklin Hames	honorable mention
2013	Cecilia Hall	honorable mention
2012	Meghan Haggerty	honorable mention
2011	Morgan Broekhuis	honorable mention
2011	Lauren Cook	honorable mention
2011	Hannah Werth	honorable mention
2009	Hannah Werth	honorable mention
2005	Jordan Larson	honorable mention
2004	Dani Busboom	honorable mention
1994	Billie Winsett	second team
1993	Nikki Stricker	second team
1992	Eileen Shannon	second team
1990	Cris Hall	second team
1989	Janet Kruse	second team
1989	Eileen Shannon	second team

AVCA National Freshman of the Year

2021	Lexi Rodriguez
2004	Sarah Pavan

VolleyballMag.com National Freshman of the Year

2019	Madi Kubik
------	------------

AVCA Region Freshman of the Year

2021	Lexi Rodriguez
2019	Madi Kubik
2013	Kadie Rolfzen
2009	Hannah Werth
2005	Jordan Larson
2004	Sarah Pavan
1999	Greichaly Cepero

NCAA Championship All-Tournament Team

2021	Nicklin Hames
	Madi Kubik
2018	Mikaela Foecke
	Lauren Stivrins
2017	Mikaela Foecke (Co-MOP)
	Kelly Hunter (Co-MOP)
	Kenzie Maloney
2015	Mikaela Foecke (MOP)
	Kelly Hunter
	Amber Rolfzen
	Justine Wong-Orantes
2008	Jordan Larson
2006	Sarah Pavan (MOP)
	Rachel Holloway
	Tracy Stalls
2005	Sarah Pavan
	Jennifer Saleaumua
	Melissa Elmer
2000	Greichaly Cepero (MOP)
	Amber Holmquist
	Laura Pilakowski
1996	Lisa Reitsma
1995	Allison Weston
	Christy Johnson
	Billie Winsett
	Kate Crnich
1989	Eileen Shannon
1986	Karen Dahlgren
	Tisha Delaney

NCAA Regional All-Tournament Team

2022	Ally Batenhorst
2021	Nicklin Hames (MOP)
	Lindsay Krause
	Madi Kubik
2019	Lexi Sun
	Jazz Sweet
2018	Mikaela Foecke (MOP)
	Nicklin Hames
	Lauren Stivrins
2017	Mikaela Foecke (MOP)
	Annika Albrecht
	Kelly Hunter
2016	Kadie Rolfzen (MOP)
	Kelly Hunter
	Andie Malloy
2015	Kadie Rolfzen (MOP)
	Amber Rolfzen
	Kelly Hunter
	Justine Wong-Orantes
2014	Mary Pollmiller
	Kadie Rolfzen
2013	Kelsey Robinson
	Kadie Rolfzen
2012	Gina Mancuso
	Lauren Cook
	Morgan Broekhuis
2010	Jordan Wilberger
2009	Sydney Anderson
	Kori Cooper
2008	Tara Mueller (MOP)
	Sydney Anderson

HONORS AND AWARDS

	Jordan Larson	
	Lindsey Licht	
2007	Sarah Pavan	
	Tracy Stalls	
2006	Jordan Larson (MOP)	
	Sarah Pavan	
	Rachel Holloway	
2005	Christina Houghtelling (MOP)	
	Sarah Pavan	
	Jennifer Saleaumua	
2004	Sarah Pavan	
	Jennifer Saleaumua	
2002	Greichaly Cepero	
	Amber Holmquist	
	Laura Pilakowski	
2001	Nancy Metcalf (Meendering) (MOP)	
	Greichaly Cepero	
	Jenny Kropp	
2000	Greichaly Cepero (MOP)	
	Angie Oxley	
	Laura Pilakowski	
1999	Nancy Metcalf (Meendering)	
1998	Nancy Metcalf (Meendering) (MOP)	
	Fiona Nepo	
1997	Lisa Reitsma	
	Fiona Nepo	
1996	Lisa Reitsma (MOP)	
	Fiona Nepo	
	Megan Korver	
1995	Christy Johnson	
	Allison Weston	
	Lisa Reitsma	
1994	Christy Johnson	
	Allison Weston	
	Billie Winsett	
1991	Stephanie Thater	
	Cris Hall	
	Nikki Stricker	
1990	Val Novak	
	Cris Hall	
	Janet Kruse	
	Stephanie Thater	
1989	Virginia Stahr	
	Val Novak	
	Janet Kruse	
	Cris Hall	
1988	Lori Endicott	
1987	Lori Endicott	
	Val Novak	
1986	Karen Dahlgren	
	Enid Schonewise	
	Kathi DeBoer	
1985	Karen Dahlgren	
	Enid Schonewise	

Academic All-America

2022	Lexi Rodriguez	third team
2020	Lexi Sun	second team
2016	Kadie Rolfzen	first team
2012	Gina Mancuso	first team
2009	Kori Cooper	first team
2008	Kori Cooper	first team
	Amanda Gates	first team
	Jordan Larson	second team
2007	Christina Houghtelling	first team
	Sarah Pavan	first team
	Tracy Stalls	first team
2006	Sarah Pavan	first team
2005	Sarah Pavan	first team
	Christina Houghtelling	first team
2003	Anna Schrad	second team
2002	Laura Pilakowski	first team

	Amber Holmquist	second team
2001	Nancy Metcalf (Meendering)	first team
	Laura Pilakowski	second team
	Greichaly Cepero	third team
2000	Laura Pilakowski	second team
1999	Nancy Metcalf (Meendering)	second team
1998	Megan Korver	third team
1996	Lisa Reitsma	third team
1995	Allison Weston	first team
	Christy Johnson	second team
1994	Allison Weston	second team
1991	Janet Kruse	first team
1990	Janet Kruse	first team
	Becky Bolli	third team
1989	Virginia Stahr	first team
	Carla Baker	second team
	Janet Kruse	third team
1988	Virginia Stahr	first team
	Lori Endicott	second team
1987	Virginia Stahr	first team
	Kathi DeBoer	second team
1986	Karen Dahlgren	first team
1985	Karen Dahlgren	first team
1984	Karen Dahlgren	honorable mention

Academic All-District

2022	Ally Batenhorst	first team
	Anni Evans	first team
	Lindsay Krause	first team
	Lexi Rodriguez	first team
2021	Lexi Sun	second team
2020	Lexi Sun	first team
2018	Mikaela Foecke	second team
2017	Kelly Hunter	first team
	Sydney Townsend	second team
2016	Kadie Rolfzen	first team
2015	Cecilia Hall	first team
2013	Morgan Broekhuis	second team
2012	Morgan Broekhuis	second team
	Gina Mancuso	first team
2011	Gina Mancuso	second team
2009	Kori Cooper	first team
2008	Kori Cooper	first team
	Amanda Gates	first team
	Jordan Larson	first team
2007	Christina Houghtelling	first team
	Sarah Pavan	first team
	Tracy Stalls	first team
	Jordan Larson	third team
2006	Sarah Pavan	first team
	Tracy Stalls	second team
	Dani Busboom	second team
	Amanda Gates	third team
2005	Sarah Pavan	first team
	Christina Houghtelling	first team
2003	Anna Schrad	first team
2002	Amber Holmquist	first team
	Laura Pilakowski	first team
	Greichaly Cepero	second team
	Anna Schrad	second team
2001	Greichaly Cepero	first team
	Amber Holmquist	second team
	Nancy Metcalf (Meendering)	first team
	Laura Pilakowski	first team
2000	Greichaly Cepero	second team
	Jill McWilliams	first team
	Laura Pilakowski	first team
1999	Nancy Metcalf (Meendering)	first team
	Mandy Monson	first team
	Tonia Tauke	second team
1998	Megan Korver	first team
	Nancy Metcalf (Meendering)	first team

	Tonia Tauke	second team
1997	Megan Korver	second team
1996	Lisa Reitsma	first team
1995	Christy Johnson	first team
	Allison Weston	first team
	Billie Winsett	first team
1994	Allison Weston	first team
	Kelly Aspegren	first team
1993	Allison Weston	first team
	Nikki Stricker	first team
1992	Kim Tonniges	first team
	Laura Luther	first team
1991	Janet Kruse	first team
	Cris Hall	first team
1990	Janet Kruse	first team
	Becky Bolli	first team
1989	Virginia Stahr	first team
	Janet Kruse	first team
	Carla Baker	first team
1988	Virginia Stahr	first team
	Lori Endicott	first team
1987	Virginia Stahr	first team
	Kathi DeBoer	first team
1986	Karen Dahlgren	first team
1985	Karen Dahlgren	first team
	Kathi DeBoer	first team
1984	Karen Dahlgren	first team
1983	Karen Dahlgren	first team

Big 12 Postgraduate Scholarship

2008-09	Amanda Gates
2003-04	Anna Schrad

Conference Player of the Year

2013	Kelsey Robinson
2008	Jordan Larson
2007	Sarah Pavan
2006	Sarah Pavan
2005	Sarah Pavan
2002	Greichaly Cepero
	Amber Holmquist
	Laura Pilakowski
2001	Nancy Metcalf (Meendering)
2000	Greichaly Cepero
1999	Nancy Metcalf (Meendering)
1998	Fiona Nepo
1996	Lisa Reitsma
1995	Allison Weston
1994	Allison Weston
1993	Nikki Stricker
1992	Stephanie Thater
1991	Stephanie Thater
1990	Val Novak
1989	Virginia Stahr
1988	Lori Endicott
1987	Lori Endicott

Conference Setter of the Year

2017	Kelly Hunter
-------------	--------------

Conference Defensive Player of the Year

2021	Lexi Rodriguez
2016	Justine Wong-Orantes
2015	Justine Wong-Orantes
2010	Hannah Werth
2008	Jordan Larson
2007	Christina Houghtelling
2006	Jordan Larson (tri-winner)
2005	Jennifer Saleaumua
2004	Jennifer Saleaumua (co-winner)

HONORS AND AWARDS

Conference Freshman of the Year

2019	Madi Kubik
2009	Hannah Werth
2005	Jordan Larson
2004	Sarah Pavan
1999	Greichaly Cepero
1997	Angie Oxley

Conference Newcomer of the Year

2010	Lauren Cook
2008	Sydney Anderson
2006	Rachel Holloway
1997	Katie Jahnke
1996	Megan Korver
1995	Stacie Maser (co-winner)
1993	Jen McFadden
1992	Allison Weston

Big Eight Backcourt Specialist of the Year

1995	Maria Hedbeck (co-winner)
1993	Stephanie Clerc
1992	Christy Johnson

All-Conference

Big Ten

2022	Madi Kubik	first team
	Lexi Rodriguez	first team
	Bekka Allick	second team
	Kaitlyn Hord	second team
2021	Madi Kubik	first team
	Lexi Rodriguez	first team
	Lauren Stivrins	first team
	Nicklin Hames	second team
2020	Nicklin Hames	first team
	Lauren Stivrins	first team
	Lexi Sun	first team
2019	Nicklin Hames	first team
	Lauren Stivrins	first team
	Lexi Sun	first team
	Madi Kubik	second team
2018	Mikaela Foecke	first team
	Kenzie Maloney	first team
	Lauren Stivrins	first team
2017	Annika Albrecht	first team
	Mikaela Foecke	first team
	Kelly Hunter	first team
	Briana Holman	honorable mention
2016	Kelly Hunter	first team
	Amber Rolfzen	first team
	Kadie Rolfzen	first team
	Justine Wong-Orantes	first team
	Mikaela Foecke	honorable mention
	Briana Holman	honorable mention
2015	Amber Rolfzen	first team
	Kadie Rolfzen	first team
	Justine Wong-Orantes	honorable mention
2014	Kelsey Fien	first team
	Kadie Rolfzen	first team
	Mary Pollmiller	honorable mention
2013	Kelsey Robinson	first team
	Kadie Rolfzen	first team
	Mary Pollmiller	honorable mention
2012	Lauren Cook	first team
	Gina Mancuso	first team
	Hannah Werth	first team
2011	Lauren Cook	first team
	Gina Mancuso	first team
	Hannah Werth	first team
	Morgan Broekhuis	honorable mention
	Brooke Delano	honorable mention

Big 12

2010	Brooke Delano	first team
	Lindsey Licht	first team
	Hannah Werth	first team
	Kayla Banwarth	honorable mention
2009	Sydney Anderson	first team
	Kori Cooper	first team
	Brooke Delano	first team
	Hannah Werth	honorable mention
	Kayla Banwarth	honorable mention
2008	Sydney Anderson	first team
	Kori Cooper	first team
	Jordan Larson	first team
	Tara Mueller	first team
	Amanda Gates	honorable mention
2007	Rachel Holloway	first team
	Christina Houghtelling	first team
	Jordan Larson	first team
	Sarah Pavan	first team
	Tracy Stalls	first team
2006	Rachel Holloway	first team
	Jordan Larson	first team
	Sarah Pavan	first team
	Tracy Stalls	first team
2005	Sarah Pavan	first team
	Melissa Elmer	first team
	Christina Houghtelling	first team
	Jennifer Saleaumua	honorable mention
	Jordan Larson	honorable mention
2004	Sarah Pavan	first team
	Melissa Elmer	first team
	Jennifer Saleaumua	first team
2003	Melissa Elmer	first team
	Jennifer Saleaumua	first team
2002	Greichaly Cepero	first team
	Amber Holmquist	first team
	Laura Pilakowski	first team
	Jennifer Saleaumua	first team
2001	Greichaly Cepero	first team
	Amber Holmquist	first team
	Jenny Kropp	first team
	Nancy Metcalf (Meendering)	first team
	Laura Pilakowski	first team
2000	Greichaly Cepero	first team
	Amber Holmquist	first team
	Jenny Kropp	first team
	Angie Oxley	honorable mention
	Laura Pilakowski	first team
1999	Nancy Metcalf (Meendering)	first team
	Greichaly Cepero	first team
	Angie Oxley	honorable mention
	Amber Holmquist	honorable mention
1998	Fiona Nepo	first team
	Nancy Metcalf (Meendering)	first team
	Megan Korver	first team
	Jaime Krondak	honorable mention
1997	Lisa Reitsma	first team
	Fiona Nepo	first team
1996	Lisa Reitsma	first team
	Fiona Nepo	first team
	Kate Crnich	first team
	Megan Korver	first team
Big Eight		
1995	Christy Johnson	first team
	Lisa Reitsma	first team
	Allison Weston	first team
	Billie Winsett	first team
1994	Kelly Aspegren	first team
	Christy Johnson	first team
	Allison Weston	first team
	Billie Winsett	second team
1993	Allison Weston	first team

	Nikki Stricker	first team
	Jen McFadden	second team
1992	Stephanie Thater	first team
	Eileen Shannon	first team
	Nikki Stricker	first team
	Laura Luther	second team
	Allison Weston	honorable mention
1991	Janet Kruse	first team
	Stephanie Thater	first team
	Cris Hall	first team
	Eileen Shannon	second team
	Nikki Stricker	second team
	Laura Luther	honorable mention
1990	Val Novak	first team
	Janet Kruse	first team
	Cris Hall	first team
	Stephanie Thater	first team
1989	Virginia Stahr	first team
	Val Novak	first team
	Janet Kruse	first team
	Eileen Shannon	first team
1988	Virginia Stahr	first team
	Val Novak	first team
	Lori Endicott	first team
	Linda Barsness	second team
	Carla Baker	honorable mention
1987	Lori Endicott	first team
	Virginia Stahr	first team
	Kathi DeBoer	first team
	Val Novak	honorable mention
1986	Karen Dahlgren	first team
	Enid Schonewise	first team
	Tisha Delaney	first team
	Kathi DeBoer	second team
	Virginia Stahr	second team
	Lori Endicott	honorable mention
1985	Annie Adamczak	first team
	Tisha Delaney	first team
	Karen Dahlgren	first team
	Kathi DeBoer	second team
	Sharon Kramer	second team
1984	Cathy Noth	first team
	Karen Dahlgren	first team
	Mary Buysse	first team
	Julie Hermann	first team
	Annie Adamczak	second team
1983	Cathy Noth	first team
	Erin Dean	first team
	Sharon Kramer	first team
	Mary Buysse	second team
	Karen Dahlgren	second team
1982	Cathy Noth	first team
	Erin Dean	first team
	Gwen Egbert	first team
	Mary Buysse	second team

All-Big Ten Freshman Team

2022	Bekka Allick
2021	Lindsay Krause
	Lexi Rodriguez
2019	Kenzie Knuckles
	Madi Kubik
2018	Nicklin Hames
	Callie Schwarzenbach
2017	Lauren Stivrins
	Jazz Sweet
2015	Mikaela Foecke
2013	Kadie Rolfzen
2012	Meghan Haggerty

HONORS AND AWARDS

AVCA National Player of the Week

2017	Annika Albrecht	9/26
2016	Amber Rolfzen	10/25
2013	Kelsey Robinson	10/8
2011	Hannah Werth	11/22
2009	Sydney Anderson	11/10
2008	Jordan Larson	9/23
2007	Sarah Pavan	8/27
2005	Christina Houghttelling	8/29
2004	Sarah Pavan	11/29
2002	Amber Holmquist	11/25
	Greichaly Cepero	12/2
2001	Amber Holmquist	9/10
1994	Kelly Aspegren	9/6
	Allison Weston	10/31
1993	Allison Weston	9/20

espnW National Player of the Week

2017	Annika Albrecht	9/26
2016	Briana Holman	8/31
	Amber Rolfzen	10/26
2015	Justine Wong-Orantes	10/7

Conference Player of the Week

Big Ten

2022	Lexi Rodriguez (Co-Defensive)	10/10
	Bekka Allick (Freshman)	10/17
	Bekka Allick (Freshman)	10/24
	Madi Kubik (Player)	11/21
2021	Lexi Rodriguez (Freshman)	8/30
	Kayla Caffey (Defensive)	9/6
	Lindsay Krause (Freshman)	9/27
	Madi Kubik (Player)	10/11
	Nicklin Hames (Setter)	10/11
	Lexi Rodriguez (Freshman)	10/11
	Madi Kubik (Player)	10/18
	Nicklin Hames (Setter)	10/18
	Lexi Rodriguez (Defensive)	10/18
	Lexi Rodriguez (Freshman)	10/18
	Lexi Rodriguez (Defensive)	11/15
	Lexi Rodriguez (Freshman)	11/29
2020	Lexi Sun (Player)	3/8
	Lexi Sun (Player)	3/22
2019	Kenzie Knuckles (Freshman)	9/3
	Madi Kubik (Player)	10/21
	Madi Kubik (Freshman)	10/21
	Kenzie Knuckles (Co-Defensive)	11/4
	Madi Kubik (Freshman)	11/18
2018	Mikaela Foecke (Co-Player)	9/10
	Callie Schwarzenbach (Defensive)	9/17
	Mikaela Foecke (Co-Player)	9/24
	Nicklin Hames (Co-Freshman)	9/24
	Lauren Stivins (Co-Player)	10/1
	Lauren Stivins (Defensive)	11/5
	Mikaela Foecke (Player)	11/12
	Nicklin Hames (Freshman)	11/12
	Mikaela Foecke (Co-Player)	11/26
	Lauren Stivins (Co-Defensive)	11/26
2017	Briana Holman (Defensive)	9/5
	Kelly Hunter (Setter)	9/11
	Annika Albrecht (Player)	9/25
	Kelly Hunter (Setter)	9/25
	Mikaela Foecke (Player)	10/30
2016	Kelly Hunter (Co-Setter)	8/29
	Kelly Hunter (Setter)	9/26
	Amber Rolfzen (Defensive)	10/10
	Kadie Rolfzen (Player)	10/17
	Amber Rolfzen (Player)	10/24
	Kelly Hunter (Setter)	10/24
	Justine Wong-Orantes (Defensive)	10/24
	Amber Rolfzen (Co-Defensive)	11/7
	Kelly Hunter (Setter)	11/7

2015	Kelly Hunter (Setter)	8/31
	Mikaela Foecke (Freshman)	9/14
	Kadie Rolfzen (Defensive)	9/21
	Mikaela Foecke (Freshman)	9/21
	Justine Wong-Orantes (Defensive)	10/5
	Amber Rolfzen (Defensive)	10/12
	Justine Wong-Orantes (Defensive)	10/19
	Kadie Rolfzen (Player)	11/2
	Amber Rolfzen (Defensive)	11/2
	Kelly Hunter (Setter)	11/23
	Amber Rolfzen (Defensive)	11/30
2014	Mary Pollmiller (Setter)	11/3
	Kelsey Fien (Player)	11/10
	Meghan Haggerty (Defensive)	11/10
	Amber Rolfzen (Player)	11/24
	Cecilia Hall (Defensive)	11/24
2013	Amber Rolfzen (Freshman)	9/16
	Mary Pollmiller (Setter)	9/30
	Kelsey Robinson (Player)	10/7
	Meghan Haggerty (Defensive)	10/7
	Amber Rolfzen (Freshman)	10/7
	Mary Pollmiller (Setter)	10/28
	Kadie Rolfzen (Freshman)	10/28
	Kelsey Robinson (Player)	11/4
	Cecilia Hall (Defensive)	11/4
	Kadie Rolfzen (Freshman)	11/4
	Kelsey Robinson (Player)	11/11
	Mary Pollmiller (Setter)	11/11
	Kelsey Robinson (Player)	11/18
	Mary Pollmiller (Setter)	11/18
2012	Lauren Cook (Offensive, Setter)	8/27
	Meghan Haggerty (Freshman)	9/4
	Meghan Haggerty (Freshman)	9/10
	Lauren Cook (Setter)	10/8
	Meghan Haggerty (Freshman)	10/29
	Hayley Thrasher (Defensive)	11/12
2011	Gina Mancuso (Offensive)	9/26
	Hannah Werth (Offensive)	10/17
	Hannah Werth (Offensive)	11/21
Big 12		
2010	Lindsey Licht (Offensive)	8/28
	Kayla Banwarth (Defensive)	9/13
	Brooke Delano (Offensive)	9/13
	Brooke Delano (Defensive)	9/27
2009	Hannah Werth (Rookie)	9/8
	Hannah Werth (Rookie)	9/28
	Hannah Werth (Rookie)	10/12
	Kayla Banwarth (Defensive)	10/19
	Hannah Werth (Rookie)	10/19
	Sydney Anderson (Offensive)	11/9
	Hannah Werth (Rookie)	11/9
	Kayla Banwarth (Defensive)	11/23
	Hannah Werth (Rookie)	11/30
2008	Sydney Anderson (Rookie)	9/2
	Sydney Anderson (Rookie)	9/8
	Jordan Larson (Offensive)	9/22
	Sydney Anderson (Rookie)	9/22
	Jordan Larson (Offensive)	10/27
	Amanda Gates (Defensive)	10/27
	Sydney Anderson (Rookie)	10/27
	Sydney Anderson (Rookie)	11/17
2007	Sarah Pavan (Offensive)	8/27
	Christina Houghttelling (Defensive)	8/27
	Jordan Larson (Defensive)	10/22
	Sarah Pavan (Offensive)	11/5
	Tracy Stalls (Offensive)	11/19
	Tracy Stalls (Offensive)	11/26
2006	Sarah Pavan	9/11
	Jordan Larson	10/9
	Rachel Holloway	10/16
	Sarah Pavan	10/20
2005	Christina Houghttelling	8/29

	Melissa Elmer	10/10
	Jordan Larson	10/17
	Sarah Pavan	11/14
2004	Sarah Pavan	9/27
	Jennifer Saleaumua	10/25
	Sarah Pavan	11/29
2003	Melissa Elmer	10/13
2002	Greichaly Cepero	12/2
	Amber Holmquist	11/25
	Laura Pilakowski	10/21
2001	Nancy Metcalf (Meendering)	9/1
	Amber Holmquist	9/10
	Nancy Metcalf (Meendering)	10/1
	Greichaly Cepero	10/29
2000	Greichaly Cepero	10/1
	Greichaly Cepero	11/3
	Amber Holmquist	10/23
	Amber Holmquist	11/16
	Laura Pilakowski	9/4
1999	Nancy Metcalf (Meendering)	9/6
1998	Fiona Nepo	9/14
	Fiona Nepo	10/19
	Nancy Metcalf (Meendering)	11/20
1997	Lisa Reitsma	10/8
1996	Lisa Reitsma	10/13
	Lisa Reitsma	10/20
	Megan Korver	11/24
	Lisa Reitsma	12/1
Big Eight		
1995	Lisa Reitsma	9/12
	Lisa Reitsma	10/10
	Allison Weston	10/25
	Allison Weston	10/31
	Lisa Reitsma	11/7
	Lisa Reitsma	11/14
1994	Kelly Aspegren	9/5
	Jen McFadden	9/17
	Allison Weston	10/24
	Allison Weston	10/31
	Billie Winsett	11/21
1993	Nikki Stricker	9/13
	Allison Weston	9/20
	Nikki Stricker	11/2
	Allison Weston	11/22
1992	Stephanie Thater	9/21
	Stephanie Thater	9/28
	Eileen Shannon	11/10
1991	Stephanie Thater	9/1
	Stephanie Thater	9/15
	Eileen Shannon	10/6
	Janet Kruse	10/27
	Nikki Stricker	11/3
	Nikki Stricker	11/17
1990	Val Novak	9/10
	Val Novak	9/17
	Cris Hall	10/1
	Janet Kruse	11/5
	Stephanie Thater	11/12
	Janet Kruse	11/19
1989	Val Novak	9/12
	Janet Kruse	11/26
	Virginia Stahr	10/10
	Janet Kruse	10/17
	Eileen Shannon	10/31
	Virginia Stahr	11/6
	Carla Baker	11/13
1988	Lori Endicott	9/6
	Virginia Stahr	9/27
	Val Novak	10/11
	Virginia Stahr	10/18
	Linda Barsness	11/8
	Carla Baker	11/15

HONORS AND AWARDS

	Lori Endicott	11/22
1987	Kathi DeBoer	9/9
	Lori Endicott	9/29
	Virginia Stahr	10/6
	Carla Baker	10/13
	Virginia Stahr	10/27
1986	Tisha Delaney	9/16
	Karen Dahlgren	9/23
	Enid Schonewise	9/30
	Karen Dahlgren	10/14
	Virginia Stahr	10/28
1985	Annie Adamczak	9/9
	Annie Adamczak	9/17
	Karen Dahlgren	9/1
	Karen Dahlgren	10/22
	Kathi DeBoer	11/12

Big Ten Sportsmanship Award

2022	Anni Evans
2021	Kayla Caffey
2020	Hayley Densberger
2019	Anezka Szabo
2018	Brooke Smith
2017	Sydney Townsend
2016	Brooke Smith
2015	Sydney Townsend
2014	Mary Pollmiller
2013	Morgan Broekhuis
2012	Allison McNeal
2011	Brigitte Root

Big Ten Distinguished Scholar

2020	Hayley Densberger
2018	Hayley Densberger
	Mikaela Foecke
	Brooke Smith
2017	Annika Albrecht
	Allie Havers
	Sydney Townsend
2016	Sydney Townsend
2015	Kadie Rolfzen
	Sydney Townsend
2014	Cecilia Hall
2013	Cecilia Hall
2012	Morgan Broekhuis
	Allison McNeal
	Hayley Thrasher
2011	Morgan Broekhuis
	Brigitte Root
	Hayley Thrasher
	Jordan Wilberger

Academic All-Conference**Big Ten**

2022	Ally Batenhorst
	Anni Evans
	Nicklin Hames
	Kaitlyn Hord
	Kenzie Knuckles
	Lindsay Krause
	Madi Kubik
	Whitney Lauenstein
	Kennedi Orr
	Lexi Rodriguez
2021	Keonilei Akana
	Kayla Caffey
	Anni Evans
	Nicklin Hames
	Kenzie Knuckles
	Madi Kubik
	Kalynn Meyer
	Callie Schwarzenbach

2020	Lexi Sun
	Hayley Densberger
	Nicole Drewnick
	Emma Gabel
	Nicklin Hames
	Kenzie Knuckles
	Madi Kubik
	Callie Schwarzenbach
	Lexi Sun
	Jazz Sweet
	Riley Zuhn
2019	Chen Abramovich
	Hayley Densberger
	Nicklin Hames
	Megan Miller
	Callie Schwarzenbach
	Lexi Sun
	Jazz Sweet
	Anezka Szabo
2018	Hayley Densberger
	Mikaela Foecke
	Sami Slaughter
	Brooke Smith
	Jazz Sweet
	Anezka Szabo
2017	Annika Albrecht
	Mikaela Foecke
	Allie Havers
	Briana Holman
	Kelly Hunter
	Kenzie Maloney
	Sydney Townsend
2016	Annika Albrecht
	Olivia Boender
	Mikaela Foecke
	Briana Holman
	Kelly Hunter
	Amber Rolfzen
	Kadie Rolfzen
	Brooke Smith
	Sydney Townsend
	Justine Wong-Orantes
2015	Annika Albrecht
	Olivia Boender
	Cecilia Hall
	Kelly Hunter
	Amber Rolfzen
	Kadie Rolfzen
	Sydney Townsend
	Justine Wong-Orantes
2014	Cecilia Hall
	Alexa Ethridge
	Kelly Hunter
	Melanie Keil
	Kira Larson
	Mary Pollmiller
	Amber Rolfzen
	Kadie Rolfzen
	Justine Wong-Orantes
2013	Morgan Broekhuis
	Meghan Haggerty
	Cecilia Hall
	Hayley Thrasher
	Sheridan Zarda
2012	Morgan Broekhuis
	Lauren Cook
	Cecilia Hall
	Allison McNeal
	Hayley Thrasher
	Hannah Werth
2011	Morgan Broekhuis
	Lauren Cook

	Gina Mancuso	
	Brigitte Root	
	Hayley Thrasher	
	Jordan Wilberger	
Big 12		
2010	Lindsey Licht	first team
	Gina Mancuso	first team
	Allison McNeal	first team
	Jordan Wilberger	first team
	Kayla Banwarth	second team
2009	Kori Cooper	first team
	Jordan Wilberger	first team
	Kayla Banwarth	second team
2008	Kori Cooper	first team
	Amanda Gates	first team
	Jordan Larson	first team
	Rachel Schwartz	first team
2007	Kori Cooper	first team
	Maggie Griffin	first team
	Christina Houghtelling	first team
	Jordan Larson	first team
	Sarah Pavan	first team
	Rachel Schwartz	first team
2006	Tracy Stalls	first team
	Dani Busboom	first team
	Amanda Gates	first team
	Maggie Griffin	first team
	Jordan Larson	first team
	Dani Mancuso	first team
	Sarah Pavan	first team
	Rachel Schwartz	first team
	Tracy Stalls	first team
2005	Dani Busboom	first team
	Christina Houghtelling	first team
	Dani Mancuso	first team
	Sarah Pavan	first team
	Tracy Stalls	first team
	Melissa Elmer	second team
2004	Dani Busboom	first team
	Melissa Elmer	second team
	Kelsey Fautsch	first team
	Christina Houghtelling	first team
	Michelle Lynch	first team
	Amanda McCormick	first team
	Dani Mancuso	first team
2003	Jenae Dowling	first team
	Kelsey Fautsch	first team
	Michelle Lynch	first team
	Anna Schrad	first team
	Sara Westling	first team
2002	Greichaly Cepero	first team
	Jenae Dowling	first team
	Amber Holmquist	first team
	Laura Pilakowski	first team
	Anna Schrad	first team
	Sara Westling	first team
	Lindsay Wischmeier	first team
2001	Greichaly Cepero	first team
	Jenae Dowling	first team
	Jenny Kropp	first team
	Amber Holmquist	first team
	Nancy Metcalf (Meendering)	first team
	Laura Pilakowski	first team
	Anna Schrad	first team
	Sara Westling	second team
	Lindsay Wischmeier	first team
2000	Greichaly Cepero	first team
	Amber Holmquist	first team
	Jenny Kropp	second team
	Angie Oxley	first team
	Jill McWilliams	first team
	Laura Pilakowski	first team

HONORS AND AWARDS

	Lindsay Wischmeier	first team	Becky Bolli	honor roll
1999	Kim Crandall	first team	Cris Hall	honor roll
	Nikki Henk	first team	1988 Virginia Stahr	first team
	Katie Jahnke	first team	Lori Endicott	first team
	Jill McWilliams	first team	Carla Baker	first team
	Nancy Metcalf (Meendering)	first team	Linda Barsness	honor roll
	Mandy Monson	first team	Angie Millikin	honor roll
	Angie Oxley	first team	1987 Virginia Stahr	first team
	Tonia Tauke	first team	Carla Baker	first team
1998	Katie Jahnke	first team	Kathi DeBoer	first team
	Megan Korver	first team	Lori Endicott	honor roll
	Denise Koziol	first team	1986 Virginia Stahr	first team
	Nancy Metcalf (Meendering)	first team	Karen Dahlgren	first team
	Mandy Monson	first team	Kathi DeBoer	first team
	Fiona Nepo	first team	Enid Schonewise	honor roll
	Angie Oxley	first team	1985 Karen Dahlgren	first team
	Tonia Tauke	first team	Annie Adamczak	first team
	Jaime Krondak	honorable mention	Michelle Smith	first team
1997	Katie Jahnke	first team	Kathi DeBoer	honor roll
	Megan Korver	first team	1984 Karen Dahlgren	first team
	Denise Koziol	first team	Cathy Noth	first team
	Mandy Monson	first team	Mary Buysse	honor roll
	Renee Saunders	first team	Michelle Smith	honor roll
	Tonia Tauke	first team	Annie Adamczak	honor roll
	Fiona Nepo	honorable mention	1983 Karen Dahlgren	first team
	Lisa Reitsma	honorable mention	Mary Buysse	honor roll
1996	Lisa Avery	first team		
	Stacie Maser	first team		
	Maria Hedbeck	first team		
	Lisa Reitsma	honorable mention		
Big Eight				
1995	Christy Johnson	first team		
	Stacie Maser	first team		
	Lisa Reitsma	first team		
	Allison Weston	first team		
	Billie Winsett	first team		
	Maria Hedbeck	honor roll		
	Kim Legg	honor roll		
	Jen McFadden	honor roll		
1994	Kelly Aspegren	first team		
	Christy Johnson	first team		
	Jen McFadden	first team		
	Allison Weston	first team		
	Billie Winsett	first team		
	Stephanie Clerc	honor roll		
	Maria Hedbeck	honor roll		
	Peggy Meyer	honor roll		
1993	Nikki Stricker	first team		
	Kelly Aspegren	first team		
	Billie Winsett	first team		
	Allison Weston	first team		
	Peggy Meyer	honor roll		
	Kim Tonniges	honor roll		
1992	Laura Luther	first team		
	Christy Johnson	first team		
	Nikki Stricker	first team		
	Kim Tonniges	first team		
	Debbie Brand	honor roll		
	Peggy Meyer	honor roll		
	Tami Thompson	honor roll		
1991	Janet Kruse	first team		
	Cris Hall	first team		
	Nikki Stricker	first team		
	Laura Luther	honor roll		
1990	Janet Kruse	first team		
	Linda Barsness	first team		
	Cris Hall	first team		
	Becky Bolli	first team		
	Debbie Brand	honor roll		
1989	Janet Kruse	first team		
	Virginia Stahr	first team		
	Carla Baker	first team		

LETTERWINNERS (ALPHABETICAL)

A

Abramovich, Chen 2018
 Adamczak, Annie 1982-83-84-85
 Aegerter, Kim 1978
 Akana, Keonilei 2020-21
 Albrecht, Annika 2014-15-16-17
 Allick, Bekka 2022
 Anderson, Sydney 2008-09-10
 Aspegren, Kelly 1991-92-93-94
 Atherton, Hunter 2017
 Avery, Lisa 1996
 Axberg, Lucy 1976-77-78-79

B

Baker, Carla 1986-87-88-89
 Banwarth, Kayla 2007-08-09-10
 Barsness, Linda 1987-88-89-90
 Bartak, Marcia 1975
 Bartek, Brooke 2006
 Batenhorst, Ally 2021-22
 Baumstark, Rachel 2002
 Behrends, Kim 1997-98-99-00
 Bloom, Connie 1977
 Boender, Olivia 2015-16
 Boesiger, Maisie 2022
 Bohn, Teresa 1981-82-83
 Bolli, Becky 1987-88-89-90
 Bornemeier, Janet 1977
 Brand, Debbie 1989-90-91-92
 Briton, Brenda 1979
 Broekhuis, Morgan 2010-11-12-13
 Brown, Linda 1975
 Busboom, Dani 2003-04-05-06
 Buysse, Mary 1981-82-83-84

C

Caffey, Kayla 2020-21
 Carey, Monica 1988
 Cepero, Greichaly 1999-00-01-02
 Clerc, Stephanie 1993-94
 Colvert, Barb 1976
 Cook, Jackie 1986-87
 Cook, Lauren 2010-11-12
 Cooper, Kori 2006-07-08-09
 Crandall, Kim 1996-97-98-99
 Crnich, Kate 1993-94-95-96

D

Dahlgren, Karen 1983-84-85-86
 Davidson, Mary 1976
 Davis, Capri 2018-19
 Davis, Pam 1976
 Davis, Michelle 1986
 Dean, Erin 1980-81-82-83
 DeBoer, Kathi 1984-85-86-87
 DeBolt, DeLisa 1986-87
 Delaney, Tisha 1985-86
 Delano, Brooke 2008-09-10-11
 Densberger, Hayley 2017-18-19-20
 Dowling, Jenae 2000-01-02-03
 Drewnick, Nicole 2019
 Dykstra, Lara 2011-12

E

Edeal, Dee 1975
 Egbert (Pell), Gwen 1981-82
 Elmer, Melissa 2002-03-04-05
 Endicott, Lori 1985-86-87-88
 Errthum, Rachel 1991-92
 Ethridge, Alexa 2013-14
 Evans, Anni 2020-21-22
 Everette, Priscilla 1977

F

Fien, Kelsey 2012-13-14-15
 Fautsch, Kelsey 2003-04
 Foecke, Mikaela 2015-16-17-18

G

Gabel, Emma 2020
 Gates, Amanda 2005-06-07-08
 Goff, Jenny 1984
 Govier, Reba 1977-78-79-80
 Grant, Nancy 1976-77-78-79
 Gray, Angela 1980
 Griffin, Maggie 2005-06-07

H

Haberman, Ann 1976-77-78-79
 Haggerty, Meghan 2012-13-14-15
 Hall, Cecilia 2012-13-14-15
 Hall, Cris 1988-89-90-91
 Hames, Nicklin 2018-19-20-21-22
 Hamilton, Nancy 1975-76
 Hansen, Sue 1986
 Harmon, Laury 1975
 Havers, Allie 2017
 Hedbeck, Maria 1993-94-95-96
 Henk, Nikki 1997-98-99
 Hermann, Julie 1981-82-83-84
 Hermes, Kim 1977-78
 Hesch, Sara 1987-88-89-90
 Hesch, Sue 1987-88
 Heiser, Sue 1975-76-77
 Holder, Christie 1978-79
 Holloway, Rachel 2006-07
 Holman, Briana 2016-17
 Holmquist, Amber 1999-00-01-02
 Hord, Kaitlyn 2022
 Houghtelling, Christina 2003-04-05-07
 Hubl, Paige 2009-10-11-12
 Hunter, Kelly 2013-15-16-17
 Hurley, Laura 1984-85

J

Jahnke, Katie 1997-98-99
 James, Kaitlynn 2009
 Johnson, Christy 1991-92-94-95

K

Kanouse, Terri 1978-79-80-81
 Keil, Melanie 2013-14
 Kilham, Joni 1977
 Kinnan, Kim 1990
 Knuckles, Kenzie 2019-20-21-22
 Koontz, Pam 1975-76
 Korver, Megan 1996-97-98
 Koziol, Denise 1997-98
 Kramer, Sharon 1982-83-84-85
 Krause, Lindsay 2021-22
 Krejci, Pam 1999-00-01
 Krondak, Jaime 1995-96-97-98
 Kropp, Jenny 1998-99-00-01
 Kruger, Janice 1975-76
 Kruse, Janet 1988-89-90-91
 Kubik, Hayden 2022
 Kubik, Madi 2019-20-21-22
 Kuehner, Kenda 1985
 Kurkova, Mari 2018

L

Larson, Jordan 2005-06-07-08
 Larson, Kira 2014
 Lauenstein, Whitney 2021-22
 Learch, Joan 1979
 Legg, Kim 1994-95

Licht, Lindsey 2007-08-09-10
 Lichty, Marla 1978-79-80
 Lind, Sue 1981
 Lindhurst, Janet 1975-76
 Loseke, Lynae 1982-83
 Luedtke, Sue 1975-76-77-78
 Luther, Laura 1990-91-92-93
 Lyles, Brenna 2013
 Lynch, Michelle 2002-03-04

M

Malloy, Andie 2016
 Maloney, Kenzie 2015-16-17-18
 McClellan, Chesney 2017
 McCormick, Amanda 2003-04
 McFadden, Jen 1993-94-95
 McNeal, Allison 2009-10-12
 McWilliams, Jill 1997-98-99-00
 Makovicha, Theresa 1978-79
 Mancuso, Dani 2003-04-05-06
 Mancuso, Gina 2009-10-11-12
 Marshall, Deb 1977
 Martens, Mindy 1977-78-79-80
 Maser, Stacie 1995-96
 Melcher, Darla 1984
 Melcher, Lori 1977-78-79-80
 Mendelson, Maggie 2022
 Metcalf (Meendering), Nancy 1997-98-99-01
 Meyer, Kalynn 2020-21
 Meyer, Peggy 1991-92-93-94
 Miles, Krys 1978-79
 Miller, Megan 2018-19
 Millikin, Angie 1985-86-87-88
 Monson, Mandy 1996-97-98-99
 Mueller, Debra 1980
 Mueller, Tara 2007-08-09-10

N

Nepo, Fiona 1995-96-97-98
 Newman, Diane 1982
 Noth, Cathy 1981-82-83-84
 Novak, Val 1987-88-89-90

O

Obermeier, Sondra 1976
 Obermiller, Jarilyn 1987-88
 Oltman, Diane 1975
 Orr, Kennedy 2021-22
 Orvis, Brenda 1976
 Ostrander, Alicia 2012-13-14-15
 Oxley, Angie 1997-98-99-00

P

Parks, Sara 2001
 Pavan, Sarah 2004-05-06-07
 Pendergast, Megan 2009-10
 Pettine, Shandi 1978-79-80-81
 Pilakowski, Laura 1999-00-01-02
 Pohlmeier, Bonnie 1979
 Pollmiller, Mary 2013-14
 Possehl, Kari 1989-90
 Pratt, Judy 1976

R

Ramsey, Sallye 1980-81-82-83
 Rebholz, Ally 2001-02-03-04
 Reeves, Tiani 2016
 Reitsma, Lisa 1994-95-96-97
 Richardson, Ann 1975
 Richters, Kare 1981-82
 Rikli, Barb 1978
 Robinson, Kelsey 2013
 Rodriguez, Lexi 2021-22

Rolfzen, Amber 2013-14-15-16
 Rolfzen, Kadie 2013-14-15-16
 Root, Brigitte 2008-09-10-11
 Roswold, Sue 1975
 Rupert, Marsha 1975-76
 Rupprecht, Deb 1978-79

S

Saleaumua, Jennifer 2002-03-04-05
 Saunders, Renee 1995-96-97
 Schadeegg, Laurie 1979-80-81
 Schonewise, Enid 1983-84-85-86
 Schrad, Anna 2000-01-02-03
 Schroeder, Emily 2004
 Schwartz, Rachel 2005-06-07-08
 Schwarzenbach, Callie 2018-19-20-21
 Shannon, Eileen 1989-90-91-92
 Simpson, Taylor 2011
 Sibbersen, Amy 2001
 Siefkes, Tina 1984
 Slaughter, Sami 2017-18
 Smith, Brooke 2015-16-18
 Smith, Meghan 2004-05
 Smith, Michelle 1982-83-84-85
 Stahr, Virginia 1986-87-88-89
 Stalls, Tracy 2004-05-06-07
 Stivrins, Lauren 2017-18-19-20-21
 Strange, Alexa 2012
 Stratbucker, Michelle 1985
 Stricker, Nikki 1990-91-92-93
 Sun, Lexi 2018-19-20-21
 Swanson, Rebecca 1983
 Sweet, Jazz 2017-18-19-20
 Szabo, Anezka 2017-19

T

Tauke, Tonia 1996-97-98-99
 Thater, Stephanie 1989-90-91-92
 Thompson, Deb 1980-81-82-83
 Thompson, Tami 1991-92
 Thramer, Hayley 2011-12
 Toft, Susan 1977
 Tonniges, Kim 1991-92-93
 Townsend, Sydney 2014-15-16-17

V

Vermuelen, Valerie 1989-90

W

Walberg, Paula 1975
 Walter, Jessica 1990-91
 Werth, Hannah 2009-10-11-12
 Westling, Sara 2001-02-03
 Weston, Nancy 1976-77
 Weston, Allison 1992-93-94-95
 Wilberger, Jordan 2008-09-10-11
 Wilkinson, Nancy 1975-76-77
 Wilson, Kathy 1977
 Winkelmann, Shelby 2011
 Winsett, Billie 1992-93-94-95
 Wischmeier, Lindsay 1999-00-01-02
 Wong-Orantes, Justine 2013-14-15-16

Y

Yanz, Jessica 2009
 Young, Barb 1985-86-87

Z

Zarda, Sheridan 2012
 Zimmerman, Lori 1978-79-80-81
 Zink, Jan 1975
 Zuhn, Riley 2019-20

LETTERWINNERS (BY STATE)

Arizona

Mueller, Tara 2007-08-09-10
Stivrins, Lauren 2017-18-19-20-21

California

Cook, Jackie 1986-87
Fien, Kelsey 2012-13-14-15
Dykstra, Lara 2011-12
Saleaumua, Jennifer 2002-03-04-05
Strange, Alexa 2012
Sun, Lexi 2018-19-20-21
Wong-Orantes, Justine 2013-14-15-16

Colorado

Broekhuis, Morgan 2010-11-12-13
Goff, Jenny 1984
Licht, Lindsey 2007-08-09-10
Legg, Kim 1994-95
Pettine, Shandi 1978-79-80-81
Pollmiller, Mary 2013-14
Simpson, Taylor 2011
Stalls, Tracy 2004-05-06-07
Zuhn, Riley 2019-20

Hawaii

Akana, Keonilei 2020-21
Nepo, Fiona 1995-96-97-98

Idaho

Hurley, Laura 1984-85

Illinois

Albrecht, Annika 2014-15-16-17
Caffey, Kayla 2020-21
Crnich, Kate 1993-94-95-96
Griffin, Maggie 2005-06-07
Haggerty, Meghan 2012-13-14-15
Lynch, Michelle 2002-03-04
Novak, Val 1987-88-89-90
Robinson, Kelsey 2013
Rodriguez, Lexi 2021-22
Shannon, Eileen 1989-90-91-92
Werth, Hannah 2009-10-11-12

Indiana

Dowling, Jenae 2000-01-02-03
Elmer, Melissa 2002-03-04-05
Kanouse, Terri 1978-79-80-81
Knuckles, Kenzie 2019-20-21-22
McCormick, Amanda 2003
Miller, Megan 2018-19
Rebholz, Ally 2001-02-03-04
Winsett, Billie 1992-93-94-95

Iowa

Banwarth, Kayla 2007-08-09-10
DeBolt, DeLisa 1986-87
Ernthum, Rachel 1991-92
Foecke, Mikaela 2015-16-17-18
Kramer, Sharon 1982-83-84-85
Kubik, Hayden 2022
Kubik, Madi 2019-20-21-22
McFadden, Jen 1993-94-95
McWilliams, Jill 1997-98-99-00
Metcalf (Meendering), Nancy 1997-98-99-01
Noth, Cathy 1981-82-83-84
Reitsma, Lisa 1994-95-96-97
Tauke, Tonia 1996-97-98-99

Kansas

Avery, Lisa 1996
Hall, Cris 1988-89-90-91
Sweet, Jazz 2017-18-19-20
Zarda, Sheridan 2012

Kentucky

Hord, Kaitlyn 2022
James, Kaitlynn 2009
Maloney, Kenzie 2015-16-17-18

Michigan

Havers, Allie 2017

Minnesota

Adamczak, Annie 1982-83-84-85
Baker, Carla 1986-87-88-89
Barsness, Linda 1987-88-89-90
Bloom, Connie 1977
Buysse, Mary 1981-82-83-84
Fautsch, Kelsey 2003-04
Meyer, Peggy 1991-92-93-94
Orr, Kennedy 2021-22
Thompson, Deb 1980-81-82-83

Missouri

Baumstark, Rachel 2002
Dean, Erin 1980-81-82-83
Delaney, Tisha 1985-86
Endicott, Lori 1985-86-87-88
Ethridge, Alexa 2013-14
Schwarzenbach, Callie 2018-19-20-21
Thater, Stephanie 1989-90-91-92
Toft, Susan 1977
Winkelman, Shelby 2011

Nebraska

Aegerter, Kim 1978
Allick, Bekka 2022
Aspegren, Kelly 1991-92-93-94
Axberg, Lucy 1976-77-78-79
Bartek, Brooke 2006
Behrends, Kim 1997-98-99-00
Boender, Olivia 2015-16
Boesiger, Maisie 2022
Bohn, Teresa 1981-82-83
Bolli, Becky 1987-88-89-90
Bornemeier, Janet 1977
Busboom, Dani 2003-04-05-06
Carey, Monica 1988
Clerc, Stephanie 1993-94
Cook, Lauren 2010-11-12
Crandall, Kim 1996-97-98-99
Dahlgren, Karen 1983-84-85-86
DeBoer, Kathi 1984-85-86-87
Delano, Brooke 2008-09-10-11
Densberger, Hayley 2017-18-19-20
Egbert (Pell), Gwen 1981-82
Evans, Anni 2020-21-22
Gabel, Emma 2020
Gates, Amanda 2005-06-07-08
Govier, Reba 1977-78-79-80
Grant, Nancy 1976-77-78-79
Gray, Angela 1980
Haberman, Ann 1976-77-78-79
Heiser, Sue 1975-76-77
Henk, Nikki 1997-98-99
Hermann, Julie 1981-82-83-84
Hermes, Kim 1977-78
Houghttelling, Christina 2003-04-05-07
Hubl, Paige 2009-10-11

Hunter, Kelly 2013-15-16-17
Kilham, Joni 1977
Kinnan, Kim 1990
Korver, Megan 1996-97-98
Koziol, Denise 1997-98
Krause, Lindsay 2021-22
Krejci, Pam 1999-00-01
Kronak, Jaime 1995-96-97-98
Kropp, Jenny 1998-99-00-01
Kruger, Janice 1975-76
Kruse, Janet 1988-89-90-91
Kuehner, Kenda 1985
Larson, Jordan 2005-06-07-08
Lauenstein, Whitney 2021-22
Lichty, Marla 1978-79-80
Lind, Sue 1981
Loseke, Lynae 1982-83
Luedtke, Sue 1975-76-77-78
Luther, Laura 1990-91-92-93
Makovicha, Theresa 1978-79
Mancuso, Dani 2003-04-05-06
Mancuso, Gina 2009-10-11-12
Marshall, Deb 1977
Martens, Mindy 1977-78-79-80
Maser, Stacie 1995-96
Melcher, Darla 1984
Melcher, Lori 1977-78-79-80
Meyer, Kalynn 2020-21
Miles, Krys 1978-79
Millikin, Angie 1985-86-87-88
Monson, Mandy 1996-97-98-99
Mueller, Debra 1980
Obermiller, Jarilyn 1987-88
Ostrander, Alicia 2012-13-14-15
Oxley, Angie 1997-98-99-00
Parks, Sara 2001
Pilakowski, Laura 1999-00-01-02
Ramsey, Sallye 1980-81-82-83
Reeves, Tiani 2016
Richters, Kare 1981-82
Rikli, Barb 1978
Rolfzen, Amber 2013-14-15-16
Rolfzen, Kadie 2013-14-15-16
Root, Brigitte 2008-09-10-11
Rupprecht, Deb 1978-79
Saunders, Renee 1995-96-97
Schadegg, Laurie 1979-80-81
Schonewise, Enid 1983-84-85-86
Schrad, Anna 2000-01-02-03
Schroeder, Emily 2004
Schwartz, Rachel 2005-06-07-08
Sibbersen, Amy 2001
Siefkes, Tina 1984
Smith, Meghan 2004-05
Stahr, Virginia 1986-87-88-89
Stratbucker, Michelle 1985
Stricker, Nikki 1990-91-92-93
Thompson, Tami 1991-92
Thrumer, Hayley 2011-12
Tonniges, Kim 1991-92-93
Townsend, Sydney 2014-15-16-17
Walter, Jessica 1990-91
Westling, Sara 2001-02-03
Weston, Allison 1992-93-94-95
Weston, Nancy 1976-77
Wilberger, Jordan 2008-09-10-11
Wilkinson, Nancy 1975-76-77
Wilson, Kathy 1977
Wischmeier, Lindsay 1999-00-01-02
Young, Barb 1985-86-87
Zimmerman, Lori 1978-79-80-81

New York

Vermuelen, Valerie 1989-90

North Carolina

Everette, Priscilla 1977

North Dakota

Hesch, Sara 1987-88-89-90
Hesch, Sue 1987-88
Larson, Kira 2014

Ohio

Atherton, Hunter 2017
Newman, Diane 1982
Smith, Michelle 1982-83-84-85

South Dakota

Slaughter, Sami 2017-18
Szabo, Anezka 2017-19

Tennessee

Hames, Nicklin 2018-19-20-21-22
Holloway, Rachel 2006-07
McClellan, Chesney 2017

Texas

Batenhorst, Ally 2021-22
Cooper, Kori 2006-07-08-09
Davis, Capri 2018-19
Drewnick, Nicole 2019
Holman, Briana 2016-17
Holmquist, Amber 1999-00-01-02
Lyles, Brenna 2013
Malloy, Andie 2016
McNeal, Allison 2009-10-12
Pendergast, Megan 2009-10
Smith, Brooke 2015-16-18

Utah

Anderson, Sydney 2008-09-10
Mendelson, Magie 2022

Washington, D.C.

Gray, Angela 1980

Wisconsin

Jahnke, Katie 1997-98-99

Australia

Brand, Debbie 1989-90-91-92

Canada

Pavan, Sarah 2004-05-06-07

Czech Republic

Kurkova, Mari 2018

Germany

Keil, Melanie 2013-14

Israel

Abramovich, Chen 2018

Puerto Rico

Cepero, Greichaly 1999-00-01-02

Sweden

Hall, Cecilia 2012-13-14-15
Hedbeck, Maria 1993-94-95-96

KILLS RECORDS

Single-Match Kills (All-Time)

Individual - 3 sets

30 Lisa Reitsma vs. Oklahoma 11/1/97

Individual - 4 sets

37 Allison Weston vs. Colorado 11/26/94

Individual - 5 sets

39 Nancy Metcalf (Meendering) vs. Kansas State 9/22/99

Team - 3 sets

76 vs. Oklahoma 11/1/97

Team - 4 sets

101 vs. Texas 12/16/95

Team - 5 sets

116 vs. Texas 11/5/88

Single-Match Kills (Rally Scoring)

Individual - 3 sets

24 Sarah Pavan vs. Long Beach State 9/3/06

Individual - 4 sets

25 Nancy Metcalf (Meendering) at Long Beach State 9/1/01

Individual - 5 sets

35 Sarah Pavan vs. USC 12/11/04

Team - 3 sets

66 at Missouri 10/17/07

Team - 4 sets

77 at Kansas State 10/13/04

Team - 5 sets

86 vs. USC 12/11/04

Top Single-Match Kills (All-Time)

Individual

39 Nancy Metcalf (Meendering) vs. Kansas State (5) 9/22/99

38 Enid Schoneise vs. Arizona State (5) 9/27/86

37 Lisa Reitsma vs. Florida (5) 11/12/95

37 Allison Weston vs. Colorado (4) 11/26/94

35 Sarah Pavan vs. USC (5) 12/11/04

35 Allison Weston vs. Georgia (4) 9/17/93

34 Lisa Reitsma vs. Arkansas (4) 12/7/96

Team

116 vs. Texas (5) 11/5/88

111 vs. Illinois (5) 9/30/89

104 vs. Arizona State (5) 9/27/86

104 vs. Penn State (5) 12/12/86

104 vs. Houston (5) 9/9/89

104 vs. UCLA (5) 9/6/90

Top Single-Match Kills (Rally Scoring)

Individual

35 Sarah Pavan vs. USC (5) 12/11/04

31 Sarah Pavan at Kansas State (5) 11/3/07

29 Kelsey Robinson vs. Wisconsin (5) 10/5/13

27 Mikaela Foecke vs. Stanford (5) 12/15/18

26 Kelsey Robinson at Texas (5) 9/22/13

25 Nancy Metcalf (Meendering) at Long Beach State (4) 9/1/01

25 Nancy Metcalf (Meendering) vs. Florida (5) 12/8/01

25 Sarah Pavan vs. UCLA (4) 8/25/07

25 Gina Mancuso vs. Kansas State (5) 12/2/11

25 Kelsey Robinson at Northwestern (4) 9/27/13

25 Mikaela Foecke at Creighton (5) 9/6/18

25 Whitney Lauenstein at Creighton (5) 9/7/22

Team

86 vs. USC (5) 12/11/04

84 vs. Missouri (5) 10/31/07

81 at Minnesota (5) 9/5/05

80 vs. Michigan State (5) 12/7/07

80 vs. Missouri (5) 11/13/05

Single-Season Kills (All-Time)

Individual

1. 611 Lisa Reitsma 1996

2. 586 Sarah Pavan 2006

3. 580 Nancy Metcalf (Meendering) 1999

4. 561 Lisa Reitsma 1997

5. 530 Kelsey Robinson 2013

6. 529 Kathi DeBoer 1987

7. 518 Nancy Metcalf (Meendering) 1998

8. 514 Allison Weston 1994

514 Mikaela Foecke 2018

10. 500 Allison Weston 1993

Team

1. 2,031 1989

2. 2,019 1996

3. 2,001 2006

4. 1,986 2005

5. 1,966 1997

Single-Season Kills (Rally Scoring)

Individual

1. 586 Sarah Pavan 2006

2. 530 Kelsey Robinson 2013

3. 514 Mikaela Foecke 2018

4. 498 Sarah Pavan 2007

5. 481 Sarah Pavan 2004

6. 475 Jordan Larson 2006

7. 463 Jordan Larson 2008

8. 459 Nancy Metcalf (Meendering) 2001

9. 443 Sarah Pavan 2005

10. 441 Mikaela Foecke 2017

Team

1. 2,001 2006

2. 1,986 2005

3. 1,915 2003

4. 1,873 2015

5. 1,829 2007

Single-Season Kills Per Set (All-Time)

Individual

1. 5.10 Sarah Pavan 2006

2. 5.09 Nancy Metcalf (Meendering) 1999

3. 5.05 Lisa Reitsma 1996

4. 4.99 Allison Weston 1994

5. 4.84 Nancy Metcalf (Meendering) 1998

6. 4.83 Sarah Pavan 2007

7. 4.75 Lisa Reitsma 1997

8. 4.59 Allison Weston 1995

9. 4.58 Allison Weston 1993

4.58 Kathi DeBoer 1987

Team

1. 17.76 2007

2. 17.40 2006

3. 17.20 2004

4. 17.14 1994

5. 17.12 2005

Single-Season Kills Per Set (Rally Scoring)

Individual

1. 5.10 Sarah Pavan 2006

2. 4.83 Sarah Pavan 2007

3. 4.54 Sarah Pavan 2004

4. 4.45 Kelsey Robinson 2013

5. 4.29 Nancy Metcalf (Meendering) 2001

6. 4.13 Jordan Larson 2006

7. 3.92 Jordan Larson 2008

8. 3.86 Mikaela Foecke 2018

9. 3.82 Sarah Pavan 2005

10. 3.76 Laura Pilakowski 2002

Team

1. 17.76 2007

2. 17.40 2006

3. 17.20 2004

4. 17.12 2005

5. 16.96 2002

Career Kills (All-Time)

Individual

1. 2,008 Sarah Pavan 2004-07

2. 1,778 Allison Weston 1992-95

3. 1,684 Mikaela Foecke 2015-18

4. 1,633 Lisa Reitsma 1994-97

5. 1,603 Nancy Metcalf (Meendering) 1997-2001

6. 1,600 Jordan Larson 2005-08

7. 1,564 Kadie Rolfzen 2013-16

8. 1,521 Eileen Shannon 1989-92

9. 1,395 Virginia Stahr 1986-89

10. 1,372 Kathi DeBoer 1984-87

11. 1,286 Hannah Werth 2009-12

12. 1,269 Janet Kruse 1988-91

13. 1,264 Madi Kubik 2019-22

14. 1,259 Lauren Stivrins 2016-21

15. 1,251 Cris Hall 1988-91

16. 1,247 Jennifer Saleaumua 2002-05

17. 1,210 Melissa Elmer 2002-05

18. 1,183 Laura Pilakowski 1999-2002

19. 1,158 Stephanie Thater 1989-92

20. 1,150 Lexi Sun 2018-21

21. 1,122 Amber Holmquist 1999-2002

22. 1,121 Karen Dahlgren 1983-86

23. 1,059 Cathy Noth 1981-84

24. 1,051 Megan Korver 1996-98

Career Kills (Rally Scoring)

Individual

1. 2,008 Sarah Pavan 2004-07

2. 1,684 Mikaela Foecke 2015-18

3. 1,600 Jordan Larson 2005-08

4. 1,564 Kadie Rolfzen 2013-16

5. 1,286 Hannah Werth 2009-12

6. 1,264 Madi Kubik 2019-22

7. 1,259 Lauren Stivrins 2016-21

8. 1,247 Jennifer Saleaumua 2002-05

9. 1,210 Melissa Elmer 2002-05

10. 1,150 Lexi Sun 2018-21

Career Kills Per Set (All-Time)

Individual (minimum two seasons and 100 sets played)

1. 4.56 Sarah Pavan 2004-07

2. 4.35 Lisa Reitsma 1994-97

3. 4.32 Allison Weston 1992-95

4. 4.20 Nancy Metcalf (Meendering) 1997-2001

5. 3.74 Laura Pilakowski 1999-2002

6. 3.73 Kathi DeBoer 1984-87

7. 3.60 Jordan Larson 2005-08

8. 3.55 Eileen Shannon 1989-92

9. 3.38 Cris Hall 1988-91

10. 3.19 Lexi Sun 2018-21

Career Kills Per Set (Rally Scoring)

Individual (minimum two seasons and 100 sets played)

1. 4.56 Sarah Pavan 2004-07

2. 3.60 Jordan Larson 2005-08

3. 3.37 Mikaela Foecke 2015-18

4. 3.36 Kadie Rolfzen 2013-16

5. 3.19 Lexi Sun 2018-21

6. 3.07 Christina Houghtelling 2003-07

3.07 Madi Kubik 2019-22

8. 2.96 Hannah Werth 2009-12

9. 2.89 Jennifer Saleaumua 2002-05

10. 2.83 Tara Mueller 2007-10

ATTACKS / ATTACK PERCENTAGE RECORDS

Single-Match Attacks (All-Time)

Individual - 3 sets

73 Nancy Metcalf (Meendering) vs. Texas 11/27/99

Individual - 4 sets

80 Nancy Metcalf (Meendering) vs. Penn State 12/17/98

Individual - 5 sets

90 Sarah Pavan vs. USC 12/11/04

Team - 3 sets

184 vs. Colorado 10/9/96

Team - 4 sets

248 vs. Penn State 8/28/99

Team - 5 sets

277 vs. Penn State 12/12/86

Single-Match Attacks (Rally Scoring)

Individual - 3 sets

51 Madi Kubik vs. Maryland 11/12/21

Individual - 4 sets

63 Lexi Sun vs. Loyola Marymount 9/14/19

Individual - 5 sets

90 Sarah Pavan vs. USC 12/11/04

Team - 3 sets

157 vs. Baylor 10/6/04

Team - 4 sets

213 vs. UCLA 12/12/03

Team - 5 sets

275 vs. USC 12/11/04

Top Single-Match Attacks (All-Time)

Individual (since 1997)

90 Sarah Pavan vs. USC (5) 12/11/04

80 Nancy Metcalf (Meendering) vs. Penn State (4) 12/17/98

73 Nancy Metcalf (Meendering) vs. Texas (3) 11/27/99

71 Mikaela Foecke vs. Stanford (5) 12/15/18

66 Kelsey Robinson at Texas (5) 9/22/13

66 Madi Kubik vs. Minnesota (5) 10/30/21

66 Madi Kubik vs. Wisconsin (5) 12/18/21

Team

277 vs. Penn State 12/12/86

275 vs. USC 12/11/04

Top Single-Match Attacks (Rally Scoring)

Individual

90 Sarah Pavan vs. USC (5) 12/11/04

71 Mikaela Foecke vs. Stanford (5) 12/15/18

66 Kelsey Robinson at Texas (5) 9/22/13

66 Madi Kubik at Minnesota (5) 10/30/21

66 Madi Kubik vs. Wisconsin (5) 12/18/21

65 Tara Mueller at Washington (5) 12/13/08

64 Sarah Pavan at Kansas State (5) 11/3/07

Team

275 vs. USC (5) 12/11/04

237 vs. Missouri (5) 10/15/03

237 at Minnesota (5) 10/30/21

213 vs. UCLA (4) 12/12/03

213 at Minnesota (5) 11/23/16

Single-Season Attacks (All-Time)

Individual

1. 1,468 Lisa Reitsma 1996

2. 1,386 Nancy Metcalf (Meendering) 1999

3. 1,380 Lisa Reitsma 1997

4. 1,297 Mikaela Foecke 2018

5. 1,290 Sarah Pavan 2006

6. 1,281 Kathi DeBoer 1987

7. 1,233 Nancy Metcalf (Meendering) 1998

8. 1,206 Kelsey Robinson 2013

9. 1,199 Jordan Larson 2008

10. 1,196 Madi Kubik 2021

Team

1. 4,931 1996

2. 4,929 1997

3. 4,806 2003

4. 4,690 2015

5. 4,632 1999

Single-Season Attacks (Rally Scoring)

Individual

1. 1,297 Mikaela Foecke 2018

2. 1,290 Sarah Pavan 2006

3. 1,206 Kelsey Robinson 2013

4. 1,199 Jordan Larson 2008

5. 1,196 Madi Kubik 2021

6. 1,173 Jordan Larson 2006

7. 1,139 Mikaela Foecke 2017

8. 1,086 Gina Mancuso 2012

9. 1,077 Kadie Rolfzen 2014

10. 1,071 Kadie Rolfzen 2015

Team

1. 4,806 2003

2. 4,690 2015

3. 4,605 2006

4. 4,550 2021

5. 4,491 2018

Career Attacks (All-Time)

Individual

1. 4,265 Sarah Pavan 2004-07

2. 4,227 Mikaela Foecke 2015-18

3. 3,984 Jordan Larson 2005-08

4. 3,918 Kadie Rolfzen 2013-16

5. 3,789 Eileen Shannon 1989-92

6. 3,766 Lisa Reitsma 1994-97

7. 3,741 Nancy Metcalf (Meendering) 1997-2001

8. 3,659 Allison Weston 1992-95

9. 3,567 Madi Kubik 2019-22

10. 3,263 Kathi DeBoer 1984-87

Career Attacks (Rally Scoring)

Individual

1. 4,265 Sarah Pavan 2004-07

2. 4,227 Mikaela Foecke 2015-18

3. 3,984 Jordan Larson 2005-08

4. 3,918 Kadie Rolfzen 2013-16

5. 3,567 Madi Kubik 2019-22

6. 3,249 Hannah Werth 2009-12

7. 3,210 Jennifer Saleaumua 2002-05

8. 3,131 Lexi Sun 2018-21

9. 2,615 Tara Mueller 2007-10

10. 2,508 Gina Mancuso 2009-12

Single-Match Attack Pct. (All-Time)

Individual (minimum 10 kills)

1.000 Megan Korver vs. Iowa State (10-0-10) 9/25/98

1.000 Tracy Stalls vs. Texas Tech (13-0-13) 11/24/07

1.000 Lauren Stivrins at Northwestern (10-0-10) 9/28/18

Team

.608 vs. Wichita State (54-6-79) 9/1/84

Single-Match Attack Pct. (Rally Scoring)

Individual (minimum 10 kills)

1.000 Tracy Stalls vs. Texas Tech (13-0-13) 11/24/07

1.000 Lauren Stivrins at Northwestern (10-0-10) 9/28/18

Team

.576 vs. Oral Roberts 9/1/17

Top Single-Match Attack Pct. (All-Time)

Individual (minimum 10 kills)

1. 1.000 (10-0-10) Megan Korver vs. Iowa State (3) 9/25/98

1.000 (13-0-13) Tracy Stalls vs. Texas Tech (3) 11/24/07

1.000 (10-0-10) Lauren Stivrins at Northwestern (3) 9/28/18

4. .917 (11-0-14) Melissa Elmer vs. Creighton (3) 10/11/05

5. .875 (14-0-16) Brooke Delano at Missouri (3) 10/6/10

Team

1. .608 (54-6-79) vs. Wichita State (3) 9/1/84

2. .576 (38-4-59) vs. Oral Roberts (3) 9/1/17

3. .567 (36-2-60) vs. Creighton (3) 10/3/00

4. .544 (42-5-68) vs. Montana State (3) 9/16/16

5. .538 (41-6-65) vs. Missouri (3) 11/17/89

Top Single-Match Attack Pct. (Rally Scoring)

Individual (minimum 10 kills)

1. 1.000 (13-0-13) Tracy Stalls vs. Texas Tech (3) 11/24/07

1.000 (10-0-10) Lauren Stivrins at Northwestern (3) 9/28/18

3. .917 (11-0-14) Melissa Elmer vs. Creighton (3) 10/11/05

4. .875 (14-0-16) Brooke Delano at Missouri (3) 10/6/10

5. .846 (11-0-13) Tracy Stalls vs. Oklahoma (3) 11/17/07

Team

1. .576 (38-4-59) vs. Oral Roberts (3) 9/1/17

2. .544 (42-5-68) vs. Montana State (3) 9/16/16

3. .525 (38-6-61) vs. Indiana (3) 11/8/14

4. .523 (52-6-88) vs. Kansas (3) 10/10/01

5. .500 (57-10-94) vs. Baylor (3) 9/29/07

.500 (46-4-84) vs. Missouri State (3) 9/15/18

Single-Season Attack Pct. (All-Time)

Individual (minimum 200 attacks)

1. .473 Tracy Stalls 2007

2. .468 Lauren Stivrins 2020

3. .440 Virginia Stahr 1989

4. .421 Lauren Stivrins 2018

5. .406 Amber Holmquist 2000

.406 Brooke Delano 2010

7. .404 Virginia Stahr 1988

8. .402 Amber Holmquist 2002

9. .400 Tracy Stalls 2006

10. .398 Cathy Noth 1984

Team

1. .331 1986

2. .327 2007

3. .322 2002

4. .322 2005

5. .318 1994

Single-Season Attack Pct. (Rally Scoring)

Individual (minimum 200 attacks)

1. .473 Tracy Stalls 2007

2. .468 Lauren Stivrins 2020

3. .421 Lauren Stivrins 2018

4. .406 Brooke Delano 2010

5. .402 Amber Holmquist 2002

6. .400 Tracy Stalls 2006

7. .396 Kori Cooper 2008

8. .388 Amber Holmquist 2001

9. .383 Melissa Elmer 2005

10. .381 Melissa Elmer 2002

Team

1. .327 2007

2. .322 2002

3. .322 2005

4. .304 2001

5. .296 2006

Career Attack Pct. (All-Time)

Individual (minimum 1,000 attacks)

1. .401 Virginia Stahr 1986-89

2. .396 Amber Holmquist 1999-02

3. .386 Karen Dahlgren 1983-86

4. .378 Lauren Stivrins 2016-21

5. .375 Tracy Stalls 2004-07

6. .368 Kori Cooper 2006-09

7. .366 Cathy Noth 1981-84

8. .363 Melissa Elmer 2001-05

9. .360 Stephanie Thater 1989-92

10. .354 Briana Holman 2015-17

Career Attack Pct. (Rally Scoring)

Individual (minimum 1,000 attacks)

1. .378 Lauren Stivrins 2016-21

2. .375 Tracy Stalls 2004-07

3. .368 Kori Cooper 2006-09

4. .363 Melissa Elmer 2001-05

5. .354 Briana Holman 2015-17

6. .343 Brooke Delano 2007-11

7. .332 Sarah Pavan 2004-07

8. .318 Kelsey Robinson 2013

9. .315 Allison McNeal 2008-12

10. .312 Jordan Wilberger 2007-11

ASSISTS RECORDS

Single-Match Assists (All-Time)

Individual - 3 sets

63	Lori Endicott vs. Pacific	9/3/88
63	Fiona Nepo vs. Oklahoma	11/1/97

Individual - 4 sets

85	Nikki Stricker vs. Georgia	9/17/93
----	----------------------------	---------

Individual - 5 sets

109	Lori Endicott vs. Texas	11/5/88
-----	-------------------------	---------

Team - 3 sets

68	vs. Colorado	10/9/96
----	--------------	---------

Team - 4 sets

94	vs. Texas	12/16/95
----	-----------	----------

Team - 5 sets

116	vs. Texas	11/5/88
-----	-----------	---------

Single-Match Assists (Rally Scoring)

Individual - 3 sets

55	Rachel Holloway at Missouri	10/17/07
----	-----------------------------	----------

Individual - 4 sets

66	Dani Busboom at Kansas State	10/13/04
----	------------------------------	----------

Individual - 5 sets

72	Rachel Holloway at Kansas State	11/3/07
----	---------------------------------	---------

Team - 3 sets

59	Five times	
----	------------	--

Team - 4 sets

72	vs. UCLA	8/25/07
----	----------	---------

Team - 5 sets

80	vs. USC	12/11/04
----	---------	----------

Top Single-Match Assists (All-Time)

Individual

109	Lori Endicott vs. Texas (5)	11/5/88
88	Tisha Delaney vs. Arizona State (5)	9/27/86
87	Tisha Delaney vs. Penn State (5)	12/12/86
87	Christy Johnson vs. Texas (4)	12/16/95
85	Nikki Stricker vs. Georgia (4)	9/17/93

Team

116	vs. Texas (5)	11/5/88
-----	---------------	---------

Top Single-Match Assists (Rally Scoring)

Individual

72	Rachel Holloway at Kansas State (5)	11/3/07
66	Dani Busboom at Kansas State (4)	10/13/04
65	Rachel Holloway vs. Minnesota (5)	12/9/06
65	Kelly Hunter vs. Minnesota (5)	10/23/16
64	Dani Busboom at Notre Dame (5)	9/4/04
64	Dani Busboom vs. USC (5)	12/11/04
64	Rachel Holloway vs. Missouri (5)	10/31/07

Team

80	vs. USC (5)	12/11/04
78	vs. Missouri (5)	10/31/07
77	at Minnesota (5)	9/5/05
75	at Kansas State (5)	11/3/07
75	at Creighton (5)	9/7/22

Single-Season Assists (All-Time)

Individual

1.	1,653	Fiona Nepo	1996
2.	1,608	Val Novak	1989
3.	1,602	Fiona Nepo	1997
4.	1,533	Val Novak	1990
5.	1,531	Fiona Nepo	1998
6.	1,524	Lori Endicott	1988
7.	1,503	Rachel Holloway	2006
8.	1,501	Kelly Hunter	2015
9.	1,460	Christy Johnson	1994
10.	1,433	Tisha Delaney	1986

Team

1.	1,863	2006
2.	1,823	2005
3.	1,803	1989
	1,803	1996
5.	1,754	1998

Single-Season Assists (Rally Scoring)

Individual

1.	1,503	Rachel Holloway	2006
2.	1,501	Kelly Hunter	2015
3.	1,395	Nicklin Hames	2018
4.	1,389	Dani Busboom	2004
5.	1,372	Lauren Cook	2012
6.	1,369	Sydney Anderson	2008
7.	1,358	Rachel Holloway	2007
8.	1,342	Greichaly Cepero	2001
9.	1,315	Kelly Hunter	2016
10.	1,314	Sydney Anderson	2009

Team

1.	1,863	2006
2.	1,823	2005
3.	1,748	2003
4.	1,730	2015
5.	1,691	2007

Single-Season Assists Per Set (All-Time)

Individual

1.	14.17	Christy Johnson	1994
2.	13.90	Christy Johnson	1995
3.	13.79	Fiona Nepo	1998
4.	13.74	Val Novak	1989
5.	13.66	Fiona Nepo	1996
6.	13.58	Rachel Holloway	2007
7.	13.58	Fiona Nepo	1997
8.	13.42	Rachel Holloway	2006
9.	13.37	Lori Endicott	1988
10.	13.10	Dani Busboom	2004

Team

1.	16.42	2007
2.	16.20	2006
3.	15.89	1993
4.	15.72	2005
5.	15.63	2004

Single-Season Assists Per Set (Rally Scoring)

Individual

1.	13.58	Rachel Holloway	2007
2.	13.42	Rachel Holloway	2006
3.	13.10	Dani Busboom	2004
4.	12.46	Greichaly Cepero	2002
5.	12.43	Greichaly Cepero	2001
6.	11.64	Kelly Hunter	2015
7.	11.60	Sydney Anderson	2008
8.	11.53	Sydney Anderson	2009
9.	11.24	Kelly Hunter	2016
10.	11.15	Lauren Cook	2012

Team

1.	16.42	2007
2.	16.20	2006
3.	15.72	2005
4.	15.63	2004
5.	14.94	2003

Career Assists (All-Time)

Individual

1.	5,086	Nicklin Hames	2018-22
2.	4,824	Fiona Nepo	1995-98
3.	4,125	Kelly Hunter	2013-17
4.	3,987	Greichaly Cepero	1999-2002
5.	3,786	Nikki Stricker	1990-93
6.	3,332	Sydney Anderson	2008-10
7.	3,303	Val Novak	1987-90
8.	3,198	Lauren Cook	2010-12
9.	3,183	Christy Johnson	1991-95
10.	3,117	Lori Endicott	1985-88

Career Assists (Rally Scoring)

Individual

1.	5,086	Nicklin Hames	2018-22
2.	4,125	Kelly Hunter	2013-17
3.	3,332	Sydney Anderson	2008-10
4.	3,198	Lauren Cook	2010-12
5.	2,925	Dani Busboom	2003-06
6.	2,861	Rachel Holloway	2005-07
7.	2,490	Mary Pollmiller	2013-14
8.	1,058	Maggie Griffin	2005-07
9.	973	Michelle Lynch	2002-04
10.	395	Justine Wong-Orantes	2013-16

Career Assists Per Set (All-Time)

Individual (minimum two seasons and 100 sets played)

1.	13.50	Rachel Holloway	2005-07
2.	12.23	Tisha Delaney	1985-86
3.	11.57	Fiona Nepo	1995-98
4.	10.51	Mary Pollmiller	2013-14
5.	10.47	Kelly Hunter	2013-17
6.	9.97	Nicklin Hames	2018-22
7.	9.80	Sydney Anderson	2008-10
8.	9.52	Greichaly Cepero	1999-2002
9.	9.49	Lauren Cook	2010-12
10.	9.12	Christy Johnson	1991-95

Career Assists Per Set (Rally Scoring)

Individual (minimum two seasons and 100 sets played)

1.	13.50	Rachel Holloway	2005-07
2.	10.51	Mary Pollmiller	2013-14
3.	10.47	Kelly Hunter	2013-17
4.	9.97	Nicklin Hames	2018-22
5.	9.80	Sydney Anderson	2008-10
6.	9.49	Lauren Cook	2010-12
7.	6.44	Dani Busboom	2003-06
8.	5.40	Maggie Griffin	2005-07
9.	3.88	Michelle Lynch	2002-04
10.	3.17	Brigitte Root	2008-11

SERVICE ACES RECORDS

Single-Match Aces (All-Time)

Individual - 3 sets

7	Enid Schonewise vs. Kansas State	11/4/86
7	Stephanie Thater vs. Oklahoma	9/25/92

Individual - 4 sets

7	Cris Hall vs. UCLA	9/14/91
7	Keonilei Akana at Texas	12/11/21

Individual - 5 sets

7	Virginia Stahr vs. Minnesota	9/11/87
7	Nancy Metcalf (Meendering) vs. Florida	12/8/01

Team - 3 sets

16	vs. Missouri	10/6/90
16	at Texas	9/20/03

Team - 4 sets

20	vs. San Diego State	9/17/84
----	---------------------	---------

Team - 5 sets

16	vs. Arizona	9/17/84
----	-------------	---------

Single-Match Aces (Rally Scoring)

Individual - 3 sets

6	Anna Schrad at Oklahoma	10/16/02
6	Michelle Lynch at Missouri	11/17/04
6	Annika Albrecht vs. Rutgers	10/30/15

Individual - 4 sets

7	Keonilei Akana at Texas	12/11/21
---	-------------------------	----------

Individual - 5 sets

7	Nancy Metcalf (Meendering) vs. Florida	12/8/01
---	--	---------

Team - 3 sets

16	at Texas	9/20/03
----	----------	---------

Team - 4 sets

15	at Arizona	9/7/02
----	------------	--------

Team - 5 sets

11	at Texas A&M	11/5/08
----	--------------	---------

Top Single-Match Aces (All-Time)

Individual

7	Enid Schonewise vs. Kansas State (3)	11/4/86
7	Virginia Stahr vs. Minnesota (5)	9/11/87
7	Cris Hall vs. UCLA (4)	9/14/91
7	Stephanie Thater vs. Oklahoma (3)	9/25/92
7	Nancy Metcalf (Meendering) vs. Florida (5)	12/8/01
7	Keonilei Akana at Texas	12/11/21

Team

20	vs. San Diego State (4)	9/17/84
----	-------------------------	---------

Top Single-Match Aces (Rally Scoring)

Individual

7	Nancy Metcalf (Meendering) vs. Florida (5)	12/8/01
7	Keonilei Akana at Texas	12/11/21
6	Anna Schrad at Oklahoma (3)	10/16/02
6	Michelle Lynch at Missouri (3)	11/17/04
6	Annika Albrecht vs. Rutgers (3)	10/30/15
5	17 tied	

Team

16	at Texas (3)	9/20/03
15	at Arizona (4)	9/7/02
14	vs. Alabama A&M (3)	12/2/05
13	at Oklahoma (3)	10/16/02
12	at Rutgers (3)	9/30/22

Single-Season Aces (All-Time)

Individual

1.	69	Mary Buysse	1984
2.	65	Mary Buysse	1983
3.	63	Virginia Stahr	1987
4.	58	Val Novak	1989
5.	57	Lori Endicott	1987
6.	56	Erin Dean	1984
7.	54	Annie Adamczak	1984
8.	53	Jordan Larson	2006
	53	Jordan Larson	2007
10.	52	Annie Adamczak	1983

Team

1.	329	1983
2.	285	1987
3.	283	1986
4.	267	1984
5.	248	1988

Single-Season Aces (Rally Scoring)

Individual

1.	53	Jordan Larson	2006
	53	Jordan Larson	2007
3.	50	Sarah Pavan	2007
4.	47	Michelle Lynch	2003
5.	46	Mikaela Foecke	2018
6.	44	Nancy Metcalf (Meendering)	2001
7.	42	Keonilei Akana	2021
8.	41	Jordan Larson	2005
	41	Annika Albrecht	2015
10.	40	Nicklin Hames	2018

Team

1.	225	2003
2.	215	2018
3.	187	2007
4.	184	2017
5.	181	2021

Single-Season Aces Per Set (All-Time)

Individual (minimum 50 sets)

1.	0.61	Mary Buysse	1984
2.	0.57	Valerie Vermuelen	1989
3.	0.56	Mary Buysse	1983
4.	0.53	Virginia Stahr	1987
5.	0.51	Jordan Larson	2007
6.	0.50	Val Novak	1989
7.	0.49	Sarah Pavan	2007
8.	0.48	Annie Adamczak	1984
9.	0.48	Lori Endicott	1987
10.	0.47	Kelly Aspegren	1993

Team

1.	2.79	1983
2.	2.39	1987
3.	2.34	1984
4.	2.32	1986
5.	2.18	1988

Single-Season Aces Per Set (Rally Scoring)

Individual (minimum 50 sets)

1.	0.51	Jordan Larson	2007
2.	0.49	Sarah Pavan	2007
3.	0.46	Jordan Larson	2006
4.	0.41	Nancy Metcalf (Meendering)	2001
5.	0.40	Michelle Lynch	2003
6.	0.38	Jordan Larson	2005
7.	0.35	Michelle Lynch	2002
	0.35	Mikaela Foecke	2018
	0.35	Keonilei Akana	2021
10.	0.34	Sarah Pavan	2006

Team

1.	1.92	2003
2.	1.82	2007
3.	1.64	2002
4.	1.62	2018
5.	1.58	2020

Career Aces (All-Time)

Individual

1.	186	Jordan Larson	2005-08
2.	161	Val Novak	1987-90
3.	159	Virginia Stahr	1986-89
4.	149	Lori Endicott	1985-88
5.	144	Sarah Pavan	2004-07
6.	139	Annika Albrecht	2014-17
7.	135	Mikaela Foecke	2015-18
8.	134	Mary Buysse	1981-84
9.	130	Annie Adamczak	1982-85
10.	128	Nicklin Hames	2018-22

Career Aces (Rally Scoring)

Individual

1.	186	Jordan Larson	2005-08
2.	144	Sarah Pavan	2004-07
3.	139	Annika Albrecht	2014-17
4.	135	Mikaela Foecke	2015-18
5.	128	Nicklin Hames	2018-22
6.	108	Jennifer Saleaumua	2002-05
7.	97	Lexi Sun	2018-21
8.	94	Christina Houghtelling	2003-07
9.	93	Michelle Lynch	2002-04
10.	90	Kenzie Knuckles	2019-22

Career Aces Per Set (All-Time)

Individual (minimum two seasons and 100 sets played)

1.	0.42	Jordan Larson	2005-08
2.	0.37	Michelle Lynch	2002-04
	0.37	Lori Endicott	1985-88
4.	0.36	Val Novak	1987-90
5.	0.35	Virginia Stahr	1986-89
6.	0.34	Jaime Krondak	1997-98
	0.34	Keonilei Akana	2020-21
8.	0.33	Sarah Pavan	2004-07
9.	0.29	Mary Buysse	1981-84
	0.29	Allison Weston	1992-95
	0.29	Christina Houghtelling	2003-07

Career Aces Per Set (Rally Scoring)

Individual (minimum two seasons and 100 sets played)

1.	0.42	Jordan Larson	2005-08
2.	0.37	Michelle Lynch	2002-04
3.	0.34	Keonilei Akana	2020-21
4.	0.33	Sarah Pavan	2004-07
5.	0.29	Christina Houghtelling	2003-07
6.	0.28	Annika Albrecht	2014-17
7.	0.27	Mikaela Foecke	2015-18
	0.27	Lexi Sun	2018-21
9.	0.25	Jennifer Saleaumua	2002-05
	0.25	Nicklin Hames	2018-22

DIGS RECORDS

Single-Match Digs (All-Time)

Individual - 3 sets
32 Kayla Banwarth vs. Baylor 11/18/09

Individual - 4 sets
29 Billie Winsett vs. Penn State 12/10/94
29 Dani Busboom vs. UCLA 12/14/06

Individual - 5 sets
35 Justine Wong-Orantes vs. Minnesota 10/23/16

Team - 3 sets
93 vs. Montana 9/14/85

Team - 4 sets
111 vs. Indiana 9/24/88

Team - 5 sets
145 vs. Penn State 12/12/86

Single-Match Digs (Rally Scoring)

Individual - 3 sets
32 Kayla Banwarth vs. Baylor 11/18/09

Individual - 4 sets
29 Dani Busboom vs. UCLA 12/14/06

Individual - 5 sets
35 Justine Wong-Orantes vs. Minnesota 10/23/16

Team - 3 sets
78 vs. Maryland 11/12/21

Team - 4 sets
99 vs. Illinois 10/27/18

Team - 5 sets
111 vs. Missouri 10/15/03

Top Single-Match Digs (All-Time)

Individual
35 Justine Wong-Orantes vs. Minnesota (5) 10/23/16

34 Maria Hedbeck vs. Penn State (5) 9/4/93

32 Kayla Banwarth vs. Minnesota (5) 8/29/09

32 Kayla Banwarth vs. Baylor (3) 11/18/09

31 Amanda McCormick vs. Missouri (5) 10/15/03

Team
145 vs. Penn State (5) 12/12/86

Top Single-Match Digs (Rally Scoring)

Individual
35 Justine Wong-Orantes vs. Minnesota (5) 10/23/16

32 Kayla Banwarth vs. Minnesota (5) 8/29/09

32 Kayla Banwarth vs. Baylor (3) 11/18/09

31 Amanda McCormick vs. Missouri (5) 10/15/03

30 Amanda McCormick vs. USC (5) 12/11/04

30 Justine Wong-Orantes at Penn State (5) 10/2/15

Team
111 vs. Missouri (5) 10/15/03

109 vs. USC (5) 12/11/04

104 vs. Penn State (5) 11/2/18

99 vs. Illinois (4) 10/27/18

97 at Minnesota 10/30/21

Single-Season Digs (All-Time)

Individual
1. 580 Dani Busboom 2006

2. 570 Kayla Banwarth 2009

3. 555 Justine Wong-Orantes 2015

4. 536 Kenzie Maloney 2018

5. 524 Lexi Rodriguez 2021

6. 520 Kayla Banwarth 2010

7. 482 Justine Wong-Orantes 2016

8. 480 Amanda McCormick 2004

9. 470 Kayla Banwarth 2008

10. 464 Lexi Rodriguez 2022

Team
1. 2,100 2018

2. 2,054 2021

3. 2,049 2015

4. 1,967 1986

5. 1,956 1997

Single-Season Digs (Rally Scoring)
Individual
1. 580 Dani Busboom 2006

2. 570 Kayla Banwarth 2009

3. 555 Justine Wong-Orantes 2015

4. 536 Kenzie Maloney 2018

5. 524 Lexi Rodriguez 2021

6. 520 Kayla Banwarth 2010

7. 482 Justine Wong-Orantes 2016

8. 480 Amanda McCormick 2004

9. 470 Kayla Banwarth 2008

10. 464 Lexi Rodriguez 2022

Team
1. 2,100 2018

2. 2,054 2021

3. 2,049 2015

4. 1,942 2006

5. 1,941 2003

Single-Season Digs Per Set (All-Time)
Individual (minimum 300 digs)
1. 5.04 Dani Busboom 2006

2. 4.96 Kayla Banwarth 2009

3. 4.81 Kayla Banwarth 2010

4. 4.55 Justine Wong-Orantes 2015

5. 4.53 Amanda McCormick 2004

6. 4.33 Lexi Rodriguez 2021

7. 4.26 Lexi Rodriguez 2022

8. 4.23 Justine Wong-Orantes 2016

9. 4.12 Kayla Banwarth 2008

10. 4.03 Kenzie Maloney 2018

Team
1. 17.42 2004

2. 16.98 2001

3. 16.98 2021

4. 16.89 2006

5. 16.59 2003

Single-Season Digs Per Set (Rally Scoring)
Individual (minimum 300 digs)
1. 5.04 Dani Busboom 2006

2. 4.96 Kayla Banwarth 2009

3. 4.81 Kayla Banwarth 2010

4. 4.55 Justine Wong-Orantes 2015

5. 4.53 Amanda McCormick 2004

6. 4.33 Lexi Rodriguez 2021

7. 4.26 Lexi Rodriguez 2022

8. 4.23 Justine Wong-Orantes 2016

9. 4.12 Kayla Banwarth 2008

10. 4.03 Kenzie Maloney 2018

Team
1. 17.42 2004

2. 16.98 2001

3. 16.98 2021

4. 16.89 2006

5. 16.59 2003

Career Digs (All-Time)

Individual
1. 1,890 Justine Wong-Orantes 2013-16

2. 1,706 Kayla Banwarth 2007-10

3. 1,587 Nicklin Hames 2018-22

4. 1,568 Jennifer Saleaumua 2002-05

5. 1,410 Jordan Larson 2005-08

6. 1,406 Kenzie Maloney 2015-18

7. 1,367 Hannah Werth 2009-12

8. 1,362 Nicklin Hames 2018-21

9. 1,281 Dani Busboom 2003-06

10. 1,255 Kadie Rolfzen 2013-16

Career Digs (Rally Scoring)
Individual
1. 1,890 Justine Wong-Orantes 2013-16

2. 1,706 Kayla Banwarth 2007-10

3. 1,587 Nicklin Hames 2018-22

4. 1,568 Jennifer Saleaumua 2002-05

5. 1,410 Jordan Larson 2005-08

6. 1,406 Kenzie Maloney 2015-18

7. 1,367 Hannah Werth 2009-12

8. 1,281 Dani Busboom 2003-06

9. 1,255 Kadie Rolfzen 2013-16

10. 1,160 Annika Albrecht 2014-17

Career Digs Per Set (All-Time)
Individual (minimum two seasons and 100 sets played)
1. 4.37 Kayla Banwarth 2007-10

2. 4.30 Lexi Rodriguez 2021-22

3. 4.22 Amanda McCormick 2003-04

4. 4.04 Justine Wong-Orantes 2013-16

5. 3.63 Jennifer Saleaumua 2002-05

6. 3.33 Lara Dykstra 2011-12

7. 3.27 Mandy Monson 1997-99

8. 3.17 Jordan Larson 2005-08

9. 3.15 Hannah Werth 2009-12

10. 3.11 Nicklin Hames 2018-22

Career Digs Per Set (Rally Scoring)
Individual (minimum two seasons and 100 sets played)
1. 4.37 Kayla Banwarth 2007-10

2. 4.30 Lexi Rodriguez 2021-22

3. 4.22 Amanda McCormick 2003-04

4. 4.04 Justine Wong-Orantes 2013-16

5. 3.63 Jennifer Saleaumua 2002-05

6. 3.33 Lara Dykstra 2011-12

7. 3.17 Jordan Larson 2005-08

8. 3.15 Hannah Werth 2009-12

9. 3.11 Nicklin Hames 2018-22

10. 3.06 Kenzie Knuckles 2019-21

BLOCKS RECORDS

Single-Match Blocks (All-Time)

Individual - 3 sets

13	Amber Holmquist vs. Texas Tech	11/18/01
13	Amber Holmquist vs. Kansas State	11/30/02
13	Cecilia Hall vs. Michigan	11/22/14

Individual - 4 sets

18	Karen Dahlgren vs. U.S. International	9/14/84
----	---------------------------------------	---------

Individual - 5 sets

14	Stephanie Thater vs. Kansas	11/23/90
----	-----------------------------	----------

Team - 3 sets

23	vs. Kansas	11/12/04
----	------------	----------

Team - 4 sets

26	at Texas	10/22/00
----	----------	----------

Team - 5 sets

24	at Kansas State	11/26/00
----	-----------------	----------

Single-Match Blocks (Rally Scoring)

Individual - 3 sets

13	Amber Holmquist vs. Texas Tech	11/18/01
13	Amber Holmquist vs. Kansas State	11/30/02
13	Cecilia Hall vs. Michigan	11/22/14

Individual - 4 sets

16	Melissa Elmer at Kansas	10/8/05
----	-------------------------	---------

Individual - 5 sets

12	Tracy Stalls at Colorado	11/11/06
----	--------------------------	----------

12	Brooke Delano at Minnesota	10/15/11
----	----------------------------	----------

Team - 3 sets

23	vs. Kansas	11/12/04
----	------------	----------

Team - 4 sets

24	vs. Kansas State	11/19/05
----	------------------	----------

Team - 5 sets

23.5	at Colorado	11/11/06
------	-------------	----------

Top Single-Match Blocks (All-Time)

Individual

18	Karen Dahlgren vs. U.S. International (4)	9/14/84
16	Melissa Elmer at Kansas (4)	10/8/05
16	Amber Holmquist at Texas (4)	10/22/00
15	Melissa Elmer at Kansas (4)	10/8/03
14	Stephanie Thater vs. Kansas (5)	11/23/90

Team

33	Penn State (5)	12/12/86
----	----------------	----------

Top Single-Match Blocks (Rally Scoring)

Individual

16	Melissa Elmer at Kansas (4)	10/8/05
15	Melissa Elmer at Kansas (4)	10/8/03
13	Melissa Elmer vs. Pepperdine (4)	9/9/05
13	Amber Holmquist vs. Texas Tech (3)	11/18/01
13	Amber Holmquist vs. Kansas State (3)	11/30/02
13	Cecilia Hall vs. Michigan (3)	11/22/14
13	Callie Schwarzenbach vs. New Mexico (3)	9/14/18

Team

24	vs. Kansas State (4)	11/19/05
23.5	at Colorado (5)	11/11/06
23	vs. Kansas (3)	11/12/04
22	at Kansas (4)	10/8/03
22	vs. Pepperdine (4)	9/9/05
22	at Kansas (4)	10/8/05

Single-Season Blocks (All-Time)

Individual

1.	250	Melissa Elmer	2005
2.	220	Amber Holmquist	2000
3.	200	Melissa Elmer	2004
4.	197	Stephanie Thater	1990
	197	Amber Holmquist	2002
6.	190	Amber Holmquist	2001
7.	188	Tonia Tauke	1998
8.	186	Melissa Elmer	2003
9.	185	Stephanie Thater	1991
	185	Megan Korver	1996

Team

1.	477.5	2000
	477.5	2005
3.	452.5	1998
4.	451	2001
5.	426.5	2004

Single-Season Blocks (Rally Scoring)

Individual

1.	250	Melissa Elmer	2005
2.	200	Melissa Elmer	2004
3.	197	Amber Holmquist	2002
4.	190	Amber Holmquist	2001
5.	186	Melissa Elmer	2003
6.	182	Amber Rolfzen	2015
7.	180	Jenny Kropp	2001
8.	177	Callie Schwarzenbach	2018
9.	175	Kaitlyn Hord	2022
10.	162	Tracy Stalls	2006

Team

1.	477.5	2005
2.	451	2001
3.	426.5	2004
4.	394	2002
5.	371	2003

Single-Season Blocks Per Set (All-Time)

Individual (minimum 100 blocks)

1.	2.17	Melissa Elmer	2005
2.	2.01	Amber Holmquist	2002
3.	1.98	Amber Holmquist	2000
4.	1.92	Stephanie Thater	1992
5.	1.89	Melissa Elmer	2004
6.	1.86	Jen McFadden	1993
7.	1.81	Amber Holmquist	2001
8.	1.75	Amber Holmquist	1999
9.	1.73	Jenny Kropp	2001
10.	1.72	Tonia Tauke	1998

Team

1.	4.18	2001
2.	4.15	2000
3.	4.12	2005
4.	4.02	2004
5.	3.93	1998

Single-Season Blocks Per Set (Rally Scoring)

Individual (minimum 100 blocks)

1.	2.17	Melissa Elmer	2005
2.	2.01	Amber Holmquist	2002
3.	1.89	Melissa Elmer	2004
4.	1.81	Amber Holmquist	2001
5.	1.73	Jenny Kropp	2001
6.	1.65	Tracy Stalls	2004
7.	1.61	Kaitlyn Hord	2022
8.	1.59	Tracy Stalls	2005
	1.59	Melissa Elmer	2003
10.	1.58	Amber Rolfzen	2015

Team

1.	4.18	2001
2.	4.12	2005
3.	4.02	2004
4.	3.83	2002
5.	3.17	2003

Career Blocks (All-Time)

Individual

1.	767	Melissa Elmer	2001-05
2.	728	Amber Holmquist	1999-2002
3.	592	Stephanie Thater	1989-92
4.	578	Tracy Stalls	2004-07
5.	563	Lauren Stivrins	2017-21
6.	558	Karen Dahlgren	1983-86
7.	555	Virginia Stahr	1986-89
8.	551	Amber Rolfzen	2013-16
9.	544	Jenny Kropp	1998-2001
10.	538	Tonia Tauke	1996-99

Career Blocks (Rally Scoring)

Individual

1.	767	Melissa Elmer	2001-05
2.	578	Tracy Stalls	2004-07
3.	563	Lauren Stivrins	2017-21
4.	551	Amber Rolfzen	2013-16
5.	459	Sarah Pavan	2004-07
6.	392	Callie Schwarzenbach	2018-21
7.	389	Brooke Delano	2007-11
8.	385	Cecilia Hall	2011-15
9.	378	Meghan Haggerty	2012-15
10.	347	Kadie Rolfzen	2013-16

Career Blocks Per Set (All-Time)

Individual (minimum two seasons and 100 sets played)

1.	1.90	Amber Holmquist	1999-2002
2.	1.74	Melissa Elmer	2001-05
3.	1.62	Stephanie Thater	1989-92
4.	1.52	Jenny Kropp	1998-2001
5.	1.50	Megan Korver	1996-98
6.	1.44	Tonia Tauke	1996-99
7.	1.44	Jen McFadden	1993-95
8.	1.43	Tracy Stalls	2004-07
9.	1.28	Karen Dahlgren	1983-86
10.	1.24	Virginia Stahr	1986-89

Career Blocks Per Set (Rally Scoring)

Individual (minimum two seasons and 100 sets played)

1.	1.74	Melissa Elmer	2001-05
2.	1.43	Tracy Stalls	2004-07
3.	1.22	Callie Schwarzenbach	2018-21
4.	1.19	Amber Rolfzen	2013-16
5.	1.18	Cecilia Hall	2011-15
6.	1.17	Briana Holman	2015-17
7.	1.13	Hayley Thrumer	2009-13
8.	1.11	Brooke Delano	2007-11
9.	1.09	Amanda Gates	2005-08
10.	1.08	Lauren Stivrins	2017-21

SOLO BLOCKS RECORDS

Solo Blocks (All-Time)

Individual School Record - Match

6	Karen Dahlgren vs. U.S. International	9/14/84
6	Virginia Stahr vs. Penn State	9/12/87

Team School Record - Match

14	vs. U.S. International	9/15/84
----	------------------------	---------

Individual School Record - Season

46	Karen Dahlgren	1984
----	----------------	------

Team School Record - Season

285		1987
-----	--	------

Individual School Record - Career

132	Karen Dahlgren	1983-86
-----	----------------	---------

Solo Blocks (Rally Scoring)

Individual School Record - Match

5	Tracy Stalls vs. Kansas State	11/19/05
---	-------------------------------	----------

Team School Record - Match

9	vs. Kansas State	11/19/05
9	vs. Michigan	11/4/11

Individual School Record - Season

31	Jordan Larson	2006
----	---------------	------

Team School Record - Season

116		2001
-----	--	------

Individual School Record - Career

82	Jordan Larson	2005-08
----	---------------	---------

NCAA TOURNAMENT MATCH RECORDS

Postseason Match Kills (All-Time)

Individual - 3 sets		
23 Enid Schonewise vs. Penn State	12/7/85	
Individual - 4 sets		
34 Lisa Reitsma vs. Arkansas	12/7/96	
Individual - 5 sets		
35 Sarah Pavan vs. USC	12/11/04	
Team - 3 sets		
71 vs. George Washington	12/3/94	
Team - 4 sets		
101 vs. Texas	12/16/95	
Team - 5 sets		
104 vs. Penn State	12/12/86	

Postseason Match Kills (Rally Scoring)

Individual - 3 sets		
21 Kelsey Robinson vs. Texas	12/14/13	
Individual - 4 sets		
22 Sarah Pavan vs. UCLA	12/14/06	
22 Sarah Pavan vs. Stanford	12/16/06	
Individual - 5 sets		
35 Sarah Pavan vs. USC	12/11/04	
Team - 3 sets		
60 vs. Valparaiso	12/5/03	
60 vs. Wichita State	12/4/04	
Team - 4 sets		
70 at Kansas State	12/1/01	
70 vs. UCLA	12/14/06	
70 at Washington	12/12/14	
Team - 5 sets		
86 vs. USC	12/11/04	

Postseason Match Attacks (All-Time)

Individual - 3 sets		
59 Lisa Reitsma vs. Long Beach State	12/13/97	
Individual - 4 sets		
80 Nancy Metcalf (Meendering) vs. Penn State	12/17/98	
Individual - 5 sets		
90 Sarah Pavan vs. USC	12/11/04	
Team - 3 sets		
159 vs. Arizona	12/9/00	
Team - 4 sets		
255 vs. Penn State	12/10/94	
Team - 5 sets		
277 vs. Penn State	12/12/86	

Postseason Match Attacks (Rally Scoring)

Individual - 3 sets		
50 Kelsey Robinson vs. Texas	12/14/13	
Individual - 4 sets		
58 Sarah Pavan vs. UCLA	12/14/06	
Individual - 5 sets		
90 Sarah Pavan vs. USC	12/11/04	
Team - 3 sets		
146 vs. Washington	12/17/05	
Team - 4 sets		
213 vs. UCLA	12/12/03	
Team - 5 sets		
275 vs. USC	12/11/04	

Postseason Match Attack Pct. (All-Time)

Individual - 3 sets		
.737 Melissa Elmer (15-1-19) vs. Dayton	12/6/03	
Individual - 4 sets		
.824 Cecilia Hall (14-0-17) at Washington	12/12/14	
Individual - 5 sets		
.615 Lauren Stivirs (19-3-26) vs. Stanford	12/15/18	
Team - 3 sets		
.486 vs. Morgan State	12/4/98	
Team - 4 sets		
.406 vs. Arkansas	12/7/96	
Team - 5 sets		
.300 vs. Michigan State	12/7/07	

Postseason Match Attack Pct. (Rally Scoring)

Individual - 3 sets		
.737 Melissa Elmer (15-1-19) vs. Dayton	12/6/03	
Individual - 4 sets		
.824 Cecilia Hall (14-0-17) at Washington	12/12/14	
Individual - 5 sets		
.615 Lauren Stivirs (19-3-26) vs. Stanford	12/15/18	
Team - 3 sets		
.467 vs. UAB	12/6/08	
Team - 4 sets		
.444 vs. UCLA	12/12/03	
Team - 5 sets		
.300 vs. Michigan State	12/7/07	

Postseason Match Assists (All-Time)

Individual - 3 sets		
56 Val Novak vs. Illinois	12/9/90	
Individual - 4 sets		
87 Christy Johnson vs. Texas	12/16/95	
Individual - 5 sets		
87 Tisha Delaney vs. Penn State	12/12/86	
Team - 3 sets		
65 vs. Arizona	12/9/00	
Team - 4 sets		
94 vs. Texas	12/16/95	
Team - 5 sets		
90 vs. Penn State	12/12/86	

Postseason Match Assists (Rally Scoring)

Individual - 3 sets		
47 Kelly Hunter vs. BYU	12/11/15	
Individual - 4 sets		
58 Rachel Holloway vs. Stanford	12/16/06	
Individual - 5 sets		
65 Rachel Holloway vs. Minnesota	12/9/06	
Team - 3 sets		
58 vs. Wichita State	12/4/04	
Team - 4 sets		
65 vs. Stanford	12/16/06	
Team - 5 sets		
80 vs. USC	12/11/04	

Postseason Match Aces (All-Time)

Individual - 3 sets		
5 Six tied		
Individual - 4 sets		
7 Keonilei Akana at Texas	12/11/21	
Individual - 5 sets		
7 Nancy Metcalf (Meendering) vs. Florida	12/8/01	
Team - 3 sets		
14 vs. Alabama A&M	12/2/05	
Team - 4 sets		
13 vs. Pittsburgh	12/6/86	
Team - 5 sets		
10 vs. Penn State	12/14/17	

Postseason Match Aces (Rally Scoring)

Individual - 3 sets		
5 Jordan Larson vs. South Dakota State	11/30/07	
5 Jordan Larson vs. Wichita State	12/1/07	
5 Lexi Sun vs. Baylor	4/18/21	
Individual - 4 sets		
7 Keonilei Akana at Texas	12/11/21	
Individual - 5 sets		
7 Nancy Metcalf (Meendering) vs. Florida	12/8/01	
Team - 3 sets		
14 vs. Alabama A&M	12/2/05	
Team - 4 sets		
7 vs. American	12/1/06	
7 vs. Washington	12/12/15	
7 vs. Missouri	12/7/19	
Team - 5 sets		
10 vs. Penn State	12/14/17	

Postseason Match Digs (All-Time)

Individual - 3 sets		
24 Kayla Banwarth vs. Coastal Carolina	12/4/09	
24 Justine Wong-Orantes vs. TCU	12/3/16	
Individual - 4 sets		
29 Billie Winsett vs. Penn State	12/10/94	
29 Dani Busboom vs. UCLA	12/14/06	
Individual - 5 sets		
30 Amanda McCormick vs. USC	12/11/04	
Team - 3 sets		
71 vs. Florida State	12/4/21	
Team - 4 sets		
98 vs. Penn State	12/10/94	
Team - 5 sets		
109 vs. USC	12/11/04	

Postseason Match Digs (Rally Scoring)

Individual - 3 sets		
24 Kayla Banwarth vs. Coastal Carolina	12/4/09	
24 Justine Wong-Orantes vs. TCU	12/3/16	
Individual - 4 sets		
29 Dani Busboom vs. UCLA	12/14/06	
Individual - 5 sets		
30 Amanda McCormick vs. USC	12/11/04	
Team - 3 sets		
71 vs. Florida State	12/4/21	
Team - 4 sets		
95 vs. UCLA	12/12/03	
Team - 5 sets		
109 vs. USC	12/11/04	

Postseason Match Blocks (All-Time)

Individual - 3 sets		
10 Melissa Elmer vs. Duke	12/3/05	
10 Melissa Elmer vs. Florida	12/10/05	
10 Amber Rolfzen vs. Hofstra	12/5/14	
Individual - 4 sets		
13 Stephanie Thater vs. Ohio State	12/14/91	
Individual - 5 sets		
13 Tonia Tauke vs. Pepperdine	12/11/98	
Team - 3 sets		
20 vs. Ohio State	12/8/00	
Team - 4 sets		
23 vs. Hawaii	12/14/00	
Team - 5 sets		
33 Penn State	12/12/86	

Postseason Match Blocks (Rally Scoring)

Individual - 3 sets		
10 Melissa Elmer vs. Duke	12/3/05	
10 Melissa Elmer vs. Florida	12/10/05	
10 Amber Rolfzen vs. Hofstra	12/5/14	
Individual - 4 sets		
10 Greichaly Cepero at Kansas State	12/1/01	
10 Jenny Kropp vs. Colorado State	12/7/01	
10 Tracy Stalls vs. American	12/1/06	
Individual - 5 sets		
10 Melissa Elmer vs. USC	12/11/04	
Team - 3 sets		
19.5 vs. Hofstra	12/5/14	
Team - 4 sets		
18 at Kansas State	12/1/01	
18 vs. Colorado State	12/7/01	
Team - 5 sets		
20 vs. USC	12/11/04	

NCAA TOURNAMENT SEASON/CAREER RECORDS

Postseason Season Kills

1.	119	Nancy Metcalf (Meendering)	1998
2.	106	Sarah Pavan	2006
3.	104	Allison Weston	1995
4.	101	Mikaela Foecke	2018
5.	94	Enid Schonewise	1986

Postseason Season Attacks

1.	317	Nancy Metcalf (Meendering)	1998
2.	246	Madi Kubik	2021
3.	237	Sarah Pavan	2006
4.	235	Mikaela Foecke	2018
5.	234	Jordan Larson	2006

Postseason Season Assists

1.	307	Christy Johnson	1995
2.	296	Rachel Holloway	2006
3.	287	Fiona Nepo	1998
4.	280	Greichaly Cepero	2000
5.	274	Kelly Hunter	2015

Postseason Season Aces

1.	13	Kenzie Maloney	2017
2.	12	Jordan Larson	2006
12		Jordan Larson	2007
4.	10	Becki Bolli	1989
10		Kim Behrends	2000
10		Nancy Metcalf (Meendering)	2001
10		Keonilei Akana	2021
10		Kenzie Knuckles	2021

Postseason Season Digs

1.	115	Dani Busboom	2006
2.	108	Justine Wong-Orantes	2015
3.	89	Jordan Larson	2006
4.	84	Kenzie Maloney	2018
5.	82	Lexi Rodriguez	2021

Postseason Season Blocks

1.	41	Tonia Tauke	1998
2.	40	Amber Holmquist	2000
3.	39	Melissa Elmer	2005
4.	36	Allison Weston	1995
36		Jenny Kropp	2000

Postseason Season Solo Blocks

1.	9	Tonia Tauke	1998
9		Greichaly Cepero	2000
3.	7	Jordan Larson	2006
7		Amanda Gates	2008
5.	6	Greichaly Cepero	2001
6		Melissa Elmer	2004
6		Jordan Larson	2007

Postseason Career Matches Played

1.	24	Lauren Stivrins	2017-21
2.	23	Mikaela Foecke	2015-18
23		Kenzie Maloney	2015-18
4.	21	Jordan Larson	2005-08
21		Rachel Schwartz	2005-08
21		Annika Albrecht	2014-17
21		Nicklin Hames	2018-22

Postseason Career Sets Played

1.	96	Lauren Stivrins	2017-21
2.	82	Mikaela Foecke	2015-18
82		Kenzie Maloney	2015-18
4.	76	Nicklin Hames	2018-22
5.	75	Annika Albrecht	2014-17

Postseason Career Kills

1.	309	Mikaela Foecke	2015-18
2.	304	Sarah Pavan	2004-07
3.	252	Nancy Metcalf (Meendering)	1997-2001
4.	238	Jordan Larson	2005-08
5.	227	Allison Weston	1992-95

Postseason Career Kills Per Set

1.	5.27	Allison Weston	1992-95
2.	4.64	Lisa Reitsma	1994-97
3.	4.58	Nancy Metcalf (Meendering)	1997-2001
4.	4.47	Cris Hall	1988-91
5.	4.41	Sarah Pavan	2004-07

Postseason Career Attacks

1.	749	Mikaela Foecke	2015-18
2.	680	Sarah Pavan	2004-07
3.	646	Jordan Larson	2005-08
4.	644	Nancy Metcalf (Meendering)	1997-2001
5.	584	Kadie Rolfzen	2013-16

Postseason Career Attack Pct. (minimum 50 kills)

1.	.384	Cecilia Hall	2012-15
2.	.377	Lauren Stivrins	2017-21
3.	.376	Briana Holman	2016-17
4.	.352	Amanda Gates	2005-08
5.	.346	Amber Holmquist	1999-2002

Postseason Career Assists

1.	803	Nicklin Hames	2018-21
2.	699	Kelly Hunter	2013-17
3.	687	Fiona Nepo	1995-98
4.	670	Greichaly Cepero	1999-2002
5.	535	Christy Johnson	1991-95

Postseason Career Aces

1.	36	Jordan Larson	2005-08
2.	26	Mikaela Foecke	2015-18
3.	21	Nicklin Hames	2018-22
4.	18	Jennifer Saleaumua	2002-05
5.	17	Val Novak	1987-90
17		Sarah Pavan	2004-07
17		Kayla Banwarth	2007-10

Postseason Career Digs

1.	253	Kayla Banwarth	2007-10
2.	238	Jordan Larson	2005-08
3.	234	Nicklin Hames	2018-22
4.	224	Kenzie Maloney	2015-18
5.	219	Dani Busboom	2003-06

Postseason Career Blocks

1.	112	Amber Holmquist	1999-2002
2.	106	Tracy Stalls	2004-07
3.	97	Melissa Elmer	2002-05
4.	91	Lauren Stivrins	2017-21
5.	78	Jenny Kropp	1998-2001

Postseason Career Solo Blocks

1.	20	Greichaly Cepero	1999-2002
2.	16	Jordan Larson	2005-08
3.	15	Amber Holmquist	1999-2002
4.	13	Virginia Stahr	1986-89
5.	12	Megan Korver	1996-98

BOB DEVANEY SPORTS CENTER RECORDS (OPENED FOR VOLLEYBALL IN 2013)

Kills			Service Aces			Annual Attendance				
Individual - 3 sets			Individual - 3 sets			Year	Matches	Attendance	Avg	NCAA Rank
21	Kelsey Robinson vs. Minnesota	10/4/13	6	Annika Albrecht vs. Rutgers	10/30/15	1985	15	14,443	963	N/A
21	Kelsey Robinson vs. Texas	12/14/13	Individual - 4 sets			1986	16	14,058	879	N/A
Individual - 4 sets			5	Tyanna Omazic (Missouri)	12/7/19	1987	17	12,249	721	N/A
27	Stephanie Samedy (Minnesota)	2/19/21	Individual - 5 sets			1988	15	20,214	1,348	N/A
Individual - 5 sets			5	Megan Yett (Utah)	9/11/21	1989	19	34,400	1,811	N/A
29	Kelsey Robinson vs. Wisconsin	10/5/13	Team - 3 sets			1990	18	54,554	3,031	1st
Team - 3 sets			11	vs. Denver	9/12/14	1991	15	49,828	3,322	1st
54	Stanford	8/31/14	Team - 4 sets			1992	13	42,151	3,242	1st
54	vs. Florida State	12/4/21	11	vs. Iowa	10/3/18	1993	14	35,009	2,501	2nd
Team - 4 sets			Team - 5 sets			1994	17	60,028	3,531	2nd
71	Minnesota	10/23/15	10	Utah	9/11/21	1995	14	53,604	3,829	2nd
Team - 5 sets			Digs			1996	10	36,912	3,691	2nd
77	Ohio State	10/4/14	Individual - 3 sets			1997	17	60,551	3,562	2nd
Attacks			24	Justine Wong-Orantes vs. TCU	12/3/16	1998	18	69,594	3,866	2nd
Individual - 3 sets			Individual - 4 sets			1999	19	71,376	3,767	2nd
51	Madi Kubik vs. Maryland	11/12/21	33	Katie Mosher (Florida State)	8/29/14	2000	19	80,252	4,224	2nd
Individual - 4 sets			Individual - 5 sets			2001	16	69,053	4,316	2nd
82	Jacqueline Quade (Illinois)	10/27/18	45	Carissa Barnes (A&M-Corpus Christi vs. Tulsa)	8/27/22	2002	18	79,024	4,390	2nd
Individual - 5 sets			Team - 3 sets			2003	15	63,587	4,239	3rd
68	Sarah Wilhite (Minnesota)	10/23/16	79	Ohio State	9/24/22	2004	16	69,378	4,336	2nd
68	Dani Drews (Utah)	9/11/21	Team - 4 sets			2005	20	119,383	5,969	2nd
Team - 3 sets			104	Illinois	10/27/18	2006	19	78,598	4,137	2nd
145	vs. Florida State	12/4/21	Team - 5 sets			2007	18	92,517	5,140	2nd
Team - 4 sets			104	vs. Penn State	11/2/18	2008	15	71,539	4,769	2nd
203	vs. Illinois	10/27/18	Blocks			2009	18	93,554	5,197	2nd
Team - 5 sets			Individual - 3 sets			2010	15	69,479	4,632	2nd
211	Penn State	11/2/18	13	Cecilia Hall vs. Michigan	11/22/14	2011	15	61,975	4,132	2nd
Attack Percentage <small>(minimum 10 kills)</small>			Individual - 4 sets			2012	18	77,164	4,287	2nd
Individual - 3 sets			13	Callie Schwarzenbach vs. New Mexico	9/14/18	2013	19	155,324	8,175	1st
.800	Mikaela Foecke vs. Rutgers (12-0-15)	11/12/17	Individual - 5 sets			2014	18	145,493	8,083	1st
Individual - 4 sets			10	Haleigh Nelson (Wisconsin)	10/5/13	2015	18	147,714	8,206	1st
.850	Lauren Stivrins vs. Maryland (18-1-20)	2/5/21	10	Cecilia Hall vs. Northwestern	11/2/13	2016	19	155,986	8,210	1st
Individual - 5 sets			10	Briana Holman vs. Minnesota	10/23/16	2017	17	139,432	8,202	1st
.583	Briana Holman vs. Penn State (17-3-24)	12/9/16	10	Lauren Stivrins vs. Penn State	11/2/18	2018	21	172,307	8,205	1st
Team - 3 sets			10	Lindsay Krause vs. Omaha	9/3/21	2019	19	155,531	8,186	1st
.576	vs. Oral Roberts (38-4-59)	9/1/17	Team - 3 sets			2020	7	(No attendance due to Big Ten COVID policies)		
Team - 4 sets			19.5	vs. Hofstra	12/5/14	2021	18	147,104	8,172	1st
.373	vs. Iowa (58-14-118)	10/3/18	Team - 4 sets			2022	19	155,618	8,190	1st
Team - 5 sets			20.0	Minnesota	2/19/21	Top 10 Attendance Marks				
.289	Utah (69-23-159)	12/6/14	Team - 5 sets			No.	Attendance	Opponent	Date	
Assists			20.0	vs. Penn State	11/2/18	1.	8,632	Stanford	9/18/19	
Individual - 3 sets			Top 10 Attendance Marks			2.	8,585	Penn State	10/3/14	
46	Madi Bugg (Stanford)	8/31/14	Individual - 4 sets			3.	8,569	Florida State	8/29/14	
Individual - 4 sets			56	Alexis Viliumas (Illinois)	10/18/14	4.	8,562	Stanford	8/31/14	
Individual - 5 sets			Team - 3 sets			5.	8,561	Penn State	11/30/13	
65	Kelly Hunter vs. Minnesota	10/23/16	53	Stanford	8/31/14	6.	8,539	Colgate	9/13/14	
Team - 3 sets			Team - 4 sets			7.	8,515	Minnesota	10/23/15	
65	Minnesota	10/23/15	65	Minnesota	10/23/15	8.	8,493	Wisconsin	10/24/15	
Team - 4 sets			Team - 5 sets			9.	8,476	Wisconsin	10/21/16	
74	Ohio State	10/4/14	Team - 5 sets			10.	8,462	Indiana	11/8/14	

Note: Only includes matches since the Devaney Center was reconfigured for volleyball in 2013.

NEBRASKA'S OPPONENT MATCH RECORDS

Most Kills

Team		
87	vs. USC	12/11/04
77	Florida	12/8/01
77	Ohio State	10/4/14
77	Georgia Tech	9/14/03
76	at Texas	10/20/04
76	Illinois	9/11/10
76	at Indiana	10/6/12
75	at Long Beach State	9/1/21
75	at Texas	11/26/05
75	at Texas	10/18/06

Individual

31	Aury Cruz, Florida	12/8/01
30	Bethany Howden, Texas	11/12/03
30	Keao Burdine, USC	12/11/04
28	Jacqueline Quade, Illinois	12/13/18
27	Jenilee Rathje, Michigan State	9/30/11
27	Stephanie Samedy, Minnesota	2/19/21
27	Dani Drews, Utah	9/11/21
26	Taryn Koth, Creighton	9/6/18
26	Temí Thomas-Ailara, Northwestern	11/6/22

Fewest Kills

12	Louisiana-Monroe	8/30/13
14	Indiana	11/4/17
16	Alabama A&M	12/2/05
17	at Rutgers	9/30/22
17	Iowa	11/11/22

Most Attacking Errors

50	Baylor	11/17/01
44	at Texas A&M	10/14/01
42	at Colorado	11/26/03
38	Missouri	10/3/01
38	Santa Clara	9/12/03
38	vs. USC	12/11/04
38	at Texas	11/26/05
38	Michigan	11/4/11

Fewest Attacking Errors

6	at Purdue	11/12/11
8	vs. Texas	12/15/16
9	Wisconsin	10/5/19
11	at Texas	10/24/07
11	at Texas Tech	10/1/08
11	Colorado	9/18/10
11	Texas	12/14/13

Most Attacks

260	vs. USC	12/11/04
224	Missouri	10/15/03
211	Penn State	10/28/12
211	Penn State	11/2/18
205	at Minnesota	11/23/16

Fewest Attacks

71	Montana State	9/16/16
76	at Texas Tech	10/1/08
77	Texas Tech	11/22/08
77	Maryland	2/6/21
77	Iowa	3/20/21

Highest Attack Percentage

.410	at Purdue	11/12/11
.376	Wisconsin	10/5/19
.371	at Texas	10/24/07
.365	Stanford	8/31/14
.342	Texas	12/12/09
.336	vs. Texas	4/19/21
.335	at Minnesota	11/10/13
.333	at Texas	11/19/08
.331	at Michigan	10/12/14
.331	at Wisconsin	11/24/19

Lowest Attack Percentage

-.132	vs. Louisiana-Monroe	8/30/13
-.108	Delaware State	12/1/22
-.089	at Iowa State	10/30/04
-.088	Middle Tennessee State	9/2/06
-.072	Alabama A&M	12/2/05
-.070	Iowa	11/11/22
-.068	Creighton	9/29/02
-.064	Oral Roberts	9/1/17
-.062	Indiana	11/4/17
-.055	Texas Tech	11/3/04

Most Assists

80	vs. USC	12/11/04
74	Georgia Tech	9/14/03
74	Ohio State	10/4/14
73	at Texas	11/26/05
73	at Texas	10/18/06
73	Illinois	9/11/10

Fewest Assists

11	Alabama A&M	12/2/05
12	Louisiana-Monroe	8/30/13
14	Indiana	11/4/17
15	vs. Louisiana Lafayette	9/4/09
15	at Rutgers	9/30/22

Most Service Aces

10	UCLA	9/9/01
10	at Purdue	10/26/19
10	Utah	9/11/21
9	at Kansas State	11/15/03
9	Kansas	11/12/04
9	at Penn State	10/29/11
9	vs. Illinois	12/13/18
9	vs. Stanford	12/15/18

Fewest Service Aces

0	67 times	
---	----------	--

Most Service Errors

23	Stanford	9/13/22
20	Ohio State	9/24/22
16	at Kansas	10/8/03
16	Wisconsin	10/5/13

Fewest Service Errors

0	vs. Valparaiso	12/5/03
0	vs. Northern Iowa	12/5/09
0	Texas Tech	10/20/10
0	vs. Florida State	12/4/21

Most Digs

129	vs. USC	12/11/04
107	at Minnesota	10/30/21
106	Missouri	10/15/03
105	UCLA	12/12/03
104	Illinois	10/27/18

Fewest Digs

14	Oral Roberts	9/1/17
17	Indiana	11/8/14
18	Iowa	3/20/21
19	Maryland	11/8/17
19	Rutgers	11/3/18
19	Montana State	9/16/16

Most Blocks

24	vs. Wisconsin	12/18/21
20	Minnesota	2/19/21
18.5	at Maryland	10/2/22
17	at Kansas State	11/25/09
17	Penn State	12/9/16

Fewest Blocks

0	Iowa State	11/13/02
0	at Missouri	11/27/02
0	South Dakota State	11/30/07
0	at Colorado	11/13/10
0	at Iowa	11/22/11
0	Iowa0	11/21/12
0	Fairfield	12/6/13
0	Colgate	9/13/14
0	Ball State	12/6/19
0	Delaware State	12/1/22

ANNUAL INDIVIDUAL LEADERS

Kills			2018	Mikaela Foecke	3.86	2007	Rachel Holloway	1,358	1996	Jaime Krondak	37
1983	Cathy Noth	385	2019	Lexi Sun	3.57	2008	Sydney Anderson	1,369	1997	Fiona Nepo	32
1984	Cathy Noth	420	2020*	Lexi Sun	3.64	2009	Sydney Anderson	1,314	1998	Jaime Krondak	37
1985	Enid Schonewiese	363	2021	Madi Kubik	3.49	2010	Lauren Cook	657	1999	Lindsay Wischmeier	30
1986	Enid Schonewiese	493	2022	Madi Kubik	3.11	2011	Lauren Cook	1,169	2000	Kim Behrends	36
1987	Kathi DeBoer	529	Attack Percentage			2012	Lauren Cook	1,372	2001	Nancy Metcalf (Meendering)	44
1988	Linda Barsness	465	1983	Karen Dahlgren	.388	2013	Mary Pollmiller	1,279	2002	Jennifer Saleaumua	30
1989	Eileen Shannon	479	1984	Cathy Noth	.398	2014	Mary Pollmiller	1,211	2003	Michelle Lynch	47
1990	Cris Hall	403	1985	Karen Dahlgren	.371	2015	Kelly Hunter	1,501	2004	Christina Houghtelling	26
1991	Stephanie Thater	426	1986	Karen Dahlgren	.392	2016	Kelly Hunter	1,315	2005	Jordan Larson	41
1992	Eileen Shannon	328	1987	Virginia Stahr	.397	2017	Kelly Hunter	1,244	2006	Jordan Larson	53
1993	Allison Weston	500	1988	Virginia Stahr	.404	2018	Nicklin Hames	1,395	2007	Jordan Larson	53
1994	Allison Weston	514	1989	Virginia Stahr	.440	2019	Nicklin Hames	1,295	2008	Jordan Larson	39
1995	Allison Weston	487	1990	Stephanie Thater	.381	2020*	Nicklin Hames	720	2009	Tara Mueller	31
1996	Lisa Reitsma	611	1991	Stephanie Thater	.353	2021	Nicklin Hames	1,226	2010	Lauren Cook/Tara Mueller	27
1997	Lisa Reitsma	561	1992	Stephanie Thater	.346	2022	Nicklin Hames	448	2011	Gina Mancuso/Hannah Werth	17
1998	Nancy Metcalf (Meendering)	518	1993	Allison Weston	.371	Assists Per Set			2012	Gina Mancuso	34
1999	Nancy Metcalf (Meendering)	580	1994	Peggy Meyer	.385	1985	Tisha Delaney	11.84	2013	Kelsey Robinson	32
2000	Laura Pilakowski	430	1995	Allison Weston	.380	1986	Tisha Delaney	12.57	2014	Annika Albrecht	36
2001	Nancy Metcalf (Meendering)	459	1996	Tonia Tauke	.326	1987	Lori Endicott	11.34	2015	Annika Albrecht	41
2002	Laura Pilakowski	380	1997	Tonia Tauke/Katie Jahnke	.302	1988	Lori Endicott	13.37	2016	Annika Albrecht	28
2003	Jennifer Saleaumua	370	1998	Megan Korver	.358	1989	Val Novak	13.74	2017	Mikaela Foecke	39
2004	Sarah Pavan	481	1999	Amber Holmquist	.373	1990	Val Novak	12.77	2018	Mikaela Foecke	46
2005	Sarah Pavan	443	2000	Amber Holmquist	.406	1991	Nikki Stricker	12.66	2019	Nicklin Hames	26
2006	Sarah Pavan	586	2001	Amber Holmquist	.388	1992	Nikki Stricker	11.20	2020*	Lexi Sun	26
2007	Sarah Pavan	498	2002	Amber Holmquist	.402	1993	Nikki Stricker	12.80	2021	Keonilei Akana	42
2008	Jordan Larson	463	2003	Melissa Elmer	.352	1994	Christy Johnson	14.17	2022	Whitney Lauenstein	28
2009	Hannah Werth	343	2004	Melissa Elmer	.345	1995	Christy Johnson	13.90	Digs		
2010	Lindsey Licht	303	2005	Melissa Elmer	.383	1996	Fiona Nepo	13.66	1983	Erin Dean	335
2011	Gina Mancuso	407	2006	Tracy Stalls	.400	1997	Fiona Nepo	13.58	1984	Cathy Noth	281
2012	Gina Mancuso	428	2007	Tracy Stalls	.473	1998	Fiona Nepo	13.79	1985	Annie Adamczak	354
2013	Kelsey Robinson	530	2008	Kori Cooper	.396	1999	Jill McWilliams	6.47	1986	Tisha Delaney	362
2014	Kadie Rolfzen	405	2009	Kori Cooper	.372	2000	Greichaly Cepero	11.90	1987	Kathi DeBoer	372
2015	Kadie Rolfzen	412	2010	Brooke Delano	.406	2001	Greichaly Cepero	12.43	1988	Val Novak	350
2016	Kadie Rolfzen	370	2011	Brooke Delano	.331	2002	Greichaly Cepero	12.46	1989	Virginia Stahr	298
2017	Mikaela Foecke	441	2012	Meghan Haggerty	.333	2003	Michelle Lynch	7.21	1990	Eileen Shannon	283
2018	Mikaela Foecke	514	2013	Kelsey Robinson	.318	2004	Dani Busboom	13.10	1991	Cris Hall	357
2019	Lexi Sun	425	2014	Kelsey Fien	.267	2005	Maggie Griffin	7.49	1992	Eileen Shannon	254
2020*	Lexi Sun	240	2015	Amber Rolfzen	.358	2006	Rachel Holloway	13.42	1993	Maria Hedbeck	359
2021	Madi Kubik	412	2016	Briana Holman	.350	2007	Rachel Holloway	13.58	1994	Kelly Aspegren	320
2022	Madi Kubik	339	2017	Briana Holman	.358	2008	Sydney Anderson	11.60	1995	Billie Winsett	290
Kills Per Set			2018	Lauren Stivrins	.421	2009	Sydney Anderson	11.53	1997	Kate Crnich	390
1990	Cris Hall	3.84	2019	Lauren Stivrins	.374	2010	Lauren Cook	6.08	1997	Mandy Monson	338
1991	Stephanie Thater	3.87	2020*	Lauren Stivrins	.468	2011	Lauren Cook	11.03	1998	Jaime Krondak	290
1992	Stephanie Thater	3.88	2021	Kayla Caffey	.363	2012	Lauren Cook	11.15	1999	Mandy Monson	383
1993	Allison Weston	4.59	2022	Bekka Allick	.326	2013	Mary Pollmiller	10.75	2000	Angie Oxley	327
1994	Allison Weston	4.99	Assists			2014	Mary Pollmiller	10.26	2001	Nancy Metcalf (Meendering)	327
1995	Allison Weston	4.59	1985	Tisha Delaney	1,172	2015	Kelly Hunter	11.64	2002	Lindsay Wischmeier	346
1996	Lisa Reitsma	5.05	1986	Tisha Delaney	1,433	2016	Kelly Hunter	11.24	2003	Jennifer Saleaumua	441
1997	Lisa Reitsma	4.75	1987	Lori Endicott	1,350	2017	Kelly Hunter	10.72	2004	Amanda McCormick	480
1998	Nancy Metcalf (Meendering)	4.84	1988	Lori Endicott	1,524	2018	Nicklin Hames	10.49	2005	Jennifer Saleaumua	436
1999	Nancy Metcalf (Meendering)	5.09	1989	Val Novak	1,608	2019	Nicklin Hames	10.89	2006	Dani Busboom	580
2000	Laura Pilakowski	4.30	1990	Val Novak	1,533	2020*	Nicklin Hames	10.91	2007	Christina Houghtelling	383
2001	Nancy Metcalf (Meendering)	4.29	1991	Nikki Stricker	1,367	2021	Nicklin Hames	10.75	2008	Kayla Banwarth	470
2002	Laura Pilakowski	3.76	1992	Nikki Stricker	997	2022	Nicklin Hames	5.74	2009	Kayla Banwarth	570
2003	Jennifer Saleaumua	3.27	1993	Nikki Stricker	1,395	Service Aces			2010	Kayla Banwarth	520
2004	Sarah Pavan	4.54	1994	Christy Johnson	1,460	1983	Mary Buysse	65	2011	Lara Dykstra	399
2005	Sarah Pavan	3.82	1995	Christy Johnson	1,432	1984	Mary Buysse	69	2012	Hannah Werth	390
2006	Sarah Pavan	5.10	1996	Fiona Nepo	1,653	1985	Tisha Delaney	40	2013	Justine Wong-Orantes	399
2007	Sarah Pavan	4.83	1997	Fiona Nepo	1,602	1986	Tisha Delaney	49	2014	Justine Wong-Orantes	454
2008	Jordan Larson	3.92	1998	Fiona Nepo	1,531	1987	Virginia Stahr	63	2015	Justine Wong-Orantes	555
2009	Hannah Werth	3.18	1999	Jill McWilliams	725	1988	Virginia Stahr	44	2016	Justine Wong-Orantes	482
2010	Lindsey Licht	2.81	2000	Greichaly Cepero	1,297	1989	Val Novak	58	2017	Kenzie Maloney	452
2011	Gina Mancuso	3.60	2001	Greichaly Cepero	1,342	1990	Val Novak	45	2018	Kenzie Maloney	536
2012	Gina Mancuso	3.48	2002	Greichaly Cepero	1,246	1991	Kim Tonniges	36	2019	Kenzie Knuckles	444
2013	Kelsey Robinson	4.45	2003	Michelle Lynch	843	1992	Laura Luther	34	2020*	Kenzie Knuckles	232
2014	Kadie Rolfzen	3.55	2004	Dani Busboom	1,389	1993	Kelly Aspegren	51	2021	Lexi Rodriguez	524
2015	Kadie Rolfzen	3.30	2005	Maggie Griffin	869	1994	Kelly Aspegren	45	2022	Lexi Rodriguez	464
2016	Kadie Rolfzen	3.16	2006	Rachel Holloway	1,503	1995	Maria Hedbeck	29			
2017	Mikaela Foecke	3.53									

ANNUAL INDIVIDUAL LEADERS

Digs Per Set

1990	Cris Hall	2.69
1991	Cris Hall	3.25
1992	Eileen Shannon	2.65
1993	Maria Hedbeck	3.45
1994	Kelly Aspegren	3.11
1995	Billie Winsett	2.74
1996	Kate Crnich	3.30
1997	Mandy Monson	3.25
1998	Mandy Monson	3.06
1999	Mandy Monson	3.42
2000	Angie Oxley	2.87
2001	Nancy Metcalf (Meendering)	3.06
2002	Lindsay Wischmeier	3.36
2003	Jennifer Saleaumua	3.90
2004	Amanda McCormick	4.53
2005	Jennifer Saleaumua	3.76
2006	Dani Busboom	5.04
2007	Christina Houghtelling	3.95
2008	Kayla Banwarth	4.12
2009	Kayla Banwarth	4.96
2010	Kayla Banwarth	4.81
2011	Lara Dykstra	3.59
2012	Hannah Werth	3.31
2013	Justine Wong-Orantes	3.50
2014	Justine Wong-Orantes	3.85
2015	Justine Wong-Orantes	4.55
2016	Justine Wong-Orantes	4.23
2017	Kenzie Maloney	3.62
2018	Kenzie Maloney	4.03
2019	Kenzie Knuckles	3.83
2020*	Kenzie Knuckles	3.52
2021	Lexi Rodriguez	4.33
2022	Lexi Rodriguez	4.26

Total Blocks

1983	Karen Dahlgren	129
1984	Karen Dahlgren	161
1985	Karen Dahlgren	129
1986	Karen Dahlgren	139
1987	Carla Baker	145
1988	Virginia Stahr	142
1989	Virginia Stahr	140
1990	Stephanie Thater	197
1991	Stephanie Thater	185
1992	Stephanie Thater	161
1993	Jen McFadden	154
1994	Allison Weston	105
1995	Allison Weston	144
1996	Megan Korver	185
1997	Lisa Reitsma	153
1998	Tonia Tauke	188
1999	Nancy Metcalf (Meendering)	153
2000	Amber Holmquist	220
2001	Amber Holmquist	190
2002	Amber Holmquist	197
2003	Melissa Elmer	169
2004	Melissa Elmer	200
2005	Melissa Elmer	250
2006	Tracy Stalls	162
2007	Tracy Stalls	116
2008	Amanda Gates	133
2009	Brooke Delano	119
2010	Brooke Delano	153
2011	Brooke Delano	103
2012	Hayley Thrasher	140
2013	Cecilia Hall	140
2014	Meghan Haggerty	140
2015	Amber Rolfzen	182
2016	Amber Rolfzen	161
2017	Briana Holman	142

2018	Callie Schwarzenbach	177
2019	Callie Schwarzenbach	128
2020*	Lauren Stivins	64
2021	Kayla Caffey	118
2022	Kaitlyn Hord	175

Blocks Per Set

1990	Stephanie Thater	1.67
1991	Stephanie Thater	1.68
1992	Stephanie Thater	1.92
1993	Jen McFadden	1.86
1994	Jen McFadden	1.18
1995	Allison Weston	1.36
1996	Megan Korver	1.53
1997	Megan Korver/Lisa Reitsma	1.30
1998	Tonia Tauke	1.72
1999	Amber Holmquist	1.75
2000	Amber Holmquist	1.98
2001	Amber Holmquist	1.82
2002	Amber Holmquist	2.01
2003	Melissa Elmer	1.59
2004	Melissa Elmer	1.89
2005	Melissa Elmer	2.17
2006	Tracy Stalls	1.41
2007	Tracy Stalls	1.13
2008	Amanda Gates	1.14
2009	Brooke Delano	1.09
2010	Brooke Delano	1.42
2011	Hayley Thrasher	1.08
2012	Hayley Thrasher	1.17
2013	Cecilia Hall	1.31
2014	Cecilia Hall	1.29
2015	Amber Rolfzen	1.58
2016	Amber Rolfzen	1.38
2017	Briana Holman	1.16
2018	Callie Schwarzenbach	1.33
2019	Callie Schwarzenbach	1.11
2020*	Callie Schwarzenbach	1.14
2021	Kayla Caffey	1.11
2022	Kaitlyn Hord	1.61

Pre-2001: Side-out scoring to 15 points;

2001-2007: Rally scoring to 30 points;

2008-present: Rally scoring to 25 points.

*2020 season shortened to conference play only and played in spring 2021

ALL-TIME RECORD BY MONTH (NCAA ERA)

Year	Aug.	Sept.	Oct.	Nov.	Dec.	Total
1982		11-2	10-2	5-1	1-1	27-6
1983		13-1	5-2	11-0	0-1	29-4
1984		9-0	11-3	5-0	2-1	27-4
1985		11-2	7-0	8-0	2-1	28-3
1986		10-3	8-1	7-1	4-1	29-6
1987		13-0	10-1	5-3	2-1	30-5
1988		11-2	9-1	7-1	1-1	28-5
1989	1-0	9-0	8-1	7-2	4-1	29-4
1990		12-1	8-1	10-0	2-1	32-3
1991	2-0	8-3	7-0	8-1	2-1	27-5
1992		8-2	7-0	6-3	1-1	22-6
1993		12-1	5-2	7-2	1-1	25-6
1994		13-0	8-0	8-0	2-1	31-1
1995	1-1	11-0	7-0	8-0	5-0	32-1
1996	3-1	7-1	8-1	9-0	3-1	30-4
1997	2-1	9-1	4-4	10-0	2-1	27-7
1998		11-0	10-0	7-1	4-1	32-2
1999	0-2	10-1	7-2	8-0	2-1	27-6
2000		13-0	8-0	7-0	6-0	34-0
2001	2-0	8-1	9-0	9-0	3-1	31-2
2002	1-0	10-1	9-0	8-0	3-1	31-2
2003	3-0	8-1	7-2	8-1	2-1	28-5
2004		10-1	9-0	8-0	3-1	30-2
2005	2-0	10-0	9-0	7-1	5-1	33-2
2006	1-0	12-0	7-0	7-1	6-0	33-1
2007	3-0	9-0	8-1	8-0	2-1	30-2
2008	2-0	10-0	8-1	7-1	4-1	31-3
2009	1-1	9-3	6-2	7-0	3-1	26-7
2010	2-1	11-0	7-1	7-0	2-1	29-3
2011	2-0	8-1	8-1	6-2	1-1	25-5
2012	3-0	8-2	7-1	7-3	1-1	26-7
2013	2-1	7-1	7-2	7-2	3-1	26-7
2014	0-2	8-1	5-4	7-2	3-1	23-10
2015	3-0	8-1	7-3	8-0	6-0	32-4
2016	2-0	10-0	8-1	7-1	4-1	31-3
2017	0-2	11-1	7-1	8-0	6-0	32-4
2018	3-1	10-0	3-5	9-0	4-1	29-7
2019	2-0	8-1	6-2	9-1	3-1	28-5
2020*						16-3
2021	2-0	6-3	8-2	5-2	5-1	26-8
2022	3-0	8-1	8-1	5-3	2-1	26-6
Total	48-13	390-39	300-51	297-35	117-35	1,152-173
Pct.	(.787)	(.909)	(.855)	(.895)	(.770)	(.869)

*The 2020 season was played in the spring of 2021 and Nebraska went 2-0 in January, 5-1 in February, 7-1 in March and 2-1 in April

FEWEST POINTS ALLOWED (RALLY SCORING)

In a Set (Excluding Set 5)

4 2 times (vs. Louisiana-Monroe, 8/30/13; vs. Missouri State, 9/15/18)

In a Match

32 2 times (vs. Maryland, 10/31/15; vs. Rutgers, 11/12/17)

FRESHMAN SEASON RECORDS (ALL-TIME)

Sets Played 133 Nicklin Hames, 2018

133 Callie Schwarzenbach, 2018

Matches Played 36 5 tied

(Foecke, 2015; Stivins, Sweet 2017; Hames, Schwarzenbach 2018)

Kills 481 Sarah Pavan, 2004

Kills Per Set 4.54 Sarah Pavan, 2004

Total Attacks 1,116 Eileen Shannon, 1989

Attack Percentage .388 Karen Dahlgren, 1983

Assists 1,503 Rachel Holloway, 2006

Service Aces 41 Jordan Larson, 2005

Digs 524 Lexi Rodriguez, 2021

Digs Per Set 4.33 Lexi Rodriguez, 2021

Solo Blocks 33 Jen McFadden, 1993

Block Assists 165 Callie Schwarzenbach, 2018

Total Blocks 177 Callie Schwarzenbach, 2018

Blocks Per Set 1.86 Jen McFadden, 1993

ANNUAL SEASON TOTALS

Kills	2012 14.05	2000 1678	1988 1820	2018 215	2006 16.89	1994 2.37
1983 1679	2013 14.37	2001 1575	1989 1885	2019 125	2007 16.38	1995 3.06
1984 1670	2014 13.25	2002 1532	1990 1762	2020* 104	2008 14.69	1996 3.42
1985 1599	2015 14.52	2003 1748	1991 1686	2021 181	2009 15.97	1997 3.31
1986 1913	2016 14.43	2004 1657	1992 1425	2022 128	2010 15.72	1998 3.93
1987 1741	2017 14.22	2005 1823	1993 1882		2011 15.01	1999 3.74
1988 1925	2018 13.32	2006 1863	1994 1619	Aces Per Set	2012 14.37	2000 4.15
1989 2031	2019 13.79	2007 1691	1995 1689	1983 2.79	2013 14.40	2001 4.18
1990 1963	2020* 14.02	2008 1578	1996 1886	1984 2.34	2014 14.40	2002 3.83
1991 1790	2021 13.86	2009 1568	1997 1956	1985 2.14	2015 15.88	2003 3.17
1992 1460	2022 13.41	2010 1505	1998 1860	1986 2.32	2016 15.26	2004 4.02
1993 1732		2011 1426	1999 1908	1987 2.39	2017 15.23	2005 4.12
1994 1765	Attack Percentage	2012 1617	2000 1762	1988 2.18	2018 15.79	2006 3.13
1995 1774	1983 .295	2013 1597	2001 1834	1989 2.06	2019 15.15	2007 2.80
1996 2019	1984 .307	2014 1476	2002 1642	1990 1.84	2020* 14.50	2008 2.57
1997 1966	1985 .295	2015 1730	2003 1941	1991 1.77	2021 16.98	2009 2.38
1998 1908	1986 .331	2016 1558	2004 1846	1992 1.91	2022 15.79	2010 3.04
1999 1870	1987 .286	2017 1632	2005 1731	1993 1.92		2011 2.60
2000 1895	1988 .276	2018 1651	2006 1942	1994 1.89	Blocks	2012 2.58
2001 1790	1989 .310	2019 1529	2007 1687	1995 1.46	1983 345.0	2013 2.84
2002 1747	1990 .289	2020* 847	2008 1734	1996 1.50	1984 355.5	2014 2.91
2003 1915	1991 .289	2021 1547	2009 1837	1997 1.44	1985 295.0	2015 2.77
2004 1823	1992 .269	2022 1331	2010 1698	1998 1.45	1986 552.0	2016 2.82
2005 1986	1993 .273		2011 1696	1999 1.36	1987 327.0	2017 2.40
2006 2001	1994 .318	Assists Per Set	2012 1767	2000 1.67	1988 321.0	2018 2.68
2007 1829	1995 .314	1983 --	2013 1714	2001 1.50	1989 386.0	2019 2.42
2008 1714	1996 .260	1984 --	2014 1699	2002 1.64	1990 384.0	2020* 2.36
2009 1685	1997 .258	1985 13.71	2015 2049	2003 1.92	1991 370.5	2021 2.50
2010 1609	1998 .289	1986 14.06	2016 1785	2004 1.57	1992 344.0	2022 2.77
2011 1532	1999 .258	1987 12.81	2017 1904	2005 1.40	1993 357.5	
2012 1728	2000 .312	1988 15.17	2018 2100	2006 1.52	1994 244.0	Opponent Attack Pct.
2013 1710	2001 .304	1989 15.15	2019 1803	2007 1.82	1995 324.0	1985 .159
2014 1564	2002 .322	1990 14.35	2020* 957	2008 1.31	1996 414.0	1986 .185
2015 1873	2003 .249	1991 14.30	2021 2054	2009 1.13	1997 393.5	1987 .146
2016 1688	2004 .281	1992 13.75	2022 1721	2010 1.18	1998 452.5	1988 .178
2017 1777	2005 .322	1993 15.89		2011 0.81	1999 426.0	1989 .163
2018 1772	2006 .296	1994 15.47	Aces	2012 1.13	2000 477.5	1990 .135
2019 1641	2007 .327	1995 15.32	1983 329	2013 0.97	2001 451.0	1991 .135
2020* 925	2008 .270	1996 14.90	1984 267	2014 1.00	2002 394.0	1992 .124
2021 1677	2009 .256	1997 14.70	1985 214	2015 1.09	2003 371.0	1993 .140
2022 1462	2010 .284	1998 15.25	1986 283	2016 1.21	2004 426.5	1994 .159
	2011 .266	1999 14.70	1987 285	2017 1.47	2005 477.5	1995 .109
Kills Per Set	2012 .292	2000 14.59	1988 248	2018 1.62	2006 359.5	1996 .144
1983 14.23	2013 .270	2001 14.58	1989 245	2019 1.05	2007 288.5	1997 .145
1984 14.65	2014 .236	2002 14.87	1990 223	2020* 1.58	2008 303.5	1998 .125
1985 15.99	2015 .274	2003 14.94	1991 195	2021 1.50	2009 274.0	1999 .126
1986 15.68	2016 .287	2004 15.63	1992 185	2022 1.17	2010 328.0	2000 .121
1987 14.63	2017 .282	2005 15.72	1993 209		2011 294.0	2001 .106
1988 16.89	2018 .265	2006 16.20	1994 195	Digs Per Set	2012 317.5	2002 .109
1989 17.07	2019 .267	2007 16.42	1995 155	1983 14.04	2013 338.0	2003 .133
1990 16.22	2020* .270	2008 13.37	1996 181	1984 13.38	2014 343.5	2004 .103
1991 16.27	2021 .222	2009 13.63	1997 171	1985 16.79	2015 357.5	2005 .126
1992 15.05	2022 .244	2010 13.94	1998 167	1986 16.12	2016 330.0	2006 .144
1993 15.89		2011 12.62	1999 155	1987 14.15	2017 300.5	2007 .153
1994 17.14	Assists	2012 13.15	2000 192	1988 15.96	2018 356.5	2008 .149
1995 16.74	1983 --	2013 13.42	2001 162	1989 15.84	2019 288.0	2009 .153
1996 16.69	1984 --	2014 12.51	2002 169	1990 14.56	2020* 155.5	2010 .145
1997 16.52	1985 1371	2015 13.41	2003 225	1991 15.33	2021 303.0	2011 .145
1998 16.59	1986 1715	2016 13.32	2004 166	1992 14.69	2022 301.5	2012 .196
1999 16.40	1987 1524	2017 13.06	2005 162	1993 17.27		2013 .183
2000 16.48	1988 1729	2018 12.41	2006 175	1994 15.72	Blocks Per Set	2014 .179
2001 16.57	1989 1803	2019 12.85	2007 187	1995 15.93	1983 2.92	2015 .172
2002 16.96	1990 1736	2020* 12.83	2008 154	1996 15.59	1984 3.12	2016 .147
2003 16.37	1991 1573	2021 12.79	2009 130	1997 16.44	1985 2.95	2017 .154
2004 17.20	1992 1334	2022 12.21	2010 127	1998 16.17	1986 4.52	2018 .144
2005 17.12	1993 1732		2011 91	1999 16.74	1987 2.75	2019 .152
2006 17.40	1994 1593	Digs	2012 139	2000 15.32	1988 2.82	2020* .168
2007 17.76	1995 1624	1983 1657	2013 115	2001 16.98	1989 3.24	2021 .148
2008 14.53	1996 1803	1984 1525	2014 118	2002 15.94	1990 3.17	2022 .128
2009 14.65	1997 1749	1985 1679	2015 140	2003 16.59	1991 3.37	
2010 14.90	1998 1754	1986 1967	2016 142	2004 17.42	1992 3.55	
2011 13.56	1999 1676	1987 1684	2017 184	2005 14.92	1993 3.28	

Pre-2001: Side-out scoring to 15 points; 2001-2007: Rally scoring to 30 points; 2008-present: Rally scoring to 25 points.

*2020 season shortened to conference play only and played in spring 2021

ALL-TIME SERIES RECORDS

Opponent	W	L	T	First	Last	Illinois State	5	5	0	1976	2003	Portland State	0	1	0	1977	1977
Alabama	2	0	0	1979	2002	Indiana	22	1	0	1978	2022	Princeton	1	0	0	2000	2000
Alabama A&M	1	0	0	2005	2005	Iona	1	0	0	2004	2004	Purdue	23	8	0	1980	2022
Albany	1	0	0	2011	2011	Iowa	37	0	0	1976	2022	Rhode Island	1	0	0	1986	1986
American	1	0	0	2006	2006	Iowa State	83	2	0	1975	2018	Rutgers	12	1	0	1978	2022
Arizona	6	1	0	1983	2019	Jackson State	1	0	0	2011	2011	St. Catherine's	2	0	0	1976	1976
Arizona State	4	1	1	1977	2021	Kansas	88	0	1	1975	2022	St. Cloud State	2	0	0	1977	1978
Arkansas	3	0	0	1996	2016	Kansas City	1	0	0	1975	1975	St. Louis	3	0	0	1975	2013
Auburn	1	1	0	2010	2013	Kansas State	84	4	0	1975	2021	Sacred Heart	1	0	0	2010	2010
Augsburg	1	0	0	1975	1975	Kentucky	10	2	0	1978	2022	Saint Mary's	3	0	0	2006	2013
Bakersfield	1	0	0	2014	2014	Lamar	2	2	0	1976	1979	Sam Houston State	2	0	0	1978	1979
Ball State	3	0	0	2002	2019	Lewis	1	0	0	1979	1979	San Diego	6	0	0	1998	2019
Baylor	32	0	0	1995	2020	Liberty	1	0	0	2008	2008	San Diego State	3	5	0	1978	1999
Bemidji State	1	0	0	1976	1976	Long Beach State	5	4	0	1976	2022	San Jose State	0	3	0	1977	1985
Bowling Green	2	0	0	1989	1994	Louisiana-Lafayette	1	0	0	2009	2009	Santa Clara	7	0	0	1988	2019
Brigham Young	8	3	0	1976	2015	Louisiana-Monroe	1	0	0	2013	2013	Santa Monica	1	0	0	2017	2017
California	2	2	0	1976	2007	Louisville	5	1	0	1983	2021	South Carolina	1	0	0	2000	2000
Cal Poly	4	1	0	1984	2010	Loyola-Chicago	1	0	0	1997	1997	South Dakota State	2	0	0	1975	2007
Cal State Fullerton	2	0	0	1976	1977	Loyola Marymount	5	0	0	1984	2022	South Florida	2	0	0	1999	2015
Cal State Northridge	0	1	0	1976	1976	LSU	8	0	0	1983	2009	Southern Illinois	3	1	0	1978	1987
Campbell	1	0	0	2021	2021	Maryland	18	0	0	1991	2022	Stanford	6	12	0	1976	2022
Central Florida	0	1	0	1979	1979	Maryland Eastern Shore	1	0	0	2012	2012	Stephens	1	0	0	1976	1976
Central Michigan	2	0	0	1987	2018	Mexican National	1	0	0	1980	1980	Stephen F. Austin	2	0	0	1977	1978
Central Missouri State	3	0	0	1975	1976	Miami	1	0	0	2002	2002	Stony Brook	1	0	0	2017	2017
Cincinnati	1	0	0	1978	1978	Miami (Ohio)	4	0	0	1986	1997	TCU	1	0	0	2016	2016
Clemson	1	0	0	2003	2003	Michigan	21	3	0	2002	2022	Tennessee	5	0	0	1981	2007
Cleveland State	1	1	0	1980	2011	Michigan State	25	2	2	1978	2022	Tennessee-Martin	1	0	0	2002	2002
Coastal Carolina	1	0	0	2009	2009	Middle Tennessee State	1	0	0	2006	2006	Texas	33	24	0	1981	2021
Colgate	3	0	0	2012	2021	Midland	2	1	0	1975	1976	Texas A&M	32	7	0	1977	2010
Colorado	50	7	0	1987	2017	Minnesota	36	12	0	1975	2022	Texas A&M-Corpus Christi	1	0	0	2022	2022
Colorado State	6	2	0	1984	2011	Minnesota-Duluth	1	1	0	1978	1978	Texas-Arlington	4	6	0	1977	1986
Concordia	2	0	0	1975	1975	Minn. State-Mankato	3	0	0	1976	1978	Texas Lutheran	0	1	0	1977	1977
Cornell	1	0	0	1993	1993	Mississippi	1	0	0	2022	2022	Texas State	2	0	0	1992	2020
Creighton	21	0	0	1980	2022	Missouri	73	3	1	1975	2019	Texas Tech	34	1	0	1979	2010
Davidson	1	0	0	1999	1999	Missouri-St. Louis	1	0	0	1977	1977	Texas Women's	5	0	0	1977	1980
Dayton	4	0	0	2003	2014	Missouri State	16	15	0	1975	2018	Tulane	4	0	0	1979	2009
Delaware State	1	0	0	2022	2022	Missouri Western	2	0	0	1979	1980	Tulsa	2	0	0	2015	2022
Denver	2	0	0	2014	2019	Montana	2	0	0	1982	1985	UAB	1	0	0	2008	2008
DePaul	3	0	1	1977	1979	Montana State	1	0	0	2016	2016	UC Davis	1	0	0	2015	2015
Drake	10	0	0	1975	1999	Morgan State	1	0	0	1998	1998	UC Irvine	1	0	0	2012	2012
Duke	5	1	0	1976	2007	Nebraska-Kearney	7	1	0	1975	1979	UC Santa Barbara	3	4	1	1978	2001
Duquesne	1	0	0	2012	2012	New Hampshire	1	0	0	2016	2016	UCLA	13	5	0	1979	2019
Eastern Kentucky	1	0	0	2014	2014	New Mexico	6	2	0	1991	2018	UMBC	1	0	0	2017	2017
Elmhurst	1	0	0	1979	1979	New Mexico State	3	0	0	1988	2011	USC	2	7	0	1976	2008
Fairfield	1	0	0	2013	2013	New Orleans	1	0	0	2003	2003	U.S. International	3	0	0	1983	1986
Florida	9	4	0	1988	2018	North Carolina	1	1	0	1990	1996	Utah	3	1	1	1979	2021
Florida A&M	0	1	0	2004	2004	North Dakota	3	0	0	1976	1978	Utah State	2	2	0	1978	1983
Florida International	1	0	0	1976	1976	North Dakota State	1	0	0	1977	1977	Valparaiso	1	0	0	2003	2003
Florida State	3	1	0	1978	2021	North Texas	5	1	0	1977	1981	Villanova	1	0	0	2013	2013
Fort Hays State	1	0	0	1975	1975	Northeastern	1	0	0	2008	2008	Virginia	1	0	0	2009	2009
Fresno State	1	0	0	1980	1980	Northern Colorado	2	2	0	1979	1980	Wake Forest	1	0	0	2018	2018
George Mason	2	0	0	1995	1997	Northern Illinois	2	0	0	1979	1986	Washington	6	2	0	1993	2016
George Washington	2	0	0	1994	1995	Northern Iowa	6	1	1	1976	2017	Washington State	2	0	0	1988	2017
George Williams	1	0	0	1978	1978	Northwestern	18	1	0	1979	2022	Waterloo	0	1	0	1978	1978
Georgia	6	0	0	1991	2021	Notre Dame	9	2	0	1983	2012	Wayne State	1	0	0	1975	1975
Georgia Tech	1	1	0	2003	2015	NW Missouri State	2	0	0	1976	1976	Weber State	2	0	0	1988	2011
Gonzaga	2	0	0	1995	2016	Occidental	0	1	0	1976	1976	West Virginia	1	0	0	1993	1993
Graceland	5	1	0	1975	1978	Ohio	1	0	0	2018	2018	Western Michigan	7	1	0	1980	2010
Grand Canyon	1	0	0	2015	2015	Ohio State	18	10	0	1978	2022	Westmar	1	0	0	1976	1976
Grandview	2	0	0	1976	1976	Oklahoma	75	6	0	1975	2012	Wichita State	13	0	0	1976	2019
Harvard	1	0	0	2015	2015	Oklahoma State	6	0	0	1976	1979	William Jewel	1	0	0	1976	1976
Hawaii	8	4	0	1981	2019	Omaha	17	1	0	1975	2021	Wisconsin	19	13	1	1977	2022
High Point	1	0	0	2019	2019	Oral Roberts	7	1	0	1979	2009	Wisconsin-LaCrosse	1	0	0	1977	1977
Hofstra	3	0	0	1989	2018	Oregon	6	3	0	1985	2022	Wyoming	15	0	0	1978	1998
Houston	5	2	0	1977	1993	Oregon State	4	0	0	1983	2016						
Idaho	1	0	0	1985	1985	Pacific	7	9	1	1978	2005						
Idaho State	1	0	0	2010	2010	Penn State	26	11	0	1981	2022						
Illinois	33	8	1	1977	2022	Pepperdine	6	3	0	1976	2022						
Illinois-Chicago	1	3	0	1975	1978	Pittsburgh	13	0	0	1980	2021						

ALL-TIME SERIES HISTORY

Alabama Nebraska leads 2-0
 Oct. 19, 1979 W, 15-10, 15-11
 Sept. 14, 2002 W, 30-13, 30-15, 30-22

Alabama A&M Nebraska leads 1-0
 Dec. 2, 2005 W, 30-15, 30-7, 30-15

Albany Nebraska leads 1-0
 Sept. 3, 2011 W, 25-12, 25-13, 25-12

American Nebraska leads 1-0
 Dec. 1, 2006 W, 30-16, 30-23, 28-30, 30-16

Arizona Nebraska leads 6-1
 Sept. 16, 1983 L, 8-15, 7-15, 15-11, 15-11, 10-15
 Sept. 27, 1985 W, 15-9, 15-5, 15-6
 Nov. 30, 1985 W, 15-7, 15-13, 15-10
 Sept. 11, 1999 W, 15-9, 16-14, 15-6
 Dec. 9, 2000 W, 15-7, 19-17, 15-11
 Sept. 7, 2002 W, 23-30, 30-19, 30-15, 32-30
 Sept. 6, 2019 W, 25-17, 25-14, 17-25, 25-17

Arizona State Nebraska leads 4-1-1
 Nov. 5, 1977 T, 14-16, 15-8
 Nov. 26, 1983 W, 14-16, 15-13, 15-10, 6-15, 15-10
 Sept. 27, 1986 L, 16-18, 9-15, 15-11, 15-13, 12-15
 Sept. 10, 1994 W, 15-12, 15-7, 11-15, 15-9
 Dec. 7, 2002 W, 30-22, 30-21, 30-27
 Sept. 4, 2021 W, 25-20, 25-12, 25-22

Arkansas Nebraska leads 3-0
 Dec. 7, 1996 W, 15-8, 12-15, 15-7, 15-7
 Sept. 5, 1997 W, 15-5, 12-15, 15-11, 14-16, 15-13
 Sept. 9, 2016 W, 25-19, 25-15, 25-21

Auburn Tied 1-1
 Dec. 3, 2010 W, 25-10, 25-17, 25-15
 Aug. 31, 2013 L, 23-25, 25-22, 23-25, 23-25

Augsburg Nebraska leads 1-0
 Nov. 21, 1975 W, 15-8, 15-12

Bakersfield Nebraska leads 1-0
 Sept. 6, 2014 W, 25-16, 25-8, 22-25, 25-19

Ball State Nebraska leads 3-0
 Sept. 1, 2002 W, 30-20, 30-19, 30-28
 Sept. 11, 2004 W, 30-19, 30-21, 30-20
 Dec. 6, 2019 W, 25-13, 25-18, 25-10

Baylor Nebraska leads 32-0
 Sept. 22, 1995 W, 15-3, 15-6, 15-7
 Oct. 25, 1996 W, 15-8, 15-6, 15-5
 Nov. 23, 1996 W, 15-5, 15-1, 15-2
 Oct. 24, 1997 W, 15-11, 15-8, 15-1
 Nov. 22, 1997 W, 15-3, 15-13, 15-3
 Oct. 10, 1998 W, 15-8, 15-8, 15-6
 Nov. 13, 1998 W, 15-8, 15-7, 15-1
 Oct. 16, 1999 W, 15-10, 15-5, 15-8
 Nov. 20, 1999 W, 15-7, 15-7, 15-9
 Oct. 11, 2000 W, 15-2, 15-2, 15-10
 Nov. 19, 2000 W, 15-5, 15-10, 15-10
 Sept. 29, 2001 W, 31-29, 30-21, 30-18
 Nov. 17, 2001 W, 28-30, 30-26, 30-26, 30-19
 Oct. 19, 2002 W, 30-16, 30-23, 30-19
 Nov. 23, 2002 W, 30-23, 30-19, 30-19
 Oct. 18, 2003 W, 30-24, 30-23, 30-26
 Nov. 22, 2003 W, 30-19, 30-24, 28-30, 30-27
 Oct. 6, 2004 W, 30-22, 30-23, 30-13
 Oct. 23, 2004 W, 30-19, 28-30, 30-18, 30-26

Oct. 1, 2005 W, 30-21, 30-17, 30-18
 Nov. 16, 2005 W, 30-18, 30-19, 30-21
 Sept. 30, 2006 W, 30-32, 30-18, 30-21, 30-24
 Nov. 18, 2006 W, 30-17, 30-20, 30-22
 Sept. 29, 2007 W, 30-15, 30-12, 30-13
 Nov. 21, 2007 W, 30-11, 30-18, 30-26
 Oct. 15, 2008 W, 25-14, 25-11, 25-20
 Nov. 29, 2008 W, 25-22, 26-28, 25-10, 25-20
 Oct. 14, 2009 W, 28-26, 25-17, 25-17
 Nov. 18, 2009 W, 25-16, 25-21, 25-20
 Sept. 25, 2010 W, 25-19, 25-22, 25-22
 Nov. 24, 2010 W, 25-21, 25-19, 25-13
 April 18, 2021 W, 25-21, 25-17, 25-19

Bemidji State Nebraska leads 1-0
 Oct. 23, 1976 W, 15-8, 15-7

Bowling Green Nebraska leads 2-0
 Sept. 8, 1989 W, 15-13, 15-12, 9-15, 15-6
 Sept. 9, 1994 W, 15-1, 15-0, 15-9

Brigham Young Nebraska leads 8-3
 Nov. 10, 1976 L, 10-15, 5-15
 Sept. 28, 1985 W, 15-11, 15-13, 15-8
 Oct. 4, 1986 W, 15-2, 15-10, 15-11
 Sept. 28, 1990 W, 3-15, 16-14, 15-6, 15-1
 Oct. 11, 1990 W, 15-10, 15-6, 15-6
 Sept. 20, 1991 L, 9-15, 15-5, 10-15, 15-12, 13-15
 Aug. 30, 1996 W, 10-15, 15-9, 8-15, 15-11, 15-11
 Sept. 11, 2009 W, 18-25, 25-21, 25-10, 25-21
 Sept. 3, 2010 W, 21-25, 25-18, 25-17, 25-15
 Dec. 13, 2014 L, 21-25, 20-25, 21-25
 Dec. 11, 2015 W, 26-24, 25-17, 25-23

California Series tied 2-2
 Nov. 6, 1976 L, 15-17, 4-15
 Sept. 17, 1983 W, 16-14, 15-7, 15-17, 15-3
 Sept. 24, 1983 W, 15-3, 15-5, 15-4
 Dec. 8, 2007 L, 28-30, 29-31, 26-30

Cal Poly Nebraska leads 4-1
 Oct. 27, 1984 L, 15-11, 7-15, 15-10, 9-15, 9-15
 Sept. 9, 2006 W, 30-23, 30-23, 30-22
 Sept. 3, 2007 W, 30-20, 30-19, 30-18
 Sept. 5, 2008 W, 25-20, 25-19, 25-20
 Sept. 4, 2010 W, 25-15, 25-18, 25-17

Cal State Fullerton Nebraska leads 2-0
 Nov. 1, 1976 W, 15-8, 15-17, 15-11, 15-10
 Nov. 3, 1977 W, 14-16, 15-10, 16-14, 15-9

Cal State Northridge Cal State Northridge leads 1-0
 Nov. 5, 1976 L, 13-15, 4-15

Campbell Nebraska leads 1-0
 Dec. 3, 2021 W, 25-14, 25-14, 25-17

Central Florida Central Florida leads 1-0
 Nov. 2, 1979 L, 11-15, 9-15

Central Michigan Nebraska leads 2-0
 Sept. 12, 1987 W, 15-6, 15-7, 15-2
 Sept. 14, 2018 W, 25-18, 25-15, 25-11

Central Missouri Nebraska leads 3-0
 Oct. 11, 1975 W, 15-7, 15-12
 Sept. 25, 1976 W, 15-2, 15-2, 15-4
 Oct. 9, 1976 W, 15-5, 15-5

Cincinnati Nebraska leads 1-0
 Oct. 20, 1978 W, 15-8, 15-10

Clemson Nebraska leads 1-0
 Aug. 29, 2003 W, 32-30, 30-10, 30-17

Cleveland State Nebraska leads 1-0
 Oct. 18, 1980 W, 15-9, 15-6

Coastal Carolina Nebraska leads 1-0
 Dec. 4, 2009 W, 25-13, 25-18, 25-15

Colgate Nebraska leads 3-0
 Sept. 1, 2012 W, 25-12, 25-19, 25-13
 Sept. 13, 2014 W, 25-9, 25-12, 25-15
 Aug. 27, 2021 W, 25-13, 25-16, 25-11

Colorado Nebraska leads 50-7
 Oct. 2, 1987 W, 15-4, 15-5, 15-11
 Oct. 29, 1987 W, 15-6, 15-3, 15-5
 Oct. 8, 1988 W, 15-10, 15-9, 13-15, 15-7
 Nov. 10, 1988 W, 15-8, 15-1, 16-14
 Nov. 26, 1988 W, 13-15, 15-10, 15-4, 15-7
 Sept. 30, 1989 W, 15-13, 15-4, 15-10
 Oct. 14, 1989 W, 15-7, 10-15, 15-6, 17-15
 Oct. 27, 1990 W, 15-5, 15-4, 15-11
 Nov. 13, 1990 W, 5-15, 11-15, 15-3, 15-7, 15-5
 Nov. 24, 1990 W, 15-5, 15-13, 15-9
 Sept. 27, 1991 W, 15-10, 15-13, 15-7
 Oct. 26, 1991 W, 16-14, 15-12, 15-9
 Nov. 30, 1991 W, 15-8, 15-7, 15-4
 Oct. 24, 1992 W, 15-5, 15-9, 15-12
 Nov. 4, 1992 W, 15-5, 15-10, 9-15, 8-15, 16-14
 Nov. 28, 1992 L, 14-16, 11-15, 15-9, 8-15
 Dec. 3, 1992 W, 15-11, 15-8, 8-15, 19-17
 Oct. 13, 1993 L, 13-15, 15-9, 12-15, 15-5, 9-15
 Oct. 30, 1993 W, 15-8, 15-8, 15-8
 Nov. 27, 1993 L, 15-7, 10-15, 15-9, 13-15, 11-15
 Oct. 29, 1994 W, 15-3, 15-12, 15-5
 Nov. 16, 1994 W, 15-13, 15-5, 15-2
 Nov. 26, 1994 W, 15-6, 13-15, 15-6, 15-8
 Dec. 9, 1994 W, 15-11, 15-7, 15-5
 Sept. 27, 1995 W, 15-6, 15-5, 15-12
 Oct. 22, 1995 W, 15-4, 15-3, 15-2
 Oct. 9, 1996 W, 16-14, 15-11, 15-10
 Oct. 30, 1996 W, 15-4, 15-5, 15-11
 Oct. 8, 1997 L, 15-11, 9-15, 7-15, 15-6, 8-15
 Oct. 29, 1997 L, 4-15, 13-15, 12-15
 Nov. 4, 1998 W, 15-7, 15-5, 15-3
 Nov. 25, 1998 W, 15-10, 15-12, 15-12
 Oct. 9, 1999 W, 15-4, 15-5, 7-15, 15-7
 Nov. 10, 1999 W, 15-10, 9-15, 15-5, 15-11
 Sept. 27, 2000 W, 15-5, 15-6, 15-9
 Nov. 4, 2000 W, 15-12, 15-3, 15-13
 Sept. 19, 2001 W, 30-27, 30-16, 30-23
 Nov. 21, 2001 W, 30-23, 30-17, 30-24
 Oct. 2, 2002 W, 30-23, 30-24, 30-16
 Oct. 30, 2002 W, 30-23, 30-20, 30-26
 Oct. 1, 2003 W, 30-22, 30-24, 30-16
 Nov. 26, 2003 W, 33-31, 15-30, 30-18, 30-26
 Sept. 22, 2004 W, 30-25, 30-25, 30-23
 Oct. 27, 2004 W, 31-29, 30-12, 30-23
 Sept. 17, 2005 W, 30-22, 30-20, 30-23
 Nov. 23, 2005 W, 30-19, 30-26, 30-19
 Oct. 14, 2006 W, 30-27, 30-18, 30-21
 Nov. 11, 2006 L, 30-19, 28-30, 30-15, 27-30, 12-15
 Oct. 6, 2007 W, 30-25, 30-18, 30-20
 Nov. 7, 2007 W, 30-17, 30-22, 30-20
 Oct. 4, 2008 W, 25-19, 25-15, 26-24
 Oct. 29, 2008 L, 19-25, 25-27, 25-18, 16-25
 Sept. 19, 2009 W, 25-15, 25-22, 25-13

SERIES HISTORY

Nov. 28, 2009.....W, 25-16, 25-11, 25-11
 Sept. 18, 2010.....W, 25-13, 25-7, 25-17
 Nov. 13, 2010.....W, 25-21, 25-20, 25-17
 Dec. 8, 2017.....W, 25-19, 25-11, 25-21

Colorado State Nebraska leads 6-2

Sept. 28, 1984.....W, 15-3, 15-2, 12-15, 15-6
 Sept. 21, 1985.....W, 15-10, 15-6, 15-9
 Oct. 3, 1987.....L, 15-11, 12-15, 11-15, 4-15
 Sept. 21, 1996.....W, 15-10, 15-2, 15-8
 Sept. 2, 2000.....W, 7-15, 15-7, 15-13, 15-13
 Dec. 7, 2001.....W, 29-31, 30-21, 30-26, 36-34
 Nov. 7, 2004.....W, 30-24, 30-21, 30-25
 Sept. 2, 2011.....L, 25-12, 25-11, 16-25, 20-25, 9-15

Concordia Nebraska leads 2-0

Sept. 20, 1975.....W, 15-4, 15-6
 Oct. 25, 1975.....W, 15-2, 15-5

Cornell Nebraska leads 1-0

Dec. 1, 1993.....W, 15-7, 15-4, 15-1

Creighton Nebraska leads 21-0

Sept. 16, 1980.....W, 15-11, 15-4
 Oct. 7, 1980.....W, 15-4, 15-0
 Sept. 1, 1998.....W, 15-2, 15-1, 15-3
 Oct. 3, 2000.....W, 15-5, 15-1, 15-0
 Sept. 25, 2001.....W, 30-15, 30-21, 30-22
 Sept. 29, 2002.....W, 30-11, 30-15, 30-14
 Oct. 10, 2004.....W, 30-22, 30-15, 30-24
 Oct. 11, 2005.....W, 30-11, 30-24, 30-18
 Sept. 24, 2006.....W, 27-30, 30-24, 30-13, 30-18
 Aug. 31, 2007.....W, 30-23, 30-18, 30-26
 Oct. 5, 2008.....W, 25-19, 25-18, 25-19
 Sept. 1, 2009.....W, 25-19, 25-23, 25-16
 Aug. 31, 2010.....W, 26-24, 25-18, 25-15
 Sept. 8, 2011.....W, 25-14, 26-24, 25-16
 Sept. 17, 2014.....W, 21-25, 25-22, 25-20, 25-20
 Sept. 15, 2015.....W, 25-17, 25-19, 25-22
 Sept. 17, 2016.....W, 23-25, 25-13, 27-25, 25-18
 Sept. 6, 2018.....W, 22-25, 19-25, 25-18, 25-22, 15-10
 Aug. 30, 2019.....W, 25-19, 24-26, 25-17, 25-21
 Sept. 8, 2021.....W, 25-14, 25-22, 25-16
 Sept. 7, 2022.....W, 25-18, 25-23, 25-27, 17-25, 15-9

Davidson Nebraska leads 1-0

Dec. 3, 1999.....W, 15-3, 15-5, 15-3

Dayton Nebraska leads 4-0

Dec. 6, 2003.....W, 30-19, 30-14, 30-25
 Sept. 9, 2010.....W, 24-26, 25-20, 25-16, 25-17
 Sept. 13, 2013.....W, 25-20, 25-21, 25-13
 Sept. 5, 2014.....W, 29-27, 25-14, 25-23

Delaware State Nebraska leads 1-0

Dec. 1, 2022.....W, 25-15, 25-9, 25-10

Denver Nebraska leads 2-0

Sept. 12, 2014.....W, 25-15, 25-17, 25-21
 Sept. 13, 2019.....W, 25-23, 25-17, 25-12

DePaul Nebraska leads 3-0-1

Oct. 1, 1977.....T, 9-15, 15-7
 Oct. 14, 1978.....W, 15-13, 15-10
 Oct. 12, 1979.....W, 15-6, 16-14
 Oct. 13, 1979.....W, 13-15, 15-10, 15-13

Drake Nebraska leads 10-0

Oct. 11, 1975.....W, 15-8, 15-7
 Nov. 20, 1975.....W, 15-3, 15-3
 Sept. 17, 1976.....W, 15-1, 15-2
 Sept. 10, 1977.....W, 15-5, 15-4, 15-8

Sept. 19, 1977.....W, 15-11, 15-11
 Sept. 30, 1978.....W, 15-7, 15-11
 Sept. 28, 1979.....W, 15-3, 15-4
 Oct. 8, 1981.....W, 15-11, 15-13, 10-15, 15-3
 Aug. 31, 1989.....W, 15-4, 15-3, 15-8
 Sept. 1, 1999.....W, 15-7, 15-7, 15-11

Duke Nebraska leads 5-1

Nov. 8, 1976.....L, 10-15, 4-15
 Sept. 30, 1994.....W, 15-12, 15-1, 15-8
 Oct. 1, 1994.....W, 15-12, 15-7, 15-13
 Sept. 14, 1996.....W, 15-9, 15-8, 15-7
 Dec. 3, 2005.....W, 30-19, 30-19, 30-20
 Sept. 7, 2007.....W, 30-24, 30-20, 30-23

Duquesne Nebraska leads 1-0

Sept. 7, 2012.....W, 25-7, 25-12, 25-20

Eastern Kentucky Nebraska leads 1-0

Sept. 6, 2014.....W, 25-12, 25-23, 25-7

Elmhurst Nebraska leads 1-0

Oct. 12, 1979.....W, 15-1, 15-1

Fairfield Nebraska leads 1-0

Dec. 6, 2013.....W, 25-15, 25-9, 25-17

Florida Nebraska leads 9-4

Sept. 3, 1988.....W, 15-4, 15-8, 15-9
 Sept. 23, 1990.....W, 15-11, 15-5, 15-3
 Nov. 12, 1995.....W, 15-4, 15-13, 11-15, 14-16, 15-7
 Aug. 31, 1997.....L, 15-13, 12-15, 11-15, 15-7, 7-15
 Sept. 19, 1998.....W, 15-4, 15-8, 15-0
 Sept. 5, 1999.....W, 18-16, 9-15, 15-6, 15-6
 Dec. 8, 2001.....W, 30-18, 30-24, 28-30, 25-30, 15-13
 Dec. 10, 2005.....W, 30-26, 30-24, 30-16
 Aug. 29, 2010.....L, 22-25, 22-25, 31-29, 25-13, 12-15
 Aug. 26, 2016.....W, 25-27, 25-15, 25-16, 25-21
 Aug. 26, 2017.....L, 25-19, 18-25, 25-17, 18-25, 11-15
 Dec. 16, 2017.....W, 25-22, 25-17, 18-25, 25-16
 Aug. 24, 2018.....L, 20-25, 22-25, 25-23, 23-25

Florida A&M Florida A&M leads 1-0

Sept. 10, 2004.....L, 25-30, 30-16, 28-30, 28-30

Florida International Nebraska leads 1-0

Dec. 8, 1976.....W, 15-11, 8-15, 15-11

Florida State Nebraska leads 3-1

Oct. 21, 1978.....W, 15-12, 10-15, 15-12
 Oct. 2, 1982.....W, 15-9, 15-5, 3-15, 12-15, 15-7
 Aug. 29, 2014.....L, 25-18, 25-27, 23-25, 23-25
 Dec. 4, 2021.....W, 25-20, 25-22, 25-17

Fort Hays State Nebraska leads 1-0

Oct. 11, 1975.....W, 15-11, 15-2

Fresno State Nebraska leads 1-0

Oct. 31, 1980.....W, 15-11, 15-13

George Mason Nebraska leads 2-0

Dec. 2, 1995.....W, 15-2, 15-5, 16-14
 Sept. 6, 1997.....W, 15-4, 15-3, 15-2

George Washington Nebraska leads 2-0

Dec. 3, 1994.....W, 17-15, 15-9, 15-8
 Sept. 23, 1995.....W, 15-5, 15-7, 15-1

George Williams George Williams leads 1-0

Oct. 13, 1978.....L, 15-8, 1-15, 13-15

Georgia Nebraska leads 6-0

Sept. 28, 1991.....W, 15-7, 15-5, 15-9
 Sept. 17, 1993.....W, 15-9, 15-8, 12-15, 15-8
 Sept. 16, 1995.....W, 15-8, 15-9, 15-7
 Sept. 2, 2000.....W, 15-4, 15-2, 15-4
 Sept. 7, 2013.....W, 25-21, 25-23, 25-14
 Sept. 3, 2021.....W, 19-25, 25-21, 25-22, 25-16

Georgia Tech Series tied 1-1

Sept. 14, 2003.....L, 23-30, 25-30, 30-26, 31-29, 14-16
 Sept. 12, 2015.....W, 25-13, 25-15, 25-21

Gonzaga Nebraska leads 2-0

Sept. 15, 1995.....W, 15-2, 15-1, 15-4
 Sept. 16, 2016.....W, 25-15, 25-12, 25-11

Graceland Nebraska leads 5-1

Oct. 17, 1975.....W, 15-4, 14-16, 15-0
 Oct. 18, 1975.....L, 8-15, 4-15
 Oct. 31, 1975.....W, 15-10, 15-7
 Nov. 1, 1975.....W, 15-9, 15-10
 Sept. 17, 1977.....W, 15-11, 15-4
 Sept. 9, 1978.....W, 15-5, 15-5, 15-8

Grand Canyon Nebraska leads 1-0

Aug. 29, 2015.....W, 25-21, 25-8, 25-11

Grandview Nebraska leads 2-0

Oct. 9, 1976.....W, 15-8, 15-6
 Oct. 16, 1976.....W, 15-9, 15-4

Harvard Nebraska leads 1-0

Dec. 4, 2015.....W, 22-25, 25-15, 25-17, 25-19

Hawaii Nebraska leads 8-4

Nov. 7, 1981.....L, 10-15, 3-15
 Oct. 6, 1985.....W, 15-13, 15-10, 15-13
 Oct. 20, 1989.....L, 9-15, 9-15, 9-15
 Oct. 21, 1989.....W, 15-7, 14-16, 16-14, 15-12
 Sept. 7, 1990.....W, 15-11, 16-14, 15-5
 Aug. 24, 1996.....L, 12-15, 14-16, 9-15
 Dec. 14, 2000.....W, 15-3, 15-12, 9-15, 15-10
 Aug. 24, 2001.....W, 30-17, 30-27, 30-24
 Dec. 14, 2002.....L, 25-30, 30-25, 30-27, 30-21
 Aug. 26, 2005.....W, 30-23, 30-26, 30-21
 Oct. 21, 2007.....W, 30-22, 30-16, 30-24
 Dec. 13, 2019.....W, 29-27, 25-22, 25-19

High Point Nebraska leads 1-0

Sept. 13, 2019.....W, 25-16, 25-22, 25-8

Hofstra Nebraska leads 3-0

Sept. 16, 1989.....W, 12-15, 15-6, 15-7, 15-3
 Dec. 5, 2014.....W, 27-25, 25-23, 25-16
 Dec. 30, 2018.....W, 25-19, 25-12, 25-16

Houston Nebraska leads 5-2

Oct. 22, 1977.....L, 4-15, 3-15
 Oct. 3, 1980.....L, 14-16, 3-15
 Sept. 12, 1981.....W, 15-2, 15-8
 Nov. 25, 1983.....W, 15-13, 15-4, 15-7
 Sept. 9, 1989.....W, 15-5, 9-15, 17-19, 15-8, 15-5
 Nov. 1, 1991.....W, 15-8, 15-6, 15-11
 Nov. 5, 1993.....W, 13-15, 15-7, 15-1, 15-11

Idaho Nebraska leads 1-0

Sept. 13, 1985.....W, 15-8, 15-6, 15-12

Idaho State Nebraska leads 1-0

Sept. 4, 2010.....W, 25-16, 25-17, 25-12

SERIES HISTORY

Illinois Nebraska leads 33-8-1

Sept. 30, 1977 (N).....	T, 15-10, 15-17
Oct. 14, 1978 (N).....	W, 15-12, 8-15, 15-12
Oct. 3, 1980 (N).....	W, 15-5, 15-17, 15-11
Sept. 10, 1982 (N).....	W, 15-10, 15-8
Sept. 11, 1982 (N).....	W, 15-5, 15-5, 15-11
Sept. 21, 1986 (A).....	W, 15-10, 15-7, 12-15, 15-6
Dec. 13, 1986 (H).....	W, 15-9, 15-8, 15-3
Sept. 26, 1987 (H).....	W, 15-10, 12-15, 16-14, 13-15, 15-8
Dec. 11, 1987 (A).....	L, 11-15, 12-15, 5-15
Sept. 17, 1988 (A).....	L, 14-16, 15-8, 1-15, 9-15
Nov. 11, 1989 (H).....	L, 15-13, 6-15, 15-11, 8-15, 12-15
Dec. 9, 1989 (H).....	W, 17-15, 15-5, 15-8
Sept. 21, 1990 (A).....	W, 6-15, 13-15, 15-9, 15-8, 15-8
Oct. 6, 1991 (H).....	W, 15-7, 15-7, 15-1
Dec. 7, 1991 (H).....	W, 15-5, 15-8, 15-12
Sept. 11, 1992 (A).....	L, 7-15, 14-16, 15-3, 12-15
Dec. 10, 1992 (A).....	L, 10-15, 7-15, 10-15
Nov. 23, 1993 (N).....	W, 15-4, 15-12, 15-7
Oct. 25, 1994 (A).....	W, 15-9, 15-6, 15-10
Aug. 30, 2003 (N).....	W, 30-27, 30-20, 30-20
Sept. 11, 2010 (H).....	W, 21-25, 21-25, 25-22, 25-14, 16-14
*Oct. 22, 2011 (H).....	W, 24-26, 25-18, 25-19, 25-11
*Oct. 21, 2012 (A).....	W, 25-16, 25-23, 25-16
*Sept. 28, 2013 (A).....	W, 25-20, 25-14, 25-22
*Oct. 30, 2013 (H).....	W, 25-21, 26-24, 25-12
*Oct. 18, 2014 (H).....	L, 23-25, 25-21, 25-27, 21-25
*Nov. 26, 2014 (A).....	L, 16-25, 25-22, 18-25, 26-24, 10-15
*Oct. 17, 2015 (A).....	W, 25-22, 25-18, 25-19
*Nov. 25, 2015 (H).....	W, 25-16, 25-16, 25-16
*Sept. 28, 2016 (A).....	W, 25-18, 25-22, 25-21
*Oct. 28, 2016 (H).....	W, 26-24, 25-21, 25-19
*Oct. 21, 2017 (H).....	W, 25-19, 24-26, 25-20, 25-17
*Sept. 29, 2018 (A).....	W, 25-14, 19-25, 25-17, 25-19
*Oct. 27, 2018 (H).....	L, 29-27, 19-25, 25-27, 22-25
Dec. 13, 2018 (N).....	W, 22-25, 16-25, 25-23, 25-20, 15-11
*Sept. 27, 2019 (A).....	W, 25-22, 25-27, 26-28, 25-22, 15-10
*March 5, 2021 (A).....	W, 25-23, 25-15, 25-22
*March 6, 2021 (A).....	W, 26-24, 30-28, 25-17
*Oct. 16, 2021 (H).....	W, 25-21, 25-15, 25-19
*Nov. 4, 2021 (A).....	W, 25-20, 25-20, 25-21
Dec. 9, 2021 (N).....	W, 25-12, 25-21, 25-17
*Oct. 22, 2022 (A).....	W, 25-14, 25-16, 25-22

Illinois-ChicagoUIC leads 3-1

Oct. 31, 1975.....	L, 13-15, 5-15
Oct. 1, 1977.....	L, 4-15, 6-15
Oct. 21, 1977.....	W, 11-15, 15-9, 15-11
Oct. 13, 1978.....	L, 11-15, 15-10, 10-15

Illinois StateSeries tied 5-5

Dec. 9, 1976.....	L, 15-12, 13-15, 4-15
Oct. 21, 1978.....	L, 9-15, 9-15
Sept. 28, 1979.....	W, 8-15, 15-10, 15-7
Sept. 29, 1979.....	W, 15-9, 15-8, 4-15, 15-10
Oct. 19, 1979.....	L, 9-15, 6-15
Oct. 3, 1981.....	L, 10-15, 15-3, 12-15
Oct. 1, 1982.....	L, 3-15, 15-17, 7-15
Dec. 2, 1989.....	W, 15-7, 15-11, 15-12
Aug. 23, 1996.....	W, 12-15, 15-11, 15-3, 17-15
Aug. 30, 2003.....	W, 30-25, 30-26, 28-30, 30-15

Indiana Nebraska leads 22-1

Oct. 14, 1978 (N).....	L, 12-15, 10-15
Sept. 24, 1988 (H).....	W, 16-14, 15-0, 13-15, 16-14
*Oct. 8, 2011 (H).....	W, 25-19, 25-14, 25-13
*Nov. 11, 2011 (A).....	W, 25-19, 25-19, 25-20
*Oct. 6, 2012 (A).....	W, 25-23, 18-25, 20-25, 25-17, 15-10
*Nov. 9, 2012 (H).....	W, 25-11, 18-25, 25-13, 25-22
*Oct. 18, 2013 (H).....	W, 25-15, 25-16, 25-16
*Nov. 23, 2013 (A).....	W, 25-22, 25-21, 25-11
*Nov. 8, 2014 (H).....	W, 25-14, 25-17, 25-12
*Nov. 19, 2014 (A).....	W, 25-11, 25-20, 26-24

*Nov. 7, 2015 (A).....	W, 25-20, 25-18, 25-20
*Nov. 18, 2015 (H).....	W, 25-16, 25-19, 25-19
*Oct. 7, 2016 (H).....	W, 25-23, 25-13, 25-17
*Nov. 12, 2016 (A).....	W, 25-16, 25-16, 25-11
*Nov. 4, 2017 (H).....	W, 25-8, 25-14, 25-13
*Oct. 10, 2018 (H).....	W, 25-13, 30-28, 25-11
*Nov. 17, 2018 (A).....	W, 25-13, 25-19, 25-19
*Oct. 25, 2019 (A).....	W, 22-25, 25-13, 25-16, 25-14
*Jan. 22, 2021 (A).....	W, 25-22, 25-20, 25-17
*Jan. 23, 2021 (A).....	W, 25-21, 25-16, 25-19
*Oct. 13, 2021 (H).....	W, 25-13, 25-15, 25-15
*Nov. 14, 2021 (A).....	W, 23-25, 25-18, 25-22, 25-16
*Nov. 2, 2022 (H).....	W, 25-22, 25-18, 25-19

Iona Nebraska leads 1-0

Dec. 3, 2004.....	W, 30-15, 30-12, 30-19
-------------------	------------------------

Iowa Nebraska leads 37-0

Oct. 9, 1976 (N).....	W, 15-2, 15-3
Nov. 12, 1977 (H).....	W, 15-5, 15-6
Nov. 17, 1977 (N).....	W, 15-6, 15-8
Nov. 16, 1978 (H).....	W, 15-6, 10-15, 15-6
Nov. 20, 1980 (N).....	W, 15-5, 15-6, 15-6
Sept. 3, 1983 (H).....	W, 15-6, 15-9, 15-7
Sept. 8, 1984 (A).....	W, 15-9, 15-4, 15-6
Sept. 8, 1985 (H).....	W, 15-8, 15-1, 15-4
Sept. 5, 1987 (A).....	W, 15-6, 15-5, 15-17, 15-8
Sept. 2, 1989 (H).....	W, 15-11, 15-12, 15-6
Sept. 1, 1993 (H).....	W, 15-5, 15-5, 15-8
Sept. 20, 1996 (H).....	W, 15-11, 15-2, 15-2
Sept. 4, 1999 (N).....	W, 15-10, 15-3, 15-3
*Oct. 19, 2011 (H).....	W, 25-14, 25-14, 25-11
*Nov. 22, 2011 (A).....	W, 25-14, 25-14, 25-19
*Oct. 17, 2012 (A).....	W, 25-22, 25-14, 25-9
*Nov. 21, 2012 (H).....	W, 25-12, 25-16, 25-8
*Oct. 23, 2013 (H).....	W, 25-19, 25-21, 25-8
*Nov. 27, 2013 (A).....	W, 25-16, 25-18, 25-18
*Sept. 24, 2014 (H).....	W, 25-18, 25-13, 31-29
*Sept. 27, 2014 (A).....	W, 25-21, 25-13, 25-16
*Sept. 23, 2015 (A).....	W, 25-23, 25-20, 25-23
*Sept. 26, 2015 (H).....	W, 25-10, 25-21, 25-18
*Nov. 9, 2016 (H).....	W, 25-14, 25-18, 26-24
*Nov. 19, 2016 (A).....	W, 25-17, 25-19, 25-13
*Oct. 7, 2017 (A).....	W, 25-18, 25-17, 25-20
*Nov. 25, 2017 (H).....	W, 25-12, 25-15, 25-23
*Oct. 3, 2018 (H).....	W, 25-10, 23-25, 25-15, 25-11
*Nov. 7, 2018 (A).....	W, 25-15, 25-22, 25-13
*Nov. 9, 2019 (A).....	W, 25-21, 25-18, 25-14
*Nov. 16, 2019 (H).....	W, 25-20, 23-25, 25-27, 25-18, 15-6
*March 17, 2021 (A).....	W, 25-19, 25-21, 25-11
*March 18, 2021 (A).....	W, 25-14, 25-20, 25-13
*Sept. 25, 2021 (H).....	W, 25-17, 26-24, 25-21
*Oct. 20, 2021 (A).....	W, 25-21, 25-22, 26-24
*Nov. 11, 2022 (H).....	W, 25-16, 25-17, 25-7
*Nov. 18, 2022 (A).....	W, 25-14, 25-17, 25-14

Iowa State Nebraska leads 83-2

Nov. 9, 1975.....	W, 15-3, 15-7
Oct. 30, 1976.....	W, 15-1, 15-5
Oct. 27, 1977.....	W, 15-9, 15-11
Nov. 12, 1977.....	W, 15-3, 15-9
Oct. 28, 1978.....	W, 15-11, 15-3
Nov. 10, 1978.....	W, 15-9, 15-7
Nov. 16, 1978.....	W, 15-2, 15-10
Sept. 8, 1979.....	W, 15-4, 15-6
Sept. 28, 1979.....	W, 15-6, 15-0
Oct. 26, 1979.....	W, 15-12, 15-3
Oct. 27, 1979.....	W, 15-3, 15-6, 15-5
Sept. 27, 1980.....	W, 15-1, 16-14
Sept. 25, 1981.....	W, 15-5, 15-9
Sept. 21, 1982.....	W, 15-3, 15-8, 15-8
Oct. 20, 1982.....	W, 15-9, 15-3, 13-15, 15-11
Nov. 13, 1982.....	W, 15-6, 10-15, 15-2, 15-12

Oct. 12, 1983.....	W, 15-11, 15-10, 15-8
Nov. 9, 1983.....	W, 15-13, 15-3, 15-10
Nov. 18, 1983.....	W, 15-5, 15-3, 12-15, 15-6
Oct. 9, 1984.....	W, 8-15, 15-2, 15-7, 15-7
Nov. 7, 1984.....	W, 15-2, 15-9, 15-9
Oct. 12, 1985.....	W, 15-7, 15-5, 15-7
Nov. 9, 1985.....	W, 15-7, 15-6, 15-3
Oct. 8, 1986.....	W, 15-3, 15-7, 15-12
Nov. 11, 1986.....	W, 15-5, 15-2, 15-5
Nov. 22, 1986.....	W, 12-15, 15-10, 15-2, 15-8
Oct. 8, 1987.....	W, 15-6, 15-12, 15-8
Oct. 27, 1987.....	W, 8-15, 15-11, 15-1, 15-5
Oct. 11, 1988.....	W, 15-2, 15-8, 15-5
Oct. 25, 1988.....	W, 15-2, 15-12, 15-6
Nov. 25, 1988.....	W, 15-9, 15-5, 15-10
Oct. 24, 1989.....	W, 15-12, 15-5, 10-15, 13-15, 15-3
Nov. 14, 1989.....	W, 15-12, 15-4, 15-12
Nov. 24, 1989.....	W, 14-16, 15-8, 15-4, 15-3
Oct. 9, 1990.....	W, 15-0, 15-3, 15-9
Nov. 6, 1990.....	W, 15-3, 15-11, 15-12
Oct. 8, 1991.....	W, 15-6, 15-6, 15-9
Nov. 9, 1991.....	W, 15-7, 15-8, 15-8
Nov. 29, 1991.....	W, 15-10, 15-0, 15-8
Sept. 30, 1992.....	W, 15-3, 15-5, 15-5
Nov. 21, 1992.....	W, 15-13, 18-16, 15-11
Oct. 2, 1993.....	W, 15-8, 15-6, 13-15, 15-5
Nov. 17, 1993.....	W, 15-8, 15-11, 15-3
Oct. 15, 1994.....	W, 15-2, 14-16, 15-10, 15-5
Oct. 22, 1994.....	W, 15-11, 15-3, 9-15, 15-5
Oct. 7, 1995.....	W, 15-4, 15-11, 15-11
Oct. 28, 1995.....	W, 15-3, 15-5, 15-9
Nov. 25, 1995.....	W, 15-4, 15-5, 15-1
Oct. 4, 1996.....	W, 15-6, 16-14, 15-6
Nov. 9, 1996.....	W, 15-5, 15-5, 15-3
Oct. 3, 1997.....	W, 15-4, 15-5, 15-4
Nov. 8, 1997.....	W, 15-6, 15-2, 15-10
Sept. 25, 1998.....	W, 15-1, 15-5, 15-6
Oct. 31, 1998.....	W, 15-6, 15-2, 15-1
Oct. 7, 1999.....	W, 15-0, 15-2, 15-0
Nov. 13, 1999.....	W, 15-2, 15-4, 15-5
Oct. 8, 2000.....	W, 15-0, 15-5, 15-4
Nov. 15, 2000.....	W, 15-5, 15-11, 15-1
Sept. 26, 2001.....	W, 30-21, 30-14, 30-19
Nov. 24, 2001.....	W, 30-12, 30-14, 30-21
Oct. 12, 2002.....	W, 30-19, 30-19, 30-24
Nov. 13, 2002.....	W, 30-9, 30-17, 30-19
Sept. 24, 2003.....	W, 30-25, 30-20, 30-14
Oct. 25, 2003.....	W, 30-17, 30-18, 30-28
Oct. 16, 2004.....	W, 30-16, 30-21, 30-19
Oct. 30, 2004.....	W, 30-19, 30-16, 30-20
Sept. 24, 2005.....	W, 30-8, 30-24, 30-16
Nov. 5, 2005.....	W, 30-24, 30-23, 30-13
Sept. 20, 2006.....	W, 31-29, 30-20, 30-17
Nov. 8, 2006.....	W, 30-20, 22-30, 30-27, 30-25
Oct. 10, 2007.....	W, 33-31, 30-19, 30-20
Nov. 11, 2007.....	W, 30-20, 30-19, 30-16
Sept. 27, 2008.....	W, 25-21, 20-25, 27-25, 25-18
Nov. 1, 2008.....	W, 25-17, 22-25, 25-20, 25-19
Oct. 21, 2009.....	L, 25-18, 19-25, 25-23, 21-25, 12-15
Nov. 7, 2009.....	W, 25-16, 25-22, 25-23
Dec. 11, 2009.....	W, 25-11, 25-19, 25-22
Sept. 15, 2010.....	W, 25-22, 24-26, 25-23, 28-26
Oct. 30, 2010.....	W, 25-19, 25-16, 25-16
Sept. 17, 2011.....	W, 25-23, 25-15, 25-18
Sept. 15, 2012.....	L, 23-25, 22-25, 25-20, 21-25
Sept. 14, 2013.....	W, 25-13, 25-22, 27-25
Sept. 19, 2015.....	W, 25-23, 21-25, 25-23, 25-11
Sept. 2, 2016.....	W, 25-20, 25-17, 25-12
Sept. 9, 2016.....	W, 25-22, 25-18, 25-16

Jackson State Nebraska leads 1-0

Dec. 1, 2011.....	W, 25-10, 25-16, 25-13
-------------------	------------------------

SERIES HISTORY

Kansas Nebraska leads 88-0-1

Oct. 17, 1975.....	W, 15-12, 12-15, 15-5
Oct. 31, 1975.....	W, 15-10, 15-12
Nov. 9, 1975.....	W, 15-4, 3-15, 15-1
Nov. 21, 1975.....	W, 15-2, 15-3
Sept. 21, 1976.....	W, 15-0, 15-4
Oct. 9, 1976.....	W, 15-7, 15-4
Oct. 29, 1976.....	W, 15-7, 15-2
Nov. 18, 1976.....	W, 15-13, 15-11
Oct. 21, 1977.....	W, 15-8, 15-6
Oct. 28, 1977.....	W, 15-3, 15-4
Nov. 15, 1977.....	T, 18-16, 7-15
Nov. 18, 1977.....	W, 15-5, 15-9
Sept. 29, 1978.....	W, 15-11, 15-0
Oct. 28, 1978.....	W, 15-10, 8-15, 15-13
Nov. 17, 1978.....	W, 15-2, 15-4
Nov. 18, 1978.....	W, 15-6, 15-11, 15-11
Sept. 28, 1979.....	W, 15-2, 15-4
Oct. 3, 1979.....	W, 15-4, 15-9
Nov. 15, 1979.....	W, 15-11, 18-16, 15-6
Sept. 6, 1980.....	W, 15-12, 15-5, 13-15, 15-7
Sept. 26, 1980.....	W, 16-14, 15-2
Oct. 24, 1980.....	W, 15-12, 15-4
Oct. 25, 1980.....	W, 15-4, 15-4, 15-2
Sept. 26, 1981.....	W, 15-9, 15-1
Oct. 16, 1981.....	W, 15-12, 15-8
Nov. 13, 1981.....	W, 15-8, 15-13
Sept. 15, 1982.....	W, 15-13, 15-10, 15-10
Oct. 9, 1982.....	W, 15-12, 15-4, 12-15, 15-6
Nov. 3, 1982.....	W, 15-5, 15-7, 15-3
Sept. 12, 1983.....	W, 15-2, 15-4, 15-11
Nov. 22, 1983.....	W, 15-2, 15-6, 15-4
Sept. 19, 1984.....	W, 15-6, 15-6, 15-3
Oct. 17, 1984.....	W, 15-9, 15-3, 15-8
Sept. 7, 1985.....	W, 15-6, 15-9, 15-5
Oct. 1, 1985.....	W, 15-1, 15-7, 17-15
Sept. 14, 1986.....	W, 15-6, 11-15, 15-5, 15-3
Oct. 14, 1986.....	W, 15-6, 15-3, 15-4
Sept. 15, 1987.....	W, 15-2, 15-6, 15-4
Oct. 20, 1987.....	W, 15-4, 15-2, 15-4
Nov. 11, 1987.....	W, 15-8, 15-5, 15-10
Oct. 22, 1988.....	W, 15-5, 15-5, 15-5
Nov. 15, 1988.....	W, 15-6, 15-7, 15-8
Oct. 11, 1989.....	W, 15-9, 15-0, 11-15, 15-4
Nov. 7, 1989.....	W, 15-5, 15-2, 15-7
Oct. 3, 1990.....	W, 15-12, 15-13, 15-5
Oct. 30, 1990.....	W, 15-9, 10-15, 16-14, 15-9
Nov. 23, 1990.....	W, 15-7, 15-11, 18-20, 8-15, 15-4
Nov. 2, 1991.....	W, 15-8, 15-3, 15-12
Oct. 29, 1991.....	W, 15-7, 15-8, 15-5
Oct. 7, 1992.....	W, 15-12, 15-8, 15-10
Oct. 27, 1992.....	W, 15-4, 15-7, 15-4
Oct. 16, 1993.....	W, 15-4, 15-5, 15-10
Nov. 10, 1993.....	W, 15-6, 15-9, 10-15, 15-5
Oct. 19, 1994.....	W, 15-6, 15-2, 15-2
Nov. 9, 1994.....	W, 15-13, 15-7, 15-4
Oct. 4, 1995.....	W, 15-4, 15-6, 15-2
Oct. 25, 1995.....	W, 15-5, 15-9, 15-8
Sept. 27, 1996.....	W, 15-4, 15-10, 15-6
Nov. 16, 1996.....	W, 15-8, 15-10, 15-11
Sept. 26, 1997.....	W, 15-12, 12-15, 15-2, 15-2
Nov. 15, 1997.....	W, 15-8, 15-7, 15-2
Oct. 2, 1998.....	W, 15-8, 15-5, 15-5
Oct. 24, 1998.....	W, 15-4, 15-11, 11-15, 16-14
Sept. 29, 1999.....	W, 15-11, 15-6, 15-7
Nov. 2, 1999.....	W, 15-5, 15-9, 15-10
Sept. 20, 2000.....	W, 15-7, 15-5, 15-6
Oct. 28, 2000.....	W, 15-9, 15-3, 15-11
Oct. 10, 2001.....	W, 30-16, 30-16, 30-17
Nov. 10, 2001.....	W, 30-18, 31-29, 30-19
Oct. 23, 2002.....	W, 30-22, 30-21, 30-20
Nov. 20, 2002.....	W, 30-22, 30-25, 30-15
Oct. 8, 2003.....	W, 31-29, 25-30, 30-28, 30-24

Nov. 19, 2003.....	W, 30-22, 30-21, 30-21
Sept. 29, 2004.....	W, 30-13, 30-14, 30-24
Nov. 12, 2004.....	W, 30-27, 30-26, 30-19
Oct. 8, 2005.....	W, 30-16, 26-30, 30-22, 30-15
Oct. 26, 2005.....	W, 30-23, 30-20, 30-19
Sept. 13, 2006.....	W, 30-24, 30-21, 30-24
Nov. 22, 2006.....	W, 30-16, 30-16, 30-20
Sept. 26, 2007.....	W, 30-18, 30-24, 30-18
Oct. 20, 2007.....	W, 30-16, 30-25, 30-26
Sept. 24, 2008.....	W, 25-15, 25-19, 22-25, 25-15
Nov. 15, 2008.....	W, 25-21, 25-18, 25-12
Oct. 7, 2009.....	W, 25-20, 25-20, 25-21
Nov. 21, 2009.....	W, 25-15, 25-12, 25-18
Sept. 22, 2010.....	W, 21-25, 25-13, 25-18, 25-18
Nov. 3, 2010.....	W, 25-17, 25-14, 25-19
Dec. 17, 2015.....	W, 25-20, 25-21, 20-25, 25-16
Dec. 2, 2022.....	W, 25-14, 25-18, 19-25, 26-24

Kansas State Nebraska leads 84-4

Oct. 11, 1975.....	W, 15-2, 15-3
Oct. 18, 1975.....	W, 15-5, 15-1
Oct. 31, 1975.....	W, 15-1, 15-2
Sept. 25, 1976.....	W, 15-7, 15-9, 15-7
Oct. 12, 1976.....	W, 16-14, 15-6, 14-16, 15-3
Oct. 30, 1976.....	W, 15-12, 15-9
Nov. 13, 1976.....	W, 15-12, 15-13
Oct. 10, 1977.....	W, 14-16, 15-10, 15-0, 9-15, 15-12
Oct. 26, 1977.....	W, 15-0, 1-15, 15-3
Oct. 27, 1977.....	W, 15-3, 15-1
Oct. 27, 1978.....	W, 3-15, 15-9, 15-8
Sept. 8, 1979.....	W, 15-7, 15-6
Sept. 26, 1979.....	W, 15-9, 15-4
Nov. 15, 1979.....	W, 15-12, 15-10, 10-15, 15-5
Oct. 7, 1980.....	W, 15-4, 16-14
Oct. 14, 1980.....	W, 15-4, 15-9
Sept. 5, 1981.....	W, 15-5, 15-4, 15-11
Oct. 13, 1981.....	W, 16-14, 5-15, 15-5, 4-15, 15-4
Oct. 16, 1981.....	W, 15-2, 14-16, 15-5
Oct. 28, 1981.....	W, 15-5, 15-10, 15-5
Nov. 12, 1981.....	W, 15-12, 15-1
Nov. 14, 1981.....	W, 15-6, 15-11, 15-4
Oct. 26, 1982.....	W, 15-3, 15-3, 15-6
Nov. 9, 1982.....	W, 15-7, 15-6, 15-13
Sept. 28, 1983.....	W, 15-5, 15-4, 15-10
Nov. 1, 1983.....	W, 15-5, 15-8, 15-11
Oct. 3, 1984.....	W, 15-7, 15-9, 15-5
Oct. 30, 1984.....	W, 15-5, 15-8, 15-0
Oct. 15, 1985.....	W, 15-1, 15-8, 15-7
Nov. 5, 1985.....	W, 15-6, 15-8, 4-15, 16-14
Oct. 22, 1986.....	W, 15-1, 15-5, 15-6
Nov. 4, 1986.....	W, 15-5, 15-3, 15-5
Oct. 13, 1987.....	W, 15-3, 15-5, 15-10
Nov. 3, 1987.....	W, 15-7, 8-15, 15-7, 15-4
Sept. 24, 1988.....	W, 15-10, 15-10, 15-6
Oct. 5, 1988.....	W, 15-9, 15-11, 15-8
Nov. 19, 1988.....	W, 15-11, 15-10, 15-10
Oct. 3, 1989.....	W, 16-14, 15-6, 15-7
Nov. 18, 1989.....	W, 15-7, 15-3, 15-6
Oct. 16, 1990.....	W, 15-13, 15-3, 15-2
Nov. 10, 1990.....	W, 15-11, 15-9, 15-10
Sept. 8, 1991.....	W, 15-5, 15-2, 15-10
Sept. 14, 1991.....	W, 15-7, 15-7, 15-6
Oct. 22, 1991.....	W, 15-3, 15-9, 15-7
Oct. 21, 1992.....	W, 15-2, 15-4, 15-5
Nov. 18, 1992.....	W, 15-2, 15-7, 15-6
Sept. 29, 1993.....	W, 15-5, 15-9, 15-9
Oct. 27, 1993.....	W, 15-5, 15-5, 15-7
Oct. 12, 1994.....	W, 13-15, 15-2, 15-5, 15-6
Nov. 2, 1994.....	W, 15-8, 15-11, 15-3
Oct. 11, 1995.....	W, 15-4, 15-6, 15-8
Nov. 1, 1995.....	W, 15-4, 15-9, 15-5
Sept. 28, 1996.....	W, 9-15, 15-5, 9-15, 15-4, 15-11
Nov. 15, 1996.....	W, 15-12, 15-12, 7-15, 15-12

Sept. 27, 1997.....	W, 14-16, 15-7, 15-7, 15-11
Nov. 14, 1997.....	W, 15-11, 15-4, 16-14
Nov. 6, 1998.....	W, 15-8, 15-10, 16-14
Nov. 28, 1998.....	W, 15-3, 15-12, 15-7
Sept. 22, 1999.....	L, 15-9, 16-14, 16-18, 7-15, 15-17
Oct. 30, 1999.....	W, 15-9, 15-10, 15-6
Oct. 18, 2000.....	W, 15-9, 15-6, 15-8
Nov. 26, 2000.....	W, 15-10, 9-15, 14-16, 15-6, 15-12
Oct. 1, 2001.....	W, 30-28, 30-27, 30-20
Oct. 27, 2001.....	W, 30-24, 30-13, 30-23
Dec. 1, 2001.....	W, 30-25, 28-30, 30-26, 30-19
Sept. 18, 2002.....	W, 30-25, 30-16, 30-27
Nov. 30, 2002.....	W, 30-20, 30-21, 30-19
Oct. 11, 2003.....	L, 22-30, 26-30, 30-19, 30-23, 8-15
Nov. 15, 2003.....	L, 28-30, 31-29, 26-30, 25-30
Oct. 13, 2004.....	W, 28-30, 30-21, 30-25, 30-23
Nov. 6, 2004.....	W, 30-27, 30-24, 30-13
Oct. 19, 2005.....	W, 30-20, 30-17, 30-18
Nov. 19, 2005.....	W, 30-16, 32-34, 30-15, 30-26
Oct. 4, 2006.....	W, 30-17, 30-22, 30-17
Oct. 28, 2006.....	W, 30-21, 30-24, 30-22
Oct. 3, 2007.....	W, 30-16, 30-16, 30-25
Nov. 3, 2007.....	W, 24-30, 27-30, 30-25, 30-19, 15-8
Sept. 17, 2008.....	W, 25-18, 21-25, 25-22, 25-19
Nov. 8, 2008.....	W, 25-23, 25-22, 25-17
Oct. 10, 2009.....	W, 25-13, 25-19, 25-18
Nov. 25, 2009.....	W, 32-30, 26-24, 25-22
Oct. 16, 2010.....	W, 25-19, 25-21, 25-18
Nov. 10, 2010.....	W, 25-9, 27-25, 25-23
Dec. 2, 2011.....	L, 22-25, 25-22, 29-31, 25-22, 11-15
Sept. 15, 2017.....	W, 25-22, 25-11, 25-16
Aug. 28, 2021.....	W, 25-17, 27-25, 11-25, 25-22

Kentucky Nebraska leads 10-2

Dec. 7, 1978.....	W, 15-8, 0-15, 15-12
Oct. 17, 1980.....	L, 9-15, 11-15
Oct. 7, 1983.....	L, 15-9, 15-5, 13-15, 8-15, 10-15
Nov. 29, 1985.....	W, 15-4, 15-5, 15-3
Sept. 22, 1989.....	W, 14-16, 12-15, 15-12, 15-10, 15-12
Sept. 1, 1991.....	W, 15-13, 15-2, 15-10
Sept. 3, 1994.....	W, 15-5, 15-6, 15-12
Aug. 28, 2010.....	W, 25-9, 25-14, 25-20
Sept. 8, 2012.....	W, 25-19, 23-25, 25-22, 25-22
Dec. 9, 2017.....	W, 25-19, 25-22, 25-27, 25-22
Dec. 7, 2018.....	W, 25-17, 25-20, 25-23
Sept. 18, 2022.....	W, 27-25, 25-20, 25-16

Lamar Series tied 2-2

Nov. 6, 1976.....	L, 15-17, 7-15
Sept. 16, 1978.....	L, 1-15, 8-15
Sept. 15, 1979.....	W, 2-15, 15-10, 15-12
Sept. 15, 1979.....	W, 11-15, 16-14, 16-14

Lewis Nebraska leads 1-0

Oct. 12, 1979.....	W, 15-4, 15-5
--------------------	---------------

Liberty Nebraska leads 1-0

Dec. 5, 2008.....	W, 25-11, 21-25, 25-16, 25-19
-------------------	-------------------------------

Long Beach State Nebraska leads 5-4

Nov. 3, 1976.....	W, 15-11, 15-11
Nov. 4, 1977.....	L, 1-15, 10-15
Nov. 1, 1980.....	W, 15-10, 15-12
Sept. 14, 1985.....	W, 15-2, 15-5, 15-7
Dec. 14, 1989.....	L, 12-15, 0-15, 6-15
Dec. 13, 1997.....	L, 9-15, 9-15, 3-15
Sept. 1, 2001.....	L, 26-30, 30-28, 29-31, 25-30
Sept. 3, 2006.....	W, 30-15, 31-29, 30-25
Sept. 10, 2022.....	W, 25-16, 25-22, 25-14

Louisiana-Lafayette Nebraska leads 1-0

Sept. 4, 2009.....	W, 25-14, 25-15, 25-10
--------------------	------------------------

SERIES HISTORY

Louisiana-Monroe.....Nebraska leads 1-0

Aug. 30, 2013..... W, 25-11, 25-21, 25-4

Louisville.....Nebraska leads 5-1

Sept. 23, 1983..... W, 15-9, 15-0, 15-6

Sept. 10, 1993..... W, 15-6, 15-4, 14-16, 15-1

Dec. 13, 1996..... W, 15-7, 15-6, 15-4

Dec. 10, 2004..... W, 30-22, 32-30, 30-19

Sept. 8, 2006..... W, 30-13, 30-24, 30-13

Sept. 18, 2021..... L, 17-25, 20-25, 18-25

Loyola-Chicago.....Nebraska leads 1-0

Aug. 30, 1997..... W, 15-9, 15-7, 15-2

Loyola Marymount.....Nebraska leads 5-0

Oct. 27, 1984..... W, 15-9, 15-8, 15-2

Sept. 25, 1987..... W, 15-13, 15-8, 15-3

Sept. 18, 1998..... W, 15-11, 15-2, 15-13

Sept. 14, 2019..... W, 31-33, 25-19, 25-20, 27-25

Sept. 1, 2022..... W, 25-17, 25-16, 25-17

LSU.....Nebraska leads 8-0

Nov. 25, 1983..... W, 15-4, 15-10, 11-15, 15-3

Sept. 14, 1984..... W, 15-3, 15-7, 16-14

Sept. 20, 1987..... W, 15-12, 16-14, 15-9

Sept. 18, 1993..... W, 15-9, 15-3, 15-4

Sept. 17, 1994..... W, 15-0, 15-6, 15-1

Sept. 6, 2003..... W, 30-22, 30-24, 30-22

Sept. 12, 2008..... W, 25-19, 25-15, 25-20

Sept. 4, 2009..... W, 22-25, 25-16, 21-25, 25-15, 15-8

Maryland.....Nebraska leads 18-0

Sept. 28, 1991 (H)..... W, 15-6, 12-15, 15-9, 15-8

Sept. 17, 1994 (N)..... W, 15-9, 15-10, 15-6

Sept. 12, 2005 (H)..... W, 30-19, 30-17, 30-23

*Nov. 1, 2014 (A)..... W, 25-23, 25-22, 25-16

*Nov. 16, 2014 (H)..... W, 25-17, 25-14, 18-25, 25-18

*Oct. 31, 2015 (H)..... W, 25-9, 25-11, 25-12

*Nov. 14, 2015 (A)..... W, 25-21, 23-25, 25-21, 25-18

*Oct. 16, 2016 (A)..... W, 25-16, 25-14, 25-17

*Nov. 8, 2017 (H)..... W, 25-11, 25-15, 25-16

*Nov. 18, 2017 (A)..... W, 25-23, 25-18, 25-13

*Nov. 24, 2018 (H)..... W, 25-13, 25-10, 25-18

*Oct. 19, 2019 (A)..... W, 25-19, 25-16, 25-13

*Nov. 29, 2019 (H)..... W, 25-20, 25-15, 25-18

*Feb. 5, 2021 (H)..... W, 25-19, 25-27, 25-19, 25-14

*Feb. 6, 2021 (H)..... W, 25-14, 25-21, 25-18

*Nov. 12, 2021 (H)..... W, 25-11, 26-24, 25-18

*Oct. 2, 2022 (A)..... W, 25-18, 25-23, 21-25, 25-22

*Oct. 29, 2022 (H)..... W, 25-16, 25-9, 25-19

Maryland Eastern Shore.....Nebraska leads 1-0

Nov. 29, 2012..... W, 25-14, 25-10, 25-18

Mexican National Team.....Nebraska leads 1-0

Nov. 10, 1980..... W, 8-15, 15-13, 15-9, 11-15, 15-9

Miami.....Nebraska leads 1-0

Dec. 12, 2002..... W, 30-18, 30-17, 30-22

Miami (Ohio).....Nebraska leads 4-0

Nov. 29, 1986..... W, 15-9, 15-5, 15-3

Sept. 4, 1987..... W, 15-11, 15-3, 15-11

Nov. 30, 1990..... W, 15-3, 15-9, 15-9

Aug. 30, 1997..... W, 15-5, 15-2, 15-5

Michigan.....Nebraska leads 21-3

Sept. 14, 2002 (H)..... W, 30-20, 30-28, 30-23

Sept. 3, 2005 (N)..... W, 30-22, 30-19, 30-21

Dec. 12, 2008 (N)..... W, 25-13, 25-16, 25-18

Aug. 28, 2009 (H)..... L, 23-25, 21-25, 17-25

*Oct. 1, 2011 (A)..... W, 25-17, 26-24, 25-16

*Nov. 4, 2011 (H)..... W, 17-25, 26-24, 25-20, 25-21

*Sept. 30, 2012 (H)..... W, 21-25, 25-13, 25-17, 25-21

*Nov. 2, 2012 (A)..... L, 25-21, 25-19, 21-25, 13-25, 9-15

*Oct. 11, 2013 (A)..... W, 25-13, 28-26, 10-25, 20-25, 15-8

*Nov. 16, 2013 (H)..... W, 25-20, 20-25, 25-21, 25-19

*Oct. 12, 2014 (A)..... L, 19-25, 30-32, 21-25

*Nov. 22, 2014 (H)..... W, 25-23, 25-20, 25-21

*Oct. 10, 2015 (H)..... W, 25-18, 25-19, 20-25, 25-17

*Nov. 21, 2015 (A)..... W, 25-19, 22-25, 25-22, 25-19

*Sept. 23, 2016 (A)..... W, 25-22, 25-20, 25-18

*Nov. 26, 2016 (H)..... W, 25-19, 25-17, 22-25, 25-21

*Oct. 29, 2017 (A)..... W, 25-22, 25-18, 25-13

*Sept. 21, 2018 (H)..... W, 25-19, 25-27, 25-17, 25-12

*Nov. 10, 2018 (A)..... W, 15-25, 25-20, 28-26, 26-24

*Oct. 13, 2019 (H)..... W, 25-21, 25-22, 25-14

*March 25, 2021 (A)..... W, 19-25, 25-16, 25-15, 25-20

*March 26, 2021 (A)..... W, 25-19, 25-15, 25-13

*Oct. 1, 2021 (H)..... W, 25-14, 25-15, 25-13

*Oct. 8, 2022 (A)..... W, 25-14, 26-24, 25-19

Michigan State.....Nebraska leads 25-2-2

Nov. 4, 1978 (N)..... T, 15-13, 6-15

Oct. 19, 1979 (N)..... W, 15-10, 15-8

Nov. 3, 1979 (N)..... T, 3-15, 15-9

Dec. 14, 1995 (N)..... W, 10-15, 15-8, 15-8, 9-15, 15-8

Sept. 6, 1996 (H)..... W, 15-7, 15-11, 13-15, 11-15, 15-13

Sept. 7, 1996 (H)..... W, 15-11, 15-8, 15-7

Dec. 6, 1997 (H)..... W, 15-7, 15-12, 15-4

Sept. 9, 2000 (N)..... W, 15-3, 15-3, 15-4

Sept. 13, 2003 (H)..... W, 30-20, 30-20, 30-24

Dec. 7, 2007 (N)..... W, 25-30, 28-30, 30-17, 30-28, 15-9

*Sept. 30, 2011 (A)..... W, 27-25, 16-25, 21-25, 25-17, 16-14

*Nov. 5, 2011 (H)..... W, 25-11, 25-18, 25-23

*Sept. 26, 2012 (H)..... W, 25-17, 25-16, 25-22

*Nov. 4, 2012 (A)..... L, 13-25, 25-23, 18-25, 25-23, 15-17

*Oct. 12, 2013 (A)..... L, 20-25, 24-26, 25-20, 19-25

*Nov. 15, 2013 (H)..... W, 25-23, 25-13, 25-22

*Oct. 10, 2014 (A)..... W, 25-20, 25-18, 22-25, 25-23

*Nov. 12, 2014 (H)..... W, 20-25, 25-21, 25-22, 25-23

*Oct. 7, 2015 (H)..... W, 23-25, 25-15, 28-26, 25-15

*Nov. 11, 2015 (A)..... W, 25-19, 27-29, 23-25, 25-18, 16-14

*Sept. 24, 2016 (A)..... W, 22-25, 23-25, 25-20, 25-14, 16-14

*Oct. 4, 2017 (H)..... W, 25-19, 25-15, 22-25, 25-19

*Oct. 27, 2017 (A)..... W, 25-16, 19-25, 25-17, 25-14

*Sept. 23, 2018 (H)..... W, 25-18, 25-9, 21-25, 25-16

*Oct. 11, 2019 (H)..... W, 21-25, 25-15, 25-14, 25-22

*Nov. 13, 2019 (A)..... W, 25-20, 25-18, 25-23

*Oct. 3, 2021 (H)..... W, 25-16, 25-19, 25-20

*Sept. 23, 2022 (H)..... W, 25-15, 25-19, 25-23

*Oct. 6, 2022 (A)..... W, 25-18, 25-23, 25-9

Middle Tennessee State.....Nebraska leads 1-0

Sept. 2, 2006..... W, 30-14, 30-15, 30-15

Midland.....Nebraska leads 2-1

Sept. 27, 1975..... L, 15-2, 10-15, 14-16

Oct. 14, 1975..... W, 15-1, 15-0

Oct. 16, 1976..... W, 15-6, 15-2

Minnesota.....Nebraska leads 36-12

Oct. 18, 1975 (N)..... W, 15-11, 16-14

Nov. 20, 1975 (N)..... W, 15-4, 15-3

Oct. 9, 1976 (N)..... W, 15-11, 15-5

Oct. 23, 1976 (A)..... W, 15-7, 15-13

Nov. 18, 1976 (N)..... W, 13-15, 15-7, 15-5

Nov. 20, 1976 (N)..... W, 15-2, 15-6

Sept. 30, 1977 (N)..... W, 15-12, 15-8

Oct. 15, 1977 (H)..... W, 15-9, 15-13

Nov. 12, 1977 (H)..... W, 15-11, 11-15, 18-16

Nov. 12, 1977 (H)..... W, 15-10, 15-13

Nov. 18, 1977 (N)..... W, 15-13, 7-15, 15-12

Sept. 15, 1978 (N)..... L, 15-13, 1-15, 10-15

Sept. 30, 1978 (H)..... L, 9-15, 11-15, 15-10, 15-8, 5-15

Sept. 29, 1979 (H)..... W, 15-12, 16-18, 15-12, 15-11

Nov. 16, 1979 (N)..... W, 15-2, 10-15, 15-11, 15-12

Sept. 26, 1980 (H)..... W, 15-13, 10-15, 15-7

Sept. 27, 1980 (H)..... L, 2-15, 9-15

Oct. 4, 1980 (N)..... L, 8-15, 13-15

Nov. 20, 1980 (N)..... W, 11-15, 15-4, 15-11, 15-3

Nov. 21, 1980 (N)..... W, 15-6, 18-16, 15-13

Sept. 26, 1981 (H)..... W, 8-15, 15-12, 15-6, 15-11

Oct. 31, 1981 (A)..... W, 8-15, 15-6, 15-8, 15-5

Sept. 11, 1987 (H)..... W, 15-7, 7-15, 15-11, 12-15, 15-9

Sept. 15, 1989 (A)..... W, 15-9, 15-6, 8-15, 15-7

Dec. 8, 1989 (H)..... W, 15-10, 11-15, 15-13, 15-12

Nov. 2, 1990 (H)..... W, 15-2, 15-3, 15-8

Sept. 5, 2005 (A)..... W, 30-27, 30-25, 26-30, 28-30, 15-12

Sept. 10, 2006 (H)..... W, 28-30, 30-25, 30-22, 30-22

Dec. 9, 2006 (N)..... W, 25-30, 22-30, 30-20, 30-25, 15-9

Aug. 29, 2009 (H)..... W, 25-20, 21-25, 25-19, 15-25, 15-8

*Oct. 15, 2011 (A)..... W, 28-30, 19-25, 25-10, 25-12, 15-11

*Nov. 16, 2011 (H)..... W, 17-25, 25-18, 25-15, 25-16

*Oct. 14, 2012 (H)..... W, 18-25, 27-25, 25-23, 25-16

*Nov. 16, 2012 (A)..... L, 12-25, 25-15, 25-22, 19-25, 19-21

*Oct. 4, 2013 (H)..... W, 25-22, 25-19, 25-19

*Nov. 10, 2013 (A)..... W, 25-22, 15-25, 27-25, 15-25, 15-11

*Oct. 22, 2014 (A)..... W, 21-25, 16-25, 25-21, 25-19, 15-7

*Oct. 23, 2015 (H)..... L, 23-25, 22-25, 26-24, 25-27

*Oct. 23, 2016 (H)..... W, 24-26, 25-18, 26-24, 22-25, 15-8

*Nov. 23, 2016 (A)..... L, 25-21, 25-22, 26-28, 17-25, 15-17

*Sept. 29, 2017 (H)..... W, 25-21, 25-18, 25-13

*Oct. 6, 2018 (H)..... L, 20-25, 25-23, 14-25, 21-25

*Oct. 20, 2018 (A)..... L, 25-19, 23-25, 23-25, 18-25

*Nov. 22, 2019 (A)..... W, 25-22, 25-18, 19-25, 11-25, 15-3

*Feb. 19, 2021 (H)..... L, 15-25, 25-20, 24-26, 23-25

*Feb. 20, 2021 (H)..... W, 25-17, 25-15, 25-22

*Oct. 30, 2021 (A)..... L, 22-25, 30-28, 21-25, 25-23, 9-15

*Nov. 26, 2022 (H)..... L, 22-25, 23-25, 22-25

Minnesota-Duluth.....Series tied 1-1

Nov. 11, 1978..... L, 13-15, 14-16, 15-17

Nov. 11, 1978..... W, 15-7, 15-2

Minnesota State-Mankato.....Nebraska leads 3-0

Oct. 23, 1976..... W, 15-3, 15-6

Nov. 19, 1976..... W, 15-1, 15-12

Nov. 17, 1978..... W, 15-0, 15-12

Mississippi.....Nebraska leads 1-0

Sept. 3, 2022..... W, 25-13, 25-23, 25-21

Missouri.....Nebraska leads 73-3-1

Oct. 31, 1975..... W, 15-3, 15-9

Nov. 22, 1975..... W, 15-5, 10-15, 15-9

Oct. 30, 1976..... W, 15-7, 11-15, 15-9

Nov. 19, 1976..... W, 15-13, 15-8

Sept. 30, 1977..... T, 15-1, 13-15

Oct. 15, 1977..... L, 15-9, 9-15, 13-15

Oct. 28, 1977..... W, 15-7, 15-7

Nov. 17, 1977..... W, 9-15, 15-7, 16-14

Oct. 28, 1978..... W, 13-15, 15-11, 15-5

Nov. 11, 1978..... W, 15-1, 15-6

Nov. 17, 1978..... W, 15-2, 15-8, 15-11

Oct. 25, 1980..... W, 15-6, 15-7

SERIES HISTORY

Oct. 11, 1986.....	W, 15-2, 15-4, 15-1
Oct. 25, 1986.....	W, 15-1, 15-2, 15-8
Oct. 10, 1987.....	W, 15-5, 15-1, 15-12
Nov. 14, 1987.....	W, 15-7, 15-5, 15-7
Oct. 21, 1988.....	W, 15-4, 15-2, 15-4
Nov. 12, 1988.....	W, 15-2, 15-3, 15-6
Oct. 29, 1989.....	W, 15-10, 15-2, 15-2
Nov. 17, 1989.....	W, 15-4, 15-5, 15-6
Oct. 6, 1990.....	W, 15-1, 15-3, 15-2
Nov. 9, 1990.....	W, 15-4, 15-9, 15-4
Sept. 3, 1991.....	W, 15-2, 15-5, 15-6
Nov. 15, 1991.....	W, 15-3, 15-3, 15-2
Oct. 10, 1992.....	W, 15-5, 15-6, 15-3
Oct. 31, 1992.....	W, 15-1, 15-13, 15-10
Oct. 23, 1993.....	W, 15-2, 15-8, 15-7
Nov. 13, 1993.....	W, 15-10, 15-6, 15-3
Sept. 28, 1994.....	W, 15-1, 15-4, 15-9
Nov. 12, 1994.....	W, 15-2, 15-3, 15-1
Oct. 14, 1995.....	W, 15-8, 15-7, 15-2
Nov. 15, 1995.....	W, 15-2, 15-4, 15-0
Oct. 5, 1996.....	W, 15-5, 15-6, 15-5
Nov. 8, 1996.....	W, 15-3, 15-2, 15-5
Oct. 4, 1997.....	W, 15-4, 15-0, 15-2
Nov. 7, 1997.....	W, 15-9, 15-6, 15-3
Sept. 26, 1998.....	W, 15-7, 15-3, 15-4
Oct. 30, 1998.....	W, 14-16, 15-3, 13-15, 15-4, 15-4
Oct. 20, 1999.....	W, 15-5, 15-11, 15-1
Nov. 24, 1999.....	W, 15-9, 15-3, 15-8
Sept. 16, 2000.....	W, 15-0, 15-9, 15-3
Oct. 25, 2000.....	W, 15-7, 15-4, 15-11
Oct. 3, 2001.....	W, 30-15, 30-24, 35-33
Oct. 24, 2001.....	W, 23-30, 30-25, 30-21, 30-21
Oct. 9, 2002.....	W, 30-25, 30-20, 30-22
Nov. 27, 2002.....	W, 30-21, 30-27, 30-25
Oct. 15, 2003.....	L, 30-28, 30-24, 25-30, 29-31, 9-15
Nov. 8, 2003.....	W, 30-28, 31-29, 30-26
Sept. 15, 2004.....	W, 30-27, 30-24, 31-29
Nov. 17, 2004.....	W, 30-26, 30-27, 30-19
Oct. 5, 2005.....	W, 30-26, 22-30, 30-23, 30-27
Nov. 13, 2005.....	W, 28-30, 27-30, 30-21, 30-24, 15-3
Oct. 11, 2006.....	W, 30-25, 30-22, 31-29
Oct. 25, 2006.....	W, 30-27, 30-23, 30-16
Oct. 17, 2007.....	W, 31-29, 30-18, 30-14
Oct. 31, 2007.....	W, 30-19, 32-34, 30-11, 24-30, 15-10
Oct. 12, 2008.....	W, 25-20, 25-21, 25-18
Nov. 12, 2008.....	W, 25-19, 25-22, 25-14
Oct. 16, 2009.....	W, 25-17, 25-15, 21-25, 25-13
Nov. 4, 2009.....	W, 25-19, 25-16, 25-16
Oct. 6, 2010.....	W, 25-21, 25-18, 25-16
Oct. 23, 2010.....	W, 25-13, 25-22, 25-16
Dec. 1, 2018.....	W, 25-14, 25-22, 25-18
Dec. 7, 2019.....	W, 20-25, 25-20, 32-30, 25-18

Missouri-St. Louis Nebraska leads 1-0
 Nov. 19, 1977..... W, 15-0, 15-7, 15-10

Missouri State Nebraska leads 16-15
 Oct. 17, 1975..... L, 3-15, 3-15
 Nov. 1, 1975..... L, 6-15, 8-15
 Nov. 1, 1975..... L, 9-15, 15-13, 7-15
 Nov. 22, 1975..... L, 12-15, 7-15
 Nov. 20, 1976..... L, 12-15, 15-11, 4-15
 Sept. 23, 1977..... L, 10-15, 11-15
 Nov. 19, 1977..... L, 9-15, 12-15, 9-15
 Sept. 29, 1978..... L, 11-15, 15-4, 10-15
 Sept. 30, 1978..... L, 15-13, 15-11, 10-15, 4-15, 6-15
 Nov. 18, 1978..... W, 6-15, 15-12, 15-12
 Nov. 18, 1978..... W, 17-15, 15-4, 12-15, 15-9
 Nov. 16, 1979..... L, 12-15, 15-11, 10-15, 10-15
 Nov. 17, 1979..... L, 7-15, 16-14, 15-12, 11-15, 10-15
 Nov. 17, 1979..... W, 5-15, 15-9, 15-10, 15-13
 Sept. 12, 1980..... W, 16-14, 15-11
 Sept. 13, 1980..... W, 12-15, 15-12, 15-10

Sept. 27, 1980..... L, 14-16, 9-15, 11-15
 Nov. 21, 1980..... L, 15-11, 3-15, 11-15, 12-15
 Nov. 22, 1980..... L, 15-11, 2-15, 9-15, 12-15
 Sept. 11, 1981..... W, 15-7, 15-6
 Sept. 13, 1981..... L, 12-15, 15-8, 3-15, 11-15
 Sept. 26, 1981..... W, 12-15, 15-13, 15-12, 5-15, 15-11
 Oct. 17, 1981..... W, 15-12, 15-11
 Sept. 24, 1982..... W, 15-3, 15-6, 11-15, 15-13
 Sept. 25, 1982..... W, 15-5, 13-15, 15-12, 15-9
 Oct. 2, 1982..... W, 2-15, 15-7, 15-12, 8-15, 16-14
 Sept. 23, 1983..... W, 15-5, 15-4, 15-8
 Sept. 29, 1984..... W, 7-15, 15-11, 15-5, 15-5
 Oct. 6, 1985..... W, 15-6, 15-5, 15-1
 Sept. 24, 1993..... W, 15-9, 15-7, 15-13
 Sept. 15, 2018..... W, 25-19, 25-12, 25-4

Missouri Western Nebraska leads 2-0
 Nov. 10, 1979..... W, 15-11, 15-5, 15-11
 Nov. 15, 1980..... W, 15-8, 15-8, 15-6

Montana Nebraska leads 2-0
 Sept. 10, 1982..... W, 15-6, 15-11
 Sept. 14, 1985..... W, 15-13, 15-7, 15-5

Montana State Nebraska leads 1-0
 Sept. 16, 2016..... W, 25-15, 25-5, 25-16

Morgan State Nebraska leads 1-0
 Dec. 4, 1998..... W, 15-1, 15-2, 15-0

Nebraska-Kearney Nebraska leads 7-1
 Oct. 18, 1975..... L, 9-15, 8-15
 Oct. 25, 1975..... W, 15-11, 15-8
 Oct. 28, 1975..... W, 15-7, 5-15, 15-7
 Oct. 19, 1976..... W, 15-8, 15-13, 15-2
 Sept. 17, 1977..... W, 5-15, 15-12, 15-9
 Sept. 28, 1977..... W, 15-13, 4-15, 15-6
 Sept. 23, 1978..... W, 15-12, 15-7, 15-6
 Sept. 21, 1979..... W, 13-15, 15-2, 15-3

New Hampshire Nebraska leads 1-0
 Dec. 2, 2016..... W, 25-9, 25-23, 25-18

New Mexico Nebraska leads 6-2
 Sept. 21, 1991..... L, 4-15, 12-15, 12-15
 Sept. 4, 1992..... L, 15-11, 13-15, 15-11, 8-15, 7-15
 Sept. 24, 1994..... W, 15-5, 15-6, 10-15, 17-15
 Aug. 31, 1996..... W, 17-15, 15-9, 15-12
 Sept. 13, 2008..... W, 25-19, 25-18, 25-17
 Aug. 27, 2011..... W, 25-16, 25-17, 25-17
 Sept. 10, 2016..... W, 25-22, 25-20, 25-14
 Sept. 14, 2018..... W, 23-25, 15-12, 25-20, 25-11

New Mexico State Nebraska leads 3-0
 Sept. 8, 1988..... W, 15-9, 14-16, 15-12, 15-11
 Sept. 8, 2007..... W, 30-17, 30-25, 30-22
 Aug. 26, 2011..... W, 20-25, 26-24, 25-13, 25-12, 15-8

New Orleans Nebraska leads 1-0
 Sept. 5, 2003..... W, 30-17, 30-16, 30-17

North Carolina Series tied 1-1
 Sept. 29, 1990..... W, 15-13, 15-8, 15-8
 Sept. 13, 1996..... L, 15-12, 15-13, 11-15, 13-15, 12-15

North Dakota Nebraska leads 3-0
 Nov. 19, 1976..... W, 16-14, 15-7
 Nov. 17, 1977..... W, 15-11, 7-15, 15-0
 Nov. 10, 1978..... W, 15-6, 15-7

North Dakota State Nebraska leads 1-0
 Sept. 17, 1977..... W, 15-11, 15-2

North Texas Nebraska leads 5-1
 Sept. 23, 1977..... W, 15-5, 6-15, 15-6
 Oct. 22, 1977..... W, 15-12, 11-15, 15-13
 Sept. 29, 1978..... W, 15-11, 15-4
 Oct. 21, 1978..... L, 9-15, 6-15
 Sept. 12, 1980..... W, 15-13, 15-6
 Sept. 13, 1981..... W, 14-16, 15-6, 15-5

Northeastern Nebraska leads 1-0
 Sept. 5, 2008..... W, 25-17, 25-20, 25-20

Northern Colorado Series tied 2-2
 Sept. 22, 1979..... L, 15-12, 8-15, 15-10, 10-15, 9-15
 Sept. 21, 1980..... L, 15-12, 12-15, 6-15, 15-10, 3-15
 Nov. 14, 1980..... W, 15-6, 15-1
 Nov. 15, 1980..... W, 15-6, 12-15, 15-6, 15-11

Northern Illinois Nebraska leads 2-0
 Oct. 12, 1979..... W, 15-0, 15-6
 Sept. 13, 1986..... W, 15-3, 15-5, 15-5

Northern Iowa Nebraska leads 6-1-1
 Nov. 18, 1976..... W, 15-8, 15-5
 Oct. 1, 1977..... T, 15-1, 9-15
 Dec. 3, 1987..... W, 15-9, 15-1, 15-6
 Nov. 2, 2003..... W, 30-21, 30-28, 30-22
 Dec. 2, 2006..... W, 30-16, 30-16, 30-14
 Dec. 5, 2009..... W, 25-14, 25-17, 25-21
 Nov. 30, 2012..... W, 25-21, 25-16, 25-21
 Sept. 16, 2017..... L, 20-25, 23-25, 25-14, 21-25

Northwestern Nebraska leads 18-1
 Oct. 13, 1979 (N)..... W, 15-2, 15-3
 Sept. 15, 1984 (H)..... W, 15-6, 15-13, 15-10
 Sept. 16, 1988 (N)..... W, 15-7, 15-7, 15-8
 Sept. 1, 2000 (H)..... W, 15-4, 15-7, 15-6
 *Nov. 26, 2011 (A)..... L, 20-25, 25-9, 21-25, 23-25
 *Nov. 24, 2012 (H)..... W, 25-15, 25-22, 20-25, 25-21
 *Sept. 27, 2013 (A)..... W, 25-16, 20-25, 25-21, 25-20
 *Nov. 2, 2013 (H)..... W, 21-25, 25-17, 21-25, 25-17, 15-13
 *Oct. 15, 2014 (H)..... W, 25-12, 25-22, 25-13
 *Oct. 16, 2015 (A)..... W, 25-13, 25-19, 25-19
 *Oct. 29, 2016 (H)..... W, 25-20, 25-11, 25-20
 *Oct. 20, 2017 (H)..... W, 25-20, 25-15, 25-12
 *Nov. 22, 2017 (A)..... W, 25-13, 25-20, 25-21
 *Sept. 28, 2018 (A)..... W, 25-19, 25-12, 25-23
 *Sept. 28, 2019 (A)..... W, 25-21, 25-17, 30-28
 *Nov. 6, 2019 (H)..... W, 25-18, 25-7, 25-18
 *Sept. 22, 2021 (A)..... W, 25-21, 25-21, 23-25, 25-16
 *Oct. 16, 2022 (H)..... W, 25-23, 25-16, 25-18
 *Nov. 6, 2022 (A)..... W, 27-29, 25-20, 23-25, 25-23, 15-6

Notre Dame Nebraska leads 9-2
 Nov. 26, 1983..... W, 15-4, 15-7, 15-1
 Oct. 22, 1987..... W, 15-3, 15-1, 15-9
 Oct. 28, 1988..... W, 15-12, 15-7, 15-13
 Sept. 25, 1993..... L, 8-15, 7-15, 15-3, 10-15
 Dec. 5, 1993..... L, 11-15, 10-15, 8-15
 Nov. 7, 1995..... W, 15-1, 15-11, 15-6
 Sept. 4, 2000..... W, 15-3, 15-9, 15-12
 Sept. 8, 2001..... W, 31-29, 30-22, 30-20
 Sept. 3, 2004..... W, 30-19, 30-28, 30-24
 Sept. 4, 2004..... W, 30-23, 26-30, 24-30, 30-19, 15-10
 Aug. 26, 2012..... W, 25-19, 25-21, 25-13

Northwest Missouri St. Nebraska leads 2-0
 Sept. 21, 1976..... W, 15-6, 15-3
 Oct. 16, 1976..... W, 15-5, 15-8

Occidental Occidental leads 1-0
 Nov. 3, 1976..... L, 5-15, 15-1, 10-15, 17-15, 14-16

SERIES HISTORY

Ohio Nebraska leads 1-0
 Aug. 31, 2018..... W, 25-17, 25-14, 25-17

Ohio State Nebraska leads 18-10
 Dec. 8, 1978 (N)..... L, 2-15, 14-16
 Oct. 18, 1980 (N)..... L, 13-15, 10-15
 Nov. 24, 1984 (N)..... W, 15-13, 15-11, 15-7
 Sept. 8, 1990 (N)..... W, 15-9, 8-15, 16-14, 15-9
 Dec. 14, 1991 (H)..... L, 15-9, 9-15, 16-17, 7-15
 Sept. 12, 1992 (N)..... W, 15-12, 15-8, 15-2
 Sept. 13, 1997 (H)..... W, 15-5, 15-13, 15-11
 Sept. 12, 1998 (A)..... W, 15-8, 15-3, 15-10
 Dec. 8, 2000 (H)..... W, 15-9, 15-6, 15-5
 Sept. 2, 2005 (A)..... W, 30-15, 30-19, 30-17
 *Sept. 24, 2011 (H)..... W, 25-23, 23-25, 25-11, 25-16
 *Oct. 28, 2011 (A)..... W, 19-25, 25-22, 25-19, 25-17
 *Sept. 22, 2012 (A)..... W, 17-25, 25-12, 25-20, 25-14
 *Oct. 26, 2012 (H)..... L, 22-25, 24-26, 25-19, 23-25
 *Oct. 25, 2013 (A)..... W, 22-25, 25-12, 25-17, 25-19
 *Oct. 4, 2014 (H)..... L, 27-25, 25-27, 25-23, 17-25, 14-16
 *Oct. 3, 2015 (A)..... L, 25-22, 18-25, 22-25, 25-17, 10-15
 *Oct. 1, 2016 (H)..... L, 25-17, 21-25, 21-25, 13-25
 *Oct. 14, 2016 (A)..... W, 25-20, 25-20, 23-25, 27-25
 *Nov. 17, 2017 (A)..... W, 25-23, 25-12, 22-25, 25-23
 *Oct. 24, 2018 (A)..... W, 25-15, 23-25, 25-12, 25-9
 *Nov. 23, 2018 (H)..... W, 25-15, 25-12, 25-12
 *Nov. 30, 2019 (H)..... W, 25-15, 25-16, 25-19
 *March 12, 2021 (H)..... W, 21-25, 21-25, 25-20, 25-20, 15-10
 *March 13, 2021 (H)..... L, 20-25, 25-22, 25-21, 21-25, 13-15
 *Nov. 6, 2021 (A)..... L, 25-27, 21-25, 23-25
 *Sept. 24, 2022 (H)..... W, 25-22, 24-26, 19-25, 25-20, 15-13
 *Nov. 13, 2022 (A)..... L, 29-31, 21-25, 28-26, 16-25

Oklahoma Nebraska leads 75-6
 Nov. 8, 1975..... W, 15-8, 15-8
 Oct. 30, 1976..... W, 15-13, 15-5
 Oct. 28, 1977..... W, 15-2, 15-7
 Oct. 27, 1978..... W, 15-7, 15-3
 Oct. 27, 1979..... W, 15-12, 15-4, 15-9
 Oct. 4, 1980..... L, 15-2, 10-15, 14-16
 Oct. 25, 1980..... W, 15-5, 15-3, 15-13
 Sept. 11, 1981..... W, 15-5, 15-13
 Sept. 25, 1981..... W, 15-4, 15-9
 Oct. 3, 1981..... W, 15-5, 15-9
 Oct. 17, 1981..... W, 15-8, 15-12
 Oct. 8, 1982..... W, 15-3, 9-15, 15-9, 17-15
 Oct. 19, 1982..... W, 15-8, 15-8, 15-7
 Oct. 23, 1982..... W, 15-5, 15-6, 15-6
 Oct. 22, 1983..... W, 15-11, 15-7, 15-4
 Nov. 5, 1983..... W, 15-5, 15-4, 15-3
 Sept. 22, 1984..... W, 15-12, 15-9, 15-7
 Oct. 20, 1984..... W, 15-9, 15-5, 15-6
 Nov. 16, 1984..... W, 15-7, 15-8, 15-7
 Oct. 5, 1985..... W, 15-2, 15-5, 15-8
 Nov. 2, 1985..... W, 15-12, 15-12, 15-5
 Nov. 24, 1985..... W, 15-5, 15-4, 15-13
 Oct. 18, 1986..... W, 15-2, 15-2, 15-10
 Nov. 1, 1986..... W, 15-6, 15-2, 15-5
 Nov. 23, 1986..... W, 15-3, 15-10, 15-6
 Oct. 17, 1987..... W, 15-6, 15-4, 15-12
 Oct. 21, 1987..... L, 15-3, 13-15, 4-15, 6-15
 Oct. 31, 1987..... W, 15-12, 15-9, 15-5
 Oct. 1, 1988..... L, 15-8, 7-15, 4-15, 15-10, 5-15
 Oct. 15, 1988..... W, 15-9, 14-16, 15-4, 11-15, 15-13
 Dec. 9, 1988..... L, 12-15, 9-15, 15-8, 15-11, 10-15
 Oct. 7, 1989..... W, 15-6, 15-12, 7-15, 15-5
 Oct. 28, 1989..... W, 15-11, 16-14, 15-7
 Nov. 25, 1989..... W, 15-6, 17-15, 15-3
 Oct. 20, 1990..... W, 15-0, 15-9, 15-7
 Nov. 17, 1990..... W, 15-13, 15-1, 15-10
 Oct. 19, 1991..... W, 15-7, 8-15, 15-8, 15-8
 Nov. 16, 1991..... W, 15-4, 15-11, 13-15, 15-10
 Sept. 25, 1992..... W, 15-11, 15-4, 15-2

Oct. 17, 1992..... W, 15-4, 16-14, 15-7
 Nov. 27, 1992..... W, 11-15, 8-15, 15-4, 15-0, 15-7
 Oct. 9, 1993..... L, 10-15, 15-9, 9-15, 8-15
 Nov. 19, 1993..... W, 15-9, 15-4, 7-15, 15-4
 Nov. 26, 1993..... W, 11-15, 15-8, 16-14, 15-10
 Oct. 8, 1994..... W, 15-9, 15-10, 15-9
 Nov. 19, 1994..... W, 15-8, 15-2, 15-5
 Nov. 25, 1994..... W, 15-4, 15-4, 15-5
 Sept. 30, 1995..... W, 15-9, 15-2, 15-2
 Nov. 10, 1995..... W, 15-7, 15-7, 15-5
 Nov. 24, 1995..... W, 15-7, 15-9, 15-5
 Oct. 13, 1996..... W, 15-11, 15-7, 15-0
 Nov. 1, 1996..... W, 15-11, 15-10, 15-9
 Oct. 10, 1997..... L, 15-17, 11-15, 10-15
 Nov. 1, 1997..... W, 16-14, 15-9, 15-13
 Oct. 3, 1998..... W, 15-7, 15-4, 15-4
 Oct. 23, 1998..... W, 15-6, 15-6, 15-12
 Oct. 13, 1999..... W, 15-4, 15-7, 15-6
 Nov. 18, 1999..... W, 18-16, 15-5, 15-6
 Sept. 23, 2000..... W, 15-5, 15-6, 15-13
 Nov. 1, 2000..... W, 15-6, 15-8, 15-12
 Oct. 6, 2001..... W, 30-21, 30-24, 35-33
 Nov. 14, 2001..... W, 30-17, 30-21, 30-15
 Oct. 16, 2002..... W, 30-14, 30-16, 30-19
 Nov. 16, 2002..... W, 30-18, 30-7, 30-15
 Oct. 4, 2003..... W, 30-17, 30-17, 30-22
 Nov. 1, 2003..... W, 30-17, 30-18, 30-19
 Oct. 9, 2004..... W, 30-17, 30-22, 30-16
 Nov. 20, 2004..... W, 30-27, 33-35, 30-13, 30-19
 Sept. 28, 2005..... W, 28-30, 30-25, 31-29, 30-20
 Nov. 2, 2005..... W, 30-15, 20-24, 30-19
 Sept. 16, 2006..... W, 30-27, 30-18, 34-32
 Nov. 4, 2006..... W, 30-19, 30-26, 30-27
 Oct. 13, 2007..... W, 30-25, 30-21, 30-25
 Nov. 17, 2007..... W, 30-18, 30-25, 30-20
 Oct. 8, 2008..... W, 25-16, 25-19, 25-14
 Oct. 25, 2008..... W, 25-21, 25-16, 25-13
 Sept. 30, 2009..... W, 17-25, 26-24, 25-15, 25-27, 15-10
 Oct. 24, 2009..... W, 25-22, 25-22, 22-25, 25-15
 Sept. 29, 2010..... W, 18-25, 25-17, 25-17, 26-24
 Nov. 17, 2010..... W, 25-22, 25-23, 25-14
 Sept. 6, 2012..... W, 25-14, 25-11, 25-16

Oklahoma State Nebraska leads 6-0
 Oct. 29, 1976..... W, 15-5, 15-10
 Oct. 14, 1977..... W, 15-7, 15-2
 Oct. 14, 1977..... W, 15-4, 16-14
 Oct. 27, 1977..... W, 15-6, 15-3
 Oct. 27, 1978..... W, 15-6, 8-15, 15-6
 Oct. 26, 1979..... W, 15-0, 15-4

Omaha Nebraska leads 17-1
 Oct. 4, 1975..... W, 15-1, 15-6
 Nov. 4, 1975..... W, 15-12, 15-5
 Sept. 18, 1976..... W, 15-10, 15-9
 Oct. 12, 1976..... W, 15-7, 15-5, 15-11
 Oct. 16, 1976..... W, 15-12, 15-4
 Nov. 13, 1976..... W, 15-7, 12-15, 15-8
 Oct. 14, 1977..... W, 15-2, 15-0
 Oct. 26, 1977..... W, 11-15, 15-7, 15-7
 Nov. 12, 1977..... W, 15-6, 15-6
 Oct. 4, 1978..... W, 10-15, 15-8, 17-15, 15-10
 Oct. 31, 1978..... W, 15-10, 15-6, 15-7
 Sept. 9, 1980..... W, 9-15, 15-11, 15-12, 15-8
 Sept. 4, 1982..... W, 15-4, 15-6, 15-11
 Sept. 10, 1985..... W, 15-5, 15-2, 15-13
 Sept. 2, 1986..... L, 13-15, 15-8, 15-8, 14-16, 13-15
 Sept. 1, 1990..... W, 15-3, 15-8, 15-12
 Sept. 16, 2017..... W, 26-24, 25-15, 25-13
 Sept. 3, 2021..... W, 16-25, 25-14, 16-25, 25-13, 15-7

Oral Roberts Nebraska leads 7-1
 Oct. 20, 1979..... L, 9-15, 11-15
 Sept. 12, 1980..... W, 15-6, 8-15, 15-13
 Oct. 16, 1981..... W, 15-3, 15-7
 Sept. 12, 1997..... W, 15-12, 15-3, 16-14
 Sept. 4, 2000..... W, 15-0, 15-1, 15-0
 Nov. 30, 2001..... W, 30-8, 30-15, 30-23
 Sept. 1, 2008..... W, 25-19, 25-14, 25-17
 Sept. 1, 2017..... W, 25-8, 25-16, 25-10

Oregon Nebraska leads 6-3
 Sept. 28, 1985..... W, 15-4, 15-3, 15-3
 Sept. 6, 1986..... W, 15-13, 13-15, 15-5, 11-15, 15-3
 Dec. 8, 2012..... L, 25-15, 22-25, 18-25, 17-25
 Dec. 7, 2013..... W, 25-22, 25-19, 25-22
 Sept. 5, 2015..... W, 21-25, 21-25, 25-23, 25-20, 15-12
 Aug. 25, 2017..... L, 20-25, 21-25, 26-24, 23-25
 Aug. 25, 2018..... W, 25-21, 25-21, 26-24
 Dec. 8, 2018..... W, 25-22, 25-23, 25-17
 Dec. 8, 2022..... L, 25-14, 24-26, 25-22, 30-32, 11-15

Oregon State Nebraska leads 4-0
 Sept. 17, 1983..... W, 15-9, 14-16, 15-7, 10-15, 15-3
 Sept. 2, 1994..... W, 17-15, 15-6, 15-7
 Sept. 11, 1998..... W, 15-3, 15-9, 15-5
 Sept. 3, 2016..... W, 25-16, 25-14, 25-12

Pacific Pacific leads 9-7-1
 Nov. 4, 1978..... L, 6-15, 6-15
 Nov. 2, 1979..... T, 15-11, 9-15
 Nov. 7, 1981..... L, 12-15, 3-15
 Dec. 8, 1984..... L, 8-15, 10-15, 15-13, 3-15
 Nov. 16, 1986..... L, 8-15, 11-15, 12-15
 Dec. 20, 1986..... L, 12-15, 4-15, 4-15
 Sept. 3, 1988..... W, 16-14, 15-12, 15-11
 Sept. 22, 1990..... L, 13-15, 4-15, 15-5, 10-15
 Dec. 13, 1990..... L, 13-15, 15-11, 9-15, 12-15
 Nov. 22, 1991..... W, 15-9, 8-15, 9-15, 15-12, 15-9
 Nov. 23, 1991..... L, 17-15, 12-15, 12-15, 8-15
 Sept. 5, 1992..... W, 15-5, 2-15, 15-11, 15-11
 Sept. 2, 1995..... W, 15-13, 15-10, 15-3
 Sept. 6, 1997..... W, 15-12, 15-6, 12-15, 10-15, 17-15
 Aug. 27, 1999..... L, 12-15, 15-8, 6-15, 15-9, 8-15
 Aug. 25, 2001..... W, 30-21, 32-30, 27-30, 30-24
 Sept. 10, 2005..... W, 30-13, 30-14, 30-17

Penn State Nebraska leads 26-11
 Oct. 2, 1981 (N)..... L, 2-15, 8-15
 Dec. 4, 1982 (H)..... W, 15-13, 15-5, 15-13
 Dec. 7, 1985 (H)..... W, 15-8, 15-7, 15-12
 Dec. 12, 1986 (H)..... W, 7-15, 15-4, 16-14, 16-18, 15-9
 Sept. 12, 1987 (H)..... W, 15-12, 15-12, 15-17, 15-7
 Dec. 8, 1990 (H)..... W, 15-12, 16-14, 10-15, 15-5
 Sept. 4, 1993 (A)..... W, 15-11, 9-15, 15-4, 15-17, 15-10
 Dec. 10, 1994 (H)..... L, 15-12, 11-15, 9-15, 8-15
 Aug. 25, 1995 (H)..... W, 15-4, 15-3, 15-6
 Dec. 8, 1995 (H)..... W, 15-7, 15-6, 14-16, 15-2
 Dec. 14, 1996 (H)..... W, 15-12, 8-15, 15-13, 9-15, 20-18
 Sept. 19, 1997 (N)..... L, 14-16, 12-15, 14-16
 Dec. 19, 1998 (N)..... L, 11-15, 8-15, 15-8, 11-15
 Aug. 28, 1999 (H)..... L, 15-11, 12-15, 8-15, 14-16
 Sept. 11, 2005 (H)..... W, 30-14, 30-27, 30-23
 Sept. 2, 2007 (H)..... W, 30-20, 30-21, 30-27
 Dec. 18, 2008 (N)..... L, 17-25, 18-25, 25-15, 25-22, 11-15
 *Sept. 21, 2011 (H)..... W, 25-18, 25-16, 23-25, 19-25, 15-10
 *Oct. 29, 2011 (A)..... L, 17-25, 15-25, 25-17, 17-25
 *Sept. 19, 2012 (A)..... L, 25-23, 26-28, 17-25, 24-26
 *Oct. 28, 2012 (H)..... W, 12-25, 32-30, 19-25, 25-23, 15-10
 *Nov. 30, 2013 (H)..... L, 25-22, 23-25, 24-26, 24-26
 *Oct. 3, 2014 (H)..... W, 12-25, 25-22, 25-20, 25-23
 *Nov. 29, 2014 (A)..... L, 21-25, 15-25, 16-25
 *Oct. 2, 2015 (A)..... W, 12-25, 24-26, 25-14, 25-20, 15-11

SERIES HISTORY

*Nov. 28, 2015 (H) W, 25-18, 25-18, 25-22
 *Nov. 4, 2016 (A) W, 22-25, 25-17, 25-23, 23-25, 15-11
 *Nov. 16, 2016 (H) W, 25-17, 25-14, 25-22
 Dec. 9, 2016 (H) W, 23-25, 23-25, 26-24, 25-19, 15-6
 *Sept. 22, 2017 (A) W, 26-24, 25-19, 25-20
 Dec. 14, 2017 (N) W, 25-18, 23-25, 24-26, 28-26, 15-11
 *Oct. 13, 2018 (A) L, 22-25, 25-11, 26-24, 23-25, 9-15
 *Nov. 2, 2018 (H) W, 25-27, 25-19, 21-25, 25-18, 15-8
 *Nov. 2, 2019 (H) W, 25-18, 18-25, 25-21, 21-25, 15-13
 *Oct. 8, 2021 (A) W, 25-16, 22-25, 25-23, 25-17
 *Nov. 19, 2021 (H) W, 25-14, 25-23, 25-23
 *Oct. 14, 2022 (H) W, 25-18, 25-22, 25-9

Pepperdine Nebraska leads 6-3

Nov. 1, 1976 L, 6-15, 10-15, 15-9, 13-15
 Nov. 9, 1976 L, 10-15, 12-15
 Nov. 6, 1981 L, 15-8, 13-15, 2-15
 Oct. 25, 1984 W, 17-15, 15-13, 10-15, 12-15, 15-6
 Dec. 11, 1998 W, 16-14, 10-15, 14-16, 15-1, 15-12
 Sept. 7, 2001 W, 30-26, 30-25, 30-20
 Sept. 6, 2002 W, 30-12, 30-25, 30-26
 Sept. 9, 2005 W, 30-24, 30-26, 28-30, 30-19
 Aug. 27, 2022 W, 26-24, 25-19, 25-22

Pittsburgh Nebraska leads 13-0

Oct. 18, 1980 W, 15-10, 15-1
 Oct. 8, 1983 W, 15-11, 15-9, 15-11
 Dec. 6, 1984 W, 12-15, 15-9, 15-10, 15-4
 Dec. 1, 1984 W, 15-6, 15-10, 18-16
 Dec. 6, 1986 W, 11-15, 15-5, 15-10, 15-7
 Sept. 19, 1987 W, 15-9, 15-9, 15-8
 Sept. 23, 1989 W, 15-7, 15-11, 15-7
 Dec. 7, 1990 W, 15-7, 15-11, 15-7
 Sept. 5, 1992 W, 15-7, 15-4, 15-5
 Sept. 4, 1993 W, 15-8, 15-10, 11-15, 15-9
 Aug. 31, 2002 W, 30-22, 30-11, 30-17
 Aug. 29, 2015 W, 25-9, 25-20, 27-29, 25-19
 Dec. 16, 2021 W, 16-25, 25-17, 25-20, 25-22

Portland State Portland State leads 1-0

Nov. 4, 1977 L, 15-17, 8-15

Princeton Nebraska leads 1-0

Dec. 1, 2000 W, 15-9, 15-2, 15-7

Purdue Nebraska leads 23-8

Oct. 17, 1980 (N) L, 5-15, 14-16
 Nov. 6, 1982 (H) L, 6-15, 5-15, 12-15
 Dec. 10, 1982 (A) L, 15-12, 15-12, 4-15, 12-15, 5-15
 Oct. 3, 1983 (A) L, 8-15, 15-10, 12-15, 15-8, 12-15
 Oct. 14, 1984 (H) W, 15-9, 16-14, 15-12
 Dec. 13, 1985 (H) W, 15-1, 16-14, 12-15, 15-11
 Sept. 20, 1986 (N) W, 15-4, 15-6, 15-4
 Sept. 18, 1987 (A) W, 15-8, 15-11, 15-11
 Dec. 10, 1987 (N) W, 15-8, 15-12, 15-3
 Sept. 2, 1988 (H) W, 15-12, 15-4, 15-8
 Sept. 15, 1990 (H) W, 16-14, 16-14, 15-3
 Sept. 3, 1994 (A) W, 15-11, 15-5, 15-4
 Sept. 8, 1995 (H) W, 15-2, 15-2, 15-3
 *Oct. 7, 2011 (H) W, 25-22, 20-25, 25-14, 25-22
 *Nov. 12, 2011 (A) L, 19-25, 19-25, 16-25
 *Oct. 5, 2012 (A) W, 25-23, 25-16, 25-22
 *Nov. 10, 2012 (H) W, 21-25, 25-16, 23-25, 25-19, 15-10
 *Oct. 19, 2013 (H) L, 20-25, 22-25, 25-19, 20-25
 *Nov. 22, 2013 (A) L, 24-26, 21-25, 16-25
 *Nov. 5, 2014 (H) W, 25-21, 25-22, 25-20
 *Nov. 4, 2015 (A) W, 30-28, 25-20, 25-17
 *Oct. 9, 2016 (H) W, 25-17, 25-13, 25-17
 *Oct. 13, 2017 (A) W, 25-16, 22-25, 25-14, 25-18
 *Nov. 3, 2017 (H) W, 25-22, 21-25, 26-24, 25-23
 *Nov. 16, 2018 (A) W, 25-22, 25-20, 22-25, 25-17
 *Oct. 16, 2019 (H) W, 25-21, 25-16, 23-25, 25-15

*Oct. 26, 2019 (A) L, 25-23, 23-25, 17-25, 25-20, 8-15
 *Oct. 23, 2021 (H) W, 23-25, 25-18, 25-15, 25-21
 *Nov. 27, 2021 (A) W, 25-21, 25-10, 22-25, 25-15
 *Oct. 19, 2022 (A) W, 25-21, 25-20, 25-18
 *Nov. 20, 2022 (H) W, 25-22, 25-20, 25-11

Rhode Island Nebraska leads 1-0

Sept. 5, 1986 W, 15-2, 15-2, 15-2

Rutgers Nebraska leads 12-1

Dec. 8, 1978 (N) L, 14-16, 8-16
 *Oct. 31, 2014 (A) W, 25-23, 25-21, 25-18
 *Oct. 30, 2015 (H) W, 25-11, 25-17, 25-14
 *Nov. 5, 2016 (A) W, 25-10, 25-14, 25-12
 *Sept. 23, 2017 (A) W, 25-15, 25-20, 25-11
 *Nov. 12, 2017 (H) W, 25-8, 25-11, 25-13
 *Nov. 3, 2018 (H) W, 25-14, 25-12, 25-13
 *Oct. 2, 2019 (A) W, 25-16, 25-15, 25-14
 *Nov. 1, 2019 (H) W, 25-10, 25-10, 25-20
 *Feb. 12, 2021 (A) W, 25-18, 25-21, 25-19
 *Feb. 13, 2021 (A) W, 22-25, 25-14, 25-14, 25-20
 *Oct. 10, 2021 (A) W, 25-19, 25-9, 25-12
 *Sept. 30, 2022 (A) W, 25-13, 25-7, 25-15

St. Catherine's Nebraska leads 2-0

Oct. 23, 1976 W, 15-6, 15-4
 Oct. 23, 1976 W, 15-12, 15-12

St. Cloud State Nebraska leads 2-0

Nov. 18, 1977 W, 15-1, 15-1
 Nov. 10, 1978 W, 15-11, 15-2

St. Louis Nebraska leads 3-0

Nov. 20, 1975 W, 15-8, 15-7
 Aug. 25, 2012 W, 25-13, 25-17, 25-18
 Aug. 31, 2013 W, 25-20, 25-16, 25-16

Sacred Heart Nebraska leads 1-0

Dec. 2, 2010 W, 25-12, 25-22, 25-11

Saint Mary's Nebraska leads 3-0

Sept. 1, 2006 W, 30-23, 30-19, 30-14
 Sept. 9, 2011 W, 25-13, 21-25, 25-18, 23-25, 15-13
 Sept. 12, 2013 W, 18-25, 25-21, 25-21, 25-18

Sam Houston State Nebraska leads 2-0

Sept. 15, 1978 W, 15-5, 15-11
 Sept. 15, 1979 W, 15-13, 15-7

San Diego Nebraska leads 6-0

Sept. 3, 1998 W, 15-9, 15-8, 15-11
 Dec. 3, 1999 W, 15-12, 15-8, 15-9
 Aug. 29, 2006 W, 30-18, 30-25, 31-29
 Dec. 8, 2006 W, 30-21, 30-20, 30-15
 Dec. 13, 2013 W, 25-20, 25-23, 25-22
 Sept. 7, 2019 22-25, 25-19, 22-25, 25-22, 15-11

San Diego St. San Diego St. leads 5-3

Nov. 3, 1978 L, 6-15, 6-15
 Dec. 7, 1978 L, 3-15, 13-15
 Nov. 1, 1980 L, 6-15, 11-15
 Sept. 16, 1983 W, 15-12, 15-11, 10-15, 15-5
 Sept. 6, 1986 L, 13-15, 19-17, 4-15, 12-15
 Sept. 10, 1988 L, 6-15, 17-19, 5-15
 Sept. 5, 1998 W, 15-11, 15-7, 15-12
 Sept. 11, 1999 W, 15-7, 15-5, 15-10

San Jose State San Jose State leads 3-0

Nov. 4, 1977 L, 10-15, 5-15
 Oct. 8, 1982 L, 2-15, 15-12, 4-15, 10-15
 Sept. 20, 1985 L, 11-15, 8-15, 15-9, 8-15

Santa Clara Nebraska leads 7-0

Sept. 8, 1988 W, 15-10, 15-10, 15-4
 Sept. 25, 1993 W, 15-13, 15-9, 15-3
 Sept. 1, 1995 W, 15-4, 15-11, 15-2
 Sept. 13, 2002 W, 36-34, 30-24, 30-21
 Sept. 12, 2003 W, 30-10, 24-30, 30-26, 30-27
 Dec. 14, 2005 W, 30-24, 30-19, 30-21
 Sept. 1, 2018 W, 25-13, 21-25, 25-9, 25-15

Santa Monica Nebraska leads 1-0

Sept. 2, 2017 W, 26-24, 25-22, 25-18

South Carolina Nebraska leads 1-0

Dec. 2, 2000 W, 15-11, 9-15, 13-15, 15-12, 15-13

South Dakota State Nebraska leads 2-0

Nov. 21, 1975 W, 15-4, 8-15, 15-11
 Nov. 30, 2007 W, 30-13, 30-14, 30-13

South Florida Nebraska leads 2-0

Sept. 10, 1999 W, 15-3, 15-5, 15-2
 Sept. 12, 2015 W, 25-13, 25-21, 27-25

Southern California USC leads 7-2

Nov. 5, 1976 L, 13-15, 4-15
 Nov. 6, 1976 L, 5-15, 7-15
 Nov. 5, 1977 L, 5-15, 4-15
 Dec. 14, 1985 L, 15-5, 11-15, 12-15, 7-15
 Nov. 13, 1992 L, 15-5, 4-15, 5-15, 14-16
 Dec. 12, 1997 W, 15-13, 12-15, 14-16, 15-7, 15-12
 Sept. 2, 2002 L, 26-30, 19-30, 30-32
 Dec. 11, 2004 L, 35-33, 27-30, 21-30, 36-34, 12-15
 Aug. 31, 2008 W, 25-27, 25-19, 25-17, 25-18

Southern Illinois Nebraska leads 3-1

Oct. 13, 1978 W, 15-10, 15-7
 Oct. 20, 1978 L, 8-15, 7-15
 Oct. 13, 1979 W, 15-3, 15-3
 Oct. 28, 1987 W, 15-3, 15-5, 15-11

Stanford Stanford leads 12-6

Nov. 5, 1976 L, 10-15, 6-15
 Nov. 1, 1980 L, 3-15, 15-6, 8-15
 Sept. 21, 1985 L, 16-14, 13-15, 19-21, 11-15
 Dec. 18, 1986 W, 7-15, 15-2, 15-10, 15-10
 Sept. 23, 1989 W, 15-11, 15-11, 11-15, 15-4
 Oct. 12, 1990 L, 8-15, 10-15, 8-15
 Aug. 26, 1995 L, 15-8, 11-15, 13-15, 15-17
 Dec. 19, 1996 L, 15-9, 7-15, 9-15, 8-15
 Sept. 4, 1998 W, 5-15, 15-9, 15-6, 15-11
 Dec. 13, 2001 L, 29-31, 28-30, 21-30
 Aug. 27, 2005 W, 30-23, 31-29, 33-31
 Dec. 16, 2006 W, 27-30, 30-26, 30-28, 30-27
 Aug. 29, 2008 W, 25-17, 25-19, 26-24
 Aug. 31, 2014 L, 17-25, 17-25, 19-25
 Dec. 15, 2018 L, 26-28, 25-22, 16-25, 25-15, 12-15
 Sept. 18, 2019 L, 21-25, 25-22, 17-25, 16-25
 Sept. 14, 2021 L, 19-25, 25-12, 21-25, 23-25
 Sept. 13, 2022 L, 25-27, 22-25, 25-19, 25-27

Stephens Nebraska leads 1-0

Oct. 9, 1976 W, 15-12, 15-2

Stephen F. Austin Nebraska leads 2-0

Sept. 23, 1977 W, 15-11, 15-8
 Sept. 15, 1978 W, 15-5, 15-10

Stony Brook Nebraska leads 1-0

Dec. 1, 2017 W, 25-10, 25-14, 25-12

TCU Nebraska leads 1-0

Dec. 3, 2016 W, 25-22, 25-12, 25-16

Tennessee Nebraska leads 5-0

Oct. 16, 1981 W, 15-8, 15-9
 Oct. 6, 1984 W, 5-15, 15-9, 15-5, 15-8
 Sept. 26, 1987 W, 15-3, 15-3, 15-1
 Sept. 13, 1997 W, 15-3, 15-5, 15-3
 Aug. 24, 2007 W, 30-15, 30-19, 30-18

Tennessee-Martin Nebraska leads 1-0

Dec. 6, 2002 W, 30-12, 30-17, 30-14

Texas Nebraska leads 33-24

Oct. 17, 1981 L, 10-15, 15-11, 10-15
 Oct. 17, 1981 L, 12-15, 13-15, 4-15
 Oct. 9, 1982 W, 10-15, 15-11, 15-2, 15-9
 Oct. 5, 1984 L, 13-15, 12-15, 12-15
 Oct. 30, 1986 L, 15-6, 12-15, 7-15, 15-9, 13-15
 Nov. 6, 1987 L, 15-11, 13-15, 6-15, 4-15
 Nov. 7, 1987 L, 6-15, 9-15, 15-13, 11-15
 Nov. 4, 1988 L, 5-15, 8-15, 12-15
 Nov. 5, 1988 W, 12-15, 11-15, 15-5, 15-13, 15-9
 Nov. 3, 1989 L, 8-15, 15-9, 7-15, 17-15, 5-15
 Nov. 3, 1990 W, 13-15, 15-11, 15-10, 15-7
 Nov. 2, 1991 W, 15-8, 15-8, 15-8
 Nov. 7, 1992 W, 15-2, 15-11, 15-2
 Nov. 6, 1993 L, 5-15, 6-15, 4-15
 Nov. 5, 1994 W, 15-8, 15-9, 15-11
 Nov. 4, 1995 W, 15-4, 15-13, 15-4
 Dec. 16, 1995 W, 11-15, 15-2, 15-7, 16-14
 Oct. 19, 1996 W, 17-15, 15-5, 15-10
 Nov. 29, 1996 W, 15-11, 7-15, 15-8, 15-5
 Oct. 17, 1997 L, 6-15, 6-15, 14-16
 Nov. 29, 1997 W, 17-15, 15-6, 14-16, 15-10
 Oct. 16, 1998 W, 15-7, 15-11, 15-12
 Nov. 21, 1998 W, 15-4, 15-7, 15-2
 Oct. 24, 1999 L, 11-15, 15-7, 15-12, 9-15, 13-15
 Nov. 27, 1999 W, 15-12, 16-14, 15-9
 Sept. 13, 2000 W, 15-4, 17-15, 15-4
 Oct. 22, 2000 W, 12-15, 15-8, 15-5, 15-10
 Oct. 17, 2001 W, 30-17, 30-22, 30-21
 Nov. 3, 2001 W, 30-20, 30-26, 30-27
 Sept. 21, 2002 W, 30-15, 30-24, 30-23
 Nov. 9, 2002 W, 23-30, 30-23, 30-22, 30-25
 Sept. 20, 2003 W, 30-20, 30-19, 30-19
 Nov. 12, 2003 W, 30-25, 27-30, 30-23, 23-30, 15-10
 Oct. 20, 2004 W, 21-30, 31-33, 30-27, 30-23, 16-14
 Nov. 24, 2004 W, 30-20, 30-19, 30-22
 Oct. 14, 2005 W, 30-24, 30-20, 30-26
 Nov. 26, 2005 L, 30-22, 30-28, 27-30, 27-30, 12-15
 Oct. 18, 2006 W, 27-30, 30-22, 22-30, 30-22, 15-13
 Nov. 25, 2006 W, 30-22, 30-27, 30-25
 Sept. 12, 2007 W, 30-24, 30-17, 30-25
 Oct. 24, 2007 L, 22-30, 25-30, 20-30
 Sept. 20, 2008 W, 25-17, 21-25, 25-23, 25-18
 Nov. 19, 2008 L, 19-25, 25-21, 22-25, 22-25
 Sept. 26, 2009 L, 22-25, 25-18, 17-25, 17-25
 Oct. 30, 2009 L, 22-25, 24-26, 19-25
 Dec. 12, 2009 L, 25-21, 18-25, 16-25, 17-25
 Oct. 2, 2010 W, 25-20, 20-25, 25-19, 25-20
 Oct. 27, 2010 L, 15-25, 19-25, 27-25, 25-27
 Sept. 22, 2013 L, 25-20, 19-25, 25-27, 25-21, 12-15
 Dec. 14, 2013 L, 19-25, 22-25, 23-25
 Sept. 20, 2014 L, 23-25, 25-21, 19-25, 25-23, 8-15
 Sept. 4, 2015 L, 17-25, 25-21, 15-25, 25-23, 11-15
 Dec. 19, 2015 W, 25-23, 25-23, 25-21
 Aug. 27, 2016 W, 25-15, 25-16, 25-21
 Dec. 15, 2016 L, 18-25, 23-25, 21-25
 April 19, 2021 L, 22-25, 25-19, 15-25, 21-25
 Dec. 11, 2021 W, 25-19, 25-23, 23-25, 25-21

Texas A&M Nebraska leads 32-7

Sept. 24, 1977 L, 6-15, 4-15
 Sept. 14, 1978 L, 15-8, 12-15, 14-16
 Sept. 16, 1978 L, 1-15, 16-14, 11-15
 Oct. 21, 1978 L, 13-15, 8-15
 Sept. 24, 1982 W, 16-14, 12-15, 16-14, 16-18, 15-8
 Sept. 24, 1983 W, 13-15, 15-10, 15-9, 15-4
 Nov. 26, 1983 W, 15-13, 15-10, 14-16, 15-12
 Nov. 4, 1989 W, 15-12, 15-10, 15-11
 Sept. 14, 1990 W, 15-0, 15-3, 15-3
 Oct. 18, 1996 W, 15-8, 13-15, 15-7, 15-9
 Nov. 30, 1996 W, 15-3, 15-13, 15-7
 Oct. 18, 1997 W, 15-8, 15-9, 8-15, 15-9
 Nov. 28, 1997 W, 15-4, 2-15, 15-6, 15-1
 Oct. 17, 1998 W, 15-8, 15-7, 14-16, 15-12
 Nov. 20, 1998 L, 15-8, 12-15, 15-8, 6-15, 14-16
 Oct. 2, 1999 L, 3-15, 15-13, 5-15, 15-13, 13-15
 Nov. 6, 1999 W, 15-5, 15-7, 10-15, 15-11
 Sept. 30, 2000 W, 15-3, 16-14, 15-6
 Nov. 8, 2000 W, 8-15, 15-6, 15-13, 15-9
 Oct. 14, 2001 W, 25-30, 30-24, 31-29, 30-24
 Nov. 7, 2001 W, 30-28, 30-24, 30-21
 Oct. 6, 2002 W, 30-26, 28-30, 30-26, 30-20
 Oct. 26, 2002 W, 30-28, 30-26, 30-20
 Sept. 17, 2003 W, 30-28, 26-30, 26-30, 30-26, 15-9
 Nov. 5, 2003 W, 30-22, 30-24, 30-19
 Sept. 25, 2004 W, 30-20, 30-20, 30-27
 Nov. 27, 2004 W, 30-23, 30-22, 30-28
 Sept. 21, 2005 W, 30-24, 30-21, 30-19
 Nov. 9, 2005 W, 30-19, 30-24, 30-21
 Oct. 6, 2006 W, 30-25, 30-24, 30-20
 Nov. 15, 2006 W, 30-16, 30-28, 30-25
 Sept. 22, 2007 W, 30-14, 30-20, 30-25
 Nov. 14, 2007 W, 30-26, 30-23, 30-22
 Oct. 22, 2008 W, 25-16, 25-18, 25-13
 Nov. 5, 2008 W, 23-25, 25-17, 25-14, 20-25, 15-13
 Sept. 23, 2009 L, 26-28, 25-17, 19-25, 19-25
 Nov. 13, 2009 W, 29-27, 25-17, 25-15
 Oct. 9, 2010 W, 25-21, 25-12, 27-25
 Nov. 27, 2010 W, 25-16, 26-24, 25-17

Texas A&M-Corpus Christi Nebraska leads 1-0

Aug. 26, 2022 W, 25-15, 25-16, 25-9

Texas-Arlington UTA leads 6-4

Sept. 21, 1977 L, 12-15, 15-17, 10-15
 Sept. 14, 1978 L, 1-15, 6-15
 Nov. 14, 1979 W, 15-9, 15-4
 Oct. 20, 1979 L, 14-16, 12-15
 Sept. 13, 1980 L, 16-18, 13-15, 14-16
 Sept. 12, 1981 W, 15-3, 17-15
 Oct. 3, 1981 L, 15-8, 6-15, 8-15
 Nov. 7, 1981 L, 15-13, 12-15, 13-15
 Oct. 2, 1982 W, 15-3, 15-5, 15-3
 Sept. 14, 1986 W, 15-5, 15-9, 15-8

Texas Lutheran Texas Lutheran leads 1-0

Oct. 22, 1977 L, 8-15, 4-15

Texas State Nebraska leads 2-0

Sept. 26, 1992 W, 15-1, 15-5, 15-3
 April 15, 2021 W, 25-18, 25-17, 25-20

Texas Tech Nebraska leads 34-1

Sept. 15, 1979 W, 15-3, 11-15, 15-5
 Oct. 1, 1982 W, 15-2, 15-4, 15-12
 Aug. 31, 1991 W, 13-15, 12-15, 15-5, 15-10, 15-10
 Nov. 6, 1992 W, 15-7, 15-9, 15-7
 Sept. 16, 1994 W, 15-4, 15-4, 15-0
 Oct. 26, 1996 L, 15-7, 9-15, 15-10, 13-15, 12-15
 Nov. 22, 1996 W, 13-15, 15-2, 15-3, 15-5
 Nov. 11, 1997 W, 15-7, 15-7, 15-8

Nov. 21, 1997 W, 8-15, 13-15, 15-10, 15-6, 15-10
 Oct. 9, 1998 W, 15-4, 15-6, 15-11
 Nov. 14, 1998 W, 15-10, 15-5, 15-8
 Sept. 25, 1999 W, 9-15, 15-11, 15-7, 15-1
 Oct. 29, 1999 W, 15-6, 15-3, 15-4
 Oct. 14, 2000 W, 15-10, 12-15, 15-10, 15-9
 Nov. 22, 2000 W, 15-2, 15-3, 15-9
 Oct. 20, 2001 W, 30-12, 30-19, 30-25
 Nov. 18, 2001 W, 30-21, 30-19, 30-14
 Sept. 25, 2002 W, 30-24, 30-12, 30-23
 Nov. 2, 2002 W, 30-20, 30-20, 30-25
 Sept. 27, 2003 W, 30-18, 30-27, 30-17
 Oct. 29, 2003 W, 24-30, 30-25, 30-25, 30-27
 Sept. 17, 2004 W, 32-30, 30-23, 30-11
 Nov. 3, 2004 W, 30-10, 30-14, 30-22
 Oct. 12, 2005 W, 30-16, 30-18, 30-22
 Oct. 29, 2005 W, 30-22, 30-11, 30-16
 Sept. 23, 2006 W, 30-27, 30-17, 30-24
 Nov. 1, 2006 W, 30-16, 30-21, 30-24
 Sept. 15, 2007 W, 30-19, 30-15, 30-20
 Nov. 24, 2007 W, 30-18, 30-10, 30-11
 Oct. 1, 2008 W, 25-13, 25-23, 25-13
 Nov. 22, 2008 W, 25-18, 25-13, 25-12
 Sept. 16, 2009 W, 25-16, 25-23, 25-11
 Oct. 28, 2009 W, 25-12, 25-20, 25-20
 Oct. 20, 2010 W, 25-14, 25-15, 25-13
 Nov. 6, 2010 W, 25-10, 25-18, 25-20

Texas Women's Nebraska leads 5-0

Sept. 24, 1977 W, 15-11, 15-13
 Sept. 13, 1979 W, 15-1, 15-7, 9-15, 15-13
 Sept. 14, 1979 W, 15-1, 15-11
 Sept. 11, 1980 W, 15-10, 15-4, 11-15, 15-8
 Sept. 13, 1980 W, 15-5, 15-12

Tulane Nebraska leads 4-0

Sept. 14, 1979 W, 15-12, 15-2
 Sept. 6, 2003 W, 30-26, 30-23, 30-26
 Sept. 6, 2008 W, 25-17, 25-15, 25-20
 Sept. 5, 2009 W, 25-9, 25-19, 25-14

Tulsa Nebraska leads 2-0

Aug. 28, 2015 W, 25-22, 25-14, 25-16
 Aug. 26, 2022 W, 25-15, 25-12, 25-13

UAB Nebraska leads 1-0

Dec. 6, 2008 W, 25-14, 25-15, 25-12

UC Davis Nebraska leads 1-0

Sept. 11, 2015 W, 25-17, 25-11, 25-17

UC Irvine Nebraska leads 1-0

Sept. 1, 2012 W, 25-13, 25-18, 25-21

UC Santa Barbara UCSB leads 4-3-1

Nov. 4, 1978 T, 17-15, 6-15
 Oct. 31, 1980 L, 12-15, 6-15
 Sept. 23, 1982 L, 10-15, 15-6, 5-15, 14-16
 Sept. 25, 1982 W, 15-5, 15-9, 15-8
 Oct. 26, 1984 L, 11-15, 7-15, 15-11, 9-15
 Sept. 9, 1988 W, 15-6, 15-13, 15-6
 Dec. 9, 1999 L, 5-15, 15-7, 8-15, 3-15
 Sept. 2, 2001 W, 30-20, 30-17, 30-19

UCLA Nebraska leads 13-5

Nov. 3, 1979 L, 3-15, 15-17
 Nov. 1, 1986 W, 15-11, 15-4, 15-9
 Dec. 14, 1989 W, 15-13, 15-11, 15-6
 Sept. 6, 1990 W, 12-15, 16-14, 15-13, 11-15, 16-14
 Sept. 14, 1991 L, 15-12, 10-15, 10-15, 15-17
 Nov. 14, 1992 L, 11-15, 6-15, 7-15
 Dec. 9, 1995 W, 15-9, 15-7, 16-14

SERIES HISTORY

Sept. 10, 2000.....	W, 12-15, 15-11, 13-15, 15-1, 15-10
Sept. 9, 2001.....	W, 30-28, 30-24, 30-21
Dec. 12, 2003.....	L, 30-20, 27-30, 21-30, 23-30
Dec. 9, 2005.....	W, 30-28, 30-23, 30-16
Dec. 14, 2006.....	W, 23-30, 30-28, 30-23, 30-28
Aug. 25, 2007.....	W, 30-23, 22-30, 30-18, 30-21
Sept. 13, 2009.....	L, 25-18, 17-25, 22-25, 26-24, 7-15
Aug. 25, 2012.....	W, 25-20, 25-23, 23-25, 19-25, 15-13
Sept. 8, 2017.....	W, 25-15, 25-21, 25-20
Sept. 9, 2017.....	W, 25-15, 25-19, 25-17
Aug. 31, 2019.....	W, 25-12, 25-16, 25-19

UMBC.....Nebraska leads 1-0
 Sept. 1, 2017.....W, 25-19, 25-13, 25-20

UMKC.....Nebraska leads 1-0
 Nov. 7, 1975.....W, 15-3, 15-2

U.S. InternationalNebraska leads 3-0
 Sept. 15, 1983.....W, 15-13, 15-3, 15-5
 Sept. 15, 1984.....W, 15-8, 12-15, 15-9, 15-3
 Sept. 27, 1986.....W, 15-5, 15-10, 15-8

Utah.....Nebraska leads 3-1-1
 Nov. 2, 1979.....T, 15-4, 10-15
 Oct. 3, 1986.....W, 15-10, 15-5, 15-9
 Dec. 5, 1998.....W, 14-16, 15-4, 15-8, 15-9
 Dec. 6, 2014.....W, 25-23, 25-22, 23-25, 17-25, 15-11
 Sept. 11, 2021.....L, 25-18, 26-24, 25-27, 22-25, 13-15

Utah StateSeries tied 2-2
 Nov. 3, 1978.....L, 11-15, 6-15
 Dec. 7, 1978.....L, 5-15, 2-15
 Nov. 6, 1981.....W, 15-12, 17-19, 16-14
 Sept. 15, 1983.....W, 15-5, 15-6, 15-8

Valparaiso.....Nebraska leads 1-0
 Dec. 5, 2003.....W, 30-19, 30-22, 30-21

VillanovaNebraska leads 1-0
 Sept. 6, 2013.....W, 25-14, 25-13, 20-25, 25-20

Virginia.....Nebraska leads 1-0
 Sept. 10, 2009.....W, 25-20, 25-11, 25-16

Wake Forest.....Nebraska leads 1-0
 Aug. 31, 2018.....W, 25-14, 25-11, 25-9

WashingtonNebraska leads 6-2
 Sept. 11, 1993.....W, 15-1, 15-4, 15-7
 Dec. 17, 2005.....L, 26-30, 25-30, 26-30
 Dec. 13, 2008.....W, 14-25, 23-25, 25-17, 26-24, 15-13
 Dec. 10, 2010.....L, 16-25, 25-20, 21-25, 27-29
 Dec. 7, 2012.....W, 25-14, 25-21, 25-23
 Dec. 12, 2014.....W, 20-25, 25-20, 25-22, 29-27
 Dec. 12, 2015.....W, 25-17, 21-25, 25-20, 25-21
 Dec. 10, 2016.....W, 25-16, 25-10, 25-2

Washington StateNebraska leads 2-0
 Sept. 9, 1988.....W, 15-8, 15-10, 15-13
 Dec. 2, 2017.....W, 25-13, 25-13, 25-18

WaterlooWaterloo leads 1-0
 Sept. 28, 1978.....L, 14-16, 7-15, 15-7, 16-18

Wayne StateNebraska leads 1-0
 Oct. 25, 1975.....W, 15-2, 15-5

Weber State.....Nebraska leads 2-0
 Dec. 2, 1988.....W, 15-10, 15-4, 14-16, 8-15, 15-8
 Sept. 10, 2011.....W, 25-17, 25-7, 25-16

West Virginia.....Nebraska leads 1-0
 Sept. 3, 1993.....W, 15-11, 15-6, 15-0

Western Michigan.....Nebraska leads 7-1
 Sept. 26, 1980.....W, 15-12, 15-5
 Dec. 16, 1983.....L, 15-9, 12-15, 12-15, 8-15
 Dec. 7, 1984.....W, 15-12, 15-10, 8-15, 15-7
 Oct. 24, 1987.....W, 4-15, 15-9, 13-15, 15-9, 15-1
 Oct. 29, 1988.....W, 15-12, 15-7, 15-10
 Sept. 4, 1999.....W, 15-3, 15-7, 15-13
 Sept. 6, 2004.....W, 20-22, 30-20, 30-28
 Sept. 10, 2010.....W, 25-17, 25-17, 25-11

WestmarNebraska leads 1-0
 Oct. 9, 1976.....W, 15-11, 15-1

Wichita StateNebraska leads 13-0
 Sept. 21, 1976.....W, 15-12, 15-2
 Nov. 12, 1977.....W, 15-3, 15-13
 Sept. 26, 1979.....W, 15-3, 15-1
 Oct. 3, 1979.....W, 15-5, 15-6
 Sept. 16, 1980.....W, 15-6, 15-5
 Oct. 14, 1980.....W, 15-1, 15-6
 Sept. 1, 1984.....W, 15-4, 15-6, 15-6
 Sept. 3, 1986.....W, 15-5, 15-6, 15-3
 Sept. 1, 1987.....W, 15-11, 15-4, 15-1
 Dec. 4, 2004.....W, 30-22, 30-20, 30-21
 Dec. 1, 2007.....W, 30-22, 30-19, 30-19
 Dec. 5, 2015.....W, 25-19, 25-19, 25-14
 Sept. 21, 2019.....W, 25-17, 25-10, 25-15

William JewelNebraska leads 1-0
 Oct. 9, 1976.....W, 15-1, 15-10

WisconsinNebraska leads 19-13-1
 Sept. 30, 1977 (A).....T, 9-15, 15-8
 Oct. 28, 1978 (N).....L, 12-15, 7-15
 Oct. 13, 1979 (N).....W, 15-8, 15-5
 Oct. 13, 1979 (N).....W, 15-10, 15-13
 Oct. 4, 1980 (N).....W, 15-0, 15-10
 Sept. 29, 1990 (H).....W, 15-5, 13-15, 15-4, 15-8
 Aug. 31, 1991 (N).....W, 15-10, 12-15, 15-8, 15-11
 Dec. 13, 1991 (H).....W, 15-9, 15-10, 15-10
 Sept. 9, 1995 (H).....W, 15-8, 15-6, 15-8
 Sept. 20, 1997 (A).....W, 15-10, 15-9, 15-12
 Dec. 12, 1998 (H).....W, 12-15, 18-16, 9-15, 15-10, 15-10
 Sept. 15, 1999 (H).....W, 15-5, 15-9, 18-16
 Dec. 16, 2000 (N).....W, 15-9, 9-15, 7-15, 15-2, 15-9
 *Oct. 14, 2011 (A).....W, 25-21, 25-15, 25-21
 *Nov. 19, 2011 (H).....W, 12-25, 25-17, 25-13, 25-22
 *Oct. 12, 2012 (H).....W, 25-22, 25-15, 25-20
 *Nov. 18, 2012 (A).....W, 25-17, 25-20, 25-18
 *Oct. 5, 2013 (H).....W, 25-23, 26-24, 22-25, 30-32, 15-6
 *Nov. 8, 2013 (A).....W, 18-25, 25-20, 25-23, 25-19
 *Oct. 26, 2014 (A).....L, 19-25, 21-25, 18-25
 *Oct. 24, 2015 (H).....L, 25-22, 17-25, 19-25, 22-25
 *Oct. 21, 2016 (H).....W, 25-21, 25-22, 25-15
 *Sept. 30, 2017 (H).....W, 22-25, 17-25, 25-20, 25-23, 15-8
 *Oct. 11, 2017 (A).....L, 16-25, 15-25, 25-17, 23-25
 *Oct. 19, 2018 (A).....L, 20-25, 25-19, 25-17, 17-25, 8-15
 *Oct. 5, 2019 (H).....L, 22-25, 21-25, 22-25
 *Nov. 24, 2019 (A).....L, 19-25, 22-25, 21-25
 Dec. 14, 2019 (A).....L, 18-25, 22-25, 19-25
 *Oct. 27, 2021 (H).....L, 24-26, 19-25, 23-25
 *Nov. 26, 2021 (A).....L, 25-14, 23-25, 24-26, 18-25
 Dec. 18, 2021 (N).....L, 25-22, 29-31, 23-25, 25-23, 12-15
 *Oct. 26, 2022 (A).....L, 23-25, 23-25, 18-25
 *Nov. 25, 2022 (H).....L, 21-25, 25-21, 21-25, 19-25

Wisconsin-LaCrosse.....Nebraska leads 1-0
 Oct. 1, 1977.....W, 15-9, 15-10

WyomingNebraska leads 15-0
 Sept. 16, 1978.....W, 15-5, 15-5, 15-4
 Oct. 2, 1981.....W, 15-5, 15-13
 Sept. 11, 1982.....W, 14-16, 15-7, 15-6, 13-15, 16-14
 Sept. 8, 1983.....W, 7-15, 15-2, 15-7, 15-4
 Sept. 13, 1985.....W, 15-6, 8-15, 9-15, 15-10, 15-3
 Sept. 26, 1986.....W, 13-15, 15-4, 15-6, 15-8
 Sept. 23, 1988.....W, 15-11, 15-12, 15-6
 Sept. 15, 1990.....W, 15-12, 15-8, 15-8
 Sept. 13, 1991.....W, 15-8, 15-12, 10-15, 15-4
 Sept. 18, 1992.....W, 10-15, 15-7, 15-10, 5-15, 15-10
 Sept. 19, 1992.....W, 15-13, 15-8, 15-8
 Sept. 11, 1993.....W, 15-3, 15-2, 15-5
 Sept. 10, 1994.....W, 15-7, 15-9, 15-6
 Sept. 16, 1995.....W, 15-3, 15-3, 15-8
 Sept. 19, 1998.....W, 15-4, 15-3, 15-11

*Conference match

Big Eight Conference: 1975-1995

Big 12 Conference: 1996-2010

Big Ten Conference: 2011-present

ALL-TIME RESULTS

Head Coach: Pat Sullivan (1975-1976)

1975

Record: 34-8

AIAW Regional Finalist

9/20	Concordia	15-4, 15-6	W
9/27	at Midland Lutheran	15-2, 10-15, 14-16	L
10/4	Nebraska-Omaha	15-1, 15-6	W
Kansas State Invitational - Manhattan, Kan. - #			
10/11	#Kansas State	15-2, 15-3	W
10/11	#Central Missouri	15-7, 15-12	W
10/11	#Fort Hays State	15-11, 15-2	W
10/11	#Drake	15-8, 15-7	W
10/14	at Midland Lutheran	15-1, 15-0	W
Graceland Invitational - Lamoni, Iowa - \$			
10/17	\$Graceland	15-4, 14-16, 15-0	W
10/17	\$SW Missouri State	3-15, 3-15	L
10/17	\$Kansas	15-12, 12-15, 15-5	W
10/18	\$Graceland	8-15, 4-15	L
10/18	\$Minnesota	15-11, 16-14	W
10/18	\$Kearney State	9-15, 8-15	L
10/18	\$Kansas State	15-5, 15-1	W
Kearney State Invitational - Kearney, Neb. - ^			
10/25	^Kearney State	15-11, 15-8	W
10/25	^Wayne State	15-2, 15-5	W
10/25	^Concordia	15-2, 15-5	W
10/28	Kearney State	15-7, 5-15, 15-7	W
Southwest Missouri State Invitational - Springfield, Mo. - &			
10/31	&Kansas	15-10, 15-12	W
10/31	&Kansas State	15-1, 15-2	W
10/31	&Illinois-Chicago	13-15, 5-15	L
10/31	&Graceland	15-10, 15-7	W
10/31	&Missouri	15-3, 15-9	W
11/1	&SW Missouri State	6-15, 8-15	L
11/1	&Graceland	15-9, 15-10	W
11/1	&SW Missouri State	9-15, 15-13, 7-15	L
11/4	Nebraska-Omaha	15-12, 15-5	W
Kansas Invitational - Lawrence, Kan. - []			
11/7	[]Kansas City	15-3, 15-2	W
11/7	[]*Max-Pack/St. Louis	15-9, 15-8	W
11/8	[]*Swaim's	15-9, 15-5	W
11/8	[]Oklahoma	15-8, 15-8	W
11/9	[]Iowa State	15-3, 15-7	W
11/9	[]Kansas	15-4, 3-15, 15-1	W
AIAW Region VI Tournament - Columbia, Mo. - +			
11/20	+Minnesota	15-4, 15-3	W
11/20	+Drake	15-3, 15-3	W
11/20	+St. Louis	15-8, 15-7	W
11/21	+Kansas	15-2, 15-3	W
11/21	+South Dakota State	15-4, 8-15, 15-11	W
11/21	+Augsburg	15-8, 15-12	W
11/22	+Missouri	15-5, 10-15, 15-9	W
11/22	+SW Missouri State	12-15, 7-15	L

1976

Record: 49-13

Big Eight Regular-Season & Tournament Champions

AIAW National Participant

9/18	Drake	15-1, 15-2	W
9/18	Nebraska-Omaha	15-10, 15-9	W
9/21	Wichita State	15-12, 15-2	W
9/21	NW Missouri State	15-6, 15-3	W
9/21	Kansas	15-0, 15-4	W
9/25	at Kansas State	15-7, 15-9, 15-7	W
9/25	vs. Central Missouri	15-2, 15-2, 15-4	W
Graceland Invitational - Lamoni, Iowa - #			
10/9	#William Jewel	15-1, 15-10	W
10/9	#Grandview	15-8, 15-6	W
10/9	#Westmar	15-11, 15-1	W
10/9	#Central Missouri	15-5, 15-5	W
10/9	#Stephen's College	15-12, 15-2	W
10/9	#Iowa	15-2, 15-3	W
10/9	#Minnesota	15-11, 15-5	W
10/9	#Kansas	15-7, 15-4	W
10/12	at Kansas State	16-14, 15-6, 14-16, 15-3	W
10/12	vs. Nebraska-Omaha	15-7, 15-5, 15-11	W
Husker Invitational - Lincoln, Neb. - \$			
10/16	\$Nebraska II	15-6, 15-2	W
10/16	\$NW Missouri State	15-5, 15-8	W
10/16	\$Grandview	15-9, 15-4	W
10/16	\$Nebraska-Omaha	15-12, 15-4	W
10/16	\$Midland Lutheran	15-6, 15-2	W

10/19	Kearney State	15-8, 15-13, 15-2	W
Minnesota Invitational - Minneapolis, Minn. - %			
10/23	%St. Catherine's	15-12, 15-12	W
10/23	%Manitoba	15-11, 15-7	W
10/23	%Bemidji State	15-8, 15-7	W
10/23	%Mankato State	15-3, 15-6	W
10/23	%Minnesota	15-7, 15-13	W
10/23	%St. Catherine's	15-6, 15-4	W
Big Eight Championships - Ames, Iowa - &			
10/29	&Kansas	15-7, 15-2	W
10/29	&Oklahoma State	15-5, 15-10	W
10/30	&Iowa State	15-1, 15-5	W
10/30	&Missouri	15-7, 11-15, 15-9	W
10/30	&Kansas State	15-12, 15-9	W
10/30	&Oklahoma	15-13, 15-5	W
11/1	at CS Fullerton	15-8, 15-17, 15-11, 15-10	W
11/1	vs. Pepperdine	6-15, 10-15, 15-9, 13-15	L
11/3	at Long Beach State	15-11, 15-11	W
11/3	at Occidental	5-15, 15-1, 10-15, 17-15, 14-16	L
National Women's Invitational - Los Angeles, Calif. - *			
11/5	*Stanford	10-15, 6-15	L
11/5	*Cal State Northridge	13-15, 4-15	L
11/5	*USC	13-15, 4-15	L
11/6	*USC	5-15, 7-15	L
11/6	*Lamar	15-17, 7-15	L
11/6	*California	15-17, 4-15	L
Nebraska Invitational - Lincoln, Neb. - []			
11/13	[]Nebraska-Omaha	15-7, 12-15, 15-8	W
11/13	[]Lincoln VB Club*	15-6, 15-5	W
11/13	[]Nebraska II*	15-10, 15-12	W
11/13	[]Kansas State	15-12, 15-13	W
AIAW Region VI Tournament - Wichita, Kan. - {}			
11/18	{Northern Iowa	15-8, 15-5	W
11/18	{Kansas	15-13, 15-11	W
11/18	{Minnesota	13-15, 15-7, 15-5	W
11/19	{Missouri	15-13, 15-8	W
11/19	{Mankato State	15-1, 15-12	W
11/19	{North Dakota	16-14, 15-7	W
11/20	{Minnesota	15-2, 15-6	W
11/20	{SW Missouri State	12-15, 15-11, 4-15	L
AIAW National Tournament - Austin, Texas - ()			
12/8	()Florida International	15-11, 8-15, 15-11	W
12/8	()Duke	10-15, 4-15	L
12/9	()Illinois State	15-12, 13-15, 4-15	L
12/9	()Pepperdine	10-15, 12-15	L
12/10	()BYU	10-15, 5-15	L

Head Coach: Terry Pettit (1977-1999)

1977

Record: 42-12-7

Big Eight Regular-Season & Tournament Champions

AIAW Regional Semifinalist

9/10	Drake	15-5, 15-4, 15-8	W
Husker Invitational - Lincoln, Neb. - #			
9/17	#Graceland	15-11, 15-4	W
9/17	#Drake	15-11, 15-11	W
9/17	#Kearney State	5-15, 15-12, 15-9	W
9/17	#North Dakota State	15-11, 15-2	W
9/21	at Texas-Arlington	12-15, 15-17, 10-15	L
Mean Green Invitational - Denton, Texas - \$			
9/23	\$Stephen F. Austin	15-11, 15-8	W
9/23	\$North Texas State	15-5, 6-15, 15-5	W
9/23	\$SW Missouri State	10-15, 11-15	L
9/24	\$Texas Woman's	15-11, 15-13	W
9/24	\$Texas A&M	6-15, 4-15	L
9/28	at Kearney State	15-13, 4-15, 15-6	W
Wisconsin Invitational - Madison, Wis. - %			
9/30	%Missouri	15-1, 13-15	S
9/30	%Minnesota	15-12, 15-8	W
9/30	%Wisconsin	9-15, 15-8	S
9/30	%Illinois	15-10, 15-17	S
10/1	%Northern Iowa	15-1, 9-15	S
10/1	%DePaul	9-15, 15-7	S
10/1	%Wisconsin-LaCrosse	15-9, 15-10	W
10/1	%Illinois-Chicago	4-15, 6-15	L
10/10	at Kansas St.	4-16, 15-10, 15-0, 9-15, 15-12	W
Husker Invitational - Lincoln, Neb. - &			
10/14	&Oklahoma State	15-7, 15-2	W
10/14	&Nebraska-Omaha	15-2, 15-0	W
10/14	&Oklahoma State	15-4, 16-14	W
10/15	&Lincoln VB Club	15-2, 14-16, 15-13	W

10/15	&Minnesota	15-9, 15-13	W
10/15	&Missouri	15-9, 9-15, 13-15	L
SW Missouri St. Invitational - Springfield, Mo. - *			
10/21	*Illinois-Chicago	11-15, 15-9, 15-11	W
10/21	*Kansas	15-8, 15-6	W
10/22	*Texas Lutheran	8-15, 4-15	L
10/22	*Houston	4-15, 3-15	L
10/22	*North Texas State	15-12, 11-15, 15-13	W
10/26	vs. Kansas State	15-0, 1-15, 15-3	W
10/26	at Nebraska-Omaha	11-15, 15-7, 15-7	W
Big Eight Championships - Norman, Okla. - []			
10/27	[]Kansas State	15-3, 15-1	W
10/27	[]Iowa State	15-9, 15-11	W
10/27	[]Oklahoma State	15-6, 15-3	W
10/28	[]Kansas	15-3, 15-4	W
10/28	[]Missouri	15-7, 15-7	W
10/28	[]Oklahoma	15-2, 15-7	W
11/3	at CS Fullerton	14-16, 15-10, 16-14, 15-9	W
National Women's Invitational - Los Angeles, Calif. - {}			
11/4	{San Jose State	10-15, 5-15	L
11/4	{Long Beach State	1-15, 10-15	L
11/4	{Portland State	15-17, 8-15	L
11/5	{USC	5-15, 4-15	L
11/5	{Arizona State	14-16, 15-8	S
Nebraska Invitational - Lincoln, Neb. - ^			
11/12	^Iowa State	15-3, 15-9	W
11/12	^Minnesota	15-10, 15-13	W
11/12	^Wichita State	15-3, 15-13	W
11/12	^Nebraska-Omaha	15-6, 15-6	W
11/12	^Iowa	15-5, 15-6	W
11/12	^Minnesota	15-11, 11-15, 18-16	W
11/15	Kansas	18-16, 7-15	S
AIAW Region VI Championships - Vermillion, S.D. - ()			
11/17	()Iowa	15-6, 15-8	W
11/17	()Missouri	9-15, 15-7, 16-14	W
11/17	()North Dakota	15-11, 7-15, 15-0	W
11/18	()Kansas	15-5, 15-9	W
11/18	()St. Cloud State	15-1, 15-1	W
11/18	()Minnesota	15-3, 7-15, 15-12	W
11/19	()SW Missouri State	9-15, 12-15, 9-15	L
11/19	()Missouri-St. Louis	15-0, 15-7, 15-10	W

1978

Record: 35-25-2

Big Eight Regular-Season & Tournament Champions

AIAW Regional Champion

9/9	Graceland	15-5, 15-5, 15-8	W
9/14	at Texas-Arlington	1-15, 6-15	L
9/14	vs. Texas A&M	15-8, 12-15, 14-16	L
Mean Green Invitational - Denton, Texas - #			
9/15	#Minnesota	15-13, 1-15, 10-15	L
9/15	#Stephen F. Austin	15-5, 15-10	W
9/15	#Sam Houston State	15-5, 15-11	W
9/16	#Lamar	1-15, 8-15	L
9/16	#Texas A&M	1-15, 16-14, 11-15	L
9/16	#Wyoming	15-5, 15-5, 15-4	W
9/23	Kearney State	15-12, 15-7, 15-6	W
9/28	Waterloo	14-16, 7-15, 15-7, 16-18	L
Husker Invitational - Lincoln, Neb. - \$			
9/29	\$Kansas	15-11, 15-0	W
9/29	\$SW Missouri State	11-15, 15-4, 10-15	L
9/29	\$North Texas State	15-11, 15-4	W
9/30	\$Drake	15-7, 15-11	W
9/30	\$SW Missouri State	15-13, 15-11, 10-15, 4-15, 6-15	L
9/30	\$Minnesota	9-15, 11-15, 15-10, 15-8, 5-15	L
10/4	at Nebraska-Omaha	10-15, 15-8, 17-15, 15-10	W
Windy City Invitational - Chicago, Ill. - %			
10/13	%George Williams	15-8, 1-15, 13-15	L
10/13	%Illinois-Chicago	11-15, 15-10, 10-15	L
10/13	%Southern Illinois	15-10, 15-7	W
10/14	%Illinois	15-12, 8-15, 15-12	W
10/14	%Indiana	12-15, 10-15	L
10/14	%DePaul	15-13, 15-10	W
SW Missouri State Invitational - Springfield, Mo. - &			
10/20	&Southern Illinois	8-15, 7-15	L
10/20	&Wisconsin	12-15, 7-15	L
10/20	&Cincinnati	15-8, 15-10	W
10/21	&North Texas State	9-15, 6-15	L
10/21	&Illinois State	9-15, 9-15	L
10/21	&Florida State	15-12, 10-15, 15-12	W
10/21	&Texas A&M	13-15, 8-15	L

ALL-TIME RESULTS

Big Eight Championships - Manhattan, Kan. - *

10/27	*Oklahoma	15-7, 15-3	W
10/27	*Kansas State	3-15, 15-9, 15-8	W
10/27	*Oklahoma State	15-6, 8-15, 15-6	W
10/28	*Kansas	15-10, 8-15, 15-13	W
10/28	*Iowa State	15-11, 15-3	W
10/28	*Missouri	13-15, 15-11, 15-5	W
10/31	Nebraska-Omaha	15-10, 15-6, 15-7	W

National Women's Invitational - Los Angeles, Calif. - +

11/3	+Utah State	11-15, 6-15	L
11/3	+San Diego State	6-15, 6-15	L
11/4	+UC Santa Barbara	17-15, 6-15	S
11/4	+Pacific	6-15, 6-15	L
11/4	+Michigan State	15-13, 6-15	S

Nebraska Invitational - Lincoln, Neb. - []

11/10	[North Dakota	15-6, 15-7	W
11/10	[Iowa State	15-9, 15-7	W
11/10	[St. Cloud State	15-11, 15-2	W
11/11	[Minnesota-Duluth	15-7, 15-2	W
11/11	[Missouri	15-1, 15-6	W
11/11	[Minnesota-Duluth	13-15, 14-16, 15-17	L

AIAW Region VI Tournament - Lincoln, Neb. - ()

11/16	(Iowa	15-6, 10-15, 15-6	W
11/16	(Iowa State	15-2, 15-10	L
11/16	(JSW Missouri State	6-15, 15-12, 15-12	W
11/17	(Mankato State	15-10, 15-12	W
11/17	(Kansas	15-2, 15-4	W
11/17	(Missouri	15-2, 15-8, 15-11	W
11/18	(Kansas	15-6, 15-11, 15-11	W
11/18	(JSW Missouri State	17-15, 15-4, 12-15, 15-9	W

AIAW National Tournament - Tuscaloosa, Ala. - {}

12/7	{Utah State	5-15, 2-15	L
12/7	{San Diego State	3-15, 13-15	L
12/7	{Kentucky	15-8, 0-15, 15-12	W
12/8	{Ohio State	2-15, 14-16	L
12/8	{Rutgers	14-16, 8-15	L

1979

Record: 41-8-3

Big Eight Regular-Season & Tournament Champions

AIAW Regional Runner-Up

9/8	Kansas State	15-7, 15-6	W
9/8	Iowa State	15-4, 15-6	W
9/13	at Texas Woman's	15-1, 15-7, 9-15, 15-13	W

Mean Green Invitational - Denton, Texas -

9/14	#Texas-Arlington	15-9, 15-4	W
9/14	#Tulane	15-12, 15-2	W
9/14	#Texas Woman's	15-1, 15-11	W
9/15	#Lamar	2-15, 15-10, 15-12	W
9/15	#Sam Houston State	15-13, 15-7	W
9/15	#Texas Tech	15-3, 11-15, 15-5	W
9/15	#Lamar	11-15, 16-14, 16-14	W
9/21	at Kearney State	13-15, 15-2, 15-3	L
9/22	Northern Colorado	15-12, 8-15, 15-10, 15-10, 15-9, 15-15	L
9/26	at Kansas State	15-9, 15-4	W
9/26	Wichita State	15-3, 15-1	W

Husker Invitational - Lincoln, Neb. - \$

9/28	\$Kansas	15-2, 15-4	W
9/28	\$Iowa State	15-6, 15-0	W
9/28	\$Illinois State	8-15, 15-10, 15-7	W
9/28	\$Drake	15-3, 15-4	W
9/29	\$Minnesota	15-12, 16-18, 15-12, 15-11	W
9/29	\$Illinois State	15-9, 15-8, 4-15, 15-10	W
10/3	Kansas	15-4, 15-9	W
10/3	at Wichita State	15-5, 15-6	W

Windy City Invitational - Chicago, Ill. - %

10/12	%Lewis	15-4, 15-5	W
10/12	%DePaul	15-6, 16-14	W
10/12	%Northern Illinois	15-0, 15-6	W
10/12	%Elmhurst	15-1, 15-1	W
10/13	%Northwestern	15-2, 15-3	W
10/13	%Wisconsin	15-10, 15-13	W
10/13	%Southern Illinois	15-3, 15-3	W
10/13	%DePaul	13-15, 15-10, 15-13	W
10/13	%Wisconsin	15-8, 15-5	W

SW Missouri State Invitational - Springfield, Mo. - &

10/19	&Illinois State	9-15, 6-15	L
10/19	&Alabama	15-10, 15-11	W
10/19	&Michigan State	15-10, 15-8	W
10/20	&Texas-Arlington	14-16, 12-15	L
10/20	&Oral Roberts	9-15, 11-15	L

Big Eight Championships - Lawrence, Kan. - *

10/26	*Oklahoma State	15-0, 15-4	W
-------	-----------------	------------	---

10/26	*Iowa State	15-12, 15-3	W
10/27	*Iowa State	15-3, 15-6, 15-5	W
10/27	*Oklahoma	15-12, 15-4, 15-9	W
	National Women's Invitational - Los Angeles, Calif. - +		
11/2	+Pacific	15-11, 9-15	S
11/2	+Central Florida	11-15, 9-15	L
11/2	+Utah	15-4, 10-15	S
11/3	+Michigan State	3-15, 15-9	S
11/3	+UCLA	3-15, 15-17	L
11/10	Missouri Western	15-11, 15-5, 15-11	W
	AIAW Region VI Tournament		
11/15	Kansas	15-11, 18-16, 15-6	W
11/15	Kansas State	15-12, 15-10, 10-15, 15-5	W
11/16	SW Missouri State	12-15, 15-11, 10-15, 10-15	L
11/16	Minnesota	15-2, 10-15, 15-11, 15-12	W
11/17	SW Missouri State	5-15, 15-9, 15-10, 15-13	W
11/17	SW Missouri State	7-15, 16-14, 15-12, 11-15, 10-15	L

1980

Record: 35-15

Big Eight Regular-Season & Tournament Champions

AIAW Regional Runner-up

9/6	Kansas	15-12, 15-5, 13-15, 15-7	W
9/9	Nebraska-Omaha	9-15, 15-11, 15-12, 15-8	W
9/11	at Texas Woman's	15-10, 15-4, 11-15, 15-8	W
	Mean Green Invitational - Denton, Texas - ^		
9/12	^SW Missouri State	16-14, 15-11	W
9/12	^Oral Roberts	15-6, 8-15, 15-13	W
9/12	^North Texas State	15-13, 15-6	W
9/13	^Texas Woman's	15-5, 15-12	W
9/13	^SW Missouri State	12-15, 15-12, 15-10	W
9/13	^Texas-Arlington	16-18, 13-15, 14-16	L
9/16	Wichita State	15-6, 15-5	W
9/16	Creighton	15-11, 15-4	W
9/21	Northern Colorado	15-12, 12-15, 6-15, 15-10, 3-15	L

Husker Invitational - Lincoln, Neb. - +

9/26	+Kansas	16-14, 15-2	W
9/26	+Western Michigan	15-12, 15-5	W
9/26	+Minnesota	15-13, 10-15, 15-7	W
9/27	+Iowa State	15-1, 16-14	W
9/27	+SW Missouri State	14-16, 9-15, 11-15	L
9/27	+Minnesota	2-15, 9-15	L
	SW Missouri State Invitational - Springfield, Mo. - #		
10/3	#Houston	14-16, 3-15	L
10/3	#Illinois	15-5, 15-17, 15-11	W
10/4	#Minnesota	8-15, 13-15	L
10/4	#Oklahoma	15-2, 10-15, 14-16	W
10/4	#Wisconsin	15-0, 15-10	W
10/7	Kansas State	15-4, 16-14	W
10/7	at Creighton	15-4, 15-0	W
10/14	Wichita State	15-1, 15-6	W
10/14	at Kansas State	15-4, 15-9	W
	Cincinnati Invitational - Cincinnati, Ohio - \$		
10/17	\$Purdue	5-15, 14-16	L
10/17	\$Kentucky	9-15, 11-15	L
10/18	\$Cleveland State	15-9, 15-6	W
10/18	\$Ohio State	13-15, 10-15	L
10/18	\$Pittsburgh	15-10, 15-1	L

Big Eight Championships - Lincoln, Neb. - %

10/24	%Kansas	15-12, 15-4	W
10/24	%Missouri	15-6, 15-7	W
10/25	%Kansas	15-4, 15-4, 15-2	W
10/25	%Oklahoma	15-5, 15-3, 15-13	W
	National Women's Invitational - Los Angeles, Calif. - &		
10/31	&Fresno State	15-11, 15-13	W
10/31	&UC Santa Barbara	12-15, 0-15	L
11/1	&Stanford	3-15, 15-6, 8-15	L
11/1	&San Diego State	6-15, 11-15	L
11/1	&Long Beach State	15-10, 15-12	W
11/10	Mexican National Team	8-15, 15-13, 15-9, 11-15, 15-9	W
11/14	Northern Colorado	15-6, 15-1	W
11/15	Northern Colorado	15-6, 12-15, 15-6, 15-1	W
11/15	Missouri Western	15-8, 15-8, 15-6	W

AIAW Region VI Tournament - Springfield, Mo. - *

11/20	*Iowa	15-5, 15-6, 15-6	W
11/20	*Minnesota	11-15, 15-4, 15-11, 15-3	W
11/21	*SW Missouri State	15-11, 3-15, 11-15, 12-15	L
11/21	*Minnesota	15-6, 18-16, 15-13	W
11/22	*SW Missouri State	15-11, 2-15, 9-15, 12-15	L

1981

Record: 29-10

Big Eight Regular-Season & Tournament Champions

9/5	Kansas State	15-5, 15-4, 15-11	W
	Mean Green Invitational - Denton, Texas - #		
9/11	#Oklahoma	15-5, 15-13	W
9/11	#SW Missouri State	15-7, 15-6	W
9/12	#Houston	15-2, 15-8	W
9/12	#Texas-Arlington	15-3, 17-15	W
9/13	#North Texas State	14-16, 15-6, 15-5	W
9/13	#SW Missouri State	12-15, 15-8, 3-15, 11-15	L
	Husker Invitational - Lincoln, Neb. - \$		
9/25	\$Iowa State	15-5, 15-9	W
9/25	\$Missouri	15-7, 16-14	W
9/25	\$Oklahoma	15-4, 15-9	W
9/26	\$Kansas	15-9, 15-1	W
9/26	\$Minnesota	8-15, 15-12, 15-6, 15-11	W
9/26	\$SW Missouri State	12-15, 15-13, 15-12, 5-15, 15-11	W
	SW Missouri State Invitational - Springfield, Mo. - %		
10/2	%Wyoming	15-5, 15-13	W
10/2	%Penn State	2-15, 8-15	L
10/3	%Illinois State	10-15, 15-3, 12-15	L
10/3	%Texas-Arlington	15-8, 6-15, 8-15	L
10/3	%Oklahoma	15-5, 15-9	W
10/8	Drake	15-11, 15-13, 10-15, 15-3	W
10/13	at Kansas State	16-14, 5-15, 15-5, 4-15, 15-4	W

Oral Roberts Invitational - Tulsa, Okla. - &

10/16	&Kansas State	15-2, 14-16, 15-5	W
10/16	&Tennessee	15-8, 15-9	W
10/16	&Kansas	15-12, 15-8	W
10/16	&Oral Roberts	15-3, 15-7	W
10/17	&Texas	10-15, 15-11, 10-15	L
10/17	&Oklahoma	15-8, 15-12	W
10/17	&SW Missouri State	15-12, 15-11	W
10/17	&Texas	12-15, 13-15, 4-15	L
10/28	Kansas State	15-5, 15-10, 15-5	W
10/31	at Minnesota	8-15, 15-6, 15-8, 15-5	W
	National Women's Invitational - Los Angeles, Calif. - *		
11/6	*Pepperdine	15-8, 13-15, 2-15	L
11/6	*Utah State	15-12, 17-19, 16-14	W
11/7	*Hawaii	10-15, 3-15	L
11/7	*Texas-Arlington	15-13, 12-15, 13-15	L
11/7	*Pacific	12-15, 3-15	L

Big Eight Championships - Manhattan, Kan. - ^

11/13	^Kansas	15-8, 15-13	W
11/13	^Kansas State	15-12, 15-1	W
11/14	^Kansas State	15-6, 16-11, 15-4	W
11/14	^Missouri	15-6, 13-15, 15-6, 15-4	W

1982

Record: 27-6

Big Eight Regular-Season & Tournament Champions

NCAA Midwest Regional Semifinalist

9/9	Nebraska-Omaha	20/-	15-4, 15-6, 15-11	W
Wyoming Invitational - Laramie, Wyo. - +				
9/10	+Illinois	20/-	15-10, 15-8	W
9/10	+Montana	20/-	15-6, 15-11	W
9/11	+Illinois	20/-	15-5, 15-5, 15-11	W
9/11	+Wyoming	20/-	14-16, 15-7, 15-6, 13-15, 16-14	W
9/15	at Kansas	20/-	15-13, 15-10, 15-10	W
9/21	at Iowa State	20/-	15-3, 15-8, 15-8	W
9/23	UC Santa Barbara	20/7	10-15, 15-6, 5-15, 14-16	L
Husker Invitational - Lincoln, Neb. - #				
9/24	#Texas A&M	19/17	16-14, 12-15, 16-14, 16-18, 15-8	W
9/24	#SW Missouri State	19/-	15-3, 15-6, 11-15, 15-13	W
9/25	#UC Santa Barbara	19/8	15-5, 15-9, 15-8	W
9/25	#SW Missouri State	19/-	15-5, 13-15, 15-12, 15-9	W
9/30	at Missouri	19/-	11-15, 15-13, 6-15, 15-9, 15-17	L
SW Missouri State Invitational - Springfield, Mo. - \$				
10/1	\$Illinois State	19/-	3-15, 15-17, 7-15	L
10/1	\$Texas Tech	19/-	15-2, 15-4, 15-12	W
10/2	\$Texas-Arlington	19/-	15-3, 15-5, 15-3	W
10/2	\$Florida State	19/-	15-9, 15-5, 3-15, 12-15, 15-7	W
10/2	\$SW Missouri St.	19/-	2-15, 15-7, 15-12, 8-15, 16-14	W
Oklahoma Invitational - Norman, Okla. - &				
10/8	&San Jose State	15/20	2-15, 15-12, 4-15, 10-15	L
10/8	&Oklahoma	15/-	15-3, 9-15, 15-9, 17-15	W
10/9	&Texas	15/9	10-15, 15-11, 15-2, 15-9	W
10/23	Oklahoma	15/-	15-5, 15-6, 15-6	W
10/26	at Kansas State	15/-	15-3, 15-3, 15-6	W
10/30	Missouri	15/18	15-7, 15-9, 15-9	W
11/3	Kansas	15/-	15-5, 15-7, 15-3	W
11/6	Purdue	15/10	6-15, 5-15, 12-15	L

ALL-TIME RESULTS

11/9	Kansas State	15/-	15-7, 15-6, 15-13	W
11/13	Iowa State	15/-	15-6, 10-15, 15-2, 15-12	W
Big Eight Conference Tournament - Columbia, Mo. - +				
11/19	+Oklahoma	16/-	15-8, 15-8, 15-7	W
11/20	+Iowa State	16/-	15-9, 15-3, 13-15, 15-11	W
NCAA First Round - Lincoln, Neb.				
12/4	Penn State	15/-	15-13, 15-5, 15-13	W
NCAA Mid-east Regional - West Lafayette, Ind.				
12/10	at Purdue	15/9	15-12, 15-12, 4-15, 12-15, 5-15	L

1983

Record: 29-4 (10-0 Big Eight)

Big Eight Regular-Season & Tournament Champions

NCAA First Round

9/3	Iowa	15/-	15-6, 15-9, 15-7	W
9/8	Wyoming	15/-	7-15, 15-2, 15-7, 15-4	W
9/12	at Kansas	16/-	15-2, 15-4, 15-11	W
San Diego State Invitational - San Diego, Calif. - \$				
9/15	\$Utah	16/-	15-5, 15-6, 15-8	W
9/15	\$U.S. International	16/-	15-13, 15-3, 15-5	W
9/16	\$Arizona	16/8	8-15, 7-15, 15-11, 15-11, 10-15	L
9/16	\$San Diego State	16/6	15-12, 15-11, 10-15, 15-5	W
9/17	\$Oregon State	16/-	15-9, 14-16, 15-7, 10-15, 15-3	W
9/17	\$California	16/12	16-14, 15-7, 15-17, 15-3	W

Husker Invitational - Lincoln, Neb. - %

9/23	%Louisville	13/-	15-9, 15-0, 15-6	W
9/23	%SW Missouri State	13/-	15-5, 15-4, 15-8	W
9/24	%Texas A&M	13/-	13-15, 15-10, 15-9, 15-4	W
9/24	%California	13/19	15-3, 15-5, 15-4	W
9/28	Kansas State	8/-	15-5, 15-4, 15-10	W
10/1	at Missouri	8/-	15-11, 15-7, 15-8	W

Purdue Invitational - West Lafayette, Ind. - &

10/7	&Kentucky	8/6	15-9, 15-5, 13-15, 8-15, 10-15	L
10/8	&Pittsburgh	8/-	15-11, 15-9, 15-11	W
10/8	&Purdue	8/9	8-15, 15-10, 12-15, 15-8, 12-15	L
10/12	at Iowa State	9/-	15-11, 15-10, 15-8	W
10/22	at Oklahoma	9/-	15-11, 15-7, 15-4	W
10/29	Missouri	9/-	15-12, 15-5, 15-12	W
11/1	at Kansas State	9/-	15-5, 15-8, 15-11	W
11/5	Oklahoma	9/-	15-5, 15-4, 15-3	W
11/9	Iowa State	9/-	15-13, 15-3, 15-10	W
11/12	Kansas	9/-	15-2, 15-6, 15-4	W

Big Eight Conference Tournament - Ames, Iowa - ^

11/18	^Iowa State	9/-	15-5, 15-3, 12-15, 15-6	W
11/19	^Missouri	9/-	15-3, 15-10, 6-15, 15-6	W

Louisiana State Invitational - Baton Rouge, La. - *

11/25	*Louisiana State	7/-	15-4, 15-10, 11-15, 15-3	W
11/25	*Houston	7/-	15-13, 15-4, 15-7	W
11/26	*Texas A&M	7/-	15-13, 15-10, 14-16, 15-12	W
11/26	*Arizona State	7/13	14-16, 15-13, 15-10, 6-15, 15-10	W
11/26	*Notre Dame	7/-	15-4, 15-7, 15-1	W

NCAA First Round - Kalamazoo, Mich.

12/16	Western Michigan	7/9	15-9, 12-15, 12-15, 8-15	L
-------	------------------	-----	--------------------------	---

1984

Record: 27-4 (10-0 Big Eight)

Big Eight Regular-Season & Tournament Champions

NCAA Mid-east Regional Runner-up

9/8	at Iowa	7/-	15-9, 15-4, 15-6	W
9/9	Wichita State	7/-	15-4, 15-6, 15-6	W

Husker Classic - Lincoln, Neb. - #

9/14	#LSU	5/17	15-3, 15-7, 16-14	W
9/15	#U.S. International	5/-	15-8, 12-15, 15-9, 15-3	W
9/15	#Northwestern	5/18	15-6, 15-13, 15-10	W
9/19	Kansas	5/-	15-6, 15-6, 15-3	W
9/22	at Oklahoma	5/-	15-12, 15-9, 15-7	W
9/27	Sherbrooke (Exh.)		15-9, 15-9, 15-3	W

Husker Invitational - Lincoln, Neb. - \$

9/28	\$Colorado State	6/11	15-3, 15-2, 12-15, 15-6	W
9/29	\$SW Missouri State	6/-	7-15, 15-11, 15-5, 15-5	W
9/29	\$Sherbrooke (Exh.)		15-8, 15-5, 15-8	W
10/3	at Kansas State	6/-	15-7, 15-9, 15-5	W

Tennessee Classic - Knoxville, Tenn. - %

10/5	%Texas	6/8	13-15, 12-15, 12-15	L
10/6	%Pittsburgh	6/-	12-15, 15-9, 15-10, 15-4	W
10/6	%Tennessee	6/-	5-15, 15-9, 15-5, 15-8	W
10/9	at Iowa State	8/-	8-15, 15-2, 15-7, 15-7	W
10/13	Missouri	8/-	15-7, 15-8, 7-15, 15-5	W
10/14	Purdue	8/19	15-9, 16-14, 15-12	W
10/17	at Kansas	8/-	15-9, 15-3, 15-8	W
10/20	Oklahoma	8/-	15-9, 15-5, 15-6	W
10/25	at Pepperdine	7/16	17-15, 15-13, 10-15, 12-15, 15-6	W

UC Santa Barbara Invitational - Santa Barbara, Calif. - &

10/26	&UCSB	7/-	11-15, 7-15, 15-11, 9-15	L
10/27	&Cal Poly	7/5	15-11, 7-15, 15-10, 2-15, 9-15	L
10/27	&Loyola Marymount	7/-	15-9, 15-8, 15-2	W
10/30	Kansas State	7/-	15-6, 15-8, 15-10	W
11/3	at Missouri	7/-	5-15, 15-13, 15-13, 15-4	W
11/7	Iowa State	7/-	15-2, 15-9, 15-9	W

Big Eight Conference Tournament - Norman, Okla. - +

11/16	+Oklahoma	7/-	15-7, 15-8, 15-7	W
11/17	+Missouri	7/-	15-11, 15-4, 15-11	W
11/24	Ohio State	7/-	15-13, 15-11, 15-7	W

NCAA First Round - Lincoln, Neb.

12/1	Pittsburgh	7/-	15-6, 15-10, 18-16	W
------	------------	-----	--------------------	---

NCAA Mid-east Regional - Kalamazoo, Mich.

12/7	Western Michigan	7/19	15-12, 15-10, 8-15, 15-7	W
12/8	Pacific	7/3	8-15, 10-15, 15-13, 3-15	L

1985

Record: 28-3 (10-0 Big Eight)

Big Eight Regular-Season & Tournament Champions

NCAA Mid-east Regional Runner-up

9/7	Kansas	5/-	15-6, 15-9, 15-5	W
9/8	Iowa	5/-	15-8, 15-1, 15-4	W
9/10	Nebraska-Omaha	5/-	15-5, 15-2, 15-13	W
Wyoming Invitational - Laramie, Wyo. - #				
9/13	#Idaho	5/3	15-8, 15-6, 15-12	W
9/13	#Wyoming	5/20	15-6, 8-15, 9-15, 15-10, 15-3	W
9/14	#Montana	5/-	15-13, 15-7, 15-5	W
9/14	#Long Beach State	5/-	15-2, 15-5, 15-7	W

San Jose State Invitational - San Jose, Calif. - \$

9/19	\$San Jose State	4/6	11-15, 8-15, 15-9, 8-15	L
9/21	\$Stanford	4/2	16-14, 13-15, 19-21, 11-15	L
9/21	\$Colorado State	4/12	15-10, 15-6, 15-9	W

Nebraska Classic - Lincoln, Neb. - %

9/27	%Arizona	5/-	15-9, 15-5, 15-6	W
9/28	%BYU	5/14	15-11, 15-13, 15-8	W
9/28	%Oregon	5/-	15-4, 15-3, 15-3	W
10/1	at Kansas	5/-	15-1, 15-7, 17-15	W
Husker Classic - Lincoln, Neb. - &				
10/5	&Oklahoma	5/-	15-2, 15-5, 15-8	W
10/6	&SW Missouri State	5/-	15-6, 15-5, 15-1	W
10/6	&Hawaii	5/6	15-13, 15-10, 15-13	W
10/12	at Iowa State	5/-	15-7, 15-5, 15-7	W
10/15	Kansas State	5/-	15-1, 15-8, 15-7	W
10/18	at Missouri	6/-	15-10, 15-6, 15-4	W
11/2	at Oklahoma	6/-	15-12, 15-12, 15-5	W
11/5	Kansas State	5/-	15-6, 15-8, 4-15, 16-14	W
11/9	Iowa State	5/-	15-7, 15-6, 15-3	W
11/16	Missouri	4/-	15-3, 18-16, 15-8	W

Big Eight Conference Tournament - Kansas City, Mo. - +

11/23	+Missouri	4/-	15-5, 15-10, 15-9	W
11/24	+Oklahoma	4/-	15-5, 15-4, 15-13	W

Illinois State Invitational - Normal, Ill. - *

11/29	*Kentucky	6/-	15-4, 15-5, 15-3	W
11/30	*Arizona	6/17	15-7, 15-13, 15-10	W

NCAA First Round - Lincoln, Neb.

12/7	Penn State	6/20	15-8, 15-7, 15-12	W
------	------------	------	-------------------	---

NCAA Mid-east Regional - Lincoln, Neb.

12/13	Purdue	6/10	15-1, 16-14, 12-15, 15-11	W
12/14	USC	6/3	15-5, 11-15, 12-15, 7-15	L

1986 - NCAA Finalist

Record: 29-6 (10-0 Big Eight)

Big Eight Regular-Season & Tournament Champions

NCAA Mid-east Regional Champion

9/2	Nebraska-Omaha	3/-	13-15, 15-8, 15-8, 14-16, 13-15	L
9/3	Wichita State	3/-	15-5, 15-6, 15-3	W
Oregon Invitational - Eugene, Ore. - #				
9/5	#Rhode Island	3/-	15-2, 15-2, 15-2	W
9/6	#Oregon	3/-	15-13, 13-15, 15-5, 11-15, 15-3	W
9/6	#San Diego State	3/12	13-15, 19-17, 4-15, 12-15	L
Nebraska Invitational - Lincoln, Neb. - \$				
9/13	\$Northern Illinois	8/-	15-3, 15-5, 15-5	W
9/14	\$Texas-Arlington	8/-	15-5, 15-9, 15-8	W
9/14	\$Kansas	8/-	15-6, 11-15, 15-5, 15-3	W

Mid-America Classic - Champaign, Ill. - %

9/20	%Purdue	10/18	15-6, 15-6, 15-4	W
9/21	%Illinois	10/11	15-10, 15-7, 12-15, 15-6	W
Husker Classic - Lincoln, Neb. - &				
9/26	&Wyoming	7/-	13-15, 15-4, 15-6, 15-8	W
9/27	&Arizona State	7/9	16-18, 9-15, 15-11, 15-13, 12-15	L
9/27	&U.S. International	7/-	15-5, 15-10, 15-8	W
10/3	at Utah	9/-	15-10, 15-5, 15-9	W
10/4	at BYU	9/6	15-2, 15-10, 15-11	W

10/8	at Iowa State	5/-	15-3, 15-7, 15-12	W
10/11	Missouri	5/-	15-2, 15-4, 15-1	W
10/14	Kansas	6/-	15-6, 15-3, 15-4	W
10/18	at Oklahoma	6/-	15-2, 15-2, 15-10	W
10/22	at Kansas State	6/-	15-1, 15-5, 15-6	W
10/25	at Missouri	6/-	15-1, 15-2, 15-8	W
10/30	Texas	5/7	15-6, 12-15, 7-15, 15-9, 13-15	L
11/1	Oklahoma	5/-	15-6, 15-2, 15-5	W
11/4	Kansas State	7/-	15-5, 15-3, 15-5	W
11/11	Iowa State	7/-	15-5, 15-2, 15-5	W

Wendy's Classic - Stockton, Calif. - *

11/15	*UCLA	7/9	15-11, 15-4, 15-9	W
11/16	*Pacific	7/2	8-15, 11-15, 12-15	L

Big Eight Conference Tournament - Salina, Kan. - +

11/22	+Iowa State	7/-	12-15, 15-10, 15-2, 15-8	W
11/23	+Oklahoma	7/-	15-3, 15-10, 15-6	W
11/29	Miami (Ohio)	6/-	15-9, 15-5, 15-3	W

NCAA First Round - Lincoln, Neb.

12/6	Pittsburgh	6/-	11-15, 15-5, 15-10, 15-7	W
------	------------	-----	--------------------------	---

NCAA Mid-east Regional - Lincoln, Neb.

12/12	Penn State	6/14	7-15, 15-4, 16-14, 16-18, 15-9	W
12/13	Illinois	6/9	15-9, 15-8, 15-3	W

NCAA Championship Round - Stockton, Calif.

12/20	Stanford	6/11	7-15, 15-2, 15-10, 15-10	W
12/20	Pacific	6/2	12-15, 4-15, 4-15	L

1987

Record: 30-5 (12-0 Big Eight)

Big Eight Regular-Season Champion

NCAA Mid-east Regional Runner-up

9/1	Wichita State		15-11, 15-4, 15-1	W
-----	---------------	--	-------------------	---

Iowa Carousell Classic - Iowa City, Iowa - #

9/4	#Miami (Ohio)		15-11, 15-3, 15-11	W
9/5	#Iowa		15-6, 15-5, 15-17, 15-8	W

Husker Invitational - Lincoln, Neb. - \$

9/11	\$Minnesota	7/11	15-7, 7-15, 15-11, 12-15, 15-9	
------	-------------	------	--------------------------------	--

ALL-TIME RESULTS

1988

Record: 28-5 (11-1 Big Eight)

Big Eight Regular-Season & Tournament Champions

NCAA Midwest Regional Semifinalist

FirstTier Invitational - Lincoln, Neb. - #

9/2	#Purdue	15-12, 15-4, 15-8	W
9/3	#Florida	15-4, 15-8, 15-9	W
9/3	#Pacific	16-14, 15-12, 15-11	W

Titan Invitational - Fullerton, Calif. - \$

9/8	#New Mexico State	3/-	15-9, 14-16, 15-12, 15-11	W
9/8	#Santa Clara	3/-	15-10, 15-10, 15-4	W
9/9	#Washington State	3/-	15-8, 15-10, 15-13	W
9/9	#UC Santa Barbara	3/12	15-6, 15-13, 15-6	W
9/10	#San Diego State	3/-	6-15, 17-19, 5-15	L

Illini Classic - Champaign, Ill. - %

9/16	%Northwestern	6/-	15-7, 15-7, 15-8	W
9/17	%Illinois	6/4	14-16, 15-8, 1-15, 9-15	L

Gillette Dairy/Prairie Maid Invitational - Lincoln, Neb. - &

9/23	&Wyoming	6/-	15-11, 15-12, 15-6	W
9/24	&Kansas State	6/-	15-10, 15-10, 15-6	W
9/24	&Indiana	6/-	16-14, 15-0, 13-15, 16-14	W
10/1	at Oklahoma	6/-	15-8, 7-15, 4-15, 15-10, 5-15	L
10/5	Kansas State	8/-	15-9, 15-11, 15-8	W
10/8	Colorado	8/-	15-10, 15-9, 13-15, 15-7	W
10/11	at Iowa State	7/-	15-2, 15-8, 15-5	W
10/15	Oklahoma	7/16	15-9, 14-16, 15-4, 11-15, 15-13	W
10/21	at Missouri	7/-	15-4, 15-2, 15-4	W
10/22	at Kansas	7/-	15-5, 15-5, 15-5	W
10/25	Iowa State	6/-	15-2, 15-12, 15-6	W
10/28	at Notre Dame	6/-	15-12, 15-7, 15-13	W
10/29	at Western Michigan	6/-	15-12, 15-7, 15-10	W

11/4	Texas	5/6	5-15, 8-15, 12-15	L
11/5	Texas	5/6	12-15, 11-15, 15-5, 15-13, 15-9	W

11/10	at Colorado	5/-	15-8, 15-1, 16-14	W
11/12	Missouri	5/-	15-2, 15-3, 15-6	W

11/15	Kansas	5/-	15-6, 15-7, 15-8	W
11/19	at Kansas State	5/-	15-11, 15-10, 15-10	W

Big Eight Conference Tournament - Omaha, Neb.

11/25	Iowa State	5/-	15-9, 15-10, 15-10	W
11/26	Colorado	5/-	13-15, 15-10, 15-4, 15-7	W

NCAA First Round - Lincoln, Neb.

12/2	Weber State	5/-	15-10, 15-4, 14-16, 8-15, 15-7	W
------	-------------	-----	--------------------------------	---

NCAA Midwest Regional Tournament - Champaign, Ill.

12/9	Oklahoma	5/13	12-15, 9-15, 15-8, 15-11, 10-15	L
------	----------	------	---------------------------------	---

1989 - NCAA Finalist

Record: 29-4 (12-0 Big Eight)

Big Eight Regular-Season & Tournament Champions

NCAA Midwest Regional Champion

8/31	Drake		15-4, 15-3, 15-8	W
9/2	Iowa		15-11, 15-12, 15-6	W

Runza Invitational - Lincoln, Neb. - #

9/8	#Bowling Green		15-13, 15-12, 9-15, 15-6	W
9/9	#Houston		15-5, 9-15, 17-19, 15-8, 15-5	W

Minnesota Invitational - Minneapolis, Minn. - \$

9/15	\$Minnesota	6/-	15-9, 15-6, 8-15, 15-7	W
9/16	\$Hofstra	6/-	15-12, 15-6, 15-7, 15-3	W

FirstTier Invitational - Lincoln, Neb. - %

9/22	%Kentucky	7/11	14-16, 12-15, 15-12, 15-10, 15-12	W
9/23	%Pittsburgh	7/-	15-7, 15-11, 15-7	W
9/23	%Stanford	7/5	15-11, 15-11, 11-15, 15-4	W
9/30	at Colorado	5/-	15-13, 15-4, 15-10	W
10/3	Kansas State	5/-	16-14, 15-6, 15-7	W
10/7	at Oklahoma	5/-	15-6, 15-12, 7-15, 15-5	W
10/11	at Kansas	4/-	15-9, 15-0, 11-15, 15-4	W
10/14	Colorado	4/-	15-7, 10-15, 15-6, 17-15	W

Baden Challenge - Lincoln, Neb. - &

10/20	&Hawaii	4/1	9-15, 9-15, 9-15	L
10/21	&Hawaii	4/1	15-7, 14-16, 16-14, 15-12	W
10/24	at Iowa State	3/-	15-12, 15-5, 10-15, 13-15, 15-3	W
10/28	Oklahoma	3/-	15-11, 16-14, 15-7	W
10/29	Missouri	3/-	15-10, 15-2, 15-2	W
11/3	at Texas	3/10	8-15, 15-9, 7-15, 17-15, 5-15	L
11/4	at Texas A&M	3/-	15-12, 15-10, 15-11	W
11/7	Kansas	4/-	15-5, 15-2, 15-7	W
11/11	Illinois	4/8	15-13, 6-15, 15-11, 8-15, 12-15	L
11/14	Iowa State	5/-	15-12, 15-4, 15-12	W
11/17	at Missouri	5/-	15-4, 15-5, 15-6	W
11/18	at Kansas State	5/-	15-7, 15-3, 15-6	W

Big Eight Conference Tournament - Omaha, Neb. - +

11/24	+Iowa State	5/-	14-16, 15-8, 15-4, 15-3	W
11/25	+Oklahoma	5/-	15-6, 17-15, 15-3	W

NCAA First Round - Lincoln, Neb.

12/2	Illinois State	5/-	15-7, 15-11, 15-12	W
NCAA Midwest Regional Tournament - Lincoln, Neb.				
12/8	Minnesota	5/-	15-10, 11-15, 15-13, 15-12	W
12/9	Illinois	5/7	17-15, 15-5, 15-8	W
NCAA Championship Round - Honolulu, Hawaii				
12/14	UCLA	5/1	15-13, 15-11, 15-6	W
12/16	Long Beach State	5/4	12-15, 0-15, 6-15	L

1990 - NCAA Semifinalist

Record: 32-3 (12-0 Big Eight)

Big Eight Regular-Season & Tournament Champions

NCAA Midwest Regional Champion

9/1	Nebraska-Omaha	3/-	15-3, 15-8, 15-12	W
Wahine Invitational - Honolulu, Hawaii - #				

9/6	#UCLA	3/1	12-15, 16-14, 15-13, 11-15, 16-14	W
9/7	#Hawaii	3/2	15-11, 16-14, 15-5	W

Baden/Mizuno Invitational - Lincoln, Neb. - \$

9/14	\$Texas A&M	1/-	15-0, 15-3, 15-3	W
9/15	\$Purdue	1/-	16-14, 16-14, 15-3	W
9/15	\$Wyoming	1/20	15-12, 15-8, 15-8	W

Illini Invitational - Champaign, Ill. - %

9/21	%Illinois	1/7	6-15, 13-15, 15-9, 15-8, 15-8	W
9/22	%Pacific	1/3	13-15, 4-15, 15-5, 10-15	L
9/23	%Florida	1/-	15-11, 15-5, 15-3	W

FirstTier Invitational - Lincoln, Neb. - &

9/28	&BYU	2/12	3-15, 16-14, 15-6, 15-1	W
9/29	&North Carolina	2/-	15-13, 15-8, 15-8	W
9/29	&Wisconsin	2/17	15-5, 13-15, 15-4, 15-8	W
10/3	at Kansas	2/-	15-12, 15-13, 15-5	W
10/6	Missouri	2/-	15-1, 15-3, 15-2	W
10/9	Iowa State	2/-	15-0, 15-3, 15-9	W

Stanford Classic - Stanford, Calif. - *

10/11	*BYU	2/14	15-10, 15-6, 15-6	W
10/12	*Stanford	2/6	8-15, 10-15, 8-15	L
10/16	Kansas State	4/-	15-13, 15-3, 15-2	W
10/20	Oklahoma	4/-	15-0, 15-9, 15-7	W
10/27	Colorado	4/-	15-5, 15-4, 15-11	W
10/30	Kansas	3/-	15-9, 10-15, 16-14, 15-9	W

Runza Classic - Lincoln, Neb. - +

11/2	+Minnesota	3/-	15-2, 15-3, 15-8	W
11/3	+Texas	3/6	13-15, 15-11, 15-10, 15-7	W
11/6	at Iowa State	2/-	15-3, 15-11, 15-12	W
11/9	at Missouri	2/-	15-4, 15-9, 15-4	W
11/10	at Kansas State	2/-	15-11, 15-9, 15-10	W
11/13	at Colorado	2/-	5-15, 11-15, 15-3, 15-7, 15-5	W
11/17	at Oklahoma	2/-	15-13, 15-1, 15-10	W

Big Eight Conference Tournament - Omaha, Neb. - *

11/23	*Kansas	2/-	15-7, 15-11, 18-20, 8-15, 15-4	W
11/24	*Colorado	2/-	15-5, 15-13, 15-9	W

NCAA First Round - Lincoln, Neb.

11/30	Miami (Ohio)	2/-	15-3, 15-9, 15-9	W
-------	--------------	-----	------------------	---

NCAA Midwest Regional Tournament - Lincoln, Neb.

12/7	Pittsburgh	2/18	15-7, 15-11, 15-7	W
12/8	Penn State	2/6	15-12, 16-14, 10-15, 15-5	W

NCAA Championship Round - College Park, Md.

12/13	Pacific	2/5	13-15, 15-11, 9-15, 12-15	L
-------	---------	-----	---------------------------	---

1991

Record: 27-5 (12-0 Big Eight)

Big Eight Regular-Season & Tournament Champions

NCAA Midwest Regional Finalist

Kentucky Kickoff Classic - Lexington, Ky. - #

8/31	#Wisconsin	3/13	15-10, 12-15, 15-8, 15-11	W
8/31	#Texas Tech	3/20	13-15, 12-15, 15-5, 15-10, 15-10	W
9/1	#Kentucky	3/-	15-13, 15-2, 15-10	W
9/3	at Missouri	3/-	15-2, 15-5, 15-6	W
9/8	at Kansas State	3/-	15-5, 15-2, 15-10	W

Runza Invitational - Lincoln, Neb. - \$

9/13	\$Wyoming	4/-	15-8, 15-12, 10-15, 15-4	W
9/14	\$Kansas State	4/-	15-7, 15-7, 15-6	W
9/14	\$UCLA	4/3	15-12, 10-15, 10-15, 15-17	L

BYU/Mizuno Invitational - Provo, Utah - %

9/20	%BYU	5/9	9-15, 15-5, 10-15, 15-12, 13-15	L
9/21	%New Mexico	5/11	4-15, 12-15, 12-15	L

FirstTier Invitational - Lincoln, Neb. - &

9/27	&Colorado	9/-	15-10, 15-13, 15-7	W
9/28	&Maryland	9/-	15-6, 12-15, 15-9, 15-8	W
9/28	&Georgia	9/-	15-7, 15-5, 15-9	W
10/2	at Kansas	8/-	15-8, 15-3, 15-12	W
10/6	Illinois	8/15	15-7, 15-7, 15-1	W
10/8	at Iowa State	8/-	15-6, 15-6, 15-9	W
10/19	at Oklahoma	8/-	15-7, 8-15, 15-8, 15-8	W

10/22	Kansas State	8/-	15-3, 15-9, 15-7	W
10/26	at Colorado	8/-	16-14, 15-12, 15-9	W
10/29	Kansas	8/-	15-7, 15-8, 15-5	W
Delta Airlines Challenge - Austin, Texas - +				
11/1	+Houston	8/-	15-8, 15-6, 15-11	W
11/2	+Texas	8/7	15-8, 15-8, 15-8	W
11/9	Iowa State	7/-	15-7, 15-7, 15-8	W
11/15	Missouri	7/-	15-3, 15-3, 15-2	W
11/16	Oklahoma	7/-	15-4, 15-11, 13-15, 15-10	W
11/22	at Pacific	7/3	15-9, 8-15, 9-15, 15-12, 15-9	W
11/23	at Pacific	7/3	17-15, 12-15, 12-15, 8-15	L

Big Eight Tournament - Omaha, Neb. - +

11/29	+Iowa State	7/-	15-10, 15-0, 15-8	W
11/30	+Colorado	7/-	15-8, 15-7, 15-4	W

NCAA First Round - Lincoln, Neb.

12/7	Illinois	7/-	15-5, 15-8, 15-12	W
NCAA Midwest Regional - Lincoln, Neb.				

12/13	Wisconsin	7/-	15-9, 15-10, 15-10	W
12/14	Ohio State	7/12	15-9, 9-15, 16-17, 7-15	L

1992

Record: 22-6 (Big Eight: 12-0)

Big Eight Regular-Season Champion

NCAA Midwest Regional Semifinalist

FirstTier Invitational - Lincoln, Neb. - #

9/4	#New Mexico	6/11	15-11, 13-15, 15-11, 8-15, 7-15	L
9/5	#Pittsburgh	6/25	15-7, 15-4, 15-5	W
9/5	#Pacific	6/5	15-5, 2-15, 15-11, 15-11	W

Big Ten-Big Eight Challenge - Champaign, Ill. - \$

9/11	\$Illinois	5/12	7-15, 14-16, 15-3, 12-15	L
9/12	\$Ohio State	5/14	15-12, 15-8, 15-2	W

9/18	Wyoming+	6/-	10-15, 15-7, 15-10, 5-15, 15-10	W
9/19	Wyoming	6/-	15-14, 15-8, 15-8	W

9/25	at Oklahoma	6/-	15-11, 15-4, 15
------	-------------	-----	-----------------

ALL-TIME RESULTS

10/13	at Colorado	11/12	13-15, 15-9, 12-15, 15-5, 9-15	L
10/16	Kansas	11/-	15-4, 15-5, 15-10	W
10/23	at Missouri	13/-	15-2, 15-8, 15-7	W
10/27	at Kansas State	12/-	15-5, 15-5, 15-7	W
10/30	Colorado	12/10	15-8, 15-8, 15-8	W
Texas Challenge - Austin, Texas - #				
11/5	#Houston	9/-	13-15, 15-7, 15-1, 15-11	W
11/6	#Texas	9/2	5-15, 6-15, 4-15	L
11/10	at Kansas	8/-	15-6, 15-9, 10-15, 15-5	W
11/13	Missouri	8/-	15-10, 15-6, 15-3	W
11/17	Iowa State	7/-	15-8, 15-11, 15-3	W
11/19	Oklahoma	7/-	15-9, 15-4, 7-15, 15-4	W
11/23	Illinois	7/24	15-4, 15-12, 15-7	W
Big Eight Tournament - Omaha, Neb. - +				
11/26	+Oklahoma	8/-	11-15, 15-8, 16-14, 15-10	W
11/27	+Colorado	8/9	15-7, 10-15, 15-9, 13-15, 11-15	L
NCAA First Round - Lincoln, Neb.				
12/1	Cornell	8/-	15-7, 15-4, 15-1	W
NCAA Second Round - South Bend, Ind.				
12/5	Notre Dame	8/17	11-15, 10-15, 8-15	L

1994

Record: 31-1 (Big Eight: 12-0)

Big Eight Regular-Season & Tournament Champion

NCAA MidEast Regional Finalist

Mortar Board Purdue Premier - West Lafayette, Ind. - &

9/2	&Oregon State	3/-	17-15, 15-6, 15-7	W
9/3	&Kentucky	3/20	15-5, 15-6, 15-12	W
9/3	&Purdue	3/-	15-11, 15-5, 15-4	W

FirsTier Invitational - Lincoln, Neb. - #

9/9	#Bowling Green	3/-	15-1, 15-0, 15-9	W
9/10	#Wyoming	3/-	15-7, 15-9, 15-6	W
9/10	#Arizona State	3/10	15-12, 15-7, 11-15, 15-9	W

Tiger Classic - Baton Rouge, La. - \$

9/16	\$Texas Tech	3/-	15-4, 15-4, 15-0	W
9/17	\$Maryland	3/-	15-9, 15-10, 15-6	W
9/17	\$LSU	3/-	15-0, 15-6, 15-1	W

Arby's Classic - Lincoln, Neb. - *

9/23	*Pittsburgh	3/-	15-5, 15-9, 15-8	W
9/24	*New Mexico	3/18	15-5, 15-6, 10-15, 17-15	W
9/28	at Missouri	2/-	15-1, 15-4, 15-9	W
9/30	Duke	2/18	15-12, 15-1, 15-8	W
10/1	Duke	2/18	15-12, 15-7, 15-13	W
10/8	at Oklahoma	2/-	15-9, 15-10, 15-9	W
10/12	at Kansas State	2/-	13-15, 15-2, 15-5, 15-6	W
10/15	at Iowa State	2/-	15-11, 15-3, 9-15, 15-5	W
10/19	at Kansas	2/-	15-6, 15-2, 15-2	W
10/22	Iowa State	2/-	15-11, 15-3, 9-15, 15-5	W
10/25	at Illinois	2/-	15-9, 15-6, 15-10	W
10/29	Colorado	2/14	15-3, 15-12, 15-5	W
11/2	Kansas State	2/-	15-8, 15-11, 15-3	W
11/5	Texas	2/23	15-8, 15-9, 15-11	W
11/9	Kansas	1/-	15-13, 15-7, 15-4	W
11/12	Missouri	1/-	15-2, 15-3, 15-1	W
11/16	at Colorado	1/14	15-8, 13-15, 15-2	W
11/19	Oklahoma	1/-	15-8, 15-2, 15-5	W

Big Eight Tournament - Omaha, Neb. - +

11/25	+Oklahoma	1/-	15-4, 15-4, 15-5	W
11/26	+Colorado	1/13	15-6, 13-15, 15-6, 15-8	W

NCAA Second Round - Lincoln, Neb.

12/3	George Washington	1/-	17-15, 15-9, 15-8	W
------	-------------------	-----	-------------------	---

NCAA MidEast Regional Tournament - Lincoln, Neb.

12/9	Colorado	1/13	15-11, 15-7, 15-5	W
12/10	Penn State	1/5	15-12, 11-15, 9-15, 8-15	L

1995 - NCAA Champion

Record: 32-1 (Big Eight: 12-0)

Big Eight Regular-Season & Tournament Champion

NCAA Central Regional Champion

NACWAA/State Farm Volleyball Classic - Lincoln, Neb. - *

8/25	*Penn State	2/6	15-4, 15-3, 15-6	W
8/26	*Stanford	2/1	15-8, 11-15, 13-15, 15-17	L

Asics/UOP Invitational - Stockton, Calif. - #

9/1	#Santa Clara	2/-	15-4, 15-11, 15-2	W
9/2	#Pacific	2/4	15-13, 15-10, 15-3	W

FirsTier Challenge - Lincoln, Neb. - \$

9/8	\$Purdue	2/-	15-2, 15-2, 15-3	W
9/9	\$Wisconsin	2/-	15-8, 15-6, 15-8	W

Wyoming Invitational - Laramie, Wyo. - ^

9/15	^Gonzaga	1/-	15-2, 15-1, 15-4	W
9/16	^Georgia	1/24	15-8, 15-9, 15-7	W
9/16	^Wyoming	1/-	15-3, 15-3, 15-8	W

Arby's Classic - Lincoln, Neb. - %

9/22	%Baylor	1/-	15-3, 15-6, 15-7	W
9/23	%George Wash.	1/-	15-5, 15-7, 15-1	W
9/27	at Colorado	1/16	15-6, 15-5, 15-12	W
9/30	Oklahoma	1/-	15-9, 15-2, 15-2	W
10/4	Kansas	1/-	15-4, 15-6, 15-2	W
10/7	at Iowa State	1/-	15-4, 15-11, 15-11	W
10/11	at Kansas State	1/-	15-4, 15-6, 15-8	W
10/14	at Missouri	1/-	15-8, 15-7, 15-2	W
10/22	Colorado (Devaney)	1/-	15-4, 15-3, 15-2	W
10/25	Kansas	1/-	15-5, 15-9, 15-8	W
10/28	Iowa State	1/-	15-3, 15-5, 15-9	W
11/1	Kansas State	1/-	15-4, 15-9, 15-5	W
11/4	at Texas	1/7	15-4, 15-13, 15-4	W
11/7	Notre Dame	1/14	15-1, 15-11, 15-6	W
11/10	at Oklahoma	1/-	15-7, 15-7, 15-5	W
11/12	Florida	1/3	15-4, 15-13, 11-15, 14-16, 15-7	W
11/15	Missouri	1/-	15-2, 15-5, 15-0	W
Big Eight Tournament - Omaha, Neb. - +				
11/24	+Oklahoma	1/-	15-7, 15-9, 15-5	W
11/25	+Iowa State	1/-	15-4, 15-5, 15-1	W
NCAA Second Round - Lincoln, Neb.				
12/2	George Mason	1/-	15-2, 15-5, 16-14	W
NCAA Central Region Tournament - Lincoln, Neb.				
12/8	Penn State	1/10	15-7, 15-6, 14-16, 15-2	W
12/9	UCLA	1/7	15-9, 15-7, 16-14	W
NCAA Championship Round - Amherst, Mass.				
12/14	Michigan State	2/4	10-15, 15-8, 15-8, 9-15, 15-8	W
12/16	Texas	2/3	11-15, 15-2, 15-7, 16-14	W

1996 - NCAA Semifinalist

Record: 30-4 (Big 12: 19-1)

Big 12 Champion

NCAA East Regional Champion

State Farm/NACWAA Classic - Normal, Ill. - #

8/23	#Illinois State	5/-	12-15, 15-11, 15-3, 17-15	W
8/24	#Hawaii	5/1	12-15, 14-16, 9-15	L

Domino's Pizza Classic - Albuquerque, N.M. - @

8/30	@BYU	5/19	10-15, 15-9, 8-15, 15-11, 15-11	W
8/31	@New Mexico	5/-	17-15, 15-9, 15-12	W

Arby's Classic - Lincoln, Neb. - &

9/6	&Michigan State	4/5	15-7, 15-11, 13-15, 11-15, 15-13	W
9/7	&Michigan State	4/5	15-11, 15-8, 15-7	W

Triangle Classic - Chapel Hill/Durham, N.C. - %

9/13	%North Carolina	4/-	15-12, 15-13, 11-15, 13-15, 12-15	L
9/14	%Duke	4/-	15-6, 16-14, 15-5	W

First Bank Invitational - Lincoln, Neb. - \$

9/20	\$Iowa	8/-	15-11, 15-2, 15-2	W
9/21	\$Colorado State	8/21	15-10, 15-2, 15-8	W
9/27	Kansas*	7/-	15-4, 15-10, 15-6	W
9/28	Kansas State*	7/-	9-15, 15-5, 9-15, 15-4, 15-11	W
10/4	at Iowa State*	6/-	15-6, 16-14, 15-5	W
10/5	at Missouri*	6/-	15-5, 15-6, 15-5	W
10/9	at Colorado*	6/-	16-4, 15-11, 15-10	W
10/13	Oklahoma*	6/-	15-11, 15-7, 15-0	W
10/18	Texas A&M*	6/10	15-8, 13-15, 15-7, 15-9	W
10/19	Texas*	6/8	17-15, 15-5, 15-10	W
10/25	at Baylor*	5/-	15-8, 15-5, 15-5	W
10/26	at Texas Tech*	5/20	15-7, 9-15, 15-10, 13-15, 12-15	L
10/30	Colorado*	7/-	15-4, 15-5, 15-11	W
11/1	at Oklahoma*	7/-	15-11, 15-10, 15-9	W
11/8	Missouri*	7/-	15-3, 15-2, 15-5	W
11/9	Iowa State*	7/-	15-5, 15-5, 15-3	W
11/15	at Kansas State	5/22	15-12, 15-12, 7-15, 15-12	W
11/16	at Kansas*	5/-	15-8, 15-10, 15-11	W
11/22	Texas Tech*	5/21	13-15, 15-2, 15-3, 15-5	W
11/23	Baylor*	5/-	15-5, 15-1, 15-2	W
11/29	at Texas*	5/8	15-11, 7-15, 15-8, 15-5	W
11/30	at Texas A&M*	5/16	15-3, 15-13, 15-7	W

NCAA Second Round - Lincoln, Neb.

12/7	Arkansas	4/-	15-8, 12-15, 15-7, 15-7	W
------	----------	-----	-------------------------	---

NCAA East Regional Tournament - Lincoln, Neb.

12/13	Louisville	4/22	15-7, 15-6, 15-4	W
12/14	Penn State	4/3	15-12, 8-15, 15-13, 9-15, 20-18	W

NCAA Championship Round - Cleveland, Ohio

12/19	Stanford	4/2	15-9, 7-15, 9-15, 8-15	L
-------	----------	-----	------------------------	---

1997

Record: 27-7 (Big 12: 16-4)

NCAA Pacific Regional Finalist

SunTrust Invitational - Gainesville, Fla. - #

8/30	#Loyola (Ill.)	3/-	15-9, 15-7, 15-2	W
8/30	#Miami (Ohio)	3/-	15-5, 15-2, 15-5	W
8/31	#at Florida	3/4	15-13, 12-15, 11-15, 15-7, 7-15	L

First Bank Invitational - Lincoln, Neb. - @				
9/5	@Arkansas	5/25	15-5, 12-15, 15-11, 14-16, 15-13	W
9/6	@George Mason	5/-	15-4, 15-3, 15-2	W
9/6	@Pacific	5/7	15-12, 15-6, 12-15, 10-15, 17-15	W
Arby's Classic - Lincoln, Neb. - &				
9/12	&Oral Roberts	5/-	15-12, 15-3, 16-14	W
9/13	&Tennessee	5/-	15-3, 15-5, 15-3	W
9/13	&Ohio State	5/17	15-5, 15-13, 15-11	W
Big Ten-Big 12 Challenge - Madison, Wis. - %				
9/19	%Penn State	5/1	14-16, 12-15, 14-16	L
9/20	%Wisconsin	5/12	15-10, 15-9, 15-12	W
9/26	at Kansas*	5/-	15-12, 12-15, 15-2, 15-2	W
9/27	at Kansas State*	5/-	14-16, 15-7, 15-7, 15-11	W
10/3	Iowa State*	5/-	15-4, 15-5, 15-4	W
10/4	Missouri*	5/-	15-4, 15-0, 15-2	W
10/8	Colorado*	5/12	15-11, 9-15, 7-15, 15-6, 8-15	L
10/10	at Oklahoma*	5/-	15-17, 11-15, 10-15	L
10/17	at Texas*	9/11	6-15, 6-15, 14-16	L
10/18	at Texas A&M*	9/12	15-8, 15-9, 8-15, 15-9	W
10/24	Baylor*	11/-	15-11, 15-8, 15-1	W
10/29	at Colorado*	11/23	4-15, 13-15, 12-15	L
11/1	Oklahoma*	11/-	16-14, 15-9, 15-13	W
11/7	at Missouri*	13/-	15-9, 15-6, 15-3	W
11/8	at Iowa State*	13/-	15-6, 15-2, 15-10	W
11/11	Texas Tech*	11/-	15-7, 15-7, 15-8	W
11/14	Kansas State*	11/-	15-11, 15-4, 16-14	W
11/15	Kansas*	11/-	15-8, 15-7, 15-2	W
11/21	at Texas Tech*	11/-	8-15, 13-15, 15-10, 15-6, 15-10	W
11/22	at Baylor*	11/-	15-3, 15-13, 15-3	W
11/28	Texas A&M*	11/16	15-4, 2-15, 15-6, 15-1	W
11/29	Texas*	11/9	17-15, 15-6, 14-16, 15-10	W
NCAA Second Round - Lincoln, Neb.				
12/6	Michigan State	9/-	15-7, 15-12, 15-4	W
NCAA Pacific Regional - Long Beach, Calif.				
12/12	USC	9/7	15-13, 12-15, 14-16, 15-7, 15-12	W
12/13	Long Beach State	9/1	9-15, 9-15, 3-15	L

1998 - NCAA Semifinalist

Record: 32-2 (Big 12: 19-1)

Big 12 Champion

NCAA Pacific Regional Champion

9/1	Creighton	5/-	15-2, 15-1, 15-3	W
San Diego State Tournament, San Diego, Calif. - #				

2023 NEBRASKA VOLLEYBALL

ALL-TIME RESULTS

1999

Record: 27-6 (Big 12: 17-3)

Big 12 Champion

NCAA Pacific Regional Semifinalist

NACWAA Classic Presented by State Farm, Lincoln, Neb. - #

8/27 #Pacific 3/6 12-15, 15-8, 6-15, 15-9, 8-15 L

8/28 #Penn State 3/1 15-11, 12-15, 8-15, 14-16 L

9/1 Drake 3/- 15-7, 15-7, 15-11 W

Florida SunTrust Invitational, Gainesville, Fla. - &

9/4 &Western Michigan 3/- 15-3, 15-7, 15-13 W

9/4 &Iowa 3/- 15-10, 15-3, 15-3 W

9/5 &Florida 3/8 18-16, 9-15, 15-6, 15-6 W

Nebraska US Bank Tournament, Lincoln, Neb. - %

9/10 %South Florida 3/- 15-3, 15-5, 15-2 W

9/11 %San Diego State 3/- 15-7, 15-5, 15-10 W

9/11 %Arizona 3/15 15-9, 16-14, 15-6 W

9/15 Wisconsin 5/13 15-5, 15-9, 18-16 W

9/22 Kansas State* 4/24 15-9, 16-14, 16-18, 7-15, 15-17 L

9/25 at Texas Tech* 4/- 9-15, 15-11, 15-7, 15-1 W

9/29 Kansas* 8/- 15-11, 15-6, 15-7 W

10/2 at Texas A&M* 8/16 3-15, 15-13, 5-15, 15-13, 13-15 L

10/7 at Iowa State* 12/- 15-0, 15-2, 15-0 W

10/9 Colorado* 12/20 15-4, 15-5, 7-15, 15-7 W

10/13 Oklahoma* 12/- 15-4, 15-7, 15-6 W

10/16 at Baylor* 12/- 15-10, 15-5, 15-8 W

10/20 Missouri* 13/- 15-5, 15-11, 15-1 W

10/24 at Texas* 13/10 11-15, 15-7, 15-12, 9-15, 13-15 L

10/29 Texas Tech* 13/- 15-6, 15-3, 15-4 W

10/30 at Kansas State* 13/15 15-9, 15-10, 15-6 W

11/2 at Kansas* 13/- 15-5, 15-9, 15-10 W

11/6 Texas A&M* 13/15 15-5, 15-7, 10-15, 15-11 W

11/10 at Colorado* 13/22 15-10, 9-15, 15-5, 15-11 W

11/13 Iowa State* 12/- 15-2, 15-4, 15-5 W

11/18 at Oklahoma* 12/- 18-16, 15-5, 15-6 W

11/20 Baylor* (Devaney) 12/22 15-7, 15-7, 15-9 W

11/24 at Missouri* 11/- 15-9, 15-3, 15-8 W

11/27 Texas* 11/15 15-12, 16-14, 15-9 W

NCAA First/Second Round, Lincoln, Neb.

12/2 Davidson 10/- 15-3, 15-5, 15-3 W

12/3 San Diego 10/25 15-12, 15-8, 15-9 W

NCAA Pacific Regional Semifinals, Palo Alto, Calif.

12/9 vs. UC Santa Barbara 10/7 5-15, 15-7, 8-15, 3-15 L

Head Coach: John Cook (2000-present)

2000 - NCAA Champion

Record: 34-0 (20-0 Big 12)

Big 12 Champion

NCAA Central Regional Champion

US Bank/Arby's Classic, Lincoln, Neb. - \$

9/1 \$Northwestern 6/- 15-4, 15-7, 15-6 W

9/2 \$Georgia 6/- 15-4, 15-2, 15-4 W

9/2 \$Colorado State 6/13 7-15, 15-7, 15-13, 15-13 W

9/4 Oral Roberts 6/- 15-0, 15-1, 15-0 W

adidas/Notre Dame Invitational - #

9/9 #Notre Dame 4/22 15-3, 15-9, 15-12 W

9/9 #Michigan State 4/23 15-3, 15-3, 15-4 W

9/10 #UCLA 4/13 12-15, 15-11, 13-15, 15-1, 15-10 W

9/13 Texas* 1/- 15-4, 17-15, 15-4 W

9/16 Missouri* 1/- 15-0, 15-9, 15-3 W

9/20 at Kansas* 1/- 15-7, 15-5, 15-6 W

9/23 Oklahoma* 1/- 15-5, 15-4, 15-3 W

9/27 at Colorado* 1/- 15-5, 15-6, 15-9 W

9/30 Texas A&M* 1/22 15-3, 16-14, 15-6 W

10/3 Creighton 1/- 15-5, 15-1, 15-0 W

10/8 at Iowa State* 1/- 15-0, 15-5, 15-4 W

10/11 Baylor* 1/- 15-2, 15-2, 15-10 W

10/14 at Texas Tech* 1/- 15-10, 12-15, 15-10, 15-9 W

10/18 Kansas State* 1/- 15-9, 15-6, 15-8 W

10/22 at Texas* 1/- 12-15, 15-8, 15-5, 15-10 W

10/25 at Missouri* 1/25 15-7, 15-4, 15-11 W

10/28 Kansas* 1/- 15-9, 15-3, 15-11 W

11/1 at Oklahoma* 1/- 15-6, 15-8, 15-12 W

11/4 Colorado* 1/- 15-12, 15-3, 15-13 W

11/8 at Texas A&M* 1/24 8-15, 15-6, 15-13, 15-9 W

11/15 Iowa State* 1/- 15-5, 15-11, 15-1 W

11/19 at Baylor* 1/- 15-5, 15-10, 15-10 W

11/22 Texas Tech* 1/- 15-2, 15-3, 15-9 W

11/26 at Kansas State* 1/22 15-10, 9-15, 14-16, 15-6, 15-12 W

NCAA First/Second Round, Lincoln, Neb.

12/1 Princeton 1/- 15-9, 15-2, 15-7 W

12/2 South Carolina 1/- 15-11, 9-15, 13-15, 15-12, 15-13 W

NCAA Central Regional Semifinals, Lincoln, Neb.

12/8 Ohio State 1/15 15-9, 15-6, 15-5 W

12/9 Arizona 1/5 15-7, 19-17, 15-11 W

NCAA Championship Round, Richmond, Va.

12/14 vs. Hawaii 1/3 15-3, 15-12, 9-15, 15-10 W

12/16 vs. Wisconsin 1/4 15-9, 9-15, 7-15, 15-2, 15-9 W

2001 - NCAA Semifinalist

Record: 31-2 (20-0 Big 12)

Big 12 Champion

NCAA Central Regional Champion

State Farm/NACWAA Classic, Stockton, Calif. - \$

8/24 \$Hawaii 1/5 30-17, 30-27, 30-24 W

8/25 \$Pacific 1/12 30-21, 32-30, 27-30, 30-24 W

Long Beach Invitational, Long Beach, Calif. - #

9/1 #Long Beach State 1/8 26-30, 30-28, 29-31, 25-30 L

9/2 #UC Santa Barbara 1/13 30-20, 30-17, 30-19 W

US Bank/Arby's Classic, Lincoln, Neb. - %

9/7 %Pepperdine 1/15 30-26, 30-25, 30-20 W

9/8 %Notre Dame 1/20 31-29, 30-22, 30-20 W

9/9 %UCLA 1/7 30-28, 30-24, 30-21 W

9/19 at Colorado* 1/- 30-27, 30-16, 30-23 W

9/25 Creighton 1/- 30-15, 30-21, 30-22 W

9/26 Iowa State* 1/- 30-21, 30-14, 30-19 W

9/29 at Baylor* 1/- 31-29, 30-21, 30-18 W

10/1 at Kansas State* 2/25 30-28, 30-27, 30-20 W

10/3 Missouri* 2/- 30-15, 30-24, 35-33 W

10/6 Oklahoma* (Devaney) 2/- 30-21, 30-24, 30-16 W

10/10 Kansas* 2/- 30-16, 30-16, 30-17 W

10/14 at Texas A&M* 2/17 25-30, 30-24, 31-29, 30-24 W

10/17 Texas* 2/- 30-17, 30-22, 30-21 W

10/20 at Texas Tech* 2/- 30-12, 30-19, 30-25 W

10/24 at Missouri* 2/- 23-30, 30-25, 30-21, 30-21 W

10/27 Kansas State* 2/- 30-24, 30-13, 30-23 W

11/3 at Texas* 2/- 30-20, 30-26, 30-27 W

11/7 Texas A&M* 2/15 30-28, 30-24, 30-21 W

11/10 at Kansas* 2/- 30-18, 31-29, 30-19 W

11/14 at Oklahoma* 2/- 30-17, 30-21, 30-15 W

11/17 Baylor* 2/- 28-30, 30-26, 30-26, 30-19 W

11/18 Texas Tech* 2/- 30-21, 30-19, 30-14 W

11/21 Colorado* 2/- 30-23, 30-17, 30-24 W

11/24 at Iowa State* 2/- 30-12, 30-14, 30-21 W

NCAA First/Second Rounds, Manhattan, Kan.

11/30 Oral Roberts 2/- 30-8, 30-15, 30-23 W

12/1 Kansas State 2/18 30-25, 28-30, 30-26, 30-19 W

NCAA Regionals, Lincoln, Neb.

12/7 Colorado State 2/9 29-31, 30-21, 30-26, 36-34 W

12/8 Florida 2/7 30-18, 30-24, 28-30, 25-30, 15-13 W

NCAA Championship Round, San Diego, Calif.

12/13 Stanford 2/3 29-31, 28-30, 21-30 L

2002

Record: 31-2 (20-0 Big 12)

Big 12 Champion

NCAA Central Regional Finalist

Radisson Hotel Roberts/Nike Classic, Muncie, Ind. - \$

8/31 \$Pittsburgh 2/- 30-22, 30-11, 30-17 W

9/1 \$Ball State 2/- 30-20, 30-19, 30-28 W

9/2 \$UCCS 2/3 26-30, 19-30, 30-32 L

Wildcat Invitational, Tucson, Ariz. - #

9/6 #Pepperdine 2/14 30-12, 30-25, 30-26 W

9/7 #Arizona 2/11 23-30, 30-19, 30-15, 32-30 W

US Bank/Arby's Classic, Lincoln, Neb. - %

9/13 %Santa Clara 4/22 36-34, 30-24, 30-21 W

9/14 %Alabama 4/- 30-13, 30-15, 30-22 W

9/15 %Michigan 4/- 30-20, 30-28, 30-23 W

9/18 at Kansas State* 5/- 30-25, 30-16, 30-27 W

9/21 Texas* 5/24 30-15, 30-24, 30-23 W

9/25 at Texas Tech* 5/- 30-24, 30-12, 30-23 W

9/29 Creighton (Devaney) 5/- 30-11, 30-15, 30-14 W

10/2 Colorado* 5/- 30-23, 30-24, 30-16 W

10/6 at Texas A&M* 5/25 30-26, 28-30, 30-26, 30-20 W

10/9 Missouri* 5/23 30-25, 30-20, 30-22 W

10/12 at Iowa State* 5/- 30-19, 30-20, 30-24 W

10/16 at Oklahoma* 4/- 30-14, 30-16, 30-19 W

10/19 Baylor* 4/- 30-16, 30-23, 30-19 W

10/23 at Kansas* 4/- 30-22, 30-21, 30-20 W

10/26 Texas A&M* 4/- 30-28, 30-26, 30-20 W

10/30 at Colorado* 4/- 30-23, 30-20, 30-26 W

11/2 Texas Tech* 4/- 30-20, 30-20, 30-25 W

11/9 at Texas* 5/- 23-30, 30-23, 30-22, 30-25 W

11/13 Iowa State* 5/- 30-9, 30-17, 30-19 W

11/16 Oklahoma* 5/- 30-18, 30-7, 30-15 W

11/20 Kansas* 5/- 30-22, 30-25, 30-15 W

11/23 at Baylor* 5/- 30-23, 30-19, 30-20 W

11/27 at Missouri* 5/- 30-21, 30-27, 30-25 W

11/30 Kansas State* 5/22 30-20, 30-21, 30-19 W

NCAA First/Second Rounds, Lincoln, Neb.

12/6 Tennessee-Martin 4/- 30-12, 30-17, 30-14 W

12/7 Arizona State 4/- 30-22, 30-21, 30-27 W

NCAA Central Regional, Lincoln, Neb.

12/13 Miami 4/24 30-18, 30-17, 30-21 W

12/14 Hawaii 4/2 25-30, 30-25, 27-30, 21-30 L

2003

Record: 28-5 (17-3 Big 12)

NCAA Central Regional Semifinalist

Illinois State/Barker GMC Classic, Normal, Ill. - \$

8/29 \$Clemson 7/- 32-30, 30-10, 30-17 W

8/30 \$Illinois 7/- 30-27, 30-20, 30-20 W

8/30 \$at Illinois State 7/- 30-25, 30-26, 28-30, 30-15 W

Nokia Sugar Bowl Classic, New Orleans, La. - # 9/5

#New Orleans 5/- 30-17, 30-16, 30-17 W

9/6 #LSU 5/- 30-24, 30-22, 30-24 W

9/6 #at Tulane 5/- 30-26, 30-23, 30-26 W

US Bank/Arby's Classic, Lincoln, Neb. - %

9/12 %Santa Clara 5/13 30-10, 24-30, 30-26, 30-27 W

9/13 %Michigan State 5/17 30-20, 30-20, 30-24 W

9/14 %Georgia Tech 5/10 23-30, 25-30, 30-26, 31-29, 14-16 L

9/17 Texas A&M* 8/- 30-28, 26-30, 26-30, 30-26, 15-9 W

9/20 at Texas* 8/- 30-20, 30-19, 30-19 W

9/24 at Iowa State* 7/- 30-25, 30-20, 30-14 W

9/27 Texas Tech* 7/- 30-18, 30-27, 30-17 W

10/1 Colorado* 7/- 30-22, 30-24, 30-16 W

10/4 at Oklahoma* 7/- 30-17, 30-17, 30-22 W

10/8 at Kansas* 7/- 31-29, 25-30, 30-28, 30-24 W

10/11 Kansas State* 8/12 22-30, 26-30, 30-19, 30-23, 8-15 L

10/15 Missouri* 8/- 30-28, 30-24, 25-30, 29-31, 9-15 L

10/18 at Baylor* 8/- 30-24, 30-23, 30-26 W

10/25 Iowa State* (Devaney) 11/- 30-17, 30-18, 30-28 W

10/29 at Texas Tech* 11/- 24-30, 30-25, 30-25, 30-27 W

11/1 Oklahoma* 11/- 30-17, 30-18, 30-19 W

11/2 Northern Iowa 11/12 30-21, 30-28, 30-22 W

11/5 at Texas A&M* 10/21 30-22, 30-24, 30-19 W

11/8 at Missouri* 10/25 30-28, 31-29, 30-26 W

11/12 Texas* 10/- 30-25, 27-30, 30-23, 23-30, 15-10 W

11/15 at Kansas State* 10/5 28-30, 31-29, 26-30, 25-30 L

11/19 Kansas* 10/- 30-22, 30-21, 30-21 W

11/22 Baylor* 10/- 30-19, 30-24, 28-30, 30-27 W

11/26 at Colorado* 10/- 33-31, 15-30, 30-18, 30-26 W

NCAA First/Second Rounds, East Lansing, Mich.

12/5 Valparaiso 10/- 30-19, 30-22, 30-21 W

12/6 Dayton 10/- 30-19, 30-14, 30-25 W

NCAA Central Regional, Lincoln, Neb.

2023 NEBRASKA VOLLEYBALL

ALL-TIME RESULTS

11/17	at Missouri*	3/25	30-26, 30-27, 30-19	W
11/20	at Oklahoma*	3/-	30-27, 33-35, 30-13, 30-19	W
11/24	Texas*	2/11	30-20, 30-19, 30-22	W
11/27	at Texas A&M*	2/18	30-23, 30-22, 30-28	W
NCAA First/Second Rounds, Lincoln, Neb.				
12/3	Iona	1/-	30-15, 30-12, 30-19	W
12/4	Wichita State	1/-	30-22, 30-20, 30-21	W
NCAA Central Regional, Louisville, Ky.				
12/10	at Louisville	1/15	30-22, 32-30, 30-19	W
12/11	vs. USC	1/8	35-33, 27-30, 21-30, 36-34, 12-15	L

2005 - NCAA Finalist

Record: 33-2 (19-1 Big 12)

Big 12 Champion

NCAA Central Regional Champion

AVCA/NACWAA College Volleyball Showcase, Omaha, Neb.

8/26	\$Hawaii	1/4	30-23, 30-26, 30-21	W
8/27	\$Stanford	1/3	30-23, 31-29, 33-31	W
Sports Imports Classic, Columbus, Ohio				
9/2	&at Ohio State	1/12	30-15, 30-19, 30-17	W
9/3	&vs. Michigan	1/-	30-22, 30-19, 30-21	W
9/5	at Minnesota	1/5	30-27, 30-25, 26-30, 25-30, 15-12	W

InfoUSA/Arby's Players Challenge

9/9	%Pepperdine	1/-	30-24, 30-26, 28-30, 30-19	W
9/10	%Pacific (Devaney)	1/-	30-13, 30-14, 30-17	W
9/11	%Penn State	1/4	30-14, 30-27, 30-23	W
9/17	at Colorado*	1/-	30-22, 30-20, 30-23	W
9/21	Texas A&M*	1/20	30-24, 30-21, 30-19	W
9/24	Iowa State*	1/-	30-8, 30-24, 30-16	W
9/28	at Oklahoma*	1/-	28-30, 30-25, 31-29, 30-20	W
10/1	Baylor*	1/-	30-21, 30-17, 30-18	W
10/5	at Missouri*	1/7	30-26, 22-30, 30-23, 30-27	W
10/8	at Kansas*	1/-	30-16, 26-30, 30-22, 30-15	W
10/11	Creighton	1/-	30-11, 30-24, 30-18	W
10/12	Texas Tech*	1/-	30-16, 30-18, 30-22	W
10/15	Texas*	1/18	30-24, 30-20, 30-26	W
10/19	at Kansas State*	1/23	30-20, 30-17, 30-18	W
10/26	Kansas*	1/-	30-23, 30-20, 30-19	W
10/29	at Texas Tech*	1/-	30-22, 30-11, 30-16	W
11/2	Oklahoma*	1/-	30-15, 30-24, 30-19	W
11/5	at Iowa State*	1/-	30-24, 30-23, 30-13	W
11/9	at Texas A&M*	1/-	30-19, 30-24, 30-21	W
11/13	Missouri*	1/12	28-30, 27-30, 30-21, 30-24, 15-3	W
11/16	at Baylor*	1/-	30-18, 30-19, 30-21	W
11/19	Kansas State*	1/-	30-16, 32-34, 30-15, 30-26	W
11/23	Colorado*	1/-	30-19, 30-26, 30-19	W
11/26	at Texas*	1/11	30-22, 30-28, 27-30, 27-30, 12-15	L

NCAA First/Second Rounds, Lincoln, Neb.

12/2	Alabama A&M	1/-	30-15, 30-7, 30-15	W
12/3	Duke	1/-	30-19, 30-19, 30-20	W

NCAA Central Regional, Omaha, Neb.

12/9	UCLA	1/16	30-28, 30-23, 30-16	W
12/10	Florida	1/4	30-26, 30-24, 30-16	W
NCAA Championship Round - San Antonio, Texas				
12/15	vs. Santa Clara	1/11	30-24, 30-21, 30-21	W
12/17	vs. Washington	1/3	26-30, 25-30, 26-30	L

2006 - NCAA Champion

Record: 33-1 (19-1 Big 12)

Big 12 Champion

NCAA Eastern Regional Champion

8/29	San Diego	1/20	30-18, 30-25, 31-29	W
Nebraska Invitational, Lincoln, Neb. - \$				
9/1	\$Saint Mary's	1/-	30-23, 30-19, 30-14	W
9/2	\$Middle Tennessee	1/-	30-14, 30-15, 30-15	W
9/3	\$Long Beach State	1/-	30-15, 31-29, 30-25	W
Ameritas Players Challenge, Lincoln, Neb. - #				
9/8	#Louisville	1/20	30-13, 30-24, 30-13	W
9/9	#Cal Poly	1/25	30-23, 30-23, 30-22	W
9/10	#Minnesota	1/-	28-30, 30-25, 30-22, 30-22	W
9/13	Kansas*	1/-	30-24, 30-21, 30-24	W
9/16	at Oklahoma*	1/-	30-27, 30-18, 34-32	W
9/20	Iowa State*	1/-	31-29, 30-20, 30-17	W
9/23	Texas Tech*	1/-	30-27, 30-17, 30-24	W
9/24	at Creighton	1/-	27-30, 30-24, 30-13, 30-18	W
9/30	at Baylor*	1/-	30-32, 30-18, 30-21, 30-24	W
10/4	Kansas State*	1/-	30-17, 30-22, 30-17	W
10/7	at Texas A&M*	1/-	30-25, 30-24, 30-20	W
10/11	at Missouri*	1/15	30-25, 30-22, 31-29	W
10/14	Colorado*	1/-	30-27, 30-18, 30-21	W
10/18	at Texas*	1/9	27-30, 30-22, 22-30, 30-22, 15-13	W
10/25	Missouri*	1/16	30-27, 30-23, 30-16	W
10/28	at Kansas State*	1/-	30-21, 30-24, 30-22	W

11/1	at Texas Tech*	1/-	30-16, 30-21, 30-24	W
11/4	Oklahoma*	1/17	30-19, 30-26, 30-27	W
11/8	at Iowa State*	1/-	30-20, 22-30, 30-27, 30-25	W
11/11	at Colorado*	1/-	19-30, 30-28, 15-30, 30-27, 15-13	L
11/15	Texas A&M*	1/-	30-16, 30-28, 30-25	W
11/18	Baylor*	1/-	30-17, 30-20, 30-22	W
11/22	at Kansas*	1/-	30-16, 30-16, 30-20	W
11/25	Texas*	1/8	30-22, 30-27, 30-25	W
NCAA First/Second Rounds, Lincoln, Neb.				
12/1	American	1/-	30-16, 30-23, 28-30, 30-16	W
12/2	Northern Iowa	1/-	30-16, 30-16, 30-14	W
NCAA Eastern Regional, Gainesville, Fla.				
12/8	vs. San Diego	1/14	30-21, 30-20, 30-15	W
12/9	vs. Minnesota	1/9	25-30, 22-30, 30-20, 30-25, 15-9	W
NCAA Championship Round, Omaha, Neb.				
12/14	vs. UCLA	1/4	23-30, 30-28, 30-23, 30-28	W
12/16	vs. Stanford	1/2	27-30, 30-26, 30-28, 30-27	W

2007

Record: 30-2 (19-1 Big 12)

Big 12 Champion

NCAA Midwest Regional Finalist

AVCA College Volleyball Showcase, Omaha, Neb. - #

8/24	#vs. Tennessee	1/-	30-15, 30-19, 30-18	W
8/25	#vs. UCLA	1/5	30-23, 30-23, 30-18, 30-21	W
Holiday Inn Downtown Classic, Lincoln and Omaha, Neb. - !				
8/31	!Creighton	1/-	30-23, 30-18, 30-26	W
9/2	!vs. Penn State (Omaha)	1/3	30-20, 30-21, 30-27	W
9/3	!Cal Poly	1/17	30-20, 30-19, 30-18	W
Ameritas Players Challenge, Lincoln, Neb. - \$				
9/7	\$Duke	1/11	30-24, 30-20, 30-23	W
9/8	\$New Mexico State	1/-	30-17, 30-25, 30-22	W
9/12	Texas*	1/7	30-24, 30-17, 30-25	W
9/15	at Texas Tech*	1/-	30-19, 30-15, 30-20	W
9/22	Texas A&M*	1/-	30-14, 30-20, 30-25	W
9/26	at Kansas*	1/-	30-18, 30-24, 30-18	W
9/29	Baylor*	1/-	30-15, 30-12, 30-13	W
10/3	Kansas State*	1/17	30-16, 30-16, 30-25	W
10/6	at Colorado*	1/-	30-25, 30-18, 30-20	W
10/10	Iowa State*	1/-	33-31, 30-19, 30-20	W
10/13	at Oklahoma*	1/25	30-25, 30-21, 30-25	W
10/17	at Missouri*	1/-	31-29, 30-18, 30-14	W
10/20	Kansas*	1/-	30-16, 30-25, 30-26	W
10/21	Hawaii (Devaney)	1/11	30-22, 30-16, 30-24	W
10/24	at Texas*	1/5	22-30, 25-30, 20-30	L
10/31	Missouri*	1/-	30-19, 32-34, 30-11, 24-30, 15-10	W
11/3	at Kansas State*	2/12	24-30, 27-30, 30-25, 30-19, 15-8	W
11/7	Colorado*	2/-	30-17, 30-22, 30-20	W
11/11	at Iowa State*	2/-	30-20, 30-19, 30-16	W
11/14	at Texas A&M*	2/-	30-26, 30-23, 30-22	W
11/17	Oklahoma*	2/22	30-18, 30-25, 30-20	W
11/21	at Baylor*	2/-	30-11, 30-18, 30-26	W
11/24	Texas Tech*	2/-	30-18, 30-10, 30-11	W
NCAA First/Second Rounds, Lincoln, Neb.				
11/30	South Dakota State	2/-	30-13, 30-14, 30-13	W
12/1	Wichita State	2/-	30-22, 30-19, 30-19	W
NCAA Midwest Regional, Madison, Wis.				
12/7	vs. Michigan State	2/24	25-30, 28-30, 30-17, 30-28, 15-9	W
12/8	vs. California	2/6	28-30, 29-31, 26-30	L

2008 - NCAA Semifinalist

Record: 31-3 (18-2 Big 12)

Big 12 Champion

NCAA Pacific Regional Champion

Runza/AVCA Showcase, Omaha, Neb. - #

8/29	#vs. Stanford	7/2	25-17, 25-19, 26-24	W
8/31	#vs. USC	7/4	25-27, 25-19, 25-17, 25-18	W
9/1	Oral Roberts	2/-	25-19, 25-14, 25-17	W
Paso Robles Marriott Invitational, San Luis Obispo, Calif. - \$				
9/5	\$vs. Northeastern	2/-	25-17, 25-20, 25-20	W
9/5	\$at Cal Poly	2/14	25-20, 25-19, 25-20	W
9/6	\$vs. Tulane	2/-	25-17, 25-15, 25-20	W
Ameritas Players Challenge, Lincoln, Neb. - %				
9/12	%LSU (Devaney)	2/-	25-19, 25-15, 25-20	W
9/13	%New Mexico	2/-	25-19, 25-18, 25-17	W
9/17	at Kansas State*	2/18	25-18, 21-25, 25-22, 25-19	W
9/20	Texas*	2/3	25-17, 21-25, 25-23, 25-18	W
9/24	Kansas*	2/-	25-15, 25-19, 22-25, 25-15	W
9/27	at Iowa State*	2/-	25-21, 20-25, 27-25, 25-18	W
10/1	at Texas Tech*	2/-	25-13, 25-23, 25-13	W
10/4	Colorado*	2/-	25-19, 25-15, 26-24	W
10/5	at Creighton	2/-	25-19, 25-18, 25-19	W

10/8	Oklahoma*	2/-	25-16, 25-19, 25-14	W
10/12	at Missouri*	2/-	25-20, 25-21, 25-18	W
10/15	Baylor*	2/-	25-14, 25-11, 25-20	W
10/22	Texas A&M*	2/-	25-16, 25-18, 25-13	W
10/25	at Oklahoma*	2/-	25-21, 25-16, 25-13	W
10/29	at Colorado*	2/-	19-25, 25-27, 25-18, 16-25	L
11/1	Iowa State*	2/-	25-17, 22-25, 25-20, 25-19	W
11/5	at Texas A&M*	3/-	23-25, 25-17, 25-14, 20-25, 15-13	W
11/8	Kansas State*	3/15	25-23, 25-22, 25-17	W
11/12	Missouri*	3/-	25-19, 25-22, 25-14	W
11/15	at Kansas*	3/-	25-21, 25-18, 25-12	W
11/19	at Texas*	3/4	19-25, 25-21, 22-25, 22-25	L
11/22	Texas Tech*	3/-	25-18, 25-13, 25-12	W
11/29	at Baylor*	4/-	25-22, 26-28, 25-10, 25-20	W
NCAA First/Second Rounds, Lincoln, Neb.				
12/5	Liberty	4/-	25-11, 21-25, 25-16, 25-19	W
12/6	UAB	4/-	25-14, 25-15, 25-12	W
NCAA Pacific Regional, Seattle, Wash.				
12/12	vs. Michigan	4/19	25-13, 25-16, 25-18	W
12/13	at Washington	4/5	14-25, 23-25, 25-17, 26-24, 15-13	W
NCAA Championship Round, Omaha, Neb.				
12/18	vs. Penn State	4/1	17-25, 18-25, 25-15, 25-22, 11-15	L

2009

Record: 26-7 (16-4 Big 12)

NCAA Midwest Regional Finalist

AVCA College Volleyball Showcase, Omaha, Neb. - #

8/28	#vs. Michigan	3/16	23-25, 21-25, 17-25	L
8/29	#vs. Minnesota	3/11	25-20, 21-25, 25-19, 15-25, 15-8	W
9/1	Creighton	6/-	25-19, 25-23, 25-16	W
LSU Tiger Classic, Baton Rouge, La. - !				
9/4	!vs. UL-Lafayette	6/-	25-14, 25-15, 25-10	W
9/4	!at LSU	6/-	22-25, 25-16, 21-25, 25-15, 15-8	W
9/5	!vs. Tulane	6/-	25-9, 25-19, 25-14	W
Ameritas Players Challenge, Lincoln, Neb. - %				
9/10	%Virginia	5/-	25-20, 25-11, 25-16	W
9/11	%BYU	5/-	18-25, 25-21, 25-10, 25-21	W
9/13	%UCLA (Devaney)	5/8	25-18, 17-25, 22-25, 26-24, 7-15	L
9/16	Texas Tech*	8/-	25-16, 25-23, 25-11	W
9/19	at Colorado*	8/-	25-15, 25-22, 25-13	W
9/23	at Texas A&M*	6/-	26-28, 25-17, 19-25, 19-25	L
9/26	Texas*	6/2	22-25, 25-18, 17-25, 17-25	L
9/30	at Oklahoma*	10/-	17-25, 26-24, 25-15, 25-27, 15-10	W
10/7	Kansas*	9/-	25-20, 25-20, 25-21	W
10/10	Kansas State*	9/-	25-13, 25-19, 25-18	W
10/14	at Baylor*	7/19	28-26, 25-17, 25-17	W
10/16	at Missouri*	7/-	25-17, 25-15, 21-25, 25-13	W
10/21	Iowa State*	5/14	25-18, 19-25, 25-23, 21-25, 12-15	L
10/24	Oklahoma*	5/-	25-22, 25-22, 22-25, 25-15	W
10/28	at Texas Tech*	8/-	25-12, 25-20, 25-20	W
10/30	at Texas*	8/2	22-25, 24-26, 19-25	L
11/4	Missouri*	10/-	25-19, 25-16, 25-16	W
11/7	at Iowa State*	10/8	25-16, 25-22, 25-23	W
11/13	Texas A&M*	9/-	29-27, 25-17, 25-15	W
11/18	Baylor*	9/24	25-16, 25-21, 25-20	W
11/21	at Kansas*	9/-	25-15, 25-12, 25-18	W
11/25	at Kansas State*	8/-	32-30, 26-24, 25-22	W
11/28	Colorado*	8/-	25-16, 25-11, 25-11	W
NCAA First/Second Rounds, Lincoln, Neb.				
12/4	Coastal Carolina	7/-	25-13, 25-18, 25-15	W
12/5	Northern Iowa	7/20	25-14, 25-17, 25-21	W
NCAA Midwest Regional, Omaha, Neb.				
12/11	Iowa State	7/5	25-11, 25-19, 25-22	W
12/12	Texas	7/2	25-21, 18-25, 16-25, 17-25	L

2023 NEBRASKA VOLLEYBALL

ALL-TIME RESULTS

9/22	Kansas*	4/-	21-25, 25-13, 25-18, 25-18	W
9/25	at Baylor*	4/-	25-19, 25-22, 25-22	W
9/29	at Oklahoma*	3/-	18-25, 25-17, 25-17, 26-24	W
10/2	Texas*	3/13	25-20, 20-25, 25-19, 25-20	W
10/6	at Missouri*	3/-	25-21, 25-18, 25-16	W
10/9	Texas A&M*	3/-	25-21, 25-12, 27-25	W
10/16	at Kansas State*	3/-	25-19, 25-21, 25-18	W
10/20	Texas Tech*	3/-	25-14, 25-15, 25-13	W
10/23	Missouri*	3/-	25-13, 25-22, 25-16	W
10/27	at Texas*	2/10	15-25, 19-25, 27-25, 25-27	L
10/30	Iowa State*	2/12	25-19, 25-16, 25-16	W
11/3	at Kansas*	5/-	25-17, 25-14, 25-19	W
11/6	at Texas Tech*	5/-	25-10, 25-18, 25-20	W
11/10	Kansas State*	5/-	25-9, 27-25, 25-23	W
11/13	at Colorado*	5/-	25-21, 25-20, 25-17	W
11/17	Oklahoma*	5/-	25-22, 25-23, 25-14	W
11/24	Baylor*	5/-	25-21, 25-19, 25-13	W
11/27	at Texas A&M*	5/-	25-16, 26-24, 25-17	W
NCAA First/Second Rounds, Lincoln, Neb.				
12/2	Sacred Heart	3/-	25-12, 25-22, 25-11	W
12/3	Auburn	3/-	25-10, 25-17, 25-15	W
NCAA Pacific Regional, Seattle, Wash.				
12/10	Washington	3/11	16-25, 25-20, 21-25, 27-29	L

2011

Record: 25-5 (17-3 Big Ten)

Big Ten Champion

NCAA Second Round

MCM Elegante Lobo Classic, Albuquerque, N.M. - #

8/26	#vs. New Mexico St.	5/-	20-25, 24-26, 25-13, 25-12, 15-8	W
8/27	#vs. New Mexico	5/-	25-16, 25-17, 25-17	W
Colorado State Tournament, Fort Collins, Colo. - \$				
9/3	\$at Colorado State	5/15	25-12, 25-11, 16-25, 20-25, 9-15	L
9/4	\$vs. Albany	5/-	25-12, 25-13, 25-12	W
Ameritas Players Challenge, Lincoln, Neb. - %				
9/8	%Creighton	11/-	25-14, 26-24, 25-16	W
9/9	%Saint Mary's	11/-	25-13, 21-25, 25-18, 23-25, 15-13	W
9/10	%Weber State	11/-	25-15, 25-7, 25-16	W
9/17	Iowa State (Devaney)	10/12	25-23, 25-15, 25-18	W
9/21	Penn State*	10/5	25-18, 25-16, 23-25, 19-25, 15-10	W
9/24	Ohio State*	10/24	25-23, 23-25, 25-11, 25-16	W
9/30	at Michigan State*	7/-	27-25, 16-25, 21-25, 25-17, 16-14	W
10/1	at Michigan State*	7/17	25-17, 26-24, 25-16	W
10/7	Purdue*	6/11	25-22, 20-25, 25-14, 25-22	W
10/8	Indiana*	6/-	25-19, 25-14, 25-13	W
10/14	at Wisconsin*	5/-	25-21, 25-15, 25-21	W
10/15	at Minnesota*	5/-	28-30, 19-25, 25-10, 25-12, 15-11	W
10/19	Iowa*	4/-	25-14, 25-14, 25-11	W
10/22	Illinois*	4/1	24-26, 25-18, 25-19, 25-11	W
10/28	at Ohio State*	1/23	19-25, 25-22, 25-19, 25-17	W
10/29	at Penn State*	1/8	17-25, 15-25, 25-17, 17-25	L
11/4	Michigan*	2/23	17-25, 26-24, 25-20, 25-21	W
11/5	Michigan State*	2/-	25-11, 25-18, 25-23	W
11/11	at Indiana*	2/-	25-19, 25-19, 25-20	W
11/12	at Purdue*	2/10	19-25, 19-25, 16-25	L
11/16	Minnesota*	4/19	17-25, 25-18, 25-15, 25-16	W
11/19	Wisconsin*	4/-	12-25, 25-17, 25-13, 25-22	W
11/22	at Iowa*	2/-	25-14, 25-14, 25-19	W
11/26	at Northwestern*	2/-	22-25, 25-22, 29-31, 25-22, 11-15	L
NCAA First/Second Rounds, Lincoln, Neb.				
12/1	Jackson State	2/-	25-10, 25-16, 25-13	W
12/2	Kansas State	2/-	22-25, 25-22, 29-31, 25-22, 11-15	L

2012

Record: 26-7 (15-5 Big Ten)

NCAA Omaha Regional Finalist

8/24	Saint Louis	4/-	25-13, 25-17, 25-18	W
8/25	UCLA	4/1	25-20, 25-23, 23-25, 25-19, 15-13	W
8/26	Notre Dame (Omaha)	4/-	25-19, 25-21, 25-13	W
UC-Irvine Tournament, Irvine, Calif. - #				
9/1	#vs. Colgate	1/-	25-12, 25-19, 25-13	W
9/1	#at UC-Irvine	1/-	25-13, 25-18, 25-21	W
Ameritas Players Challenge, Lincoln, Neb. - %				
9/6	%Oklahoma	1/-	25-14, 25-15, 25-16	W
9/7	%Duquesne	1/-	25-7, 25-12, 25-20	W
9/8	%Kentucky	1/19	25-19, 23-25, 25-22, 25-22	W
9/15	at Iowa State	1/25	23-25, 22-25, 25-20, 21-25	L
9/19	at Penn State*	3/4	25-23, 26-28, 17-25, 24-26	L
9/22	at Ohio State*	3/23	17-25, 25-12, 25-20, 25-14	W
9/26	Michigan State*	6/24	25-17, 25-16, 25-22	W
9/30	Michigan*	6/-	21-25, 25-13, 25-17, 25-21	W
10/5	at Purdue*	4/12	25-23, 25-16, 25-22	W

10/6	at Indiana*	4/-	25-23, 18-25, 20-25, 25-17, 15-10	W
10/12	Wisconsin*	3/-	25-22, 25-15, 25-20	W
10/14	Minnesota*	3/10	18-25, 27-25, 25-23, 25-16	W
10/17	at Iowa*	4/-	25-22, 25-14, 25-9	W
10/21	at Illinois*	4/25	25-16, 25-23, 25-16	W
10/26	Ohio State*	4/20	22-25, 24-26, 25-19, 23-25	L
10/28	Penn State*	4/1	12-25, 32-30, 19-25, 25-23, 15-10	W
11/3	at Michigan*	4/-	25-21, 25-19, 21-25, 13-25, 9-15	L
11/4	at Michigan State*	4/-	13-25, 25-23, 18-25, 25-23, 15-17	L
11/9	Indiana*	9/-	25-11, 18-25, 25-13, 25-22	W
11/10	Purdue*	9/21	21-25, 25-16, 23-25, 25-19, 15-10	W
11/16	at Minnesota*	9/14	12-25, 25-15, 25-22, 19-25, 19-21	L
11/18	at Wisconsin*	9/14	25-17, 25-20, 25-18	W
11/21	Iowa*	10/-	25-12, 25-16, 25-8	W
11/24	Northwestern*	10/-	25-15, 25-22, 20-25, 25-21	W
NCAA First/Second Rounds, Lincoln, Neb.				
11/29	UMES	10/-	25-14, 25-10, 25-18	W
11/30	Northern Iowa	10/-	25-21, 25-16, 25-21	W
NCAA Omaha Regional, Omaha, Neb.				
12/7	Washington	10/5	25-14, 25-21, 25-23	W
12/8	Oregon	10/6	25-15, 22-25, 18-25, 17-25	L

2013

Record: 26-7 (16-4 Big Ten)

NCAA Lincoln Regional Finalist

Marcia E. Hamilton Classic, St. Louis, Mo. - #

8/30	#vs. La.-Monroe	10/-	25-11, 25-21, 25-4	W
8/31	#vs. Auburn	10/-	23-25, 25-22, 23-25, 23-25	L
8/31	#at Saint Louis	10/-	25-20, 25-16, 25-16	W
9/6	Villanova	13/-	25-14, 25-13, 20-25, 25-20	W
9/7	Georgia	13/-	25-21, 25-23, 25-14	W
Ameritas Players Challenge, Lincoln, Neb. - %				
9/12	%Saint Mary's	12/-	18-25, 25-21, 25-21, 25-18	W
9/13	%Dayton	12/-	25-20, 25-21, 25-13	W
9/14	%Iowa State	12/17	25-13, 25-22, 27-25	W
9/22	at Texas	12/6	25-20, 19-25, 25-27, 25-21, 12-15	L
9/27	at Northwestern*	12/-	25-16, 20-25, 25-21, 25-20	W
9/28	at Illinois*	12/24	25-20, 25-14, 25-22	W
10/4	Minnesota*	10/8	25-22, 25-19, 25-19	W
10/5	Wisconsin*	10/23	25-23, 26-24, 22-25, 30-32, 15-6	W
10/11	at Michigan*	9/17	25-13, 28-26, 10-25, 20-25, 15-8	W
10/12	at Michigan State*	9/7	20-25, 24-26, 25-20, 19-25	L
10/18	Indiana*	8/-	25-15, 25-16, 25-16	W
10/19	Purdue*	8/25	20-25, 22-25, 25-19, 20-25	L
10/23	Iowa*	13/-	25-19, 25-21, 25-8	W
10/25	at Ohio State*	13/24	22-25, 25-12, 25-17, 25-19	W
10/30	Illinois*	11/-	25-21, 26-24, 25-12	W
11/2	Northwestern*	11/-	21-25, 25-17, 21-25, 25-17, 15-13	W
11/8	at Wisconsin*	11/16	18-25, 25-20, 25-23, 25-19	W
11/10	at Minnesota*	11/9	25-22, 15-25, 27-25, 15-25, 15-11	W
11/15	Michigan State*	9/16	25-23, 25-13, 25-22	W
11/16	Michigan*	9/19	25-20, 20-25, 25-21, 25-19	W
11/22	at Purdue*	6/25	24-26, 21-25, 16-25	L
11/23	at Indiana*	6/-	25-22, 25-21, 25-11	W
11/27	at Iowa*	10/-	25-16, 25-18, 25-18	W
11/30	Penn State*	10/8	25-22, 23-25, 24-26, 24-26	L
NCAA First/Second Rounds, Lincoln, Neb.				
12/6	Fairfield	9/-	25-15, 25-9, 25-17	W
12/7	Oregon	9/25	25-22, 25-19, 25-22	W
NCAA Lincoln Regional, Lincoln, Neb.				
12/13	San Diego	9/8	25-20, 25-23, 25-22	W
12/14	Texas	9/1	19-25, 22-25, 23-25	L

2014

Record: 23-10 (14-6 Big Ten)

NCAA Seattle Regional Finalist

AVCA College Volleyball Showcase, Lincoln, Neb. - #

8/29	#Florida State	7/13	25-18, 25-27, 23-25, 23-25	L
8/31	#Stanford	7/3	17-25, 17-25, 19-25	L
Flyer-Raider Invitational, Dayton, Ohio - !				
9/5	!at Dayton	12/-	29-27, 25-14, 25-23	W
9/6	!vs. Bakersfield	12/-	25-16, 25-8, 22-25, 25-19	W
9/6	!vs. Eastern Kentucky	12/-	25-20, 25-16, 25-16	W
Ameritas Players Challenge, Lincoln, Neb. - %				
9/12	%Denver	11/-	25-15, 25-17, 25-21	W
9/13	%Colgate	11/-	25-9, 25-12, 25-15	W
9/17	Creighton	9/-	21-25, 25-22, 25-20, 25-20	W
9/20	Texas	9/2	25-20, 19-25, 25-27, 25-21, 12-15	L
9/24	Iowa*	8/-	25-18, 25-13, 31-29	W
9/27	at Iowa*	8/-	25-21, 25-13, 25-16	W
10/3	Penn State*	8/3	12-25, 25-22, 25-20, 25-23	W
10/4	Ohio State*	8/-	27-25, 25-27, 25-23, 17-25, 14-16	L

10/10	at Michigan State*	8/-	25-20, 25-18, 22-25, 25-23	W
10/12	at Michigan*	8/-	19-25, 30-32, 21-25	L
10/15	Northwestern*	13/-	25-12, 25-22, 25-13	W
10/18	Illinois*	13/15	23-25, 25-21, 25-27, 21-25	L
10/22	at Minnesota*	14/25	21-25, 16-25, 25-21, 25-19, 15-7	W
10/26	at Wisconsin*	14/5	19-25, 21-25, 18-25	L
10/31	at Rutgers*	14/-	25-23, 25-21, 25-18	W
11/1	at Maryland*	14/-	25-23, 25-22, 25-16	W
11/5	Purdue*	13/12	25-21, 25-22, 25-20	W
11/8	Indiana*	13/-	25-14, 25-17, 25-12	W
11/12	Michigan State*	11/-	20-25, 25-21, 25-22, 25-23	W
11/16	Maryland*	11/-	25-17, 25-14, 18-25, 25-18	W
11/19	at Indiana*	11/-	25-11, 25-20, 26-24	W
11/22	Michigan*	11/-	25-23, 25-20, 25-21	W
11/26	at Illinois*	10/11	16-25, 25-22, 18-25, 26-24, 10-15	L
11/29	at Penn State*	10/4	21-25, 15-25, 16-25	L
NCAA First/Second Rounds, Lincoln, Neb.				
12/5	Hofstra	11/-	27-25, 25-23, 25-16	W
12/6	Utah	11/20	25-23, 25-22, 23-25, 17-25, 15-11	W
NCAA Seattle Regional, Seattle, Wash.				
12/12	at Washington	11/3	20-25, 25-20, 25-22, 29-27	W
12/13	vs. BYU	11/12	21-25, 20-25, 21-25	L

2015 - NCAA Champion

Record: 32-4 (17-3 Big Ten)

NCAA Lexington Regional Champion

Nebraska Invitational, Lincoln, Neb. - #

8/28	#Tulsa	5/-	25-22, 25-14, 25-16	W
8/29	#Grand Canyon	5/-	25-21, 25-8, 25-11	W
8/29	#Pittsburgh	5/-	25-9, 25-20, 27-29, 25-19	W
VERT Challenge, Austin, Texas - !				
9/4	!at Texas	4/3	17-25, 25-21, 15-25, 25-23, 11-15	L
9/5	!vs. Oregon	4/11	21-25, 21-25, 25-23, 25-20, 15-12	W
Ameritas Players Challenge, Lincoln, Neb. - %				
9/11	%UC Davis	5/-	25-17, 25-11, 25-17	W
9/12	%South Florida	5/-	25-13, 25-21, 27-25	W
9/12	%Georgia Tech	5/-	25-13, 25-15, 25-21	W
9/15	at Creighton	4/-	25-17, 25-19, 25-22	W
9/19	at Iowa State	4/-	25-23, 21-25, 25-23, 25-11	W
9/23	at Iowa*	4/-	25-23, 25-20, 25-23	W
9/26	Iowa*	4/-	25-10, 25-23, 25-18	W
10/2	at Penn State*	4/1	12-25, 24-26, 25-14, 25-20, 15-11	W
10/3	at Ohio State*	4/13	25-22, 18-25, 22-25, 25-17, 10-15	L
10/7	Michigan State*	4/-	23-25, 25-15, 28-26, 25-15	W
10/10	Michigan*	4/24	25-18, 25-19, 20-25, 25-17	W
10/16	at Northwestern*	3/-	25-13, 25-19, 25-19	W
10/17	at Illinois*	3/16	25-22, 25-18, 25-19	W
10/23	Minnesota*	3/9	23-25, 22-25, 26-24, 25-27	L
10/24	Wisconsin*	3/16	25-22, 17-25, 19-25, 22-25	L
10/30	Rutgers*	9/-	25-11, 25-17, 25-14	W
10/31	Maryland*	9/-	25-9, 25-17, 25-12	W
11/4	at Purdue*	8/16	30-28, 25-20, 25-17	W
11/7	at Indiana*	8/-	25-20, 25-18, 25-20	W
11/11	at Michigan State*	8/-	25-19, 27-29, 23-25, 25-18, 16-14	W
11/14	at Maryland*	8/-	25-21, 23-25, 25-21, 25-18	W
11/18	Indiana*	6/-	25-16, 25-19, 25-19	W
11/21	at Michigan*	6/-	25-19, 22-25, 25-22, 25-19	W
11/25	Illinois*	5/18	25-16, 25-16, 25-16	W
11/28	Penn State*	7/5	25-18, 25-18, 25-22	W
NCAA First/Second Rounds, Lincoln, Neb.				
12/4	Harvard	5/-	22-25, 25-15, 25-17, 25-19	W
12/5	Wichita State	5/-	25-19, 25-19, 25-14	W
NCAA Lexington Regional, Lexington, Ky.				
12/11	vs. BYU	5/11	26-24, 25-17, 25-23	W
12/12	vs. Washington	5/1	25-17, 21-25, 25-20, 25-21	W
NCAA Championship Round, Omaha, Neb.				
12/17	vs. Kansas	5/9	25-20, 25-21, 20-25, 25-16	W
12/19	vs. Texas	5/3	25-23, 25-23, 25-21	W
2016 - NCAA Semifinalist				
Record: 31-3 (18-2 Big Ten)				
Big Ten Champion				
NCAA Lincoln Regional Champion				
VERT Challenge, Eugene, Ore. - #				
8/26	#vs. Florida	1/10	25-27, 25-15, 25-16, 25-21	W
8/27	#vs. Texas	1/2	25-15, 25-16, 25-21	W
Nebraska Invite, Lincoln, Neb. - !				
9/2	!Iowa State	1/-	25-20, 25-17, 25-12	W
9/3	!Oregon State	1/-	25-16, 25-14, 25-12	W
Lobo Classic, Albuquerque, N.M. - %				
9/9	%vs. Arkansas	1/-	25-22, 25-15, 25-21	W
9/10	%at New Mexico	1/-	25-29, 25-20, 25-14	W
Ameritas Players Challenge, Lincoln, Neb. - \$				

ALL-TIME RESULTS

9/16	\$Montana State	1/-	25-15, 25-5, 25-16	W
9/16	\$Gonzaga	1/-	25-15, 25-12, 25-11	W
9/17	\$Creighton	1/-	23-25, 25-13, 27-25, 25-18	W
9/23	at Michigan*	1/22	25-22, 25-20, 25-18	W
9/24	at Michigan State*	1/20	22-25, 23-25, 25-20, 25-14, 16-14	W
9/28	at Illinois*	1/24	25-18, 25-22, 25-21	W
10/1	Ohio State*	1/19	25-17, 21-25, 21-25, 13-25	L
10/7	Indiana*	3/-	25-23, 25-13, 25-17	W
10/9	Purdue*	3/17	25-17, 25-13, 25-17	W
10/14	at Ohio State*	2/19	25-20, 25-20, 23-25, 27-25	W
10/16	at Maryland*	2/-	25-16, 25-14, 25-17	W
10/21	Wisconsin*	1/4	25-21, 25-22, 25-15	W
10/23	Minnesota*	1/3	24-26, 25-18, 26-24, 22-25, 15-8	W
10/28	Illinois*	1/24	26-24, 25-21, 25-19	W
10/29	Northwestern*	1/-	25-20, 25-11, 25-20	W
11/4	at Penn State*	1/11	22-25, 25-17, 25-23, 23-25, 15-11	W
11/5	at Rutgers*	1/-	25-10, 25-14, 25-12	W
11/9	Iowa*	1/-	25-14, 25-18, 26-24	W
11/12	at Indiana*	1/-	25-16, 25-16, 25-11	W
11/16	Penn State*	1/15	25-17, 25-14, 25-22	W
11/19	at Iowa*	1/-	25-17, 25-19, 25-13	W
11/23	at Minnesota*	1/2	25-21, 25-22, 26-28, 17-25, 15-17	L
11/26	Michigan*	1/18	25-19, 25-17, 22-25, 25-21	W
NCAA First/Second Rounds, Lincoln, Neb.				
12/2	New Hampshire	2/-	25-9, 25-23, 25-18	W
12/3	TCU	2/-	25-22, 25-12, 25-16	W
NCAA Lincoln Regional, Lincoln, Neb.				
12/9	Penn State	2/13	23-25, 23-25, 26-24, 25-19, 15-6	W
12/10	Washington	2/7	25-16, 25-10, 25-21	W
NCAA Championship Round, Columbus, Ohio				
12/15	vs. Texas	2/5	18-25, 23-25, 21-25	L

2017 - NCAA Champion**Record: 32-4 (19-1 Big Ten)****Big Ten Champion****NCAA Lexington Regional Champion****VERT Challenge, Gainesville, Fla. - #**

8/25	vs. Oregon#	5/18	20-25, 21-25, 26-24, 23-25	L
8/26	at Florida#	5/12	25-19, 18-25, 25-17, 18-25, 11-15	L
Ameritas Players Challenge, Lincoln, Neb. - \$				
9/1	UMBC\$	12/-	25-19, 25-13, 25-20	W
9/1	Oral Roberts\$	12/-	25-8, 25-16, 25-10	W
9/2	Saint Mary's\$	12/-	26-24, 25-22, 25-20	W
9/8	UCLA	12/11	25-15, 25-21, 25-18	W
9/9	UCLA	12/11	25-15, 25-19, 25-17	W
Omaha Challenge, Omaha, Neb. - !				
9/15	vs. Kansas State!	10/-	25-22, 25-11, 25-16	W
9/16	vs. Northern Iowa!	10/-	20-25, 23-25, 25-14, 21-25	L
9/16	at Omaha!	10/-	26-24, 25-15, 25-13	W
9/22	at Penn State*	14/2	26-24, 25-19, 25-20	W
9/23	at Rutgers*	14/-	25-15, 25-20, 25-11	W
9/29	Minnesota*	8/3	25-21, 25-18, 25-13	W
9/30	Wisconsin*	8/7	22-25, 17-25, 25-20, 25-23, 15-8	W
10/4	Michigan State*	4/14	25-19, 25-15, 22-25, 25-19	W
10/7	at Iowa*	4/-	25-18, 25-17, 25-20	W
10/11	at Wisconsin*	4/11	16-25, 15-25, 25-17, 23-25	L
10/14	at Purdue*	4/16	25-16, 22-25, 25-14, 25-18	W
10/20	Northwestern*	7/-	25-20, 25-15, 25-12	W
10/21	Illinois*	7/-	25-19, 24-26, 25-20, 25-17	W
10/27	at Michigan State*	7/10	25-16, 19-25, 25-17, 25-14	W
10/29	at Michigan*	7/-	25-22, 25-18, 25-13	W
11/3	Purdue*	7/22	25-22, 21-25, 26-24, 25-23	W
11/4	Indiana*	7/-	25-8, 25-14, 25-13	W
11/8	Maryland*	6/-	25-11, 25-15, 25-16	W
11/12	Rutgers*	6/-	25-8, 25-11, 25-13	W
11/17	at Ohio State*	5/-	25-23, 25-12, 22-25, 25-23	W
11/18	at Maryland*	5/-	25-23, 25-18, 25-13	W
11/22	at Northwestern*	5/-	25-13, 25-20, 25-21	W
11/25	Iowa*	5/-	25-12, 25-15, 25-23	W
NCAA First/Second Rounds, Lincoln, Neb.				
12/1	Stony Brook	5/-	25-10, 25-14, 25-12	W
12/2	Washington State	5/-	25-13, 25-13, 25-18	W
NCAA Lexington Regional, Lexington, Ky.				
12/8	vs. Colorado	5/-	25-19, 25-11, 25-21	W
12/9	at Kentucky	5/6	25-19, 25-22, 25-27, 25-22	W
NCAA Championship Round, Kansas City, Mo.				
12/14	vs. Penn State	5/1	25-18, 23-25, 24-26, 28-26, 15-11	W
12/16	vs. Florida	5/3	25-22, 25-17, 18-25, 25-16	W

2018 - NCAA Finalist**Record: 29-7 (15-5 Big Ten)****NCAA Minneapolis Regional Champion****VERT Challenge, Lincoln, Neb. - #**

8/24	Florida#	2/7	20-25, 22-25, 25-23, 23-25	L
8/25	Oregon#	2/18	25-21, 25-21, 26-24	W
Ameritas Players Challenge, Lincoln, Neb. - \$				
8/31	Ohio\$	5/-	25-17, 25-14, 25-17	W
8/31	Wake Forest\$	5/-	25-14, 25-11, 25-9	W
9/1	Santa Clara\$	5/-	25-13, 21-25, 25-9, 25-15	W
9/6	at Creighton	7/14	22-25, 19-25, 25-18, 25-22, 15-10	W
9/9	Iowa State	7/-	25-22, 25-18, 25-16	W
Husker Invitational, Lincoln, Neb. - !				
9/14	Central Michigan!	4/-	25-18, 25-15, 25-11	W
9/14	New Mexico!	4/-	23-25, 25-12, 25-20, 25-11	W
9/15	Missouri State!	4/-	25-19, 25-12, 25-4	W
9/21	Michigan*	3/18	25-19, 25-27, 25-17, 25-12	W
9/23	Michigan State*	3/-	25-18, 25-9, 21-25, 25-16	W
9/28	at Northwestern*	3/-	25-19, 25-12, 25-23	W
9/29	at Illinois*	3/7	25-14, 19-25, 25-17, 25-19	W
10/3	Iowa*	3/-	25-10, 23-25, 25-15, 25-11	W
10/6	Minnesota*	3/5	20-25, 25-23, 14-25, 21-25	L
10/10	Indiana*	5/-	25-13, 30-28, 25-11	W
10/13	at Penn State*	5/9	22-25, 25-11, 26-24, 23-25, 9-15	L
10/19	at Wisconsin*	5/9	20-25, 25-19, 25-17, 17-25, 8-15	L
10/20	at Minnesota*	5/3	25-19, 23-25, 23-25, 18-25	L
10/24	at Ohio State*	9/-	25-15, 23-25, 25-12, 25-9	W
10/27	Illinois*	9/6	29-27, 19-25, 25-27, 22-25	L
11/2	Penn State*	8/7	25-27, 25-19, 21-25, 25-18, 15-8	W
11/3	Rutgers*	8/-	25-14, 25-12, 25-13	W
11/7	at Iowa*	6/-	25-15, 25-22, 25-13	W
11/10	at Michigan*	6/15	15-25, 25-20, 28-26, 26-24	W
11/16	at Purdue*	6/12	25-22, 25-20, 22-25, 25-17	W
11/17	at Indiana*	6/-	25-13, 25-19, 25-19	W
11/23	Ohio State*	6/-	25-15, 25-12, 25-12	W
11/24	Maryland*	6/-	25-13, 25-10, 25-18	W
NCAA First/Second Rounds, Lincoln, Neb.				
11/30	Hofstra	6/-	25-19, 25-12, 25-16	W
12/1	Missouri	6/24	25-14, 25-22, 25-18	W
NCAA Minneapolis Regional, Minneapolis, Minn.				
12/7	vs. Kentucky	6/10	25-17, 25-20, 25-23	W
12/8	vs. Oregon	6/14	25-22, 25-23, 25-17	W
NCAA Championship Round, Minneapolis, Minn.				
12/13	vs. Illinois	6/3	22-25, 16-25, 25-23, 25-20, 15-11	W
12/15	vs. Stanford	6/1	26-28, 25-22, 16-25, 25-15, 12-15	L

2019**Record: 28-5 (17-3 Big Ten)****NCAA Madison Regional Finalist****Husker Invitational, Lincoln, Neb. - !**

8/30	Creighton!	2/18	25-19, 24-26, 25-17, 25-21	W
8/31	UCLA!	2/-	25-12, 25-16, 25-19	W
SDSU/USD Invitational, San Diego, Calif. - #				
9/6	vs. Arizona#	2/-	25-17, 25-14, 17-25, 25-17	W
9/7	at San Diego#	2/25	22-25, 25-19, 22-25, 25-22, 15-11	W
Ameritas Players Challenge, Lincoln, Neb. - \$				
9/13	High Point\$	2/-	25-16, 25-22, 25-8	W
9/13	Denver\$	2/-	25-23, 25-17, 25-12	W
9/14	Loyola Marymount\$	2/-	31-33, 25-19, 25-20, 27-25	W
9/18	Stanford	1/2	21-25, 25-22, 17-25, 16-25	L
9/21	Wichita State	1/-	25-17, 25-10, 25-15	W
9/27	at Illinois*	3/20	25-22, 25-27, 26-28, 25-22, 15-10	W
9/28	at Northwestern*	3/-	25-21, 25-17, 30-28	W
10/2	at Rutgers*	2/-	25-16, 25-15, 25-14	W
10/5	Wisconsin*	2/13	22-25, 21-25, 22-25	L
10/11	Michigan State*	5/-	21-25, 25-15, 25-14, 25-22	W
10/13	Michigan*	5/-	25-21, 25-22, 25-14	W
10/16	Purdue*	5/20	25-21, 25-16, 23-25, 25-15	W
10/19	at Maryland*	5/-	25-19, 25-16, 25-13	W
10/25	at Indiana*	5/-	22-25, 25-13, 25-16, 25-14	W
10/26	at Purdue*	5/20	25-23, 23-25, 17-25, 25-20, 8-15	L
11/1	Rutgers*	8/-	25-10, 25-10, 25-20	W
11/2	Penn State*	8/7	25-18, 18-25, 25-21, 21-25, 15-13	W
11/6	Northwestern*	7/-	25-18, 25-7, 25-18	W
11/9	at Iowa*	7/-	25-21, 25-18, 25-14	W
11/13	at Michigan State*	6/-	25-20, 25-18, 25-23	W
11/16	Iowa*	6/-	25-20, 23-25, 25-27, 25-18, 15-6	W
11/22	at Minnesota*	6/7	25-22, 25-18, 19-25, 11-25, 15-3	W
11/24	at Wisconsin*	6/5	19-25, 22-25, 21-25	L
11/29	Maryland*	6/-	25-20, 25-15, 25-18	W
11/30	Ohio State*	6/-	25-15, 25-16, 25-19	W
NCAA First/Second Rounds, Lincoln, Neb.				
12/6	Ball State	6/-	25-13, 25-18, 25-10	W

12/7	Missouri	6/-	20-25, 25-20, 32-30, 25-18	W
NCAA Madison Regional, Madison, Wis.				
12/13	vs. Hawaii	6/18	29-27, 25-22, 25-19	W
12/14	at Wisconsin	6/5	18-25, 22-25, 19-25	L

2020-21**Record: 16-3 (14-2 Big Ten)****NCAA Regional Finalist**

1/22	at Indiana*	5/-	25-22, 25-20, 25-17	W
1/23	at Indiana*	5/-	25-21, 25-16, 5-19	W
2/5	Maryland*	4/-	25-19, 25-27, 25-19, 25-14	W
2/6	Maryland*	4/-	25-14, 25-21, 25-18	W
2/12	at Rutgers*	4/-	25-18, 25-21, 25-19	W
2/13	at Rutgers*	4/-	22-25, 25-14, 25-14, 25-20	W
2/19	Minnesota*	4/5	15-25, 25-20, 24-26, 23-25	L
2/21	Minnesota*	4/5	25-17, 25-15, 25-22	W
3/5	at Illinois*	4/-	25-23, 25-15, 25-22	W
3/6	at Illinois*	4/-	26-24, 30-28, 25-17	W
3/12	Ohio State*	4/11	21-25, 21-25, 25-20, 25-20, 15-10	W
3/13	Ohio State*	4/11	20-25, 25-22, 25-21, 21-25, 13-15	L
3/17	at Iowa*	5/-	25-19, 25-21, 25-11	W
3/20	Iowa*	5/-	25-14, 25-20, 25-13	W
3/25	at Michigan*	5/-	19-25, 25-16, 25-15, 25-20	W
3/26	at Michigan*	5/-	25-19, 25-15, 25-13	W

NCAA Second Round, Omaha, Neb.

4/15	vs. Texas State	5/-	25-18, 25-17, 25-20	W
NCAA Regional, Omaha, Neb.				
4/18	vs. Baylor	5/12	25-21, 25-17, 25-19	W
4/19	vs. Texas	5/4	22-25, 25-19, 15-25, 21-25	L

Note: The 2020 season was postponed until the spring of 2021 due to the COVID-19 pandemic. The Huskers were scheduled to play a 22-match Big Ten-only schedule, but scheduled matches against Northwestern (Jan. 29 & 30), Wisconsin (Feb. 26 & 27) and Penn State (April 1 & 2) were canceled. The NCAA Tournament field was limited to 48 teams due to the pandemic, and the entire tournament was held in Omaha in April of 2021.

2021 - NCAA Finalist**Record: 26-8 (15-4 Big Ten)****NCAA Austin Regional Champion****Husker Invitational, Lincoln, Neb. - !**

8/27	Colgate!	5/-	25-13, 25-16, 25-11	W
8/28	Kansas State!	5/-	25-17, 27-25, 11-25, 25-22	W
Ameritas Players Challenge, Lincoln, Neb. - \$				
9/3	Omaha\$	4/-	16-25, 25-14, 16-25, 25-13, 15-7	W
9/3	Georgia\$	4/-	19-25, 25-21, 25-22, 25-16	W
9/4	Arizona State\$	4/-	25-20, 25-12, 25-22	W
9/8	at Creighton	3/19	25-14, 25-22, 25-16	W
9/11	Utah	3/20	25-18, 26-24, 25-27, 22-25, 13-15	W
9/14	at Stanford	6/16	19-25, 25-12, 21-25, 23-25	L
9/18	Louisville	6/5	17-25, 20-25, 18-25	L
9/22	at Northwestern*	12/-	25-21, 25-21, 23-25, 25-16	W
9/25	Iowa*	12/-	25-17, 26-24, 25-21	W
10/1	Michigan*	12/-	25-14, 25-15, 25-13	W
10/3	Michigan State*	12/-	25-16, 25-19, 25-20	W
10/8	at Penn State*	10/13	25-16, 22-25, 25-23, 25-17	W
10/10	at Rutgers*	10/-	25-19, 25-9, 25-12	W
10/13	Indiana*	9/-	25-13, 25-15, 25-15	W
10/16	Illinois*	9/-	25-21, 25-15, 25-19	W
10/20	at Iowa*	9/-	25-21, 25-22, 26-24	W
10/23	Purdue*	9/7	23-25, 25-18, 25-15, 25-21	W
10/27	Wisconsin*	6/3	24-26, 19-25, 23-25	L
10/30	at Minnesota*	6/11	22-25, 30-28, 21-25, 25-23, 9-15	L
11/4	at Illinois*	9/25	25-20, 25-20, 25-21	W
11/6	at Ohio State*	9/7	25-27, 21-25, 23-25	L
11/12	Maryland*	11/-	25-11, 26-24, 25-18	W
11/14	at Indiana*	11/-	23-25, 25-18, 25-22, 25-16	W
11/19	Penn State*	11/15	25-14, 25-23, 25-23	W
11/26	at Wisconsin*	11/5	25-14, 23-25, 24-26, 18-25	L
11/27	at Purdue*	11/6	25-21, 25-10, 22-25, 25-15	W
NCAA First/Second Rounds, Lincoln, Neb.				
12/3	Campbell	10/-	25-14, 25-14, 25-17	W
12/4	Florida State	10/-	25-20, 25-22, 25-17	W
NCAA Austin Regional, Austin, Texas				
12/9	vs. Illinois	10/-	25-12, 25-21, 25-17	W
12/11	at Texas	10/2	25-19, 25-23, 23-25, 25-21	W
NCAA Championship Round, Columbus, Ohio				
12/16	vs. Pittsburgh	10/3	16-25, 25-17, 25-20, 25-22	W
12/18	vs. Wisconsin	10/4	25-22, 29-31, 23-25, 25-23, 12-15	L

2022**Record: 26-6 (16-4 Big Ten)****NCAA Regional Semifinalist**

Ameritas Players Challenge, Lincoln, Neb. - \$

8/26 Texas A&M-CC\$ 1/- 25-15, 25-16, 25-9 W

8/26 Tulsa\$ 1/- 25-15, 25-12, 25-13 W

8/27 Pepperdine\$ 1/- 26-24, 25-19, 25-22 W

Husker Invitational, Lincoln, Neb. - !

9/1 Loyola Marymount! 2/- 25-17, 25-16, 25-17 W

9/3 Mississippi! 2/- 25-13, 25-23, 25-21 W

9/7 at Creighton 2/17 25-18, 25-23, 25-27, 17-25, 15-9 W

9/10 Long Beach State 2/- 25-16, 25-22, 25-14 W

9/13 Stanford 2/9 25-27, 22-25, 25-19, 25-27 L

9/18 at Kentucky 2/13 27-25, 25-20, 25-16 W

9/23 Michigan State* 3/- 25-15, 25-19, 25-23 W

9/24 Ohio State* 3/7 25-22, 24-26, 19-25, 25-20, 15-13 W

9/30 at Rutgers* 3/- 25-13, 25-7, 25-15 W

10/2 at Maryland* 3/- 25-18, 25-23, 21-25, 25-22 W

10/6 at Michigan State* 3/- 25-18, 25-23, 25-9 W

10/8 at Michigan* 3/24 25-14, 25-24, 25-19 W

10/14 Penn State* 3/14 25-18, 25-22, 25-9 W

10/16 Northwestern* 3/- 25-23, 25-16, 25-18 W

10/19 at Purdue* 3/12 25-21, 25-20, 25-18 W

10/22 at Illinois* 3/- 25-14, 25-16, 25-22 W

10/26 at Wisconsin* 1/5 23-25, 23-25, 18-25 L

10/29 Maryland* 1/- 25-16, 25-9, 25-19 W

11/2 Indiana* 4/- 25-22, 25-18, 25-19 W

11/6 at Northwestern* 4/- 27-29, 25-20, 23-25, 25-23, 15-6 W

11/11 Iowa* 4/- 25-16, 25-17, 25-7 W

11/13 at Ohio State* 4/6 29-31, 21-25, 28-26, 16-25 L

11/18 at Iowa* 6/- 25-14, 25-17, 25-14 W

11/20 Purdue* 6/19 25-22, 25-20, 25-11 W

11/25 Wisconsin* 5/3 21-25, 25-21, 21-25, 19-25 L

11/26 Minnesota* 5/9 22-25, 23-25, 22-25 L

NCAA First/Second Rounds, Lincoln, Neb.

12/1 Delaware State 7/- 25-15, 25-9, 25-10 W

12/2 Kansas 7/- 25-14, 25-18, 19-25, 26-24 W

NCAA Louisville Regional, Louisville, Ky.

12/8 vs. Oregon 7/9 25-14, 24-26, 25-22, 30-32, 11-15 L

