

# NEBRASKA

**NEBRASKA  
CORNHUSKERS**  
(1-2, 0-1 BIG)



**LOUISIANA TECH  
BULLDOGS**  
(2-2, 1-0 C-USA)

**SATURDAY, SEPT. 23 • 2:30 P.M. CT • LINCOLN, NEB. • MEMORIAL STADIUM • FIELDTURF**

Nebraska continues a three-game homestand on Saturday afternoon when the Huskers play host to the Louisiana Tech Bulldogs at Memorial Stadium. The Huskers will complete their non-conference schedule with the contest, which will kick off shortly after 2:30 p.m. Central in Lincoln. The game will be televised by Big Ten Network and available on the Fox Sport App. The radio broadcast will be available on the Huskers Radio Network, Huskers.com and the official Huskers App.

The Huskers picked up their first victory of the 2023 season last Saturday with a decisive 35-11 victory over Northern Illinois at Memorial Stadium. Nebraska was paced by a strong defensive effort as the Huskers limited NIU to just 149 total yards, including just 73 yards through three quarters. On the offensive side, quarterback Heinrich Haarberg had a solid outing in his first career start, accounting for 256 yards of total offense and three total touchdowns. The Huskers picked up 244 yards on the ground, including 96 rushing yards in the fourth quarter.

Nebraska will be playing host to Louisiana Tech for the third time in school history. The Huskers hold a 2-0 advantage in the all-time series, with the Bulldogs, most recent trip to Lincoln coming in 2006.

Louisiana Tech will bring a 2-2 record to Lincoln, following a 40-37 loss at North Texas on Saturday night. The Bulldogs trailed by 17 points in the fourth quarter, before rallying to tie the game in the final three minutes. North Texas kicked the game-winning field goal in the waning seconds. Louisiana Tech's offense will challenge the Huskers, as the Bulldogs' balanced attack averages better than 400 yards and 31.0 points per game.

## THIS WEEK'S NUMBERS

**2**

Nebraska ranks second nationally in rushing defense allowing 46.3 yards per game. NU has held each of its first three opponents to less than 60 rushing yards. The last time Nebraska held three straight opponents under 60 rushing yards was the final three games of the 2008 season (Kansas State, Colorado, Clemson).

**4**

Quarterback Heinrich Haarberg was just the fourth Nebraska native to start a game at quarterback for the Huskers since 2001. The Kearney native joined Noah Vedral (Wahoo, 2019), Ryker Fyfe (Grand Island, 2015 and 2016) and Ron Kellogg III (Omaha, 2013) as native Nebraskans to start since Eric Crouch completed his career in 2001.

**8**

Seven former Huskers and one former Nebraska coach will become the eight newest Huskers in the Nebraska Football Hall of Fame this weekend. The group will be officially inducted on Friday evening and honored on the field before Saturday's game.

## 2023 NEBRASKA FOOTBALL SCHEDULE

Aug. 31	@ Minnesota*	FOX	L, 13-10	Defense limits Gophers to 3.6 yards per play
Sept. 9	@ #22 Colorado	FOX	L, 36-14	Four turnovers costly in road loss in Boulder
<b>Sept. 16</b>	<b>Northern Illinois</b>	<b>FS1</b>	<b>W, 35-11</b>	<b>Defense limits NIU to 149 total yards</b>
<b>Sept. 23</b>	<b>Louisiana Tech</b>	<b>BTN</b>	<b>2:30 p.m.</b>	<b>NU is 7-0 vs. current Conference USA teams</b>
<b>Sept. 30</b>	<b>Michigan*</b>	<b>FOX</b>	<b>2:30 p.m.</b>	<b>Wolverines make 4th all-time trip to Lincoln</b>
Oct. 6	@ Illinois*	7 p.m.	FS1	Teams are playing for the 11th straight year
<b>Oct. 21</b>	<b>Northwestern*</b>	<b>TBA</b>	<b>TBA</b>	<b>100 Years of Memorial Stadium celebration</b>
<b>Oct. 28</b>	<b>Purdue*</b>	<b>TBA</b>	<b>TBA</b>	<b>4 of last 6 games decided by 6 points or less</b>
Nov. 4	@ Michigan St.*	TBA	TBA	Last 4 meetings decided by a total of 12 points
<b>Nov. 11</b>	<b>Maryland*</b>	<b>TBA</b>	<b>TBA</b>	<b>3rd all-time meeting between the schools</b>
Nov. 18	@ Wisconsin*	TBA	TBA	"Freedom Trophy" game since 2014
<b>Nov. 24</b>	<b>Iowa*</b>	<b>11 a.m.</b>	<b>CBS</b>	<b>Huskers' 34th straight "Black Friday" game</b>

All times Central; Home games in **bold**; \*Big Ten Conference game

## NEBRASKA

- **2023 Record:** 1-2, 0-1
- **Last Game:** vs. No. Illinois, W, 35-11
- **Streak:** Won 1
- **AP Rank:** Not Ranked
- **Coaches Rank:** Not Ranked
- **Head Coach:** Matt Rhule
- **Nebraska Record:** 1-2 (1st year)
- **Collegiate Record:** 48-45 (8th year)
- **Record vs. Louisiana Tech:** 0-0

## LOUISIANA TECH

- **2023 Record:** 2-2, 1-0
- **Last Game:** vs. North Texas, L, 40-37
- **Streak:** Lost 1
- **AP Rank:** Not Ranked
- **Coaches Rank:** Not Ranked
- **Head Coach:** Sonny Cumbie
- **La. Tech Record:** 5-11 (2nd year)
- **Career Record:** 7-14 (3rd year)
- **Record vs. Nebraska:** 0-0

## SERIES HISTORY

- **All-Time Series:** Nebraska leads, 2-0
- **At Lincoln:** Nebraska leads, 2-0
- **Last Game:** Nebraska, 49-10 (2006)
- **Win Streak:** Nebraska, 2 games

## TV INFORMATION

**BIG  
NETWORK.**

**Play-by-Play:** Mark Followill  
**Analyst:** Matt Millen  
**Sidelines:** Meghan McKeown  
**Fox Sports App**

## HUSKERS RADIO NETWORK



**Play-by-Play:** Greg Sharpe  
**Analyst:** Damon Benning  
**Sidelines:** Jessica Coody  
**Pre/Post-Game Shows:** Matt Coatney,  
Jessica Coody & Ben McLaughlin

## SPANISH BROADCAST

**Announcers:** Kike Morales,  
Oscar Monterroso & Hannah Bassham  
**Huskers.com & Huskers App**

## NEBRASKA VS. LOUISIANA TECH SERIES HISTORY

DATE	SITE	NEB RANK	NIU RANK	RESULT	SCORE
8/29/1998	Lincoln	4	NR	Win	56-27
9/2/2006	Lincoln	NR	NR	Win	49-10

### SERIES HISTORY: NEBRASKA VS. LOUISIANA TECH

Saturday's meeting between Nebraska and Louisiana Tech will be the third all-time matchup between the two schools. Nebraska has won both previous meetings with victories at Memorial Stadium in 1998 and 2006.

- The 1998 meeting came in the Eddie Robinson Football Classic and was Nebraska's first game under Frank Solich. In that game, Louisiana Tech's Troy Edwards set NCAA records with 21 receptions for 405 yards in a 56-27 Nebraska win.
- The 2006 matchup featured the first crowd of more than 80,000 in Memorial Stadium history.
- Nebraska has a 7-0 all-time record against current members of Conference USA, most recently defeating Western Kentucky in 2010. Nebraska has C-USA member UTEP on its 2024 and 2028 home schedules.

### RHULE IN FIRST SEASON LEADING HUSKER PROGRAM

**Matt Rhule** is in his first season at Nebraska in 2023. Rhule is in his eighth season as a college head coach and 11th season overall after previously leading programs at Temple (2013-16) and Baylor (2017-19) along with a stint as head coach of the NFL's Carolina Panthers (2020-22).

- Rhule owns a career record of 48-45 as a college head coach. Including his time in the NFL, Rhule is 59-72 as a head coach.
- He has a proven record as a program builder. Rhule led both Temple and Baylor to the highest win totals in program history in his third season at each school.
- Rhule guided Temple to a pair of trips to the American Athletic Conference title game, the first two appearances in the league title game in school history. His 2016 Owl team won the school's first conference title in nearly 40 years.
- Rhule led Temple to back-to-back bowl appearances for the first time in school history in 2015 and 2016. He built the foundation for Temple to appear in five straight bowl games from 2015 to 2019.
- At Baylor, Rhule became the first head coach in Power Five history to take a team from 11 losses to 11 victories in two or fewer seasons.
- The 2019 Baylor team set a school record for wins with 11 and the Bears' 9-0 start was the best in school history.
- Rhule is one of just seven current FBS head coaches to have experience as an NFL head coach

#### FORMER NFL HEAD COACHES IN THE FBS

- » Jim Harbaugh, Michigan
- » Chip Kelly, UCLA
- » Lane Kiffin, Ole Miss
- » Jim Mora Jr., UConn
- » **Matt Rhule, Nebraska**
- » Nick Saban, Alabama
- » Greg Schiano, Rutgers

### NINE NEW FACES AMONG 10 FULL-TIME ASSISTANTS

Nine of Nebraska's 10 full-time assistant coaches are in their first season on the Husker sideline in 2023. The lone returning member of the coaching staff is offensive line coach **Donovan Raiola**, who is in his second season at Nebraska in 2023. Including Head Coach Matt Rhule, nine of Nebraska's 11 full-time coaches have experience at both the college and NFL levels.

- Nebraska's offensive staff is led by offensive coordinator **Marcus Satterfield**, who also guides the Husker quarterbacks. Satterfield is in his 12th season as an offensive coordinator, including the past two seasons at South Carolina. He also owns two seasons of experience as a head coach, leading Tennessee Tech in 2016 and 2017.
- Running backs coach **E.J. Barthel** has three seasons of prior experience on Rhule's staffs at Temple and Carolina. Most recently, he guided the UConn running backs in 2022, helping the Huskies rank as one of the most improved teams in the country.
- **Josh Martin** was promoted to tight ends coach in July of 2023. He boasts previous experience as a tight ends coach at SMU (2018-21) and Arizona State (2015). Martin helped a pair of tight ends become NFL Draft picks in his four seasons at SMU.
- **Garret McGuire** coaches the Husker receivers. McGuire played for Rhule at Baylor and served on his Panthers' staff. Garret is the son of Texas Tech head coach Joey McGuire.

## BIG TEN STANDINGS

### WEST DIVISION

Place	Team	Overall	Big Ten
1.	Iowa	3-0	0-0
2.	Minnesota	2-1	1-0
3.	Wisconsin	2-1	0-0
4.	Purdue	1-2	0-0
<b>5.</b>	<b>Nebraska</b>	<b>1-2</b>	<b>0-1</b>
	Illinois	1-2	0-1
	Northwestern	1-2	0-1

### EAST DIVISION

Place	Team	Overall	Big Ten
1.	Ohio State	3-0	1-0
	Penn State	3-0	1-0
	Rutgers	3-0	1-0
	Maryland	3-0	0-0
	Michigan	3-0	0-0
6.	Michigan State	2-1	0-0
7.	Indiana	1-2	0-1

## PLAYER OF THE WEEK NOMINEES

OPP.	OFF.	DEF.	SPEC.	FROSH
MINN	--	--	--	--
CU	--	--	--	--
NIU	Haarberg	Hutmacher	--	--
LT				
MICH				
ILL				
NW				
PU				
MSU				
MD				
WIS				
IOWA				

**Bold indicates winner**

## 2023 HUSKER HONORS

### BRYCE BENHART, OL

- Senior Bowl Watch List

### BRIAN BUSCHINI, P

- Ray Guy Award Watch List

### ANTHONY GRANT, RB

- Senior Bowl Watch List

### QUINTON NEWSOME, DB

- Senior Bowl Watch List

### LUKE REIMER, LB

- Lombardi Award Watch List
- Senior Bowl Watch List

### TY ROBINSON, DL

- Senior Bowl Watch List

### BEN SCOTT, OL

- Rimington Trophy Watch List
- Senior Bowl Watch List

### JEFF SIMS, QB

- Davey O'Brien Award Watch List

## 2023 HUSKER GAME CAPTAINS

### MINNESOTA

- RB Gabe Ervin, OT Bryce Benhart, S Omar Brown, DE Blaise Gunnerson

### COLORADO

- QB Jeff Sims, OG Ethan Piper, LB Luke Reimer, S Isaac Gifford

### NORTHERN ILLINOIS

- C Ben Scott, RB Rahmir Johnson, DL Ty Robinson, LB Nick Henrich

## LAST GAME

### NEBRASKA 35, NIU 11

TEAM STATS	NIU	NU
First Downs	12	23
Rushes-Yards	22-26	44-224
Passes	17-36-1	14-24-0
Passing Yards	123	158
Total Offense	149	382
3rd Downs	4-of-15	8-of-14
Turnovers	1	1
Penalties	2-10	5-70
Time of Possession	23:43	36:17

#### NU RUSHING LEADERS

Heinrich Haarberg—21 carries, 98 yards, TD  
 Gabe Ervin Jr.—14 carries, 67 yards, TD  
 Anthony Grant—7 carries, 46 yards, TD

#### NU PASSING LEADER

Heinrich Haarberg—14-24-0, 158 yards, 2 TD

#### NU RECEIVING LEADERS

Thomas Fidone II—4 receptions, 42 yards, TD  
 Billy Kemp IV—3 receptions, 13 yards, TD

#### NU DEFENSIVE LEADERS

Nash Hutmacher—6 tackles, 2.5 TFL, 0.5 sack  
 Javin Wright—4 tackles, Interception  
 Quinton Newsome—3 tackles, 2 PBU

#### NU SPECIAL TEAMS LEADERS

Brian Buschini—6 punts, 42.8 yard average

## NOTING LAST WEEK'S GAME

- Sophomore quarterback **Heinrich Haarberg** made his first career start, and was the first Nebraska native to start at quarterback since Noah Vedral started games against Indiana and Minnesota in 2019.
- Haarberg is just the fourth Nebraska native to start a game at quarterback since 2001 (Vedral, Ryker Fyfe, Ron Kellogg III). Haarberg is the first Nebraska native to start and win a game since Ryker Fyfe led Nebraska to a win over Maryland in 2016.
- Haarberg accounted for 256 yards of total offense, including 158 passing yards and 98 rushing yards.
- Nebraska allowed 149 yards of total offense, the fewest by a Nebraska opponent since Kansas had 87 yards against the Huskers on Nov. 13, 2010.
- Nebraska limited Northern Illinois to 26 rushing yards, the fewest by a Husker opponent since Purdue had -2 rushing yards on Dec. 5, 2020.
- The Nebraska defense had 3.0 sacks after entering the game leading the nation with 11 sacks. Nebraska has had at least three sacks in all three games this season. This is the first time NU has had three sacks in three straight games in the same season since the first three games of 2019 (South Alabama, Colorado, Northern Illinois).
- Nose tackle **Nash Hutmacher** had a career night with a career-high six tackles, including a career-best 2.5 tackles for loss and 0.5 sacks. His previous highs were four tackles and 1.0 TFL. Hutmacher had a pair of TFL on a red zone drive in the first quarter when Nebraska held NIU to a field goal.

- The defensive staff is entirely new, led by coordinator **Tony White**. White has 15 seasons as a full-time assistant at the FBS level, including the past three seasons as the defensive coordinator at Syracuse. White led the Orange to back-to-back top-25 total defense rankings in 2021 and 2022, one of only 12 programs nationally to achieve that statistical milestone.
- **Evan Cooper** has served on Rhule's staff at each of his four head coaching stops. Cooper served as a defensive backs coach with the Panthers and at Baylor and also brings an extensive player personnel and evaluation background to the staff.
- **Rob Dvoracek** leads the linebackers. He played for Rhule at Temple before coaching with the Owls, and Dvoracek also went on to be a part of Rhule's staffs at both Baylor and in the NFL.
- Defensive line coach **Terrance Knighton** spent the past two seasons working on Rhule's staff with the Panthers. Knighton owns the most accomplished playing career among Nebraska's coaches, starting 96 games during his seven-year career as an NFL defensive lineman.
- **Ed Foley** is also in his first season at Nebraska, serving as the Huskers' special teams coordinator. Foley is the most experienced member of the coaching staff, heading into his 35th year of coaching this fall. He has been with Rhule at each of his three previous stops, and Foley also has head coaching experience, leading Fordham for two seasons and twice serving as Temple's interim head coach.

## 10 POWER FIVE TEAMS ON HUSKER SCHEDULE

Nebraska finishes non-conference play this week against Louisiana Tech, before resuming Big Ten play for the final eight games of the 2023 season. In the last year of the Big Ten divisional format, the Huskers play each of the other six teams in the Big Ten West while taking on Maryland, Michigan and Michigan State from the Big Ten East.

- Nebraska opened its season with a conference matchup (at Minnesota) for just the 16th time in school history but for the fourth straight season.
- NU opened with back-to-back road games at Minnesota and Colorado. The Huskers began the season with consecutive road games for the first time since 1995, when second-ranked NU won at Oklahoma State (64-21) and Michigan State (50-10).
- Among the 69 Power Five schools, Nebraska and Stanford were the only teams that played consecutive road games to open the 2023 season.
- The Huskers' first home game against Northern Illinois on Sept. 16 is NU's latest home opener since 1981 (excluding 2020 Covid season).
- Nebraska plays three games against opponents ranked in the preseason AP poll (No. 2 Michigan, No. 19 Wisconsin and No. 25 Iowa). The Huskers played their first game against a ranked opponent at then-No. 22 Colorado on Sept. 9.

## MEMORIAL STADIUM CELEBRATES 100 YEARS

One of the most iconic venues in all of college sports reaches a milestone this fall as Nebraska's Memorial Stadium hits the 100-year mark. Nebraska will celebrate the anniversary of Memorial Stadium throughout the 2023 home season.

- Memorial Stadium was built at a cost of \$450,000 in 1923 and had an original capacity of 31,080.
- The first game in Memorial Stadium occurred on Oct. 13, 1923, with the official dedication of the stadium a week later when Nebraska hosted Kansas on Oct. 20, 1923. Memorial Stadium was dedicated to honor Nebraskans who served in the Civil War and the Spanish-American War, and Nebraskans who died in World War I. Later, the dedication was expanded to honor Nebraskans who died in World War II, the Korean War and the Vietnam War.
- Nebraska owns an all-time record of 429-147-13 at Memorial Stadium.
- The Huskers have posted 33 unbeaten seasons in Memorial Stadium history, most recently in 2016.
- Every game at Memorial Stadium since 1962 has been sold out, a streak of 390 consecutive games. The 390-game sellout streak spans nearly two-thirds of all games played at Memorial Stadium.
- Nebraska opened the 2023 home season under the lights at Memorial Stadium against Northern Illinois. The first night game in Memorial Stadium occurred in the 1986 season opener in a win over Florida State. Nebraska is 50-10 all-time in home night games following the win over NIU.

## BLACKSHIRTS FLEXING MUSCLE EARLY IN SEASON

Nebraska's defense has performed well in each of the first three games this season, ranking among the nation's best teams in stopping the run and pressuring the passer. Early in the season, Nebraska also boasts one of the nation's most improved defenses under first-year Head Coach Matt Rhule and defensive coordinator Tony White.

- Northern Illinois managed just 149 total yards in the Huskers' 35-11 victory last Saturday. The Huskies had just 87 total yards before the final drive of the game. The 149 total yards were the fewest by a Nebraska opponent since Kansas had 87 yards on Nov. 13, 2010. The last time Nebraska had limited an opponent to fewer than 200 yards was at Illinois in 2017.

### NATION'S MOST IMPROVED RUSHING DEFENSES

RK	TEAM	2023 YPG	2022 YPG	DIFFERENCE
1.	Nebraska	46.3	189.1	-142.8
2.	Arizona	90.7	209.1	-118.4
3.	South Florida	117.0	234.6	-117.6
4.	Arkansas	55.7	170.5	-114.8
5.	Texas A&M	98.3	208.8	-110.5

- The Husker defense ranks 29th nationally in total defense, allowing 284.7 yards per game. The average through three games is a 207.3-yard improvement when compared to the first three games of the 2022 season.
- Nebraska ranks 15th nationally in allowing only 4.19 yards per play, including just 1.7 yards per opponent rushing attempt. Opponents have a total of 139 rushing yards on 80 attempts.

### NOWHERE TO RUN

The most dominant part of the Blackshirt defense through three games has been stopping the run and pressuring the passer. Nebraska owns the nation's most improved run defense compared to 2022, allowing 142.8 fewer yards per game on the ground.

- Nebraska ranks second in the nation, allowing just 46.3 yards rushing per game.
- Minnesota (55 yards), Colorado (58) and Northern Illinois (26) have all rushed for fewer than 100 yards. It is the longest stretch of holding opponents to 100 yards or fewer rushing since also limiting each of the first three opponents to less than 100 rushing yards in 2019.
- The last time Nebraska held four straight opponents to less than 100 rushing yards was a five-game stretch covering the last two games of 2003 and the first three games in 2004.
- Before the start of this season, Nebraska had not held three straight foes to less than 60 rushing yards since the final three games in 2008. NU has not held four straight opponents under 60 rushing yards since the first four games in 1999.
- Nebraska has allowed just 12 rushing first downs, which is tied for seventh nationally.
- Nebraska has registered 14 sacks in three games, including a season-high eight at Colorado. The 4.67 sacks per game lead the Big Ten and rank fourth in the nation. The Huskers' 104 sack yards are tied for the national lead. Nebraska's 7.0 tackles for loss per game ranks third in the Big Ten, and Nebraska's 120 TFL yards are 10th nationally.
- The Huskers racked up eight sacks at No. 22 Colorado. The team sack total was Nebraska's best since recording 9.0 sacks against Texas in the 2009 Big 12 Championship Game.

### REIMER AIMS TO CLIMB NEBRASKA'S ALL-TIME TACKLES LIST

Linebacker **Luke Reimer** has been Nebraska's leading tackler each of the past two seasons, recording 194 tackles in 22 games. Reimer has amassed 257 tackles with 6.5 sacks and 18.0 tackles for loss. Reimer was one of 80 FBS players named to the Lombardi Award preseason watch list.

- With 257 career tackles, Reimer is second in career tackles among Big Ten players, trailing only Iowa's Nick Jackson who transferred to the Hawkeyes in the offseason. Reimer was the only returning Big Ten player with 220 or more tackles entering 2023.
- Reimer is looking to become the fourth Husker to lead Nebraska in tackles three straight seasons since complete tackle statistics are available beginning in 1965.

#### HUSKERS TO LEAD NEBRASKA IN TACKLES 3 STRAIGHT SEASONS

- » Mike Brown, Rover (1996-97-98)
- » Marc Munford, Linebacker (1984-85-86)
- » Jerry Murtaugh, Linebacker (1968-69-70)

- Reimer ranks 10th in school history with his 257 career tackles. With 27 tackles, he would move into the top five, and he is just 33 tackles from the No. 3 spot on the all-time tackles chart.

#### HUSKERS WITH 300 CAREER TACKLES

- » Barrett Ruud, Linebacker (432 tackles, 2001-04)
- » Jerry Murtaugh, Linebacker (342 tackles, 1968-70)

#### PROGRESS TRACKER: REIMER ON NEBRASKA'S ALL-TIME TACKLES LIST

- » **Current Rank:** 10th (257)
- » **Tackles Needed to Reach 5th Place:** 27 (284)

### CAREER TACKLE LEADERS AMONG BIG TEN PLAYERS

RK	PLAYER	TEAM	CAREER TACKLES
1.	Nick Jackson	Iowa	377
2.	Luke Reimer	Nebraska	257
3.	Cal Haladay	Michigan State	238
4.	Jacoby Windmon	Michigan State	233
5.	Bryce Gallagher	Northwestern	231

### 2023 OFFENSE GAME-BY-GAME

#### RUSHING

GAME	ATT.	YDS.	TD	LONG
MINN	37	181	0	27
CU	41	222	1	57
NIU	44	244	3	20
LT				
MICH				
ILL				
NW				
PUR				
MSU				
MD				
WISC				
IOWA				

#### PASSING

GAME	COM-ATT-INT	YDS	TD	LG	SACKS
MINN	11-19-3	114	1	35	3-26
CU	11-22-1	119	1	21	2-14
NIU	14-24-0	158	2	33	1-7
LT					
MICH					
ILL					
NW					
PUR					
MSU					
MD					
WISC					
IOWA					

### 2023 DEFENSE GAME-BY-GAME

#### RUSHING DEFENSE

GAME	ATT.	YDS.	TD	LONG
MINN	25	55	0	11
CU	33	58	2	34
NIU	22	26	0	7
LT				
MICH				
ILL				
NW				
PUR				
MSU				
MD				
WISC				
IOWA				

#### PASSING DEFENSE

GAME	COM-ATT-INT	YDS	TD	LG	SACKS
MINN	24-44-1	196	1	20	3-12
CU	32-44-0	396	3	41	8-65
NIU	17-36-1	123	1	18	3-27
LT					
MICH					
ILL					
NW					
PUR					
MSU					
MD					
WISC					
IOWA					

#### SACKS/TFL

GAME	SACKS	YARDS	TFL	YARDS
MINN	3	12	5	19
CU	8	65	11	71
NIU	3	27	5	30
LT				
MICH				
ILL				
NW				
PUR				
MSU				
MD				
WISC				
IOWA				

## NEBRASKA UNDER RHULE

Overall.....	1-2
vs. AP Ranked Teams.....	0-1
vs. AP Top-10 Teams.....	0-0
vs. Unranked Teams.....	1-1
Home.....	1-0
Road.....	0-2
Neutral.....	0-0
In August.....	0-1
In September.....	1-1
In October.....	0-0
In November.....	0-0
In December.....	0-0
In January.....	0-0
Individual Has 100+ Rushing Yards.....	0-0
Individual Has 100+ Receiving Yards.....	0-0
When Rushing for 200 or More Yards.....	1-1
When Rushing for 300 or More Yards.....	0-0
When Passing for 200 or More Yards.....	0-0
When Passing for 300 or More Yards.....	0-0
When Scoring 30 or More Points.....	1-0
When Scoring 40 or More Points.....	0-0
When Allowing 10 or Fewer Points.....	0-0
When Allowing 20 or Fewer Points.....	1-1
When Committing Zero Turnovers.....	0-0
When Winning Turnover Margin.....	0-0
When Scoring First.....	1-0
When Leading at Halftime.....	1-0
When Trailing at Halftime.....	0-2
When Tied at Halftime.....	0-0
Games Decided by 11 Points or More.....	1-1
Games Decided by 10 Points or Less.....	0-1
Games Decided by 7 Points or Less.....	0-1
Games Decided by 3 Points or Less.....	0-1
Overtime Games.....	0-0

## RHULE'S COLLEGE CAREER

Overall.....	48-45
vs. AP Ranked Teams.....	3-17
vs. AP Top-10 Teams.....	0-9
vs. Unranked Teams.....	45-28
Home.....	26-18
Road.....	20-23
Neutral.....	2-4
In August.....	2-2
In September.....	14-14
In October.....	15-12
In November.....	14-13
In December.....	3-3
In January.....	0-1
Individual Has 100+ Rushing Yards.....	20-2
Individual Has 100+ Receiving Yards.....	18-12
When Rushing for 200 or More Yards.....	22-6
When Rushing for 300 or More Yards.....	3-0
When Passing for 200 or More Yards.....	31-31
When Passing for 300 or More Yards.....	13-14
When Scoring 30 or More Points.....	28-5
When Scoring 40 or More Points.....	13-3
When Allowing 10 or Fewer Points.....	18-0
When Allowing 20 or Fewer Points.....	33-3
When Committing Zero Turnovers.....	22-7
When Winning Turnover Margin.....	28-5
When Scoring First.....	33-14
When Leading at Halftime.....	37-8
When Trailing at Halftime.....	9-34
When Tied at Halftime.....	2-3
Games Decided by 11 Points or More.....	34-22
Games Decided by 10 Points or Less.....	14-23
Games Decided by 7 Points or Less.....	9-19
Games Decided by 3 Points or Less.....	6-8
Overtime Games.....	2-1

## ACTIVE FBS RECEPTION LEADERS

RK	PLAYER	TEAM	GAMES	CATCHES
1.	Zakhari Franklin	Ole Miss	46	262
2.	Smoke Harris	Louisiana Tech	53	248
	Joshua Cephus	UTSA	54	248
4.	Jacob Cowing	Arizona	48	246
5.	Jalon Calhoun	Duke	51	217
<b>6.</b>	<b>Billy Kemp IV</b>	<b>Nebraska</b>	<b>53</b>	<b>200</b>
	Jo'quavious Marks	Mississippi State	39	200
8.	Sam Pinckney	Coastal Carolina	49	199
	Ryan O'Keefe	Boston College	52	199

## TRANSFERS ADD EXPERIENCE TO NEBRASKA ROSTER

Nebraska added 63 newcomers to its roster during the offseason. That number includes a large freshman class of 43, and 20 first-year transfers.

- Fifteen of Nebraska's 20 first-year transfers are FBS transfers with three junior college transfers and two Division II transfers.
- The group of 15 FBS transfers includes 14 transfers from Power Five programs. Eleven players came to Lincoln with previous Power Five experience, combining for 252 games played and 87 starts in their careers prior to arriving in Lincoln.
- The transfers add considerable experience to the Husker offense. Arizona State transfer **Ben Scott** ranks second among all current Husker offensive players with 31 career starts, Virginia transfer wide receiver **Billy Kemp IV** is fourth with 26 career starts and Georgia Tech transfer quarterback **Jeff Sims** has 25 career starts.

## KEMP RANKS AMONG ACTIVE LEADERS IN CAREER RECEPTIONS

Virginia transfer **Billy Kemp IV** is in first season at Nebraska as one of the most experienced and accomplished receivers in the country. Kemp played in 50 games with 25 starts in five years at Virginia. He is eligible to play this fall after the NCAA granted all UVA players in their final season of eligibility one additional year of eligibility after a shooting on the Charlottesville campus that killed three football players and led to the cancellation of the final two games of Virginia's season.

- Kemp caught 192 passes for 1,774 yards and eight touchdowns in his Virginia career. He ranked fourth all-time at Virginia in receptions and 10th in receiving yards.
- Kemp had three catches against Northern Illinois, including an 8-yard touchdown catch to push his career receptions total to 200. He is tied for sixth among all active FBS players with his 200 career receptions.

## DUAL-THREAT QUARTERBACK SIMS LEADING NU OFFENSE

**Jeff Sims** has made his first two Nebraska starts at Minnesota and Colorado and has 25 career collegiate starts. The first-year transfer has previous starting experience at Georgia Tech, where he started 23 games over the 2020, 2021 and 2022 seasons.

- Sims accounted for more than 5,600 yards of total offense in 24 career games at Georgia Tech, including an average of 233.7 yards in his 23 starts. He was a dual threat, passing for 4,464 yards and rushing for 1,152 yards. Through two games at Nebraska, Sims has accounted for 378 total yards with 158 rushing yards and 220 through the air.
- Sims is one of 15 active FBS quarterbacks with 4,000 career passing yards and 1,000 career rushing yards.
- In his career, Sims has posted three 300-yard passing games, nine 200-yard passing games, two 100-yard rushing efforts and 13 games where he accounted for multiple touchdowns.
- Sims was one of 35 FBS quarterbacks named to the Davey O'Brien Award preseason watch list.

## ACTIVE FBS QBs WITH 4,000 PASSING YARDS & 1,000 RUSHING YARDS

PLAYER	TEAM	PASS YDS	RUSH YDS
Brennan Armstrong	NC State	9,713	1,428
Chevan Cordeiro	San Jose St.	10,201	1,420
Jayden Daniels	LSU	9,913	2,305
Dequan Finn	Toledo	4,982	1,422
Darren Grainger	Georgia St.	4,961	1,610
Frank Harris	UTSA	9,779	1,882
KJ Jefferson	Arkansas	6,433	1,509
Emory Jones	Cincinnati	5,615	1,447
Grayson McCall	Coastal Carolina	8,794	1,063
Bo Nix	Oregon	11,376	1,439
John Rhys Plumlee	UCF	4,120	2,214
Spencer Sanders	Ole Miss	9,694	1,971
Garrett Shrader	Syracuse	6,044	2,078
<b>Jeff Sims</b>	<b>Nebraska</b>	<b>4,684</b>	<b>1,310</b>
Jordan Travis	Florida St.	6,688	1,870

## HAARBERG SHINES IN FIRST CAREER START

Sophomore quarterback **Heinrich Haarberg** made his first career start against Northern Illinois and guided Nebraska to a 35-11 victory. The native of Kearney, Neb., accounted for 256 yards of total offense, including 98 rushing yards and 158 passing yards. He also had three total touchdowns, two through the air and one rushing score.

- Haarberg is the first Husker quarterback to account for three total touchdowns in his first career start at Nebraska since Adrian Martinez accounted for three touchdowns in his first career start in 2018 against Colorado.
- Haarberg is the first Nebraska native to start at quarterback for the Huskers since Noah Vedral started games against Indiana and Minnesota in 2019.
- Haarberg is just the fourth Nebraska native to start a game at quarterback since 2002 (Vedral, Ryker Fyfe, Ron Kellogg III). Omaha native Eric Crouch started 42 games at quarterback for Nebraska from 1998 to 2001.
- Haarberg is the first Nebraska native to start and win a game since Fyfe led Nebraska to a 28-7 win over Maryland in 2016.

## BUSCHINI ON RAY GUY AWARD WATCH LIST

Punter **Brian Buschini** was named to the Ray Guy Award Watch List in August, one of 50 FBS punters to make the list. Buschini is in his second season at Nebraska in 2023 after beginning his career at FCS Montana.

- Buschini averaged 44.0 yards per punt in his first season at Nebraska in 2022. That average ranked 25th nationally and eighth in Husker history. He averaged 47.7 yards on three punts in the opener at Minnesota, and is averaging 41.5 yards per punt on the season.
- The 2021 FCS Punter of the Year at Montana, Buschini averages better than 45 yards per punt in his career. More than one-third of Buschini's 146 career punts have covered 50 or more yards, while more than one-third of his career punts have been placed inside the 20-yard line.
- Buschini wore No. 95 last season but he switched to No. 18 this fall. Buschini made the number switch after learning about the life of former Nebraska quarterback Brook Berringer. A two-time national champion who wore No. 18, Berringer was killed in a plane crash on April 18, 1996, less than four months after helping Nebraska to the 1995 national title. Berringer was an active member of the community and every year since 1997, Nebraska football players who serve the community are honored with an appointment to the Brook Berringer Citizenship Team.

## HUSKERS POSSESS VETERAN OFFENSIVE LINE

Arguably the most experienced unit on the Nebraska team is the offensive line. The group is also the only unit that did not have a new position coach in 2023, as **Donovan Raiola** was the lone full-time assistant on Nebraska's 2022 coaching staff to join Head Coach Matt Rhule's staff.

- Husker offensive linemen have combined for 137 career starts, including 109 starts at Nebraska. According to research compiled by West Virginia's Mike Montoro, Nebraska's 120 combined offensive line starts entering 2023 were the 15th-most in the country entering the season.
- **Bryce Benhart** leads the way with 32 career starts, starting 32 of Nebraska's 35 games at right tackle since the start of the 2020 season. Benhart is just the fourth Husker to make 30 career starts at right tackle. **Turner Corcoran** has started 27 of Nebraska's last 28 games - including 26 straight - with 22 starts at left tackle, three starts at left guard and two starts at right tackle. **Ethan Piper** has started 21 games at left guard in his career.
- Bolstering the line in 2023 is the addition of Arizona State transfer **Ben Scott** and the return of **Nouredin Nouili**. Scott, who was named to the preseason watch list for the Rimington Trophy, made 28 starts for the Sun Devils the previous three seasons with starting experience at center (11 starts) and right tackle (17 starts). Nouili, who sat out the 2022 season, is back after he started the final seven games of the 2021 campaign at left guard.
- **Teddy Prochazka** (5 starts) and **Henry Lutovsky** (2 starts) have also started multiple games on the Husker offensive line. Prochazka emerged as a true freshman starter at left tackle midway through 2021 before suffering a season-ending injury. He then started the first three games last season at left tackle before suffering another season-ending injury.

## NEBRASKA FOOTBALL FACTS

### HISTORY

Season of Football.....	134th
All-Time Games Played .....	1,372
National Ranking in All-Time Wins .....	8th
All-Time Bowl Appearances .....	53
National Ranking in Bowl Appearances .....	7th

### CHAMPIONSHIPS

National Championships .....	5
Back-to-Back National Championships .....	2
Undefeated Seasons .....	11
Perfect Seasons .....	9
Conference Championships .....	46

### RECORD BREAKDOWN

All-Time Record .....	913-419-40
All-Time Bowl Record .....	26-27
Home Games .....	556-170-20
Memorial Stadium .....	429-147-13
Record in August .....	14-3-0
Record in September .....	183-54-6
Record in October .....	367-152-19
Record in November .....	310-174-15
Record in December .....	24-15-0
Record in January .....	14-21-0
Record in February .....	1-0-0
In Overtime.....	8-7
At Night.....	104-48-3
When Scoring 35+ Points.....	377-11
When Allowing 10 Points or Less ...	578-47-29
vs. Big Ten Teams .....	127-125-9
» In Big Ten Play (since 2011).....	47-57
» Home.....	25-25
» Away.....	22-30
» Neutral .....	0-2
vs. Ranked Teams .....	105-144-3
» Home.....	51-48-0
» Away.....	28-69-3
» Neutral .....	26-27-0
» as No. 1 Team .....	46-7-1

### STREAKS

Consecutive Games Scoring a Point .....	342
Consecutive Home Games Scoring a Point...	359
Consecutive Home Sellouts.....	390
Record in Sellout Streak .....	318-72
» vs. Ranked Teams .....	47-37

### INDIVIDUAL HONORS

College Football Hall of Fame Players .....	20
College Football Hall of Fame Coaches.....	6
First-Team All-Americans .....	110
Unanimous All-Americans.....	54
Academic All-Americans* .....	108
NCAA Top Ten Award Winners* .....	9
Heisman Trophy Winners .....	3
Walter Camp Award Winners .....	3
Maxwell Trophy Winners .....	1
Outland Trophy Winners*.....	9
Lombardi Trophy Winners.....	5
Butkus Award Winners.....	1
Johnny Unitas Golden Arm Award Winners...	1
Davey O'Brien Award Winners .....	1
Rimington Award Winners.....	1
Bednarik Award Winners .....	1
Nagurski Trophy Winners .....	1
Retired Jerseys .....	25
First-Team All-Conference Selections .....	521

\*Total leads the nation

## CHARTING THE HUSKERS

### ALL-TIME WINS

RK.	SCHOOL	WINS
1.	Michigan	992
2.	Ohio State	956
3.	Alabama	955
4.	Notre Dame	943
5.	Texas	939
6.	Oklahoma	937
7.	Penn State	923
<b>8.</b>	<b>Nebraska</b>	<b>913</b>

### CONFERENCE TITLES

RK.	SCHOOL	TITLES
1.	Oklahoma	50
<b>2.</b>	<b>Nebraska</b>	<b>46</b>
3.	Michigan	44

### AP NATIONAL TITLES

RK.	SCHOOL	TITLES
1.	Alabama	12
2.	Notre Dame	8
3.	Oklahoma	7
4.	Miami	5
	Ohio State	5
	USC	5
<b>t-7.</b>	<b>Nebraska</b>	<b>4</b>

### COACHES POLL NATIONAL TITLES

RK.	SCHOOL	TITLES
1.	Alabama	11
2.	Oklahoma	6
3.	USC	5
<b>t-4.</b>	<b>Nebraska</b>	<b>4</b>

### BOWL APPEARANCES

RK.	SCHOOL	APP.
1.	Alabama	70
2.	Texas	58
3.	Georgia	57
4.	Oklahoma	56
5.	Tennessee	55
6.	USC	55
<b>t-7.</b>	<b>Nebraska</b>	<b>53</b>

### HEISMAN TROPHY WINNERS

RK.	SCHOOL	WINNERS
1.	Notre Dame	7
	Ohio State	7
	Oklahoma	7
	USC	7
5.	Alabama	4
<b>t-6.</b>	<b>Nebraska</b>	<b>3</b>

### NFL DRAFT PICKS

RK.	SCHOOL	PICKS
1.	Notre Dame	525
2.	USC	524
3.	Ohio State	485
4.	Oklahoma	414
5.	Michigan	401
	Alabama	401
7.	Penn State	381
8.	LSU	375
9.	Florida	373
10.	Georgia	371
<b>11.</b>	<b>Nebraska</b>	<b>368</b>

## NEWCOMERS MAKE IMMEDIATE IMPACT FOR HUSKERS

Nebraska has featured many new faces in prominent roles early in the 2023 season. A total of 15 players have made their first starts at Nebraska through three weeks, including five players in their first season in the program.

- Two true freshmen have earned starting assignments in each of the first three games for the Huskers, place-kicker **Tristan Alvano** and defensive end **Cameron Lenhardt**.
- Lenhardt was only the ninth Husker true freshman (excluding kickers) to start a season opener since freshmen regained eligibility in 1972.
- Lenhardt joined Maliek Collins as the only true freshmen defensive linemen to start a game for Nebraska since freshmen regained eligibility in 1972. Collins started one game as a true freshman during the 2013 season, earning a start in the 2014 Gator Bowl.
- Lenhardt has made his presence known, particularly at Colorado. He recorded 2.0 sacks against the Buffs, becoming the first Husker true freshman with two sacks in a game since Barry Turner had two sacks at Baylor in 2005.
- Lenhardt is one of four true freshmen to see action on the defensive line. **Princewill Umanmielen** has made four tackles, **Riley Van Poppel** split a sack at Colorado, and **Sua Lefotu** recovered a fourth-quarter fumble against the Buffs.

## SINGLE-DIGIT NUMBERS AWARDED TO 'TOUGHEST' HUSKERS

In a tradition new to Nebraska but familiar to **Matt Rhule**, single-digit jersey numbers were awarded to the team's "toughest" players. The single-digit honorees were chosen through a players-only vote and the players then got to choose which single-digit number they wanted.

The tradition of single-digit numbers being reserved for the chosen few dates back to Rhule's time at Temple.

"I got really tired of having a guy in my program who had spent three years at like No. 47... wanted to wear No. 1 or No. 3, and he had earned it and we would give it to a recruit," Rhule said during the offseason. "What we decided was (numbers) 1-9, now 0-9, would go to the nine or now 10 'toughest' guys on the team. When I say 'toughest', we define that for the guys, but really the guys who best exemplify what it means to be a Cornhusker. To be accountable, to be dependable, to be tough, hard-working, competitive every single day."

The 10 players listed below were selected by their teammates to be worthy of having a single-digit number this season. In addition to the 10 players below, **Ethan Piper** was selected in the first round of team voting to earn a single-digit number, but NCAA rules prevent offensive linemen from wearing a single-digit number.

### NEBRASKA SINGLE-DIGIT JERSEY PLAYERS

- » No. 0 Nash Hutmacher, Defensive Line
- » No. 1 Billy Kemp IV, Wide Receiver
- » No. 2 Isaac Gifford, Defensive Back
- » No. 3 Nick Henrich, Linebacker
- » No. 4 Luke Reimer, Linebacker
- » No. 5 John Bullock, Linebacker
- » No. 6 Quinton Newsome, Defensive Back
- » No. 7 Jeff Sims, Quarterback
- » No. 8 DeShon Singleton, Defensive Back
- » No. 9 Ty Robinson, Defensive Line

## 16 PLAYING 2023 SEASON AS COLLEGE GRADUATES

Sixteen Huskers are playing this season as college graduates, including 11 players who earned their degrees from Nebraska and five players who joined the Husker program as graduate transfers.

In addition to the 16 players who have already graduated, 13 Huskers are on track to earn their degrees in December of 2023.

### NEBRASKA FOOTBALL RECENT ACADEMIC HIGHLIGHTS

- » 16 college graduates on the 2023 roster
- » 3.184 team grade-point average in 2023 spring semester (highest in team history)
- » 92% NCAA Graduation Success Rate (highest in team history)
- » 59 Academic All-Big Ten selections in 2022
- » 161 honor roll selections in the 2022-23 fall and spring semesters

### COLLEGE GRADUATES ON NEBRASKA'S ROSTER

- |                            |                             |
|----------------------------|-----------------------------|
| • Bryce Benhart            | • Quinton Newsome           |
| • Timmy Bleekrode (Furman) | • Marco Ortiz (Florida)     |
| • Brian Buschini           | • Luke Reimer               |
| • Joshua Fleeks (Baylor)   | • Ty Robinson               |
| • Isaiah Garcia-Castaneda  | • Phalen Sanford            |
| • Blaise Gunnerson         | • Ben Scott (Arizona State) |
| • Nick Henrich             | • Garrett Snodgrass         |
| • Billy Kemp IV (Virginia) | • Javin Wright              |

## NEBRASKA AMONG TOP ALL-TIME PROGRAMS

Nebraska is playing its 134th football season this fall, and the Huskers have historically been one of the top programs in college football history.

- Nebraska ranks eighth in NCAA history with 913 wins and seventh with 53 all-time bowl game appearances.
- NU has won five national championships. The Huskers' four AP national titles (1970, 1971, 1994, 1995) rank seventh all-time and NU's four coaches poll titles (1971, 1994, 1995, 1997) rank fourth.
- Nebraska's 46 conference titles rank second in NCAA history.
- The success extends to the classroom as well. Nebraska football has produced more Academic All-Americans (108) and NCAA Top 10 Award winners (9) than any other team in any sport in NCAA history.

## NEBRASKA FOOTBALL HALL OF FAME TO INDUCT 2023 CLASS

The Nebraska chapter of the National Football Foundation and College Football Hall of Fame will induct the newest class of the Nebraska Football Hall of Fame this weekend in Lincoln. The class will officially be inducted during a Friday night dinner, and the group will be recognized on the field before Saturday's game. The class includes seven former Husker players, a former Nebraska head coach, a state college standout and two families who have supported Nebraska Athletics for decades.

The six players selected to the 2023 class by balloting of the Hall of Fame membership include defensive tackle **David Clark** (1980s category), linebacker **Troy Dumas** (1990s category), punter **Sam Koch** (2000-06 category), defensive end **Kyle Vanden Bosch** (2000-06 category), quarterback **Taylor Martinez** (2007-13 category) and offensive guard **Spencer Long** (2007-13 category).

The Nebraska Football Hall of Fame Board also selected a pair of former Huskers from the Legends category, including head coach **W.C. "King" Cole** and quarterback **Leon G. Warner**. The 2023 class of inductees also includes a state college representative in **Dan Klepper**, an All-America offensive guard for Nebraska-Omaha in the 1960s. In addition, the Nebraska Football Hall of Fame will present the Clarence E. Swanson Meritorious Service Award to the **Lauritzen Family** of Omaha, and the Lyell Bremser Special Merit Award to the **Jim and Sharri Baldonado Family** of Elwood, Neb.

Prior to 2015, players must have been either an All-American or first-team all-conference selection to make the Nebraska Football Hall of Fame ballot. Beginning in 2015, Huskers who earned second-team all-conference honors dating back to the expansion of the Big Eight to the Big 12 (1996) and now the 14-team Big Ten, are eligible.

### FORMER HUSKER INDUCTEES

**David Clark, Defensive Tackle, 1978-80**—Clark had a standout senior season in 1980. The Texas, native had 40 tackles, including nine for loss as a senior, and also recovered two fumbles. He was a first-team All-Big Eight selection in 1980 and earned honorable-mention All-America honors.

**Troy Dumas, Linebacker, 1991-94**—Dumas was a four-year letterwinner for Coach Tom Osborne, highlighted by an outstanding senior season in 1994. Dumas played his first three seasons in the secondary, before moving to Sam linebacker as a senior when he had 69 tackles, four tackles for loss and seven quarterback hurries. Dumas helped Nebraska rank in the top 10 nationally in all four major defensive statistical categories and he earned first-team All-Big Eight honors for his play.

**Sam Koch, Punter, 2003-05**—The school record holder for season punting average, Koch was part of a long line of kicking standouts for the Huskers. The Seward native averaged 46.51 yards per punt in 2005 to earn first-team All-Big 12 honors and was named a semifinalist for the Ray Guy Award. Koch averaged better than 44 yards per punt in his career to rank second in Nebraska history. He went on to a 16-year NFL career with the Baltimore Ravens.

**Kyle Vanden Bosch, Defensive End, 1997-2000**—Vanden Bosch played in 50 games in his career and had more than 140 tackles, including 34 TFL and 13 sacks. As a senior, Vanden Bosch had 17 tackles for loss and 26 quarterback hurries. He was a two-time second-team All-Big 12 selection and was a three-time Pro Bowl selection during a 12-year NFL career. Off the field, Vanden Bosch was the recipient of the National Football Foundation's Draddy Trophy, commonly referred to as the academic Heisman.

**Taylor Martinez, Quarterback, 2010-13**—A record-setting quarterback, Martinez led Nebraska to more than 30 wins as a starter. Martinez was a first-team All-Big Ten pick as a junior in 2012, when he set a Nebraska season record with 3,890 yards of total offense and accounted for 33 touchdowns. A two-time team captain, Martinez was a freshman All-American and Big 12 Offensive Newcomer of the Year in 2010. Martinez finished his career with more than 10,000 yards of total offense.

**Spencer Long, Offensive Guard, 2011-13**—A three-year starter on the Husker offensive line, Long earned second-team All-America honors as a junior in 2012. With Long manning an offensive guard position, the Huskers ranked among the nation's top rushing offenses in each of his three seasons as a starter. A team captain as a senior, Long also distinguished himself in the classroom, earning first-team Academic All-America honors as a senior.

### Legends Category

**Coach W.C. "King" Cole, 1907-10**—Cole led Nebraska to a 25-8-3 record in four seasons from 1907 to 1910. Cole guided the Huskers to their first two conference championships, winning the Missouri Valley Conference in 1907 and 1910.

**Leon G. Warner, Quarterback, 1910-11**—Warner guided Nebraska to the 1910 Missouri Valley Conference title as a quarterback. He was recognized as the top quarterback in the Missouri Valley and is often referred to as the school's first dual-threat quarterback.

## CHARTING THE HUSKERS

### CONSECUTIVE HOME SELLOUTS

RK.	SCHOOL	SELLOUTS
1.	Nebraska	390
2.	Oklahoma	146

### NATIONAL TITLES SINCE 1970

RK.	SCHOOL	TITLES
1.	Alabama	12
2.	Nebraska	5
	Miami	5

### WINS SINCE 1970

RK.	SCHOOL	WINS
1.	Ohio State	503
2.	Oklahoma	502
3.	Alabama	492
4.	Nebraska	479
5.	Michigan	475

### 9-WIN SEASONS

RK.	SCHOOL	SEASONS
1.	Alabama	53
2.	Nebraska	50
3.	Oklahoma	49

### 10-WIN SEASONS

RK.	SCHOOL	SEASONS
1.	Alabama	42
	Oklahoma	42
3.	Michigan	31
4.	Ohio State	30
5.	Nebraska	27

### WEEKS RANKED IN AP POLL

RK.	SCHOOL	WEEKS
1.	Ohio State	969
2.	Michigan	906
3.	Oklahoma	885
4.	Notre Dame	860
	Alabama	860
6.	USC	806
7.	Texas	760
8.	Nebraska	730
9.	Penn State	682

### WEEKS RANKED NO. 1 IN AP POLL

RK.	SCHOOL	WEEKS
1.	Alabama	140
2.	Ohio State	105
3.	Oklahoma	101
4.	Notre Dame	98
5.	USC	91
6.	Florida State	72
7.	Nebraska	70
8.	Miami	68



HOME OF THE HUSKERS



Memorial Stadium celebrates its 100th year in 2023. In the fall of 1922, a drive for \$430,000 in stadium construction funds was undertaken by faculty, students, alumni and friends of the University.

The stadium was named Memorial Stadium to honor all Nebraskans who served in the Civil and Spanish-American Wars; the 751 Nebraskans who died in World War I; the 3,839 in World War II; the 225 in Korea; the 422 in Vietnam; and those in Iraq.

Construction was completed in a few more than 90 working days and Memorial Stadium was dedicated on Oct. 20, 1923, at the Homecoming game in which Nebraska was held to a scoreless tie by Kansas.

The field at Memorial Stadium was named Tom Osborne Field - after the Huskers' legendary Hall-of-Fame coach - in 1998, one year after Osborne's retirement following 25 years and 255 victories as head coach.

TOP 10 HOME CROWDS

RK.	DATE	OPPONENT	ATT.
1.	Sept. 20, 2014	Miami	91,585
2.	Sept. 14, 2013	UCLA	91,471
3.	Aug. 30, 2014	Fla. Atlantic	91,441
4.	Nov. 29, 2013	Iowa	91,260
5.	Sept. 27, 2014	Illinois	91,225
6.	Nov. 22, 2014	Minnesota	91,186
7.	Aug. 31, 2013	Wyoming	91,185
8.	Nov. 2, 2013	Northwestern	91,140
9.	Nov. 1, 2014	Purdue	91,107
10.	Oct. 25, 2014	Rutgers	91,088

TOP 5 SEASON ATTENDANCE

RK.	YEAR	GAMES	TOTAL	AVG.
1.	2014	7	638,744	91,249
2.	2013	8	727,466	90,933
3.	2016	7	631,402	90,200
4.	2015	7	629,986	89,998
5.	2017	7	628,583	89,798

LONGEST HOME WIN STREAKS

RK.	BEGAN	ENDED	WINS
1.	Oct. 19, 1991	Oct. 31, 1998	47
2.	Sept. 28, 1901	Oct. 20, 1906	33
3.	Nov. 27, 1998	Nov. 2, 2002	26
4.	Sept. 27, 1969	Nov. 23, 1972	23
5.	Oct. 3, 1981	Nov. 17, 1984	21

All streaks at Memorial Stadium, except for the 33-game streak from 1901 to 1906.

2023 NEBRASKA SEASON NOTEBOOK

SCHEDULE NOTES

- Nebraska is scheduled to play three games against opponents ranked in the 2023 preseason AP poll. The Huskers take on Michigan (2nd) on Sept. 30, Wisconsin (19th) on Nov. 18 and Iowa (25th) on Nov. 24. NU played its first game against a ranked opponent at game time at then-No. 22 Colorado on Sept. 9.
- Nebraska plays a total of seven opponents who played in a bowl game in 2022.
- The Huskers opened the season with back-to-back road games at Minnesota (Aug. 31) and Colorado (Sept. 9). Nebraska began a season with consecutive road games for the first time since 1995. Nebraska and Stanford were the only two Power Five programs to open the season with back-to-back road games.
- The Huskers will recognize the 100-year anniversary of Memorial Stadium against Northwestern on Oct. 21. The first game played in Memorial Stadium was a 24-0 shutout of Oklahoma on Oct. 13, 1923.

COACHING STAFF NOTES

- **Matt Rhule** is in his first season at Nebraska in 2023. Rhule is in his 11th season as a head coach after previously leading programs at Temple (2013-16) and Baylor (2017-19) along with a stint as head coach of the NFL's Carolina Panthers (2020-22).
- In his last full season at the collegiate level in 2019, Rhule was named the Sporting News National Coach of the Year and the Big 12 Coach of the Year after leading Baylor to appearances in the Big 12 Championship Game and the Sugar Bowl.
- Rhule built winning programs at Temple and Baylor. After laying the foundation in his first two seasons at each stop, Rhule guided both the Owls and Bears to a school-record win total in his third season, when both teams also played in the conference championship game.
- Seven Husker assistants previously coached on a Rhule staff: **Marcus Satterfield** (offensive coordinator), **Ed Foley** (special teams coordinator), **E.J. Barthel** (running backs), **Evan Cooper** (secondary/defensive pass game coordinator), **Rob Dvoracek** (linebackers), **Terrance Knighton** (defensive line) and **Garret McGuire** (wide receivers).
- Three Husker assistants are serving on a Rhule staff for the first time: **Tony White** (defensive coordinator), **Josh Martin** (tight ends) and **Donovan Raiola** (offensive line).
- Eight of Nebraska's 11 full-time coaches have experience coaching in the National Football League.

ROSTER NOTES

- Nebraska's roster features 137 players. A player's class reflects the fact that the 2020 season did not count as a year of eligibility.

HUSKER ROSTER CLASS BREAKDOWN

CLASS	TOTAL	% OF ROSTER
Total Freshmen	60	44%
Freshmen	44	32%
Redshirt Freshmen	16	12%
Sophomores	41	30%
Juniors	26	19%
Seniors	10	7%

- The roster features 73 returning players and 64 newcomers. Nebraska returns a total of 14 starters and 36 letterwinners.
- NU added 20 transfers and 44 true freshmen since the end of the 2022 season. Among the 20 transfers are 15 FBS transfers, three junior college players and two Division II transfers.
- The Huskers added 14 transfers from Power Five programs, including: Florida (3), Georgia (3), Arizona State (1), Baylor (1), Georgia Tech (1), Notre Dame (1), Ole Miss (1), Texas A&M (1), Utah (1) and Virginia (1).
- The roster features players from 28 states and two foreign countries (Canada & Germany).
- Nebraska has had a letterwinner from 47 of the 50 states in its history, missing only Idaho, New Hampshire and Rhode Island.
- States with multiple players on the roster include: Nebraska (52), Texas (11), Georgia (9), Iowa (6), California (5), Florida (5), Arizona (4), New Jersey (4), Pennsylvania (4), Michigan (3), Minnesota (3), Missouri (3), South Dakota (3), Tennessee (3), Colorado (2), Illinois (2), Kansas (2), Louisiana (2), New York (2) and Virginia (2).
- The states of Alabama, Hawaii, Maryland, Mississippi, Montana, Oklahoma, Utah and Washington are each represented with one player on Nebraska's 2023 roster.
- The players wearing a single-digit jersey number (0-9) earned the right to wear that number through a team vote. Offensive lineman Ethan Piper was also selected to wear a single-digit number, but NCAA rules prohibited him from wearing a single-digit number.
- **Alex** (WR) and **John Bullock** (LB) were the first brothers to start the same game at Nebraska since 2019. They are the first brothers to start a game on the opposite side of the ball for the Huskers since 1987.

ACADEMIC NOTES

- A total of 16 Huskers are playing the 2023 season as graduates, including players who earned their degree at another institution before transferring to Nebraska.

HUSKERS WHO HAVE EARNED DEGREES

» Bryce Benhart	» Quinton Newsome
» Timmy Bleekrode	» Marco Ortiz
» Brian Buschini	» Luke Reimer
» Joshua Fleeks	» Ty Robinson
» Isaiah Garcia-Castaneda	» Phalen Sanford
» Blaise Gunnerson	» Ben Scott
» Nick Henrich	» Garrett Snodgrass
» Billy Kemp IV	» Javin Wright

# SCOUTING THE LOUISIANA TECH BULLDOGS



Louisiana Tech has split its first four games of the season after falling 40-37 in a high-scoring affair against non-conference foe North Texas last weekend.

The Bulldogs enter Saturday averaging 406.5 yards per game, with 225.5 yards per game through the air and 181.0 yards per game on the ground. Hank Bachmeier has completed 70-of-106 passes for 756 yards, five touchdowns and a pair of interceptions. Smoke Harris has 24 receptions for 288 yards and three touchdowns, followed by Cyrus Allen with 11 grabs for 144 yards and a score. Keith Willis Jr. has carried the ball 33 times for 240 yards and three touchdowns, while Tyre Shelton has 214 rushing yards and two touchdowns on 21 carries.

Defensively, the Bulldogs are allowing 29.0 points per game and 381.3 yards per game this season. Myles Heard leads the LA Tech defense with a team-high 44 tackles, followed by Brevin Randle with 32 stops. Jeslord Boateng has recorded a team-high five tackles for loss through four games, while Deshon Hall Jr. has posted a team-high two sacks this season.

## 2023 LOUISIANA TECH STAT LEADERS

RUSHING	ATT.	YDS	YPC	YPG	TD
Keith Willis Jr.	33	240	7.3	60.0	3
Tyre Shelton	21	214	10.2	107.0	2
Charvis Thornton	27	131	4.9	32.8	1

PASSING	CMP-ATT-INT	PCT	YDS	YPG	TD
Hank Bachmeier	70-106-2	66.04	756	189.0	5

RECEIVING	REC.	YDS	YPC	YPG	TD
Smoke Harris	24	288	12.0	72.0	3
Cyrus Allen	11	144	13.1	48.0	1
Kyle Maxwell	5	113	22.6	37.7	0
Koby Duru	6	84	14.0	28.0	2

PUNTING	NO.	YDS	AVG	LG	I20	50+
Blake Ochsendorf	16	673	42.1	57	4	3

8/26	FIU	W, 22-17
9/2	at SMU	L, 38-14
9/9	Northwestern State	W, 51-21
9/16	North Texas	L, 40-37
9/23	at Nebraska	2:30 p.m.
9/29	at UTEP	8 p.m.
10/5	WKU	7 p.m.
10/10	at Middle Tennessee	6 p.m.
10/24	New Mexico State	6 p.m.
11/4	at Liberty	5 p.m.
11/11	Sam Houston	2 p.m.
11/18	at Jacksonville State	1 p.m.

PUNT RET.	NO.	YDS	AVG	TD
Smoke Harris	5	20	4.0	0

KICK RET.	NO.	YDS	AVG	TD
Smoke Harris	2	42	21.0	0
Cyrus Allen	1	25	25.0	0

FIELD GOALS	FG-ATT	PCT	LG
Jake Seibert	1-3	33.3	27

TACKLES	TACK	TFL	SCK
Myles Heard	44	2.5	-
Brevin Randle	32	3.0	-
Jeslord Boateng	29	5.0	1.0
Cecil Singleton Jr.	29	-	-
Mykol Clark	15	3.5	0.5
Michael Richard	15	1.0	-
J'Dan Burnett	13	3.0	1.5

## HEAD COACH INFORMATION



### HEAD COACH SONNY CUMBIE

- Second Season at Louisiana Tech (5-11 Record)
- Third Career Season (7-14 Record)

Sonny Cumbie is in his second season as the head coach at Louisiana Tech.

Cumbie joined the Bulldogs in 2022 after serving one season at the offensive coordinator and interim head coach at Texas Tech in 2021. In his first season at the helm of the LA Tech program, Cumbie led the Bulldogs to a 3-9 overall record and posted wins over Stephen F. Austin, UTEP and Middle Tennessee.

Prior to his one-year gig at Texas Tech, Cumbie was the offensive coordinator at TCU from 2014 to 2020. Cumbie began his coaching career in the college ranks as a graduate assistant at Texas Tech in 2009, before becoming an assistant coach with the Red Raiders in 2010 and offensive coordinator in 2013.

### SONNY CUMBIE VS. NEBRASKA

Saturday's matchup is the first all-time meeting between Sonny Cumbie and Nebraska.

## LOUISIANA TECH INFORMATION

Louisiana Tech has fielded a football team since 1901, and the Bulldogs have totaled over 600 wins as a program. LA Tech has claimed three national titles (DII) and 25 conference championships.

The Bulldogs have made 13 bowl game appearances, claiming eight wins. Tech's last bowl game appearance came in 2020 when the Bulldogs took on Georgia Southern in the New Orleans Bowl.

- **First Year:** 1901
- **All-Time Record:** 641-491-38
- **Bowl Record:** 8-4-1
- **Conference Titles:** 25
- **National Titles:** 3 (DII)
- **Stadium:** Joe Aillet Stadium
- **Capacity:** 28,562
- **Playing Surface:** FieldTurf
- **Location:** Ruston, La.
- **Enrollment:** 11,083
- **Colors:** Blue and Red

2023 STATISTICAL RANKING COMPARISON						
NEB	NAT.	B1G	CATEGORY	CUSA	NAT.	TECH
209.0	21st	2nd	Rushing Offense	3rd	45th	181.0
130.3	127th	14th	Passing Offense	4th	77th	225.5
339.3	99th	11th	Total Offense	3rd	58th	406.5
19.7	110th	11th	Scoring Offense	4th	61st	31.0
46.3	2nd	1st	Rushing Defense	6th	121st	205.2
238.3	91st	10th	Pass Defense	1st	27th	176.0
284.7	29th	5th	Total Defense	3rd	91st	381.2
20.0	48th	9th	Scoring Defense	5th	97th	29.0
44.7%	51st	7th	3rd-Down Offense	4th	79th	39.6%
42.0%	86th	11th	3rd-Down Defense	3rd	84th	41.5%
87.5%	53rd	10th	Red Zone Offense	2nd	31st	91.7%
100%	109th	11th	Red Zone Defense	7th	107th	93.3%
40.1	53rd	7th	Net Punting	6th	78th	38.4
2.8	107th	12th	Punt Returns	6th	97th	3.9
4.8	60th	9th	Punt Return Defense	6th	89th	9.5
23.4	35th	6th	Kickoff Returns	7th	126th	11.6
15.5	27th	6th	Kick Return Defense	1st	5th	10.0
6.0	68th	10th	Penalties	3rd	66th	5.8
55.0	82nd	10th	Penalty Yards	2nd	84th	55.5
3	83rd	10th	Turnovers Gained	4th	47th	5
9	127th	14th	Turnovers Lost	4th	97th	6
-2.0	128th	14th	Turnover Margin	4th	75th	-0.25

**COACHING LEDGER**

<b>NEBRASKA (2023)</b>
• Head Coach
<b>CAROLINA PANTHERS (2020-22)</b>
• Head Coach
<b>BAYLOR (2017-2019)</b>
• Head Coach
<b>TEMPLE (2013-16)</b>
• Head Coach
<b>NEW YORK GIANTS (2012)</b>
• Assistant Coach (Assistant OL)
<b>TEMPLE (2006-11)</b>
• Offensive Coordinator (TE)/ Recruiting Coordinator (2011)
• Offensive Coordinator (QB) (2008-10)
• Assistant Coach (QB)/ Recruiting Coordinator (2007)
• Assistant Coach (DL) (2006)
<b>WESTERN CAROLINA (2002-05)</b>
• Assistant Head Coach (OL)/ Running Game Coordinator/ Special Teams (2005)
• Assistant Head Coach (Special Teams/LB) (2003-04)
• Assistant Coach (Special Teams/LB) (2002)
<b>UCLA (2001)</b>
• Assistant Coach (Assistant DL)
<b>BUFFALO (1999-2000)</b>
• Assistant Coach (DL) (2000)
• Assistant Coach (Assistant DL) (1999)
<b>ALBRIGHT [PA.] COLLEGE (1998)</b>
• Assistant Coach (LB)

**HEAD COACHING RECORDS**

YEAR	TEAM (ROLE)	RECORD
2013	Temple	2-10
2014	Temple	6-6
2015	Temple	10-4
2016	Temple	10-3
<b>4 SEASONS</b>		<b>28-23</b>
2017	Baylor	1-11
2018	Baylor	7-6
2019	Baylor	11-3
<b>3 SEASONS</b>		<b>19-20</b>
2020	Carolina Panthers	5-11
2021	Carolina Panthers	5-12
2022	Carolina Panthers	1-4
<b>2+ SEASONS</b>		<b>11-27</b>
2023	Nebraska	1-2
<b>1 SEASON</b>		<b>1-2</b>
<b>11 CAREER SEASONS</b>		<b>59-72</b>
<b>8 COLLEGE SEASONS</b>		<b>48-45</b>

**HEAD COACH MATT RHULE**



**2019 NATIONAL COACH OF THE YEAR**

- 1ST SEASON AT NEBRASKA
- 8TH COLLEGIATE SEASON
- 11TH CAREER SEASON

Matt Rhule has a proven track record as a program builder. In his first two collegiate head coaching jobs at Temple (2013-16) and Baylor (2017-19), Rhule led both the Owls and the Bears to their most victories in school history in just his third season. He also took both teams to the conference championship game in year three.

Rhule took Temple from two wins in his first season to a school-record 10 victories in both his third and fourth seasons with an appearance in the conference championship game both seasons. He then took Baylor from one win in his first season to a school-record 11 victories in his third season and an appearance in the Big 12 Championship Game and the Sugar Bowl.

Over his last five collegiate seasons before taking the Nebraska job (2015-19), Rhule won one conference title, three division titles and produced three seasons with double-digit wins.

**TAKING TEMPLE TO NEW HEIGHTS**

In his tenure at Temple from 2013 to 2016, Rhule took the Owls to new heights.

- In Rhule's second season in 2014, Temple posted the program's first win over an SEC team since 1938, its first win over a ranked opponent in 16 seasons and the program's largest margin of victory in nearly 50 years.
- Rhule won 10 games in both 2015 and 2016. He is responsible for two of the three 10-win seasons in Temple's 124-year history.
- He also took the Owls to back-to-back bowl games in 2015 and 2016, the first time Temple played in a bowl in consecutive seasons.
- In 2015, Rhule led Temple to the American Athletic Conference Championship Game, the first conference title game in program history.
- The next season, Rhule guided the Owls to their second conference title in program history and the first in nearly 40 years.
- Temple has spent a total of 16 weeks ranked in the 87-year history of the Associated Press top-25 poll. More than half of those top-25 rankings (9) came under Rhule in 2015 and 2016.

**AN ENCORE AT BAYLOR**

At Temple, Rhule led the Owls to their highest season win total in program history, their first conference championship game appearance and an impressive run in the national rankings. He produced an encore by repeating each of those same feats in three seasons at Baylor.

- Baylor finished with 11 losses in Rhule's first season in 2017 but two years later, he guided the Bears to 11 wins in 2019. Baylor became the first Power Five program to go from 11 losses to 11 wins in two or fewer seasons.
- Baylor won its final two games of the 2018 season and its first nine games of the 2019 campaign. The 11 straight victories marked the second-longest winning streak in school history, while Baylor's 9-0 start in 2019 was the best start in program history.
- In 2019, Rhule led Baylor to its most wins (11) in school history, the Bears advanced to their first Big 12 Championship Game and played in the Sugar Bowl for only the second time in program history.
- Baylor finished with a No. 13 ranking in 2019, the Bears' second-highest final ranking since 1951.

# ASSISTANT COACHING STAFF



**TONY WHITE**  
ASSOCIATE HEAD COACH /  
DEFENSIVE COORDINATOR

1ST YEAR

- 2022 Nominee for Broyles Award (Nation's Top Assistant Coach)
- Defensive Coordinator in the ACC, Big Ten & Pac-12
- Syracuse Ranked in the Top 30 in Total Defense in both 2021 & 2022



**ROB DVORACEK**  
ASSISTANT COACH - LINEBACKERS

1ST YEAR

- 6 of His 7 Seasons Have Been Spent at a Power Five Program or in the NFL
- Helped the Carolina Panthers Rank 2nd in the NFL in Total Defense in 2021
- Helped Lehigh Rank in the Top 20 in the FCS in Scoring Defense in 2019



**MARCUS SATTERFIELD**  
OFFENSIVE COORDINATOR

1ST YEAR

- 12th Season as an Offensive Coordinator, Plus 2 Seasons as a Head Coach
- In 2022, South Carolina Had the 4th-Highest Scoring Offense in Program History
- Tutored the All-Time Leading Passer at Both Temple & Chattanooga



**TERRANCE KNIGHTON**  
ASSISTANT COACH - DEFENSIVE LINE

1ST YEAR

- 2 Seasons of NFL Coaching Experience Following a 7-Year NFL Career
- Helped the Carolina Panthers Rank 2nd in the NFL in Total Defense in 2021
- Coached the Only 2 Defensive Linemen in Wagner History Who Went on to the NFL



**ED FOLEY**  
SPECIAL TEAMS COORDINATOR

1ST YEAR

- Experience as a Collegiate Head Coach, Offensive Coordinator, Special Teams Coordinator & NFL Assistant
- His Special Teams Have Ranked in the Top 25 in 4 of His Last 5 College Seasons
- 30 Blocked Kicks in 7 Seasons as a Collegiate Special Teams Coach



**JOSH MARTIN**  
ASSISTANT COACH - TIGHT ENDS

1ST YEAR

- Has Coached Tight Ends at Nebraska (2023), SMU (2018-21) & Arizona State (2015)
- Developed 2 Tight Ends into NFL Draft Picks in 4 Seasons at SMU
- Helped Kylen Granson Set an SMU Tight End Record with 14 Career Receiving TDs



**E.J. BARTHEL**  
ASSISTANT COACH - RUNNING BACKS

1ST YEAR

- Boasts Big Ten Experience at Nebraska, Penn State & Rutgers
- UConn ranked 33rd in Rushing in 2022 While Winning Its Most Games Since 2010
- William & Mary Had the Most Improved Rushing Offense in the FCS in 2019



**GARRET MCGUIRE**  
ASSISTANT COACH - WIDE RECEIVERS

1ST YEAR

- 1st College Coaching Job After 2 Seasons in the NFL to Begin His Coaching Career
- Helped Carolina's DJ Moore Rank 15th in the NFL in Touchdown Catches in 2022
- Son of Texas Tech Head Coach Joey McGuire



**EVAN COOPER**  
ASSISTANT COACH - SECONDARY  
DEFENSIVE PASS GAME COORDINATOR

1ST YEAR

- Experience at Miami, Baylor, Nebraska & as an NFL Assistant
- Carolina Ranked 2nd in the NFL in Total Defense & 4th in Pass Defense in 2021
- Helped Baylor Rank 5th in Interceptions in 2019 & 18th in Pass Efficiency Defense



**DONOVAN RAIOLA**  
ASSISTANT COACH - OFFENSIVE LINE

2ND YEAR

- Experience Coaching the Offensive Line at Nebraska, Notre Dame & in the NFL
- Has Coached at 2 of the 10 Winningest Programs in College Football History
- Helped the Chicago Bears Advance to the NFL Playoffs in 2 of His 4 Seasons

# THE LAST TIME AN INDIVIDUAL...

## OFFENSE

### 100 YARDS RUSHING

**Nebraska:** Anthony Grant (115), vs. Minnesota (Nov. 5, 2022)  
**Opponent:** Kaleb Johnson (109), at Iowa (Nov. 25, 2022)

### 200 YARDS RUSHING

**Nebraska:** Ameer Abdullah (225), vs. Rutgers (Oct. 25, 2014)  
**Opponent:** Braelon Allen (228), at Wisconsin (Nov. 20, 2021)

### 300 YARDS RUSHING

**Nebraska:** Roy Helu Jr. (307), vs. Missouri (Oct. 30, 2010)  
**Opponent:** Melvin Gordon (408), at Wisconsin (Nov. 15, 2014)

### 4 RUSHING TOUCHDOWNS

**Nebraska:** Ameer Abdullah (4), at Northwestern (Oct. 18, 2014)  
**Opponent:** Melvin Gordon (4), at Wisconsin (Nov. 15, 2014)

### MORE THAN 4 RUSHING TOUCHDOWNS

**Nebraska:** Calvin Jones (6), at Kansas (Nov. 9, 1991)  
**Opponent:** Chris Brown (6), at Colorado (Nov. 23, 2001)

### 300 YARDS PASSING

**Nebraska:** Casey Thompson (354), at Purdue (Oct. 15, 2022)  
**Opponent:** Shedeur Sanders (393), at Colorado (Sept. 9, 2023)

### 400 YARDS PASSING

**Nebraska:** Tanner Lee, at Purdue (431), Oct. 28, 2017  
**Opponent:** Kyle Vanstrece (409), Georgia Southern (Sept. 10, 2022)

### 500 YARDS PASSING

**Nebraska:** Joe Ganz (510), vs. Kansas State (Nov. 10, 2007)  
**Opponent:** Tim Rattay (590), Louisiana Tech (Aug. 29, 1998)

### 30 COMPLETIONS

**Nebraska:** Tanner Lee (32), at Purdue (Oct. 28, 2017)  
**Opponent:** Shedeur Sanders (31), at Colorado (Sept. 9, 2023)

### 40 COMPLETIONS

**Nebraska:** Never Happened  
**Opponent:** Clayton Thorson (41), at Northwestern (Oct. 13, 2018)

### 4 PASSING TOUCHDOWNS

**Nebraska:** Ryker Fyfe (4), at Purdue (Oct. 31, 2015)  
**Opponent:** Aidan O'Connell (4), at Purdue (Oct. 15, 2022)

### MORE THAN 4 PASSING TOUCHDOWNS

**Nebraska:** Joe Ganz (7), vs. Kansas St. (Nov. 10, 2007)  
**Opponent:** J.T. Barrett (5), Ohio State, Oct. 14, 2017

### TD PASS BY A NON-QUARTERBACK

**Nebraska:** De'Mornay Pierson-El (WR), at Northwestern (Oct. 18, 2014)  
**Opponent:** Brayden Willis (TE), vs. Oklahoma (Sept. 17, 2022)

### 10 RECEPTIONS

**Nebraska:** Trey Palmer (10), vs. Oklahoma (Sept. 17, 2022)  
**Opponent:** Xavier Weaver (10), at Colorado (Sept. 9, 2023)

### 100 RECEIVING YARDS

**Nebraska:** Trey Palmer (165), at Iowa (Nov. 25, 2022)  
**Opponent:** Xavier Weaver (170), at Colorado (Sept. 9, 2023)

### 200 RECEIVING YARDS

**Nebraska:** Trey Palmer (237), at Purdue (Oct. 15, 2022)  
**Opponent:** Jaxon Smith-Njigba (240), vs. Ohio State (Nov. 6, 2021)

### 3 RECEIVING TOUCHDOWNS

**Nebraska:** Brandon Kinnie (3), at Oklahoma State (Oct. 23, 2010)  
**Opponent:** Dezmon Briscoe (3), at Kansas (Nov. 3, 2007)

### 500 TOTAL OFFENSE YARDS

**Nebraska:** Joe Ganz (521), at Colorado (Nov. 23, 2007)  
**Opponent:** Tim Rattay (568), Louisiana Tech (Aug. 29, 1998)

## LONG OFFENSIVE PLAYS

### 60-69 YARD RUN

**Nebraska:** Trey Palmer (60), at Purdue (Oct. 15, 2022)  
**Opponent:** Dillon Gabriel (61), vs. Oklahoma (Sept. 17, 2022)

### 70-79 YARD RUN

**Nebraska:** Adrian Martinez (71), vs. Buffalo (Sept. 11, 2021)  
**Opponent:** Braelon Allen (71, TD), at Wisconsin (Nov. 20, 2021)

### 80-89 YARD RUN

**Nebraska:** Zavier Betts (83, TD), vs. Northwestern (Oct. 2, 2021)  
**Opponent:** Jonathan Taylor (88, TD), at Wisconsin (Oct. 6, 2018)

### 90-99 YARD RUN

**Nebraska:** Taylor Martinez (92, TD), at UCLA (Sept. 8, 2012)  
**Opponent:** Eli Roberson (91, TD), Kansas St. (Nov. 16, 2002)

### 60-69 YARD PASS

**Nebraska:** Thompson to Palmer (64), at Purdue (Oct. 15, 2022)  
**Opponent:** Morgan to Autman-Bell (69), Minnesota (Oct. 20, 2018)

### 70-79 YARD PASS

**Nebraska:** Thompson to Palmer (72, TD), at Purdue (Oct. 15, 2022)  
**Opponent:** Stroud to Smith-Njigba (75), vs. Ohio St. (Nov. 6, 2021)

### 80-89 YARD PASS

**Nebraska:** Thompson to Palmer (87, TD), at Iowa (Nov. 25, 2022)  
**Opponent:** Plummer to Bell (89, TD), at Purdue (Dec. 5, 2020)

### 90-99 YARD PASS

**Nebraska:** Armstrong Jr. to Enunwa (99, TD), vs. Georgia (Jan. 1, 2014)  
**Opponent:** Montez to Nixon (96, TD), at Colorado (Sept. 7, 2019)

## DEFENSE

### 15 TACKLES

**Nebraska:** Luke Reimer (15), vs. Northwestern (Aug. 27, 2022)  
**Opponent:** Jack Campbell (16), vs. Iowa (Nov. 26, 2021)

### 20 TACKLES

**Nebraska:** Lee Kunz (23), at Oklahoma (Nov. 25, 1977)  
**Opponent:** Ryan Greenhagen (31), Fordham (Sept. 4, 2021)\*  
 \*-opponent school record

### 3.0 OR MORE SACKS

**Nebraska:** Randy Gregory (3.0), at Michigan (Nov. 9, 2013)  
**Opponent:** Mustaf Johnson (3.0), at Colorado (Sept. 7, 2019)

### 5 OR MORE TFLs

**Nebraska:** Cianté Evans (5), vs. Northwestern (Nov. 2, 2013)  
**Opponent:** A.J. Epenesa (5), Iowa (Nov. 29, 2019)

### 5 PASS BREAKUPS

**Nebraska:** Dicaprio Bootle (5), at Michigan (Sept. 22, 2018)  
**Opponent:** Never Happened

### 2 INTERCEPTIONS

**Nebraska:** Marques Buford Jr. (2), vs. Georgia Southern (Sept. 10, 2022)  
**Opponent:** Tyler Nubin (2), at Minnesota (Aug. 31, 2023)

### MORE THAN 2 INTERCEPTIONS

**Nebraska:** Matt O'Hanlon (3), vs. Oklahoma (Nov. 7, 2009)  
**Opponent:** Anthony Brown (3), at Purdue (Oct. 31, 2015)

### RETURNED AN INTERCEPTION FOR A TOUCHDOWN

**Nebraska:** Cam Taylor-Britt (38 yds), vs. Iowa (Nov. 29, 2019)  
**Opponent:** Jalen Graham (45 yards), Purdue (Oct. 30, 2021)

### RETURNED A FUMBLE FOR A TOUCHDOWN

**Nebraska:** Deontai Williams (26 yards) vs. Penn State (Nov. 14, 2020)  
**Opponent:** Myles Jackson (0 yards), Indiana (Oct. 1, 2022)

## SPECIAL TEAMS

### PUNT RETURN TOUCHDOWN

**Nebraska:** JD Spielman (76 yds), vs. South Alabama (Aug. 31, 2019)  
**Opponent:** Jayden Reed (62 yards), at Michigan State (Sept. 25, 2021)

### KICKOFF RETURN TOUCHDOWN

**Nebraska:** JD Spielman (99 yds), vs. Arkansas St. (Sept. 2, 2017)  
**Opponent:** Stephen Bracey (91 yards), at Wisconsin (Nov. 20, 2021)

### BLOCKED PUNT

**Nebraska:** Phalen Sanford (1), at Purdue (Oct. 15, 2022)  
**Opponent:** Max Melton (1), vs. Rutgers (Oct. 7, 2022)

### BLOCKED PUNT RETURNED FOR TOUCHDOWN

**Nebraska:** Malcolm Hartzog (30 yards), vs. Indiana (Oct. 1, 2022)  
**Opponent:** Kyle Fisher (14 yds), vs. Iowa (Nov. 26, 2021)

### BLOCKED PUNT FOR A SAFETY

**Nebraska:** Marquel Dismuke (1) vs. Illinois (Nov. 10, 2018)  
**Opponent:** Keandre Jones (1), Ohio St. (Nov. 3, 2018)

### BLOCKED FIELD GOAL

**Nebraska:** Cam Taylor-Britt (1), at Michigan State (Sept. 25, 2021)  
**Opponent:** Jalen McKie (1) & Antonio Jones-Davis(1), No. Ill. (Sept. 14, 2019)

### BLOCKED FG RETURNED FOR TOUCHDOWN

**Nebraska:** Nathan Gerry (85 yds) vs. Minnesota (Nov. 22, 2014)  
**Opponent:** Never Happened

## THE LAST TIME A TEAM...

### OFFENSE

#### 300 YARDS RUSHING

**Nebraska:** vs. Northwestern, Oct. 2, 2021 (427)  
**Opponent:** vs. Oklahoma, Sept. 17, 2022 (312)

#### 400 YARDS RUSHING

**Nebraska:** vs. Northwestern, Oct. 2, 2021 (427)  
**Opponent:** at Minnesota, Nov. 11, 2017 (409)

#### 500 YARDS RUSHING

**Nebraska:** at Baylor, Oct. 13, 2001 (641)  
**Opponent:** at Wisconsin, Nov. 15, 2014 (581)

#### 300 YARDS PASSING

**Nebraska:** at Purdue, Oct. 15, 2022 (354)  
**Opponent:** at Colorado, Sept. 9, 2023 (396)

#### 400 YARDS PASSING

**Nebraska:** at Wisconsin, Oct. 6, 2018 (407)  
**Opponent:** vs. Georgia Southern, Sept. 10, 2022 (409)

#### 500 YARDS PASSING

**Nebraska:** vs. Kansas State, Nov. 10, 2007 (519)  
**Opponent:** Louisiana Tech, Aug. 29, 1998 (590)

#### 600 YARDS OF OFFENSE

**Nebraska:** vs. Northwestern, Oct. 2, 2021 (657)  
**Opponent:** at Purdue, Oct. 15, 2022 (606)

#### 700 YARDS OF OFFENSE

**Nebraska:** vs. Florida Atlantic, Aug. 30, 2014 (784 yards)  
**Opponent:** Never accomplished

#### 50 POINTS

**Nebraska:** vs. Northwestern, Oct. 2, 2021 (Nebraska won, 56-7)  
**Opponent:** Ohio State, Oct. 24, 2020 (Ohio State won 52-17)

#### 60 POINTS

**Nebraska:** vs. Idaho State, Sept. 22, 2012 (Nebraska won, 73-7)  
**Opponent:** at Ohio State, Nov. 5, 2016 (Ohio State won 62-3)

#### TWO 100-YARD RUSHERS

**Nebraska:** at Rutgers, Dec. 18, 2020 (Mills, Martinez)  
**Opponent:** Illinois, Nov. 21, 2020 (Epstein, Brown)

#### THREE 100-YARD RUSHERS

**Nebraska:** vs. Minnesota, Oct. 20, 2018 (Ozigbo, Martinez, Washington)  
**Opponent:** Wisconsin, Dec. 1, 2012 (Gordon, Ball, White)

#### TWO 100-YARD RECEIVERS

**Nebraska:** at Wisconsin, Nov. 20, 2021 (Allen, Toure)  
**Opponent:** Ohio State, Oct. 24, 2020 (Wilson, Olave)

### DEFENSE

#### POSTED A SHUTOUT

**Nebraska:** vs. Arizona, Dec. 30, 2009 (33-0)  
**Opponent:** Arizona State, Sept. 21, 1996 (19-0)

#### RECORDED A DEFENSIVE SAFETY

**Nebraska:** vs. Arizona, Dec. 30, 2009 (33-0)  
**Opponent:** Minnesota, Oct. 16, 2021 (23-30)

#### 2 DEFENSIVE TOUCHDOWNS

**Nebraska:** vs. South Alabama, Aug. 31, 2019 (1 IR, 1 fumble return)  
**Opponent:** Northern Illinois, Sept. 16, 2017 (2 interception returns)

#### 4 INTERCEPTIONS

**Nebraska:** vs. Wyoming, Sept. 10, 2016 (5)  
**Opponent:** Purdue, Oct. 30, 2021 (4)

#### 15 TFLs

**Nebraska:** at Michigan, Nov. 9, 2013 (16)  
**Opponent:** vs. Oklahoma, Dec. 4, 2010 (17)

#### 7 OR MORE SACKS

**Nebraska:** at Colorado, Sept. 9, 2023 (8)  
**Opponent:** at Michigan State, Sept. 25, 2021 (7)

#### 15 PASS BREAKUPS

**Nebraska:** Kansas, Oct. 2, 2004 (17)  
**Opponent:** Never Happened

## MISCELLANEOUS

### SAFETY OF ANY KIND

**Nebraska:** Blocked Punt vs. Illinois (Nov. 10, 2018)  
**Opponent:** Sack in End Zone by Minnesota (Oct. 16, 2021)

### WAS NOT PENALIZED

**Nebraska:** vs. Maine, Sept. 3, 2005  
**Opponent:** Iowa, Sept. 4, 1999

### OVERCAME A HALFTIME DEFICIT TO WIN

**Nebraska:** at Rutgers, Oct. 7, 2022 (trailed, 13-0, won 14-13)  
**Opponent:** Wisconsin, Nov. 9, 2022 (trailed, 7-0, won 15-14)

### WON WHEN TRAILING AFTER 3 QUARTERS

**Nebraska:** at Rutgers, Oct. 7, 2022 (trailed 13-7, won 14-13)  
**Opponent:** at Minnesota, Aug. 31, 2023 (trailed 10-3, won 13-10)

### OVERTIME GAME

at Michigan State, Sept. 25, 2021 (Michigan State won, 23-20)

### NEBRASKA OVERTIME WIN

at Iowa, Nov. 28, 2014 (Nebraska won 37-34)

**NUMERICAL ROSTER**
**2023 NEBRASKA FOOTBALL ROSTER**

NO.	NAME	POS.	NO.	NAME	POS.	HT.	WT.	YR.	HOMETOWN (HIGH SCHOOL/COLLEGE)
0	Nash Hutmacher	DL	30	Alvano, Tristan	PK	6-1	200	Fr.	Omaha, Neb. (Westside)
1	Billy Kemp IV	WR	83	Appleget, Jake	TE	6-4	235	RFr.	Lincoln, Neb. (Southeast)
2	Isaac Gifford	DB	42	Ballard, Cole	RB	5-11	185	Fr.	Elkhorn, Neb. (South)
3	Nick Henrich	LB	35	Barnes, D'Andre	DB	6-0	175	Fr.	Aurora, Colo. (Regis Jesuit)
4	Luke Reimer	LB	47	Becker, Caden	TE	6-4	235	RFr.	Omaha, Neb. (Skutt Catholic/Wyoming)
5	John Bullock	LB	40	Bell, Demitrius	WR	6-0	175	Fr.	Nashville, Tenn. (McGavock)
6	Quinton Newsome	DB	<b>54 ***</b>	<b>Benhart, Bryce</b>	<b>OL</b>	<b>6-9</b>	<b>315</b>	<b>Jr.</b>	<b>Lakeville, Minn. (Lakeville North)</b>
7	Jeff Sims	QB	96	Black, Leslie	DL	6-6	230	Fr.	Statesboro, Ga. (Statesboro)
8	DeShon Singleton	DB	<b>38 *</b>	<b>Bleekrode, Timmy</b>	<b>PK</b>	<b>5-8</b>	<b>190</b>	<b>Jr.</b>	<b>Atlanta, Ga. (Marist School/Furman)</b>
9	Ty Robinson	DL	<b>87 *</b>	<b>Boerkircher, Nate</b>	<b>TE</b>	<b>6-5</b>	<b>245</b>	<b>So.</b>	<b>Aurora, Neb. (Aurora)</b>
10	Jimari Butler	LB	16	Bonner, Janiran	FB	6-2	220	RFr.	Ellenwood, Ga. (Cedar Grove)
10	Heinrich Haarberg	QB	43	Booker III, Michael	LB	6-1	210	So.	Grand Prairie, Texas (South Grand Prairie)
11	Joshua Fleeks	WR	21	Boote II, Dwight	DB	5-9	170	Fr.	Miami, Fla. (Palmetto)
11	Cameron Lenhardt	DL	73	Borchers, David	OL	6-2	305	Fr.	Eldridge, Iowa (North Scott)
12	Omar Brown	DB	14	Borders, Chief	LB	6-4	245	So.	Chicago, Ill. (Heard County [Ga./Florida])
12	Chubba Purdy	QB	53	Bower, Jacob	LB	6-0	195	Fr.	Rancho Santa Margarita, Calif. (Santa Margarita Catholic)
13	Malcolm Hartzog	DB	39	Branch, Derek	DB	5-11	185	So.	Lincoln, Neb. (Southeast)
13	Marcus Washington	WR	78	Brandl, Jacob	OL	6-3	280	Fr.	Omaha, Neb. (Creighton Prep)
14	Chief Borders	LB	26	Bretz, Koby	DB	6-2	215	So.	Omaha, Neb. (Westside)
14	Rahmir Johnson	RB	41	Brown, Elliott	WR	5-11	180	So.	Omaha, Neb. (Elkhorn South)
15	Malachi Coleman	WR	<b>12 *</b>	<b>Brown, Omar</b>	<b>DB</b>	<b>6-1</b>	<b>200</b>	<b>Sr.</b>	<b>Minneapolis, Minn. (North/Northern Iowa)</b>
15	Tamon Lynum	DB	88	Buckley, Ru'Quan	DL	6-5	295	So.	Wyoming, Mich. (Godwin Heights)
16	Janiran Bonner	FB	46	Buda, Grant	LB	6-0	220	So.	Lincoln, Neb. (Southwest)
16	Elijah Jeudy	DL	<b>24 **</b>	<b>Buford Jr., Marques</b>	<b>DB</b>	<b>5-11</b>	<b>190</b>	<b>Jr.</b>	<b>DeSoto, Texas (Trinity Christian/St. Thomas More [Conn.] Prep)</b>
17	Ty Hahn	WR	84	Bullock, Alex	WR	6-2	205	So.	Omaha, Neb. (Creighton Prep)
17	Jack Woche	QB	<b>5 **</b>	<b>Bullock, John</b>	<b>LB</b>	<b>6-0</b>	<b>220</b>	<b>Jr.</b>	<b>Omaha, Neb. (Creighton Prep)</b>
18	Brian Buschini	P	<b>18 *</b>	<b>Buschini, Brian</b>	<b>P</b>	<b>6-1</b>	<b>225</b>	<b>Jr.</b>	<b>Helena, Mont. (Capital/Montana)</b>
18	Princewill Umanmielen	DL	50	Bustard, Noah	LB	6-1	220	Fr.	Omaha, Neb. (Elkhorn South)
19	Jaylen Lloyd	WR	<b>10 *</b>	<b>Butler, Jimari</b>	<b>LB</b>	<b>6-4</b>	<b>245</b>	<b>So.</b>	<b>Mobile, Ala. (Murphy)</b>
19	Luke Longval	QB	55	Carroll-Jackson, Vincent	DL	6-5	270	Fr.	Harrisburg, Pa. (Central Dauphin East)
19	Kaine Williams	LB	86	Charles, Jeremiah	WR	6-0	160	Fr.	Arlington, Texas (Arlington Martin)
21	Dwight Bootle II	DB	36	Closman, Blake	DB	5-9	190	So.	Elkhorn, Neb. (Millard North)
21	Emmett Johnson	RB	15	Coleman, Malachi	WR	6-4	190	Fr.	Lincoln, Neb. (East)
22	Gabe Ervin Jr.	RB	23	Collier Jr., Corey	DB	6-1	190	So.	Miami, Fla. (Palmetto/Florida)
22	Ashton Hausmann	DB	53	Connealy, Conor	OL	6-3	230	Fr.	Elkhorn, Neb. (Mount Michael Benedictine)
23	Corey Collier Jr.	DB	<b>69 **</b>	<b>Corcoran, Turner</b>	<b>OL</b>	<b>6-6</b>	<b>310</b>	<b>Jr.</b>	<b>Lawrence, Kan. (Free State)</b>
23	Anthony Grant	RB	54	Demma, Korver	LB	6-2	220	Fr.	Gretna, Neb. (Gretna)
24	Marques Buford Jr.	DB	98	DePooter, Will	LS	6-0	195	Fr.	Omaha, Neb. (Westside)
24	Thomas Fidone II	TE	85	Doss, Jaidyn	WR	5-11	190	Fr.	Raymore, Mo. (Raymore-Peculiar)
25	Javier Morton	DB	48	Echternach, Cayden	TE	6-3	230	Fr.	Bennington, Neb. (Bellevue West)
25	Kenneth Williams	RB	<b>22 *</b>	<b>Ervin Jr., Gabe</b>	<b>RB</b>	<b>6-0</b>	<b>220</b>	<b>So.</b>	<b>Buford, Ga. (Buford)</b>
26	Koby Bretz	DB	51	Evans-Jenkins, Justin	OL	6-1	315	RFr.	East Orange, N.J. (Irvington)
26	Roman Mangini	WR	24	Fidone II, Thomas	TE	6-6	250	So.	Council Bluffs, Iowa (Lewis Central)
28	Kwinten Ives	RB	29	Fields, Eric	LB	6-1	195	Fr.	Ardmore, Okla. (Ardmore)
28	Ethan Nation	DB	11	Fleeks, Joshua	WR	6-0	205	Sr.	Dallas, Texas (Cedar Hill/Baylor)
29	Eric Fields	LB	82	Garcia-Castaneda, Isaiah	WR	6-0	190	Jr.	Twentynine Palms, Calif. (Twentynine Palms/Saddleback College/New Mexico State)
30	Tristan Alvano	PK	42	Gbayor, Mikai	LB	6-2	230	So.	Irvington, N.J. (Irvington)
30	Randolph Kpai	LB	<b>2 ***</b>	<b>Gifford, Isaac</b>	<b>DB</b>	<b>6-1</b>	<b>205</b>	<b>Jr.</b>	<b>Lincoln, Neb. (Southeast)</b>
31	Tommi Hill	DB	89	Gilbert, Arik	TE	6-5	275	So.	Marietta, Ga. (Marietta/LSU/Georgia)
32	Barron Miles Jr.	WR	58	Goldman, Mason	OL	6-5	260	Fr.	Gretna, Neb. (Gretna)
32	Rahmir Stewart	DB	46	Goodwin, John	TE	6-3	245	Fr.	Lincoln, Neb. (Lincoln High)
33	Javin Wright	LB	77	Gottula, Gunnar	OL	6-5	295	Fr.	Lincoln, Neb. (Southeast)
33	Maurice Mazzucca	RB	<b>23 *</b>	<b>Grant, Anthony</b>	<b>RB</b>	<b>5-11</b>	<b>205</b>	<b>Sr.</b>	<b>Buford, Ga. (Buford/Florida State/New Mexico Military Institute)</b>
34	Barret Liebenritt	FB	<b>97 *</b>	<b>Gunnerson, Blaise</b>	<b>DL</b>	<b>6-6</b>	<b>265</b>	<b>So.</b>	<b>Carroll, Iowa (Kuemper Catholic)</b>
34	Garrett Snodgrass	LB	10	Haarberg, Heinrich	QB	6-5	215	So.	Kearney, Neb. (Catholic)
35	D'Andre Barnes	DB	<b>17 *</b>	<b>Hahn, Ty</b>	<b>WR</b>	<b>6-2</b>	<b>200</b>	<b>So.</b>	<b>Johnson, Neb. (Johnson-Brock)</b>
35	Trevin Luben	RB	<b>13 *</b>	<b>Hartzog, Malcolm</b>	<b>DB</b>	<b>5-9</b>	<b>175</b>	<b>So.</b>	<b>Silver Creek, Miss. (Jefferson Davis County)</b>
36	Blake Closman	DB	22	Hausmann, Ashton	DB	5-11	220	So.	Roca, Neb. (Norris)
36	Taveon Thompson	WR	88	Hausmann, Cooper	WR	5-11	185	RFr.	Roca, Neb. (Norris)
37	Phalen Sanford	DB	<b>3 ***</b>	<b>Henrich, Nick</b>	<b>LB</b>	<b>6-3</b>	<b>235</b>	<b>Jr.</b>	<b>Omaha, Neb. (Burke)</b>
38	Timmy Bleekrode	PK	80	Herbek, Jacob	DL	6-5	260	Jr.	Grand Island, Neb. (Central Catholic)
38	Cooper Wilson	DB	<b>31 *</b>	<b>Hill, Tommi</b>	<b>DB</b>	<b>6-0</b>	<b>195</b>	<b>Jr.</b>	<b>Orlando, Fla. (Edgewater/Arizona State)</b>
39	Derek Branch	DB	90	Hohl, Jacob	P	6-2	210	Jr.	Lincoln, Neb. (Southwest/Nebraska Wesleyan)
39	Gage Wager	P	71	Hood, Jacob	OL	6-8	350	RFr.	Nashville, Tenn. (Hillsboro/Georgia)
40	Demitrius Bell	WR	<b>0 **</b>	<b>Hutmacher, Nash</b>	<b>DL</b>	<b>6-4</b>	<b>330</b>	<b>Jr.</b>	<b>Oacoma, S.D. (Chamberlain)</b>
40	Trevor Ruth	FB	28	Ives, Kwinten	RB	6-2	185	Fr.	Beverly, N.J. (Palmyra)
41	Elliott Brown	WR	16	Jeudy, Elijah	DL	6-3	280	So.	Philadelphia, Pa. (Northeast/Texas A&M)
42	Cole Ballard	RB	<b>14 ****</b>	<b>Johnson, Emmett</b>	<b>RB</b>	<b>5-11</b>	<b>190</b>	<b>RFr.</b>	<b>Minneapolis, Minn. (Academy of Holy Angels)</b>
				<b>Johnson, Rahmir</b>	<b>RB</b>	<b>5-10</b>	<b>185</b>	<b>Jr.</b>	<b>Harlem, New York City, N.Y. (Bergen Catholic [N.J.])</b>
			49	Jones, Mason	DB	5-11	185	Fr.	Omaha, Neb. (Burke)
			1	Kemp IV, Billy	WR	5-9	180	Sr.	Richmond, Va. (Highland Springs/Virginia)
			45	Klover, Braden	FB	6-2	235	So.	Wymore, Neb. (Southern)
			75	Knaak, Tyler	OL	6-6	325	RFr.	Cottonwood Heights, Utah (Brighton/Utah)
			74	Knutson, Brock	OL	6-7	305	Fr.	Scottsbluff, Neb. (Scottsbluff)
			30	Kpai, Randolph	LB	6-2	210	So.	Sioux Falls, S.D. (Washington)
			92	Lefotu, Sua	DL	6-3	300	Fr.	Bellflower, Calif. (St. John Bosco)

11	Lenhardt, Cameron	DL	6-3	250	Fr.
34	Liebentritt, Barret	FB	6-0	235	So.
44	Lindenmeyer, Luke	TE	6-3	260	RFr.
19	Lloyd, Jaylen	WR	5-10	160	Fr.
19	Longval, Luke	QB	6-2	200	RFr.
35	Luben, Trevin	RB	5-11	205	So.
<b>59 *</b>	<b>Lutovsky, Henry</b>	<b>OL</b>	<b>6-6</b>	<b>325</b>	<b>So.</b>
15	Lynum, Tamon	DB	6-2	185	So.
95	Maciejczak, Jason	DL	6-2	320	Fr.
67	Mancino, Joey	OL	6-1	295	So.
26	Mangini, Roman	WR	5-10	170	RFr.
33	Mazzccua, Maurice	RB	5-8	175	Jr.
70	Menning, Keegan	OL	6-5	330	So.
32	Miles Jr., Barron	WR	5-10	175	So.
<b>25 *</b>	<b>Morton, Javier</b>	<b>DB</b>	<b>6-2</b>	<b>195</b>	<b>So.</b>
28	Nation, Ethan	DB	5-10	160	Fr.
<b>6 ****</b>	<b>Newsome, Quinton</b>	<b>DB</b>	<b>6-1</b>	<b>185</b>	<b>Sr.</b>
75	Noonan, Maverick	LB	6-4	235	Fr.
<b>63 *</b>	<b>Nouili, Nouredin</b>	<b>OL</b>	<b>6-4</b>	<b>315</b>	<b>Sr.</b>
45	Ortiz, Marco	LS	6-4	245	So.
95	Pankratz, Spencer	PK	6-2	205	So.
61	Parrott, Dylan	OL	6-5	330	RFr.
49	Pasko, Danny	LB	6-1	210	Fr.
<b>57 ***</b>	<b>Piper, Ethan</b>	<b>OL</b>	<b>6-3</b>	<b>305</b>	<b>Jr.</b>
<b>65 *</b>	<b>Prochazka, Teddy</b>	<b>OL</b>	<b>6-10</b>	<b>325</b>	<b>So.</b>
<b>12</b>	<b>Purdy, Chubba</b>	<b>QB</b>	<b>6-2</b>	<b>210</b>	<b>So.</b>
<b>4 ****</b>	<b>Reimer, Luke</b>	<b>LB</b>	<b>6-1</b>	<b>225</b>	<b>Sr.</b>
<b>9 ***</b>	<b>Robinson, Ty</b>	<b>DL</b>	<b>6-6</b>	<b>310</b>	<b>Jr.</b>
52	Rogers, Dylan	LB	6-3	235	Fr.
<b>86 *</b>	<b>Rollins, AJ</b>	<b>DL</b>	<b>6-5</b>	<b>245</b>	<b>So.</b>
40	Ruth, Trevor	FB	6-0	235	RFr.
44	Safeullah, Syncere	DB	6-2	175	Fr.
<b>37 ***</b>	<b>Sanford, Phalen</b>	<b>DB</b>	<b>5-11</b>	<b>195</b>	<b>Sr.</b>
66	Scott, Ben	OL	6-5	305	Jr.
79	Seagren, Grant	OL	6-6	260	Fr.
48	Sherman, MJ	LB	6-3	250	Jr.
7	Sims, Jeff	QB	6-4	220	Jr.
<b>8 *</b>	<b>Singleton, DeShon</b>	<b>DB</b>	<b>6-3</b>	<b>205</b>	<b>Jr.</b>
62	Sledge, Sam	OL	6-3	285	Fr.
81	Smith Flores, Ismael	TE	6-4	225	Fr.
<b>34 **</b>	<b>Snodgrass, Garrett</b>	<b>LB</b>	<b>6-3</b>	<b>230</b>	<b>Jr.</b>
47	Stenger, Gage	LB	6-2	190	RFr.
32	Stewart, Rahmir	DB	5-11	200	Fr.
87	Tagaloa, Brodie	DL	6-4	260	RFr.
<b>56 **</b>	<b>Tagge, Grant</b>	<b>LB</b>	<b>6-1</b>	<b>205</b>	<b>Jr.</b>
43	Ternus, Landon	FB	6-0	230	Fr.
36	Thompson, Taveon	WR	6-3	205	So.
80	Turner, Brice	WR	6-0	175	Fr.
18	Umanmielen, Princewill	DL	6-4	240	Fr.
94	Van Poppel, Riley	DL	6-5	275	Fr.
39	Wager, Gage	P	5-10	185	Fr.
93	Wallin, Kai	DL	6-5	250	So.
<b>13 *</b>	<b>Washington, Marcus</b>	<b>WR</b>	<b>6-2</b>	<b>190</b>	<b>Sr.</b>
90	Williams, James	DL	6-5	235	So.
25	Williams, Kenneth	RB	5-11	175	Fr.
19	Williams, Kaine	LB	6-2	215	So.
38	Wilson, Cooper	DB	6-3	190	Fr.
96	Witucki, Camden	LS	6-2	225	So.
17	Woche, Jack	QB	6-1	210	RFr.
<b>33 *</b>	<b>Wright, Javin</b>	<b>LB</b>	<b>6-5</b>	<b>215</b>	<b>Jr.</b>

Lettermen in Bold; \*Indicates Letters Earned

## PRONUNCIATION GUIDE

Nate Boerkircher.....BORE-kurr-churr  
 Janiran Bonner.....juh-NIGH-run  
 Ru'Quan Buckley.....ROO-kwan  
 Marques Buford Jr. .... marr-KEESE  
 Brian Buschini .....boo-SHEEN-ee  
 Jimari Butler.....jih-MAR-ee  
 Malachi Coleman.....MAL-uh-kie  
 Corey Collier Jr. .... CALL-yer  
 Thomas Fidone II ..... fuh-DOAN-ee  
 Isaiah Garcia-Castaneda .... CAST-uh-NAY-duh  
 Mikai Gbayor.....meh-KYE BAY-er  
 Gunnar Gottula.....guh-TOO-luh  
 Heinrich Haarberg .....HINE-rick HARR-burg  
 Ashton/Cooper Hausmann..... HOUSE-munn  
 Nick Henrich .....HEN-ritch  
 Jacob Hohl.....HOLE  
 Nash Hutmacher.....HUT-make-urr  
 Elijah Jeudy.....JUDY

Randolph Kpai .....kuh-PIE  
 Tyler Knaak.....kuh-NOCK  
 Sua Lefotu .....leh-FOE-too  
 Barret Liebentritt .....LEE-ben-tritt  
 Henry Lutovsky .....loo-TOV-skee  
 Tamon Lynum.....tuh-MAWN  
 Jason Maciejczak.....muh-CHAY-chock  
 Maurice Mazzccua .....muh-ZOO-kuh  
 Javier Morton.....ha-VEE-air  
 Nouredin Nouili.....NURR-ee new-WHEEL-ee  
 Teddy Prochazka.....pro-HAH-skuh  
 Luke Reimer .....RHYME-urr  
 Syncere Safeullah.....suh-FEE-uh-luh  
 DeShon Singleton.....dee-SHAWN  
 Gage Stenger.....STANG-er  
 Princewill Umanmielen ... OOH-mawn-me-ellen  
 Kai Wallin .....KYE  
 Jack Woche.....WAA-kee

## NUMERICAL ROSTER

42	Mikai Gbayor	LB
43	Michael Booker III	LB
43	Landon Ternus	FB
44	Luke Lindenmeyer	TE
44	Syncere Safeullah	DB
45	Braden Klover	FB
45	Marco Ortiz	LS
46	Grant Buda	LB
46	John Goodwin	TE
47	Caden Becker	TE
47	Gage Stenger	LB
48	Cayden Echternach	TE
48	MJ Sherman	LB
49	Mason Jones	DB
49	Danny Pasko	LB
50	Noah Bustard	LB
51	Justin Evans-Jenkins	OL
52	Dylan Rogers	LB
53	Jacob Bower	LB
53	Conor Connealy	OL
54	Bryce Benhart	OL
54	Korver Demma	LB
55	Vincent Carroll-Jackson	DL
56	Grant Tagge	LB
57	Ethan Piper	OL
58	Mason Goldman	OL
59	Henry Lutovsky	OL
61	Dylan Parrott	OL
62	Sam Sledge	OL
63	Nouredin Nouili	OL
65	Teddy Prochazka	OL
66	Ben Scott	OL
67	Joey Mancino	OL
69	Turner Corcoran	OL
70	Keegan Menning	OL
71	Jacob Hood	OL
73	David Borchers	OL
74	Brock Knutson	OL
75	Tyler Knaak	OL
75	Maverick Noonan	LB
77	Gunnar Gottula	OL
78	Jacob Brandl	OL
79	Grant Seagren	OL
80	Jacob Herbek	DL
80	Brice Turner	WR
81	Ismael Smith Flores	TE
82	Isaiah Garcia-Castaneda	WR
83	Jake Appleget	TE
84	Alex Bullock	WR
85	Jaidyn Doss	WR
86	Jeremiah Charles	WR
86	AJ Rollins	DL
87	Nate Boerkircher	TE
87	Brodie Tagaloa	DL
88	Ru'Quan Buckley	DL
88	Cooper Hausmann	WR
89	Arik Gilbert	TE
90	Jacob Hohl	P
90	James Williams	DL
92	Sua Lefotu	DL
93	Kai Wallin	DL
94	Riley Van Poppel	DL
95	Jason Maciejczak	DL
95	Spencer Pankratz	PK
96	Leslie Black	DL
96	Camden Witucki	LS
97	Blaise Gunnerson	DL
98	Will DePooter	LS



**CAREER STARTS - OFFENSE**

PLAYER	'18	'19	'20	'21	'22	'23	ALL
Benhart	-	0	8	10	11	3	32
Scott	-	0~	4~	13~	11~	3	31
Corcoran	-	-	1	11	12	3	27
Kemp IV	0+	2+	9+	10+	4+	1	26
Sims	-	-	10&	6&	7&	2	25
Piper	-	0	7	3	8	3	23
Washington	-	1@	0@	7@	10	2	20
Nouili	-	7!	0	7	0	3	17
Grant	0\$	0\$	-	-	12	0	12
Gilbert	-	-	8#	0%	3%	0	8
Johnson	-	0	0	7	0	1	8
G.-Castaneda	-	-	0^	7^	0	0	7
Boerkircher	-	-	0	0	4	2	6
Prochazka	-	-	-	2	3	0	5
Fleeks	1*	1*	0*	1*	0*	0	3
Purdy	-	-	1\$	0\$	2	0	3
Ervin Jr.	-	-	-	2	0	2	4
Lutovsky	-	-	-	0	2	0	2
Fidone III	-	-	-	0	0	2	2
A. Bullock	-	-	-	0	0	1	1
Haarberg	-	-	-	0	0	1	1
Bonner	-	-	-	-	0	1	1
Lindenmeyer	-	-	-	-	0	1	1
Evans-Jenkins	-	-	-	-	0	1	1

~at Arizona State; +at Virginia; &at Georgia Tech;  
 @at Texas; !at Colorado State; \$at Florida State;  
 #at LSU; %at Georgia; ^at New Mexico State;  
 \*at Baylor;

**CAREER STARTS - DEFENSE**

PLAYER	'19	'20	'21	'22	'23	ALL
Brown	15*	7*	7*	0	3	32
Reimer	0	5	12	10	3	30
Newsome	0	1	12	12	3	28
Robinson	0	7	4	12	2	25
Henrich	0	1	12	5	0	18
Gifford	-	0	0	10	3	13
Buford Jr.	-	-	0	11	0	11
Hartzog	-	-	-	8	3	11
Hill	-	-	0^	5	0	5
Hutmacher	-	0	0	2	3	5
Lenhardt	-	-	-	-	3	3
Bullock	0	0	0	0	3	3
Singleton	-	-	-	0	3	3
Gunnerson	-	0	0	0	2	2
Gbayer	-	-	0	0	2	2
Wright	0	0	0	1	0	1

\*at FCS Northern Iowa; ^at Arizona State

**CAREER STARTS - SPECIAL TEAMS**

PLAYER	'19	'20	'21	'22	'23	ALL
Bleekrode	0*	7*	11*	12	0	30
Buschini	0#	2#	13#	12	3	30
Alvano	-	-	-	-	3	3

\*at Furman; #at Montana

**OFFENSIVE DEPTH CHART**

LT	69	Turner Corcoran	6-6	310	Jr.	Lawrence, Kan.
	65	Teddy Prochazka	6-10	325	So.	Elkhorn, Neb.
	77	Gunnar Gottula	6-5	295	Fr.	Lincoln, Neb.
LG	57	Ethan Piper	6-3	305	Jr.	Norfolk, Neb.
	62	Sam Sledge	6-3	285	Fr.	Omaha, Neb.
C	66	Ben Scott	6-5	305	Jr.	Honolulu, Hawaii
	51	Justin Evans-Jenkins	6-1	315	RFr.	East Orange, N.J.
RG	63	Noure Nouili	6-4	315	Sr.	Frankfurt, Germany
	59	Henry Lutovsky	6-6	325	So.	Crawfordsville, Iowa
RT	54	Bryce Benhart	6-9	315	Jr.	Lakeville, Minn.
	75	Tyler Knaak	6-6	325	RFr.	Cottonwood Heights, Utah
TE	87	Nate Boerkircher	6-5	245	So.	Aurora, Neb. -OR-
	24	Thomas Fidone II	6-6	250	So.	Council Bluffs, Iowa
SLOT	1	Billy Kemp IV	5-9	180	Sr.	Richmond, Va.
	11	Joshua Fleeks	6-0	205	Sr.	Dallas, Texas
WR	84	Alex Bullock	6-2	205	So.	Omaha, Neb.
	15	Malachi Coleman	6-4	190	Fr.	Lincoln, Neb. -OR-
	19	Jaylen Lloyd	5-10	160	Fr.	Omaha, Neb.
WR	13	Marcus Washington	6-2	190	Sr.	St. Louis, Mo.
	17	Ty Hahn	6-2	200	So.	Johnson, Neb.
QB	7	Jeff Sims	6-4	220	Jr.	Jacksonville, Fla. -OR-
	10	Heinrich Haarberg	6-5	215	So.	Kearney, Neb.
	12	Chubba Purdy	6-2	210	So.	Queen Creek, Ariz.
RB	23	Anthony Grant	5-11	205	Sr.	Buford, Ga.
	21	Emmett Johnson	5-11	190	RFr.	Minneapolis, Minn.
FB	16	Janiran Bonner	6-2	220	RFr.	Ellenwood, Ga. -OR-
	34	Barret Liebentritt	6-0	235	So.	Omaha, Neb.

**DEFENSIVE DEPTH CHART**

DE	9	Ty Robinson	6-6	310	Jr.	Gilbert, Arizona
	10	Jimari Butler	6-4	245	So.	Mobile, Ala.
DT	0	Nash Hutmacher	6-4	330	Jr.	Oacoma, S.D.
	88	Ru'Quan Buckley	6-5	295	So.	Wyoming, Mich.
DE	97	Blaise Gunnerson	6-6	265	So.	Carroll, Iowa -OR-
	11	Cameron Lenhardt	6-3	250	Fr.	Staten Island, N.Y.
LB	4	Luke Reimer	6-1	225	Sr.	Ashland, Kan.
	33	Javin Wright	6-5	215	Jr.	Chandler, Ariz.
LB	5	John Bullock	6-0	220	Jr.	Omaha, Neb. -OR-
	3	Nick Henrich	6-3	235	Jr.	Omaha, Neb.
JACK	42	Mikai Gbayer	6-2	230	So.	Irvington, N.J. -OR-
	14	Chief Borders	6-4	245	So.	Chicago, Ill. -OR-
	48	MJ Sherman	6-3	250	Jr.	Baltimore, Md.
CB	6	Quinton Newsome	6-1	185	Sr.	Suwanee, Ga.
	31	Tommi Hill	6-0	195	Jr.	Orlando, Fla.
ROV	2	Isaac Gifford	6-1	205	Jr.	Lincoln, Neb.
	37	Phalen Sanford	5-11	195	Sr.	Benkelman, Neb.
S	12	Omar Brown	6-1	200	Sr.	Minneapolis, Minn.
	26	Koby Bretz	6-2	215	So.	Omaha, Neb.
S	8	DeShon Singleton	6-3	205	Jr.	Amite, La.
	23	Corey Collier Jr.	6-1	190	So.	Miami, Fla.
CB	13	Malcolm Hartzog	5-9	175	So.	Silver Creek, Miss.
	15	Tamon Lynum	6-2	185	So.	Orlando, Fla.

**SPECIAL TEAMS DEPTH CHART**

PK	30	Tristan Alvano	6-1	200	Fr.	Omaha, Neb. -OR-
	38	Timmy Bleekrode	5-8	190	Jr.	Atlanta, Ga.
P	18	Brian Buschini	6-1	225	Jr.	Helena, Mont.
	38	Timmy Bleekrode	5-8	190	Jr.	Atlanta, Ga.
KO	18	Brian Buschini	6-1	225	Jr.	Helena, Mont. -OR-
	30	Tristan Alvano	6-1	200	Fr.	Omaha, Neb.
H	18	Brian Buschini	6-1	225	Jr.	Helena, Mont.
LS	45	Marco Ortiz	6-4	245	Sr.	Richmond, Va.
	96	Camden Witucki	6-2	255	So.	Grand Blanc, Mich.
KR	21	Emmett Johnson	5-11	190	RFr.	Minneapolis, Minn.
PR	TBD					
	1	Billy Kemp IV	5-9	180	Sr.	Richmond, Va.

# 2023 NEBRASKA GAME-BY-GAME STARTERS

## OFFENSIVE STARTING LINEUPS

OPPONENT	WR	WR	WR	TE	RT	RG	C	LG	LT	QB	RB	PK
Minnesota	Fidone*	Lindenmeyer*	Evans-Jenkins*	Boerkircher	Benhart	Nouili	Scott	Piper	Corcoran	Sims	Ervin	Alvano
Colorado	Fidone^	Washington	Bullock	Boerkircher	Benhart	Nouili	Scott	Piper	Corcoran	Sims	Ervin	Alvano
Northern Ill.	Bonner+	Washington	Bullock	Kemp IV+	Benhart	Nouili	Scott	Piper	Corcoran	Haarberg	R. Johnson	Alvano
La. Tech												
Michigan												
Illinois												
Northwestern												
Purdue												
Michigan St.												
Maryland												
Wisconsin												
Iowa												

\*NU opened with 3 tight ends & 6 offensive linemen; ^NU opened with 2 tight ends; NU opened with a fullback

## DEFENSIVE STARTING LINEUPS

OPPONENT	DE	DT	DE	LB	LB	JACK/LB	CB	ROV	S	S	CB	P
Minnesota	Gunnerson	Hutmacher	Robinson	Reimer	Bullock	Lenhardt*	Newsome	Gifford	Brown	Singleton	Hartzog	Buschini
Colorado	Gunnerson	Hutmacher	Lenhardt	Reimer	Bullock	Gbayor	Newsome	Gifford	Brown	Singleton	Hartzog	Buschini
Northern Ill.	Lenhardt	Hutmacher	Robinson	Reimer	Bullock	Gbayor	Newsome	Gifford	Brown	Singleton	Hartzog	Buschini
La. Tech												
Michigan												
Illinois												
Northwestern												
Purdue												
Michigan St.												
Maryland												
Wisconsin												
Iowa												

\*Nebraska opened with 4 defensive linemen

## 2023 NEBRASKA PLAYER PARTICIPATION

PLAYER, POS.	GP	GS	PLAYER, POS.	GP	GS	PLAYER, POS.	GP	GS
Tristan Alvano, PK	3	3	Mikai Gbayor, LB	3	2	Henry Lutovsky, OL	3	0
Jake Appleget, TE	1	0	Isaac Gifford, DB	3	3	Tamon Lynam, DB	3	0
Bryce Benhart, OL	3	3	John Goodwin, TE	1	0	Ethan Nation, DB	1	0
Nate Boerkircher, TE	3	2	Anthony Grant, RB	2	0	Quinton Newsome, DB	3	3
Janiran Bonner, FB	3	1	Blaise Gunnerson, DL	3	2	Noure Nouili, OL	3	3
Michael Booker III, LB	2	0	Heinrich Haarberg, QB	3	1	Marco Ortiz, LS	3	0
Chief Borders, LB	3	0	Ty Hahn, WR	3	0	Ethan Piper, OL	3	3
Dwight Bootle II, DB	2	0	Malcolm Hartzog, DB	3	3	Teddy Prochazka, OL	1	0
Derek Branch, DB	1	0	Ashton Hausmann, DB	3	0	Chubba Purdy, QB	2	0
Koby Bretz, DB	2	0	Nick Henrich, LB	2	0	Luke Reimer, LB	3	3
Elliott Brown, WR	1	0	Jacob Herbek, DL	3	0	Ty Robinson, DL	3	2
Omar Brown, DB	3	3	Tommi Hill, DB	3	0	AJ Rollins, DL	1	0
Ru'Quan Buckley, DL	2	0	Nash Hutmacher, DL	3	3	Phalen Sanford, DB	3	0
Alex Bullock, WR	3	2	Elijah Jeudy, DL	3	0	Ben Scott, OL	3	3
John Bullock, LB	3	3	Emmett Johnson, RB	3	0	MJ Sherman, LB	3	0
Brian Buschini, P	3	3	Rahmir Johnson, RB	3	1	Jeff Sims, QB	2	2
Jimari Butler, LB	2	0	Billy Kemp IV, WR	3	1	DeShon Singleton, DB	3	3
Malachi Coleman, WR	3	0	Braden Klover, FB	1	0	Garrett Snodgrass, LB	3	0
Corey Collier Jr., DB	2	0	Tyler Knaak, OL	1	0	Grant Tagge, LB	3	0
Turner Corcoran, OL	3	3	Sua Lefotu, DL	1	0	Taveon Thompson, WR	1	0
Gabe Ervin Jr., RB	3	2	Cameron Lenhardt, DL	3	3	Princewill Umanmielen, DL	3	0
Justin Evans-Jenkins, OL	3	1	Barret Liebentritt, FB	3	0	Riley Van Poppel, DL	2	0
Joshua Fleeks, WR	2	0	Luke Lindenmeyer, TE	3	1	Kai Wallin, DL	3	0
Thomas Fidone II, TE	3	2	Jaylen Lloyd, WR	1	0	Marcus Washington, WR	3	2
Isaiah Garcia-Castaneda, WR	1	0	Trevin Luben, RB	1	0	Javin Wright, LB	3	0



**TRISTAN ALVANO #30**

6-1 | 200 | FR. | PK  
OMAHA, NEB.

**CAREER NOTES**

- Set Nebraska all-class records for field goals in a game (5 in 2022 state championship game) and in a season (16 in 2022)
- Made 27 field goals in his career, a Nebraska Class A state record
- Made five field goals in the 2022 state final, including a game-winning walk-off 50-yard field

**SEASON HIGHLIGHTS**

- Started his debut at Minnesota and connected on a 27-yard field goal and his lone PAT
- Also kicked off twice, both of which resulted in Minnesota starting drives inside the 20-yard line
- Missed a 45-yard field goal off the upright at Colorado but connected on two extra points and had a touchback on his lone kickoff
- Made all five PATs against Northern Illinois and had one touchback on three kickoffs

**GAME-BY-GAME**

OPPONENT	XP-ATT	FG-ATT	LG	BK	PTS
@ Minnesota	1-1	1-1	27	0	4
@ Colorado	2-2	0-1	-	0	2
Northern Illinois	5-5	0-0	-	0	5
Louisiana Tech					
Michigan					
@ Illinois					
Northwestern					
Purdue					
@ Michigan St.					
Maryland					
@ Wisconsin					
Iowa					

**CAREER STATS**

YEAR	G/S	PAT	FG	PCT.	PTS	LG
2023	3/3	8-8	1-2	.500	11	27

KICKOFFS: 6 att., 2 touchbacks

**CAREER HIGHS**

Field Goal Attempts	1 at Minnesota (2023)
Field Goals Made	1 at Minnesota (2023)
Long Field Goal	27 at Minnesota (2023)
Points	5 vs. Northern Illinois (2023)
PATs	1 at Minnesota (2023)



**BRYCE BENHART #54**

6-9 | 315 | JR. | OL  
LAKEVILLE, MINN.

**CAREER HONORS**

- Big Ten Distinguished Scholar (2022)
- 3-Time Academic All-Big Ten
- 8-Time Nebraska Scholar-Athlete Honor Roll

**2023 WATCH LIST**

- Senior Bowl

**PERSONAL NOTES**

- Earned his degree in criminal justice

**CAREER NOTES**

- Was the 12th true freshman offensive lineman to play in a game in Nebraska history
- Has made 32 career starts at right tackle, the fourth-most starts at right tackle in program history

**SEASON HIGHLIGHTS**

- Has started every game at right tackle
- Made his 30th career start at right tackle at Minnesota, the fourth Husker to start 30 games at right tackle

**CAREER STATS**

- **Games:** 38  
(3 in 2019; 8 in 2020; 12 in 2021; 12 in 2022, 3 in 2023)
- **Starts:** 32  
(8 in 2020; 10 in 2021; 11 in 2022; 3 in 2023)

**STARTS BY A HUSKER RIGHT TACKLE**

RK.	PLAYER (YEARS)	STARTS
1.	Dan Vili Waldrop	39
2.	Eric Anderson	38
3.	Zach Wiegert	37
4.	Bryce Benhart	32



**TIMMY BLEEKRODE #38**

5-8 | 190 | JR. | PK  
ATLANTA, GA.

**CAREER HONORS (2019-21: FCS FURMAN)**

- 2-Time Second-Team All-Southern Conference
- Southern Conference Special Teams Player of the Week (2020)
- 2-Time Southern Conf. Academic Honor Roll

**PERSONAL NOTES**

- Earned his bachelor's degree from Furman and is on track to earn his MBA from Nebraska this December

**CAREER NOTES**

- Graduate transfer from FCS Furman (2019-21) in his second season at Nebraska
- Earned his degree in business administration
- Was the Palladins' starting place-kicker in each of his final two seasons (2020 & 2021)
- Was also Furman's starting punter in 2020 and 2021, averaging 42.9 yards on 91 career punts

**SEASON HIGHLIGHTS**

- Has yet to see game action as Nebraska's No. 2 place-kicker

**GAME-BY-GAME**

OPPONENT	XP-ATT	FG-ATT	LG	BK	PTS
@ Minnesota	-Did Not Play-				
@ Colorado	-Did Not Play-				
Northern Illinois	-Did Not Play-				
Louisiana Tech					
Michigan					
@ Illinois					
Northwestern					
Purdue					
@ Michigan St.					
Maryland					
@ Wisconsin					
Iowa					

**CAREER KICKING STATS**

YEAR	G/S	PAT	FG	PCT.	PTS	LG
2019*^	3/0	1/1	0/0	0.0	1	-
2020^	7/7	16/18	6/7	85.7	34	47
2021^	11/11	30/32	15/18	83.3	75	51
2022	12/12	34/35	9/12	75.0	61	46
2023	0/0	0/0	0/0	0.0	0	-
<b>TOTAL</b>	<b>33/30</b>	<b>81/86</b>	<b>30/37</b>	<b>81.1</b>	<b>171</b>	<b>51</b>

\*Redshirt season; ^at FCS Furman

Note: 2020 season played in the spring of 2021

KICKOFFS: 92 att., 35 touchbacks

PUNTS: 91 att., 42.3 avg, long of 69 yds

**CAREER HIGHS**

Field Goal Attempts	4 twice*
Field Goals Made	4 at Tennessee Tech (2021)*
Long Field Goal	51 at Tennessee Tech (2021)*
Points	14 twice*
PATs	6 four times

\*at FCS Furman



**NATE BOERKIRCHER #87**

6-5 | 245 | SO. | TE  
AURORA, NEB.

**CAREER HONORS**

- 2-Time Academic All-Big Ten
- 5-Time Nebraska Scholar-Athlete Honor Roll

**CAREER NOTES**

- Former walk-on who was placed on scholarship in the spring of 2023

**SEASON HIGHLIGHTS**

- Has started two games this season
- Had a four-yard catch at Minnesota
- Made two receptions at Colorado for a career-high 33 yards

**GAME-BY-GAME**

OPPONENT	REC.	YDS	TD	LONG
@ Minnesota	1	4	0	4
@ Colorado	2	33	0	17
Northern Illinois	0	0	0	-
Louisiana Tech				
Michigan				
@ Illinois				
Northwestern				
Purdue				
@ Michigan St.				
Maryland				
@ Wisconsin				
Iowa				

**CAREER RECEIVING STATS**

YEAR	G/S	REC.	YDS	Y/R	Y/G	TD
2020		Did Not Play				
2021*	3/0	2	14	7.0	4.7	0
2022	12/4	6	52	8.7	4.3	1
2023	3/2	3	37	12.3	12.3	0
<b>TOTAL</b>	<b>18/6</b>	<b>11</b>	<b>103</b>	<b>9.4</b>	<b>5.7</b>	<b>1</b>

\*Redshirt season

**CAREER HIGHS**

Receptions	2 twice
Receiving Yards	33 at Colorado (2023)
Receiving Touchdowns	1 vs. No. Dakota (2022)
Long Reception	19 vs. North Dakota [TD] (2022)



**JANIRAN BONNER #16**

6-2 | 220 | R-FR. | FB  
ELLENWOOD, GA.

**CAREER HONORS**

- Nebraska Scholar-Athlete Honor Roll (Fall 2022)

**CAREER NOTES**

- Switched from tight end to fullback during the 2023 spring season

**SEASON HIGHLIGHTS**

- Has played in every game but does not have a catch or a reception
- Was targeted on one pass at Colorado
- Made his first career start vs. Northern Illinois

**GAME-BY-GAME**

OPPONENT	REC.	YDS	TD	LONG
@ Minnesota	0	0	0	-
@ Colorado	0	0	0	-
Northern Illinois	0	0	0	-
Louisiana Tech				
Michigan				
@ Illinois				
Northwestern				
Purdue				
@ Michigan St.				
Maryland				
@ Wisconsin				
Iowa				

**CAREER RECEIVING STATS**

YEAR	G/S	REC.	YDS	Y/R	Y/G	TD
2022		Redshirt				
2023	3/1	0	0	0.0	0.0	0
<b>TOTAL</b>	<b>3/1</b>	<b>0</b>	<b>0</b>	<b>0.0</b>	<b>0.0</b>	<b>0</b>

\*Redshirt season

RUSHING: 0 att., 0 yds, 0 TDs

**CAREER HIGHS**

Receptions	none
Receiving Yards	none
Receiving Touchdowns	none
Long Reception	none



**CHIEF BORDERS #14**

6-4 | 245 | SO. | LB  
CHICAGO, ILL.

**CAREER HONORS**

- Nebraska Scholar-Athlete Honor Roll (Spring 2023)

**CAREER NOTES**

- First-year transfer from Florida
- Played in 16 games and had two tackles as primarily a special teams player in his two seasons as a Gator (2021-22)

**SEASON HIGHLIGHTS**

- Started his Husker debut at Minnesota to make his first career start
- Made his first two tackles as a Husker against Northern Illinois

**GAME-BY-GAME**

OPPONENT	UT-AT-TT	TFL-YD	SACK-YD
@ Minnesota	0-0-0	0.0-0	0.0-0
@ Colorado	0-0-0	0.0-0	0.0-0
Northern Illinois	1-1-2	0.0-0	0.0-0
Louisiana Tech			
Michigan			
@ Illinois			
Northwestern			
Purdue			
@ Michigan St.			
Maryland			
@ Wisconsin			
Iowa			

**CAREER TACKLE STATS**

YEAR	G/S	UT	AT	TT	TFL-YD	SCK-YD
2021*^	4/0	1	0	1	0.0-0	0.0-0
2022*	12/0	0	2	2	0.0-0	0.0-0
2023	3/1	1	1	2	0.0-0	0.0-0
<b>TOTAL</b>	<b>19/1</b>	<b>2</b>	<b>3</b>	<b>5</b>	<b>0.0-0</b>	<b>0.0-0</b>

\*at Florida; ^Redshirt season

**CAREER MISCELLANEOUS STATS**

YEAR	FF	FR	PBU	INT	QBH	BLK
2021	0	0	0	0	0	0
2022	0	0	0	0	0	0
2023	0	0	0	0	0	0
<b>TOTAL</b>	<b>0</b>	<b>0</b>	<b>0</b>	<b>0</b>	<b>0</b>	<b>0</b>

\*at Florida; ^Redshirt season

**CAREER HIGHS**

Tackles	2 vs. Northern Illinois (2023)
TFLs	none
Sacks	none
Breakups	none

\*at Florida



**OMAR BROWN** #12

6-1 | 200 | SR. | DB  
MINNEAPOLIS, MINN.

**CAREER HONORS (2019-21: FCS UNI)**

- First-Team FCS All-American (2019, Phil Steele)
- Third-Team FCS All-American (2019, AP)
- FCS Defensive Freshman of the Year (2019)
- FCS All-America Sophomore Team (2021)
- First-Team All-Missouri Valley [MVFC] (2019)
- 2-Time Honorable-Mention All-MVFC
- FCS Defensive Player of the Week (2019)
- MVFC Defensive Player of the Week (2019)
- MVFC Freshman of the Week (2019)
- Nebraska Scholar-Athlete Honor Roll (Spring 2022)

**CAREER NOTES**

- Spent three seasons at FCS Northern Iowa (2019-21) and is in his second season at NU
- Started 29 games at UNI, totaling 140 tackles, 9.0 TFLs, 13 breakups and eight interceptions

**CAREER SUPERLATIVES**

- Double-Digit Tackle Games: 1 (at UNI)

**ACTIVE FBS CAREER RANKINGS**

- Interceptions: 5th (9)\*  
\*includes stats from FCS Northern Iowa

**SEASON HIGHLIGHTS**

- Has started every game
- Made his first start as a Husker and 30th career start at Minnesota
- Tied for the team lead with seven tackles and intercepted his first pass as a Husker
- His seven tackles in the opener were two more than he made in 12 games in 2022
- Recorded five solo tackles at Colorado with his first TFL as a Husker and a pass breakup
- Made two tackles against Northern Illinois

**GAME-BY-GAME**

OPPONENT	UT-AT-TT	TFL-YD	PBU	INT
@ Minnesota	5-2-7	0.0-0	0	1
@ Colorado	5-0-5	1.0-1	1	0
Northern Illinois	1-1-2	0.0-0	0	0
Louisiana Tech				
Michigan				
@ Illinois				
Northwestern				
Purdue				
@ Michigan St.				
Maryland				
@ Wisconsin				
Iowa				

CAREER TACKLE STATS						
YEAR	G/S	UT	AT	TT	TFL-YD	SCK-YD
2019*	15/15	46	31	77	4.0-11	0.0-0
2020*	7/7	19	11	30	2.0-7	0.0-0
2021*	7/7	24	9	33	3.0-7	0.0-0
2022	12/0	1	4	5	0.0-0	0.0-0
2023	3/3	11	3	14	1.0-1	0.0-0
<b>TOTAL</b>	<b>44/32</b>	<b>101</b>	<b>58</b>	<b>159</b>	<b>10.0-26</b>	<b>0.0-0</b>

\*at FCS Northern Iowa  
Note: 2020 season played in the spring of 2021

CAREER MISCELLANEOUS STATS						
YEAR	FF	FR	PBU	INT	QBH	BLK
2019*	0	3	5	6	0	0
2020*	0	0	5	1	0	1
2021*	1	0	3	1	0	0
2022	0	0	0	0	0	0
2023	0	0	1	1	0	0
<b>TOTAL</b>	<b>1</b>	<b>3</b>	<b>14</b>	<b>9</b>	<b>0</b>	<b>1</b>

\*at FCS Northern Iowa

CAREER HIGHS	
<b>Tackles</b>	11 at Iowa State (2019)*
<b>TFLs</b>	1.0 10 times
<b>Sacks</b>	none
<b>Breakups</b>	3 at Western Illinois (2020)*
<b>Interceptions</b>	2 at Illinois State (2019)*
<b>Blocked Field Goal</b>	1 at Western Illinois (2020)*

\*at FCS Northern Iowa



**ALEX BULLOCK** #84

6-2 | 205 | SO. | WR  
OMAHA, NEB.

**CAREER HONORS**

- Academic All-Big Ten (2022)
- 3-Time Nebraska Scholar-Athlete Honor Roll

**CAREER NOTES**

- Former walk-on who was placed on scholarship during fall camp

**PERSONAL NOTES**

- His brother John is a Husker linebacker who also went from walk-on to scholarship player
- He and his brother both started at Colorado, marking the first time since 1987 that Nebraska had brothers start the same game on different sides of the ball (1 on offense, 1 on defense)

**SEASON HIGHLIGHTS**

- Has started two games
- Was Nebraska's leading receiver at Minnesota with three catches for 56 yards, the first three catches of his career
- Caught a 34-yard touchdown pass in the third quarter for Nebraska's lone touchdown
- Made his first career start at Colorado and was targeted twice but did not have a catch
- Started and had a 33-yard catch against Northern Illinois

**GAME-BY-GAME**

OPPONENT	REC.	YDS	TD	LONG
@ Minnesota	3	56	1	34
@ Colorado	0	0	0	-
Northern Illinois	1	33	0	33
Louisiana Tech				
Michigan				
@ Illinois				
Northwestern				
Purdue				
@ Michigan St.				
Maryland				
@ Wisconsin				
Iowa				

CAREER RECEIVING STATS						
YEAR	G/S	REC.	YDS	Y/R	Y/G	TD
2021						
			Redshirt			
2022	2/0	0	0	0.0	0.0	0
2023	3/2	4	89	22.3	29.7	1
<b>TOTAL</b>	<b>5/2</b>	<b>4</b>	<b>89</b>	<b>22.3</b>	<b>17.8</b>	<b>1</b>

CAREER HIGHS	
<b>Receptions</b>	3 at Minnesota (2023)
<b>Receiving Yards</b>	56 at Minnesota (2023)
<b>Receiving Touchdowns</b>	1 at Minnesota (2023)
<b>Long Reception</b>	34 at Minnesota [TD] (2023)



**JOHN BULLOCK** #5

6-0 | 220 | JR. | LB  
OMAHA, NEB.

**CAREER HONORS**

- 3-Time Nebraska Scholar-Athlete Honor Roll

**CAREER NOTES**

- Former walk-on who was placed on scholarship in the 2023 spring season

**PERSONAL NOTES**

- His brother Alex is a Husker wide receiver who also went from walk-on to scholarship player
- He and his brother both started at Colorado, marking the first time since 1987 that Nebraska had brothers start the same game on different sides of the ball (1 on offense, 1 on defense)

**SEASON HIGHLIGHTS**

- One of 10 Huskers to earn a single-digit number as one of the team's "toughest" players
- Has started every game
- Made his first career start at Minnesota and had a career-high six tackles with his first career pass breakup
- Had five tackles at Colorado
- Made three tackles against Northern Illinois

**GAME-BY-GAME**

OPPONENT	UT-AT-TT	TFL-YD	SACK-YD
@ Minnesota	3-3-6	0.0-0	0.0-0
@ Colorado	4-1-5	0.0-0	0.0-0
Northern Illinois	2-1-3	0.0-0	0.0-0
Louisiana Tech			
Michigan			
@ Illinois			
Northwestern			
Purdue			
@ Michigan St.			
Maryland			
@ Wisconsin			
Iowa			

**CAREER TACKLE STATS**

YEAR	G/S	UT	AT	TT	TFL-YD	SCK-YD
2019						
						Redshirt
2020						Did Not Play
2021	12/0	2	3	5	0.0-0	0.0-0
2022	10/0	1	0	1	0.0-0	0.0-0
2023	3/3	9	5	14	0.0-0	0.0-0
<b>TOTAL</b>	<b>25/3</b>	<b>12</b>	<b>8</b>	<b>20</b>	<b>0.0-0</b>	<b>0.0-0</b>

**CAREER MISCELLANEOUS STATS**

YEAR	FF	FR	PBU	INT	QBH	BLK
2020	0	0	0	0	0	0
2021	0	0	0	0	0	0
2022	0	0	0	0	0	0
2023	0	0	1	0	1	0
<b>TOTAL</b>	<b>0</b>	<b>0</b>	<b>1</b>	<b>0</b>	<b>1</b>	<b>0</b>

**CAREER HIGHS**

<b>Tackles</b>	6 at Minnesota (2023)
<b>TFLs</b>	none
<b>Sacks</b>	none
<b>Breakups</b>	1 at Minnesota (2023)



**BRIAN BUSCHINI** #18

6-1 | 225 | JR. | P  
HELENA, MONT.

**CAREER HONORS (2020-21: FCS MONTANA)**

- FCS Punter of the Year (2021)
- FCS First-Team All-American (2021)
- First-Team All-Big Sky (2021)
- Nebraska Scholar-Athlete Honor Roll (Spring 2022)

**2023 WATCH LIST**

- Ray Guy Award

**PERSONAL NOTES**

- Married his wife Kellie in 2021
- Is only Nebraska's fourth all-time letterwinner from Montana and the first since 1995
- Switched his jersey number from No. 95 to No. 18 in honor of former Husker Brook Berringer
- Earned his degree in criminal justice

**CAREER NOTES**

- Spent three seasons at Montana (2019-21), where he was the 2021 FCS Punter of the Year
- Ranked 3rd in the FCS in punting average in 2021 with a school-record average of 46.0
- Has placed 34 percent of his career punts inside the opponent's 20-yard line (53 of 156)
- 32 percent of his career punts have covered at least 50 yards (50 of 156)
- His 44.0-yard average in 2022 was the eighth-highest average in Nebraska history

**ACTIVE FBS CAREER RANKINGS**

- Punting Average: 6th (44.7)\*
- \*includes stats from FCS Montana

**SEASON HIGHLIGHTS**

- Placed all three of his punts inside the 20-yard line at Minnesota while averaging 47.7 yards per punt
- Had a 60-yard punt against the Gophers
- Also had one kickoff at Minnesota, which was returned to only the 19-yard line
- Punted four times at Colorado and had a touchback on his lone kickoff
- Averaged 42.8 yards on six punts against Northern Illinois
- Kicked off three times against NIU with two touchbacks

**GAME-BY-GAME**

OPPONENT	NO.	AVG	I20	LONG
@ Minnesota	3	47.7	3	60
@ Colorado	4	35.0	0	46
Northern Illinois	6	42.8	1	48
Louisiana Tech				
Michigan				
@ Illinois				
Northwestern				
Purdue				
@ Michigan St.				
Maryland				
@ Wisconsin				
Iowa				

**CAREER PUNTING STATS**

YEAR	NO.	AVG	LG	TB	I20	50+	BLK
2019*							
							Redshirt
2020*	6	43.3	52	0	5	5	0
2021*	69	46.0	62	4	30	28	0
2022	68	44.0	74	6	14	16	0
2023	13	40.4	60	0	4	1	0
<b>TOTAL</b>	<b>156</b>	<b>44.7</b>	<b>74</b>	<b>10</b>	<b>53</b>	<b>50</b>	<b>0</b>

\*at FCS Montana

Note: 2020 season played in the spring of 2021

KICKOFFS: 97 att., 38 touchbacks

**CAREER HIGHS**

<b>Punts</b>	8 vs. Indiana (2022)
<b>Average</b>	55.5 vs. Minnesota (2022)
<b>Inside 20</b>	4 four times
<b>50-Yard Punts</b>	5 vs. Minnesota (2022)
<b>Long Punt</b>	74 vs. Wisconsin (2022)



**JIMARI BUTLER** #10

6-5 | 245 | SO. | LB  
MOBILE, ALA.

**CAREER HONORS**

- Nebraska Scholar-Athlete Honor Roll (Fall 2022)

**SEASON HIGHLIGHTS**

- Had two solo tackles in his season debut at Colorado, including a 10-yard sack for his first career sack
- Recorded a nine-yard sack vs. Northern Illinois

**GAME-BY-GAME**

OPPONENT	UT-AT-TT	TFL-YD	SACK-YD
@ Minnesota	-Did Not Play-		
@ Colorado	2-0-2	1.0-10	1.0-10
Northern Illinois	1-0-1	1.0-9	1.0-9
Louisiana Tech			
Michigan			
@ Illinois			
Northwestern			
Purdue			
@ Michigan St.			
Maryland			
@ Wisconsin			
Iowa			

**CAREER TACKLE STATS**

YEAR	G/S	UT	AT	TT	TFL-YD	SCK-YD
2020					Did Not Play	
2021*	2/0	0	0	0	0.0-0	0.0-0
2022	12/0	5	4	9	1.5-1	0.0-0
2023	2/0	3	0	3	2.0-19	2.0-19
<b>TOTAL</b>	<b>16/0</b>	<b>8</b>	<b>4</b>	<b>12</b>	<b>3.5-20</b>	<b>2.0-19</b>

\*Redshirt season

**CAREER MISCELLANEOUS STATS**

YEAR	FF	FR	PBU	INT	QBH	BLK
2020	0	0	0	0	0	0
2021*	0	0	0	0	0	0
2022	0	0	1	0	0	0
2023	0	0	0	0	1	0
<b>TOTAL</b>	<b>0</b>	<b>0</b>	<b>1</b>	<b>0</b>	<b>1</b>	<b>0</b>

\*Redshirt season

**CAREER HIGHS**

<b>Tackles</b>	2 three times
<b>TFLs</b>	1.0 three times
<b>Sacks</b>	1.0 twice
<b>Breakups</b>	1 vs. Indiana (2022)



**TURNER CORCORAN** #69

6-6 | 310 | JR. | OL  
LAWRENCE, KAN.

**CAREER HONORS**

- Academic All-Big Ten (2022)
- 4-Time Nebraska Scholar-Athlete Honor Roll

**CAREER NOTES**

- Started the 2020 season finale at Rutgers at left tackle, becoming the first Husker true freshman to ever start a game at left tackle
- Became just the sixth true freshman offensive lineman to start a game in Nebraska history
- Played in three games total in 2020, becoming the 15th true freshman offensive lineman to play in a game in Nebraska history
- Has started 26 consecutive games (21 at left tackle; 5 at right tackle)

**SEASON HIGHLIGHTS**

- Has started every game at left tackle
- Made his 25th consecutive start at Colorado

**CAREER STATS**

- **Games:** 30 (3 in 2020; 12 in 2021; 12 in 2022; 3 in 2023)
- **Starts:** 27 (1 in 2020; 11 in 2021; 12 in 2022; 3 in 2023)



**JUSTIN EVANS-JENKINS** #51

6-1 | 315 | R-FR. | OL  
EAST ORANGE, N.J.

**CAREER HONORS**

- Nebraska Scholar-Athlete Honor Roll (Fall 2022)

**SEASON HIGHLIGHTS**

- Has played in every game
- Made his Husker debut by starting at Minnesota when Nebraska opened with six offensive linemen

**CAREER STATS**

- **Games:** 3 (2 in 2023)
- **Starts:** 1 (1 in 2023)



**GABE ERVIN JR.** #22

6-0 | 220 | SO. | RB  
BUFORD, GA.

**CAREER HONORS**

- Nebraska Scholar-Athlete Honor Roll (Spring 2021)

**CAREER NOTES**

- Started as a true freshman before suffering a season-ending knee injury
- Started the 2021 season opener at Illinois, becoming the first Nebraska true freshman running back to start a season opener in the modern era
- Was just the seventh position player to start a Husker season opener as a true freshman

**SEASON HIGHLIGHTS**

- Has started two games
- Had seven carries for 55 yards at Minnesota while averaging a career-high 7.9 yards per carry with a career-long 27-yard rush
- Set career highs with 17 carries and 74 rushing yards at Colorado
- Had 14 carries for 67 yards and one touchdown against Northern Illinois

**GAME-BY-GAME**

OPPONENT	ATT.	YDS	TD	LONG
@ Minnesota	7	55	0	27
@ Colorado	17	74	0	26
Northern Illinois	14	67	1	14
Louisiana Tech				
Michigan				
@ Illinois				
Northwestern				
Purdue				
@ Michigan St.				
Maryland				
@ Wisconsin				
Iowa				

**CAREER RUSHING STATS**

YEAR	G/S	ATT.	NET	Y/A	Y/G	TD
2021*	4/2	37	124	3.4	31.0	2
2022	8/0	20	94	4.7	11.8	0
2023	3/2	38	196	5.2	65.3	1
<b>TOTAL</b>	<b>15/4</b>	<b>95</b>	<b>414</b>	<b>4.4</b>	<b>27.6</b>	<b>3</b>

\*Redshirt season

**RECEIVING:** 5 rec., 34 yds, 0 TDs

**CAREER HIGHS**

<b>Attempts</b>	17 at Colorado (2023)
<b>Yards</b>	74 at Colorado (2023)
<b>Touchdowns</b>	2 vs. Buffalo (2021)
<b>Long Rush</b>	27 at Minnesota (2023)
<b>Receptions</b>	2 twice
<b>Receiving Yards</b>	20 vs. No. Illinois (2023)
<b>Receiving Touchdowns</b>	none
<b>Long Reception</b>	12 vs. No. Illinois (2023)



**THOMAS FIDONE II #24**

6-6 | 250 | SO. | TE  
COUNCIL BLUFFS, IOWA

**CAREER HONORS**

- Academic All-Big Ten (2022)
- 5-Time Nebraska Scholar-Athlete Honor Roll

**CAREER NOTES**

- Has suffered two major knee injuries which limited his availability in his first two seasons at Nebraska after he was the nation's No. 1 tight end in the 2021 recruiting class

**SEASON HIGHLIGHTS**

- Has started two games
- Is the only Husker who has scored more than one touchdown
- Made his first career start at Minnesota but did not have a catch
- Caught his first two career passes for 13 yards at Colorado, including a four-yard touchdown on the game's final play
- Set career highs with four catches and 42 receiving yards against Northern Illinois
- Had a career-long 20-yard reception against the Huskies to go along with a 16-yard touchdown catch

**GAME-BY-GAME**

OPPONENT	REC.	YDS	TD	LONG
@ Minnesota	0	0	0	-
@ Colorado	2	13	1	9
Northern Illinois	4	42	1	20
Louisiana Tech				
Michigan				
@ Illinois				
Northwestern				
Purdue				
@ Michigan St.				
Maryland				
@ Wisconsin				
Iowa				

**CAREER RECEIVING STATS**

YEAR	G/S	REC.	YDS	Y/R	Y/G	TD
2021*	1/0	0	0	0.0	0.0	0
2022						
2023	3/2	6	55	9.2	18.3	2
<b>TOTAL3</b>	<b>4/2</b>	<b>6</b>	<b>55</b>	<b>9.2</b>	<b>13.8</b>	<b>2</b>

\*Redshirt season

**CAREER HIGHS**

<b>Receptions</b>	4 vs. Northern Illinois (2023)
<b>Receiving Yards</b>	42 vs. No. Illinois (2023)
<b>Receiving Touchdowns</b>	1 twice
<b>Long Reception</b>	20 vs. No. Illinois (2023)



**MIKAI GBAYOR #42**

6-2 | 230 | SO. | LB  
IRVINGTON, N.J.

**CAREER HONORS**

- 3-Time Nebraska Scholar-Athlete Honor Roll

**SEASON HIGHLIGHTS**

- Has started two games
- Made his Husker debut at Minnesota and had a solo tackle on kickoff coverage
- Started at linebacker at Colorado and had a career-high six tackles, including his first career tackle for loss
- Had one tackle and one quarterback hurry against Northern Illinois

**GAME-BY-GAME**

OPPONENT	UT-AT-TT	TFL-YD	SACK-YD
@ Minnesota	1-0-1	0.0-0	0.0-0
@ Colorado	5-1-6	1.0-3	0.0-0
Northern Illinois	1-0-1	0.0-0	0.0-0
Louisiana Tech			
Michigan			
@ Illinois			
Northwestern			
Purdue			
@ Michigan St.			
Maryland			
@ Wisconsin			
Iowa			

**CAREER TACKLE STATS**

YEAR	G/S	UT	AT	TT	TFL-YD	SCK-YD
2021						
2022						
2023	3/2	7	1	8	1.0-3	0.0-0
<b>TOTAL</b>	<b>3/2</b>	<b>7</b>	<b>1</b>	<b>8</b>	<b>1.0-3</b>	<b>0.0-0</b>

**CAREER MISCELLANEOUS STATS**

YEAR	FF	FR	PBU	INT	QBH	BLK
2021						
2022						
2023	0	0	0	0	1	0
<b>TOTAL</b>	<b>0</b>	<b>0</b>	<b>0</b>	<b>0</b>	<b>1</b>	<b>0</b>

**CAREER HIGHS**

<b>Tackles</b>	6 at Colorado (2023)
<b>TFLs</b>	1.0 at Colorado (2023)
<b>Sacks</b>	none
<b>Breakups</b>	none



**ISAAC GIFFORD #2**

6-1 | 205 | JR. | DB  
LINCOLN, NEB.

**CAREER HONORS**

- 2-Time Academic All-Big Ten
- 7-Time Nebraska Scholar-Athlete Honor Roll

**PERSONAL NOTES**

- His brother Luke was a Husker linebacker (2014-18) who currently plays for the Tennessee Titans

**SEASON HIGHLIGHTS**

- One of 10 Huskers to earn a single-digit number as one of the team's "toughest" players
- Has started every game
- Made five tackles at Minnesota with a five-yard TFL and a pass breakup
- Had eight tackles at Colorado, all solo stops
- Recorded three tackles and a pass breakup against Northern Illinois

**GAME-BY-GAME**

OPPONENT	UT-AT-TT	TFL-YD	PBU	INT
@ Minnesota	3-2-5	1.0-5	1	0
@ Colorado	8-0-8	0.0-0	0	0
Northern Illinois	1-2-3	0.0-0	1	0
Louisiana Tech				
Michigan				
@ Illinois				
Northwestern				
Purdue				
@ Michigan St.				
Maryland				
@ Wisconsin				
Iowa				

**CAREER TACKLE STATS**

YEAR	G/S	UT	AT	TT	TFL-YD	SCK-YD
2020	8/0	2	2	4	0.0-0	0.0-0
2021	12/0	4	3	7	0.0-0	0.0-0
2022	12/10	43	27	70	5.0-18	1.0-7
2023	3/3	12	4	16	1.0-5	0.0-0
<b>TOTAL</b>	<b>35/13</b>	<b>61</b>	<b>36</b>	<b>97</b>	<b>6.0-23</b>	<b>1.0-7</b>

**CAREER MISCELLANEOUS STATS**

YEAR	FF	FR	PBU	INT	QBH	BLK
2020	0	0	0	0	0	0
2021	0	0	1	0	0	0
2022	0	0	3	0	2	0
2023	0	0	2	0	0	0
<b>TOTAL</b>	<b>0</b>	<b>0</b>	<b>6</b>	<b>0</b>	<b>2</b>	<b>0</b>

**CAREER HIGHS**

<b>Tackles</b>	11 vs. Georgia Southern (2022)
<b>TFLs</b>	2.0 vs. Indiana (2022)
<b>Sacks</b>	none
<b>Breakups</b>	1 six times





**ANTHONY GRANT** #23

5-11 | 205 | SR. | RB  
BUFORD, GA.

**CAREER HONORS**

- Honorable-Mention All-Big Ten (2022)
- B1G Co-Offensive Player of the Week (9/5/22)
- Nebraska Scholar-Athlete Honor Roll (Spring 2022)

**2023 WATCH LIST**

- Senior Bowl

**CAREER SUPERLATIVES**

- 100-Yard Rushing Games: 5
- Games with Multiple Rushing Touchdowns: 2

**CAREER NOTES**

- Began his career at Florida State (2018-19) before playing at New Mexico Military Institute (2020-21)

**SEASON HIGHLIGHTS**

- Led Nebraska's running backs with nine carries at Minnesota while rushing for 27 yards
- Had seven carries for 46 yards with an 11-yard touchdown run against Northern Illinois

**GAME-BY-GAME**

OPPONENT	ATT.	YDS	TD	LONG
@ Minnesota	9	27	0	9
@ Colorado	-Did Not Play-			
Northern Illinois	7	46	1	11
Louisiana Tech				
Michigan				
@ Illinois				
Northwestern				
Purdue				
@ Michigan St.				
Maryland				
@ Wisconsin				
Iowa				

**CAREER RUSHING STATS**

YEAR	G/S	ATT.	NET	Y/A	Y/G	TD
2018*	12/0	5	0	0.0	0.0	0
2019*	Redshirt					
2020	New Mexico Military Institute					
2021	New Mexico Military Institute					
2022	12/12	218	915	4.2	76.3	6
2023	2/0	16	73	4.6	36.5	1
<b>TOTAL</b>	<b>26/12</b>	<b>239</b>	<b>988</b>	<b>4.1</b>	<b>38.0</b>	<b>7</b>

\*at Florida State

RECEIVING: 19 rec., 113 yd, 0 TDs

KICKOFF RETURNS: 14 ret., 294 yds, 0 TDs

**CAREER HIGHS**

<b>Rushing Attempts</b>	32 vs. Indiana (2022)
<b>Rushing Yards</b>	189 vs. North Dakota (2022)
<b>Rushing Touchdowns</b>	2 twice
<b>Long Rush</b>	46 twice (both TDs)
<b>Receptions</b>	6 at Rutgers (2022)
<b>Receiving Yards</b>	34 at Rutgers (2022)
<b>Receiving Touchdowns</b>	none
<b>Long Reception</b>	16 vs. Northwestern (2022)
<b>Kickoff Returns</b>	4 vs. Samford (2018)*
<b>Kickoff Return Yards</b>	101 vs. Samford (2018)*
<b>Long Kickoff Return</b>	30 vs. Wake Forest (2018)*

\*at Florida State



**BLAISE GUNNERSON** #97

6-6 | 265 | SO. | DL  
CARROLL, IOWA

**CAREER HONORS**

- Academic All-Big Ten (2021)
- 6-Time Nebraska Scholar-Athlete Honor Roll

**PERSONAL NOTES**

- Earned his degree in supply chain management

**SEASON HIGHLIGHTS**

- Has started two games
- Made his first career start at Minnesota and recorded a career-high four tackles, including a career-high 1.0 tackle for loss
- Picked up his first career sack in the fourth quarter
- Had his first career quarterback hurry at Colorado

**GAME-BY-GAME**

OPPONENT	UT-AT-TT	TFL-YD	SACK-YD
@ Minnesota	2-2-4	1.0-1	1.0-1
@ Colorado	0-0-0	0.0-0	0.0-0
Northern Illinois	0-0-0	0.0-0	0.0-0
Louisiana Tech			
Michigan			
@ Illinois			
Northwestern			
Purdue			
@ Michigan St.			
Maryland			
@ Wisconsin			
Iowa			

**CAREER TACKLE STATS**

YEAR	G/S	UT	AT	TT	TFL-YD	SCK-YD
2020	Did Not Play					
2021*	3/0	0	3	3	0.5-2	0.0-0
2022	12/0	1	4	5	0.0-0	0.0-0
2023	3/2	2	2	4	1.0-1	1.0-1
<b>TOTAL</b>	<b>18/2</b>	<b>3</b>	<b>9</b>	<b>12</b>	<b>1.5-3</b>	<b>1.0-1</b>

\*redshirt season

**CAREER MISCELLANEOUS STATS**

YEAR	FF	FR	PBU	INT	QBH	BLK
2020*	0	0	0	0	0	0
2021	0	0	0	0	0	0
2022	0	0	0	0	0	0
2023	0	0	0	0	1	0
<b>TOTAL</b>	<b>0</b>	<b>0</b>	<b>0</b>	<b>0</b>	<b>1</b>	<b>0</b>

\*redshirt season

**CAREER HIGHS**

<b>Tackles</b>	4 at Minnesota (2023)
<b>TFLs</b>	1.0 at Minnesota (2023)
<b>Sacks</b>	1.0 at Minnesota (2023)
<b>Breakups</b>	none



## HEINRICH HAABERG #10

6-5 | 215 | SO. | QB  
KEARNEY, NEB.

### CAREER HONORS

- Academic All-Big Ten (2022)
- 4-Time Nebraska Scholar-Athlete Honor Roll

### PERSONAL NOTES

- His father, Rod, was a walk-on fullback at Nebraska in the early 1990s

### SEASON HIGHLIGHTS

- Has played in every game, including taking snaps at quarterback the past two games
- Made his Husker debut at Minnesota, but not at quarterback
- Caught a 10-yard pass in the second quarter to pick up a first down on a third-down conversion
- Led Nebraska's final two-and-a-half drives at quarterback at Colorado after Jeff Sims was injured, including a 57-yard touchdown drive
- Completed 2-of-6 passes for 13 yards and one touchdown while rushing twice for 17 yards
- Made his first start against Northern Illinois and accounted for 256 yards of total offense and three touchdowns
- Threw for 158 yards and two scores and rushed for 98 yards and one touchdown

### CAREER PASSING STATS

YEAR	G/S	CMP-ATT	PCT	YDS	TD	INT
2021						Redshirt
2022						Did Not Play
2023	3/1	16-30	53.3	171	3	0
<b>TOTAL</b>	<b>3/1</b>	<b>16-30</b>	<b>53.3</b>	<b>171</b>	<b>3</b>	<b>0</b>

RECEIVING: 1 rec., 10 yds, 0 TDs

TOTAL OFFENSE: 53 att., 286 yds, 4 TDs

### CAREER RUSHING STATS

YEAR	G/S	ATT.	NET	Y/A	Y/G	TD
2021						Redshirt
2022						Did Not Play
2023	3/1	23	115	5.0	38.3	1
<b>TOTAL</b>	<b>3/1</b>	<b>23</b>	<b>115</b>	<b>5.0</b>	<b>38.3</b>	<b>1</b>

### CAREER PASSING HIGHS

<b>Attempts</b>	24 vs. Northern Illinois (2023)
<b>Completions</b>	14 vs. Northern Illinois (2023)
<b>Yards</b>	158 vs. Northern Illinois (2023)
<b>Touchdowns</b>	2 vs. Northern Illinois (2023)
<b>Long Pass</b>	33 vs. Northern Illinois (2023)

### CAREER RUSHING HIGHS

<b>Attempts</b>	21 vs. Northern Illinois (2023)
<b>Yards</b>	98 vs. Northern Illinois (2023)
<b>Touchdowns</b>	1 vs. Northern Illinois (2023)
<b>Long Rush</b>	20 [TD] vs. No. Illinois (2023)

### CAREER TOTAL OFFENSE HIGHS

<b>Attempts</b>	45 vs. Northern Illinois (2023)
<b>Yards</b>	256 vs. Northern Illinois (2023)
<b>Total Touchdowns</b>	3 vs. No. Illinois (2023)



## MALCOLM HARTZOG #13

5-9 | 175 | SO. | DB  
SILVER CREEK, MISS.

### CAREER HONORS

- B1G Freshman of the Week (10/3/22)
- 2-Time Nebraska Scholar-Athlete Honor Roll

### CAREER NOTES

- Started eight games as a true freshman in 2022, becoming NU's first true freshman starter at cornerback since 2016

### PERSONAL NOTES

- Was the first Mississippi native to sign with Nebraska out of high school since Brandon Jackson in 2004

### SEASON HIGHLIGHTS

- Has started every game
- Made four tackles at Minnesota with one TFL and a pass breakup, tying his career high in TFLs and breakups and his then-career-high in tackles
- Totaled a career-high six tackles at Colorado
- Recorded four tackles against Northern Illinois

### GAME-BY-GAME

OPPONENT	UT-AT-TT	TFL-YD	PBU	INT
@ Minnesota	3-1-4	1.0-2	1	0
@ Colorado	5-1-6	0.0-0	0	0
Northern Illinois	2-2-4	0.0-0	0	0
Louisiana Tech				
Michigan				
@ Illinois				
Northwestern				
Purdue				
@ Michigan St.				
Maryland				
@ Wisconsin				
Iowa				

### CAREER TACKLE STATS

YEAR	G/S	UT	AT	TT	TFL-YD	SCK-YD
2022	12/8	12	10	22	1.0-2	0.0-0
2023	3/3	10	4	14	1.0-2	0.0-0
<b>TOTAL</b>	<b>15/11</b>	<b>22</b>	<b>14</b>	<b>36</b>	<b>2.0-4</b>	<b>0.0-0</b>

### CAREER MISCELLANEOUS STATS

YEAR	FF	FR	PBU	INT	QBH	BLK
2022	0	0	2	3	0	0
2023	0	0	1	0	0	0
<b>TOTAL</b>	<b>0</b>	<b>0</b>	<b>3</b>	<b>3</b>	<b>0</b>	<b>0</b>

### CAREER HIGHS

<b>Tackles</b>	6 at Colorado (2023)
<b>TFLs</b>	1.0 twice
<b>Sacks</b>	none
<b>Breakups</b>	1 three times
<b>Interceptions</b>	1 three times
<b>Punt Return TD</b>	1 vs. Indiana [blocked] (2022)



## NICK HENRICH #3

6-3 | 235 | JR. | LB  
OMAHA, NEB.

### CAREER HONORS

- Team Captain (2022)
- 2-Time Academic All-Big Ten
- 7-Time Nebraska Scholar-Athlete Honor Roll

### CAREER NOTES

- Earned his degree in psychology
- Is returning from a season-ending injury in 2022 suffered at Purdue

### CAREER SUPERLATIVES

- Double-Digit Tackle Games: 4

### SEASON HIGHLIGHTS

- One of 10 Huskers to earn a single-digit number as one of the team's "toughest" players
- Missed the opener at Minnesota due to injury
- Returned at Colorado and had three tackles, including a career-high 2.0 sacks
- Made two tackles against Northern Illinois

### GAME-BY-GAME

OPPONENT	UT-AT-TT	TFL-YD	SACK-YD
@ Minnesota	-	Did Not Play-	
@ Colorado	3-0-3	2.0-15	2.0-15
Northern Illinois	1-1-2	0.0-0	0.0-0
Louisiana Tech			
Michigan			
@ Illinois			
Northwestern			
Purdue			
@ Michigan St.			
Maryland			
@ Wisconsin			
Iowa			

### CAREER TACKLE STATS

YEAR	G/S	UT	AT	TT	TFL-YD	SCK-YD
2019*	1/0	0	0	0	0.0-0	0.0-0
2020	7/1	8	19	27	0.5-1	0.0-0
2021	12/12	39	60	99	3.5-8	0.5-3
2022	5/5	15	22	37	2.0-2	0.0-0
2023	2/0	4	1	5	2.0-15	2.0-15
<b>TOTAL</b>	<b>27/18</b>	<b>66</b>	<b>102</b>	<b>168</b>	<b>8.0-26</b>	<b>2.5-18</b>

\*redshirt season

### CAREER MISCELLANEOUS STATS

YEAR	FF	FR	PBU	INT	QBH	BLK
2019*	0	0	0	0	0	0
2020	0	0	0	0	2	0
2021	0	0	0	0	3	0
2022	0	0	0	0	1	0
2023	0	0	0	0	0	0
<b>TOTAL</b>	<b>0</b>	<b>0</b>	<b>0</b>	<b>0</b>	<b>6</b>	<b>0</b>

\*redshirt season

### CAREER HIGHS

<b>Tackles</b>	15 vs. Michigan (2021)
<b>TFLs</b>	2.0 at Colorado (2023)
<b>Sacks</b>	2.0 at Colorado (2023)
<b>Breakups</b>	none



**TOMMI HILL** #31

6-0 | 195 | JR. | DB  
ORLANDO, FLA.

**CAREER HONORS**

- Nebraska Scholar-Athlete Honor Roll (Spring 2023)

**CAREER NOTES**

- Spent his freshman year (2021) at Arizona State
- Started the first five games of Nebraska's 2022 season at cornerback before switching to wide receiver
- Switched back to defensive back in the spring

**SEASON HIGHLIGHTS**

- Saw action on defense and offense at Minnesota, making three tackles
- Had one tackle at Colorado
- Recorded one tackle and one pass breakup against Northern Illinois and had one carry and one target on a deep pass

**GAME-BY-GAME**

OPPONENT	UT-AT-TT	TFL-YD	PBU	INT
@ Minnesota	2-1-3	0.0-0	0	0
@ Colorado	1-0-1	0.0-0	0	0
Northern Illinois	0-1-1	0.0-0	1	0
Louisiana Tech				
Michigan				
@ Illinois				
Northwestern				
Purdue				
@ Michigan St.				
Maryland				
@ Wisconsin				
Iowa				

**CAREER TACKLE STATS**

YEAR	G/S	UT	AT	TT	TFL-YD	SCK-YD
2021*	11/0	7	2	9	0.0-0	0.0-0
2022	11/5	10	7	17	0.0-0	0.0-0
2023	3/0	3	2	5	0.0-0	0.0-0
<b>TOTAL</b>	<b>25/5</b>	<b>20</b>	<b>11</b>	<b>31</b>	<b>0.0-0</b>	<b>0.0-0</b>

\*redshirt season

Note: Played WR in final 6 games of 2022

KICKOFF RETURNS: 16 att., 300 yds, 0 TD

**CAREER MISCELLANEOUS STATS**

YEAR	FF	FR	PBU	INT	QBH	BLK
2021*	0	0	0	0	0	0
2022	0	0	4	0	0	0
2023	0	0	1	0	0	0
<b>TOTAL</b>	<b>0</b>	<b>0</b>	<b>5</b>	<b>0</b>	<b>0</b>	<b>0</b>

\*redshirt season

Note: Played WR in final 6 games of 2022

**CAREER HIGHS**

<b>Tackles</b>	8 vs. Georgia Southern (2022)
<b>TFLs</b>	none
<b>Sacks</b>	none
<b>Breakups</b>	2 vs. Georgia Southern (2022)
<b>Kickoff Returns</b>	4 at Purdue (2022)
<b>Kickoff Return Yards</b>	91 at Purdue (2022)
<b>Kickoff Return Touchdowns</b>	none
<b>Long Kickoff Return</b>	32 at Purdue (2022)



**NASH HUTMACHER** #0

6-4 | 330 | JR. | DL  
OACOMA, S.D.

**CAREER HONORS**

- 2-Time Academic All-Big Ten (2021)
- 6-Time Nebraska Scholar-Athlete Honor Roll

**CAREER NOTES**

- Was a four-time state champion wrestler with a 166-0 record at Chamberlain High School
- Won each of his final 73 matches by pin, the second-longest pin streak in the history of high school wrestling
- Won two national titles as a high school wrestler

**SEASON HIGHLIGHTS**

- One of 10 Huskers to earn a single-digit number as one of the team's "toughest" players
- Has started every game
- Recorded four tackles with his first career sack at Minnesota
- Set career highs with six tackles and 2.5 tackles for loss against Northern Illinois

**GAME-BY-GAME**

OPPONENT	UT-AT-TT	TFL-YD	SACK-YD
@ Minnesota	1-3-4	1.0-8	1.0-8
@ Colorado	0-0-0	0.0-0	0.0-0
Northern Illinois	3-3-6	2.5-8	0.5-5
Louisiana Tech			
Michigan			
@ Illinois			
Northwestern			
Purdue			
@ Michigan St.			
Maryland			
@ Wisconsin			
Iowa			

**CAREER TACKLE STATS**

YEAR	G/S	UT	AT	TT	TFL-YD	SCK-YD
2020*	1/0	0	0	0	0.0-0	0.0-0
2021	11/0	0	0	0	0.0-0	0.0-0
2022	12/2	5	10	15	0.5-1	0.0-0
2023	3/3	4	6	10	3.5-16	1.5-13
<b>TOTAL</b>	<b>27/5</b>	<b>9</b>	<b>16</b>	<b>25</b>	<b>4.0-17</b>	<b>1.5-13</b>

\*redshirt season

**CAREER MISCELLANEOUS STATS**

YEAR	FF	FR	PBU	INT	QBH	BLK
2020*	0	0	0	0	0	0
2021	0	0	0	0	0	0
2022	0	0	0	0	0	0
2023	0	0	0	0	1	0
<b>TOTAL</b>	<b>0</b>	<b>0</b>	<b>0</b>	<b>0</b>	<b>1</b>	<b>0</b>

\*redshirt season

**CAREER HIGHS**

<b>Tackles</b>	6 vs. Northern Illinois (2023)
<b>TFLs</b>	2.5 vs. Northern Illinois (2023)
<b>Sacks</b>	1.0 at Minnesota (2023)
<b>Breakups</b>	none



**EMMETT JOHNSON** #21

5-11 | 190 | R-FR. | RB  
MINNEAPOLIS, MINN.

**CAREER HONORS**

- 2-Time Nebraska Scholar-Athlete Honor Roll

**SEASON HIGHLIGHTS**

- Has lined up at kick returner in every game
- Returned one kickoff for 15 yards at Minnesota

**RUSHING GAME-BY-GAME**

OPPONENT	ATT.	YDS	TD	LONG
@ Minnesota	0	0	0	-
Colorado	0	0	0	-
Northern Illinois	0	0	0	-
Louisiana Tech				
Michigan				
@ Illinois				
Northwestern				
Purdue				
@ Michigan St.				
Maryland				
@ Wisconsin				
Iowa				

**CAREER RUSHING STATS**

YEAR	G/S	ATT.	NET	Y/A	Y/G	TD
2022*	4/0	0	0	0.0	0.0	0
2023	3/0	0	0	0.0	0.0	0
<b>TOTAL</b>	<b>7/0</b>	<b>0</b>	<b>0</b>	<b>0.0</b>	<b>0.0</b>	<b>0</b>

\*redshirt season

KICKOFF RETURNS: 1 ret., 15 yds, 0 TDs

**CAREER HIGHS**

<b>Rushing Attempts</b>	none
<b>Rushing Yards</b>	none
<b>Rushing TDs</b>	none
<b>Long Rush</b>	none
<b>Kickoff Returns</b>	1 at Minnesota (2023)
<b>Kickoff Return Yards</b>	15 at Minnesota (2023)
<b>Kickoff Return Touchdowns</b>	none
<b>Long Kickoff Return</b>	15 at Minnesota (2023)



**RAHMIR JOHNSON** #14

5-10 | 185 | JR. | RB  
HARLEM (NYC), N.Y.

**CAREER HONORS**

- 2-Time Nebraska Scholar-Athlete Honor Roll

**CAREER SUPERLATIVES**

- Games with Multiple Rushing Touchdowns: 2
- 100-Yard Receiving Games: 1

**SEASON HIGHLIGHTS**

- Saw action at running back and kick returner at Minnesota and had a 63-yard kickoff return to open the second half
- The return was Nebraska's longest kickoff return since 2017
- Carried 11 times for 66 yards at Colorado with a career-long 44-yard rush
- Added a three-yard reception and a 23-yard kickoff return
- Started against Northern Illinois and had one kickoff return for 16 yards

**RUSHING GAME-BY-GAME**

OPPONENT	ATT.	YDS	TD	LONG
@ Minnesota	1	-1	0	-1
@ Colorado	11	66	0	44
Northern Illinois	0	0	0	-
Louisiana Tech				
Michigan				
@ Illinois				
Northwestern				
Purdue				
@ Michigan St.				
Maryland				
@ Wisconsin				
Iowa				

**CAREER RUSHING STATS**

YEAR	G/S	ATT.	NET	Y/A	Y/G	TD
2019*	4/0	21	64	3.0	16.3	1
2020	6/0	8	30	3.8	5.0	1
2021	10/7	112	495	4.4	49.5	4
2022	10/0	19	85	4.5	8.5	0
2023	3/1	12	65	5.4	21.7	0
<b>TOTAL</b>	<b>33/8</b>	<b>172</b>	<b>739</b>	<b>4.3</b>	<b>22.4</b>	<b>6</b>

\*redshirt season

**KICKOFF RETURNS:** 9 ret., 194 yds, 0 TD

**CAREER RECEIVING STATS**

YEAR	G/S	REC.	YDS	Y/R	Y/G	TD
2019*	4/0	1	12	12.0	3.0	0
2020	6/0	6	33	5.5	5.5	0
2021	10/7	16	197	12.3	19.7	2
2022	10/0	1	7	7.0	0.8	0
2023	3/1	3	9	3.0	3.0	0
<b>TOTAL</b>	<b>33/8</b>	<b>27</b>	<b>258</b>	<b>9.6</b>	<b>7.8</b>	<b>2</b>

\*redshirt season

**CAREER HIGHS**

<b>Rushing Attempts</b>	19 at Michigan St. (2021)
<b>Rushing Yards</b>	83 at Minnesota (2021)
<b>Rushing TDs</b>	2 twice
<b>Long Rush</b>	44 at Colorado (2023)
<b>Receptions</b>	6 vs. Michigan (2021)
<b>Receiving Yards</b>	105 vs. Michigan (2021)
<b>Receiving Touchdowns</b>	1 twice
<b>Long Reception</b>	43 vs. Michigan (2021)
<b>Kickoff Returns</b>	3 at Ohio St. (2020)
<b>Kickoff Return Yards</b>	63 at Minnesota (2023)
<b>Long Kickoff Return</b>	63 at Minnesota (2023)



**BILLY KEMP IV** #1

5-9 | 180 | SR. | WR  
RICHMOND, VA.

**CAREER HONORS**

- Third-Team All-ACC (2021 at Virginia)
- Honorable-Mention All-ACC (2020 at Virginia)
- Nebraska Scholar-Athlete Honor Roll (Spring 2023)

**ACTIVE FBS CAREER RANKINGS**

- Receptions: 6th (200)

**CAREER SUPERLATIVES**

- 100-Yard Receiving Games: 2
- Games with Multiple Receiving TDs: 1

**CAREER NOTES**

- First-year graduate transfer from Virginia
- Played in 50 games with 25 starts at Virginia
- Ranked 4th in Virginia history with 192 receptions and 10th with 1,774 receiving yards
- Was granted an extra season of eligibility due to a shooting on the Virginia campus that cut the Cavaliers' 2022 season short

**SEASON HIGHLIGHTS**

- One of 10 Huskies to earn a single-digit number as one of the team's "toughest" players
- Did not have a catch in his debut at Minnesota but returned two punts for eight yards
- Caught five passes for 57 yards at Colorado, with 26 of his 57 yards coming after the catch
- Made his first start at Nebraska against Northern Illinois and caught three passes for 13 yards, including a 10-yard touchdown

**RECEIVING GAME-BY-GAME**

OPPONENT	REC.	YDS	TD	LONG
@ Minnesota	0	0	0	-
@ Colorado	5	57	0	21
Northern Illinois	3	13	1	10
Louisiana Tech				
Michigan				
@ Illinois				
Northwestern				
Purdue				
@ Michigan St.				
Maryland				
@ Wisconsin				
Iowa				

**PUNT RETURNS GAME-BY-GAME**

OPPONENT	RET.	YDS	TD	LONG
@ Minnesota	2	8	0	5
@ Colorado	0	0	0	-
Northern Illinois	2	3	0	4
Louisiana Tech				
Michigan				
@ Illinois				
Northwestern				
Purdue				
@ Michigan St.				
Maryland				
@ Wisconsin				
Iowa				

**ACTIVE FBS RECEPTIONS LEADERS**

RK.	PLAYER (SCHOOL)	REC.
1.	Zakhari Franklin (Ole Miss)	262
2.	Smoke Harris (La. Tech)	248
	Joshua Cephus (UTSA)	248
4.	Jacob Cowing (Arizona)	246
5.	Jalon Calhoun (Duke)	217
6.	<b>Billy Kemp IV (Nebraska)</b>	<b>200</b>
	Jo'quavious Marks (Mississippi St.)	200

**CAREER RECEIVING STATS**

YEAR	G/S	REC.	YDS	Y/R	Y/G	TD
2018*	8/0	0	0	0.0	0.0	0
2019*	13/2	35	289	8.3	22.2	1
2020*	10/9	67	644	9.6	64.4	1
2021*	12/10	74	725	9.8	60.4	6
2022*	7/4	16	116	7.3	16.6	0
2023	3/1	8	70	8.8	23.3	1
<b>TOTAL</b>	<b>53/26</b>	<b>200</b>	<b>1,844</b>	<b>9.4</b>	<b>34.8</b>	<b>9</b>

\*at Virginia

**RUSHING:** 10 att., 38 yds, 0 TDs

**PUNT RETURNS:** 67 ret., 378 yds, 0 TDs

**KICKOFF RETURNS:** 8 ret., 158 yds, 0 TDs

**CAREER HIGHS**

<b>Receptions</b>	10 twice*
<b>Receiving Yards</b>	106 at North Carolina (2021)*
<b>Receiving Touchdowns</b>	2 at UNC (2021)*
<b>Long Reception</b>	32 at North Carolina (2021)*
<b>Punt Returns</b>	4 five times*
<b>Punt Return Yards</b>	67 vs. William & Mary (2021)*
<b>Punt Return Touchdowns</b>	none
<b>Long Punt Return</b>	22 vs. William & Mary (2021)*
<b>Kickoff Returns</b>	2 three times*
<b>Kickoff Return Yards</b>	44 twice*
<b>Kickoff Return Touchdowns</b>	none
<b>Long Kickoff Return</b>	26 vs. Georgia Tech (2021)*

\*at Virginia



**CAMERON LENHARDT #11**

6-3 | 250 | FR. | DL  
STATEN ISLAND, N.Y.

**CAREER NOTES**

- First true freshman defensive linemen to start a Nebraska season opener in the modern era
- Is just the 2nd true freshman defensive lineman to start a game for Nebraska in the modern era (Maliek Collins started the 2014 Gator Bowl at the end of his true freshman season)
- Has started 3 games as a true freshman, more than all other true freshman defensive linemen at Nebraska combined in the modern era
- 1 of 8 true freshmen to start a season opener for Nebraska in the modern era (not counting punters and kickers)

**SEASON HIGHLIGHTS**

- Has started every game this season
- Ranks 3rd among all FBS freshmen with 2.0 sacks
- Earned the start as a true freshman in the opener at Minnesota and made three tackles
- Had three more tackles at Colorado, including a pair of sacks
- Was the first Husker true freshman to have multiple sacks in a game since Barry Turner in 2005

**GAME-BY-GAME**

OPPONENT	UT-AT-TT	TFL-YD	SACK-YD
@ Minnesota	2-1-3	0.0-0	0.0-0
@ Colorado	3-0-3	2.0-9	2.0-9
Northern Illinois	0-0-0	0.0-0	0.0-0
Louisiana Tech			
Michigan			
@ Illinois			
Northwestern			
Purdue			
@ Michigan St.			
Maryland			
@ Wisconsin			
Iowa			

**CAREER TACKLE STATS**

YEAR	G/S	UT	AT	TT	TFL-YD	SCK-YD
2023	3/3	5	1	6	2.0-9	2.0-9

**CAREER MISCELLANEOUS STATS**

YEAR	FF	FR	PBU	INT	QBH	BLK
2023	0	0	0	0	0	0

**CAREER HIGHS**

<b>Tackles</b>	3 twice
<b>TFLs</b>	2.0 at Colorado (2023)
<b>Sacks</b>	2.0 at Colorado (2023)
<b>Breakups</b>	none



**BARRET LIEBENTRITT #34**

6-0 | 235 | SO. | FB  
OMAHA, NEB.

**CAREER NOTES**

- First-year transfer who spent two seasons at Notre Dame (2021-22)
- Has played three different positions in three seasons (LB in 2021, TE in 2022 & FB in 2023)

**SEASON HIGHLIGHTS**

- Has played in every game but does not have a carry or a reception

**GAME-BY-GAME**

OPPONENT	ATT.	YDS	TD	LONG
@ Minnesota	0	0	0	-
@ Colorado	0	0	0	-
Northern Illinois	0	0	0	-
Louisiana Tech				
Michigan				
@ Illinois				
Northwestern				
Purdue				
@ Michigan St.				
Maryland				
@ Wisconsin				
Iowa				

**CAREER RUSHING STATS**

YEAR	G/S	ATT.	NET	Y/A	Y/G	TD
2021			Redshirt			
2022	13/0	0	0.0	0.0	0.0	0
2023	3/0	0	0.0	0.0	0.0	0
<b>TOTAL</b>	<b>16/0</b>	<b>0</b>	<b>0.0</b>	<b>0.0</b>	<b>0.0</b>	<b>0</b>

**CAREER HIGHS**

<b>Rushing Attempts</b>	none
<b>Rushing Yards</b>	none
<b>Rushing TDs</b>	none
<b>Long Rush</b>	none
<b>Receptions</b>	none
<b>Receiving Yards</b>	none
<b>Receiving Touchdowns</b>	none
<b>Long Reception</b>	none



**JAYLEN LLOYD** #19

5-10 | 160 | FR. | WR  
OMAHA, NEB.

**SEASON HIGHLIGHTS**

- Played in the season opener at Minnesota as a true freshman and had a nine-yard rush

**GAME-BY-GAME**

OPPONENT	REC.	YDS	TD	LONG
@ Minnesota	0	0	0	-
@ Colorado	-Did Not Play-			
Northern Illinois	-Did Not Play-			
Louisiana Tech				
Michigan				
@ Illinois				
Northwestern				
Purdue				
@ Michigan St.				
Maryland				
@ Wisconsin				
Iowa				

**CAREER RECEIVING STATS**

YEAR	G/S	REC.	YDS	Y/R	Y/G	TD
2023	1/0	0	0	0.0	0.0	0

**RUSHING:** 1 att., 9 yds, 0 TDs

**CAREER HIGHS**

Receptions	none
Receiving Yards	none
Receiving Touchdowns	none
Long Reception	none
Rushing Attempts	1 at Minnesota (2023)
Rushing Yards	9 at Minnesota (2023)
Rushing Touchdowns	none
Rushing Touchdowns	9 at Minnesota (2023)



**HENRY LUTOVSKY** #59

6-6 | 325 | SO. | OL  
CRAWFORDSVILLE, IOWA

**CAREER HONORS**

- 3-Time Nebraska Scholar-Athlete Honor Roll

**CAREER NOTES**

- Played in two games in 2021, becoming the 17th true freshman offensive lineman to play in a game in Nebraska history

**SEASON HIGHLIGHTS**

- Has seen action at right guard in every game

**CAREER STATS**

- **Games:** 17 (2 in 2021; 12 in 2022; 3 in 2023)
- **Starts:** 2 (2 in 2022)



**QUINTON NEWSOME** #6

6-1 | 185 | SR. | DB  
SUWANEE, GA.

**CAREER HONORS**

- Honorable-Mention All-Big Ten (2022)
- Academic All-Big Ten (2022)
- 2-Time Nebraska Scholar-Athlete Honor Roll

**2023 WATCH LIST**

- Senior Bowl

**PERSONAL NOTES**

- Earned his degree in sports media and communication

**CAREER SUPERLATIVES**

- Double-Digit Tackle Games: 1

**CAREER NOTES**

- Has started 27 consecutive games

**SEASON HIGHLIGHTS**

- One of 10 Huskers to earn a single-digit number as one of the team's "toughest" players
- Started at Minnesota and had six tackles
- Had four tackles and a breakup at Colorado
- Had three tackles and two breakups vs. NIU

**GAME-BY-GAME**

OPPONENT	UT-AT-TT	TFL-YD	PBU	INT
@ Minnesota	1-5-6	0.0-0	0	0
@ Colorado	4-0-4	0.0-0	1	0
Northern Illinois	2-1-3	0.0-0	2	0
Louisiana Tech				
Michigan				
@ Illinois				
Northwestern				
Purdue				
@ Michigan St.				
Maryland				
@ Wisconsin				
Iowa				

**CAREER TACKLE STATS**

YEAR	G/S	UT	AT	TT	TFL-YD	SCK-YD
2019	10/0	0	0	0	0-0	0.0-0
2020	8/1	9	2	11	0.0-0	0.0-0
2021	12/12	38	19	57	2.0-6	1.0-4
2022	12/12	27	17	44	4.0-25	2.0-20
2023	3/3	7	6	13	0.0-0	0.0-0
<b>TOTAL</b>	<b>45/28</b>	<b>81</b>	<b>44</b>	<b>125</b>	<b>6.0-31</b>	<b>3.0-24</b>

**CAREER MISCELLANEOUS STATS**

YEAR	FF	FR	PBU	INT	QBH	BLK
2019	0	0	0	0	0	0
2020	1	0	0	0	0	0
2021	0	0	4	0	0	0
2022	1	1	10	0	1	0
2023	0	0	3	0	0	0
<b>TOTAL</b>	<b>2</b>	<b>1</b>	<b>17</b>	<b>0</b>	<b>1</b>	<b>0</b>

**CAREER HIGHS**

Tackles	10 vs. Ohio St. (2021)
TFLs	2.5 vs. Illinois (2022)
Sacks	1.0 twice
Breakups	2 six times



**NOURE NOULI** #63

6-4 | 315 | SR. | OL  
FRANKFURT, GA.

**CAREER HONORS**

- 2-Time Academic All-Big Ten
- 3-Time Nebraska Scholar-Athlete Honor Roll

**PERSONAL NOTES**

- Originally from Frankfurt, Germany, he was an exchange student at Norris High School, 24 miles from Memorial Stadium

**CAREER NOTES**

- Began his career at Colorado State, spending one season with the Rams in 2019
- Played in eight games with seven starts at guard as a true freshman at CSU in 2019
- Joined Nebraska as a walk-on before being placed on scholarship


**SEASON HIGHLIGHTS**

- Has started every game at right guard

**CAREER STATS**

- **Games:** 23 (8 in 2019\*; 12 in 2021; 3 in 2023)
- **Starts:** 17 (7 in 2019\*; 7 in 2021; 3 in 2023)

\*at Colorado State



**MARCO ORTIZ** #45

6-4 | 245 | SR. | LS  
RICHMOND, VA.

**CAREER HONORS**

- Nebraska Scholar-Athlete Honor Roll (Spring 2023)

**PERSONAL NOTES**

- Earned his bachelor's degree in health education and behavior from Florida and is on track to earn his master's degree from Nebraska in applied sciences in December

**CAREER NOTES**

- First-year transfer who played in 16 games over five seasons at Florida (2018-22)


**SEASON HIGHLIGHTS**

- Has handled all long-snapping duties in every game

**CAREER STATS**

- **Games:** 18 (1 in 2019\*; 1 in 2020\*; 13 in 2021\*; 1 in 2022\*; 3 in 2023)

\*at Florida



**ETHAN PIPER** #57

6-3 | 305 | JR. | OL  
NORFOLK, NEB.

**CAREER HONORS**

- 3-Time Big Ten Distinguished Scholar
- 3-Time Academic All-Big Ten
- 8-Time Nebraska Scholar-Athlete Honor Roll

**CAREER NOTES**


- Played in one game while redshirting in 2019, becoming the 13th true freshman offensive lineman to play in a game at Nebraska

**SEASON HIGHLIGHTS**

- Was selected in the first round of voting to receive a single-digit number, but NCAA rules prohibit him from wearing a single-digit number
- Was the only offensive lineman selected to attend 2023 Big Ten Football Media Days
- Has started every game at left guard

**CAREER STATS**

- **Games:** 27 (1 in 2019; 8 in 2020; 5 in 2021; 10 in 2022; 3 in 2023)
- **Starts:** 21 (7 in 2020; 3 in 2021; 8 in 2022; 3 in 2023)



**TEDDY PROCHAZKA** #65

6-10 | 325 | SO. | OL  
ELKHORN, NEB.

**CAREER HONORS**

- 2-Time Nebraska Scholar-Athlete Honor Roll

**CAREER NOTES**

- Suffered a season-ending injury in 2021 & 2022
- Played in five games - with two starts - in 2021 to become the 16th true freshman offensive lineman to play a game in Nebraska history
- Started at left tackle against Northwestern to become only the 2nd true freshman in the modern era of Nebraska football to start a game at left tackle, joining Turner Cororan, who started at left tackle at Rutgers in 2020
- Overall, became just the 7th true freshman offensive lineman to start a game in the modern era of Nebraska football

**SEASON HIGHLIGHTS**

- Made his return from injury by playing against Northern Illinois

**CAREER STATS**

- **Games:** 9 (5 in 2021; 3 in 2022; 1 in 2023)
- **Starts:** 5 (2 in 2021; 3 in 2022)



**CHUBBA PURDY** #12

6-2 | 210 | SO. | QB  
QUEEN CREEK, ARIZ.

**CAREER HONORS**

- 3-Time Nebraska Scholar-Athlete Honor Roll

**PERSONAL NOTES**

- His brother Brock was a quarterback at Iowa State (2018-21) who is with the San Francisco 49ers
- His father Shawn played baseball at Miami and had an eight-year minor league career

**CAREER NOTES**

- Spent two years at Florida State (2020-21) playing in four games with one start

**SEASON HIGHLIGHTS**

- Has seen limited action in two games
- Came in for one snap at Colorado and had an incomplete third-down pass
- Saw action at quarterback late in the fourth quarter against Northern Illinois

**CAREER PASSING STATS**

YEAR	G/S	CMP-ATT	PCT	YDS	TD	INT
2020*	3/1	27-53	50.9	219	2	1
2021*^	1/0	5-5	100.0	98	2	0
2022	6/2	22-48	45.8	147	0	3
2023	2/0	0-1	0.0	0	0	0
<b>TOTAL</b>	<b>12/3</b>	<b>54-107</b>	<b>50.5</b>	<b>464</b>	<b>4</b>	<b>4</b>

**TOTAL OFFENSE:** 150 att., 599 yds, 6 TDs

\*at Florida State; ^redshirt season

**CAREER RUSHING STATS**

YEAR	G/S	ATT.	NET	Y/A	Y/G	TD
2020*	3/1	19	57	3.0	19.0	0
2021*^	1/0	1	5	5.0	5.0	0
2022	6/2	24	73	3.0	12.2	2
2023	2/0	0	0	0.0	0.0	0
<b>TOTAL</b>	<b>12/3</b>	<b>44</b>	<b>135</b>	<b>3.1</b>	<b>11.3</b>	<b>2</b>

\*at Florida State; ^redshirt season

**CAREER PASSING HIGHS**

<b>Attempts</b>	23 at NC State (2020)*
<b>Completions</b>	15 at NC State (2020)*
<b>Yards</b>	181 at NC State (2020)*
<b>Touchdowns</b>	2 twice
<b>Long Pass</b>	69 [TD] at NC State (2020)*

\*at Florida State

**CAREER RUSHING HIGHS**

<b>Attempts</b>	12 at NC State (2020)*
<b>Yards</b>	54 at NC State (2020)*
<b>Touchdowns</b>	1 vs. Oklahoma (2022)
<b>Long Rush</b>	21 at NC State (2020)*

\*at Florida State

**CAREER TOTAL OFFENSE HIGHS**

<b>Attempts</b>	35 at NC State (2020)*
<b>Yards</b>	235 at NC State (2020)*
<b>Total Touchdowns</b>	2 twice*

\*at Florida State



**LUKE REIMER**

#4

6-1 | 225 | SR. | LB  
ASHLAND, KAN.

**CAREER HONORS**

- Honorable-Mention All-Big Ten (2021)
- Big Ten Defensive Player of the Week (9/13/21)
- Nebraska Linebacker of the Year (2021)
- 2-Time Academic All-Big Ten
- 5-Time Nebraska Scholar-Athlete Honor Roll

**NEBRASKA RECORDS**

- Tackles in a Big Ten Game (19 vs. Purdue, 2021)

**NEBRASKA CAREER RANKINGS**

- Tackles: 10th (257)

**2023 WATCH LISTS**

- Lombardi Award
- Senior Bowl

**PERSONAL NOTES**

- Earned his degree in business administration
- Attended North Star High School in Lincoln but grew up in Ashland, Kansas

**ACTIVE FBS CAREER RANKINGS**

- Tackles: 21st (257)

**CAREER SUPERLATIVES**

- Double-Digit Tackle Games: 9

**CAREER NOTES**

- Joined Nebraska as a walk-on but was placed on scholarship prior to the 2020 season
- Ranked in the top 25 nationally in 2021 in tackles per game and solo tackles per game
- 1 of 13 players in school history with 250 career tackles

**SEASON HIGHLIGHTS**

- One of 10 Huskers to earn a single-digit number as one of the team's "toughest" players
- Has started both games and ranks 2nd in the Big Ten with 1.5 sacks per game
- Had five tackles at Minnesota, including a three-yard sack
- Totaled five more tackles at Colorado with a career-high 1.5 sacks
- Recorded two tackles and two quarterback hurries against Northern Illinois

**ACTIVE BIG TEN TACKLE LEADERS**

RK.	PLAYER (SCHOOL)	TACKLES
1.	Nick Jackson (Iowa)	377*
2.	<b>Luke Reimer (Nebraska)</b>	<b>257</b>
3.	Cal Haladay, Michigan St.	238
4.	Jacoby Windmon, Michigan St.	233*
5.	Bryce Gallagher, Northwestern	231

\*includes games from previous school

**NEBRASKA CAREER TACKLES**

RK.	PLAYER (YEARS)	TACKLES
1.	Barrett Ruud (2001-04)	432
2.	Jerry Murtaugh (1968-70)	342
3.	Mike Brown (1996-99)	287
4.	Lavonte David (2010-11)	285
5.	Dedrick Young (2005-18)	284
6.	Lee Kunz (1976-78)	276
7.	Nathan Gerry (2013-16)	273
	Clete Pillen (1974-76)	273
9.	Steve Damkroger (1979-82)	269
10.	Ed Stewart (1991-94)	257
	<b>Luke Reimer (2019-present)</b>	<b>257</b>

**GAME-BY-GAME**

OPPONENT	UT-AT-TT	TFL-YD	SACK-YD
@ Minnesota	4-1-5	1.0-3	1.0-3
@ Colorado	4-1-5	1.5-14	1.5-14
Northern Illinois	1-1-2	0.0-0	0.0-0
Louisiana Tech			
Michigan			
@ Illinois			
Northwestern			
Purdue			
@ Michigan St.			
Maryland			
@ Wisconsin			
Iowa			

**CAREER TACKLE STATS**

YEAR	G/S	UT	AT	TT	TFL-YD	SCK-YD
2019	10/0	7	4	11	1-4	0.0-0
2020	6/5	29	11	40	5.0-18	2.0-12
2021	12/12	60	48	108	6.0-22	1.0-6
2022	10/10	38	48	86	3.5-7	1.0-4
2023	3/3	9	3	12	2.5-17	2.5-17
<b>TOTAL</b>	<b>41/30</b>	<b>143</b>	<b>114</b>	<b>257</b>	<b>17.5-67</b>	<b>6.5-39</b>

**CAREER MISCELLANEOUS STATS**

YEAR	FF	FR	PBU	INT	QBH	BLK
2019	0	1	0	0	0	0
2020	1	0	0	0	0	0
2021	3	0	6	1	3	0
2022	0	0	5	1	1	0
2023	0	0	0	0	2	0
<b>TOTAL</b>	<b>4</b>	<b>1</b>	<b>11</b>	<b>2</b>	<b>6</b>	<b>0</b>

**CAREER HIGHS**

<b>Tackles</b>	19 vs. Purdue (2021)
<b>TFLs</b>	1.5 four times
<b>Sacks</b>	1.5 at Colorado (2023)
<b>Breakups</b>	2 vs. Indiana (2022)
<b>Interceptions</b>	1 twice



**TY ROBINSON**

#9

6-6 | 310 | JR. | DL  
GILBERT, ARIZ.

**CAREER HONORS**

- 3-Time Nebraska Scholar-Athlete Honor Roll

**2023 WATCH LIST**

- Senior Bowl

**PERSONAL NOTES**

- Earned his degree in nutrition and health sciences

**SEASON HIGHLIGHTS**

- One of 10 Huskers to earn a single-digit number as one of the team's "toughest" players
- Has started two games
- Started at Minnesota but was disqualified in the second half due to a targeting penalty
- Had two tackles and a quarterback hurry at Colorado after sitting out the first half
- Recorded two tackles against Northern Illinois, including a half sack

**GAME-BY-GAME**

OPPONENT	UT-AT-TT	TFL-YD	SACK-YD
@ Minnesota	0-0-0	0.0-0	0.0-0
@ Colorado	2-0-2	0.0-0	0.0-0
Northern Illinois	0-2-2	0.5-4	0.5-4
Louisiana Tech			
Michigan			
@ Illinois			
Northwestern			
Purdue			
@ Michigan St.			
Maryland			
@ Wisconsin			
Iowa			

**CAREER TACKLE STATS**

YEAR	G/S	UT	AT	TT	TFL-YD	SCK-YD
2019*	3/0	0	0	0	0-0	0.0-0
2020	8/7	5	12	17	2.0-3	0.0-0
2021	12/4	13	14	27	4.0-23	2.0-20
2022	12/12	14	10	24	4.0-17	2.0-14
2023	3/2	2	2	4	0.0-0	0.0-0
<b>TOTAL</b>	<b>38/25</b>	<b>34</b>	<b>38</b>	<b>72</b>	<b>10.0-43</b>	<b>4.0-34</b>

\*redshirt season

**CAREER MISCELLANEOUS STATS**

YEAR	FF	FR	PBU	INT	QBH	BLK
2019*	0	0	0	0	0	0
2020	0	0	0	0	2	0
2021	0	0	1	0	1	0
2022	0	0	0	0	0	0
2023	0	0	1	0	3	0
<b>TOTAL</b>	<b>0</b>	<b>0</b>	<b>2</b>	<b>0</b>	<b>6</b>	<b>0</b>

\*redshirt season

**CAREER HIGHS**

<b>Tackles</b>	6 vs. Illinois (2022)
<b>TFLs</b>	1.0 seven times
<b>Sacks</b>	1.0 four times
<b>Breakups</b>	1 twice





**PHALEN SANFORD #37**

5-11 | 195 | SR. | DB  
BENKELMAN, NEB.

**CAREER HONORS**

- Academic All-Big Ten (2020)
- 4-Time Nebraska Scholar-Athlete Honor Roll

**PERSONAL NOTES**

- Earned his degree in child, youth and family studies

**CAREER NOTES**

- Redshirted in 2018 at Hastings College, where he also competed in track and field
- Played eight-man football in high school

**SEASON HIGHLIGHTS**

- Has seen action on special teams and in the secondary in every game
- Made one tackle on punt coverage at Minnesota
- Had one tackle on defense at Colorado
- Tied his career high with three tackles against NIU and downed a punt at the 1-yard line

**GAME-BY-GAME**

OPPONENT	UT-AT-TT	TFL-YD	PBU	INT
@ Minnesota	0-1-1	0.0-0	0	0
@ Colorado	1-0-1	0.0-0	0	0
Northern Illinois	2-1-3	0.0-0	0	0
Louisiana Tech				
Michigan				
@ Illinois				
Northwestern				
Purdue				
@ Michigan St.				
Maryland				
@ Wisconsin				
Iowa				

**CAREER TACKLE STATS**

YEAR	G/S	UT	AT	TT	TFL-YD	SCK-YD
2018	Redshirt (at Hastings College)					
2019	-Did Not Play-					
2020	5/0	0	0	0	0.0-0	0.0-0
2021	12/0	2	1	3	0.0-0	0.0-0
2022	12/0	8	4	12	0.0-0	0.0-0
2023	3/0	3	2	5	0.0-0	0.0-0
<b>TOTAL</b>	<b>32/0</b>	<b>13</b>	<b>7</b>	<b>20</b>	<b>0.0-0</b>	<b>0.0-0</b>

**CAREER MISCELLANEOUS STATS**

YEAR	FF	FR	PBU	INT	QBH	BLK
2018	Redshirt (at Hastings College)					
2019	0	0	0	0	0	0
2020	0	0	0	0	0	0
2021	0	0	0	0	0	0
2022	0	0	0	0	0	1
2023	0	0	0	0	0	0
<b>TOTAL</b>	<b>0</b>	<b>0</b>	<b>0</b>	<b>0</b>	<b>0</b>	<b>1</b>

**CAREER HIGHS**

Tackles	3 twice
TFLs	none
Sacks	none
Breakups	none
Blocked Punt	1 at Purdue (2022)



**BEN SCOTT #66**

6-5 | 305 | JR. | OL  
HONOLULU, HAWAII

**CAREER HONORS**

- Nebraska Scholar-Athlete Honor Roll (Spring 2023)

**2023 WATCH LISTS**

- Rimington Trophy
- Senior Bowl

**PERSONAL NOTES**

- Earned his degree in biological sciences at Arizona State

**CAREER NOTES**

- First-year transfer who started 28 games at Arizona State from 2020-22
- Started 17 games at right tackle at ASU before his final 11 starts were at center

**SEASON HIGHLIGHTS**

- Has started every game at center
- Made his 30th career start at Colorado

**CAREER STATS**

- **Games:** 31  
(4 in 2020\*; 13 in 2021\*; 11 in 2022\*; 3 in 2023)
- **Starts:** 31  
(4 in 2020\*; 13 in 2021\*; 11 in 2022\*; 3 in 2023)

\*at Arizona State



**MJ SHERMAN #48**

6-3 | 250 | JR. | LB  
BALTIMORE, MD.

**CAREER HONORS**

- Nebraska Scholar-Athlete Honor Roll (Spring 2023)

**CAREER NOTES**

- First-year transfer who played in 39 games at Georgia from 2020-22
- Recorded 15 tackles, 1.0 TFL and 0.5 sacks as a Bulldog
- Played in every game of Georgia's 2021 & 2022 national championship seasons

**SEASON HIGHLIGHTS**

- Had a career-high three tackles in his Husker debut at Minnesota
- Made one solo tackle at Colorado
- Had a nine-yard sack against Northern Illinois

**GAME-BY-GAME**

OPPONENT	UT-AT-TT	TFL-YD	SACK-YD
@ Minnesota	2-1-3	0.0-0	0.0-0
@ Colorado	1-0-1	0.0-0	0.0-0
Northern Illinois	1-0-1	1.0-9	1.0-9
Louisiana Tech			
Michigan			
@ Illinois			
Northwestern			
Purdue			
@ Michigan St.			
Maryland			
@ Wisconsin			
Iowa			

**CAREER TACKLE STATS**

YEAR	G/S	UT	AT	TT	TFL-YD	SCK-YD
2020*	9/0	2	0	2	0.0-0	0.0-0
2021*	15/0	1	7	8	0.5-3	0.0-0
2022*	15/0	4	1	5	0.5-5	0.5-5
2023	3/0	4	1	5	1.0-9	1.0-9
<b>TOTAL</b>	<b>42/0</b>	<b>11</b>	<b>9</b>	<b>20</b>	<b>2.0-17</b>	<b>1.5-14</b>

\*at Georgia

**CAREER MISCELLANEOUS STATS**

YEAR	FF	FR	PBU	INT	QBH	BLK
2020*	0	0	0	0	0	0
2021*	0	0	0	0	0	0
2022*	0	0	0	0	0	0
2023	0	0	0	0	0	0
<b>TOTAL</b>	<b>0</b>	<b>0</b>	<b>0</b>	<b>0</b>	<b>0</b>	<b>0</b>

\*at Georgia

**CAREER HIGHS**

Tackles	3 at Minnesota (2023)
TFLs	1.0 vs. Northern Illinois (2023)
Sacks	1.0 vs. Northern Illinois (2023)
Breakups	none



**JEFF SIMS**

#7

6-4 | 220 | JR. | QB  
JACKSONVILLE, FLA.

**CAREER HONORS (2018-21: TEXAS)**

- 2-Time ACC Rookie of the Week (2020 at Georgia Tech)

**2023 WATCH LIST**

- Davey O'Brien Award

**CAREER NOTES**

- First-year transfer from Georgia Tech
- Started 23 games at Georgia Tech and threw for 4,464 yards and 30 touchdowns with 1,152 rushing yards and 11 scores
- 1 of 15 active FBS players with 4,000 career passing yards and 1,000 career rushing yards

**SEASON HIGHLIGHTS**

- Accounted for 205 yards of total offense at Minnesota, rushing for a game-high 91 yards and throwing for 114 yards and one touchdown
- Had 173 total yards at Colorado before being injured, including a 57-yard touchdown run that was the longest rush of his career
- Missed the Northern Illinois game due to injury

**PASSING GAME-BY-GAME**

OPPONENT	COMP-ATT	YDS	TD	INT
@ Minnesota	11-19	114	1	3
@ Colorado	9-15	106	0	1
Northern Illinois	-Did Not Play-			
Louisiana Tech				
Michigan				
@ Illinois				
Northwestern				
Purdue				
@ Michigan St.				
Maryland				
@ Wisconsin				
Iowa				

**RUSHING GAME-BY-GAME**

OPPONENT	ATT.	YDS	TD	LONG
@ Minnesota	19	91	0	26
@ Colorado	10	67	1	57
Northern Illinois	-Did Not Play-			
Louisiana Tech				
Michigan				
@ Illinois				
Northwestern				
Purdue				
@ Michigan St.				
Maryland				
@ Wisconsin				
Iowa				

**CAREER SUPERLATIVES**

250-Yard Passing Games	9
300-Yard Passing Games	3
300-Yard Total Offense Games	8
Games with 2+ TD Passes	9
Games with 3+ TD Passes	3
Games with 4+ TD Passes	0
Games with 2+ Total TDs	13
Games with 3+ Total TDs	7
Games with 4+ Total TDs	2

**CAREER PASSING STATS**

YEAR	G/S	CMP-ATT	PCT	YDS	TD	INT
2020*	10/10	141-257	54.9	1,881	13	13
2021*	7/6	113-188	60.1	1,468	12	7
2022*	7/7	110-188	58.5	1,115	5	3
2023	2/2	20-34	58.9	220	1	4
<b>TOTAL</b>	<b>26/25</b>	<b>384-667</b>	<b>57.6</b>	<b>4,684</b>	<b>31</b>	<b>27</b>

\*at Georgia Tech

**TOTAL OFFENSE:** 973 att., 5,994 yds, 42 TDs

**RECEIVING:** 1 rec., 1 yd, 0 TDs

**CAREER RUSHING STATS**

YEAR	G/S	ATT.	NET	Y/A	Y/G	TD
2020*	10/10	120	492	4.1	49.2	6
2021*	7/6	70	372	5.3	53.1	4
2022*	7/7	87	288	3.3	41.1	1
2023	2/2	29	158	5.5	79.0	1
<b>TOTAL</b>	<b>26/25</b>	<b>306</b>	<b>1,310</b>	<b>4.3</b>	<b>50.4</b>	<b>12</b>

\*at Georgia Tech

**CAREER PASSING HIGHS**

<b>Attempts</b>	44 at Virginia (2021)*
<b>Completions</b>	27 at Virginia (2021)*
<b>Yards</b>	359 vs. Pittsburgh (2021)*
<b>Touchdowns</b>	3 three times*
<b>Long Pass</b>	77 [TD] at Duke (2021)*

\*at Georgia Tech

**CAREER RUSHING HIGHS**

<b>Attempts</b>	19 twice
<b>Yards</b>	128 vs. North Carolina (2021)*
<b>Touchdowns</b>	3 vs. North Carolina (2021)*
<b>Long Rush</b>	57 [TD] at Colorado (2023)

\*at Georgia Tech

**CAREER TOTAL OFFENSE HIGHS**

<b>Attempts</b>	54 at Virginia (2021)*
<b>Yards</b>	397 vs. Pittsburgh (2021)*
<b>Total Touchdowns</b>	4 twice*

\*at Georgia Tech



**DESHON SINGLETON**

#8

6-3 | 205 | JR. | DB  
AMITE, LA.

**CAREER HONORS**

- Nebraska Scholar-Athlete Honor Roll (Spring 2023)

**CAREER NOTES**

- In his second season at Nebraska after the 2021 season at Hutchinson (Kan.) CC

**SEASON HIGHLIGHTS**

- One of 10 Huskers to earn a single-digit number as one of the team's "toughest" players
- Has started every game
- Made his first career start at Minnesota and tied for the team lead with a career-high seven tackles while breaking up one pass
- Recorded three solo tackles at Colorado, including a two-yard TFL for his first career tackle for loss
- Had two tackles against Northern Illinois

**GAME-BY-GAME**

OPPONENT	UT-AT-TT	TFL-YD	PBU	INT
@ Minnesota	2-5-7	0.0-0	1	0
@ Colorado	3-0-3	1.0-2	0	0
Northern Illinois	0-2-2	0.0-0	0	0
Louisiana Tech				
Michigan				
@ Illinois				
Northwestern				
Purdue				
@ Michigan St.				
Maryland				
@ Wisconsin				
Iowa				

**CAREER TACKLE STATS**

YEAR	G/S	UT	AT	TT	TFL-YD	SCK-YD
2022	12/0	1	2	3	0.0-0	0.0-0
2023	3/3	5	7	12	1.0-2	0.0-0
<b>TOTAL</b>	<b>15/3</b>	<b>6</b>	<b>9</b>	<b>15</b>	<b>1.0-2</b>	<b>0.0-0</b>

**CAREER MISCELLANEOUS STATS**

YEAR	FF	FR	PBU	INT	QBH	BLK
2022	0	0	0	0	0	0
2023	0	0	1	0	0	0
<b>TOTAL</b>	<b>0</b>	<b>0</b>	<b>1</b>	<b>0</b>	<b>0</b>	<b>0</b>

**CAREER HIGHS**

<b>Tackles</b>	7 at Minnesota (2023)
<b>TFLs</b>	1.0 at Colorado (2023)
<b>Sacks</b>	none
<b>Breakups</b>	1 at Minnesota (2023)



**PRINCEWILL UMANMIELEN #11**

6-4 | 240 | FR. | DL  
AUSTIN, TEXAS

**CAREER HONORS**

- Nebraska Scholar-Athlete Honor Roll (Spring 2023)

**PERSONAL NOTES**

- Has a brother, Princely, who is a defensive linemen at Florida, and a brother, Prince, who was a defensive lineman at Tarleton State

**SEASON HIGHLIGHTS**

- Has played in every game as a true freshman
- Had one solo tackle and a quarterback hurry in his debut at Minnesota
- Added another solo tackle at Colorado
- Had his first multi-tackle game with two stops against Northern Illinois

**GAME-BY-GAME**

OPPONENT	UT-AT-TT	TFL-YD	SACK-YD
@ Minnesota	1-0-1	0.0-0	0.0-0
@ Colorado	1-0-1	0.0-0	0.0-0
Northern Illinois	0-2-2	0.0-0	0.0-0
Louisiana Tech			
Michigan			
@ Illinois			
Northwestern			
Purdue			
@ Michigan St.			
Maryland			
@ Wisconsin			
Iowa			

**CAREER TACKLE STATS**

YEAR	G/S	UT	AT	TT	TFL-YD	SCK-YD
2023	3/0	2	2	4	0.0-0	0.0-0

**CAREER MISCELLANEOUS STATS**

YEAR	FF	FR	PBU	INT	QBH	BLK
2023	0	0	0	0	1	0

**CAREER HIGHS**

<b>Tackles</b>	2 vs. Northern Illinois (2023)
<b>TFLs</b>	none
<b>Sacks</b>	none
<b>Breakups</b>	none



**MARCUS WASHINGTON #13**

6-2 | 190 | SR. | WR  
ST. LOUIS, MO.

**CAREER HONORS**

- Nebraska Scholar-Athlete Honor Roll (Fall 2022)

**CAREER NOTES**

- In his second season at Nebraska after spending three seasons at Texas (2019-21)
- Played in 31 games with eight starts and caught 25 passes for 366 yards and three touchdowns with the Longhorns

**CAREER SUPERLATIVES**

- 100-Yard Receiving Games: 2
- Games with 2+ TD Catches: 1

**SEASON HIGHLIGHTS**

- Has started two games
- Caught three passes for 31 yards in the second half at Minnesota
- Started at Colorado and had a 13-yard catch
- Started against Northern Illinois and had two receptions for 37 yards

**GAME-BY-GAME**

OPPONENT	REC.	YDS	TD	LONG
@ Minnesota	3	31	0	17
@ Colorado	1	13	0	13
Northern Illinois	2	37	0	26
Louisiana Tech				
Michigan				
@ Illinois				
Northwestern				
Purdue				
@ Michigan St.				
Maryland				
@ Wisconsin				
Iowa				

**CAREER RECEIVING STATS**

YEAR	G/S	REC.	YDS	Y/R	Y/G	TD
2019*	11/1	3	33	11.0	3.0	0
2020*	8/0	4	56	14.0	8.0	1
2021*	12/7	18	277	15.4	23.1	2
2022	12/10	31	471	15.2	39.3	1
2023	3/2	6	80	13.3	26.7	0
<b>TOTAL</b>	<b>46/20</b>	<b>62</b>	<b>918</b>	<b>14.8</b>	<b>20.0</b>	<b>4</b>

\*at Texas

**CAREER HIGHS**

<b>Receptions</b>	7 at Baylor (2021)*
<b>Receiving Yards</b>	123 vs. Ga. Southern (2022)
<b>Receiving Touchdowns</b>	2 vs. Kansas (2021)*
<b>Long Reception</b>	58 vs. Oklahoma St. (2021)*

\*at Texas



**JAVIN WRIGHT #33**

6-5 | 215 | JR. | LB  
CHANDLER, ARIZ.

**PERSONAL NOTES**

- His father Toby was a two-year letterwinner for Nebraska (1992-93) before playing six seasons in the NFL
- Earned his degree in sports media and communication

**SEASON HIGHLIGHTS**

- Made a career-high four tackles at Minnesota
- Had one tackle at Colorado
- Recorded four tackles against Northern Illinois and intercepted a pass that set up a short 35-yard Nebraska touchdown drive

**GAME-BY-GAME**

OPPONENT	UT-AT-TT	TFL-YD	SACK-YD
@ Minnesota	3-1-4	0.0-0	0.0-0
Colorado	0-1-1	0.0-0	0.0-0
Northern Illinois	1-3-4	0.0-0	0.0-0
Louisiana Tech			
Michigan			
@ Illinois			
Northwestern			
Purdue			
@ Michigan St.			
Maryland			
@ Wisconsin			
Iowa			

**CAREER TACKLE STATS**

YEAR	G/S	UT	AT	TT	TFL-YD	SCK-YD
2019*	1/0	0	0	0	0.0-0	0.0-0
2020	Did Not Play					
2021	2/0	0	1	1	0.0-0	0.0-0
2022	10/1	3	3	6	0.0-0	0.0-0
2023	3/0	4	5	9	0.0-0	0.0-0
<b>TOTAL</b>	<b>16/1</b>	<b>7</b>	<b>9</b>	<b>16</b>	<b>0.0-0</b>	<b>0.0-0</b>

\*redshirt season

**CAREER MISCELLANEOUS STATS**

YEAR	FF	FR	PBU	INT	QBH	BLK
2019*	0	0	0	0	0	0
2020	Did Not Play					
2021	0	0	0	0	0	0
2022	0	0	0	0	0	1
2023	0	0	0	1	0	0
<b>TOTAL</b>	<b>0</b>	<b>0</b>	<b>0</b>	<b>1</b>	<b>0</b>	<b>1</b>

\*redshirt season

**CAREER HIGHS**

<b>Tackles</b>	4 twice
<b>TFLs</b>	none
<b>Sacks</b>	none
<b>Breakups</b>	none
<b>Interceptions</b>	1 vs. Northern Illinois (2023)
<b>Blocked Punts</b>	1 vs. North Dakota (2022)

## 2023 NEBRASKA TEAM STATS

### Team Statistics

	NEBR	OPP
<b>Scoring</b>	<b>59</b>	<b>60</b>
Points per game	19.7	20.0
Points Off Turnovers	10	26
<b>First Downs</b>	<b>56</b>	<b>55</b>
Rushing	35	12
Passing	20	36
Penalty	1	7
<b>Rushing Yardage</b>	<b>627</b>	<b>139</b>
Yards gained rushing	720	255
Yards lost rushing	93	116
Rushing attempts	122	80
Average per rush	5.1	1.7
Average per game	209.0	46.3
TDs Rushing	4	2
<b>Passing Yardage</b>	<b>391</b>	<b>715</b>
Comp-Att-Int	36-65-4	73-124-2
Average per pass	6.0	5.8
Average per catch	10.9	9.8
Average per game	130.3	238.3
TDs Passing	4	4
<b>Total offense</b>	<b>1018</b>	<b>854</b>
Total plays	187	204
Average per play	5.4	4.2
Average per game	339.3	284.7
<b>Kick returns: #-Yards</b>	<b>5-117</b>	<b>4-62</b>
<b>Punt returns: #-Yards</b>	<b>4-11</b>	<b>4-19</b>
<b>Int returns: #-Yards</b>	<b>2-12</b>	<b>4-18</b>
<b>Kick return average</b>	<b>23.4</b>	<b>15.5</b>
<b>Punt return average</b>	<b>2.8</b>	<b>4.8</b>
<b>Int return average</b>	<b>6.0</b>	<b>4.5</b>
<b>Fumbles-Lost</b>	<b>7-5</b>	<b>2-1</b>
<b>Penalties-Yards</b>	<b>18-165</b>	<b>14-115</b>
Average per game	55.0	38.3
<b>Punts-Yards</b>	<b>13-540</b>	<b>17-701</b>
Average per punt	41.5	41.2
Net punt average	40.1	38.2
<b>Kickoffs-Yards</b>	<b>11-688</b>	<b>13-831</b>
Average per kick	62.5	63.9
Net kick average	41.8	39.5
<b>Time of possession / game</b>	<b>31:45</b>	<b>28:15</b>
<b>3rd-down conversion</b>	<b>17/38</b>	<b>21/50</b>
3rd-down pct	45%	42%
<b>4th-down conversion</b>	<b>0/2</b>	<b>3/4</b>

	<b>NEBR</b>	<b>OPP</b>
4th-down pct	0%	75%
<b>Sacks by-Yards</b>	<b>14-104</b>	<b>6-47</b>
<b>Misc Yards</b>	<b>0</b>	<b>0</b>
<b>Touchdowns scored</b>	<b>8</b>	<b>6</b>
<b>Field goals - attempts</b>	<b>1-2</b>	<b>6-7</b>
<b>On-Side kicks</b>	<b>0-0</b>	<b>0-0</b>
<b>Red-zone scores</b>	<b>(7-8) 88%</b>	<b>(10-10) 100%</b>
<b>Red-zone touchdowns</b>	<b>(6-8) 75%</b>	<b>(5-10) 50%</b>
<b>PAT-attempts</b>	<b>(8-8) 100%</b>	<b>(4-4) 100%</b>
<b>2-point conversion-attempts</b>	<b>(0-0) 0%</b>	<b>(1-2) 50%</b>
<b>Attendance</b>	<b>86875</b>	<b>106870</b>
Games / Avg per game	1/86875	2/53435
Neutral site games	-	0/0

### Score by Periods

<b>Team</b>	<b>1st</b>	<b>2nd</b>	<b>3rd</b>	<b>4th</b>	<b>OT</b>	<b>TOT</b>
Nebraska	7	7	21	24	0	59
Opponents	3	16	10	31	0	60

## 2023 NEBRASKA TEAM RESULTS

### Team Results

	<b>Date</b>	<b>Opponent</b>		<b>Score</b>	<b>Overall</b>	<b>Conf</b>	<b>Time</b>	<b>Attend</b>
*	08/31/2023	at Minnesota	L	10-13	0-1	0-1	3:27	53629
	09/09/2023	at Colorado	L	14-36	0-2	0-1	3:27	53241
	09/16/2023	NIU	W	35-11	1-2	0-1	3:19	86875

## 2023 NEBRASKA INDIVIDUAL STATS

### Rushing

Player	gp	att	gain	loss	net	avg	td	lg	avg/g
Gabe Ervin Jr.	3	38	204	8	196	5.2	1	27	65.3
Jeff Sims	2	29	207	49	158	5.4	1	57	79.0
Heinrich Haarberg	3	23	130	15	115	5.0	1	20	38.3
Anthony Grant	2	16	74	1	73	4.6	1	11	36.5
Rahmir Johnson	3	12	78	13	65	5.4	0	44	21.7
Trevin Luben	1	1	18	0	18	18.0	0	18	18.0
Jaylen Lloyd	1	1	9	0	9	9.0	0	9	9.0
Luke Lindenmeyer	3	1	0	2	-2	-2.0	0	0	-0.7
Tommi Hill	3	1	0	5	-5	-5.0	0	0	-1.7
<b>Total</b>	<b>3</b>	<b>122</b>	<b>720</b>	<b>93</b>	<b>627</b>	<b>5.1</b>	<b>4</b>	<b>57</b>	<b>209.0</b>
<b>Opponents</b>	<b>3</b>	<b>80</b>	<b>255</b>	<b>116</b>	<b>139</b>	<b>1.7</b>	<b>2</b>	<b>34</b>	<b>46.3</b>

### Passing

Player	gp	effic	comp-att-int	pct	yds	td	lg	avg/g
Jeff Sims	2	99.4	20-34-4	58.8	220	1	34	110.0
Heinrich Haarberg	3	134.2	16-30-0	53.3	171	3	33	57.0
Chubba Purdy	2	0.0	0-1-0	0.0	0	0	0	0.0
<b>Total</b>	<b>3</b>	<b>113.9</b>	<b>36-65-4</b>	<b>55.4</b>	<b>391</b>	<b>4</b>	<b>34</b>	<b>130.3</b>
<b>Opponents</b>	<b>3</b>	<b>114.7</b>	<b>73-124-2</b>	<b>58.9</b>	<b>715</b>	<b>4</b>	<b>41</b>	<b>238.3</b>

### Receiving

Player	gp	no.	yds	avg	td	lg	avg/g
Billy Kemp	3	8	70	8.8	1	21	23.3
Marcus Washington	3	6	81	13.5	0	26	27.0
Thomas Fidone II	3	6	55	9.2	2	20	18.3
Alex Bullock	3	4	89	22.3	1	34	29.7
Rahmir Johnson	3	3	9	3.0	0	6	3.0
Nate Boerkircher	3	3	37	12.3	0	17	12.3
Gabe Ervin Jr.	3	2	20	10.0	0	12	6.7
Josh Fleeks	2	1	4	4.0	0	4	2.0
Isaiah Garcia-Castaneda	1	1	7	7.0	0	7	7.0
Heinrich Haarberg	3	1	10	10.0	0	10	3.3
Anthony Grant	2	1	9	9.0	0	9	4.5
<b>Total</b>	<b>3</b>	<b>36</b>	<b>391</b>	<b>10.9</b>	<b>4</b>	<b>34</b>	<b>130.3</b>
<b>Opponents</b>	<b>3</b>	<b>73</b>	<b>715</b>	<b>9.8</b>	<b>4</b>	<b>41</b>	<b>238.3</b>

### Punt Returns

Player	no.	yds	avg	td	lg
Billy Kemp	4	11	2.8	0	5
<b>Total</b>	<b>4</b>	<b>11</b>	<b>2.8</b>	<b>0</b>	<b>5</b>
<b>Opponents</b>	<b>4</b>	<b>19</b>	<b>4.8</b>	<b>0</b>	<b>12</b>

### Interceptions

Player	no.	yds	avg	td	lg
Javin Wright	1	12	12.0	0	12
Omar Brown	1	0	0.0	0	0
<b>Total</b>	<b>2</b>	<b>12</b>	<b>6.0</b>	<b>0</b>	<b>12</b>
<b>Opponents</b>	<b>4</b>	<b>18</b>	<b>4.5</b>	<b>0</b>	<b>14</b>

### Kick Returns

Player	no.	yds	avg	td	lg
Rahmir Johnson	3	102	34.0	0	63
Emmett Johnson	1	15	15.0	0	15
Barret Liebentritt	1	0	0.0	0	0
<b>Total</b>	<b>5</b>	<b>117</b>	<b>23.4</b>	<b>0</b>	<b>63</b>
<b>Opponents</b>	<b>4</b>	<b>62</b>	<b>15.5</b>	<b>0</b>	<b>19</b>

### Fumble Returns

Player	no.	yds	avg	td	lg
Sua Lefotu	1	0	0.0	0	0
<b>Total</b>	<b>1</b>	<b>0</b>	<b>0.0</b>	<b>0</b>	<b>0</b>
<b>Opponents</b>	<b>5</b>	<b>5</b>	<b>1.0</b>	<b>0</b>	<b>5</b>

## 2023 INDIVIDUAL STATISTICS

### Scoring

Player	PAT								
	td	fg	kick	rush	rcv	pass	dxp	saf	pts
Thomas Fidone II	2	-	-	-	-	-	-	-	12
Tristan Alvano	-	1-2	8-8	-	-	-	-	-	11
Billy Kemp	1	-	-	-	-	-	-	-	6
Jeff Sims	1	-	-	-	-	-	-	-	6
Alex Bullock	1	-	-	-	-	-	-	-	6
Gabe Ervin Jr.	1	-	-	-	-	-	-	-	6
Heinrich Haarberg	1	-	-	-	-	-	-	-	6
Anthony Grant	1	-	-	-	-	-	-	-	6
<b>Total</b>	<b>8</b>	<b>1-2</b>	<b>8-8</b>	<b>0</b>	<b>0</b>	<b>0</b>	<b>0</b>	<b>0</b>	<b>59</b>
<b>Opponents</b>	<b>6</b>	<b>6-7</b>	<b>4-4</b>	<b>0</b>	<b>1</b>	<b>1</b>	<b>0</b>	<b>0</b>	<b>60</b>

### Total Offense

Player	g	plays	rush	pass	total	avg/g
Jeff Sims	2	63	158	220	378	189.0
Heinrich Haarberg	3	53	115	171	286	95.3
Gabe Ervin Jr.	3	38	196	0	196	65.3
Anthony Grant	2	16	73	0	73	36.5
Rahmir Johnson	3	12	65	0	65	21.7
Trevin Luben	1	1	18	0	18	18.0
Jaylen Lloyd	1	1	9	0	9	9.0
Luke Lindenmeyer	3	1	-2	0	-2	-0.7
Tommi Hill	3	1	-5	0	-5	-1.7
<b>Total</b>	<b>3</b>	<b>187</b>	<b>627</b>	<b>391</b>	<b>1018</b>	<b>339.3</b>
<b>Opponents</b>	<b>3</b>	<b>204</b>	<b>139</b>	<b>715</b>	<b>854</b>	<b>284.7</b>

### Field Goals

Player	fg	pct.	01-19	20-29	30-39	40-49	50-99	lg	blk
Tristan Alvano	1-2	50.0	0-0	1-1	0-0	0-1	0-0	27	0
<b>Opponents</b>	<b>6-7</b>	<b>85.7</b>	<b>0-0</b>	<b>0-0</b>	<b>5-5</b>	<b>1-1</b>	<b>0-1</b>	<b>47</b>	<b>0</b>

### Punting

Player	no.	yds	avg	lg	tb	fc	i20	50+	blk
Brian Buschini	13	540	41.5	60	0	3	4	1	0
<b>Total</b>	<b>13</b>	<b>540</b>	<b>41.5</b>	<b>60</b>	<b>0</b>	<b>3</b>	<b>4</b>	<b>1</b>	<b>0</b>
<b>Opponents</b>	<b>17</b>	<b>701</b>	<b>41.2</b>	<b>54</b>	<b>2</b>	<b>6</b>	<b>6</b>	<b>5</b>	<b>0</b>

### FG Sequence

Team Name	Nebraska	Opponents
Minnesota	(27)	(34),54,(47)
Colorado	45	(31),(32),(30)
NIU		(30)

Numbers in (parentheses) indicate field goal was made

### Kickoffs

Player	no.	yds	avg	tb	ob	retn	net	ydlm
Tristan Alvano	6	372	62.0	2	1			
Brian Buschini	5	316	63.2	3	0			
<b>Total</b>	<b>11</b>	<b>688</b>	<b>62.5</b>	<b>5</b>	<b>1</b>	<b>4</b>	<b>41.8</b>	<b>23</b>
<b>Opponents</b>	<b>13</b>	<b>831</b>	<b>63.9</b>	<b>8</b>	<b>0</b>	<b>5</b>	<b>39.5</b>	<b>25</b>

### All Purpose

Player	g	rush	rcv	pr	kr	ir	total	avg/g
Gabe Ervin Jr.	3	196	20	0	0	0	216	72.0
Rahmir Johnson	3	65	9	0	102	0	176	58.7
Jeff Sims	2	158	0	0	0	0	158	79.0
Heinrich Haarberg	3	115	10	0	0	0	125	41.7
Alex Bullock	3	0	89	0	0	0	89	29.7
Anthony Grant	2	73	9	0	0	0	82	41.0
Marcus Washington	3	0	81	0	0	0	81	27.0
Billy Kemp	3	0	70	11	0	0	81	27.0
Thomas Fidone II	3	0	55	0	0	0	55	18.3
Nate Boerkircher	3	0	37	0	0	0	37	12.3
Trevin Luben	1	18	0	0	0	0	18	18.0
Emmett Johnson	3	0	0	0	15	0	15	5.0
Javin Wright	3	0	0	0	0	12	12	4.0
Jaylen Lloyd	1	9	0	0	0	0	9	9.0
Isaiah Garcia-Castaneda	1	0	7	0	0	0	7	7.0
Josh Fleeks	2	0	4	0	0	0	4	2.0
Luke Lindenmeyer	3	-2	0	0	0	0	-2	-0.7
Tommi Hill	3	-5	0	0	0	0	-5	-1.7
<b>Total</b>	<b>3</b>	<b>627</b>	<b>391</b>	<b>11</b>	<b>117</b>	<b>12</b>	<b>1158</b>	<b>386.0</b>
<b>Opponents</b>	<b>3</b>	<b>139</b>	<b>715</b>	<b>19</b>	<b>62</b>	<b>18</b>	<b>953</b>	<b>317.7</b>





## INDIVIDUAL OFFENSE GAME BY GAME

### RUSHING/RECEIVING

#### Rushing

Player	No-Yds/TD	MINN	CU	NIU
Gabe Ervin Jr.	38-196/1	7-55/0	17-74/0	14-67/1
Jeff Sims	29-158/1	19-91/0	10-67/1	DNP
Heinrich Haarberg	23-115/1	-	2-17/0	21-98/1
Anthony Grant	16-73/1	9-27/0	DNP	7-46/1
Rahmir Johnson	12-65/0	1--1/0	11-66/0	-
Trevin Luben	1-18/0	DNP	DNP	1-18/0
Jaylen Lloyd	1-9/0	1-9/0	DNP	DNP
Luke Lindenmeyer	1--2/0	-	1--2/0	-
Tommi Hill	1--5/0	-	-	1--5/0

#### Receiving

Player	No-Yds/TD	MINN	CU	NIU
Billy Kemp	8-70/1	-	5-57/0	3-13/1
Marcus Washington	6-81/0	3-31/0	1-13/0	2-37/0
Thomas Fidone II	6-55/2	-	2-13/1	4-42/1
Alex Bullock	4-89/1	3-56/1	-	1-33/0
Nate Boerkircher	3-37/0	1-4/0	2-33/0	-
Rahmir Johnson	3-9/0	2-6/0	1-3/0	-
Gabe Ervin Jr.	2-20/0	-	-	2-20/0
Heinrich Haarberg	1-10/0	1-10/0	-	-
Anthony Grant	1-9/0	-	DNP	1-9/0
Isaiah Garcia-Castaneda	1-7/0	1-7/0	DNP	DNP
Josh Fleeks	1-4/0	DNP	-	1-4/0

### PASSING

#7 Jeff Sims	Comp	Att	Int	Pct	Yards	TD	Long	Sacked	Effic.
Minnesota	11	19	3	57.9	114	1	34	3-26	94.1
Colorado	9	15	1	60.0	106	0	21	2-14	106.0
<b>Totals</b>	<b>20</b>	<b>34</b>	<b>4</b>	<b>58.8</b>	<b>220</b>	<b>1</b>	<b>34</b>	<b>5-40</b>	<b>99.4</b>

#10 Heinrich Haarberg	Comp	Att	Int	Pct	Yards	TD	Long	Sacked	Effic.
Colorado	2	6	0	33.3	13	1	9	0-0	106.5
NIU	14	24	0	58.3	158	2	33	1-7	141.1
<b>Totals</b>	<b>16</b>	<b>30</b>	<b>0</b>	<b>53.3</b>	<b>171</b>	<b>3</b>	<b>33</b>	<b>1-7</b>	<b>134.2</b>

#12 Chubba Purdy	Comp	Att	Int	Pct	Yards	TD	Long	Sacked	Effic.
Colorado	0	1	0	0.0	0	0	0	0-0	0.0
<b>Totals</b>	<b>0</b>	<b>1</b>	<b>0</b>	<b>0.0</b>	<b>0</b>	<b>0</b>	<b>0</b>	<b>0-0</b>	<b>0.0</b>

### SPECIAL TEAMS RETURNS

#### Punt Returns

Player	No-Yds	MINN	CU	NIU
Billy Kemp	4-11	2-8	-	2-3

#### Kick Returns

Player	No-Yds	MINN	CU	NIU
Rahmir Johnson	3-102	1-63	1-23	1-16
Emmett Johnson	1-15	1-15	-	-
Barret Liebenritt	1-0	-	-	1-0

# INDIVIDUAL DEFENSE GAME BY GAME

## TOTAL TACKLES

### Total Tackles

Player	S-A	Total	MINN	CU	NIU
Isaac Gifford	12-4	16	3-2	8-0	1-2
Omar Brown	11-3	14	5-2	5-0	1-1
Malcolm Hartzog	10-4	14	3-1	5-1	2-2
John Bullock	9-5	14	3-3	4-1	2-1
Quinton Newsome	7-6	13	1-5	4-0	2-1
Luke Reimer	9-3	12	4-1	4-1	1-1
DeShon Singleton	5-7	12	2-5	3-0	0-2
Nash Hutmacher	4-6	10	1-3	-	3-3
Javin Wright	4-5	9	3-1	0-1	1-3
Mikai Gbayer	7-1	8	1-0	5-1	1-0
Cameron Lenhardt	5-1	6	2-1	3-0	-
Nick Henrich	4-1	5	DNP	3-0	1-1
MJ Sherman	4-1	5	2-1	1-0	1-0
Tommi Hill	3-2	5	2-1	1-0	0-1
Phalen Sanford	3-2	5	0-1	1-0	2-1
Ty Robinson	2-2	4	-	2-0	0-2
Princewill Umanmielen	2-2	4	1-0	1-0	0-2
Blaise Gunnerson	2-2	4	2-2	-	-
AJ Rollins	1-3	4	DNP	DNP	1-3
Jimari Butler	3-0	3	DNP	2-0	1-0
Tamon Lynum	2-0	2	-	1-0	1-0
Chief Borders	1-1	2	-	-	1-1
Dwight Bootle II	0-2	2	DNP	DNP	0-2
Jeff Sims	1-0	1	-	1-0	DNP
Elijah Jeudy	1-0	1	-	1-0	-
Koby Bretz	1-0	1	DNP	1-0	-
Derek Branch	1-0	1	DNP	DNP	1-0
Nate Boerkircher	1-0	1	1-0	-	-
Kai Wallin	1-0	1	-	1-0	-
Ethan Nation	0-1	1	DNP	DNP	0-1
Garrett Snodgrass	0-1	1	0-1	-	-
Riley Van Poppel	0-1	1	DNP	0-1	-

## INTERCEPTION/FUMBLE RETURNS

### Interceptions Returns

Player	No-Yds	MINN	CU	NIU
Javin Wright	1-12	-	-	1-12
Omar Brown	1-0	1-0	-	-

### Fumble Returns

Player	No-Yds	MINN	CU	NIU
Sua Lefotu	1-0	DNP	1-0	DNP

## INDIVIDUAL DEFENSE GAME BY GAME

### SACKS

Player	UA-A	Total	MINN	CU	NIU
Luke Reimer	2-1	2.5	1-3	1.5-14	-
Nick Henrich	2-0	2	DNP	2-15	-
Jimari Butler	2-0	2	DNP	1-10	1-9
Cameron Lenhardt	2-0	2	-	2-9	-
Nash Hutmacher	1-1	1.5	1-8	-	0.5-5
Tamon Lynum	1-0	1	-	1-12	-
MJ Sherman	1-0	1	-	-	1-9
Blaise Gunnerson	1-0	1	1-1	-	-
Ty Robinson	0-1	0.5	-	-	0.5-4
Riley Van Poppel	0-1	0.5	DNP	0.5-5	-

### TACKLES FOR LOSS

Player	UA-A	Total	MINN	CU	NIU
Nash Hutmacher	3-1	3.5	1.0-8	-	2.5-8
Luke Reimer	2-1	2.5	1.0-3	1.5-14	-
Nick Henrich	2-0	2.0	DNP	2.0-15	-
Jimari Butler	2-0	2.0	DNP	1.0-10	1.0-9
Cameron Lenhardt	2-0	2.0	-	2.0-9	-
Isaac Gifford	1-0	1.0	1.0-5	-	-
DeShon Singleton	1-0	1.0	-	1.0-2	-
Omar Brown	1-0	1.0	-	1.0-1	-
Malcolm Hartzog	1-0	1.0	1.0-2	-	-
Tamon Lynum	1-0	1.0	-	1.0-12	-
Mikai Gbayor	1-0	1.0	-	1.0-3	-
MJ Sherman	1-0	1.0	-	-	1.0-9
Blaise Gunnerson	1-0	1.0	1.0-1	-	-
Ty Robinson	0-1	0.5	-	-	0.5-4
Riley Van Poppel	0-1	0.5	DNP	0.5-5	-

### FUMBLES

#### Fumbles

Player	No-Lost	MINN	CU	NIU
Jeff Sims	2-2	-	2-2	DNP
Heinrich Haarberg	1-0	-	-	1-0
Gabe Ervin Jr.	1-1	-	1-1	-
Anthony Grant	1-1	1-1	DNP	-
Luke Lindenmeyer	1-0	-	1-0	-

#### Fumbles Forced

Player	Number	MINN	CU	NIU
Tamon Lynum	1	-	1	-

#### Fumbles Recovered

Player	Number	MINN	CU	NIU
Sua Lefotu	1	DNP	1	DNP



## TEAM GAME BY GAME

Date	Opponent	Rushing				Receiving				Passing				Kick Returns				Punt Returns				tot off		
		no.	yds	td	lg	no.	yds	td	lg	cmp	att	int	yds	td	lg	no.	yds	td	lg	no.	yds		td	lg
08/31/2023	at Minnesota	37	181	0	27	11	114	1	34	11	19	3	114	1	34	2	78	0	63	2	8	0	5	295
09/09/2023	at Colorado	41	222	1	57	11	119	1	21	11	22	1	119	1	21	1	23	0	23	0	0	0	0	341
09/16/2023	NIU	44	224	3	20	14	158	2	33	14	24	0	158	2	33	2	16	0	16	2	3	0	4	382
<b>Nebraska</b>		<b>122</b>	<b>627</b>	<b>4</b>	<b>57</b>	<b>36</b>	<b>391</b>	<b>4</b>	<b>34</b>	<b>36</b>	<b>65</b>	<b>4</b>	<b>391</b>	<b>4</b>	<b>34</b>	<b>5</b>	<b>117</b>	<b>0</b>	<b>63</b>	<b>4</b>	<b>11</b>	<b>0</b>	<b>5</b>	<b>1018</b>
<b>Opponents</b>		<b>80</b>	<b>139</b>	<b>2</b>	<b>34</b>	<b>73</b>	<b>715</b>	<b>4</b>	<b>41</b>	<b>73</b>	<b>124</b>	<b>2</b>	<b>715</b>	<b>4</b>	<b>41</b>	<b>4</b>	<b>62</b>	<b>0</b>	<b>19</b>	<b>4</b>	<b>19</b>	<b>0</b>	<b>12</b>	<b>854</b>

### Nebraska Averages

Games	Avg/ rush	Avg/ catch	Pass effc	KR avg	PR avg	All purpose avg/game	Total offense avg/game
3	5.1	10.9	113.9	23.4	2.8	386.0	339.3

Date	Opponent	Tackles			Sacks	Fumble	Pass Defense			blkd	PAT attempts			off				
		ua	a	total	tfl-yds	no-yds	ff	fr-yds	int-yds	qbh	brup	kick	kick	rush	rcv	saf	t/o	pts
08/31/2023	at Minnesota	36	30	66	5.0-19	3-12	0	0-0	1-0	3	4	0	1-1	0	0	0	3	10
09/09/2023	at Colorado	57	6	63	11.0-71	8-65	1	1-0	0-0	4	2	0	2-2	0	0	0	0	14
09/16/2023	NIU	23	30	53	5.0-30	3-27	0	0-0	1-12	3	4	0	5-5	0	0	0	7	35
<b>Nebraska</b>		<b>116</b>	<b>66</b>	<b>182</b>	<b>21.0-120</b>	<b>14-104</b>	<b>1</b>	<b>1-0</b>	<b>2-12</b>	<b>10</b>	<b>10</b>	<b>0</b>	<b>8-8</b>	<b>0</b>	<b>0</b>	<b>0</b>	<b>10</b>	<b>59</b>
<b>Opponents</b>		<b>112</b>	<b>76</b>	<b>188</b>	<b>15.0-79</b>	<b>6-47</b>	<b>2</b>	<b>5-5</b>	<b>4-18</b>	<b>9</b>	<b>9</b>	<b>0</b>	<b>4-4</b>	<b>0</b>	<b>1</b>	<b>0</b>	<b>26</b>	<b>60</b>

Date	Opponent	Punting							Field Goals			Kickoffs						
		no.	yds	avg	long	blkd	tb	fc	50+	i20	md-att	long	blkd	no.	yds	avg	tb	ob
08/31/2023	at Minnesota	3	143	47.7	60	0	0	0	1	3	1-1	27	0	3	187	62.3	0	0
09/09/2023	at Colorado	4	140	35.0	46	0	0	0	0	0	0-1	0	0	2	130	65.0	2	0
09/16/2023	NIU	6	257	42.8	48	0	0	3	0	1	0-0	0	0	6	371	61.8	3	1

## OPPONENT GAME BY GAME

Date	Opponent	Rushing				Receiving				Passing				Kick Returns				Punt Returns				tot off		
		no.	yds	td	lg	no.	yds	td	lg	cmp	att	int	yds	td	lg	no.	yds	td	lg	no.	yds		td	lg
08/31/2023	at Minnesota	25	55	0	11	24	196	1	20	24	44	1	196	1	20	3	49	0	19	1	10	0	10	251
09/09/2023	at Colorado	33	58	2	34	32	396	2	41	32	44	0	396	2	41	0	0	0	0	2	11	0	12	454
09/16/2023	NIU	22	26	0	7	17	123	1	18	17	36	1	123	1	18	1	13	0	13	1	-2	0	0	149
<b>Opponents</b>		<b>80</b>	<b>139</b>	<b>2</b>	<b>34</b>	<b>73</b>	<b>715</b>	<b>4</b>	<b>41</b>	<b>73</b>	<b>124</b>	<b>2</b>	<b>715</b>	<b>4</b>	<b>41</b>	<b>4</b>	<b>62</b>	<b>0</b>	<b>19</b>	<b>4</b>	<b>19</b>	<b>0</b>	<b>12</b>	<b>854</b>
<b>Nebraska</b>		<b>122</b>	<b>627</b>	<b>4</b>	<b>57</b>	<b>36</b>	<b>391</b>	<b>4</b>	<b>34</b>	<b>36</b>	<b>65</b>	<b>4</b>	<b>391</b>	<b>4</b>	<b>34</b>	<b>5</b>	<b>117</b>	<b>0</b>	<b>63</b>	<b>4</b>	<b>11</b>	<b>0</b>	<b>5</b>	<b>1018</b>

### Opponents Averages

Games	Avg/ rush	Avg/ catch	Pass effic	KR avg	PR avg	All purpose avg/game	Total offense avg/game
3	1.7	9.8	114.7	15.5	4.8	317.7	284.7

Date	Opponent	Tackles			Sacks	Fumble	Pass Defense			blkd	PAT attempts			off				
		ua	a	total	tfl-yds	no-yds	ff	fr-yds	int-yds	qbh	brup	kick	kick	rush	rcv	saf	t/o	pts
08/31/2023	at Minnesota	39	20	59	5.0-28	3-26	1	1-0	3-14	5	3	0	1-1	0	0	0	10	13
09/09/2023	at Colorado	39	12	51	6.0-31	2-14	0	3-5	1-4	3	3	0	3-3	0	0	0	16	36
09/16/2023	NIU	34	44	78	4.0-20	1-7	1	1-0	0-0	1	3	0	0-0	0	1	0	0	11
<b>Opponents</b>		<b>112</b>	<b>76</b>	<b>188</b>	<b>15.0-79</b>	<b>6-47</b>	<b>2</b>	<b>5-5</b>	<b>4-18</b>	<b>9</b>	<b>9</b>	<b>0</b>	<b>4-4</b>	<b>0</b>	<b>1</b>	<b>0</b>	<b>26</b>	<b>60</b>
<b>Nebraska</b>		<b>116</b>	<b>66</b>	<b>182</b>	<b>21.0-120</b>	<b>14-104</b>	<b>1</b>	<b>1-0</b>	<b>2-12</b>	<b>10</b>	<b>10</b>	<b>0</b>	<b>8-8</b>	<b>0</b>	<b>0</b>	<b>0</b>	<b>10</b>	<b>59</b>

Date	Opponent	Punting								Field Goals			Kickoffs					
		no.	yds	avg	long	blkd	tb	fc	50+	i20	md-att	long	blkd	no.	yds	avg	tb	ob
08/31/2023	at Minnesota	4	180	45.0	52	0	0	1	1	1	2-3	47	0	3	190	63.3	1	0
09/09/2023	at Colorado	4	153	38.3	43	0	1	2	0	2	3-3	32	0	7	466	66.6	6	0
09/16/2023	NIU	9	368	40.9	54	0	1	3	4	3	1-1	30	0	3	175	58.3	1	0
<b>Opponents</b>		<b>17</b>	<b>701</b>	<b>41.2</b>	<b>54</b>	<b>0</b>	<b>2</b>	<b>6</b>	<b>5</b>	<b>6</b>	<b>6-7</b>	<b>47</b>	<b>0</b>	<b>13</b>	<b>831</b>	<b>63.9</b>	<b>8</b>	<b>0</b>
<b>Nebraska</b>		<b>13</b>	<b>540</b>	<b>41.5</b>	<b>60</b>	<b>0</b>	<b>0</b>	<b>3</b>	<b>1</b>	<b>4</b>	<b>1-2</b>	<b>27</b>	<b>0</b>	<b>11</b>	<b>688</b>	<b>62.5</b>	<b>5</b>	<b>1</b>

## TEAM COMPARISON

Opponent	Score	First Downs			Rushing Number-Yards	Passing		Total Offense Plays-Yards	Return Yards	Turn- Overs	
		Total	Rush	Pass		Pen	Comp-Att.-Int				Yards
Minnesota	10-13	18 / 20	11 / 5	6 / 13	1 / 2	37-181 / 25-55	11-19-3 / 24-44-1	114 / 196	56-295 / 69-251	86 / 73	4 / 1
Colorado	14-36	15 / 23	10 / 4	5 / 16	0 / 3	41-222 / 33-58	11-22-1 / 32-44-0	119 / 396	63-341 / 77-454	23 / 20	4 / 1
NIU	35-11	23 / 12	14 / 3	9 / 7	0 / 2	44-224 / 22-26	14-24-0 / 17-36-1	158 / 123	68-382 / 58-149	31 / 11	1 / 1
<b>Totals</b>	<b>59-60</b>	<b>56 / 55</b>	<b>35 / 12</b>	<b>20 / 36</b>	<b>1 / 7</b>	<b>122-627 / 80-139</b>	<b>36-65-4 / 73-124-2</b>	<b>391 / 715</b>	<b>187-1018 / 204-854</b>	<b>140 / 104</b>	<b>9 / 3</b>

Opponents	3rd Down Conversion	4th Down Conversion	Time of Possession	TOP Margin	Avg Yds/Rush	Avg Yds/Pass	Avg Yds/Play	Punting Number-Avg	Penalties Number-Yards	Sacks
Colorado	4-13 / 9-18	0-2 / 0-1	29:41 / 30:19	-00:38	5.4 / 1.8	5.4 / 9.0	5.4 / 5.9	4-35.0 / 4-38.3	6-40.0 / 9-80.0	8 / 2
NIU	8-14 / 4-15	0-0 / 1-1	36:17 / 23:43	12:34	5.1 / 1.2	6.6 / 3.4	5.6 / 2.6	6-42.8 / 9-40.9	5-70.0 / 2-10.0	3 / 1
<b>Totals</b>	<b>17-38 / 21-50</b>	<b>0-2 / 3-4</b>	<b>95:16 / 84:44</b>	<b>10:32</b>	<b>5.1 / 1.7</b>	<b>6.0 / 5.8</b>	<b>5.4 / 4.2</b>	<b>13-41.5 / 17-41.2</b>	<b>18-165.0 / 14-115.0</b>	<b>14 / 6</b>

Note: Game totals are displayed in the format TEAM/OPPONENT for each category

## NEBRASKA RED ZONE CHART

### Nebraska Inside Opponent Red-Zone

Date	Opponent	Score	Times In RZ	Times Scored	Total Pts	Total TDs	Rush TDs	Pass TDs	FGs Made	Failed to score inside RZ					
										FGA	Down	Int	Fumb	Half	Game
08/31/2023	at Minnesota	L 10-13	2	1	3	0	0	0	1	1	0	1	0	0	0
09/09/2023	at Colorado	L 14-36	1	1	7	1	0	1	0	0	0	0	0	0	0
09/16/2023	NIU	W 35-11	5	5	35	5	3	2	0	0	0	0	0	0	0
<b>Totals 7 of 8 (87.5%)</b>			<b>8</b>	<b>7</b>	<b>45</b>	<b>6</b>	<b>3</b>	<b>3</b>	<b>1</b>	<b>1</b>	<b>0</b>	<b>1</b>	<b>0</b>	<b>0</b>	<b>0</b>

### Opponents Inside Nebraska Red-Zone

Date	Opponent	Score	Times In RZ	Times Scored	Total Pts	Total TDs	Rush TDs	Pass TDs	FGs Made	Failed to score inside RZ					
										FGA	Down	Int	Fumb	Half	Game
08/31/2023	Minnesota	L 10-13	2	2	10	1	0	1	1	1	0	0	0	0	0
09/09/2023	Colorado	L 14-36	6	6	29	3	2	1	3	3	0	0	0	0	0
09/16/2023	NIU	W 35-11	2	2	11	1	0	1	1	1	0	0	0	0	0
<b>Totals 10 of 10 (100.0%)</b>			<b>10</b>	<b>10</b>	<b>50</b>	<b>5</b>	<b>2</b>	<b>3</b>	<b>5</b>	<b>5</b>	<b>0</b>	<b>0</b>	<b>0</b>	<b>0</b>	<b>0</b>

# NEBRASKA & OPPONENT LONG PLAYS & DRIVE INFORMATION

## LONG SEASON PLAYS (20 OR MORE YARDS)

	[-----NEBRASKA-----]				[-----OPPONENT-----]			
	RUSH	PASS	RET	TOT	RUSH	PASS	RET	TOT
Minnesota	2	1	1	4	0	2	0	2
Colorado	3	1	1	5	1	5	0	6
Northern Illinois	1	3	0	4	0	0	0	0
<b>TOTALS</b>	<b>6</b>	<b>5</b>	<b>2</b>	<b>13</b>	<b>1</b>	<b>7</b>	<b>0</b>	<b>8</b>

## OPPONENT LONG PLAYS (8: 1 RUNS; 7 PASSES; 0 RETURNS)

YDS	OPPONENT	PLAY	RESULT
41	Colorado	Pass (Sanders-Weaver)	1st-10
40	Colorado	Pass (Sanders-Hunter)	1st-10
39	Colorado	Pass (Sanders-Weaver)	1st-10
34	Colorado	Rush (Edwards)	1st-10
30	Colorado	Pass (Sanders-Dawson)	Touchdown
22	Colorado	Pass (Sanders-Hunter)	1st-10
20	Minnesota	Pass (Kaliakmanis-Crooms)	1st-10
20	Minnesota	Pass (Kaliakmanis-Crooms)	1st-10

## LONG DRIVE SUPERLATIVES

	NEBRASKA	OPPONENT
Most Yards (Result)	80 at Minnesota (FG)	75 at Colorado; NIU (TD)
Most Plays (Result)	14 No. Illinois (TD)	13 at Minnesota (FG)
Most Time (Result)	7:37 at Minnesota (FG)	7:41 at Minnesota (FG)

## NEBRASKA LONG PLAYS (9; 5 RUNS; 2 PASSES; 2 RETURNS)

YDS	OPPONENT	PLAY	RESULT
63	Minnesota	KOR (Johnson)	1st-10
57	Colorado	Rush (Sims)	Touchdown
44	Colorado	Rush (Johnson)	1st-10
34	Minnesota	Pass (Sims-A. Bullock)	Touchdown
33	Northern Illinois	Pass (Haarberg-A. Bullock)	1st-10
27	Minnesota	Rush (Ervin)	1st-10
26	Colorado	Rush (Ervin)	1st Down
26	Northern Illinois	Pass (Haarberg-Washington)	1st-10
26	Minnesota	Rush (Simms)	1st-10
23	Colorado	KOR (Johnson)	1st-10
21	Colorado	Pass (Sims-Kemp)	1st Down
20	Northern Illinois	Pass (Haarberg-Fidone)	1st-10
20	Northern Illinois	Rush (Haarberg)	Touchdown

## GAME-OPENING DRIVES

OPPONENT	[-----NEBRASKA-----]			[-----OPPONENT-----]		
	PTS.	1ST DWN	YDS	PTS.	1ST DWN	YDS
Minnesota	0	2	32	0	2	28
at Colorado	0	2	38	0	3	30
Northern Illinois	7	3	55	0	0	5

## SECOND-HALF OPENING DRIVES

OPPONENT	[-----NEBRASKA-----]			[-----OPPONENT-----]		
	PTS.	1ST DWN	YDS	PTS.	1ST DWN	YDS
Minnesota	7	1	35	0	0	4
at Colorado	7	2	66	0	1	41
Northern Illinois	0	0	-4	0	0	2



# NEBRASKA & OPPONENT SCORING DRIVES, MISCELLANEOUS STATS

## SCORING DRIVES

GAME	SCORING		[----TIME----]		[---PLAYS---		5 OR LESS	1 OR 0
	DRIVES	TOT	AVG.	TOT	AVG.			
at Minnesota	2	8:34	4:17	15	7.50	1	0	
at Colorado	2	4:02	2:01	10	5.00	1	0	
Northern Illinois	5	18:04	3:36	38	7.60	2	0	
<b>TOTALS</b>	<b>9</b>	<b>30:40:00</b>	<b>3:24</b>	<b>63</b>	<b>7.0</b>	<b>4</b>	<b>0</b>	
<b>OPPONENTS</b>	<b>12</b>	<b>32:39:00</b>	<b>2:43</b>	<b>88</b>	<b>7.33</b>	<b>3</b>	<b>1</b>	

## NEBRASKA POINTS OFF TURNOVERS

GAME	TOs GAINED	TD	FG-FGA	PTS.	(NU FUM./LOST, INT)
at Minnesota	1 (0/0 F/L, 1 INT)	0	1-1	3	4 (2/1 F/L, 3 INT)
Colorado	1 (1/1 F/L, 0 INT)	1	0-0	7	4 (4/3 F/L, 1 INT)
Northern Illinois	1 (1/0 F/L, 1 INT)	1	0-0	7	1 (1/1 F/L, 0 INT)
<b>TOTAL</b>	<b>3 (2/1 F/L, 2 INT)</b>	<b>2</b>	<b>1-1</b>	<b>17</b>	<b>9 (7/5 F/L, 4 INT)</b>
<b>OPPONENTS</b>	<b>9 (7/5 F/L, 4 INT)</b>	<b>3</b>	<b>3-4</b>	<b>30</b>	<b>3 (2/1 F/L, 2 INT)</b>

## PENALTY NUMBERS

	NU PEN.-YDS.	OPP. PEN.-YDS
at Minnesota	7-55	3-25
at Colorado	6-40	9-80
No. Illinois	5-70	2-10
<b>TOTALS (AVG/PENALTY)</b>	<b>18-165 (9.2)</b>	<b>14-115 (8.2)</b>
<b>AVG/GAME</b>	<b>6.0-55.0</b>	<b>4.7-38.3</b>

## STARTING FIELD POSITION\*

GAME	NU AVG. START	OPP. AVG. START	NU DIFF.
	(yards/drives/in 20/past 50)	(yards/drives/in 20/past 50)	
at Minnesota	29.8 (268/9/3/1)	25.1 (251/10/5/0)	4.7
at Colorado	24.5 (319/13/2/0)	43 (559/13/0/3)	-18.5
Northern Illinois	29.5 (383/13/4/2)	29.8 (387/13/2/1)	-0.3
<b>TOTAL</b>	<b>27.7 (970/35/9/3)</b>	<b>33.3 (1197/36/7/4)</b>	<b>-5.5</b>

\*does not include drives with time of 0:00 (i.e. defensive and special teams touchdowns, end of half turnovers, overtime, etc.)

## NEBRASKA SCORING DRIVES

OPPONENT	[----DRIVE----]					
	PLAYS	YDS	TIME	SCORE	QTR./TIME	PLAY
Minnesota	2	35	0:57	7-3	3rd/14:03	Bullock 34-yd. pass from Sims
Minnesota	13	80	7:37	10-3	4th/12:42	Alvano 27-yd. FG
Colorado	4	66	2:10	7-13	3rd/9:50	Sims 57-yd. rush
Colorado	6	57	1:51	14-36	4th/0:00	Fidone 4-yd. pass from Haarberg
Northern Illinois	6	55	3:17	7-0	1st/9:39	Kemp 10-yd reception from Haarberg
Northern Illinois	4	36	2:13	14-3	2nd/3:15	Fidone 16-yd reception from Haarberg
Northern Illinois	14	76	7:10	21-3	3rd/1:00	Ervin 3-yd rush
Northern Illinois	9	65	5:33	28-3	8th/8:19	Haarberg 20-yd rush
Northern Illinois	5	35	3:07	35-3	4th/3:23	Grant 11-yd rush

## OPPONENT SCORING DRIVES

OPPONENT	[----DRIVE----]					
	PLAYS	YDS	TIME	SCORE	QTR./TIME	PLAY
Minnesota	13	67	7:41	3-0	2nd/12:31	Kesich 34-yd. FG
Minnesota	10	53	2:21	10-10	4th/2:32	Jackson 13-yd. pass from Kaliakmanis
Minnesota	6	22	0:58	13-10	4th/0:00	Kesich 47-yd. FG
Colorado	4	6	1:12	3-0	2nd/4:20	Feely 31-yd. FG
Colorado	1	30	0:08	10-0	2nd/2:35	Dawson 30-yd. pass from Sanders
Colorado	6	50	0:49	13-0	2nd/0:00	Feely 32-yd. FG
Colorado	10	75	3:01	20-7	3rd/6:49	Weaver 12-yd. pass from Sanders
Colorado	8	55	3:45	23-7	3rd/1:20	Feely 30-yd. FG
Colorado	9	65	4:09	29-7	4th/10:45	Dawson 8-yd. rush
Colorado	6	55	3:03	36-7	4th/4:54	Sanders 6-yd. rush
Northern Illinois	4	-8	2:13	3-7	1st/3:08	Seibert 30-yd FG
Northern Illinois	11	75	0:04	11-35	4th/0:04	Carter 4-yd. pass from Hampton





# INDIVIDUAL CAREER/SEASON SUPERLATIVES

## SEASON AND CAREER, MOST PASSING YARDS

PLAYER	2023		CAREER	
	2023	CAREER	2023	CAREER
Heinrich Haarberg	158 vs. Northern Illinois	same	33 vs. Northern Illinois (A. Bullock)	same
Chubba Purdy	20 vs. Northern Illinois	181 <sup>^</sup> vs. NC State, '20	12 vs. Northern Illinois (Haarberg)	69 <sup>^</sup> vs. NC State, '20
Jeff Sims	114 at Minnesota	359 vs. Pittsburgh, '21	34* at Minnesota (A. Bullock)	77 # Georgia Tech, '21

\*-Indicates touchdown pass; #-Georgia Tech; ^ - at Florida State

## SEASON AND CAREER, LONGEST PASS

## SEASON AND CAREER, MOST RECEIVING YARDS

PLAYER	2023		CAREER	
	2023	CAREER	2023	CAREER
Alex Bullock	56 at Minnesota	same	34 * at Minnesota (Sims)	same
Nate Boerkircher	33 at Colorado	same	17 at Colorado (Sims)	19 vs. North Dakota, '22 (Thompson)
Isaiah Garcia-Castaneda	7 at Minnesota	120 at Northwestern, '22	6 at Minnesota (Sims)	75-& at New Mexico, '21
Gabe Ervin Jr.	20 vs. Northern Illinois	same	12 vs. Northern Illinois (Haarberg)	same
Thomas Fidone III	42 vs. Northern Illinois	same	20 vs. Northern Illinois (Haarberg)	same
Josh Fleeks	4 vs. Northern Illinois	126# at Oklahoma State, '19	4 vs. Northern Illinois (Haarberg)	64 # at Oklahoma State, '19
Anthony Grant	9 vs. Northern Illinois	34 at Rutgers '22	9 vs. Northern Illinois (Haarberg)	16 vs. Illinois, '22 (Thompson)
Heinrich Haarberg	10 at Minnesota	same	6 at Minnesota (Sims)	same
Billy Kemp IV	57 at Colorado	106 ! at North Carolina, '21	21 at Colorado (Sims)	32-! at North Carolina, '21
Rahmir Johnson	6 at Minnesota	105 Michigan, '21	6 at Minnesota (Sims)	43 Michigan, '21 (Martinez)
Marcus Washington	37 vs. Northern Illinois	123 vs. Ga. Southern, '22	26 vs. Northern Illinois (Haarberg)	58-@ vs. Oklahoma State 2021

\*-Indicates touchdown scored; &-at New Mexico State; @-Texas; !-at Virginia; #-at Baylor; % - Nebraska School Record

## SEASON AND CAREER, LONGEST CATCH

## SEASON AND CAREER, MOST RUSHING YARDS

PLAYER	2023		CAREER	
	2023	CAREER	2023	CAREER
Gabe Ervin Jr.	74 at Colorado	same	27 at Minnesota	same
Anthony Grant	46 vs. Northern Illinois	189 vs. North Dakota '22	11* vs. Northern Illinois	46** at NW; vs. No. Dakota, '22
Isaiah Garcia-Castaneda	98 vs. Northern Illinois	6 vs. Kentucky, '21	6 & vs. Kentucky, '21	same
Heinrich Haarberg	98 vs. Northern Illinois	same	20 vs. Northern Illinois	same
Tommi Hill	-5 vs. Northern Illinois	same	-5 vs. Northern Illinois	same
Rahmir Johnson	66 at Colorado	83 at Minnesota, '21	44 at Colorado	same
Luke Lindenmeyer	-2 at Colorado	same	-1 at Colorado	same
Jalen Lloyd	9 at Minnesota	same	9 at Minnesota	same
Trevin Lubin	18 vs. Northern Illinois	same	18 vs. Northern Illinois	same
Chubba Purdy	54 <sup>^</sup> vs. NC State, '20	54 <sup>^</sup> vs. NC State, '20	21 <sup>^</sup> vs. NC State, '20	same
Jeff Sims	91 at Minnesota	128 # North Carolina, '21	*57 at Colorado	same

\*-Indicates touchdown scored; ^-Florida State; #-Georgia Tech; &-New Mexico State

## SEASON AND CAREER, LONGEST RUN

## SEASON AND CAREER, MOST TACKLES, TFLS AND SACKS

PLAYER	TACKLES (2023)		CAREER		TFL (2023)	CAREER		SACKS (2023)	CAREER	
	2023	CAREER	2023	CAREER		2023	CAREER			
Chief Borders	2 vs. No. Illinois	same	same	none			none			none
Dwight Bootle	2 vs. No. Illinois	same	same	none			none			none
Derek Branch	1 vs. No. Illinois	same	same	none			none			none
Kody Bretz	1 at Colorado	same	same	none			none			none
Omar Brown	7 at Minnesota	11 \$, at Iowa State, '19	1.0 at Colorado	1.0-\$ 10x, last at CU, '23			none			none
Ru'Quan Buckley	1 vs. Fordham, '21	1 vs. Fordham, '21		none			none			none
Marques Buford Jr.	8 at NW; vs. Minn., '22	8 at NW; vs. Minn., '22		1.0 vs UND, Illinois '22			none			none
John Bullock	6 at Minnesota	same		none			none			none
Jimari Butler	2 at Colorado	2 3x, last at Colorado '23	1.0 at Colo.; NIU	1.0 3x, last vs. No. Illinois	1.0 at Colo.; NIU	1.0 at Colo.; NIU	same			same
Isaac Gifford	8 at Colorado	11 vs. Ga. Southern, '22	1.0 at Minnesota	2.0 vs. Indiana, '22			1.0 at Minnesota			1.0 vs. Illinois, 2022
Blaise Gunnerson	4 at Minnesota	same	1.0 at Minnesota	same			1.0 at Minnesota			same
Mikai Gbaylor	6 at Colorado	same	1.0 at Colorado	same			1.0 at Colorado			none
Malcolm Hartzog	6 at Colorado	same	1.0 at Minnesota	1.0 vs. Wis, '22; at Minn., '23			1.0 at Minnesota			none
Nick Henrich	3 at Colorado	15 vs. Michigan, '21	2.0 at Colorado	same			2.0 at Colorado			same
Tommi Hill	1 at Colorado; vs. NIU	8 vs. Ga. Southern, '22		none						none
Nash Hutmacher	6 vs. No. Illinois	same	2.5 vs. No. Illinois	same			1.0 at Minnesota			same
Elijah Jeudy	1 at Colorado	1 ^ vs. Prairie View, '21; at Colo.								
Sua Lefotu		none		none						none
Cameron Lenhardt	3 at Minn.; at Colo.	same	2.0 at Colorado	same			2.0 at Colorado			same
Tamon Lynum	1 at Colo.; vs. No. Illinois	1 3x, last at Colorado	1.0 at Colorado	same			1.0 at Colorado			same
Ethan Nation	1 vs. No. Illinois			none						none
Quinton Newsome	6 at Minnesota	10 vs. Ohio State, '21		2.5 vs. Illinois, '22						1 vs. Fordham, '21' Ill. '22
Luke Reimer	5 at Minnesota; Colorado	19 vs. Purdue, '21	1.5 at Colorado	1.5 4x, last at Colorado, '23			1.5 at Colorado			same
Ty Robinson	2 at Colorado; No. Illinois	6 vs. Illinois, '22	0.5 vs. No. Illinois	1.0 6x, last vs. Minnesota, '22			0.5 vs. No. Illinois			1 3x, last vs. Minnesota, '22
A.J. Rollins	4 vs. No. Illinois	same		none						none
DeShon Singleton	7 at Minnesota	same	1.0 at Colorado	same						none
Phalen Sanford	3 vs. No. Illinois	3 at Purdue, '22; vs. No. Illinois		none						none
MJ Sherman	3 at Minnesota	same	1.0 vs. No. Illinois	same			1.0 vs. No. Illinois			same
Garrett Snodgrass	1 at Minnesota	4 vs. Illinois, '20		none						none
Grant Tagge		1 at Illinois; at Wis., '21		none						none
Riley Van Poppel	1 at Colorado	same	0.5 at Colorado	same			0.5 at Colorado			same
Princewell Umanmeilen	2 vs. No. Illinois	same		none						none
Kai Wallen	1 at Colorado	same		none						none
Javin Wright	4 at Minn.; vs. No. Illinois	same		none						none

\$-at Northern Iowa; %-Arizona State; #-Georgia; ^-at Texas A&M



# NEBRASKA STATISTICAL HIGHS AND LOWS

NEBRASKA TOTALS	HIGHS	LOWS
Points Scored	35 vs. Northern Illinois	10 at Minnesota
First Downs	23 vs. Northern Illinois	15 at Colorado
Rushing Attempts	44 vs. Northern Illinois	37 at Minnesota
Rushing Yards	224 vs. Northern Illinois	181 at Minnesota
Passes Attempted	24 vs. Northern Illinois	19 at Minnesota
Passes Completed	14 vs. Northern Illinois	11 at Minnesota, at Colorado
Had Intercepted	3 at Minnesota	0 vs. Northern Illinois
Passing Yards	158 vs. Northern Illinois	114 at Minnesota
Total Plays	68 vs. Northern Illinois	56 at Minnesota
Total Yards	382 vs. Northern Illinois	295 at Minnesota
Possession Time	36:17 vs. Northern Illinois	29:18 at Minnesota
Fumbles	4 at Colorado	1 vs. Northern Illinois
Fumbles Lost	3 at Colorado	1 at Minnesota; vs. Northern Illinois
Turnovers	4 at Minnesota, at Colorado	1 vs. Northern Illinois
Turnover Margin	0 vs. Northern Illinois	-3 at Minnesota, at Colorado
Penalties	7 at Minnesota; Northern Illinois	6 at Colorado
Yards Penalized	70 vs. Northern Illinois	40 at Colorado
Sacks By-Yards Lost	8.0-65 at Colorado	3.0-12 at Minnesota; 3.0-27 vs. Northern Illinois
Team Tackles for Loss-Yards	11-71 at Colorado	5.0-19 at Minnesota; 5.0-30 vs. Northern Illinois

## NEBRASKA INDIVIDUAL OFFENSIVE HIGHS

Most Rushing Attempts	21; Heinrich Haarberg vs. Northern Illinois
Most Net Rushing Yards	98; Heinrich Haarberg vs. Northern Illinois
Most Rushing TDs	1; Jeff Sims at Colo.; Gabe Ervin vs. NIU; Heinrich Haarberg vs. NIU; Anthony Grant vs. NIU
Longest TD Run	57; Jeff Sims at Colorado
Longest Run, No TD	44; Rahmir Johnson at Colorado
Most Pass Attempts	24; Heinrich Haarberg vs. Northern Illinois
Most Completed Passes	14; Heinrich Haarberg vs. Northern Illinois
Most Passing Yards	158; Heinrich Haarberg vs. Northern Illinois
Most Passing TDs	2; Heinrich Haarberg vs. Northern Illinois
Longest TD Pass	34; Jeff Sims to Alex Bullock at Minnesota
Longest Pass, No TD	33; Heinrich Haarberg to Alex Bullock vs. Northern Illinois
Most Pass Receptions	5; Billy Kemp IV at Colorado
Most Receiving Yards	57; Billy Kemp IV at Colorado
Most TD Receptions	1; Alex Bullock at Minnesota; Thomas Fidone III at Colorado, vs. NIU; Billy Kemp vs. NIU
Most Total Offense Attempts	45; Heinrich Haarberg vs. Northern Illinois (21 rush, 24 pass)
Most Total Offense Yards	256; Heinrich Haarberg vs. Northern Illinois (98 rush, 158 passing)
Most All-Purpose Attempts	21; Heinrich Haarberg vs. Northern Illinois
Most All-Purpose Yards	98; Heinrich Haarberg vs. Northern Illinois
Most Touchdowns Scored	1; Nine times

## NEBRASKA INDIVIDUAL SPECIAL TEAMS HIGHS

Most Field Goals Attempted	1; Tristan Alvano at Minnesota; at Colorado
Most Field Goals Made	1; Tristan Alvano at Minnesota
Longest Field Goal Made	27; Tristan Alvano at Minnesota
Longest Field Goal Attempted	45; Tristan Alvano at Colorado
Longest Punt Return, TD	None
Longest Punt Return, No TD	5; Billy Kemp at Minnesota
Most Punt Return Yardage	8; Billy Kemp at Minnesota
Longest Kickoff Return, TD	None
Longest Kickoff Return, No TD	63; Rahmir Johnson at Minnesota
Longest Blocked Punt, TD	None
Longest Blocked Field Goal Return	None
Most Kickoff Return Yardage	63; Rahmir Johnson at Minnesota
Most Punts	6; Brian Buschini vs. Northern Illinois (42.8 avg)
Highest Punting Average	47.7; Brian Buschini at Minnesota (3 punts)
Longest Punt	60; Brian Buschini at Minnesota
Most Blocked Field Goals	None
Most Blocked Punts	None
Most Blocked PAT	None

## NEBRASKA INDIVIDUAL DEFENSIVE HIGHS

Most Total Tackles	8; Isaac Gifford (8 solo, 0 asst.) at Colorado
Most Solo Tackles	8; Isaac Gifford at Colorado
Most Tackles for Loss	2.5; Nash Hutmacher vs. Northern Illinois
Most Yards Lost	15; Nick Henrich (2.0 TFL) at Colorado
Most Quarterback Sacks	2.0; Cameron Lenhardt and Nick Henrich at Colorado
Most Yards Lost	15; Nick Henrich (2.0 sacks) at Colorado
Most Pass Breakups	2; Quinton Newsome vs. Northern Illinois
Most Interceptions	1; Omar Brown vs. Minnesota; Javin Wright vs. Northern Illinois
Longest Interception TD Return	None
Longest Interception Return, No TD	12; Javin Wright vs. Northern Illinois
Longest Fumble TD Return	None
Longest Fumble Return, No TD	0; Sua Lefotu vs. Colorado

## OPPONENT STATISTICAL HIGHS AND LOWS

OPPONENT TOTALS	HIGHS	LOWS
Points Scored	36 at Colorado	11 vs. Northern Illinois
First Downs	24 at Colorado	12 vs. Northern Illinois
Rushing Attempts	33 at Colorado	25 at Minnesota
Rushing Yards	58 at Colorado	26 vs. Northern Illinois
Passes Attempted	44 at Minnesota; at Colorado	36 vs. Northern Illinois
Passes Completed	32 at Colorado	17 vs. Northern Illinois
Had Intercepted	1 at Minnesota; vs. Northern Illinois	0 at Colorado
Passing Yards	396 at Colorado	123 vs. Northern Illinois
Total Plays	77 at Colorado	58 vs. Northern Illinois
Total Yards	454 at Colorado	149 vs. Northern Illinois
Possession Time	30:42 at Minnesota	23:43 vs. Northern Illinois
Fumbles	1 at Colorado; vs. Northern Illinois	0 at Minnesota
Fumbles Lost	1 at Colorado	0 at Minnesota; vs. Northern Illinois
Turnovers	1 at Minnesota; at Colorado; vs. Northern Illinois	1 at Minnesota; at Colorado
Turnover Margin	+3 at Minnesota; at Colorado	+3 at Minnesota; at Colorado
Penalties	9 at Colorado	2 vs. Northern Illinois
Yards Penalized	80 at Colorado	10 vs. Northern Illinois
Sacks By-Yards Lost	3.0-26 at Minnesota	1.0-7 vs. Northern Illinois
Team Tackles for Loss-Yards	6.0-31 at Colorado	4.0-20 vs. Northern Illinois

### OPPONENT INDIVIDUAL HIGHS

Most Yards Rushing	55; Dylan Edwards (Colorado)
Most Rushing Attempts	10; Sean Tyler (Minnesota)
Most Yards Passing	393; Shedeur Sanders (Colorado)
Most Passing Attempts	44; Athan Kaliakmanis (Minnesota)
Most Pass Completions	31; Shedeur Sanders (Colorado)
Most Pass Receptions	10; Xavier Weaver (Colorado)
Most Yards Receiving	170; Xavier Weaver (Colorado)

### OPPONENT INDIVIDUAL LONGEST PLAYS

Rush	34; Dylan Edwards (Colorado)
Pass	41; Shedeur Sanders to Xavier Weaver (Colorado)
Field Goal	47; Dragan Kesich (Minnesota)
Punt Return	10; Quentin Redding (Minnesota)
Kickoff Return	19; Quentin Redding (Minnesota)
Fumble Return	None
Interception Return	14; Tyler Nubin (Minnesota)
Punt	54; Tom Foley (Northern Illinois)

\*-Indicates touchdown scored

## MINNESOTA 13, NEBRASKA 10

SCORE BY QUARTERS	1	2	3	4	FINAL
Nebraska	0	0	7	3	10
Minnesota	0	3	0	10	13

### SCORING SUMMARY

QTR	TEAM	TIME	SCORE
2nd	MINN	12:31	Kesich 34 yd Field Goal
3rd	NEB	14:03	A. Bullock 34 yd pass from Sims (Alvano kick)
4th	MINN	02:32	Jackson 13 yd pass from Kaliakmanis (Kesich kick)
4th	MINN	00:00	Kesich 47 yd Field Goal

**Minneapolis (Aug. 31)** Nebraska's defense provided an outstanding effort, but a 47-yard walk-off field goal by Minnesota's Dragan Kesich lifted the Golden Gophers to a 13-10 victory over the Huskers.

Minnesota capitalized on a pair of Nebraska turnovers in the final five minutes after the Huskers built a 10-3 lead and had the ball near midfield late in the fourth quarter.

Nebraska finished the night with 181 rushing yards and 114 passing yards, while holding the Gophers to just 55 on the ground and 196 through the air. A 4-1 turnover edge by the Gophers was enough to doom the Big Red.

Quarterback Jeff Sims finished the night 11-of-19 through the air for 114 yards, while adding a team-best 91 rushing yards on 19 carries. Alex Bullock led the Husker receivers with three receptions for 56 yards and a touchdown.

DeShon Singleton and Omar Brown led a gritty Blackshirt defensive effort with seven tackles apiece, while Brown added an interception. Nash Hutmacher, Blaise Gunnerson and Luke Reimer all contributed sacks for the Husker defense that allowed just 251 yards.

The decisive turnover came with less than one minute left and Nebraska moving the ball in hopes of a walk-off score of its own. A Sims pass over the middle intended for Nate Boerkircher was intercepted by Minnesota's Tyler Nuben - his second of the game - at the Gopher 35 with 58 seconds remaining. Minnesota then moved the ball quickly to the Nebraska 35, hoping to push the ball a few yards closer for the strong leg of Kesich. But the Gophers were flagged for a false start to set up 3rd-and-13 at the NU 40 with 17 seconds left. The Gophers overcame the mistake with an 11-yard run by Sean Tyler to set up Kesich's 47-yard field goal as time expired.

The whole exchange may have been impossible had the Big Red not suffered a lost fumble from Anthony Grant with 4:53 left that was forced by Justin Walley and recovered by Aidan Gousby at the Minnesota 47. Just over two minutes later, UM quarterback Athan Kaliakmanos kept Minnesota's hopes alive by connecting with Daniel Jackson on a 13-yard touchdown on 4th-and-10 with 2:32 remaining in the game. Kaliakmanis finished the night 24-of-44 passing for 196 yards with one touchdown and one interception while being sacked three times. Jackson led the Gopher receivers with nine receptions for 68 yards.

In a low-scoring Big Ten slugfest, Nebraska scored its first touchdown of the season on back-to-back huge plays to open the second half. Rahmir Johnson opened the second half with a 63-yard kickoff return. On the first play from scrimmage, Sims pitched the ball to the right to Grant, who threw a lateral back to Sims in the left flat that bounded to the turf. Sims gave chase, gathered the ball and threw deep for a 34-yard touchdown to Alex Bullock, who was standing alone in the end zone.

Nebraska's defense continued to play lights out for the rest of the quarter, including a crucial interception by cornerback Omar Brown late in the period after the Golden Gophers threatened the Husker red zone.

The Big Red moved the ball effectively late in the period and took the 7-3 edge to fourth quarter after penetrating the Minnesota red zone. The Huskers pushed inside the Gopher 5 but could not punch it in the end zone. Alvano came on to boot the first field goal of his career, connecting from 27 yards with 12:42 left to extend NU's edge to 10-3.

### TEAM STATISTICS

	NEB	MINN
FIRST DOWNS	18	20
RUSHES-YARDS (NET)	37-181	25-55
PASSING YDS (NET)	114	196
Passes Att-Comp-Int	11-19-3	24-44-1
TOTAL OFFENSE PLAYS-YARDS	56-295	69-251
Fumble Returns-Yards	0-0	0-0
Punt Returns-Yards	2-8	1-10
Kickoff Returns-Yards	2-78	3-49
Interception Returns-Yards	1-0	3-14
Punts (Number-Avg)	3-47.7	4-45.0
Fumbles-Lost	2-1	0-0
Penalties-Yards	7-55	3-25
Possession Time	29:18	30:42
Third-Down Conversions	5-11	8-17
Fourth-Down Conversions	0-0	2-2
Red-Zone Scores-Chances	1-2	2-2
Sacks By: Number-Yards	3-12	3-26

**RUSHING:** MINN-Tyler, Sean 10-41; Williams, Bryce 6-14; Kaliakmanis, Athan 6-5 Taylor, Darius 1-3; TEAM 1-3; Jackson, Daniel 1-5. **NEB-**Sims, Jeff 19-91; Ervin Jr., Gabe 7-55; Grant, Anthony 9-27; Lloyd Jaylen 1-9; Johnson, Rahmir 1-1

**PASSING:** MINN-Kaliakmanis, Athan 24-44-1-196-1. **NEB-**Sims, Jeff 11-19-3-114-1

**RECEIVING:** MINN- Jackson, Daniel 9-68; Crooms, Corey 7-63; Spann-Ford, Brevyn 5-45; Williams, Bryce 2-11; Spencer, Elijah 1-9. **NEB-**Bullock, Alex 3-56; Washington, Marcus 3-31; Johnson, Rahmir 2-6; Haarberg, Heinrich 1-10 Garcia-Castaneda, Isaiah 1-7; Boerkircher, Nate 1-4

**INTERCEPTIONS:** MINN-Nubin, Tyler 2-14; Jones, Tre'von 1-0. **NEB-**Brown, Omar 1-0

**FUMBLES:** MINN-None; **NEB-**Team 1-0; Anthony Grant 1-1;

**TACKLES:** MINN-Jones, Tre'Von 8-1. **NEB-**Brown, Omar 5-2; Singleton, DeShon 2-5

## NO. 22 COLORADO 36, NEBRASKA 14

SCORE BY QUARTERS	1	2	3	4	FINAL
Nebraska	0	0	7	7	14
No. 22 Colorado	0	13	10	13	36

### SCORING SUMMARY

QTR	TEAM	TIME	SCORE
2	COL	04:20	Feely 31 yd Field Goal
2	COL	02:35	Dawson 30 yd pass from Sanders (Feely kick)
2	COL	00:00	Feely 32 yd Field Goal
3	NEB	09:50	Sims 57 yd rush (Alvano kick)
3	COL	06:49	Weaver 12 yd pass by Sanders (Feely kick)
3	COL	01:20	Feely 30 yd Field Goal
4	COL	10:45	Dawson 8 yd rush (Pass Failed)
4	COL	04:54	Sanders 6 yd rush (Feely kick)
4	NEB	00:00	Fidone II 4 yd from Haarberg (Alvano Kick)

**Boulder, Colo. (Sept. 9)** - Nebraska got a third-quarter touchdown by Jeff Sims to pull within 13-7, but the Huskers were unable to get any closer as No. 22 Colorado pulled away for a 36-14 victory.

Sims capped a 66-yard drive with a career-long 57-yard sprint to paydirt to pull the Big Red within six with 9:50 remaining in the third quarter.

The rest of the second half belonged to Colorado, as the Buffaloes put up 23 unanswered points before Nebraska scored in the final seconds.

Colorado quarterback Shedeur Sanders connected on 31-of-42 passes for 393 yards and two touchdowns and rushed for another. Xavier Weaver led the CU receiving corps with 10 grabs for 170 yards and a score that extended CU's advantage to 20-7 midway through the third quarter.

The Huskers managed 341 total yards, including 119 passing and 222 rushing, while the Buffaloes had 468 total yards, including 396 through the air, and took advantage of four Husker turnovers that led to 17 CU points.

Colorado capitalized on back-to-back turnovers to break a scoreless tie and take a 13-0 lead into the locker room. A fumbled snap gave CU the ball at the NU 25-yard line before settling for a Jace Feely 31-yard field goal. On the next possession, Sims was picked off and CU turned that miscue into a touchdown, as Sanders found Tar'Varish Dawson on a 30-yard pass on the Buffs' next play from scrimmage. After a Husker punt, Feely's 32-yard field goal capped a six-play 50-yard drive in the final seconds of the first half.

Sims completed 9-of-15 passes for 106 yards and an interception, while Heinrich Haarberg completed 2-of-6 attempts for 13 yards and a score for Nebraska. Billy Kemp IV was Nebraska's top target, hauling in five catches for 57 yards. Gabe Ervin Jr. led the NU ground game with a career-high 74 yards on 17 carries. Sims added 67 yards on 10 attempts with a score, while Rahmir Johnson contributed 66 yards on 11 totes.

After Sims' score, Colorado responded by going 75 yards in 10 plays capped by Weaver's 12-yard touchdown catch after his 41-yard catch and run on third down set up the score. The Buffaloes tacked on a field goal and a pair of touchdowns to grow the lead to 29, before Haarberg threw a 4-yard pass for Travis Fidone II on the final play from scrimmage.

Nebraska had eight sacks - the most by Nebraska since 2009 in the losing effort, including two apiece from Nick Henrich and Cameron Lenhardt.

### TEAM STATISTICS

	NEB	COLO
FIRST DOWNS	16	23
RUSHES-YARDS (NET)	41-222	33-72
PASSING YDS (NET)	119	396
Passes Att-Comp-Int	11-22-1	32-44-0
TOTAL OFFENSE PLAYS-YARDS	63-341	77-454
Fumble Returns-Yards	0-0	1-5
Punt Returns-Yards	0-0	1-11
Kickoff Returns-Yards	1-23	0-0
Interception Returns-Yards	0-0	1-4
Punts (Number-Avg)	4-35.0	4-38.2
Fumbles-Lost	4-3	1-1
Penalties-Yards	6-40	9-80
Possession Time	29:41	30:19
Third-Down Conversions	4-13	10-18
Fourth-Down Conversions	0-2	0-1
Red-Zone Scores-Chances	1-1	6-6
Sacks By: Number-Yards	8-65	2-14

**RUSHING:** COLO-Edwards, Dylan 9-55; Hankerson, Anthony 6-26; Offerdahl, Charlie 2-11; Dawson, Tar'Vish 1-8; Wilkerson, Sy'Veon 1-1; Smoke, Kavosley 1-0; Horn Jr., Jimmy 1-1; Staub, Ryan 1-12; Sanders, Shedeur 11-16. **NEB-**Ervin Jr., Gabe 17-74; Sims, Jeff 10-67; Johnson, Rahmir 11-66; Haarberg, Heinrich 2-17; Lindenmeyer, Luke 1-2.

**PASSING:** COLO-Sanders, Shedeur 31-42-0-393-2; Staub, Ryan 1-2-0-3-0. **NEB-**Sims, Jeff 9-15-1-106-0; Haarberg, Heinrich 2-6-0-13-1; Purdy, Chubba 0-1-0-0-0.

**RECEIVING:** COLO- Weaver, Xavier 10-170; Horn Jr., Jimmy 8-64; Hunter, Travis 3-73; Dawson, Tar'Vish 3-41; Edwards, Dylan 3-8; Harrison, Michael 2-25; Hankerson, Anthony 1-8; Wilkerson, Sy'Veon 1-4; Gaines, Willie 1-3. **NEB-**Kemp IV, Billy 5-57; Boerkircher, Nate 2-33; Fidone III, Thomas 2-13; Washington, Marcus 1-13; Johnson, Rahmir 1-3

**INTERCEPTIONS:** COLO-Silmon-Craig, Cam'Ron 1-15. **NEB-**None

**FUMBLES:** COLO- Staub, Ryan 1-1 **NEB-** Sims, Jeff 2-2, Lindenmeyer, Luke 1-0, Ervin Jr., Gabe 1-1

**TACKLES:** COLO- Cooper, Omarion 5-1. **NEB-**Gifford, Isaac 8-0

# NEBRASKA 35, NO. ILLINOIS 11

SCORE BY QUARTERS	1	2	3	4	FINAL
Northern Illinois	3	0	0	8	11
Nebraska	7	7	7	14	35

## SCORING SUMMARY

QTR	TEAM	TIME	SCORE
1st	NEB	09:39	Kemp 10 yd pass from Haarberg (Alvano kick)
1st	NIU	03:08	Seibert 30 yd Field Goal
2nd	NEB	03:15	Fidone II 16 yd pass from Haarberg (Alvano kick)
3rd	NEB	01:00	Ervin Jr. 3 yd rush (Alvano kick)
4th	NEB	08:19	Haarberg 20 yd rush (Alvano kick)
4th	NEB	03:23	Grant 11 yd rush (Alvano kick)
4th	NIU	00:04	Carter 4 yd pass from Hampton (Dozier pass from Hampton)

**Lincoln (Sept. 16)** -The Blackshirts put up an impressive defensive performance, while quarterback Heinrich Haarberg guided the Huskers effectively in his first career start as Nebraska picked up its first win under Matt Rhule with a 35-11 victory over Northern Illinois in the home opener at Memorial Stadium.

Haarberg, making the start as Jeff Sims was out with an injury, finished with 256 total yards to guide a Husker attack that rolled up 382 yards of total offense. Haarberg completed 14-of-24 passes for 158 yards and two touchdowns while rushing for 98 yards and a score on 21 carries.

The Blackshirts were dominant, holding Northern Illinois to just 26 rushing yards, while limiting NIU starting quarterback Rocky Lombardi to 11-for-28 passing for 73 yards and an interception. Nebraska, which notched its first win of the season, held Northern Illinois to just 149 total yards in a dominant defensive performance, as the Huskies were held without a touchdown until the final seconds of the game.

The Huskers scored on their first possession, going 55 yards in six plays as Haarberg connected with Billy Kemp IV on a 10-yard touchdown strike to put the Huskers up 7-0 with 9:39 left in the first quarter.

Northern Illinois had an early opportunity to tie the game, getting the ball first-and-goal at the NU 5-yard line following a sack and fumble by Haarberg. The Blackshirts stood tall and got a nine-yard sack on third down to force a 30-yard field goal from Jake Seibert.

Nebraska continued to lead 7-3 until late in the second quarter, when the Huskers took advantage of a short field that was created by a stout Husker defense and a low snap that was momentarily mishandled in the end zone by NIU's punter. Nebraska needed only four plays to go 36 yards, as Haarberg found Thomas Fidone II for a 16-yard scoring strike to extend the lead to 14-3. Fidone finished with team highs of four receptions for 42 yards in the game.

Nebraska used its best drive of the night to extend the lead to 21-3 late in the third quarter. NU marched 76 yards on 14 plays before Gabe Ervin Jr. scored from three-yards out with 1:00 left in the third period. The sophomore running back finished with 14 carries for 67 yards on the night.

Haarberg led another sustained drive in the fourth quarter, moving the Big Red 65 yards in nine plays capped by his own 20-yard touchdown run to put the Huskers up 28-3 with 8:19 left. Javin Wright's interception set up NU's last score, as Anthony Grant scampered 11 yards to paydirt to wrap up a 35-yard drive in five plays to make it 35-3 with 3:23 remaining.

NIU was held under 100 total yards until an 11-play, 75-yard drive in the final minutes culminated in a Chris Carter four-yard touchdown reception from Ethan Hampton with four seconds remaining.

## TEAM STATISTICS

	NIU	NEB
FIRST DOWNS	12	23
RUSHES-YARDS (NET)	22-26	44-224
PASSING-YARDS (NET)	123	158
Passes Att-Comp-Int	17-36-1	14-24-0
TOTAL OFFENSE PLAYS-YARDS	58-149	68-382
Fumble Returns-Yards	0-0	0-0
Punt Returns-Yards	1--2	2-3
Kickoff Returns-Yards	1-13	2-16
Interception Returns-Yards	0-0	1-12
Punts (Number-Avg)	9-40.9	6-42.8
Fumbles-Lost	0-0	0-0
Penalties-Yards	2-10	5-70
Possession Time	23:43	36:17
Third-Down Conversions	4-15	8-14
Fourth-Down Conversions	1-1	0-0
Red-Zone Scores-Chances	2-2	5-5
Sacks By: Number-Yards	1-7	3-27

**RUSHING:** NIU- Brown, Antonio 8-16; Williams, Gavin 4-14; Flowers, Kendrell 3-10; Lampe, Brock 2-4; Lombardi, Rocky 5--18. **NEB-** Haarberg, Heinrich 21-98; Ervin Jr., Gabe 14-67; Grant, Anthony 7-46; Luben, Trevin 1-18; Hill, Tommi 1--5

**PASSING:** NIU-Lombardi, Rocky 11-28-1 73 0; Hampton, Ethan 6-8-0-50-1.

**NEB-**Haarberg, Heinrich 14-24-0-158-2

**RECEIVING:** NIU-Patterson, Davis 2-30; Pardridge, Dane 2-18; Carter, Chris 2-12; Rutkiewicz, Kacper 2-7; Dozier, Billy 1-17; Lampe, Brock 1-9; Pipkin, Keyshaun 1-8; Johnson, Jalen 1-6; Rudolph, Trayvon 1-5; Barnes, Grayson 1-3; Williams, Gavin 1-3; Flowers, Kendrell 1-3; Brown, Antonio 1-2. **NEB-** Fidone II, Thomas 4-42; Kemp, Billy 3-13; Washington, Marcus 2-37; Ervin Jr., Gabe 2-20; Bullock, Alex 1-33; Grant, Anthony 1-9; Fleeks, Josh 1-4

**INTERCEPTIONS:** NIU-0-0. **NEB-**Wright, Javin 1-12

**FUMBLES:** NIU-None. **NEB-**Haarberg, Heinrich 1-1

**TACKLES:** NIU- Valcarrels, Nate 7-3. **NEB-**Hutmacher, Nash 3-3