

# NEBRASKA

**NEBRASKA  
CORNHUSKERS**  
(2-2, 0-1 BIG TEN)



**MICHIGAN  
WOLVERINES**  
(4-0, 1-0 BIG TEN)

**SATURDAY, SEPT. 30 • 2:30 P.M. CT • LINCOLN, NEB. • MEMORIAL STADIUM • FIELDTURF**

Nebraska returns to Big Ten Conference play and finishes a three-game homestand on Saturday afternoon when the Huskers entertain the second-ranked Michigan Wolverines at Memorial Stadium. Game time in Lincoln is set for shortly after 2:30 p.m. Central time, with the game televised by FOX and available on the Fox Sports App. The radio broadcast will be available on the Huskers Radio Network, the official Huskers App and Huskers.com.

Nebraska won its second straight game last Saturday with a 28-14 victory over Louisiana Tech. The Huskers used a powerful running game to wear down the Bulldogs and take control with three touchdowns on their first four possessions of the second half. Nebraska finished the game with 312 rushing yards, including a pair of 100-yard rushers in the same game since the 2020 season. Defensively, the Blackshirt defense limited Louisiana Tech to 46 rushing yards.

Michigan comes to Lincoln with a 4-0 record, including a 1-0 Big Ten mark following last week's 31-7 victory over Rutgers in Ann Arbor. The Wolverines are ranked second in both polls this week, and have captured the past two Big Ten Conference titles.

Coach Jim Harbaugh's squad has been impressive on both sides of the ball this season. Michigan leads the nation in scoring defense, allowing just 5.8 points per game and is third in total defense, allowing 231.0 yards per game. The Wolverine offense is one of the nation's most efficient passing attacks, completing better than 77 percent of its attempts.

Saturday's contest pits two of just eight football programs in the nation with at least 900 victories. Michigan ranks first in all-time victories, while the Huskers rank eighth nationally in wins.

## THIS WEEK'S NUMBERS

**2**

Michigan enters Saturday's matchup ranked second in the nation in both the Associated Press and USA Today Coaches Polls. This marks the fifth straight year Nebraska has faced a top-five opponent, including last year's game at No. 3 Michigan.

**3**

Nebraska tight end **Thomas Fidone II** has caught a touchdown pass in three consecutive games. He is the first Nebraska tight end with a TD catch in three straight games since the 2008 season.

**200**

Nebraska has rushed for more than 200 yards in three straight games, including a season-high 312 yards against Louisiana Tech. This is the first time since 2018 NU has had three straight 200-yard rushing games. Nebraska is sixth nationally in rushing offense at 234.8 yards per game.

## 2023 NEBRASKA FOOTBALL SCHEDULE

Aug. 31	@ Minnesota*	FOX	L, 13-10	Defense limits Gophers to 3.6 yards per play
Sept. 9	@ #22 Colorado	FOX	L, 36-14	Four turnovers costly in road loss in Boulder
<b>Sept. 16</b>	<b>Northern Illinois</b>	<b>FS1</b>	<b>W, 35-11</b>	<b>Defense limits NIU to 149 total yards</b>
<b>Sept. 23</b>	<b>Louisiana Tech</b>	<b>BTN</b>	<b>W, 28-14</b>	<b>Haarberg, Grant each top 100 rushing yards</b>
<b>Sept. 30</b>	<b>#2 Michigan*</b>	<b>FOX</b>	<b>2:30 p.m.</b>	<b>Wolverines make 4th all-time trip to Lincoln</b>
Oct. 6	@ Illinois*	7 p.m.	FS1	Teams are playing for the 11th straight year
<b>Oct. 21</b>	<b>Northwestern*</b>	<b>TBA</b>	<b>TBA</b>	<b>100 Years of Memorial Stadium celebration</b>
<b>Oct. 28</b>	<b>Purdue*</b>	<b>TBA</b>	<b>TBA</b>	<b>4 of last 6 games decided by 6 points or less</b>
Nov. 4	@ Michigan St.*	TBA	TBA	Last 4 meetings decided by a total of 12 points
<b>Nov. 11</b>	<b>Maryland*</b>	<b>TBA</b>	<b>TBA</b>	<b>3rd all-time meeting between the schools</b>
Nov. 18	@ Wisconsin*	TBA	TBA	"Freedom Trophy" game since 2014
<b>Nov. 24</b>	<b>Iowa*</b>	<b>11 a.m. CBS</b>		<b>Huskers' 34th straight "Black Friday" game</b>

All times Central; Home games in **bold**; \*Big Ten Conference game

## NEBRASKA

- **2023 Record:** 2-2, 0-1 Big Ten
- **Last Game:** vs. Louisiana Tech, W 28-14
- **Streak:** Won 2
- **AP Rank:** Not Ranked
- **Coaches Rank:** Not Ranked
- **Head Coach:** Matt Rhule
- **Nebraska Record:** 2-2 (1st year)
- **Collegiate Record:** 49-45 (8th year)
- **Record vs. Michigan:** 0-0

## MICHIGAN

- **2023 Record:** 4-0, 1-0 Big Ten
- **Last Game:** vs. Rutgers, W, 31-7
- **Streak:** Won 4
- **AP Rank:** 2
- **Coaches Rank:** 2
- **Head Coach:** Jim Harbaugh
- **Michigan Record:** 78-25 (9th season)
- **Career College Record:** 136-54 (16th year)
- **Record vs. Nebraska:** 3-0

## SERIES HISTORY

- **All-Time Series:** Michigan leads, 7-4-1
- **At Lincoln:** Tied 1-1-1
- **Last Game:** Michigan 34-3 (2022)
- **Win Streak:** Michigan, 3 games

## TV INFORMATION

**FOX**

**Play-by-Play:** Jason Benetti  
**Analyst:** Brock Huard  
**Sidelines:** Allison Williams  
**Fox Sports App**

## HUSKERS RADIO NETWORK



**Play-by-Play:** Greg Sharpe  
**Analyst:** Damon Benning  
**Sidelines:** Jessica Coody  
**Pre/Post-Game Shows:** Matt Coatney, Tommy Armstrong & Ben McLaughlin

## SPANISH BROADCAST

**Announcers:** Kike Morales, Oscar Monterroso & Hannah Bassham  
**Huskers.com & Huskers App**

## NEBRASKA VS. MICHIGAN SERIES HISTORY—LAST FIVE MEETINGS

DATE	SITE	NEB RANK	MICH RANK	RESULT	SCORE
10/27/2012	Lincoln	NR	20	Win	23-9
11/9/2013	Ann Arbor	NR	NR	Win	17-13
9/22/2018	Ann Arbor	NR	19	Loss	10-56
10/9/2021	Lincoln	NR	9	Loss	29-32
11/12/2022	Ann Arbor	NR	3	Loss	3-34

### SERIES HISTORY: NEBRASKA VS. MICHIGAN

Saturday's meeting between Nebraska and Michigan will be the 13th all-time between the schools, with Michigan holding a 7-4-1 advantage. This marks the third time Michigan has visited Lincoln, including trips to Memorial Stadium in 2012 and 2021.

- The Huskers and Wolverines have met six times since Nebraska joined the Big Ten, with Michigan holding a 4-2 edge.
- Between 1962 and 2011 the only meetings between the two historical powerhouses were a pair of bowl matchups. Michigan was victorious in the Fiesta Bowl following the 1985 season (27-23), when the Wolverines were quarterbacked by current head coach Jim Harbaugh. Nebraska defeated Michigan 32-28 in the 2005 Alamo Bowl, when it was led by quarterback Zac Taylor, the current head coach of the Cincinnati Bengals.

### MATCHUP TO PIT TWO HISTORICAL PROGRAMS

Saturday's meeting between Nebraska and Michigan matches up two of the most successful programs in the history of college football.

- Michigan and Nebraska rank first and eighth, respectively, in all-time victories in college football. The Wolverines have 993 all-time victories, while the Huskers have 914 wins in the history of the program.
- Michigan and Nebraska have combined for 16 national championships, with the Wolverines winning 11 and Nebraska owning five national titles. The schools shared the 1997 national championship. Together, Nebraska and Michigan have won 90 conference championships, including 46 by Nebraska and 44 by Michigan.

### RHULE IN FIRST SEASON LEADING HUSKER PROGRAM

**Matt Rhule** is in his first season at Nebraska in 2023. Rhule is in his eighth season as a college head coach and 11th season overall after previously leading programs at Temple (2013-16) and Baylor (2017-19) along with a stint as head coach of the NFL's Carolina Panthers (2020-22).

- Rhule owns a career record of 49-45 as a college head coach. Including his time in the NFL, Rhule is 60-72 as a head coach.
- He has a proven record as a program builder. Rhule led both Temple and Baylor to the highest win totals in program history in his third season at each school.
- Rhule guided Temple to a pair of trips to the American Athletic Conference title game, the first two appearances in the league title game in school history. His 2016 Owl team won the school's first conference title in nearly 40 years.
- Rhule led Temple to back-to-back bowl appearances for the first time in school history in 2015 and 2016. He built the foundation for Temple to appear in five straight bowl games from 2015 to 2019.
- At Baylor, Rhule became the first head coach in Power Five history to take a team from 11 losses to 11 victories in two or fewer seasons.
- The 2019 Baylor team set a school record for wins with 11 and the Bears' 9-0 start was the best in school history.
- Rhule is one of just seven current FBS head coaches to have experience as an NFL head coach.

#### FORMER NFL HEAD COACHES IN THE FBS

- » Jim Harbaugh, Michigan
- » Chip Kelly, UCLA
- » Lane Kiffin, Ole Miss
- » Jim Mora Jr., UConn
- » **Matt Rhule, Nebraska**
- » Nick Saban, Alabama
- » Greg Schiano, Rutgers

## BIG TEN STANDINGS

### WEST DIVISION

Place	Team	Overall	Big Ten
1.	Wisconsin	3-1	1-0
2.	Northwestern	2-2	1-1
	Minnesota	2-2	1-1
4.	Iowa	3-1	0-1
<b>5.</b>	<b>Nebraska</b>	<b>2-2</b>	<b>0-1</b>
	Illinois	2-2	0-1
7.	Purdue	1-3	0-1

### EAST DIVISION

Place	Team	Overall	Big Ten
1.	Penn State	4-0	2-0
2.	Ohio State	4-0	1-0
	Maryland	4-0	1-0
	Michigan	4-0	1-0
5.	Rutgers	3-1	1-1
6.	Michigan State	2-2	0-1
	Indiana	2-2	0-1

## PLAYER OF THE WEEK NOMINEES

OPP.	OFF.	DEF.	SPEC.	FROSH
MINN	--	--	--	--
CU	--	--	--	--
NIU	Haarberg	Hutmacher	--	--
LT	Grant	Gifford	--	--
MICH				
ILL				
NW				
PU				
MSU				
MD				
WIS				
IOWA				

*Bold indicates winner*

## 2023 HUSKER HONORS

### BRYCE BENTHART, OL

- Senior Bowl Watch List

### BRIAN BUSCHINI, P

- Ray Guy Award Watch List

### ANTHONY GRANT, RB

- Senior Bowl Watch List

### QUINTON NEWSOME, DB

- Senior Bowl Watch List

### LUKE REIMER, LB

- Lombardi Award Watch List
- Senior Bowl Watch List

### TY ROBINSON, DL

- Senior Bowl Watch List

### BEN SCOTT, OL

- Rimington Trophy Watch List
- Senior Bowl Watch List

### JEFF SIMS, QB

- Davey O'Brien Award Watch List

## 2023 HUSKER GAME CAPTAINS

### MINNESOTA

- RB Gabe Ervin, OT Bryce Benhart, S Omar Brown, DE Blaise Gunnerson

### COLORADO

- QB Jeff Sims, OG Ethan Piper, LB Luke Reimer, S Isaac Gifford

### NORTHERN ILLINOIS

- C Ben Scott, RB Rahmir Johnson, DL Ty Robinson, LB Nick Henrich

### LOUISIANA TECH

- RB Anthony Grant, OG Noure Nouili, CB Quinton Newsome, S DeShon Singleton

## LAST GAME

### NEBRASKA 28, LOUISIANA TECH 14

TEAM STATS	LT	NU
First Downs	17	20
Rushes-Yards	21-46	48-312
Passes	27-42-1	8-18-0
Passing Yards	292	107
Total Offense	338	419
3rd Downs	3-of-12	3-of-11
Turnovers	1	0
Penalties	12-100	6-55
Time of Possession	28:02	31:58

#### NU RUSHING LEADERS

Heinrich Haarberg—19 carries, 157 yards, TD  
Anthony Grant—22 carries, 135 yards, TD

#### NU PASSING LEADER

Heinrich Haarberg—8-17-0, 107 yards, TD

#### NU RECEIVING LEADERS

Billy Kemp IV—5 receptions, 62 yards, Rush TD  
Thomas Fidone II—29-yard TD reception

#### NU DEFENSIVE LEADERS

Omar Brown—8 tackles, fumble caused  
John Bullock—8 tackles, 0.5 TFL  
DeShon Singleton—7 tackles, 1.5 TFL  
Isaac Gifford—7 tackles, 0.5 TFL, Int

#### NU SPECIAL TEAMS LEADERS

Brian Buschini—6 punts, 45.3 ypp, 5 inside 20  
Timmy Bleekrode—10-yard run on Fake FG

## NOTING LAST WEEK'S GAME

- Nebraska rushed for 312 yards, the most by the Huskers since rushing for 427 yards against Northwestern on Oct. 2, 2021.
- Running back **Anthony Grant** ran for 135 yards and a touchdown. It marked Grant's sixth 100-yard rushing game at Nebraska and first in 2023. With his 135-yard effort, Grant surpassed 1,000 career rushing yards at Nebraska.
- Quarterback **Heinrich Haarberg** rushed 19 times for a career-high 157 yards. His previous high was 98 yards against Northern Illinois on Sept. 16. Haarberg's 157 rushing yards are the most by a Husker quarterback since Adrian Martinez also had 157 at Rutgers in 2020. It was the 18th 150-yard rushing game in school history by a quarterback.
- Haarberg had the two longest runs of his career with a 72-yard TD run in the fourth quarter and a 43-yard run in the first quarter. His previous high was a 20-yard touchdown run last week against Northern Illinois.
- Grant and Haarberg marked the first pair of Huskers to top the century mark in the same game since Dedrick Mills and Adrian Martinez at Rutgers on Dec. 18, 2020.
- Thomas Fidone II** caught a 29-yard touchdown pass on the first play of the fourth quarter, and has a TD catch in three straight games. He is the first Husker tight to have a receiving touchdown in three consecutive games since Mike McNeill, who caught a touchdown pass in each of the final three regular-season games in 2008 (Kansas, Kansas State and Colorado). Fidone is the first NU tight end with three TD catches in a season since Jack Stoll had three in 2018.

## NINE NEW FACES AMONG 10 FULL-TIME ASSISTANTS

Nine of Nebraska's 10 full-time assistant coaches are in their first season on the Husker sideline in 2023, with offensive line coach **Donovan Raiola**, in his second season at Nebraska. Including Head Coach Matt Rhule, nine of 11 full-time coaches have experience at both the college and NFL levels.

- Offensive coordinator **Marcus Satterfield** also guides the Husker quarterbacks. Satterfield is in his 12th season as an offensive coordinator, including the 2021-22 at South Carolina. He also owns two seasons of experience as a head coach, leading Tennessee Tech in 2016 and 2017.
- Running backs coach **E.J. Barthel** has three seasons of prior experience on Rhule's staffs at Temple and Carolina. Most recently, he guided the UConn running backs in 2022, helping the Huskies rank as one of the most improved teams in the country.
- Josh Martin** was promoted to tight ends coach in July of 2023. He boasts previous experience as a tight ends coach at SMU (2018-21) and Arizona State (2015). Martin helped a pair of tight ends become NFL Draft picks in his four seasons at SMU.
- Garret McGuire** coaches the Husker receivers. McGuire played for Rhule at Baylor and served on his Panthers' staff. Garret is the son of Texas Tech head coach Joey McGuire.
- The defensive staff is led by coordinator **Tony White**. White has 15 seasons as a full-time assistant at the FBS level, including the previous three seasons as the defensive coordinator at Syracuse. White led the Orange to back-to-back top-25 total defense rankings in 2021 and 2022, one of only 12 programs nationally to achieve that statistical milestone.
- Evan Cooper** has served on Rhule's staff at each of his four head coaching stops. Cooper served as a defensive backs coach with the Panthers and at Baylor and also brings an extensive player personnel and evaluation background to the staff.
- Rob Dvoracek** leads the linebackers. He played for Rhule at Temple before coaching with the Owls, and Dvoracek also went on to be a part of Rhule's staffs at both Baylor and in the NFL.
- Defensive line coach **Terrance Knighton** spent the past two seasons working on Rhule's staff with the Panthers. Knighton owns the most accomplished playing career among Nebraska's coaches, starting 96 games during his seven-year career as an NFL defensive lineman.
- Ed Foley** serves as the Huskers' special teams coordinator. He is the most experienced member of the coaching staff, heading into his 35th year of coaching this fall. Foley has been with Rhule at each of his three previous stops, and Foley also has head coaching experience, leading Fordham for two seasons and twice serving as Temple's interim head coach.

## 10 POWER FIVE TEAMS ON HUSKER SCHEDULE

Nebraska resumes Big Ten play for its final eight games, beginning on Saturday. In the last year of the Big Ten divisional format, the Huskers play each of the other six teams in the Big Ten West while taking on Maryland, Michigan and Michigan State from the Big Ten East.

- Nebraska opened its season with a conference matchup (at Minnesota) for just the 16th time in school history but for the fourth straight season.
- NU opened with back-to-back road games at Minnesota and Colorado. The Huskers began the season with consecutive road games for the first time since 1995, when second-ranked NU won at Oklahoma State (64-21) and Michigan State (50-10).
- Among the 69 Power Five schools, Nebraska and Stanford were the only teams that played consecutive road games to open the 2023 season.
- The Huskers' first home game against Northern Illinois on Sept. 16 was NU's latest home opener since 1981 (excluding 2020 Covid season).
- Nebraska plays three games against opponents ranked in the preseason AP poll (No. 2 Michigan, No. 19 Wisconsin and No. 25 Iowa). The Huskers played their first game against a ranked opponent at then-No. 22 Colorado on Sept. 9, with No. 2 Michigan on tap this week.

## MEMORIAL STADIUM CELEBRATES 100 YEARS

One of the most iconic venues in all of college sports reaches a milestone this fall as Nebraska's Memorial Stadium hits the 100-year mark. Nebraska will celebrate the anniversary of Memorial Stadium throughout the 2023 home season.

- Memorial Stadium was built at a cost of \$450,000 in 1923 and had an original capacity of 31,080.
- The first game in Memorial Stadium occurred on Oct. 13, 1923, with the official dedication of the stadium a week later when Nebraska hosted Kansas on Oct. 20, 1923. Memorial Stadium was dedicated to honor Nebraskans who served in the Civil War and the Spanish-American War, and Nebraskans who died in World War I. Later, the dedication was expanded to honor Nebraskans who died in World War II, the Korean War and the Vietnam War.
- Nebraska owns an all-time record of 429-147-13 at Memorial Stadium.
- The Huskers have posted 33 unbeaten seasons at Memorial Stadium, most recently in 2016.
- Every game at Memorial Stadium since 1962 has been sold out, a streak of 391 consecutive games. The 391-game streak spans nearly two-thirds of all games played at Memorial Stadium.
- Nebraska opened the 2023 home season at night against Northern Illinois. The first night game in Memorial Stadium was the 1986 season opener in a win over Florida State. Nebraska is 50-10 all-time in home night games following the win over NIU.

### NATION'S MOST IMPROVED RUSHING DEFENSES

RK	TEAM	2023 YPG	2022 YPG	DIFFERENCE
1.	South Florida	88.0	234.6	-146.6
2.	<b>Nebraska</b>	<b>46.2</b>	<b>189.1</b>	<b>-142.9</b>
3.	Kansas	93.0	209.1	-116.1
4.	Arizona	95.0	209.1	-114.1
5.	Stanford	122.2	224.4	-102.2

### BLACKSHIRTS FLEXING MUSCLE EARLY IN SEASON

Nebraska's defense has performed well in 2023, ranking among the nation's best teams in stopping the run and pressuring the passer. Nebraska also boasts one of the nation's most improved defenses under first-year Head Coach Matt Rhule and defensive coordinator Tony White.

- The Husker defense ranks 23rd nationally in total defense, allowing 298.0 yards per game. The average through four games is a 216.0-yard improvement when compared to the first four games of the 2022 season.
- Nebraska ranks 21st nationally in allowing only 4.46 yards per play, including just 1.83 yards per opponent rushing attempt, which ranks second in the country. Opponents have a total of 185 rushing yards on 101 attempts.
- Northern Illinois managed just 149 total yards in the Huskers' 35-11 victory on Sept. 16. The Huskies had just 87 total yards before the final drive of the game. The 149 total yards were the fewest by a Nebraska opponent since Kansas had 87 yards on Nov. 13, 2010. The last time Nebraska had limited an opponent to fewer than 200 yards was at Illinois in 2017.

### NOWHERE TO RUN

The most dominant part of the Blackshirt defense through four games has been stopping the run and pressuring the passer. Nebraska owns the nation's second-most improved run defense compared to 2022, allowing 142.9 fewer yards per game on the ground.

- Nebraska leads the nation in rushing defense, allowing just 46.2 rushing yards per game.
- Minnesota (55 yards), Colorado (58), Northern Illinois (26) and Louisiana Tech (46) have all rushed for fewer than 100 yards. It is the longest stretch of holding opponents to 100 yards or less rushing since limiting five straight opponents to less than 100 rushing yards in the last two games of the 2003 season and the first three games in 2004.
- Nebraska's four-game streak of holding its opponent to less than 60 yards on the ground is its longest since achieving that milestone in the first four games of the 1999 season.
- Nebraska has allowed just six rushing plays of 10 or more yards, tied for second in the nation.
- Nebraska has registered 14 sacks, including a season-high eight at Colorado. The 3.5 sacks per game lead the Big Ten and rank 11th in the nation. The Huskers' 104 sack yards are 11th in the nation. Nebraska's 6.2 tackles for loss per game ranks fifth in the Big Ten.
- The Huskers racked up eight sacks at No. 22 Colorado. The team sack total was Nebraska's best since recording 9.0 sacks against Texas in the 2009 Big 12 Championship Game.

### REIMER AIMS TO CLIMB NEBRASKA'S ALL-TIME TACKLES LIST

Linebacker **Luke Reimer** has been Nebraska's leading tackler each of the past two seasons, recording 194 tackles in 22 games spanning the 2021 and 2022 seasons. In his career, Reimer has amassed 259 tackles with 6.5 sacks and 18.0 tackles for loss. Reimer was one of 80 FBS players named to the Lombardi Award preseason watch list.

- With 259 career tackles, Reimer is second in career tackles among Big Ten players, trailing only Iowa's Nick Jackson who transferred to the Hawkeyes in the offseason. Reimer was the only returning Big Ten player with 220 or more tackles entering 2023.
- Reimer is looking to become the fourth Husker to lead Nebraska in tackles three straight seasons since complete tackle statistics are available beginning in 1965.

### CAREER TACKLE LEADERS AMONG BIG TEN PLAYERS

RK	PLAYER	TEAM	CAREER TACKLES
1.	Nick Jackson	Iowa	390
2.	<b>Luke Reimer</b>	<b>Nebraska</b>	<b>259</b>
3.	Cal Haladay	Michigan State	241
4.	Bryce Gallagher	Northwestern	239
5.	Jacoby Windmon	Michigan State	233

### 2023 OFFENSE GAME-BY-GAME

#### RUSHING

GAME	ATT.	YDS.	TD	LONG
MINN	37	181	0	27
CU	41	222	1	57
NIU	44	244	3	20
LT	48	312	3	72
MICH				
ILL				
NW				
PUR				
MSU				
MD				
WISC				
IOWA				

#### PASSING

GAME	COM-ATT-INT	YDS	TD	LG	SACKS
MINN	11-19-3	114	1	35	3-26
CU	11-22-1	119	1	21	2-14
NIU	14-24-0	158	2	33	1-7
LT	8-18-0	107	1	29	3-24
MICH					
ILL					
NW					
PUR					
MSU					
MD					
WISC					
IOWA					

### 2023 DEFENSE GAME-BY-GAME

#### RUSHING DEFENSE

GAME	ATT.	YDS.	TD	LONG
MINN	25	55	0	11
CU	33	58	2	34
NIU	22	26	0	7
LT	21	46	1	14
MICH				
ILL				
NW				
PUR				
MSU				
MD				
WISC				
IOWA				

#### PASSING DEFENSE

GAME	COM-ATT-INT	YDS	TD	LG	SACKS
MINN	24-44-1	196	1	20	3-12
CU	32-44-0	396	3	41	8-65
NIU	17-36-1	123	1	18	3-27
LT	27-42-1	292	1	35	0-0
MICH					
ILL					
NW					
PUR					
MSU					
MD					
WISC					
IOWA					

#### SACKS/TFL

GAME	SACKS	YARDS	TFL	YARDS
MINN	3	12	5	19
CU	8	65	11	71
NIU	3	27	5	30
LT	0	0	4	7
MICH				
ILL				
NW				
PUR				
MSU				
MD				
WISC				
IOWA				

**NEBRASKA UNDER RHULE**

Overall.....	2-2
vs. AP Ranked Teams.....	0-1
vs. AP Top-10 Teams.....	0-0
vs. Unranked Teams.....	2-1
Home.....	2-0
Road.....	0-2
Neutral.....	0-0
In August.....	0-1
In September.....	2-1
In October.....	0-0
In November.....	0-0
In December.....	0-0
In January.....	0-0
Individual Has 100+ Rushing Yards.....	1-0
Individual Has 100+ Receiving Yards.....	0-0
When Rushing for 200 or More Yards.....	2-1
When Rushing for 300 or More Yards.....	1-0
When Passing for 200 or More Yards.....	0-0
When Passing for 300 or More Yards.....	0-0
When Scoring 30 or More Points.....	1-0
When Scoring 40 or More Points.....	0-0
When Allowing 10 or Fewer Points.....	0-0
When Allowing 20 or Fewer Points.....	2-1
When Committing Zero Turnovers.....	1-0
When Winning Turnover Margin.....	1-0
When Scoring First.....	2-0
When Leading at Halftime.....	1-0
When Trailing at Halftime.....	0-2
When Tied at Halftime.....	1-0
Games Decided by 11 Points or More.....	2-1
Games Decided by 10 Points or Less.....	0-1
Games Decided by 7 Points or Less.....	0-1
Games Decided by 3 Points or Less.....	0-1
Overtime Games.....	0-0

**RHULE'S COLLEGE CAREER**

Overall.....	49-45
vs. AP Ranked Teams.....	3-17
vs. AP Top-10 Teams.....	0-9
vs. Unranked Teams.....	46-28
Home.....	27-18
Road.....	20-23
Neutral.....	2-4
In August.....	2-2
In September.....	15-14
In October.....	15-12
In November.....	14-13
In December.....	3-3
In January.....	0-1
Individual Has 100+ Rushing Yards.....	21-2
Individual Has 100+ Receiving Yards.....	18-12
When Rushing for 200 or More Yards.....	23-6
When Rushing for 300 or More Yards.....	4-0
When Passing for 200 or More Yards.....	31-31
When Passing for 300 or More Yards.....	13-14
When Scoring 30 or More Points.....	28-5
When Scoring 40 or More Points.....	13-3
When Allowing 10 or Fewer Points.....	18-0
When Allowing 20 or Fewer Points.....	34-3
When Committing Zero Turnovers.....	23-7
When Winning Turnover Margin.....	29-5
When Scoring First.....	34-14
When Leading at Halftime.....	37-8
When Trailing at Halftime.....	9-34
When Tied at Halftime.....	3-3
Games Decided by 11 Points or More.....	35-22
Games Decided by 10 Points or Less.....	14-23
Games Decided by 7 Points or Less.....	9-19
Games Decided by 3 Points or Less.....	6-8
Overtime Games.....	2-1

**HUSKERS TO LEAD NEBRASKA IN TACKLES 3 STRAIGHT SEASONS**

- » Mike Brown, Rover (1996-97-98)
- » Marc Munford, Linebacker (1984-85-86)
- » Jerry Murtaugh, Linebacker (1968-69-70)

- Reimer ranks 10th in school history with his 259 career tackles. With 25 tackles, he would move into the top five, and he is just 31 tackles from the No. 3 spot on the all-time tackles chart.

**HUSKERS WITH 300 CAREER TACKLES**

- » Barrett Ruud, Linebacker (432 tackles, 2001-04)
- » Jerry Murtaugh, Linebacker (342 tackles, 1968-70)

**PROGRESS TRACKER: REIMER ON NEBRASKA'S ALL-TIME TACKLES LIST**

- » **Current Rank:** 10th (259)
- » **Tackles Needed to Reach 5th Place:** 25 (284)

**RUNNING ATTACK POWERS HUSKER OFFENSE**

Nebraska has put an emphasis on a powerful rushing attack under Head Coach Matt Rhule. Through four games, the Huskers are averaging 234.8 rushing yards per game to lead the Big Ten and rank sixth nationally.

- Nebraska rushed for 312 yards in its victory over Louisiana Tech, marking its first 300-yard rushing game since running for 427 yards against Northwestern in 2021.
- The Huskers have rushed for 200 yards in each of the past three games, marking NU's first time with 200-plus rushing yards in three straight games since 2018 games against Northwestern, Minnesota and Bethune-Cookman.
- Nebraska has topped 180 rushing yards in all four games, its longest such streak since having five straight games with more than 180 rushing yards in the middle of the 2018 season.
- Quarterback **Heinrich Haarberg** (157 yards) and running back **Anthony Grant** (135 yards) each topped the century mark against Louisiana Tech. It marked the first time Nebraska had two players crack 100 rushing yards in the same game since QB Adrian Martinez and RB Dedrick Mills did so against Rutgers in 2020.
- Nebraska has six rushing plays of 30 yards or more which is tied for second nationally. The Huskers had four 30-plus yard runs against Louisiana Tech.

**KEMP RANKS AMONG ACTIVE LEADERS IN CAREER RECEPTIONS**

Virginia transfer **Billy Kemp IV** is in his first season at Nebraska as one of the most experienced and accomplished receivers in the country. Kemp played in 50 games including 25 starts in five years at Virginia. He is eligible to play this fall after the NCAA granted all UVA players in their final season of eligibility one additional year of eligibility after a shooting on the Charlottesville campus that killed three football players and led to the cancellation of the final two games of Virginia's season.

- Kemp caught 192 passes for 1,774 yards and eight touchdowns in his Virginia career. He ranked fourth all-time at Virginia in receptions and 10th in receiving yards.
- Kemp had three catches against Northern Illinois, including an 8-yard touchdown catch to push his career receptions total to 200. He added a team-high five catches for 62 yards against Louisiana Tech and is tied for sixth among all active FBS players with his 205 career receptions.
- Kemp added his second touchdown in as many weeks with a nine-yard TD run against Louisiana Tech. It was his first career collegiate touchdown run, and his 10th overall touchdown.

**ACTIVE FBS RECEPTION LEADERS**

RK	PLAYER	TEAM	GAMES	CATCHES
1.	Zakhari Franklin	Ole Miss	47	263
2.	Smoke Harris	Louisiana Tech	54	258
3.	Joshua Cephus	UTSA	55	255
4.	Jacob Cowing	Arizona	49	254
5.	Jalon Calhoun	Duke	52	223
<b>6.</b>	<b>Billy Kemp IV</b>	<b>Nebraska</b>	<b>54</b>	<b>205</b>
	Jo'quavious Marks	Mississippi State	40	205
	Sam Pinckney	Coastal Carolina	50	205
9.	Ryan O'Keefe	Boston College	53	204
10.	Malachi Corley	Western Kentucky	40	201

### ACTIVE FBS QBs WITH 4,000 PASSING YARDS & 1,000 RUSHING YARDS

PLAYER	TEAM	PASS YDS	RUSH YDS
Brennan Armstrong	NC State	9,893	1,492
Chevan Cordeiro	San Jose St.	10,440	1,440
Jayden Daniels	LSU	10,233	2,341
Dequan Finn	Toledo	5,101	1,458
Darren Grainger	Georgia St.	5,152	1,657
Frank Harris	UTSA	9,779	1,882
KJ Jefferson	Arkansas	6,722	1,557
Emory Jones	Cincinnati	5,850	1,489
Riley Leonard	Duke	4,126	1,110
Grayson McCall	Coastal Carolina	9,089	1,054
Bo Nix	Oregon	12,012	1,448
John Rhys Plumlee	UCF	4,120	2,214
Spencer Sanders	Ole Miss	9,695	1,971
Garrett Shrader	Syracuse	6,289	2,128
<b>Jeff Sims</b>	<b>Nebraska</b>	<b>4,684</b>	<b>1,308</b>
Jordan Travis	Florida St.	6,987	1,868
DJ Uiagalelei	Oregon State	6,509	1,012

### DUAL-THREAT QB SIMS BRINGS EXPERIENCE TO OFFENSE

**Jeff Sims** has made his first two Nebraska starts at Minnesota and Colorado and has 25 career collegiate starts. The first-year transfer has previous starting experience at Georgia Tech, where he started 23 games over the 2020, 2021 and 2022 seasons. Sims suffered an injury at Colorado and has played just one snap the past two games.

- Sims accounted for more than 5,600 yards of total offense in 24 career games at Georgia Tech, including an average of 233.7 yards in his 23 starts. He was a dual threat, passing for 4,464 yards and rushing for 1,152 yards. This season, Sims has accounted for 376 total yards with 156 rushing yards and 220 through the air.
- Sims is one of 17 active FBS quarterbacks with 4,000 career passing yards and 1,000 career rushing yards.
- In his career, Sims has posted three 300-yard passing games, nine 200-yard passing games, two 100-yard rushing efforts and 13 games where he accounted for multiple touchdowns.
- Sims was one of 35 FBS quarterbacks named to the Davey O'Brien Award preseason watch list.

### HAARBERG SHINES IN FIRST TWO CAREER STARTS

Sophomore quarterback **Heinrich Haarberg** has made his first two career starts in Nebraska victories over Northern Illinois and Louisiana Tech. The native of Kearney, Neb., has led the Huskers to a pair of victories, marking the first Nebraska quarterback to win his first two starts since Tommy Armstrong did the same in 2013.

- Haarberg accounted for 256 yards of total offense in his first start—a 35-11 win over Northern Illinois, including 98 rushing yards and 158 passing yards. He also had three total touchdowns, two through the air and one rushing score.
- Haarberg rushed for 157 yards and threw for 107 yards in the win over Louisiana Tech. His 157 rushing yards were the most by a Husker quarterback since Adrian Martinez also rushed for 157 yards at Rutgers in the 2020 regular season-finale. It was the 18th time in school history a quarterback has topped 150 rushing yards.
- Haarberg has averaged 260.0 yards of total offense in his two starts, passing for a total of 265 yards and rushing for 255 yards.
- Haarberg had three runs of better than 30 yards against Louisiana Tech, including a 72-yard touchdown run and runs of 43 and 32 yards.
- Haarberg accounted for three TDs against Northern Illinois, and is the first Husker quarterback to have three total touchdowns in his first career start at Nebraska since Adrian Martinez had three touchdowns in his first career start against Colorado in 2018.
- Haarberg is the first Nebraska native to start at quarterback for the Huskers since Noah Vedral started games against Indiana and Minnesota in 2019. Haarberg is just the fourth Nebraska native to start a game at quarterback since 2002 (Vedral, Ryker Fyfe, Ron Kellogg III). Omaha native Eric Crouch started 42 games at quarterback for Nebraska from 1998 to 2001.
- Haarberg is the first Nebraska native to start and win a game since Fyfe led Nebraska to a 28-7 win over Maryland in 2016, and first native Nebraskan to win two games at quarterback since Crouch.

### NEBRASKA FOOTBALL FACTS

#### HISTORY

Season of Football.....	134th
All-Time Games Played .....	1,373
National Ranking in All-Time Wins .....	8th
All-Time Bowl Appearances .....	53
National Ranking in Bowl Appearances .....	7th

#### CHAMPIONSHIPS

National Championships .....	5
Back-to-Back National Championships .....	2
Undefeated Seasons .....	11
Perfect Seasons .....	9
Conference Championships .....	46

#### RECORD BREAKDOWN

All-Time Record.....	914-419-40
All-Time Bowl Record.....	26-27
Home Games .....	557-170-20
Memorial Stadium .....	430-147-13
Record in August.....	14-3-0
Record in September .....	184-54-6
Record in October.....	367-152-19
Record in November .....	310-174-15
Record in December .....	24-15-0
Record in January .....	14-21-0
Record in February .....	1-0-0
In Overtime.....	8-7
At Night.....	104-48-3
When Scoring 35+ Points.....	377-11
When Allowing 10 Points or Less ...	578-47-29
vs. Big Ten Teams .....	127-125-9
» In Big Ten Play (since 2011).....	47-57
» Home.....	25-25
» Away.....	22-30
» Neutral .....	0-2
vs. Ranked Teams .....	105-144-3
» Home.....	51-48-0
» Away.....	28-69-3
» Neutral .....	26-27-0
» as No. 1 Team .....	46-7-1

#### STREAKS

Consecutive Games Scoring a Point .....	343
Consecutive Home Games Scoring a Point...	360
Consecutive Home Sellouts.....	391
Record in Sellout Streak .....	319-72
» vs. Ranked Teams .....	47-37

#### INDIVIDUAL HONORS

College Football Hall of Fame Players .....	20
College Football Hall of Fame Coaches.....	6
First-Team All-Americans .....	110
Unanimous All-Americans.....	54
Academic All-Americans* .....	108
NCAA Top Ten Award Winners* .....	9
Heisman Trophy Winners .....	3
Walter Camp Award Winners .....	3
Maxwell Trophy Winners .....	1
Outland Trophy Winners*.....	9
Lombardi Trophy Winners.....	5
Butkus Award Winners.....	1
Johnny Unitas Golden Arm Award Winners...	1
Davey O'Brien Award Winners .....	1
Rimington Award Winners.....	1
Bednarik Award Winners .....	1
Nagurski Trophy Winners .....	1
Retired Jerseys .....	25
First-Team All-Conference Selections .....	521

\*Total leads the nation

## CHARTING THE HUSKERS

### ALL-TIME WINS

RK.	SCHOOL	WINS
1.	Michigan	993
2.	Ohio State	957
3.	Alabama	956
4.	Notre Dame	943
5.	Texas	940
6.	Oklahoma	938
7.	Penn State	924
8.	<b>Nebraska</b>	<b>914</b>

### CONFERENCE TITLES

RK.	SCHOOL	TITLES
1.	Oklahoma	50
2.	<b>Nebraska</b>	<b>46</b>
3.	Michigan	44

### AP NATIONAL TITLES

RK.	SCHOOL	TITLES
1.	Alabama	12
2.	Notre Dame	8
3.	Oklahoma	7
4.	Miami	5
	Ohio State	5
	USC	5
t-7.	<b>Nebraska</b>	<b>4</b>

### COACHES POLL NATIONAL TITLES

RK.	SCHOOL	TITLES
1.	Alabama	11
2.	Oklahoma	6
3.	USC	5
t-4.	<b>Nebraska</b>	<b>4</b>

### BOWL APPEARANCES

RK.	SCHOOL	APP.
1.	Alabama	70
2.	Texas	58
3.	Georgia	57
4.	Oklahoma	56
5.	Tennessee	55
6.	USC	55
t-7.	<b>Nebraska</b>	<b>53</b>

### HEISMAN TROPHY WINNERS

RK.	SCHOOL	WINNERS
1.	Notre Dame	7
	Ohio State	7
	Oklahoma	7
	USC	7
5.	Alabama	4
t-6.	<b>Nebraska</b>	<b>3</b>

### NFL DRAFT PICKS

RK.	SCHOOL	PICKS
1.	Notre Dame	525
2.	USC	524
3.	Ohio State	485
4.	Oklahoma	414
5.	Michigan	401
	Alabama	401
7.	Penn State	381
8.	LSU	375
9.	Florida	373
10.	Georgia	371
11.	<b>Nebraska</b>	<b>368</b>

## BUSCHINI ON RAY GUY AWARD WATCH LIST

Punter **Brian Buschini** was named to the Ray Guy Award Watch List in August, one of 50 FBS punters to make the list. Buschini is in his second season at Nebraska in 2023 after beginning his career at FCS Montana.

- Buschini averaged 44.0 yards per punt in his first season at Nebraska in 2022. That average ranked 25th nationally and eighth in Husker history. He averaged 47.7 yards on three punts in the opener at Minnesota, and is averaging 42.7 yards per punt on the season.
- The 2021 FCS Punter of the Year at Montana, Buschini averages better than 45 yards per punt in his career. More than one-third of Buschini's 152 career punts have covered 50 or more yards, while more than one-third of his career punts have been placed inside the 20-yard line, including five against Louisiana Tech.
- Buschini wore No. 95 last season but he switched to No. 18 this fall. Buschini made the number switch after learning about the life of former Nebraska quarterback Brook Berringer. A two-time national champion who wore No. 18, Berringer was killed in a plane crash on April 18, 1996, less than four months after helping Nebraska to the 1995 national title. Berringer was an active member of the community and every year since 1997, Nebraska football players who serve the community are honored with an appointment to the Brook Berringer Citizenship Team.

## HUSKERS POSSESS VETERAN OFFENSIVE LINE

Arguably the most experienced unit on the Nebraska team is the offensive line. The group is also the only unit that did not have a new position coach in 2023, as **Donovan Raiola** was the lone full-time assistant on Nebraska's 2022 coaching staff to join Head Coach Matt Rhule's staff.

- Husker offensive linemen have combined for 142 career starts, including 114 starts at Nebraska. According to research compiled by West Virginia's Mike Montoro, Nebraska's 120 combined offensive line starts entering 2023 were the 15th-most in the country entering the season.
- **Bryce Benhart** leads the way with 33 career starts, starting 33 of Nebraska's 36 games at right tackle since the start of the 2020 season. Benhart is just the fourth Husker to make 30 career starts at right tackle. **Turner Corcoran** has started 28 of Nebraska's last 29 games - including 27 straight - with 23 starts at left tackle, three starts at left guard and two starts at right tackle. **Ethan Piper** has started 22 games at left guard in his career.
- Bolstering the line in 2023 is the addition of Arizona State transfer **Ben Scott** and the return of **Nouredin Nouili**. Scott, who was named to the preseason watch list for the Rimington Trophy, made 28 starts for the Sun Devils the previous three seasons with starting experience at center (11 starts) and right tackle (17 starts). Nouili, who sat out the 2022 season, is back after he started the final seven games of the 2021 campaign at left guard.
- **Teddy Prochazka** (5 starts) and **Henry Lutovsky** (2 starts) have also started multiple games on the Husker offensive line. Prochazka emerged as a true freshman starter at left tackle midway through 2021 before suffering a season-ending injury. He then started the first three games last season at left tackle before suffering another season-ending injury.

## TRANSFERS ADD EXPERIENCE TO NEBRASKA ROSTER

Nebraska added 63 newcomers to its roster during the offseason. That number includes a large freshman class of 43, and 20 first-year transfers.

- Fifteen of Nebraska's 20 first-year transfers are FBS transfers with three junior college transfers and two Division II transfers.
- The group of 15 FBS transfers includes 14 transfers from Power Five programs. Eleven players came to Lincoln with previous Power Five experience, combining for 252 games played and 87 starts in their careers prior to arriving in Lincoln.
- The transfers add considerable experience to the Husker offense. Arizona State transfer **Ben Scott** ranks second among all current Husker offensive players with 32 career starts, Virginia transfer wide receiver **Billy Kemp IV** is fourth with 27 career starts and Georgia Tech transfer quarterback **Jeff Sims** has 25 career starts.

## NEWCOMERS MAKE IMMEDIATE IMPACT FOR HUSKERS

Nebraska has featured many new faces in prominent roles early in the 2023 season. A total of 16 players have made their first starts at Nebraska through four weeks, including six players in their first season in the program.

- Two true freshmen have made at least three starts, place-kicker **Tristan Alvano** and defensive end **Cameron Lenhardt**.
- Lenhardt was only the ninth Husker true freshman (excluding kickers) to start a season opener since freshmen regained eligibility in 1972.
- Lenhardt joined Maliek Collins as the only true freshmen defensive linemen to start a game for Nebraska since freshmen regained eligibility in 1972. Collins started one game as a true freshman during the 2013 season, earning a start in the 2014 Gator Bowl.

## COLLEGE GRADUATES ON NEBRASKA'S ROSTER

- |  |  |
|--|--|
| <ul style="list-style-type: none"> <li>• Bryce Benhart</li> <li>• Timmy Bleekrode (Furman)</li> <li>• Brian Buschini</li> <li>• Joshua Fleeks (Baylor)</li> <li>• Isaiah Garcia-Castaneda</li> <li>• Blaise Gunnerson</li> <li>• Nick Henrich</li> <li>• Billy Kemp IV (Virginia)</li> </ul> | <ul style="list-style-type: none"> <li>• Quinton Newsome</li> <li>• Marco Ortiz (Florida)</li> <li>• Luke Reimer</li> <li>• Ty Robinson</li> <li>• Phalen Sanford</li> <li>• Ben Scott (Arizona State)</li> <li>• Garrett Snodgrass</li> <li>• Javin Wright</li> </ul> |
|--|--|

- Lenhardt has made his presence known, particularly at Colorado. He recorded 2.0 sacks against the Buffs, becoming the first Husker true freshman with two sacks in a game since Barry Turner had two sacks at Baylor in 2005.
- Lenhardt is one of four true freshmen to see action on the defensive line. **Princewill Umanmielen** has made four tackles, **Riley Van Poppel** split a sack at Colorado, and **Sua Lefotu** recovered a fourth-quarter fumble against the Buffs.

## SINGLE-DIGIT NUMBERS AWARDED TO 'TOUGHEST' HUSKERS

In a tradition new to Nebraska but familiar to **Matt Rhule**, single-digit jersey numbers were awarded to the team's "toughest" players. The single-digit honorees were chosen through a players-only vote and the players then got to choose which single-digit number they wanted.

The tradition of single-digit numbers being reserved for the chosen few dates back to Rhule's time at Temple.

"I got really tired of having a guy in my program who had spent three years at like No. 47... wanted to wear No. 1 or No. 3, and he had earned it and we would give it to a recruit," Rhule said during the offseason. "What we decided was (numbers) 1-9, now 0-9, would go to the nine or now 10 'toughest' guys on the team. When I say 'toughest', we define that for the guys, but really the guys who best exemplify what it means to be a Cornhusker. To be accountable, to be dependable, to be tough, hard-working, competitive every single day."

The 10 players listed below were selected by their teammates to be worthy of having a single-digit number this season. In addition to the 10 players below, **Ethan Piper** was selected in the first round of team voting to earn a single-digit number, but NCAA rules prevent offensive linemen from wearing a single-digit number.

### NEBRASKA SINGLE-DIGIT JERSEY PLAYERS

- » No. 0 Nash Hutmacher, Defensive Line
- » No. 1 Billy Kemp IV, Wide Receiver
- » No. 2 Isaac Gifford, Defensive Back
- » No. 3 Nick Henrich, Linebacker
- » No. 4 Luke Reimer, Linebacker
- » No. 5 John Bullock, Linebacker
- » No. 6 Quinton Newsome, Defensive Back
- » No. 7 Jeff Sims, Quarterback
- » No. 8 DeShon Singleton, Defensive Back
- » No. 9 Ty Robinson, Defensive Line

## 16 PLAYING 2023 SEASON AS COLLEGE GRADUATES

Sixteen Huskers are playing this season as college graduates, including 11 players who earned their degrees from Nebraska and five players who joined the Husker program as graduate transfers.

In addition to the 16 players who have already graduated, 13 Huskers are on track to earn their degrees in December of 2023.

### NEBRASKA FOOTBALL RECENT ACADEMIC HIGHLIGHTS

- » 16 college graduates on the 2023 roster
- » 3.184 team grade-point average in 2023 spring semester (highest in team history)
- » 92% NCAA Graduation Success Rate (highest in team history)
- » 59 Academic All-Big Ten selections in 2022
- » 161 honor roll selections in the 2022-23 fall and spring semesters

## NEBRASKA AMONG TOP ALL-TIME PROGRAMS

Nebraska is playing its 134th football season this fall, and the Huskers have historically been one of the top programs in college football history.

- Nebraska ranks eighth in NCAA history with 914 wins and seventh with 53 all-time bowl game appearances.
- NU has won five national championships. The Huskers' four AP national titles (1970, 1971, 1994, 1995) rank seventh all-time and NU's four coaches poll titles (1971, 1994, 1995, 1997) rank fourth.
- Nebraska's 46 conference titles rank second in NCAA history.
- The success extends to the classroom as well. Nebraska football has produced more Academic All-Americans (108) and NCAA Top 10 Award winners (9) than any other team in any sport in NCAA history.

## CHARTING THE HUSKERS

### CONSECUTIVE HOME SELLOUTS

RK.	SCHOOL	SELLOUTS
1.	Nebraska	391
2.	Oklahoma	146

### NATIONAL TITLES SINCE 1970

RK.	SCHOOL	TITLES
1.	Alabama	12
2.	Nebraska	5
	Miami	5

### WINS SINCE 1970

RK.	SCHOOL	WINS
1.	Ohio State	504
2.	Oklahoma	503
3.	Alabama	493
4.	Nebraska	480
5.	Michigan	476

### 9-WIN SEASONS

RK.	SCHOOL	SEASONS
1.	Alabama	53
2.	Nebraska	50
3.	Oklahoma	49

### 10-WIN SEASONS

RK.	SCHOOL	SEASONS
1.	Alabama	42
	Oklahoma	42
3.	Michigan	31
4.	Ohio State	30
5.	Nebraska	27

### WEEKS RANKED IN AP POLL

RK.	SCHOOL	WEEKS
1.	Ohio State	970
2.	Michigan	907
3.	Oklahoma	886
4.	Notre Dame	861
	Alabama	861
6.	USC	807
7.	Texas	761
8.	Nebraska	730
9.	Penn State	683

### WEEKS RANKED NO. 1 IN AP POLL

RK.	SCHOOL	WEEKS
1.	Alabama	140
2.	Ohio State	105
3.	Oklahoma	101
4.	Notre Dame	98
5.	USC	91
6.	Florida State	72
7.	Nebraska	70
8.	Miami	68



## HOME OF THE HUSKERS



Memorial Stadium celebrates its 100th year in 2023. In the fall of 1922, a drive for \$430,000 in stadium construction funds was undertaken by faculty, students, alumni and friends of the University.

The stadium was named Memorial Stadium to honor all Nebraskans who served in the Civil and Spanish-American Wars; the 751 Nebraskans who died in World War I; the 3,839 in World War II; the 225 in Korea; the 422 in Vietnam; and those in Iraq.

Construction was completed in a few more than 90 working days and Memorial Stadium was dedicated on Oct. 20, 1923, at the Homecoming game in which Nebraska was held to a scoreless tie by Kansas.

The field at Memorial Stadium was named Tom Osborne Field - after the Huskers' legendary Hall-of-Fame coach - in 1998, one year after Osborne's retirement following 25 years and 255 victories as head coach.

## TOP 10 HOME CROWDS

RK.	DATE	OPPONENT	ATT.
1.	Sept. 20, 2014	Miami	91,585
2.	Sept. 14, 2013	UCLA	91,471
3.	Aug. 30, 2014	Fla. Atlantic	91,441
4.	Nov. 29, 2013	Iowa	91,260
5.	Sept. 27, 2014	Illinois	91,225
6.	Nov. 22, 2014	Minnesota	91,186
7.	Aug. 31, 2013	Wyoming	91,185
8.	Nov. 2, 2013	Northwestern	91,140
9.	Nov. 1, 2014	Purdue	91,107
10.	Oct. 25, 2014	Rutgers	91,088

## TOP 5 SEASON ATTENDANCE

RK.	YEAR	GAMES	TOTAL	AVG.
1.	2014	7	638,744	91,249
2.	2013	8	727,466	90,933
3.	2016	7	631,402	90,200
4.	2015	7	629,986	89,998
5.	2017	7	628,583	89,798

## LONGEST HOME WIN STREAKS

RK.	BEGAN	ENDED	WINS
1.	Oct. 19, 1991	Oct. 31, 1998	47
2.	Sept. 28, 1901	Oct. 20, 1906	33
3.	Nov. 27, 1998	Nov. 2, 2002	26
4.	Sept. 27, 1969	Nov. 23, 1972	23
5.	Oct. 3, 1981	Nov. 17, 1984	21

All streaks at Memorial Stadium, except for the 33-game streak from 1901 to 1906.

# 2023 NEBRASKA SEASON NOTEBOOK

## SCHEDULE NOTES

- Nebraska is scheduled to play three games against opponents ranked in the 2023 preseason AP poll—Michigan (2nd) on Sept. 30, Wisconsin (19th) on Nov. 18 and Iowa (25th) on Nov. 24. NU played its first game against a ranked opponent at game time at then-No. 22 Colorado on Sept. 9, and will face No. 2 Michigan this Saturday.
- Nebraska plays a total of seven opponents who played in a bowl game in 2022.
- The Huskers opened the season with back-to-back road games at Minnesota (Aug. 31) and Colorado (Sept. 9). Nebraska began a season with consecutive road games for the first time since 1995. Nebraska and Stanford were the only two Power Five programs to open the season with back-to-back road games.
- The Huskers will recognize the 100-year anniversary of Memorial Stadium against Northwestern on Oct. 21. The first game played in Memorial Stadium was a 24-0 shutout of Oklahoma on Oct. 13, 1923.

## COACHING STAFF NOTES

- **Matt Rhule** is in his first season at Nebraska in 2023. Rhule is in his 11th season as a head coach after previously leading programs at Temple (2013-16) and Baylor (2017-19) along with a stint as head coach of the NFL's Carolina Panthers (2020-22).
- In his last full season at the collegiate level in 2019, Rhule was named the Sporting News National Coach of the Year and the Big 12 Coach of the Year after leading Baylor to appearances in the Big 12 Championship Game and the Sugar Bowl.
- Rhule built winning programs at Temple and Baylor. After laying the foundation in his first two seasons at each stop, Rhule guided both the Owls and Bears to a school-record win total in his third season, when both teams also played in the conference championship game.
- Seven Husker assistants previously coached on a Rhule staff: **Marcus Satterfield** (offensive coordinator), **Ed Foley** (special teams coordinator), **E.J. Barthel** (running backs), **Evan Cooper** (secondary/defensive pass game coordinator), **Rob Dvoracek** (linebackers), **Terrance Knighton** (defensive line) and **Garret McGuire** (wide receivers).
- Three Husker assistants are serving on a Rhule staff for the first time: **Tony White** (defensive coordinator), **Josh Martin** (tight ends) and **Donovan Raiola** (offensive line).
- Eight of Nebraska's 11 full-time coaches have experience coaching in the National Football League.

## ROSTER NOTES

- Nebraska's roster features 137 players. A player's class reflects the fact that the 2020 season did not count as a year of eligibility.

## HUSKER ROSTER CLASS BREAKDOWN

CLASS	TOTAL	% OF ROSTER
Total Freshmen	60	44%
Freshmen	44	32%
Redshirt Freshmen	16	12%
Sophomores	41	30%
Juniors	26	19%
Seniors	10	7%

- The roster features 73 returning players and 64 newcomers. Nebraska returns a total of 14 starters and 36 letterwinners.
- NU added 20 transfers and 44 true freshmen since the end of the 2022 season. Among the 20 transfers are 15 FBS transfers, three junior college players and two Division II transfers.
- The Huskers added 14 transfers from Power Five programs, including: Florida (3), Georgia (3), Arizona State (1), Baylor (1), Georgia Tech (1), Notre Dame (1), Ole Miss (1), Texas A&M (1), Utah (1) and Virginia (1).
- The roster features players from 28 states and two foreign countries (Canada & Germany).
- Nebraska has had a letterwinner from 47 of the 50 states in its history, missing only Idaho, New Hampshire and Rhode Island.
- States with multiple players on the roster include: Nebraska (52), Texas (11), Georgia (9), Iowa (6), California (5), Florida (5), Arizona (4), New Jersey (4), Pennsylvania (4), Michigan (3), Minnesota (3), Missouri (3), South Dakota (3), Tennessee (3), Colorado (2), Illinois (2), Kansas (2), Louisiana (2), New York (2) and Virginia (2).
- The states of Alabama, Hawaii, Maryland, Mississippi, Montana, Oklahoma, Utah and Washington are each represented with one player on Nebraska's 2023 roster.
- The players wearing a single-digit jersey number (0-9) earned the right to wear that number through a team vote. Offensive lineman Ethan Piper was also selected to wear a single-digit number, but NCAA rules prohibited him from wearing a single-digit number.
- **Alex** (WR) and **John Bullock** (LB) were the first brothers to start the same game at Nebraska since 2019. They are the first brothers to start a game on the opposite side of the ball for the Huskers since 1987.

## ACADEMIC NOTES

- A total of 16 Huskers are playing the 2023 season as graduates, including players who earned their degree at another institution before transferring to Nebraska.

## HUSKERS WHO HAVE EARNED DEGREES

» Bryce Benhart	» Quinton Newsome
» Timmy Bleekrode	» Marco Ortiz
» Brian Buschini	» Luke Reimer
» Joshua Fleeks	» Ty Robinson
» Isaiah Garcia-Castaneda	» Phalen Sanford
» Blaise Gunnerson	» Ben Scott
» Nick Henrich	» Garrett Snodgrass
» Billy Kemp IV	» Javin Wright

# SCOUTING THE MICHIGAN WOLVERINES



Michigan is off to a 4-0 start in the 2023 campaign after cruising to a 31-7 victory against divisional foe Rutgers last weekend in Ann Arbor.

Michigan enters Saturday averaging 405.3 yards per game, with 237.5 yards per game through the air and 167.8 yards per game on the ground. J.J. McCarthy has completed 71-of-89 passes for 915 yards, eight touchdowns and three interceptions. Roman Wilson has 15 receptions for 268 yards and six scores, followed by Cornelius Johnson with 13 grabs for 224 yards and a touchdown. Blake Corum leads the Wolverine rushing attack with 351 rushing yards and eight touchdowns through four games this season. Donovan Edwards has carried the ball 33 times for 109 yards, followed by McCarthy with 14 rushes and 86 yards.

Defensively, Michigan is allowing 231.5 yards per game and 5.8 points per game. Junior Colson leads the Wolverines with 22 tackles. Jaylen Harrell has recorded a team-high 2.5 tackles for loss and 2.5 sacks this season, while Mike Sainristil has snagged a team-leading two interceptions.

9/2	East Carolina	W, 30-3
9/9	UNLV	W, 35-7
9/16	Bowling Green	W, 31-6
9/23	Rutgers	W, 31-7
9/30	at Nebraska	2:30 p.m.
10/7	at Minnesota	6:30 p.m.
10/14	Indiana	TBA
10/21	at Michigan State	TBA
11/4	Purdue	TBA
11/11	at Penn State	11 a.m.
11/18	at Maryland	TBA
11/25	Ohio State	11 a.m.

## HEAD COACH INFORMATION



**HEAD COACH**  
**JIM HARBAUGH**

- Ninth Season at Michigan (75-25 Record)
- 16th Career Season (133-52 Record)

Jim Harbaugh is in his ninth season as the head coach at Michigan.

In eight years, Harbaugh has led U-M to five 10-win seasons and seven bowl games, including the past two College Football Playoff Semifinals, two New Year's Six bowls and three additional New Year's Day bowl games.

Harbaugh came to Michigan after spending four years with the San Francisco 49ers. He led the 49ers to the NFC Championship Game in each of his first three seasons and tallied a 49-22-1 overall record.

Prior to the 49ers, Harbaugh spent four years as the head coach at Stanford and three years as the head coach at San Diego.

### HARBAUGH VS. NEBRASKA

Harbaugh will face Nebraska for the fourth time as a head coach on Saturday. He holds a 3-0 record against the Big Red.

The Huskers last faced Harbaugh in 2022, when Nebraska traveled to Ann Arbor. Harbaugh and Michigan came away with a 34-3 victory.

## 2023 MICHIGAN STAT LEADERS

RUSHING	ATT.	YDS	YPC	YPG	TD
Blake Corum	58	351	6.1	87.8	8
Donovan Edwards	33	109	3.3	27.3	0
J.J. McCarthy	14	86	6.1	21.5	0

PASSING	CMP-ATT-INT	PCT	YDS	YPG	TD
J.J. McCarthy	71-89-3	79.8	915	228.8	8

RECEIVING	REC.	YDS	YPC	YPG	TD
Roman Wilson	15	268	17.9	67.0	6
Cornelius Johnson	13	224	17.2	56.0	1
Colson Loveland	14	168	12.0	42.0	0
Donovan Edwards	11	100	9.1	25.0	0

PUNTING	NO.	YDS	AVG	LG	I20	50+
Tommy Doman	9	405	45.0	53	4	1

PUNT RET.	NO.	YDS	AVG	TD
Jake Thaw	5	33	6.6	0

KICK RET.	NO.	YDS	AVG	TD
Semaj Morgan	2	36	18.0	0
Kalel Mullings	1	26	26.0	0

FIELD GOALS	FG-ATT	PCT	LG
James Turner	3-5	60.0	50

TACKLES	TACK	TFL	SCK
Junior Colson	22	2.0	-
Michael Barrett	17	-	-
Ernest Hausmann	14	0.5	-
Kris Jenkins	11	2.5	0.5
Mike Sainristil	11	2.0	1.0
Jaylen Harrell	10	2.5	2.5
Mason Graham	9	2.0	0.5

2023 STATISTICAL RANKING COMPARISON						
NEB	NAT.	B1G	CATEGORY	B1G	NAT.	MICH
234.8	6th	1st	Rushing Offense	6th	49th	167.8
124.5	126th	14th	Passing Offense	8th	69th	237.5
359.2	89th	9th	Total Offense	5th	60th	405.3
21.8	101st	11th	Scoring Offense	5th	53rd	31.8
46.2	1st	1st	Rushing Defense	2nd	12th	80.0
251.8	101st	12th	Pass Defense	3rd	7th	151.0
298.0	23rd	4th	Total Defense	2nd	3rd	231.0
18.5	33rd	7th	Scoring Defense	1st	1st	5.8
40.8%	71st	11th	3rd-Down Offense	1st	8th	55.0%
38.7%	66th	9th	3rd-Down Defense	4th	26th	32.0%
90.0%	35th	7th	Red Zone Offense	13th	96th	76.5%
100%	120th	13th	Red Zone Defense	1st	2nd	50.0%
40.1	52nd	8th	Net Punting	2nd	23rd	42.3
3.8	106th	11th	Punt Returns	8th	76th	6.8
5.7	60th	8th	Punt Return Defense	10th	63rd	6.0
23.4	30th	6th	Kickoff Returns	13th	118th	14.4
15.8	29th	6th	Kick Return Defense	2nd	3rd	7.0
6.0	64th	9th	Penalties	2nd	4th	3.3
55.0	80th	10th	Penalty Yards	2nd	2nd	23.3
4	97th	10th	Turnovers Gained	7th	75th	5
9	114th	13th	Turnovers Lost	7th	50th	5
-1.25	119th	13th	Turnover Margin	8th	67th	0.0

## MICHIGAN INFORMATION

Michigan has fielded a football team since 1879, and the Wolverines are closing in on their 1,000th all-time win as a program with an NCAA-leading 993 victories entering Saturday. Michigan has claimed 11 national titles and 44 Big Ten Championships.

The Wolverines have made 50 bowl appearances, claiming 21 victories. Michigan has also appeared twice in the College Football Playoff Semifinal, with appearances in 2021 and 2022.

- **First Year:** 1879
- **All-Time Record:** 993-353-36
- **Bowl Record:** 21-29
- **Conference Titles:** 44
- **National Titles:** 11
- **Stadium:** Michigan Stadium
- **Capacity:** 107,601
- **Playing Surface:** FieldTurf
- **Location:** Ann Arbor, Mich.
- **Enrollment:** 46,710
- **Colors:** Maize and Blue

**COACHING LEDGER**

<b>NEBRASKA (2023)</b>
• Head Coach
<b>CAROLINA PANTHERS (2020-22)</b>
• Head Coach
<b>BAYLOR (2017-2019)</b>
• Head Coach
<b>TEMPLE (2013-16)</b>
• Head Coach
<b>NEW YORK GIANTS (2012)</b>
• Assistant Coach (Assistant OL)
<b>TEMPLE (2006-11)</b>
• Offensive Coordinator (TE)/ Recruiting Coordinator (2011)
• Offensive Coordinator (QB) (2008-10)
• Assistant Coach (QB)/ Recruiting Coordinator (2007)
• Assistant Coach (DL) (2006)
<b>WESTERN CAROLINA (2002-05)</b>
• Assistant Head Coach (OL)/ Running Game Coordinator/ Special Teams (2005)
• Assistant Head Coach (Special Teams/LB) (2003-04)
• Assistant Coach (Special Teams/LB) (2002)
<b>UCLA (2001)</b>
• Assistant Coach (Assistant DL)
<b>BUFFALO (1999-2000)</b>
• Assistant Coach (DL) (2000)
• Assistant Coach (Assistant DL) (1999)
<b>ALBRIGHT [PA.] COLLEGE (1998)</b>
• Assistant Coach (LB)

**HEAD COACHING RECORDS**

YEAR	TEAM (ROLE)	RECORD
2013	Temple	2-10
2014	Temple	6-6
2015	Temple	10-4
2016	Temple	10-3
<b>4 SEASONS</b>		<b>28-23</b>
2017	Baylor	1-11
2018	Baylor	7-6
2019	Baylor	11-3
<b>3 SEASONS</b>		<b>19-20</b>
2020	Carolina Panthers	5-11
2021	Carolina Panthers	5-12
2022	Carolina Panthers	1-4
<b>2+ SEASONS</b>		<b>11-27</b>
2023	Nebraska	2-2
<b>1 SEASON</b>		<b>2-2</b>
<b>11 CAREER SEASONS</b>		<b>60-72</b>
<b>8 COLLEGE SEASONS</b>		<b>49-45</b>

**HEAD  
COACH  
MATT  
RHULE**



- 1ST SEASON AT NEBRASKA
- 8TH COLLEGIATE SEASON
- 11TH CAREER SEASON

**2019 NATIONAL  
COACH OF THE YEAR**

Matt Rhule has a proven track record as a program builder. In his first two collegiate head coaching jobs at Temple (2013-16) and Baylor (2017-19), Rhule led both the Owls and the Bears to their most victories in school history in just his third season. He also took both teams to the conference championship game in year three.

Rhule took Temple from two wins in his first season to a school-record 10 victories in both his third and fourth seasons with an appearance in the conference championship game both seasons. He then took Baylor from one win in his first season to a school-record 11 victories in his third season and an appearance in the Big 12 Championship Game and the Sugar Bowl.

Over his last five collegiate seasons before taking the Nebraska job (2015-19), Rhule won one conference title, three division titles and produced three seasons with double-digit wins.

**TAKING TEMPLE TO NEW HEIGHTS**

In his tenure at Temple from 2013 to 2016, Rhule took the Owls to new heights.

- In Rhule's second season in 2014, Temple posted the program's first win over an SEC team since 1938, its first win over a ranked opponent in 16 seasons and the program's largest margin of victory in nearly 50 years.
- Rhule won 10 games in both 2015 and 2016. He is responsible for two of the three 10-win seasons in Temple's 124-year history.
- He also took the Owls to back-to-back bowl games in 2015 and 2016, the first time Temple played in a bowl in consecutive seasons.
- In 2015, Rhule led Temple to the American Athletic Conference Championship Game, the first conference title game in program history.
- The next season, Rhule guided the Owls to their second conference title in program history and the first in nearly 40 years.
- Temple has spent a total of 16 weeks ranked in the 87-year history of the Associated Press top-25 poll. More than half of those top-25 rankings (9) came under Rhule in 2015 and 2016.

**AN ENCORE AT BAYLOR**

At Temple, Rhule led the Owls to their highest season win total in program history, their first conference championship game appearance and an impressive run in the national rankings. He produced an encore by repeating each of those same feats in three seasons at Baylor.

- Baylor finished with 11 losses in Rhule's first season in 2017 but two years later, he guided the Bears to 11 wins in 2019. Baylor became the first Power Five program to go from 11 losses to 11 wins in two or fewer seasons.
- Baylor won its final two games of the 2018 season and its first nine games of the 2019 campaign. The 11 straight victories marked the second-longest winning streak in school history, while Baylor's 9-0 start in 2019 was the best start in program history.
- In 2019, Rhule led Baylor to its most wins (11) in school history, the Bears advanced to their first Big 12 Championship Game and played in the Sugar Bowl for only the second time in program history.
- Baylor finished with a No. 13 ranking in 2019, the Bears' second-highest final ranking since 1951.

# ASSISTANT COACHING STAFF



**TONY WHITE**  
ASSOCIATE HEAD COACH /  
DEFENSIVE COORDINATOR

1ST YEAR

- 2022 Nominee for Broyles Award (Nation's Top Assistant Coach)
- Defensive Coordinator in the ACC, Big Ten & Pac-12
- Syracuse Ranked in the Top 30 in Total Defense in both 2021 & 2022



**ROB DVORACEK**  
ASSISTANT COACH - LINEBACKERS

1ST YEAR

- 6 of His 7 Seasons Have Been Spent at a Power Five Program or in the NFL
- Helped the Carolina Panthers Rank 2nd in the NFL in Total Defense in 2021
- Helped Lehigh Rank in the Top 20 in the FCS in Scoring Defense in 2019



**MARCUS SATTERFIELD**  
OFFENSIVE COORDINATOR

1ST YEAR

- 12th Season as an Offensive Coordinator, Plus 2 Seasons as a Head Coach
- In 2022, South Carolina Had the 4th-Highest Scoring Offense in Program History
- Tutored the All-Time Leading Passer at Both Temple & Chattanooga



**TERRANCE KNIGHTON**  
ASSISTANT COACH - DEFENSIVE LINE

1ST YEAR

- 2 Seasons of NFL Coaching Experience Following a 7-Year NFL Career
- Helped the Carolina Panthers Rank 2nd in the NFL in Total Defense in 2021
- Coached the Only 2 Defensive Linemen in Wagner History Who Went on to the NFL



**ED FOLEY**  
SPECIAL TEAMS COORDINATOR

1ST YEAR

- Experience as a Collegiate Head Coach, Offensive Coordinator, Special Teams Coordinator & NFL Assistant
- His Special Teams Have Ranked in the Top 25 in 4 of His Last 5 College Seasons
- 30 Blocked Kicks in 7 Seasons as a Collegiate Special Teams Coach



**JOSH MARTIN**  
ASSISTANT COACH - TIGHT ENDS

1ST YEAR

- Has Coached Tight Ends at Nebraska (2023), SMU (2018-21) & Arizona State (2015)
- Developed 2 Tight Ends into NFL Draft Picks in 4 Seasons at SMU
- Helped Kylen Granson Set an SMU Tight End Record with 14 Career Receiving TDs



**E.J. BARTHEL**  
ASSISTANT COACH - RUNNING BACKS

1ST YEAR

- Boasts Big Ten Experience at Nebraska, Penn State & Rutgers
- UConn ranked 33rd in Rushing in 2022 While Winning Its Most Games Since 2010
- William & Mary Had the Most Improved Rushing Offense in the FCS in 2019



**GARRET MCGUIRE**  
ASSISTANT COACH - WIDE RECEIVERS

1ST YEAR

- 1st College Coaching Job After 2 Seasons in the NFL to Begin His Coaching Career
- Helped Carolina's DJ Moore Rank 15th in the NFL in Touchdown Catches in 2022
- Son of Texas Tech Head Coach Joey McGuire



**EVAN COOPER**  
ASSISTANT COACH - SECONDARY  
DEFENSIVE PASS GAME COORDINATOR

1ST YEAR

- Experience at Miami, Baylor, Nebraska & as an NFL Assistant
- Carolina Ranked 2nd in the NFL in Total Defense & 4th in Pass Defense in 2021
- Helped Baylor Rank 5th in Interceptions in 2019 & 18th in Pass Efficiency Defense



**DONOVAN RAIOLA**  
ASSISTANT COACH - OFFENSIVE LINE

2ND YEAR

- Experience Coaching the Offensive Line at Nebraska, Notre Dame & in the NFL
- Has Coached at 2 of the 10 Winningest Programs in College Football History
- Helped the Chicago Bears Advance to the NFL Playoffs in 2 of His 4 Seasons

# THE LAST TIME AN INDIVIDUAL...

## OFFENSE

### 100 YARDS RUSHING

**Nebraska:** Heinrich Haarberg (157) and Anthony Grant (135), vs. Louisiana Tech (Sept. 23, 2023)

**Opponent:** Kaleb Johnson (109), at Iowa (Nov. 25, 2022)

### 200 YARDS RUSHING

**Nebraska:** Ameer Abdullah (225), vs. Rutgers (Oct. 25, 2014)

**Opponent:** Braelon Allen (228), at Wisconsin (Nov. 20, 2021)

### 300 YARDS RUSHING

**Nebraska:** Roy Helu Jr. (307), vs. Missouri (Oct. 30, 2010)

**Opponent:** Melvin Gordon (408), at Wisconsin (Nov. 15, 2014)

### 4 RUSHING TOUCHDOWNS

**Nebraska:** Ameer Abdullah (4), at Northwestern (Oct. 18, 2014)

**Opponent:** Melvin Gordon (4), at Wisconsin (Nov. 15, 2014)

### MORE THAN 4 RUSHING TOUCHDOWNS

**Nebraska:** Calvin Jones (6), at Kansas (Nov. 9, 1991)

**Opponent:** Chris Brown (6), at Colorado (Nov. 23, 2001)

### 300 YARDS PASSING

**Nebraska:** Casey Thompson (354), at Purdue (Oct. 15, 2022)

**Opponent:** Shedeur Sanders (393), at Colorado (Sept. 9, 2023)

### 400 YARDS PASSING

**Nebraska:** Tanner Lee, at Purdue (431), Oct. 28, 2017

**Opponent:** Kyle Vanstrease (409), Georgia Southern (Sept. 10, 2022)

### 500 YARDS PASSING

**Nebraska:** Joe Ganz (510), vs. Kansas State (Nov. 10, 2007)

**Opponent:** Tim Rattay (590), Louisiana Tech (Aug. 29, 1998)

### 30 COMPLETIONS

**Nebraska:** Tanner Lee (32), at Purdue (Oct. 28, 2017)

**Opponent:** Shedeur Sanders (31), at Colorado (Sept. 9, 2023)

### 40 COMPLETIONS

**Nebraska:** Never Happened

**Opponent:** Clayton Thorson (41), at Northwestern (Oct. 13, 2018)

### 4 PASSING TOUCHDOWNS

**Nebraska:** Ryker Fyfe (4), at Purdue (Oct. 31, 2015)

**Opponent:** Aidan O'Connell (4), at Purdue (Oct. 15, 2022)

### MORE THAN 4 PASSING TOUCHDOWNS

**Nebraska:** Joe Ganz (7), vs. Kansas St. (Nov. 10, 2007)

**Opponent:** J.T. Barrett (5), Ohio State, Oct. 14, 2017

### TD PASS BY A NON-QUARTERBACK

**Nebraska:** De'Mornay Pierson-El (WR), at Northwestern (Oct. 18, 2014)

**Opponent:** Brayden Willis (TE), vs. Oklahoma (Sept. 17, 2022)

### 10 RECEPTIONS

**Nebraska:** Trey Palmer (10), vs. Oklahoma (Sept. 17, 2022)

**Opponent:** Smoke Harris (10), vs. Louisiana Tech (Sept. 23, 2023)

### 100 RECEIVING YARDS

**Nebraska:** Trey Palmer (165), at Iowa (Nov. 25, 2022)

**Opponent:** Cyrus Allen (102), vs. Louisiana Tech (Sept. 23, 2023)

### 200 RECEIVING YARDS

**Nebraska:** Trey Palmer (237), at Purdue (Oct. 15, 2022)

**Opponent:** Jaxon Smith-Njigba (240), vs. Ohio State (Nov. 6, 2021)

### 3 RECEIVING TOUCHDOWNS

**Nebraska:** Brandon Kinnie (3), at Oklahoma State (Oct. 23, 2010)

**Opponent:** Dezmon Briscoe (3), at Kansas (Nov. 3, 2007)

### 500 TOTAL OFFENSE YARDS

**Nebraska:** Joe Ganz (521), at Colorado (Nov. 23, 2007)

**Opponent:** Tim Rattay (568), Louisiana Tech (Aug. 29, 1998)

## LONG OFFENSIVE PLAYS

### 60-69 YARD RUN

**Nebraska:** Trey Palmer (60), at Purdue (Oct. 15, 2022)

**Opponent:** Dillon Gabriel (61), vs. Oklahoma (Sept. 17, 2022)

### 70-79 YARD RUN

**Nebraska:** Heinrich Haarberg (72, TD), vs. Louisiana Tech (Sept. 23, 2023)

**Opponent:** Braelon Allen (71, TD), at Wisconsin (Nov. 20, 2021)

### 80-89 YARD RUN

**Nebraska:** Zavier Betts (83, TD), vs. Northwestern (Oct. 2, 2021)

**Opponent:** Jonathan Taylor (88, TD), at Wisconsin (Oct. 6, 2018)

### 90-99 YARD RUN

**Nebraska:** Taylor Martinez (92, TD), at UCLA (Sept. 8, 2012)

**Opponent:** Eli Roberson (91, TD), Kansas St. (Nov. 16, 2002)

### 60-69 YARD PASS

**Nebraska:** Thompson to Palmer (64), at Purdue (Oct. 15, 2022)

**Opponent:** Morgan to Autman-Bell (69), Minnesota (Oct. 20, 2018)

### 70-79 YARD PASS

**Nebraska:** Thompson to Palmer (72, TD), at Purdue (Oct. 15, 2022)

**Opponent:** Stroud to Smith-Njigba (75), vs. Ohio St. (Nov. 6, 2021)

### 80-89 YARD PASS

**Nebraska:** Thompson to Palmer (87, TD), at Iowa (Nov. 25, 2022)

**Opponent:** Plummer to Bell (89, TD), at Purdue (Dec. 5, 2020)

### 90-99 YARD PASS

**Nebraska:** Armstrong Jr. to Enunwa (99, TD), vs. Georgia (Jan. 1, 2014)

**Opponent:** Montez to Nixon (96, TD), at Colorado (Sept. 7, 2019)

## DEFENSE

### 15 TACKLES

**Nebraska:** Luke Reimer (15), vs. Northwestern (Aug. 27, 2022)

**Opponent:** Jack Campbell (16), vs. Iowa (Nov. 26, 2021)

### 20 TACKLES

**Nebraska:** Lee Kunz (23), at Oklahoma (Nov. 25, 1977)

**Opponent:** Ryan Greenhagen (31), Fordham (Sept. 4, 2021)\*

\*-opponent school record

### 3.0 OR MORE SACKS

**Nebraska:** Randy Gregory (3.0), at Michigan (Nov. 9, 2013)

**Opponent:** Mustaf Johnson (3.0), at Colorado (Sept. 7, 2019)

### 5 OR MORE TFLs

**Nebraska:** Cianté Evans (5), vs. Northwestern (Nov. 2, 2013)

**Opponent:** A.J. Epenesa (5), Iowa (Nov. 29, 2019)

### 5 PASS BREAKUPS

**Nebraska:** Dicaprio Bootle (5), at Michigan (Sept. 22, 2018)

**Opponent:** Never Happened

### 2 INTERCEPTIONS

**Nebraska:** Marques Buford Jr. (2), vs. Georgia Southern (Sept. 10, 2022)

**Opponent:** Tyler Nubin (2), at Minnesota (Aug. 31, 2023)

### MORE THAN 2 INTERCEPTIONS

**Nebraska:** Matt O'Hanlon (3), vs. Oklahoma (Nov. 7, 2009)

**Opponent:** Anthony Brown (3), at Purdue (Oct. 31, 2015)

### RETURNED AN INTERCEPTION FOR A TOUCHDOWN

**Nebraska:** Cam Taylor-Britt (38 yds), vs. Iowa (Nov. 29, 2019)

**Opponent:** Jalen Graham (45 yards), Purdue (Oct. 30, 2021)

### RETURNED A FUMBLE FOR A TOUCHDOWN

**Nebraska:** Deontai Williams (26 yards) vs. Penn State (Nov. 14, 2020)

**Opponent:** Myles Jackson (0 yards), Indiana (Oct. 1, 2022)

## SPECIAL TEAMS

### PUNT RETURN TOUCHDOWN

**Nebraska:** JD Spielman (76 yds), vs. South Alabama (Aug. 31, 2019)  
**Opponent:** Jayden Reed (62 yards), at Michigan State (Sept. 25, 2021)

### KICKOFF RETURN TOUCHDOWN

**Nebraska:** JD Spielman (99 yds), vs. Arkansas St. (Sept. 2, 2017)  
**Opponent:** Stephen Bracey (91 yards), at Wisconsin (Nov. 20, 2021)

### BLOCKED PUNT

**Nebraska:** Phalen Sanford (1), at Purdue (Oct. 15, 2022)  
**Opponent:** Max Melton (1), vs. Rutgers (Oct. 7, 2022)

### BLOCKED PUNT RETURNED FOR TOUCHDOWN

**Nebraska:** Malcolm Hartzog (30 yards), vs. Indiana (Oct. 1, 2022)  
**Opponent:** Kyle Fisher (14 yds), vs. Iowa (Nov. 26, 2021)

### BLOCKED PUNT FOR A SAFETY

**Nebraska:** Marquel Dismuke (1) vs. Illinois (Nov. 10, 2018)  
**Opponent:** Keandre Jones (1), Ohio St. (Nov. 3, 2018)

### BLOCKED FIELD GOAL

**Nebraska:** Cam Taylor-Britt (1), at Michigan State (Sept. 25, 2021)  
**Opponent:** Jalen McKie (1) & Antonio Jones-Davis(1), No. Ill. (Sept. 14, 2019)

### BLOCKED FG RETURNED FOR TOUCHDOWN

**Nebraska:** Nathan Gerry (85 yds) vs. Minnesota (Nov. 22, 2014)  
**Opponent:** Never Happened

## THE LAST TIME A TEAM...

### OFFENSE

#### 300 YARDS RUSHING

**Nebraska:** vs. Louisiana Tech, Sept. 23, 2023 (312)  
**Opponent:** vs. Oklahoma, Sept. 17, 2022 (312)

#### 400 YARDS RUSHING

**Nebraska:** vs. Northwestern, Oct. 2, 2021 (427)  
**Opponent:** at Minnesota, Nov. 11, 2017 (409)

#### 500 YARDS RUSHING

**Nebraska:** at Baylor, Oct. 13, 2001 (641)  
**Opponent:** at Wisconsin, Nov. 15, 2014 (581)

#### 300 YARDS PASSING

**Nebraska:** at Purdue, Oct. 15, 2022 (354)  
**Opponent:** at Colorado, Sept. 9, 2023 (396)

#### 400 YARDS PASSING

**Nebraska:** at Wisconsin, Oct. 6, 2018 (407)  
**Opponent:** vs. Georgia Southern, Sept. 10, 2022 (409)

#### 500 YARDS PASSING

**Nebraska:** vs. Kansas State, Nov. 10, 2007 (519)  
**Opponent:** Louisiana Tech, Aug. 29, 1998 (590)

#### 600 YARDS OF OFFENSE

**Nebraska:** vs. Northwestern, Oct. 2, 2021 (657)  
**Opponent:** at Purdue, Oct. 15, 2022 (606)

#### 700 YARDS OF OFFENSE

**Nebraska:** vs. Florida Atlantic, Aug. 30, 2014 (784 yards)  
**Opponent:** Never accomplished

#### 50 POINTS

**Nebraska:** vs. Northwestern, Oct. 2, 2021 (Nebraska won, 56-7)  
**Opponent:** Ohio State, Oct. 24, 2020 (Ohio State won 52-17)

#### 60 POINTS

**Nebraska:** vs. Idaho State, Sept. 22, 2012 (Nebraska won, 73-7)  
**Opponent:** at Ohio State, Nov. 5, 2016 (Ohio State won 62-3)

#### TWO 100-YARD RUSHERS

**Nebraska:** vs. Louisiana Tech, Sept. 23, 2023 (Haarberg, Grant)  
**Opponent:** Illinois, Nov. 21, 2020 (Epstein, Brown)

#### THREE 100-YARD RUSHERS

**Nebraska:** vs. Minnesota, Oct. 20, 2018 (Ozigbo, Martinez, Washington)  
**Opponent:** Wisconsin, Dec. 1, 2012 (Gordon, Ball, White)

#### TWO 100-YARD RECEIVERS

**Nebraska:** at Wisconsin, Nov. 20, 2021 (Allen, Toure)  
**Opponent:** Ohio State, Oct. 24, 2020 (Wilson, Olave)

### DEFENSE

#### POSTED A SHUTOUT

**Nebraska:** vs. Arizona, Dec. 30, 2009 (33-0)  
**Opponent:** Arizona State, Sept. 21, 1996 (19-0)

#### RECORDED A DEFENSIVE SAFETY

**Nebraska:** vs. Arizona, Dec. 30, 2009 (33-0)  
**Opponent:** Minnesota, Oct. 16, 2021 (23-30)

#### 2 DEFENSIVE TOUCHDOWNS

**Nebraska:** vs. South Alabama, Aug. 31, 2019 (1 IR, 1 fumble return)  
**Opponent:** Northern Illinois, Sept. 16, 2017 (2 interception returns)

#### 4 INTERCEPTIONS

**Nebraska:** vs. Wyoming, Sept. 10, 2016 (5)  
**Opponent:** Purdue, Oct. 30, 2021 (4)

#### 15 TFLs

**Nebraska:** at Michigan, Nov. 9, 2013 (16)  
**Opponent:** vs. Oklahoma, Dec. 4, 2010 (17)

#### 7 OR MORE SACKS

**Nebraska:** at Colorado, Sept. 9, 2023 (8)  
**Opponent:** at Michigan State, Sept. 25, 2021 (7)

#### 15 PASS BREAKUPS

**Nebraska:** Kansas, Oct. 2, 2004 (17)  
**Opponent:** Never Happened

## MISCELLANEOUS

### SAFETY OF ANY KIND

**Nebraska:** Blocked Punt vs. Illinois (Nov. 10, 2018)  
**Opponent:** Sack in End Zone by Minnesota (Oct. 16, 2021)

### WAS NOT PENALIZED

**Nebraska:** vs. Maine, Sept. 3, 2005  
**Opponent:** Iowa, Sept. 4, 1999

### OVERCAME A HALFTIME DEFICIT TO WIN

**Nebraska:** at Rutgers, Oct. 7, 2022 (trailed, 13-0, won 14-13)  
**Opponent:** Wisconsin, Nov. 9, 2022 (trailed, 7-0, won 15-14)

### WON WHEN TRAILING AFTER 3 QUARTERS

**Nebraska:** at Rutgers, Oct. 7, 2022 (trailed 13-7, won 14-13)  
**Opponent:** at Minnesota, Aug. 31, 2023 (trailed 10-3, won 13-10)

### OVERTIME GAME

at Michigan State, Sept. 25, 2021 (Michigan State won, 23-20)

### NEBRASKA OVERTIME WIN

at Iowa, Nov. 28, 2014 (Nebraska won 37-34)

**NUMERICAL ROSTER**
**2023 NEBRASKA FOOTBALL ROSTER**

NO.	NAME	POS.	NO.	NAME	POS.	HT.	WT.	YR.	HOMETOWN (HIGH SCHOOL/COLLEGE)
0	Nash Hutmacher	DL	30	Alvano, Tristan	PK	6-1	200	Fr.	Omaha, Neb. (Westside)
1	Billy Kemp IV	WR	83	Appleget, Jake	TE	6-4	235	RFr.	Lincoln, Neb. (Southeast)
2	Isaac Gifford	DB	42	Ballard, Cole	RB	5-11	185	Fr.	Elkhorn, Neb. (South)
3	Nick Henrich	LB	35	Barnes, D'Andre	DB	6-0	175	Fr.	Aurora, Colo. (Regis Jesuit)
4	Luke Reimer	LB	47	Becker, Caden	TE	6-4	235	RFr.	Omaha, Neb. (Skutt Catholic/Wyoming)
5	John Bullock	LB	40	Bell, Demitrius	WR	6-0	175	Fr.	Nashville, Tenn. (McGavock)
6	Quinton Newsome	DB	<b>54 ***</b>	<b>Benhart, Bryce</b>	<b>OL</b>	<b>6-9</b>	<b>315</b>	<b>Jr.</b>	<b>Lakeville, Minn. (Lakeville North)</b>
7	Jeff Sims	QB	96	Black, Leslie	DL	6-6	230	Fr.	Statesboro, Ga. (Statesboro)
8	DeShon Singleton	DB	<b>38 *</b>	<b>Bleekrode, Timmy</b>	<b>PK</b>	<b>5-8</b>	<b>190</b>	<b>Jr.</b>	<b>Atlanta, Ga. (Marist School/Furman)</b>
9	Ty Robinson	DL	<b>87 *</b>	<b>Boerkircher, Nate</b>	<b>TE</b>	<b>6-5</b>	<b>245</b>	<b>So.</b>	<b>Aurora, Neb. (Aurora)</b>
10	Jimari Butler	DL	16	Bonner, Janiran	FB	6-2	220	RFr.	Ellenwood, Ga. (Cedar Grove)
10	Heinrich Haarberg	QB	43	Booker III, Michael	LB	6-1	210	So.	Grand Prairie, Texas (South Grand Prairie)
11	Joshua Fleeks	WR	21	Boote II, Dwight	DB	5-9	170	Fr.	Miami, Fla. (Palmetto)
11	Cameron Lenhardt	DL	73	Borchers, David	OL	6-2	305	Fr.	Eldridge, Iowa (North Scott)
12	Omar Brown	DB	14	Borders, Chief	LB	6-4	245	So.	Chicago, Ill. (Heard County [Ga./Florida])
12	Chubba Purdy	QB	53	Bower, Jacob	LB	6-0	195	Fr.	Rancho Santa Margarita, Calif. (Santa Margarita Catholic)
13	Malcolm Hartzog	DB	39	Branch, Derek	DB	5-11	185	So.	Lincoln, Neb. (Southeast)
13	Marcus Washington	WR	78	Brandl, Jacob	OL	6-3	280	Fr.	Omaha, Neb. (Creighton Prep)
14	Chief Borders	LB	26	Bretz, Koby	DB	6-2	215	So.	Omaha, Neb. (Westside)
14	Rahmir Johnson	RB	41	Brown, Elliott	WR	5-11	180	So.	Omaha, Neb. (Elkhorn South)
15	Malachi Coleman	WR	<b>12 *</b>	<b>Brown, Omar</b>	<b>DB</b>	<b>6-1</b>	<b>200</b>	<b>Sr.</b>	<b>Minneapolis, Minn. (North/Northern Iowa)</b>
15	Tamon Lynum	DB	88	Buckley, Ru'Quan	DL	6-5	295	So.	Wyoming, Mich. (Godwin Heights)
16	Janiran Bonner	FB	46	Buda, Grant	LB	6-0	220	So.	Lincoln, Neb. (Southwest)
16	Elijah Jeudy	DL	<b>24 **</b>	<b>Buford Jr., Marques</b>	<b>DB</b>	<b>5-11</b>	<b>190</b>	<b>Jr.</b>	<b>DeSoto, Texas (Trinity Christian/St. Thomas More [Conn.] Prep)</b>
17	Ty Hahn	WR	84	Bullock, Alex	WR	6-2	205	So.	Omaha, Neb. (Creighton Prep)
17	Jack Woche	QB	<b>5 **</b>	<b>Bullock, John</b>	<b>LB</b>	<b>6-0</b>	<b>220</b>	<b>Jr.</b>	<b>Omaha, Neb. (Creighton Prep)</b>
18	Brian Buschini	P	<b>18 *</b>	<b>Buschini, Brian</b>	<b>P</b>	<b>6-1</b>	<b>225</b>	<b>Jr.</b>	<b>Helena, Mont. (Capital/Montana)</b>
18	Princewill Umanmielen	DL	50	Bustard, Noah	LB	6-1	220	Fr.	Omaha, Neb. (Elkhorn South)
19	Jaylen Lloyd	WR	<b>10 *</b>	<b>Butler, Jimari</b>	<b>DL</b>	<b>6-4</b>	<b>245</b>	<b>So.</b>	<b>Mobile, Ala. (Murphy)</b>
19	Luke Longval	QB	55	Carroll-Jackson, Vincent	DL	6-5	270	Fr.	Harrisburg, Pa. (Central Dauphin East)
19	Kaine Williams	LB	86	Charles, Jeremiah	WR	6-0	160	Fr.	Arlington, Texas (Arlington Martin)
21	Dwight Bootle II	DB	36	Closman, Blake	DB	5-9	190	So.	Elkhorn, Neb. (Millard North)
21	Emmett Johnson	RB	15	Coleman, Malachi	WR	6-4	190	Fr.	Lincoln, Neb. (East)
22	Gabe Ervin Jr.	RB	23	Collier Jr., Corey	DB	6-1	190	So.	Miami, Fla. (Palmetto/Florida)
22	Ashton Hausmann	DB	53	Connealy, Conor	OL	6-3	230	Fr.	Elkhorn, Neb. (Mount Michael Benedictine)
23	Corey Collier Jr.	DB	<b>69 **</b>	<b>Corcoran, Turner</b>	<b>OL</b>	<b>6-6</b>	<b>310</b>	<b>Jr.</b>	<b>Lawrence, Kan. (Free State)</b>
23	Anthony Grant	RB	54	Demma, Korver	LB	6-2	220	Fr.	Gretna, Neb. (Gretna)
24	Marques Buford Jr.	DB	98	DePooter, Will	LS	6-0	195	Fr.	Omaha, Neb. (Westside)
24	Thomas Fidone II	TE	85	Doss, Jaidyn	WR	5-11	190	Fr.	Raymore, Mo. (Raymore-Peculiar)
25	Javier Morton	DB	48	Echternach, Cayden	TE	6-3	230	Fr.	Bennington, Neb. (Bellevue West)
25	Kenneth Williams	RB	<b>22 *</b>	<b>Ervin Jr., Gabe</b>	<b>RB</b>	<b>6-0</b>	<b>220</b>	<b>So.</b>	<b>Buford, Ga. (Buford)</b>
26	Koby Bretz	DB	51	Evans-Jenkins, Justin	OL	6-1	315	RFr.	East Orange, N.J. (Irvington)
26	Roman Mangini	WR	24	Fidone II, Thomas	TE	6-6	250	So.	Council Bluffs, Iowa (Lewis Central)
28	Kwinten Ives	RB	29	Fields, Eric	LB	6-1	195	Fr.	Ardmore, Okla. (Ardmore)
28	Ethan Nation	DB	11	Fleeks, Joshua	WR	6-0	205	Sr.	Dallas, Texas (Cedar Hill/Baylor)
29	Eric Fields	LB	82	Garcia-Castaneda, Isaiah	WR	6-0	190	Jr.	Twentynine Palms, Calif. (Twentynine Palms/Saddleback College/New Mexico State)
30	Tristan Alvano	PK	42	Gbayor, Mikai	LB	6-2	230	So.	Irvington, N.J. (Irvington)
30	Randolph Kpai	LB	<b>2 ***</b>	<b>Gifford, Isaac</b>	<b>DB</b>	<b>6-1</b>	<b>205</b>	<b>Jr.</b>	<b>Lincoln, Neb. (Southeast)</b>
31	Tommi Hill	DB/WR	89	Gilbert, Arik	TE	6-5	275	So.	Marietta, Ga. (Marietta/LSU/Georgia)
32	Barron Miles Jr.	WR	58	Goldman, Mason	OL	6-5	260	Fr.	Gretna, Neb. (Gretna)
32	Rahmir Stewart	DB	46	Goodwin, John	TE	6-3	245	Jr.	Lincoln, Neb. (Lincoln High)
33	Javin Wright	LB	77	Gottula, Gunnar	OL	6-5	295	Fr.	Lincoln, Neb. (Southeast)
33	Maurice Mazzucca	RB	<b>23 *</b>	<b>Grant, Anthony</b>	<b>RB</b>	<b>5-11</b>	<b>205</b>	<b>Sr.</b>	<b>Buford, Ga. (Buford/Florida State/New Mexico Military Institute)</b>
34	Barret Liebentritt	FB	<b>97 *</b>	<b>Gunnerson, Blaise</b>	<b>DL</b>	<b>6-6</b>	<b>265</b>	<b>So.</b>	<b>Carroll, Iowa (Kuemper Catholic)</b>
34	Garrett Snodgrass	LB	10	Haarberg, Heinrich	QB	6-5	215	So.	Kearney, Neb. (Catholic)
35	D'Andre Barnes	DB	<b>17 *</b>	<b>Hahn, Ty</b>	<b>WR</b>	<b>6-2</b>	<b>200</b>	<b>So.</b>	<b>Johnson, Neb. (Johnson-Brock)</b>
35	Trevin Luben	RB	<b>13 *</b>	<b>Hartzog, Malcolm</b>	<b>DB</b>	<b>5-9</b>	<b>175</b>	<b>So.</b>	<b>Silver Creek, Miss. (Jefferson Davis County)</b>
36	Blake Closman	DB	22	Hausmann, Ashton	DB	5-11	220	So.	Roca, Neb. (Norris)
36	Taveon Thompson	WR	88	Hausmann, Cooper	WR	5-11	185	RFr.	Roca, Neb. (Norris)
37	Phalen Sanford	DB	<b>3 ***</b>	<b>Henrich, Nick</b>	<b>LB</b>	<b>6-3</b>	<b>235</b>	<b>Jr.</b>	<b>Omaha, Neb. (Burke)</b>
38	Timmy Bleekrode	PK	80	Herbek, Jacob	DL	6-5	260	Jr.	Grand Island, Neb. (Central Catholic)
38	Cooper Wilson	DB	<b>31 *</b>	<b>Hill, Tommi</b>	<b>DB/WR</b>	<b>6-0</b>	<b>195</b>	<b>Jr.</b>	<b>Orlando, Fla. (Edgewater/Arizona State)</b>
39	Derek Branch	DB	90	Hohl, Jacob	P	6-2	210	Jr.	Lincoln, Neb. (Southwest/Nebraska Wesleyan)
39	Gage Wager	P	71	Hood, Jacob	OL	6-8	350	RFr.	Nashville, Tenn. (Hillsboro/Georgia)
40	Demetrius Bell	WR	<b>0 **</b>	<b>Hutmacher, Nash</b>	<b>DL</b>	<b>6-4</b>	<b>330</b>	<b>Jr.</b>	<b>Oacoma, S.D. (Chamberlain)</b>
40	Trevor Ruth	FB	28	Ives, Kwinten	RB	6-2	185	Fr.	Beverly, N.J. (Palmyra)
41	Elliott Brown	WR	16	Jeudy, Elijah	DL	6-3	280	So.	Philadelphia, Pa. (Northeast/Texas A&M)
42	Cole Ballard	RB	<b>14 ****</b>	<b>Johnson, Emmett</b>	<b>RB</b>	<b>5-11</b>	<b>190</b>	<b>RFr.</b>	<b>Minneapolis, Minn. (Academy of Holy Angels)</b>
				<b>Johnson, Rahmir</b>	<b>RB</b>	<b>5-10</b>	<b>185</b>	<b>Jr.</b>	<b>Harlem, New York City, N.Y. (Bergen Catholic [N.J.])</b>
			49	Jones, Mason	DB	5-11	185	Fr.	Omaha, Neb. (Burke)
			1	Kemp IV, Billy	WR	5-9	180	Sr.	Richmond, Va. (Highland Springs/Virginia)
			45	Klover, Braden	FB	6-2	235	So.	Wymore, Neb. (Southern)
			75	Knaak, Tyler	OL	6-6	325	RFr.	Cottonwood Heights, Utah (Brighton/Utah)
			74	Knutson, Brock	OL	6-7	305	Fr.	Scottsbluff, Neb. (Scottsbluff)
			30	Kpai, Randolph	LB	6-2	210	So.	Sioux Falls, S.D. (Washington)
			92	Lefotu, Sua	DL	6-3	300	Fr.	Bellflower, Calif. (St. John Bosco)

11	Lenhardt, Cameron	DL	6-3	250	Fr.	Staten Island, N.Y. (IMG [Fla.] Academy)
34	Liebentritt, Barret	FB	6-0	235	So.	Omaha, Neb. (Skutt Catholic/Notre Dame)
44	Lindenmeyer, Luke	TE	6-3	260	RFr.	La Vista, Neb. (Papillion-La Vista)
19	Lloyd, Jaylen	WR	5-10	160	Fr.	Omaha, Neb. (Westside)
19	Longval, Luke	QB	6-2	200	RFr.	Sioux City, Iowa (East/Iowa Western CC)
35	Luben, Trevin	RB	5-11	205	So.	Wahoo, Neb. (Wahoo)
<b>59 *</b>	<b>Lutovsky, Henry</b>	<b>OL</b>	<b>6-6</b>	<b>325</b>	<b>So.</b>	<b>Crawfordsville, Iowa (Mount Pleasant)</b>
15	Lynum, Tamon	DB	6-2	185	So.	Orlando, Fla. (Evans)
95	Maciejczak, Jason	DL	6-2	320	Fr.	Pierre, S.D. (T.F. Riggs)
67	Mancino, Joey	OL	6-1	295	So.	Holmdel, N.J. (Holmdel)
26	Mangini, Roman	WR	5-10	170	RFr.	Mesa, Ariz. (Desert Ridge)
33	Mazzccua, Maurice	RB	5-8	175	Jr.	Philadelphia, Pa. (Neumann-Goretti/West Chester University)
70	Menning, Keegan	OL	6-5	330	So.	Fremont, Neb. (Fremont)
32	Miles Jr., Barron	WR	5-10	175	So.	Montreal, Quebec, Canada (Chandler [Ariz.])
<b>25 *</b>	<b>Morton, Javier</b>	<b>DB</b>	<b>6-2</b>	<b>195</b>	<b>Jr.</b>	<b>Atlanta, Ga. (Stephenson/Garden City [Kan.] CC)</b>
28	Nation, Ethan	DB	5-10	160	Fr.	Roswell, Ga. (Roswell)
<b>6 ****</b>	<b>Newsome, Quinton</b>	<b>DB</b>	<b>6-1</b>	<b>185</b>	<b>Sr.</b>	<b>Suwanee, Ga. (North Gwinnett)</b>
75	Noonan, Maverick	LB	6-4	235	Fr.	Omaha, Neb. (Elkhorn South)
<b>63 *</b>	<b>Nouili, Nouredin</b>	<b>OL</b>	<b>6-4</b>	<b>315</b>	<b>Sr.</b>	<b>Frankfurt, Germany (Norris/Colorado State)</b>
45	Ortiz, Marco	LS	6-4	245	So.	Richmond, Va. (Benedictine/Florida)
95	Pankratz, Spencer	PK	6-2	205	So.	Highlands Ranch, Colo. (Valor Christian/Furman)
61	Parrott, Dylan	OL	6-5	330	RFr.	Eldridge, Iowa (North Scott)
49	Pasko, Danny	LB	6-1	210	Fr.	Chicago, Ill. (Lyons Township)
<b>57 ***</b>	<b>Piper, Ethan</b>	<b>OL</b>	<b>6-3</b>	<b>305</b>	<b>Jr.</b>	<b>Norfolk, Neb. (Norfolk Catholic)</b>
<b>65 *</b>	<b>Prochazka, Teddy</b>	<b>OL</b>	<b>6-10</b>	<b>325</b>	<b>So.</b>	<b>Elkhorn, Neb. (South)</b>
<b>12</b>	<b>Purdy, Chubba</b>	<b>QB</b>	<b>6-2</b>	<b>210</b>	<b>So.</b>	<b>Queen Creek, Ariz. (Perry/Florida State)</b>
<b>4 ****</b>	<b>Reimer, Luke</b>	<b>LB</b>	<b>6-1</b>	<b>225</b>	<b>Sr.</b>	<b>Ashland, Kan. (Lincoln [Neb.] North Star)</b>
<b>9 ***</b>	<b>Robinson, Ty</b>	<b>DL</b>	<b>6-6</b>	<b>310</b>	<b>Jr.</b>	<b>Gilbert, Ariz. (Higley)</b>
52	Rogers, Dylan	LB	6-3	235	Fr.	Cypress, Texas (Cypress Woods)
<b>86 *</b>	<b>Rollins, AJ</b>	<b>DL</b>	<b>6-5</b>	<b>245</b>	<b>So.</b>	<b>Omaha, Neb. (Creighton Prep)</b>
40	Ruth, Trevor	FB	6-0	235	RFr.	Seward, Neb. (Seward/Nebraska-Kearney)
44	Safeullah, Syncere	DB	6-2	175	Fr.	Nashville, Tenn. (IMG [Fla.] Academy)
<b>37 ***</b>	<b>Sanford, Phalen</b>	<b>DB</b>	<b>5-11</b>	<b>195</b>	<b>Sr.</b>	<b>Benkelman, Neb. (Dundy County-Stratton/Hastings College)</b>
66	Scott, Ben	OL	6-5	305	Jr.	Honolulu, Hawaii (St. Louis/Arizona State)
79	Seagren, Grant	OL	6-6	260	Fr.	Oakland, Neb. (Oakland-Craig)
48	Sherman, MJ	LB	6-3	250	Jr.	Baltimore, Md. (St. John's College [D.C.] / Georgia)
7	Sims, Jeff	QB	6-4	220	Jr.	Jacksonville, Fla. (Sandalwood/Georgia Tech)
<b>8 *</b>	<b>Singleton, DeShon</b>	<b>DB</b>	<b>6-3</b>	<b>205</b>	<b>Jr.</b>	<b>Amite, La. (St. Helena/Hutchinson [Kan.] CC)</b>
62	Sledge, Sam	OL	6-3	285	Fr.	Omaha, Neb. (Creighton Prep)
81	Smith Flores, Ismael	TE	6-4	225	Fr.	Crowley, Texas (Arlington Martin)
<b>34 **</b>	<b>Snodgrass, Garrett</b>	<b>LB</b>	<b>6-3</b>	<b>230</b>	<b>Jr.</b>	<b>York, Neb. (York)</b>
47	Stenger, Gage	LB	6-2	190	RFr.	Omaha, Neb. (Millard South)
32	Stewart, Rahmir	DB	5-11	200	Fr.	Philadelphia, Pa. (Imhotep Institute)
87	Tagaloa, Brodie	DL	6-4	260	RFr.	Pittsburg, Calif. (De La Salle)
<b>56 **</b>	<b>Tagge, Grant</b>	<b>LB</b>	<b>6-1</b>	<b>205</b>	<b>Jr.</b>	<b>Omaha, Neb. (Westside)</b>
43	Ternus, Landon	FB	6-0	230	Fr.	Columbus, Neb. (Lakeview)
36	Thompson, Taveon	WR	6-3	205	So.	Lincoln, Neb. (Southeast)
80	Turner, Brice	WR	6-0	175	Fr.	Bay City, Texas (Bay City)
18	Umanmielen, Princewill	DL	6-4	240	Fr.	Austin, Texas (Manor)
94	Van Poppel, Riley	DL	6-5	275	Fr.	Argyle, Texas (Argyle)
39	Wager, Gage	P	5-10	185	Fr.	Arlington, Texas (Arlington Martin)
93	Wallin, Kai	DL	6-5	250	So.	Sacramento, Calif. (Jesuit/American River CC)
<b>13 *</b>	<b>Washington, Marcus</b>	<b>WR</b>	<b>6-2</b>	<b>190</b>	<b>Sr.</b>	<b>St. Louis, Mo. (Trinity Catholic/Texas)</b>
90	Williams, James	DL	6-5	235	So.	Parkville, Mo. (Park Hill South/Iowa Central CC)
25	Williams, Kenneth	RB	5-11	175	Fr.	Detroit, Mich. (Lincoln [Neb.] High)
19	Williams, Kaine	LB	6-2	215	So.	Marrero, La. (John Ehret/Alabama)
38	Wilson, Cooper	DB	6-3	190	Fr.	Bonney Lake, Wash. (Bonney Lake)
96	Witucki, Camden	LS	6-2	225	So.	Grand Blanc, Mich. (Grand Blanc Community)
17	Woche, Jack	QB	6-1	210	RFr.	Austin, Texas (IMG [Fla.] Academy/Ole Miss)
<b>33 *</b>	<b>Wright, Javin</b>	<b>LB</b>	<b>6-5</b>	<b>215</b>	<b>Jr.</b>	<b>Chandler, Ariz. (Hamilton)</b>

Lettermen in Bold; \*Indicates Letters Earned

## PRONUNCIATION GUIDE

Nate Boerkircher.....BORE-kurr-churr  
 Janiran Bonner.....juh-NIGH-run  
 Ru'Quan Buckley.....ROO-kwan  
 Marques Buford Jr. .... marr-KEESE  
 Brian Buschini .....boo-SHEEN-ee  
 Jimari Butler.....jih-MAR-ee  
 Malachi Coleman.....MAL-uh-kie  
 Corey Collier Jr. .... CALL-yer  
 Thomas Fidone II ..... fuh-DOAN-ee  
 Isaiah Garcia-Castaneda .... CAST-uh-NAY-duh  
 Mikai Gbayer.....meh-KYE BAY-er  
 Gunnar Gottula.....guh-TOO-luh  
 Heinrich Haarberg .....HINE-rick HARR-burg  
 Ashton/Cooper Hausmann..... HOUSE-munn  
 Nick Henrich .....HEN-ritch  
 Jacob Hohl.....HOLE  
 Nash Hutmacher.....HUT-make-urr  
 Elijah Jeudy.....JUDY

Randolph Kpai .....kuh-PIE  
 Tyler Knaak.....kuh-NOCK  
 Sua Lefotu .....leh-FOE-too  
 Barret Liebentritt .....LEE-ben-tritt  
 Henry Lutovsky .....loo-TOV-skee  
 Tamon Lynum.....tuh-MAWN  
 Jason Maciejczak.....muh-CHAY-chock  
 Maurice Mazzccua .....muh-ZOO-kuh  
 Javier Morton.....ha-VEE-air  
 Nouredin Nouili.....NURR-ee new-WHEEL-ee  
 Teddy Prochazka.....pro-HAH-skuh  
 Luke Reimer .....RHYME-urr  
 Syncere Safeullah.....suh-FEE-uh-luh  
 DeShon Singleton.....dee-SHAWN  
 Gage Stenger.....STANG-er  
 Princewill Umanmielen ... OOH-mawn-me-ellen  
 Kai Wallin .....KYE  
 Jack Woche.....WAA-kee

## NUMERICAL ROSTER

42	Mikai Gbayer	LB
43	Michael Booker III	LB
43	Landon Ternus	FB
44	Luke Lindenmeyer	TE
44	Syncere Safeullah	DB
45	Braden Klover	FB
45	Marco Ortiz	LS
46	Grant Buda	LB
46	John Goodwin	TE
47	Caden Becker	TE
47	Gage Stenger	LB
48	Cayden Echternach	TE
48	MJ Sherman	LB
49	Mason Jones	DB
49	Danny Pasko	LB
50	Noah Bustard	LB
51	Justin Evans-Jenkins	OL
52	Dylan Rogers	LB
53	Jacob Bower	LB
53	Conor Connealy	OL
54	Bryce Benhart	OL
54	Korver Demma	LB
55	Vincent Carroll-Jackson	DL
56	Grant Tagge	LB
57	Ethan Piper	OL
58	Mason Goldman	OL
59	Henry Lutovsky	OL
61	Dylan Parrott	OL
62	Sam Sledge	OL
63	Nouredin Nouili	OL
65	Teddy Prochazka	OL
66	Ben Scott	OL
67	Joey Mancino	OL
69	Turner Corcoran	OL
70	Keegan Menning	OL
71	Jacob Hood	OL
73	David Borchers	OL
74	Brock Knutson	OL
75	Tyler Knaak	OL
75	Maverick Noonan	LB
77	Gunnar Gottula	OL
78	Jacob Brandl	OL
79	Grant Seagren	OL
80	Jacob Herbek	DL
80	Brice Turner	WR
81	Ismael Smith Flores	TE
82	Isaiah Garcia-Castaneda	WR
83	Jake Appleget	TE
84	Alex Bullock	WR
85	Jaidyn Doss	WR
86	Jeremiah Charles	WR
86	AJ Rollins	DL
87	Nate Boerkircher	TE
87	Brodie Tagaloa	DL
88	Ru'Quan Buckley	DL
88	Cooper Hausmann	WR
89	Arik Gilbert	TE
90	Jacob Hohl	P
90	James Williams	DL
92	Sua Lefotu	DL
93	Kai Wallin	DL
94	Riley Van Poppel	DL
95	Jason Maciejczak	DL
95	Spencer Pankratz	PK
96	Leslie Black	DL
96	Camden Witucki	LS
97	Blaise Gunnerson	DL
98	Will DePooter	LS



CAREER STARTS - OFFENSE

PLAYER	'18	'19	'20	'21	'22	'23	ALL
Benhart	-	0	8	10	11	4	33
Scott	-	0~	4~	13~	11~	4	32
Corcoran	-	-	1	11	12	4	28
Kemp IV	0+	2+	9+	10+	4+	2	27
Sims	-	-	10&	6&	7&	2	25
Piper	-	0	7	3	8	4	24
Washington	-	1@	0@	7@	10	2	20
Nouili	-	7!	0	7	0	4	18
Grant	0\$	0\$	-	-	12	1	13
Gilbert	-	-	8#	0%	3%	0	8
Johnson	-	0	0	7	0	1	8
G.-Castaneda	-	-	0^	7^	0	0	7
Boerkircher	-	-	0	0	4	2	6
Prochazka	-	-	-	2	3	0	5
Fleeks	1*	1*	0*	1*	0*	0	3
Purdy	-	-	1\$	0\$	2	0	3
Ervin Jr.	-	-	-	2	0	2	4
Fidone III	-	-	-	0	0	3	3
Haarberg	-	-	-	0	0	2	2
Lutovsky	-	-	-	0	2	0	2
A. Bullock	-	-	-	0	0	1	1
Coleman	-	-	-	-	-	1	1
Bonner	-	-	-	-	0	1	1
Lindenmeyer	-	-	-	-	0	1	1
Evans-Jenkins	-	-	-	-	0	1	1

~at Arizona State; +at Virginia; &at Georgia Tech;  
 @at Texas; !at Colorado State; \$at Florida State;  
 #at LSU; %at Georgia; ^at New Mexico State;  
 \*at Baylor;

CAREER STARTS - DEFENSE

PLAYER	'19	'20	'21	'22	'23	ALL
Brown	15*	7*	7*	0	4	33
Reimer	0	5	12	10	4	31
Newsome	0	1	12	12	4	29
Robinson	0	7	4	12	3	26
Henrich	0	1	12	5	0	18
Gifford	-	0	0	10	4	14
Hartzog	-	-	-	8	4	12
Buford Jr.	-	-	0	11	0	11
Hill	-	-	0^	5	1**	6
Hutmacher	-	0	0	2	4	6
Lenhardt	-	-	-	-	3	3
Bullock	0	0	0	0	4	4
Singleton	-	-	-	0	4	4
Gunnerson	-	0	0	0	3	3
Gbayor	-	-	0	0	3	3
Wright	0	0	0	1	0	1

\*at FCS Northern Iowa; ^at Arizona State;

\*\*-1 start on offense

CAREER STARTS - SPECIAL TEAMS

PLAYER	'19	'20	'21	'22	'23	ALL
Buschini	0#	2#	13#	12	4	31
Bleekrode	0*	7*	11*	12	0	30
Alvano	-	-	-	-	4	4

\*at Furman; #at Montana

OFFENSIVE DEPTH CHART

LT	69	Turner Corcoran	6-6	310	Jr.	Lawrence, Kan.
	65	Teddy Prochazka	6-10	325	So.	Elkhorn, Neb.
	77	Gunnar Gottula	6-5	295	Fr.	Lincoln, Neb.
LG	57	Ethan Piper	6-3	305	Jr.	Norfolk, Neb.
	62	Sam Sledge	6-3	285	Fr.	Omaha, Neb.
C	66	Ben Scott	6-5	305	Jr.	Honolulu, Hawaii
	51	Justin Evans-Jenkins	6-1	315	RFr.	East Orange, N.J.
RG	63	Noure Nouili	6-4	315	Sr.	Frankfurt, Germany
	59	Henry Lutovsky	6-6	325	So.	Crawfordsville, Iowa
RT	54	Bryce Benhart	6-9	315	Jr.	Lakeville, Minn.
	75	Tyler Knaak	6-6	325	RFr.	Cottonwood Heights, Utah
TE	87	Nate Boerkircher	6-5	245	So.	Aurora, Neb. -OR-
	24	Thomas Fidone II	6-6	250	So.	Council Bluffs, Iowa
SLOT	1	Billy Kemp IV	5-9	180	Sr.	Richmond, Va.
	11	Joshua Fleeks	6-0	205	Sr.	Dallas, Texas
WR	84	Alex Bullock	6-2	205	So.	Omaha, Neb.
	15	Malachi Coleman	6-4	190	Fr.	Lincoln, Neb. -OR-
	19	Jaylen Lloyd	5-10	160	Fr.	Omaha, Neb.
WR	13	Marcus Washington	6-2	190	Sr.	St. Louis, Mo.
	17	Ty Hahn	6-2	200	So.	Johnson, Neb.
QB	7	Jeff Sims	6-4	220	Jr.	Jacksonville, Fla. -OR-
	10	Heinrich Haarberg	6-5	215	So.	Kearney, Neb.
	12	Chubba Purdy	6-2	210	So.	Queen Creek, Ariz.
RB	23	Anthony Grant	5-11	205	Sr.	Buford, Ga.
	21	Emmett Johnson	5-11	190	RFr.	Minneapolis, Minn.
FB	16	Janiran Bonner	6-2	220	RFr.	Ellenwood, Ga. -OR-
	34	Barret Liebentritt	6-0	235	So.	Omaha, Neb.

DEFENSIVE DEPTH CHART

DE	9	Ty Robinson	6-6	310	Jr.	Gilbert, Arizona
	10	Jimari Butler	6-4	245	So.	Mobile, Ala.
DT	0	Nash Hutmacher	6-4	330	Jr.	Oacoma, S.D.
	88	Ru'Quan Buckley	6-5	295	So.	Wyoming, Mich.
DE	97	Blaise Gunnerson	6-6	265	So.	Carroll, Iowa -OR-
	11	Cameron Lenhardt	6-3	250	Fr.	Staten Island, N.Y.
LB	4	Luke Reimer	6-1	225	Sr.	Ashland, Kan.
	33	Javin Wright	6-5	215	Jr.	Chandler, Ariz.
LB	5	John Bullock	6-0	220	Jr.	Omaha, Neb. -OR-
	3	Nick Henrich	6-3	235	Jr.	Omaha, Neb.
JACK	42	Mikai Gbayor	6-2	230	So.	Irvington, N.J. -OR-
	14	Chief Borders	6-4	245	So.	Chicago, Ill. -OR-
	48	MJ Sherman	6-3	250	Jr.	Baltimore, Md.
CB	6	Quinton Newsome	6-1	185	Sr.	Suwanee, Ga.
	31	Tommi Hill	6-0	195	Jr.	Orlando, Fla.
ROV	2	Isaac Gifford	6-1	205	Jr.	Lincoln, Neb.
	37	Phalen Sanford	5-11	195	Sr.	Benkelman, Neb.
S	12	Omar Brown	6-1	200	Sr.	Minneapolis, Minn.
	26	Koby Bretz	6-2	215	So.	Omaha, Neb.
S	8	DeShon Singleton	6-3	205	Jr.	Amite, La.
	23	Corey Collier Jr.	6-1	190	So.	Miami, Fla.
CB	13	Malcolm Hartzog	5-9	175	So.	Silver Creek, Miss.
	15	Tamon Lynum	6-2	185	So.	Orlando, Fla.

SPECIAL TEAMS DEPTH CHART

PK	30	Tristan Alvano	6-1	200	Fr.	Omaha, Neb. -OR-
	38	Timmy Bleekrode	5-8	190	Jr.	Atlanta, Ga.
P	18	Brian Buschini	6-1	225	Jr.	Helena, Mont.
	38	Timmy Bleekrode	5-8	190	Jr.	Atlanta, Ga.
KO	18	Brian Buschini	6-1	225	Jr.	Helena, Mont. -OR-
	30	Tristan Alvano	6-1	200	Fr.	Omaha, Neb.
H	18	Brian Buschini	6-1	225	Jr.	Helena, Mont.
	45	Marco Ortiz	6-4	245	Sr.	Richmond, Va.
LS	96	Camden Witucki	6-2	255	So.	Grand Blanc, Mich.
	21	Emmett Johnson	5-11	190	RFr.	Minneapolis, Minn.
KR	31	Tommi Hill	6-0	195	Jr.	Orlando, Fla.
	84	Alex Bullock	6-2	205	So.	Omaha, Neb.
PR	1	Billy Kemp IV	5-9	180	Sr.	Richmond, Va.

# 2023 NEBRASKA GAME-BY-GAME STARTERS

## OFFENSIVE STARTING LINEUPS

OPPONENT	WR	WR	WR	TE	RT	RG	C	LG	LT	QB	RB	PK
Minnesota	Fidone*	Lindenmeyer*	Evans-Jenkins*	Boerkircher	Benhart	Nouili	Scott	Piper	Corcoran	Sims	Ervin	Alvano
Colorado	Fidone^	Washington	Bullock	Boerkircher	Benhart	Nouili	Scott	Piper	Corcoran	Sims	Ervin	Alvano
Northern Ill.	Bonner+	Washington	Bullock	Kemp IV+	Benhart	Nouili	Scott	Piper	Corcoran	Haarberg	R. Johnson	Alvano
La. Tech	Hill	Coleman	Kemp	Fidone	Benhart	Nouili	Scott	Piper	Corcoran	Haarberg	Grant	Alvano
Michigan												
Illinois												
Northwestern												
Purdue												
Michigan St.												
Maryland												
Wisconsin												
Iowa												

\*NU opened with 3 tight ends & 6 offensive linemen; ^NU opened with 2 tight ends; NU opened with a fullback

## DEFENSIVE STARTING LINEUPS

OPPONENT	DE	DT	DE	LB	LB	JACK/LB	CB	ROV	S	S	CB	P
Minnesota	Gunnerson	Hutmacher	Robinson	Reimer	Bullock	Lenhardt*	Newsome	Gifford	Brown	Singleton	Hartzog	Buschini
Colorado	Gunnerson	Hutmacher	Lenhardt	Reimer	Bullock	Gbayor	Newsome	Gifford	Brown	Singleton	Hartzog	Buschini
Northern Ill.	Lenhardt	Hutmacher	Robinson	Reimer	Bullock	Gbayor	Newsome	Gifford	Brown	Singleton	Hartzog	Buschini
La. Tech	Gunnerson	Hutmacher	Robinson	Reimer	Bullock	Gbayor	Newsome	Gifford	Brown	Singleton	Hartzog	Buschini
Michigan												
Illinois												
Northwestern												
Purdue												
Michigan St.												
Maryland												
Wisconsin												
Iowa												

\*Nebraska opened with 4 defensive linemen

## 2023 NEBRASKA PLAYER PARTICIPATION

PLAYER, POS.	GP	GS	PLAYER, POS.	GP	GS	PLAYER, POS.	GP	GS
Tristan Alvano, PK	4	4	Mikai Gbayor, LB	4	3	Joey Mancino, OL	1	0
Jake Appleget, TE	1	0	Isaac Gifford, DB	4	4	Roman Mangini, WR	1	0
Bryce Benhart, OL	4	4	John Goodwin, TE	1	0	Javier Morton, DB	1	0
Timmy Bleekrode, PK	1	0	Anthony Grant, RB	3	1	Ethan Nation, DB	1	0
Nate Boerkircher, TE	4	2	Blaise Gunnerson, DL	4	3	Quinton Newsome, DB	4	4
Janiran Bonner, FB	4	1	Heinrich Haarberg, QB	4	2	Noure Nouili, OL	4	4
Michael Booker III, LB	3	0	Ty Hahn, WR	4	0	Marco Ortiz, LS	4	0
Chief Borders, LB	4	0	Malcolm Hartzog, DB	4	4	Ethan Piper, OL	4	4
Dwight Bootle II, DB	3	0	Ashton Hausmann, DB	4	0	Teddy Prochazka, OL	2	0
Derek Branch, DB	1	0	Nick Henrich, LB	3	0	Chubba Purdy, QB	3	0
Koby Bretz, DB	3	0	Jacob Herbek, DL	4	0	Luke Reimer, LB	4	4
Elliott Brown, WR	1	0	Tommi Hill, DB/WR	4	1	Ty Robinson, DL	4	3
Omar Brown, DB	4	4	Nash Hutmacher, DL	4	4	AJ Rollins, DL	2	0
Ru'Quan Buckley, DL	3	0	Elijah Jeudy, DL	4	0	Phalen Sanford, DB	4	0
Alex Bullock, WR	4	3	Emmett Johnson, RB	4	0	Ben Scott, OL	4	4
John Bullock, LB	4	4	Rahmir Johnson, RB	3	1	MJ Sherman, LB	4	0
Brian Buschini, P	4	4	Billy Kemp IV, WR	4	2	Jeff Sims, QB	3	2
Jimari Butler, DL	3	0	Braden Klover, FB	1	0	DeShon Singleton, DB	4	4
Blake Closman, DB	1	0	Tyler Knaak, OL	2	0	Garrett Snodgrass, LB	4	0
Malachi Coleman, WR	4	1	Sua Lefotu, DL	1	0	Grant Tagge, LB	4	0
Corey Collier Jr., DB	3	0	Cameron Lenhardt, DL	3	3	Taveon Thompson, WR	2	0
Turner Corcoran, OL	4	4	Barret Liebentritt, FB	4	0	Princewill Umanmielen, DL	4	0
Gabe Ervin Jr., RB	3	2	Luke Lindenmeyer, TE	4	1	Riley Van Poppel, DL	3	0
Justin Evans-Jenkins, OL	4	1	Jaylen Lloyd, WR	2	0	Kai Wallin, DL	4	0
Joshua Fleeks, WR	2	0	Trevin Luben, RB	1	0	Marcus Washington, WR	4	2
Thomas Fidone II, TE	4	3	Henry Lutovsky, OL	4	0	Kaine Williams, LB	1	0
Isaiah Garcia-Castaneda, WR	1	0	Tamon Lynum, DB	4	0	Javin Wright, LB	4	0



**TRISTAN ALVANO #30**

6-1 | 200 | FR. | PK  
OMAHA, NEB.

**CAREER NOTES**

- Set Nebraska all-class records for field goals in a game (5 in 2022 state championship game) and in a season (16 in 2022)
- Made 27 field goals in his career, a Nebraska Class A state record
- Made five field goals in the 2022 state final, including a game-winning walk-off 50-yard field

**SEASON HIGHLIGHTS**

- Started his debut at Minnesota and connected on a 27-yard field goal and his lone PAT
- Also kicked off twice, both of which resulted in Minnesota starting drives inside the 20-yard line
- Missed a 45-yard field goal off the upright at Colorado but connected on two extra points and had a touchback on his lone kickoff
- Made all five PATs against Northern Illinois and had one touchback on three kickoffs
- Was 4-of-4 on extra points and had two touchbacks on four kickoffs against Louisiana Tech

**GAME-BY-GAME**

OPPONENT	XP-ATT	FG-ATT	LG	BK	PTS
@ Minnesota	1-1	1-1	27	0	4
@ Colorado	2-2	0-1	-	0	2
Northern Illinois	5-5	0-0	-	0	5
Louisiana Tech	4-4	0-1	-	0	4
Michigan					
@ Illinois					
Northwestern					
Purdue					
@ Michigan St.					
Maryland					
@ Wisconsin					
Iowa					

**CAREER STATS**

YEAR	G/S	PAT	FG	PCT.	PTS	LG
2023	4/4	12-12	1-3	.333	15	27

KICKOFFS: 10 att., 4 touchbacks

**CAREER HIGHS**

Field Goal Attempts	1 three times
Field Goals Made	1 at Minnesota (2023)
Long Field Goal	27 at Minnesota (2023)
Points	5 vs. Northern Illinois (2023)
PATs	1 at Minnesota (2023)



**BRYCE BENHART #54**

6-9 | 315 | JR. | OL  
LAKEVILLE, MINN.

**CAREER HONORS**

- Big Ten Distinguished Scholar (2022)
- 3-Time Academic All-Big Ten
- 8-Time Nebraska Scholar-Athlete Honor Roll

**2023 WATCH LIST**

- Senior Bowl

**PERSONAL NOTES**

- Earned his degree in criminal justice

**CAREER NOTES**

- Was the 12th true freshman offensive lineman to play in a game in Nebraska history
- Has made 33 career starts at right tackle, the fourth-most starts at right tackle in program history

**SEASON HIGHLIGHTS**

- Has started every game at right tackle
- Made his 30th career start at right tackle at Minnesota, the fourth Husker to start 30 games at right tackle

**CAREER STATS**

- Games: 39 (3 in 2019; 8 in 2020; 12 in 2021; 12 in 2022, 4 in 2023)
- Starts: 33 (8 in 2020; 10 in 2021; 11 in 2022; 4 in 2023)

**STARTS BY A HUSKER RIGHT TACKLE**

RK.	PLAYER (YEARS)	STARTS
1.	Dan Vili Waldrop	39
2.	Eric Anderson	38
3.	Zach Wiegert	37
4.	Bryce Benhart	33



**TIMMY BLEEKRODE #38**

5-8 | 190 | JR. | PK  
ATLANTA, GA.

**CAREER HONORS (2019-21: FCS FURMAN)**

- 2-Time Second-Team All-Southern Conference
- Southern Conference Special Teams Player of the Week (2020)
- 2-Time Southern Conf. Academic Honor Roll

**PERSONAL NOTES**

- Earned his bachelor's degree from Furman and is on track to earn his MBA from Nebraska this December

**CAREER NOTES**

- Graduate transfer from FCS Furman (2019-21) in his second season at Nebraska
- Earned his degree in business administration
- Was the Palladins' starting place-kicker in each of his final two seasons (2020 & 2021)
- Was also Furman's starting punter in 2020 and 2021, averaging 42.9 yards on 91 career punts

**SEASON HIGHLIGHTS**

- Has yet to see game action at kicker
- Ran a fake field goal as the holder against Louisiana Tech and had a 10-yard rush on 4th & 4 to keep a touchdown drive alive

**GAME-BY-GAME**

OPPONENT	XP-ATT	FG-ATT	LG	BK	PTS
@ Minnesota	-Did Not Play-				
@ Colorado	-Did Not Play-				
Northern Illinois	-Did Not Play-				
Louisiana Tech	0-0	0-0	-	-	0
Michigan					
@ Illinois					
Northwestern					
Purdue					
@ Michigan St.					
Maryland					
@ Wisconsin					
Iowa					

**CAREER KICKING STATS**

YEAR	G/S	PAT	FG	PCT.	PTS	LG
2019*^	3/0	1/1	0/0	0.0	1	-
2020^	7/7	16/18	6/7	85.7	34	47
2021^	11/11	30/32	15/18	83.3	75	51
2022	12/12	34/35	9/12	75.0	61	46
2023	1/0	0/0	0/0	0.0	0	-
<b>TOTAL</b>	<b>34/30</b>	<b>81/86</b>	<b>30/37</b>	<b>81.1</b>	<b>171</b>	<b>51</b>

\*Redshirt season; ^at FCS Furman

Note: 2020 season played in the spring of 2021

KICKOFFS: 92 att., 35 touchbacks

PUNTS: 91 att., 42.3 avg, long of 69 yds

RUSHING: 1 att., 10 yds, 0 TDs

**CAREER HIGHS**

Field Goal Attempts	4 twice*
Field Goals Made	4 at Tennessee Tech (2021)*
Long Field Goal	51 at Tennessee Tech (2021)*
Points	14 twice*
PATs	6 four times

\*at FCS Furman



**NATE BOERKIRCHER #87**

6-5 | 245 | SO. | TE  
AURORA, NEB.

**CAREER HONORS**

- 2-Time Academic All-Big Ten
- 5-Time Nebraska Scholar-Athlete Honor Roll

**CAREER NOTES**

- Former walk-on who was placed on scholarship in the spring of 2023

**SEASON HIGHLIGHTS**

- Has started two games
- Had a four-yard catch at Minnesota
- Made two receptions at Colorado for a career-high 33 yards

**GAME-BY-GAME**

OPPONENT	REC.	YDS	TD	LONG
@ Minnesota	1	4	0	4
@ Colorado	2	33	0	17
Northern Illinois	0	0	0	-
Louisiana Tech	0	0	0	-
Michigan				
@ Illinois				
Northwestern				
Purdue				
@ Michigan St.				
Maryland				
@ Wisconsin				
Iowa				

**CAREER RECEIVING STATS**

YEAR	G/S	REC.	YDS	Y/R	Y/G	TD
2020		Did Not Play				
2021*	3/0	2	14	7.0	4.7	0
2022	12/4	6	52	8.7	4.3	1
2023	4/2	3	37	12.3	9.3	0
<b>TOTAL</b>	<b>19/6</b>	<b>11</b>	<b>103</b>	<b>9.4</b>	<b>5.4</b>	<b>1</b>

\*Redshirt season

**CAREER HIGHS**

Receptions	2 twice
Receiving Yards	33 at Colorado (2023)
Receiving Touchdowns	1 vs. No. Dakota (2022)
Long Reception	19 vs. North Dakota [TD] (2022)



**JANIRAN BONNER #16**

6-2 | 220 | R-FR. | FB  
ELLENWOOD, GA.

**CAREER HONORS**

- Nebraska Scholar-Athlete Honor Roll (Fall 2022)

**CAREER NOTES**

- Switched from tight end to fullback during the 2023 spring season

**SEASON HIGHLIGHTS**

- Has played in every game but does not have a catch or a reception
- Was targeted on one pass at Colorado
- Made his first career start vs. Northern Illinois

**GAME-BY-GAME**

OPPONENT	REC.	YDS	TD	LONG
@ Minnesota	0	0	0	-
@ Colorado	0	0	0	-
Northern Illinois	0	0	0	-
Louisiana Tech	0	0	0	-
Michigan				
@ Illinois				
Northwestern				
Purdue				
@ Michigan St.				
Maryland				
@ Wisconsin				
Iowa				

**CAREER RECEIVING STATS**

YEAR	G/S	REC.	YDS	Y/R	Y/G	TD
2022		Redshirt				
2023	4/1	0	0	0.0	0.0	0
<b>TOTAL</b>	<b>4/1</b>	<b>0</b>	<b>0</b>	<b>0.0</b>	<b>0.0</b>	<b>0</b>

\*Redshirt season

**RUSHING:** 0 att., 0 yds, 0 TDs

**CAREER HIGHS**

Receptions	none
Receiving Yards	none
Receiving Touchdowns	none
Long Reception	none



**CHIEF BORDERS #14**

6-4 | 245 | SO. | LB  
CHICAGO, ILL.

**CAREER HONORS**

- Nebraska Scholar-Athlete Honor Roll (Spring 2023)

**CAREER NOTES**

- First-year transfer from Florida
- Played in 16 games and had two tackles as primarily a special teams player in his two seasons as a Gator (2021-22)

**SEASON HIGHLIGHTS**

- Made his Husker debut at Minnesota
- Recorded his first two tackles as a Husker against Northern Illinois
- Had one solo tackle vs. Louisiana Tech

**GAME-BY-GAME**

OPPONENT	UT-AT-TT	TFL-YD	SACK-YD
@ Minnesota	0-0-0	0.0-0	0.0-0
@ Colorado	0-0-0	0.0-0	0.0-0
Northern Illinois	1-1-2	0.0-0	0.0-0
Louisiana Tech	1-0-1	0.0-0	0.0-0
Michigan			
@ Illinois			
Northwestern			
Purdue			
@ Michigan St.			
Maryland			
@ Wisconsin			
Iowa			

**CAREER TACKLE STATS**

YEAR	G/S	UT	AT	TT	TFL-YD	SCK-YD
2021*^	4/0	1	0	1	0.0-0	0.0-0
2022*	12/0	0	2	2	0.0-0	0.0-0
2023	4/0	2	1	3	0.0-0	0.0-0
<b>TOTAL</b>	<b>20/0</b>	<b>3</b>	<b>3</b>	<b>6</b>	<b>0.0-0</b>	<b>0.0-0</b>

\*at Florida; ^Redshirt season

**CAREER MISCELLANEOUS STATS**

YEAR	FF	FR	PBU	INT	QBH	BLK
2021	0	0	0	0	0	0
2022	0	0	0	0	0	0
2023	0	0	0	0	0	0
<b>TOTAL</b>	<b>0</b>	<b>0</b>	<b>0</b>	<b>0</b>	<b>0</b>	<b>0</b>

\*at Florida; ^Redshirt season

**CAREER HIGHS**

Tackles	2 vs. Northern Illinois (2023)
TFLs	none
Sacks	none
Breakups	none

\*at Florida



**OMAR BROWN** #12

6-1 | 200 | SR. | DB  
MINNEAPOLIS, MINN.

**CAREER HONORS (2019-21: FCS UNI)**

- First-Team FCS All-American (2019, Phil Steele)
- Third-Team FCS All-American (2019, AP)
- FCS Defensive Freshman of the Year (2019)
- FCS All-America Sophomore Team (2021)
- First-Team All-Missouri Valley [MVFC] (2019)
- 2-Time Honorable-Mention All-MVFC
- FCS Defensive Player of the Week (2019)
- MVFC Defensive Player of the Week (2019)
- MVFC Freshman of the Week (2019)
- Nebraska Scholar-Athlete Honor Roll (Spring 2022)

**CAREER NOTES**

- Spent three seasons at FCS Northern Iowa (2019-21) and is in his second season at NU
- Started 29 games at UNI, totaling 140 tackles, 9.0 TFLs, 13 breakups and eight interceptions

**CAREER SUPERLATIVES**

- Double-Digit Tackle Games: 1 (at UNI)

**ACTIVE FBS CAREER RANKINGS**

- Interceptions: 5th (9)\*  
\*includes stats from FCS Northern Iowa

**SEASON HIGHLIGHTS**

- Has started every game
- Made his first start as a Husker and 30th career start at Minnesota
- Tied for the team lead with seven tackles and intercepted his first pass as a Husker
- His seven tackles in the opener were two more than he made in 12 games in 2022
- Recorded five solo tackles at Colorado with his first TFL as a Husker and a pass breakup
- Made two tackles against Northern Illinois
- Recorded eight tackles - his highest total as a Husker - against Louisiana Tech with a forced fumble

**GAME-BY-GAME**

OPPONENT	UT-AT-TT	TFL-YD	PBU	INT
@ Minnesota	5-2-7	0.0-0	0	1
@ Colorado	5-0-5	1.0-1	1	0
Northern Illinois	1-1-2	0.0-0	0	0
Louisiana Tech	7-1-8	0.0-0	0	0
Michigan				
@ Illinois				
Northwestern				
Purdue				
@ Michigan St.				
Maryland				
@ Wisconsin				
Iowa				

**CAREER TACKLE STATS**

YEAR	G/S	UT	AT	TT	TFL-YD	SCK-YD
2019*	15/15	46	31	77	4.0-11	0.0-0
2020*	7/7	19	11	30	2.0-7	0.0-0
2021*	7/7	24	9	33	3.0-7	0.0-0
2022	12/0	1	4	5	0.0-0	0.0-0
2023	4/4	18	4	22	1.0-1	0.0-0
<b>TOTAL</b>	<b>45/33</b>	<b>108</b>	<b>59</b>	<b>167</b>	<b>10.0-26</b>	<b>0.0-0</b>

\*at FCS Northern Iowa  
Note: 2020 season played in the spring of 2021

**CAREER MISCELLANEOUS STATS**

YEAR	FF	FR	PBU	INT	QBH	BLK
2019*	0	3	5	6	0	0
2020*	0	0	5	1	0	1
2021*	1	0	3	1	0	0
2022	0	0	0	0	0	0
2023	1	0	1	1	0	0
<b>TOTAL</b>	<b>2</b>	<b>3</b>	<b>14</b>	<b>9</b>	<b>0</b>	<b>1</b>

\*at FCS Northern Iowa

**CAREER HIGHS**

<b>Tackles</b>	11 at Iowa State (2019)*
<b>TFLs</b>	1.0 10 times
<b>Sacks</b>	none
<b>Breakups</b>	3 at Western Illinois (2020)*
<b>Interceptions</b>	2 at Illinois State (2019)*
<b>Blocked Field Goal</b>	1 at Western Illinois (2020)*

\*at FCS Northern Iowa



**ALEX BULLOCK** #84

6-2 | 205 | SO. | WR  
OMAHA, NEB.

**CAREER HONORS**

- Academic All-Big Ten (2022)
- 3-Time Nebraska Scholar-Athlete Honor Roll

**CAREER NOTES**

- Former walk-on who was placed on scholarship during fall camp

**PERSONAL NOTES**

- His brother John is a Husker linebacker who also went from walk-on to scholarship player
- He and his brother both started at Colorado, marking the first time since 1987 that Nebraska had brothers start the same game on different sides of the ball (1 on offense, 1 on defense)

**SEASON HIGHLIGHTS**

- Has started two games
- Was Nebraska's leading receiver at Minnesota with three catches for 56 yards, the first three catches of his career
- Caught a 34-yard touchdown pass in the third quarter for Nebraska's lone touchdown
- Made his first career start at Colorado and was targeted twice but did not have a catch
- Started and had a 33-yard catch against Northern Illinois
- Caught a 14-yard pass against Louisiana Tech and had a 22-yard kickoff return

**GAME-BY-GAME**

OPPONENT	REC.	YDS	TD	LONG
@ Minnesota	3	56	1	34
@ Colorado	0	0	0	-
Northern Illinois	1	33	0	33
Louisiana Tech	1	14	0	14
Michigan				
@ Illinois				
Northwestern				
Purdue				
@ Michigan St.				
Maryland				
@ Wisconsin				
Iowa				

**CAREER RECEIVING STATS**

YEAR	G/S	REC.	YDS	Y/R	Y/G	TD
2021						
			Redshirt			
2022	2/0	0	0	0.0	0.0	0
2023	4/2	5	103	20.6	25.8	1
<b>TOTAL</b>	<b>6/2</b>	<b>5</b>	<b>103</b>	<b>20.6</b>	<b>17.2</b>	<b>1</b>

KICK RETURNS: 1 ret., 22 yds, 0 TDs

**CAREER HIGHS**

<b>Receptions</b>	3 at Minnesota (2023)
<b>Receiving Yards</b>	56 at Minnesota (2023)
<b>Receiving Touchdowns</b>	1 at Minnesota (2023)
<b>Long Reception</b>	34 at Minnesota [TD] (2023)

**JOHN  
BULLOCK**

#5

**6-0 | 220 | JR. | LB  
OMAHA, NEB.****CAREER HONORS**

- 3-Time Nebraska Scholar-Athlete Honor Roll

**CAREER NOTES**

- Former walk-on who was placed on scholarship in the 2023 spring season

**PERSONAL NOTES**

- His brother Alex is a Husker wide receiver who also went from walk-on to scholarship player
- He and his brother both started at Colorado, marking the first time since 1987 that Nebraska had brothers start the same game on different sides of the ball (1 on offense, 1 on defense)

**SEASON HIGHLIGHTS**

- One of 10 Huskers to earn a single-digit number as one of the team's "toughest" players
- Has started every game
- Made his first career start at Minnesota and had six tackles with his first career pass breakup
- Had five tackles at Colorado
- Made three tackles against Northern Illinois
- Recorded a career-high eight tackles vs. Louisiana Tech with his first career tackle for loss

**GAME-BY-GAME**

OPPONENT	UT-AT-TT	TFL-YD	SACK-YD
@ Minnesota	3-3-6	0.0-0	0.0-0
@ Colorado	4-1-5	0.0-0	0.0-0
Northern Illinois	2-1-3	0.0-0	0.0-0
Louisiana Tech	3-5-8	0.5-1	0.0-0
Michigan			
@ Illinois			
Northwestern			
Purdue			
@ Michigan St.			
Maryland			
@ Wisconsin			
Iowa			

**CAREER TACKLE STATS**

YEAR	G/S	UT	AT	TT	TFL-YD	SCK-YD
2019						
2020						
2021	12/0	2	3	5	0.0-0	0.0-0
2022	10/0	1	0	1	0.0-0	0.0-0
2023	4/4	12	10	22	0.5-1	0.0-0
<b>TOTAL</b>	<b>26/4</b>	<b>15</b>	<b>13</b>	<b>28</b>	<b>0.5-1</b>	<b>0.0-0</b>

**CAREER MISCELLANEOUS STATS**

YEAR	FF	FR	PBU	INT	QBH	BLK
2020	0	0	0	0	0	0
2021	0	0	0	0	0	0
2022	0	0	0	0	0	0
2023	0	0	1	0	1	0
<b>TOTAL</b>	<b>0</b>	<b>0</b>	<b>1</b>	<b>0</b>	<b>1</b>	<b>0</b>

**CAREER HIGHS**

<b>Tackles</b>	8 vs. Louisiana Tech (2023)
<b>TFLs</b>	0.5 vs. Louisiana Tech (2023)
<b>Sacks</b>	none
<b>Breakups</b>	1 at Minnesota (2023)

**BRIAN  
BUSCHINI**

#18

**6-1 | 225 | JR. | P  
HELENA, MONT.****CAREER HONORS (2020-21: FCS MONTANA)**

- FCS Punter of the Year (2021)
- FCS First-Team All-American (2021)
- First-Team All-Big Sky (2021)
- Nebraska Scholar-Athlete Honor Roll (Spring 2022)

**2023 WATCH LIST**

- Ray Guy Award

**PERSONAL NOTES**

- Married his wife Kellie in 2021
- Is only Nebraska's fourth all-time letterwinner from Montana and the first since 1995
- Switched his jersey number from No. 95 to No. 18 in honor of former Husker Brook Berringer
- Earned his degree in criminal justice

**CAREER NOTES**

- Spent three seasons at Montana (2019-21), where he was the 2021 FCS Punter of the Year
- Ranked 3rd in the FCS in punting average in 2021 with a school-record average of 46.0
- Has placed 36 percent of his career punts inside the opponent's 20-yard line (58 of 162)
- 31 percent of his career punts have covered at least 50 yards (50 of 162)
- His 44.0-yard average in 2022 was the eighth-highest average in Nebraska history

**ACTIVE FBS CAREER RANKINGS**

- Punting Average: 7th (44.7)\*  
\*includes stats from FCS Montana

**SEASON HIGHLIGHTS**

- Placed all three of his punts inside the 20-yard line at Minnesota while averaging 47.7 yards per punt
- Had a 60-yard punt against the Gophers
- Also had one kickoff at Minnesota, which was returned to only the 19-yard line
- Punted four times at Colorado and had a touchback on his lone kickoff
- Averaged 42.8 yards on six punts against Northern Illinois
- Kicked off three times against NIU with two touchbacks
- Placed five of his six punts against Louisiana Tech inside the 20-yard line

**GAME-BY-GAME**

OPPONENT	NO.	AVG	I20	LONG
@ Minnesota	3	47.7	3	60
@ Colorado	4	35.0	0	46
Northern Illinois	6	42.8	1	48
Louisiana Tech	6	45.3	5	58
Michigan				
@ Illinois				
Northwestern				
Purdue				
@ Michigan St.				
Maryland				
@ Wisconsin				
Iowa				

**CAREER PUNTING STATS**

YEAR	NO.	AVG	LG	TB	I20	50+	BLK
2019*							
2020*	6	43.3	52	0	5	5	0
2021*	69	46.0	62	4	30	28	0
2022	68	44.0	74	6	14	16	0
2023	19	42.7	60	0	9	2	0
<b>TOTAL</b>	<b>162</b>	<b>44.7</b>	<b>74</b>	<b>10</b>	<b>58</b>	<b>51</b>	<b>0</b>

\*at FCS Montana

Note: 2020 season played in the spring of 2021

**KICKOFFS:** 98 att., 38 touchbacks**CAREER HIGHS**

<b>Punts</b>	8 vs. Indiana (2022)
<b>Average</b>	55.5 vs. Minnesota (2022)
<b>Inside 20</b>	5 vs. Louisiana Tech (2023)
<b>50-Yard Punts</b>	5 vs. Minnesota (2022)
<b>Long Punt</b>	74 vs. Wisconsin (2022)



**JIMARI BUTLER** #10

6-5 | 245 | SO. | LB  
MOBILE, ALA.

**CAREER HONORS**

- Nebraska Scholar-Athlete Honor Roll (Fall 2022)

**SEASON HIGHLIGHTS**

- Missed the Minnesota game due to injury
- Had two solo tackles in his season debut at Colorado, including a 10-yard sack for his first career sack
- Recorded a nine-yard sack vs. Northern Illinois

**GAME-BY-GAME**

OPPONENT	UT-AT-TT	TFL-YD	SACK-YD
@ Minnesota	-Did Not Play-		
@ Colorado	2-0-2	1.0-10	1.0-10
Northern Illinois	1-0-1	1.0-9	1.0-9
Louisiana Tech	0-0-0	0.0-0	0.0-0
Michigan			
@ Illinois			
Northwestern			
Purdue			
@ Michigan St.			
Maryland			
@ Wisconsin			
Iowa			

**CAREER TACKLE STATS**

YEAR	G/S	UT	AT	TT	TFL-YD	SCK-YD
2020	Did Not Play					
2021*	2/0	0	0	0	0.0-0	0.0-0
2022	12/0	5	4	9	1.5-1	0.0-0
2023	3/0	3	0	3	2.0-19	2.0-19
<b>TOTAL</b>	<b>17/0</b>	<b>8</b>	<b>4</b>	<b>12</b>	<b>3.5-20</b>	<b>2.0-19</b>

\*Redshirt season

**CAREER MISCELLANEOUS STATS**

YEAR	FF	FR	PBU	INT	QBH	BLK
2020	0	0	0	0	0	0
2021*	0	0	0	0	0	0
2022	0	0	1	0	0	0
2023	0	0	0	0	1	0
<b>TOTAL</b>	<b>0</b>	<b>0</b>	<b>1</b>	<b>0</b>	<b>1</b>	<b>0</b>

\*Redshirt season

**CAREER HIGHS**

<b>Tackles</b>	2 three times
<b>TFLs</b>	1.0 three times
<b>Sacks</b>	1.0 twice
<b>Breakups</b>	1 vs. Indiana (2022)



**MALACHI COLEMAN** #81

6-4 | 190 | FR. | WR  
LINCOLN, NEB.

**CAREER NOTES**

- Was ranked as the No. 60 overall recruit in the country

**SEASON HIGHLIGHTS**

- Has played in every game with one start but has yet to have a reception
- Made his first career start against Louisiana Tech

**GAME-BY-GAME**

OPPONENT	REC.	YDS	TD	LONG
@ Minnesota	0	0	0	-
@ Colorado	0	0	0	-
Northern Illinois	0	0	0	-
Louisiana Tech	0	0	0	-
Michigan				
@ Illinois				
Northwestern				
Purdue				
@ Michigan St.				
Maryland				
@ Wisconsin				
Iowa				

**CAREER RECEIVING STATS**

YEAR	G/S	REC.	YDS	Y/R	Y/G	TD
2023	4/1	0	0	0.0	0.0	0

**CAREER HIGHS**

<b>Receptions</b>	none
<b>Receiving Yards</b>	none
<b>Receiving Touchdowns</b>	none
<b>Long Reception</b>	none



**TURNER CORCORAN** #69

6-6 | 310 | JR. | OL  
LAWRENCE, KAN.

**CAREER HONORS**

- Academic All-Big Ten (2022)
- 4-Time Nebraska Scholar-Athlete Honor Roll

**CAREER NOTES**

- Started the 2020 season finale at Rutgers at left tackle, becoming the first Husker true freshman to ever start a game at left tackle
- Became just the sixth true freshman offensive lineman to start a game in Nebraska history
- Played in three games total in 2020, becoming the 15th true freshman offensive lineman to play in a game in Nebraska history
- Has started 27 consecutive games (22 at left tackle; 5 at right tackle)

**SEASON HIGHLIGHTS**

- Has started every game at left tackle
- Made his 25th consecutive start at Colorado

**CAREER STATS**

- **Games:** 31  
(3 in 2020; 12 in 2021; 12 in 2022; 4 in 2023)
- **Starts:** 28  
(1 in 2020; 11 in 2021; 12 in 2022; 4 in 2023)



**JUSTIN EVANS-JENKINS** #51

6-1 | 315 | R-FR. | OL  
EAST ORANGE, N.J.

**CAREER HONORS**

- Nebraska Scholar-Athlete Honor Roll (Fall 2022)

**SEASON HIGHLIGHTS**

- Has played in every game
- Made his Husker debut by starting at Minnesota when Nebraska opened with six offensive linemen

**CAREER STATS**

- **Games:** 4 (4 in 2023)
- **Starts:** 1 (1 in 2023)



**THOMAS FIDONE II** #24

6-6 | 250 | SO. | TE  
COUNCIL BLUFFS, IOWA

**CAREER HONORS**

- Academic All-Big Ten (2022)
- 5-Time Nebraska Scholar-Athlete Honor Roll

**CAREER NOTES**

- Has suffered two major knee injuries which limited his availability in his first two seasons at Nebraska after he was the nation's No. 1 tight end in the 2021 recruiting class

**SEASON HIGHLIGHTS**

- Has started three games
- Has three of Nebraska's five touchdown receptions
- Made his first career start at Minnesota but did not have a catch
- Caught his first two career passes for 13 yards at Colorado, including a four-yard touchdown on the game's final play
- Set career highs with four catches and 42 receiving yards against Northern Illinois
- Had a career-long 20-yard reception against the Huskies to go along with a 16-yard touchdown catch
- Caught a 29-yard touchdown pass against Louisiana Tech
- Became the first Husker tight end with a touchdown catch in three consecutive games since Mike McNeill in 2008

**GAME-BY-GAME**

OPPONENT	REC.	YDS	TD	LONG
@ Minnesota	0	0	0	-
@ Colorado	2	13	1	9
Northern Illinois	4	42	1	20
Louisiana Tech	1	29	1	29
Michigan				
@ Illinois				
Northwestern				
Purdue				
@ Michigan St.				
Maryland				
@ Wisconsin				
Iowa				

**CAREER RECEIVING STATS**

YEAR	G/S	REC.	YDS	Y/R	Y/G	TD
2021*	1/0	0	0	0.0	0.0	0
2022						
2023	4/3	7	84	12.0	21.0	3
<b>TOTAL</b>	<b>5/3</b>	<b>7</b>	<b>84</b>	<b>12.0</b>	<b>16.8</b>	<b>3</b>

\*Redshirt season

**CAREER HIGHS**

<b>Receptions</b>	4 vs. Northern Illinois (2023)
<b>Receiving Yards</b>	42 vs. No. Illinois (2023)
<b>Receiving Touchdowns</b>	1 three times
<b>Long Reception</b>	29 [TD] vs. La. Tech (2023)



**MIKAI GBAYOR** #42

6-2 | 230 | SO. | LB  
IRVINGTON, N.J.

**CAREER HONORS**

- 3-Time Nebraska Scholar-Athlete Honor Roll

**SEASON HIGHLIGHTS**

- Has started three games
- Made his Husker debut at Minnesota and had a solo tackle on kickoff coverage
- Started at linebacker at Colorado and had a career-high six tackles, including his first career tackle for loss
- Had one tackle and one quarterback hurry against Northern Illinois

**GAME-BY-GAME**

OPPONENT	UT-AT-TT	TFL-YD	SACK-YD
@ Minnesota	1-0-1	0.0-0	0.0-0
@ Colorado	5-1-6	1.0-3	0.0-0
Northern Illinois	1-0-1	0.0-0	0.0-0
Louisiana Tech	0-0-0	0.0-0	0.0-0
Michigan			
@ Illinois			
Northwestern			
Purdue			
@ Michigan St.			
Maryland			
@ Wisconsin			
Iowa			

**CAREER TACKLE STATS**

YEAR	G/S	UT	AT	TT	TFL-YD	SCK-YD
2021						
2022						
2023	4/3	7	1	8	1.0-3	0.0-0
<b>TOTAL</b>	<b>4/3</b>	<b>7</b>	<b>1</b>	<b>8</b>	<b>1.0-3</b>	<b>0.0-0</b>

**CAREER MISCELLANEOUS STATS**

YEAR	FF	FR	PBU	INT	QBH	BLK
2021						
2022						
2023	0	0	0	0	1	0
<b>TOTAL</b>	<b>0</b>	<b>0</b>	<b>0</b>	<b>0</b>	<b>1</b>	<b>0</b>

**CAREER HIGHS**

<b>Tackles</b>	6 at Colorado (2023)
<b>TFLs</b>	1.0 at Colorado (2023)
<b>Sacks</b>	none
<b>Breakups</b>	none



**ISAAC GIFFORD** #2

6-1 | 205 | JR. | DB  
LINCOLN, NEB.

**CAREER HONORS**

- 2-Time Academic All-Big Ten
- 7-Time Nebraska Scholar-Athlete Honor Roll

**PERSONAL NOTES**

- His brother Luke was a Husker linebacker (2014-18) who currently plays for the Tennessee Titans

**SEASON HIGHLIGHTS**

- One of 10 Huskers to earn a single-digit number as one of the team's "toughest" players
- Has started every game
- Made five tackles at Minnesota with a five-yard TFL and a pass breakup
- Had eight tackles at Colorado, all solo stops
- Recorded three tackles and a pass breakup against Northern Illinois
- Had seven tackles, a pass breakup and his first career interception against Louisiana Tech
- Recorded his 100th career tackle against the Bulldogs

**GAME-BY-GAME**

OPPONENT	UT-AT-TT	TFL-YD	PBU	INT
@ Minnesota	3-2-5	1.0-5	1	0
@ Colorado	8-0-8	0.0-0	0	0
Northern Illinois	1-2-3	0.0-0	1	0
Louisiana Tech	2-5-7	0.5-1	1	1
Michigan				
@ Illinois				
Northwestern				
Purdue				
@ Michigan St.				
Maryland				
@ Wisconsin				
Iowa				

**CAREER TACKLE STATS**

YEAR	G/S	UT	AT	TT	TFL-YD	SCK-YD
2020	8/0	2	2	4	0.0-0	0.0-0
2021	12/0	4	3	7	0.0-0	0.0-0
2022	12/10	43	27	70	5.0-18	1.0-7
2023	4/4	14	9	23	1.5-6	0.0-0
<b>TOTAL</b>	<b>36/14</b>	<b>63</b>	<b>41</b>	<b>104</b>	<b>6.5-24</b>	<b>1.0-7</b>


**CAREER MISCELLANEOUS STATS**

YEAR	FF	FR	PBU	INT	QBH	BLK
2020	0	0	0	0	0	0
2021	0	0	1	0	0	0
2022	0	0	3	0	2	0
2023	0	0	3	1	0	0
<b>TOTAL</b>	<b>0</b>	<b>0</b>	<b>7</b>	<b>1</b>	<b>2</b>	<b>0</b>

**CAREER HIGHS**

<b>Tackles</b>	11 vs. Georgia Southern (2022)
<b>TFLs</b>	2.0 vs. Indiana (2022)
<b>Sacks</b>	none
<b>Breakups</b>	1 seven times
<b>Interceptions</b>	1 vs. La. Tech (2023)





# ANTHONY GRANT #23

5-11 | 205 | SR. | RB  
BUFORD, GA.

### CAREER HONORS

- Honorable-Mention All-Big Ten (2022)
- B1G Co-Offensive Player of the Week (9/5/22)
- Nebraska Scholar-Athlete Honor Roll (Spring 2022)

### 2023 WATCH LIST

- Senior Bowl

### CAREER SUPERLATIVES

- 100-Yard Rushing Games: 6
- Games with Multiple Rushing Touchdowns: 2

### CAREER NOTES

- Began his career at Florida State (2018-19) before playing at New Mexico Military Institute (2020-21)
- Has six 100-yard rushing games in 13 starts as a Husker

### SEASON HIGHLIGHTS

- Led Nebraska's running backs with nine carries at Minnesota while rushing for 27 yards
- Had seven carries for 46 yards with an 11-yard touchdown run against Northern Illinois
- Started against Louisiana Tech and had 135 rushing yards and one touchdown on 22 carries with a 2-yard catch
- Marked his sixth career 100-yard rushing game
- Topped 1,000 career rushing yards against Louisiana Tech, becoming the 68th Husker to rush for 1,000 yards

### GAME-BY-GAME

OPPONENT	ATT.	YDS	TD	LONG
@ Minnesota	9	27	0	9
@ Colorado	-Did Not Play-			
Northern Illinois	7	46	1	11
Louisiana Tech	22	135	1	34
Michigan				
@ Illinois				
Northwestern				
Purdue				
@ Michigan St.				
Maryland				
@ Wisconsin				
Iowa				

### CAREER RUSHING STATS

YEAR	G/S	ATT.	NET	Y/A	Y/G	TD
2018*	12/0	5	0	0.0	0.0	0
2019*	Redshirt					
2020	New Mexico Military Institute					
2021	New Mexico Military Institute					
2022	12/12	218	915	4.2	76.3	6
2023	3/1	38	208	5.5	69.3	2
<b>TOTAL</b>	<b>27/13</b>	<b>261</b>	<b>1,123</b>	<b>4.3</b>	<b>41.6</b>	<b>8</b>

\*at Florida State

RECEIVING: 20 rec., 115 yd, 0 TDs

KICKOFF RETURNS: 14 ret., 294 yds, 0 TDs

### CAREER HIGHS

Rushing Attempts	32 vs. Indiana (2022)
Rushing Yards	189 vs. North Dakota (2022)
Rushing Touchdowns	2 twice
Long Rush	46 twice (both TDs)
Receptions	6 at Rutgers (2022)
Receiving Yards	34 at Rutgers (2022)
Receiving Touchdowns	none
Long Reception	16 vs. Northwestern (2022)
Kickoff Returns	4 vs. Samford (2018)*
Kickoff Return Yards	101 vs. Samford (2018)*
Long Kickoff Return	30 vs. Wake Forest (2018)*

\*at Florida State



# BLAISE GUNNERSON #97

6-6 | 265 | SO. | DL  
CARROLL, IOWA

### CAREER HONORS

- Academic All-Big Ten (2021)
- 6-Time Nebraska Scholar-Athlete Honor Roll

### PERSONAL NOTES

- Earned his degree in supply chain management

### SEASON HIGHLIGHTS

- Has started three games
- Made his first career start at Minnesota and recorded a career-high four tackles, including a career-high 1.0 tackle for loss
- Picked up his first career sack in the fourth quarter
- Had his first career quarterback hurry at Colorado
- Started and tied his career high with four tackles against Louisiana Tech with his first career pass breakup

### GAME-BY-GAME

OPPONENT	UT-AT-TT	TFL-YD	SACK-YD
@ Minnesota	2-2-4	1.0-1	1.0-1
@ Colorado	0-0-0	0.0-0	0.0-0
Northern Illinois	0-0-0	0.0-0	0.0-0
Louisiana Tech	1-3-4	0.0-0	0.0-0
Michigan			
@ Illinois			
Northwestern			
Purdue			
@ Michigan St.			
Maryland			
@ Wisconsin			
Iowa			

### CAREER TACKLE STATS

YEAR	G/S	UT	AT	TT	TFL-YD	SCK-YD
2020	Did Not Play					
2021*	3/0	0	3	3	0.5-2	0.0-0
2022	12/0	1	4	5	0.0-0	0.0-0
2023	4/3	3	5	8	1.0-1	1.0-1
<b>TOTAL</b>	<b>19/3</b>	<b>4</b>	<b>12</b>	<b>16</b>	<b>1.5-3</b>	<b>1.0-1</b>

\*redshirt season

### CAREER MISCELLANEOUS STATS

YEAR	FF	FR	PBU	INT	QBH	BLK
2020*	0	0	0	0	0	0
2021	0	0	0	0	0	0
2022	0	0	0	0	0	0
2023	0	0	1	0	1	0
<b>TOTAL</b>	<b>0</b>	<b>0</b>	<b>1</b>	<b>0</b>	<b>1</b>	<b>0</b>

\*redshirt season

### CAREER HIGHS

Tackles	4 twice
TFLs	1.0 at Minnesota (2023)
Sacks	1.0 at Minnesota (2023)
Breakups	1 vs. La. Tech (2023)



# HEINRICH HAABERGER #10

6-5 | 215 | SO. | QB  
KEARNEY, NEB.

### CAREER HONORS

- Academic All-Big Ten (2022)
- 4-Time Nebraska Scholar-Athlete Honor Roll

### PERSONAL NOTES

- His father, Rod, was a walk-on fullback at Nebraska in the early 1990s

### 2023 TOP-25 FBS RANKINGS

- Yards Per Carry by a QB: 2nd (6.5)
- Rushing Yards by a QB: 6th (272)
- Yards Per Carry: 18th (6.5)

### SEASON HIGHLIGHTS

- Has played in every game (three at quarterback) with two starts
- Caught a 10-yard pass at Minnesota
- Quarterbacked the final two-and-a-half drives at Colorado, including a 57-yard touchdown drive
- Completed 2-of-6 passes for 13 yards and one touchdown while rushing twice for 17 yards
- Made his first start against Northern Illinois and accounted for 256 yards of total offense and three touchdowns
- Threw for 158 yards and two scores and rushed for 98 yards and one touchdown
- Accounted for 264 total yards and two touchdowns against Louisiana Tech
- Rushed for 157 yards - with a 72-yard touchdown - which tied for the most rushing yards by a Husker quarterback since 2012

### PASSING GAME-BY-GAME

OPPONENT	COMP-ATT	YDS	TD	INT
@ Minnesota	0-0	0	0	0
@ Colorado	2-6	13	1	0
Northern Illinois	14-24	158	2	0
Louisiana Tech	8-17	107	1	0
Michigan				
@ Illinois				
Northwestern				
Purdue				
@ Michigan St.				
Maryland				
@ Wisconsin				
Iowa				

### RUSHING GAME-BY-GAME

OPPONENT	ATT.	YDS	TD	LONG
@ Minnesota	0	0	0	0
@ Colorado	2	17	0	10
Northern Illinois	21	98	1	20
Louisiana Tech	19	157	1	72
Michigan				
@ Illinois				
Northwestern				
Purdue				
@ Michigan St.				
Maryland				
@ Wisconsin				
Iowa				

### CAREER PASSING STATS

YEAR	G/S	CMP-ATT	PCT	YDS	TD	INT
2021				Redshirt		
2022				Did Not Play		
2023	4/2	24-47	51.1	278	4	0
<b>TOTAL</b>	<b>4/2</b>	<b>24-47</b>	<b>51.1</b>	<b>278</b>	<b>4</b>	<b>0</b>

RECEIVING: 1 rec., 10 yds, 0 TDs  
TOTAL OFFENSE: 89 att., 550 yds, 5 TDs

### CAREER RUSHING STATS

YEAR	G/S	ATT.	NET	Y/A	Y/G	TD
2021						Redshirt
2022						Did Not Play
2023	4/2	42	272	6.5	68.0	1
<b>TOTAL</b>	<b>4/2</b>	<b>42</b>	<b>272</b>	<b>6.5</b>	<b>68.0</b>	<b>1</b>

### CAREER PASSING HIGHS

<b>Attempts</b>	24 vs. Northern Illinois (2023)
<b>Completions</b>	14 vs. Northern Illinois (2023)
<b>Yards</b>	158 vs. Northern Illinois (2023)
<b>Touchdowns</b>	2 vs. Northern Illinois (2023)
<b>Long Pass</b>	33 vs. Northern Illinois (2023)

### CAREER RUSHING HIGHS

<b>Attempts</b>	21 vs. Northern Illinois (2023)
<b>Yards</b>	157 vs. Louisiana Tech (2023)
<b>Touchdowns</b>	1 twice
<b>Long Rush</b>	72 [TD] vs. La. Tech (2023)

### CAREER TOTAL OFFENSE HIGHS

<b>Attempts</b>	45 vs. Northern Illinois (2023)
<b>Yards</b>	264 vs. La. Tech (2023)
<b>Total Touchdowns</b>	3 vs. No. Illinois (2023)



# MALCOLM HARTZOG #13

5-9 | 175 | SO. | DB  
SILVER CREEK, MISS.

### CAREER HONORS

- B1G Freshman of the Week (10/3/22)
- 2-Time Nebraska Scholar-Athlete Honor Roll

### CAREER NOTES

- Started eight games as a true freshman in 2022, becoming NU's first true freshman starter at cornerback since 2016
- Has started 12 consecutive games

### PERSONAL NOTES

- Was the first Mississippi native to sign with Nebraska out of high school since Brandon Jackson in 2004

### SEASON HIGHLIGHTS

- Has started every game
- Made four tackles at Minnesota with one TFL and a pass breakup, tying his career high in TFLs and breakups and his then-career-high in tackles
- Totaled a career-high six tackles at Colorado
- Recorded four tackles against Northern Illinois
- Had two tackles, a half tackle for loss and a pass breakup against Louisiana Tech

### GAME-BY-GAME

OPPONENT	UT-AT-TT	TFL-YD	PBU	INT
@ Minnesota	3-1-4	1.0-2	1	0
@ Colorado	5-1-6	0.0-0	0	0
Northern Illinois	2-2-4	0.0-0	0	0
Louisiana Tech	1-1-2	0.5-1	1	0
Michigan				
@ Illinois				
Northwestern				
Purdue				
@ Michigan St.				
Maryland				
@ Wisconsin				
Iowa				

### CAREER TACKLE STATS

YEAR	G/S	UT	AT	TT	TFL-YD	SCK-YD
2022	12/8	12	10	22	1.0-2	0.0-0
2023	4/4	11	5	16	1.5-3	0.0-0
<b>TOTAL</b>	<b>16/12</b>	<b>23</b>	<b>15</b>	<b>38</b>	<b>2.5-5</b>	<b>0.0-0</b>

### CAREER MISCELLANEOUS STATS

YEAR	FF	FR	PBU	INT	QBH	BLK
2022	0	0	2	3	0	0
2023	0	0	2	0	0	0
<b>TOTAL</b>	<b>0</b>	<b>0</b>	<b>4</b>	<b>3</b>	<b>0</b>	<b>0</b>

### CAREER HIGHS

<b>Tackles</b>	6 at Colorado (2023)
<b>TFLs</b>	1.0 twice
<b>Sacks</b>	none
<b>Breakups</b>	1 four times
<b>Interceptions</b>	1 three times
<b>Punt Return TD</b>	1 vs. Indiana [blocked] (2022)



**NICK HENRICH**

#3

6-3 | 235 | JR. | LB  
OMAHA, NEB.

**CAREER HONORS**

- Team Captain (2022)
- 2-Time Academic All-Big Ten
- 7-Time Nebraska Scholar-Athlete Honor Roll

**CAREER NOTES**

- Earned his degree in psychology
- Is returning from a season-ending injury in 2022 suffered at Purdue

**CAREER SUPERLATIVES**

- Double-Digit Tackle Games: 4

**SEASON HIGHLIGHTS**

- One of 10 Huskers to earn a single-digit number as one of the team's "toughest" players
- Missed the opener at Minnesota due to injury
- Returned at Colorado and had three tackles, including a career-high 2.0 sacks
- Made two tackles against Northern Illinois
- Had five tackles against Louisiana Tech

**GAME-BY-GAME**

OPPONENT	UT-AT-TT	TFL-YD	SACK-YD
@ Minnesota		-Did Not Play-	
@ Colorado	3-0-3	2.0-15	2.0-15
Northern Illinois	1-1-2	0.0-0	0.0-0
Louisiana Tech	2-3-5	0.0-0	0.0-0
Michigan			
@ Illinois			
Northwestern			
Purdue			
@ Michigan St.			
Maryland			
@ Wisconsin			
Iowa			

**CAREER TACKLE STATS**

YEAR	G/S	UT	AT	TT	TFL-YD	SCK-YD
2019*	1/0	0	0	0	0-0	0.0-0
2020	7/1	8	19	27	0.5-1	0.0-0
2021	12/12	39	60	99	3.5-8	0.5-3
2022	5/5	15	22	37	2.0-2	0.0-0
2023	3/0	6	4	10	2.0-15	2.0-15
<b>TOTAL</b>	<b>28/18</b>	<b>68</b>	<b>105</b>	<b>173</b>	<b>8.0-26</b>	<b>2.5-18</b>

\*redshirt season

**CAREER MISCELLANEOUS STATS**

YEAR	FF	FR	PBU	INT	QBH	BLK
2019*	0	0	0	0	0	0
2020	0	0	0	0	2	0
2021	0	0	0	0	3	0
2022	0	0	0	0	1	0
2023	0	0	0	0	0	0
<b>TOTAL</b>	<b>0</b>	<b>0</b>	<b>0</b>	<b>0</b>	<b>6</b>	<b>0</b>

\*redshirt season

**CAREER HIGHS**

<b>Tackles</b>	15 vs. Michigan (2021)
<b>TFLs</b>	2.0 at Colorado (2023)
<b>Sacks</b>	2.0 at Colorado (2023)
<b>Breakups</b>	none



**TOMMI HILL**

#31

6-0 | 195 | JR. | DB  
ORLANDO, FLA.

**CAREER HONORS**

- Nebraska Scholar-Athlete Honor Roll (Spring 2023)

**CAREER NOTES**

- Spent his freshman year (2021) at Arizona State
- Started the first five games of Nebraska's 2022 season at cornerback before switching to wide receiver
- Switched back to defensive back in the spring

**SEASON HIGHLIGHTS**

- Has been a two-way player, seeing action in the secondary and at wide receiver
- Saw action on defense and offense at Minnesota, making three tackles
- Had one tackle at Colorado
- Recorded one tackle and one pass breakup against Northern Illinois and had one carry and one target on a deep pass
- Again played both ways against Louisiana Tech with his most snaps at wide receiver, where he was targeted on one pass but did not have a catch

**GAME-BY-GAME**

OPPONENT	UT-AT-TT	TFL-YD	PBU	INT
@ Minnesota	2-1-3	0.0-0	0	0
@ Colorado	1-0-1	0.0-0	0	0
Northern Illinois	0-1-1	0.0-0	1	0
Louisiana Tech	0-0-0	0.0-0	0	0
Michigan				
@ Illinois				
Northwestern				
Purdue				
@ Michigan St.				
Maryland				
@ Wisconsin				
Iowa				

**CAREER TACKLE STATS**

YEAR	G/S	UT	AT	TT	TFL-YD	SCK-YD
2021*	11/0	7	2	9	0.0-0	0.0-0
2022	11/5	10	7	17	0.0-0	0.0-0
2023	3/0	3	2	5	0.0-0	0.0-0
<b>TOTAL</b>	<b>25/5</b>	<b>20</b>	<b>11</b>	<b>31</b>	<b>0.0-0</b>	<b>0.0-0</b>

\*redshirt season

Note: Played WR in final 6 games of 2022

**KICKOFF RETURNS:** 16 att., 300 yds, 0 TD

**RECEIVING:** 0 rec., 0 yds, 0 TDs

**CAREER MISCELLANEOUS STATS**

YEAR	FF	FR	PBU	INT	QBH	BLK
2021*	0	0	0	0	0	0
2022	0	0	4	0	0	0
2023	0	0	1	0	0	0
<b>TOTAL</b>	<b>0</b>	<b>0</b>	<b>5</b>	<b>0</b>	<b>0</b>	<b>0</b>

\*redshirt season

Note: Played WR in final 6 games of 2022

**CAREER HIGHS**

<b>Tackles</b>	8 vs. Georgia Southern (2022)
<b>TFLs</b>	none
<b>Sacks</b>	none
<b>Breakups</b>	2 vs. Georgia Southern (2022)
<b>Kickoff Returns</b>	4 at Purdue (2022)
<b>Kickoff Return Yards</b>	91 at Purdue (2022)
<b>Kickoff Return Touchdowns</b>	none
<b>Long Kickoff Return</b>	32 at Purdue (2022)



**NASH HUTMACHER #0**

6-4 | 330 | JR. | DL  
OACOMA, S.D.

**CAREER HONORS**

- 2-Time Academic All-Big Ten (2021)
- 6-Time Nebraska Scholar-Athlete Honor Roll

**CAREER NOTES**

- Was a four-time state champion wrestler with a 166-0 record at Chamberlain High School
- Won each of his final 73 matches by pin, the second-longest pin streak in the history of high school wrestling
- Won two national titles as a high school wrestler

**SEASON HIGHLIGHTS**

- One of 10 Huskers to earn a single-digit number as one of the team's "toughest" players
- Has started every game
- Recorded four tackles with his first career sack at Minnesota
- Set career highs with six tackles and 2.5 tackles for loss against Northern Illinois
- Made two tackles against Louisiana Tech

**GAME-BY-GAME**

OPPONENT	UT-AT-TT	TFL-YD	SACK-YD
@ Minnesota	1-3-4	1.0-8	1.0-8
@ Colorado	0-0-0	0.0-0	0.0-0
Northern Illinois	3-3-6	2.5-8	0.5-5
Louisiana Tech	0-2-2	0.0-0	0.0-0
Michigan			
@ Illinois			
Northwestern			
Purdue			
@ Michigan St.			
Maryland			
@ Wisconsin			
Iowa			

**CAREER TACKLE STATS**

YEAR	G/S	UT	AT	TT	TFL-YD	SCK-YD
2020*	1/0	0	0	0	0.0-0	0.0-0
2021	11/0	0	0	0	0.0-0	0.0-0
2022	12/2	5	10	15	0.5-1	0.0-0
2023	4/4	4	8	12	3.5-16	1.5-13
<b>TOTAL</b>	<b>28/6</b>	<b>9</b>	<b>18</b>	<b>27</b>	<b>4.0-17</b>	<b>1.5-13</b>

\*redshirt season

**CAREER MISCELLANEOUS STATS**

YEAR	FF	FR	PBU	INT	QBH	BLK
2020*	0	0	0	0	0	0
2021	0	0	0	0	0	0
2022	0	0	0	0	0	0
2023	0	0	0	0	1	0
<b>TOTAL</b>	<b>0</b>	<b>0</b>	<b>0</b>	<b>0</b>	<b>1</b>	<b>0</b>

\*redshirt season

**CAREER HIGHS**

<b>Tackles</b>	6 vs. Northern Illinois (2023)
<b>TFLs</b>	2.5 vs. Northern Illinois (2023)
<b>Sacks</b>	1.0 at Minnesota (2023)
<b>Breakups</b>	none



**EMMETT JOHNSON #21**

5-11 | 190 | R-FR. | RB  
MINNEAPOLIS, MINN.

**CAREER HONORS**

- 2-Time Nebraska Scholar-Athlete Honor Roll

**SEASON HIGHLIGHTS**

- Has lined up at kick returner in every game
- Returned one kickoff for 15 yards at Minnesota
- Had the first two carries of his career against Louisiana Tech, rushing for six yards

**RUSHING GAME-BY-GAME**

OPPONENT	ATT.	YDS	TD	LONG
@ Minnesota	0	0	0	-
Colorado	0	0	0	-
Northern Illinois	0	0	0	-
Louisiana Tech	2	6	0	3
Michigan				
@ Illinois				
Northwestern				
Purdue				
@ Michigan St.				
Maryland				
@ Wisconsin				
Iowa				

**CAREER RUSHING STATS**

YEAR	G/S	ATT.	NET	Y/A	Y/G	TD
2022*	4/0	0	0	0.0	0.0	0
2023	4/0	2	6	3.0	1.5	0
<b>TOTAL</b>	<b>8/0</b>	<b>2</b>	<b>6</b>	<b>3.0</b>	<b>0.8</b>	<b>0</b>

\*redshirt season

KICKOFF RETURNS: 1 ret., 15 yds, 0 TDs

**CAREER HIGHS**

<b>Rushing Attempts</b>	2 vs. La. Tech (2023)
<b>Rushing Yards</b>	6 vs. La. Tech (2023)
<b>Rushing TDs</b>	none
<b>Long Rush</b>	3 twice
<b>Kickoff Returns</b>	1 at Minnesota (2023)
<b>Kickoff Return Yards</b>	15 at Minnesota (2023)
<b>Kickoff Return Touchdowns</b>	none
<b>Long Kickoff Return</b>	15 at Minnesota (2023)



**BILLY KEMP IV #1**

5-9 | 180 | SR. | WR  
RICHMOND, VA.

**CAREER HONORS**

- Third-Team All-ACC (2021 at Virginia)
- Honorable-Mention All-ACC (2020 at Virginia)
- Nebraska Scholar-Athlete Honor Roll (Spring 2023)

**ACTIVE FBS CAREER RANKINGS**

- Receptions: 6th (2015)

**CAREER SUPERLATIVES**

- 100-Yard Receiving Games: 2
- Games with Multiple Receiving TDs: 1

**CAREER NOTES**

- First-year graduate transfer from Virginia
- Played in 50 games with 25 starts at Virginia
- Ranked 4th in Virginia history with 192 receptions and 10th with 1,774 receiving yards
- Was granted an extra season of eligibility due to a shooting on the Virginia campus that cut the Cavaliers' 2022 season short

**SEASON HIGHLIGHTS**

- One of 10 Huskers to earn a single-digit number as one of the team's "toughest" players
- Did not have a catch in his debut at Minnesota but returned two punts for eight yards
- Caught five passes for 57 yards at Colorado, with 26 of his 57 yards coming after the catch
- Made his first start at Nebraska against Northern Illinois and caught three passes for 13 yards, including a 10-yard touchdown
- Led Nebraska with five catches and 62 receiving yards against Louisiana Tech
- Also scored on a 10-yard rushing touchdown, his first career rushing touchdown

**RECEIVING GAME-BY-GAME**

OPPONENT	REC.	YDS	TD	LONG
@ Minnesota	0	0	0	-
@ Colorado	5	57	0	21
Northern Illinois	3	13	1	10
Louisiana Tech	5	62	0	22
Michigan				
@ Illinois				
Northwestern				
Purdue				
@ Michigan St.				
Maryland				
@ Wisconsin				
Iowa				

**ACTIVE FBS RECEPTIONS LEADERS**

RK.	PLAYER (SCHOOL)	REC.
1.	Zakhari Franklin (Ole Miss)	263
2.	Smoke Harris (La. Tech)	258
3.	Joshua Cephus (UTSA)	255
4.	Jacob Cowing (Arizona)	254
5.	Jalon Calhoun (Duke)	223
6.	<b>Billy Kemp IV (Nebraska)</b>	<b>205</b>
	Jo'quavious Marks (Mississippi St.)	205

**PUNT RETURNS GAME-BY-GAME**

OPPONENT	RET.	YDS	TD	LONG
@ Minnesota	2	8	0	5
@ Colorado	0	0	0	-
Northern Illinois	2	3	0	4
Louisiana Tech	1	8	0	8
Michigan				
@ Illinois				
Northwestern				
Purdue				
@ Michigan St.				
Maryland				
@ Wisconsin				
Iowa				

**CAREER RECEIVING STATS**

YEAR	G/S	REC.	YDS	Y/R	Y/G	TD
2018*	8/0	0	0	0.0	0.0	0
2019*	13/2	35	289	8.3	22.2	1
2020*	10/9	67	644	9.6	64.4	1
2021*	12/10	74	725	9.8	60.4	6
2022*	7/4	16	116	7.3	16.6	0
2023	4/2	13	132	10.2	33.0	1
<b>TOTAL</b>	<b>54/27</b>	<b>205</b>	<b>1,906</b>	<b>9.3</b>	<b>35.3</b>	<b>9</b>

\*at Virginia

**RUSHING:** 11 att., 48 yds, 1 TD

**PUNT RETURNS:** 68 ret., 386 yds, 0 TDs

**KICKOFF RETURNS:** 8 ret., 158 yds, 0 TDs

**CAREER HIGHS**

Receptions	10 twice*
Receiving Yards	106 at North Carolina (2021)*
Receiving Touchdowns	2 at UNC (2021)*
Long Reception	32 at North Carolina (2021)*
Punt Returns	4 five times*
Punt Return Yards	67 vs. William & Mary (2021)*
Punt Return Touchdowns	none
Long Punt Return	22 vs. William & Mary (2021)*
Kickoff Returns	2 three times*
Kickoff Return Yards	44 twice*
Kickoff Return Touchdowns	none
Long Kickoff Return	26 vs. Georgia Tech (2021)*

\*at Virginia



**CAMERON LENHARDT #11**

**6-3 | 250 | FR. | DL  
STATEN ISLAND, N.Y.**

**CAREER NOTES**

- First true freshman defensive lineman to start a Nebraska season opener in the modern era
- Is just the 2nd true freshman defensive lineman to start a game for Nebraska in the modern era (Maliek Collins started the 2014 Gator Bowl at the end of his true freshman season)
- Has started 3 games as a true freshman, more than all other true freshman defensive linemen at Nebraska combined in the modern era
- 1 of 8 true freshmen to start a season opener for Nebraska in the modern era (not counting punters and kickers)

**SEASON HIGHLIGHTS**

- Has started three games this season
- Ranks 3rd among all FBS freshmen with 2.0 sacks
- Earned the start as a true freshman in the opener at Minnesota and made three tackles
- Had three more tackles at Colorado, including a pair of sacks
- Was the first Husker true freshman to have multiple sacks in a game since Barry Turner in 2005
- Was injured early in the Northern Illinois game, and the injury kept him out of the Louisiana Tech game

**GAME-BY-GAME**

OPPONENT	UT-AT-TT	TFL-YD	SACK-YD
@ Minnesota	2-1-3	0.0-0	0.0-0
@ Colorado	3-0-3	2.0-9	2.0-9
Northern Illinois	0-0-0	0.0-0	0.0-0
Louisiana Tech		-Did Not Play-	
Michigan			
@ Illinois			
Northwestern			
Purdue			
@ Michigan St.			
Maryland			
@ Wisconsin			
Iowa			

**CAREER TACKLE STATS**

YEAR	G/S	UT	AT	TT	TFL-YD	SCK-YD
2023	3/3	5	1	6	2.0-9	2.0-9

**CAREER MISCELLANEOUS STATS**

YEAR	FF	FR	PBU	INT	QBH	BLK
2023	0	0	0	0	0	0

**CAREER HIGHS**

Tackles	3 twice
TFLs	2.0 at Colorado (2023)
Sacks	2.0 at Colorado (2023)
Breakups	none



**BARRET LIEBENTRITT #34**

**6-0 | 235 | SO. | FB  
OMAHA, NEB.**

**CAREER NOTES**

- First-year transfer who spent two seasons at Notre Dame (2021-22)
- Has played three different positions in three seasons (LB in 2021, TE in 2022 & FB in 2023)

**SEASON HIGHLIGHTS**

- Has played in every game but does not have a carry or a reception

**GAME-BY-GAME**

OPPONENT	ATT.	YDS	TD	LONG
@ Minnesota	0	0	0	-
@ Colorado	0	0	0	-
Northern Illinois	0	0	0	-
Louisiana Tech	0	0	0	-
Michigan				
@ Illinois				
Northwestern				
Purdue				
@ Michigan St.				
Maryland				
@ Wisconsin				
Iowa				

**CAREER RUSHING STATS**

YEAR	G/S	ATT.	NET	Y/A	Y/G	TD
2021						
			Redshirt			
2022	13/0	0	0.0	0.0	0.0	0
2023	4/0	0	0.0	0.0	0.0	0
<b>TOTAL</b>	<b>17/0</b>	<b>0</b>	<b>0.0</b>	<b>0.0</b>	<b>0.0</b>	<b>0</b>

**CAREER HIGHS**

Rushing Attempts	none
Rushing Yards	none
Rushing TDs	none
Long Rush	none
Receptions	none
Receiving Yards	none
Receiving Touchdowns	none
Long Reception	none



JAYLEN LLOYD

#19

5-10 | 160 | FR. | WR  
OMAHA, NEB.

**SEASON HIGHLIGHTS**

- Has played in two games
- Played in the season opener at Minnesota as a true freshman and had a nine-yard rush

**GAME-BY-GAME**

OPPONENT	REC.	YDS	TD	LONG
@ Minnesota	0	0	0	-
@ Colorado	-Did Not Play-			
Northern Illinois	-Did Not Play-			
Louisiana Tech	0	0	0	-
Michigan				
@ Illinois				
Northwestern				
Purdue				
@ Michigan St.				
Maryland				
@ Wisconsin				
Iowa				

**CAREER RECEIVING STATS**

YEAR	G/S	REC.	YDS	Y/R	Y/G	TD
2023	2/0	0	0	0.0	0.0	0

RUSHING: 1 att., 9 yds, 0 TDs

**CAREER HIGHS**

Receptions	none
Receiving Yards	none
Receiving Touchdowns	none
Long Reception	none
Rushing Attempts	1 at Minnesota (2023)
Rushing Yards	9 at Minnesota (2023)
Rushing Touchdowns	none
Rushing Touchdowns	9 at Minnesota (2023)



HENRY LUTOVSKY #59

6-6 | 325 | SO. | OL  
CRAWFORDSVILLE, IOWA

**CAREER HONORS**

- 3-Time Nebraska Scholar-Athlete Honor Roll

**CAREER NOTES**

- Played in two games in 2021, becoming the 17th true freshman offensive lineman to play in a game in Nebraska history

**SEASON HIGHLIGHTS**

- Has seen action at right guard in every game

**CAREER STATS**

- **Games:** 18 (2 in 2021; 12 in 2022; 4 in 2023)
- **Starts:** 2 (2 in 2022)



QUINTON NEWSOME #6

6-1 | 185 | SR. | DB  
SUWANEE, GA.

**CAREER HONORS**

- Honorable-Mention All-Big Ten (2022)
- Academic All-Big Ten (2022)
- 2-Time Nebraska Scholar-Athlete Honor Roll

**2023 WATCH LIST**

- Senior Bowl

**PERSONAL NOTES**

- Earned his degree in sports media and communication

**CAREER SUPERLATIVES**

- Double-Digit Tackle Games: 1

**CAREER NOTES**

- Has started 28 consecutive games

**SEASON HIGHLIGHTS**

- One of 10 Huskers to earn a single-digit number as one of the team's "toughest" players
- Started at Minnesota and had six tackles
- Had four tackles and a breakup at Colorado
- Had three tackles and two breakups vs. NIU
- Made four stops with one TFL vs. Louisiana Tech

**GAME-BY-GAME**

OPPONENT	UT-AT-TT	TFL-YD	PBU	INT
@ Minnesota	1-5-6	0.0-0	0	0
@ Colorado	4-0-4	0.0-0	1	0
Northern Illinois	2-1-3	0.0-0	2	0
Louisiana Tech	3-1-4	1.0-3	0	0
Michigan				
@ Illinois				
Northwestern				
Purdue				
@ Michigan St.				
Maryland				
@ Wisconsin				
Iowa				

**CAREER TACKLE STATS**

YEAR	G/S	UT	AT	TT	TFL-YD	SCK-YD
2019	10/0	0	0	0	0-0	0.0-0
2020	8/1	9	2	11	0.0-0	0.0-0
2021	12/12	38	19	57	2.0-6	1.0-4
2022	12/12	27	17	44	4.0-25	2.0-20
2023	4/4	10	7	17	1.0-3	0.0-0
<b>TOTAL</b>	<b>46/29</b>	<b>84</b>	<b>45</b>	<b>129</b>	<b>7.0-34</b>	<b>3.0-24</b>

**CAREER MISCELLANEOUS STATS**

YEAR	FF	FR	PBU	INT	QBH	BLK
2019	0	0	0	0	0	0
2020	1	0	0	0	0	0
2021	0	0	4	0	0	0
2022	1	1	10	0	1	0
2023	0	0	3	0	0	0
<b>TOTAL</b>	<b>2</b>	<b>1</b>	<b>17</b>	<b>0</b>	<b>1</b>	<b>0</b>

**CAREER HIGHS**

Tackles	10 vs. Ohio St. (2021)
TFLs	2.5 vs. Illinois (2022)
Sacks	1.0 twice
Breakups	2 six times



**NOURE NOULI** #63

6-4 | 315 | SR. | OL  
FRANKFURT, GA.

**CAREER HONORS**

- 2-Time Academic All-Big Ten
- 3-Time Nebraska Scholar-Athlete Honor Roll

**PERSONAL NOTES**

- Originally from Frankfurt, Germany, he was an exchange student at Norris High School, 24 miles from Memorial Stadium

**CAREER NOTES**

- Began his career at Colorado State, spending one season with the Rams in 2019
- Played in eight games with seven starts at guard as a true freshman at CSU in 2019
- Joined Nebraska as a walk-on before being placed on scholarship


**SEASON HIGHLIGHTS**

- Has started every game at right guard

**CAREER STATS**

- **Games:** 24 (8 in 2019\*; 12 in 2021; 4 in 2023)
- **Starts:** 18 (7 in 2019\*; 7 in 2021; 4 in 2023)

\*at Colorado State



**MARCO ORTIZ** #45

6-4 | 245 | SR. | LS  
RICHMOND, VA.

**CAREER HONORS**

- Nebraska Scholar-Athlete Honor Roll (Spring 2023)

**PERSONAL NOTES**

- Earned his bachelor's degree in health education and behavior from Florida and is on track to earn his master's degree from Nebraska in applied sciences in December

**CAREER NOTES**

- First-year transfer who played in 16 games over five seasons at Florida (2018-22)


**SEASON HIGHLIGHTS**

- Has handled all long-snapping duties in every game

**CAREER STATS**

- **Games:** 19 (1 in 2019\*; 1 in 2020\*; 13 in 2021\*; 1 in 2022\*; 4 in 2023)

\*at Florida



**ETHAN PIPER** #57

6-3 | 305 | JR. | OL  
NORFOLK, NEB.

**CAREER HONORS**

- 3-Time Big Ten Distinguished Scholar
- 3-Time Academic All-Big Ten
- 8-Time Nebraska Scholar-Athlete Honor Roll

**CAREER NOTES**


- Played in one game while redshirting in 2019, becoming the 13th true freshman offensive lineman to play in a game at Nebraska

**SEASON HIGHLIGHTS**

- Was selected in the first round of voting to receive a single-digit number, but NCAA rules prohibit him from wearing a single-digit number
- Was the only offensive lineman selected to attend 2023 Big Ten Football Media Days
- Has started every game at left guard

**CAREER STATS**

- **Games:** 28 (1 in 2019; 8 in 2020; 5 in 2021; 10 in 2022; 4 in 2023)
- **Starts:** 22 (7 in 2020; 3 in 2021; 8 in 2022; 4 in 2023)



**TEDDY PROCHAZKA** #65

6-10 | 325 | SO. | OL  
ELKHORN, NEB.

**CAREER HONORS**

- 2-Time Nebraska Scholar-Athlete Honor Roll

**CAREER NOTES**

- Suffered a season-ending injury in 2021 & 2022
- Played in five games - with two starts - in 2021 to become the 16th true freshman offensive lineman to play a game in Nebraska history
- Started at left tackle against Northwestern to become only the 2nd true freshman in the modern era of Nebraska football to start a game at left tackle, joining Turner Cororan, who started at left tackle at Rutgers in 2020
- Overall, became just the 7th true freshman offensive lineman to start a game in the modern era of Nebraska football

**SEASON HIGHLIGHTS**

- Sat out the first two games but has returned to play in the last two contests

**CAREER STATS**

- **Games:** 10 (5 in 2021; 3 in 2022; 2 in 2023)
- **Starts:** 5 (2 in 2021; 3 in 2022)



**CHUBBA PURDY** #12

6-2 | 210 | SO. | QB  
QUEEN CREEK, ARIZ.

**CAREER HONORS**

- 3-Time Nebraska Scholar-Athlete Honor Roll

**PERSONAL NOTES**

- His brother Brock was a quarterback at Iowa State (2018-21) who is with the San Francisco 49ers
- His father Shawn played baseball at Miami and had an eight-year minor league career

**CAREER NOTES**

- Spent two years at Florida State (2020-21) playing in four games with one start

**SEASON HIGHLIGHTS**

- Has seen limited action in three games
- Came in for one snap at Colorado and had an incomplete third-down pass
- Saw action at quarterback late in the fourth quarter against Northern Illinois
- Led Nebraska's final drive vs. Louisiana Tech

**CAREER PASSING STATS**

YEAR	G/S	CMP-ATT	PCT	YDS	TD	INT
2020*	3/1	27-53	50.9	219	2	1
2021*^	1/0	5-5	100.0	98	2	0
2022	6/2	22-48	45.8	147	0	3
2023	3/0	0-2	0.0	0	0	0
<b>TOTAL</b>	<b>13/3</b>	<b>54-108</b>	<b>50.0</b>	<b>464</b>	<b>4</b>	<b>4</b>

**TOTAL OFFENSE:** 150 att., 599 yds, 6 TDs

\*at Florida State; ^redshirt season

**CAREER RUSHING STATS**

YEAR	G/S	ATT.	NET	Y/A	Y/G	TD
2020*	3/1	19	57	3.0	19.0	0
2021*^	1/0	1	5	5.0	5.0	0
2022	6/2	24	73	3.0	12.2	2
2023	3/0	0	0	0.0	0.0	0
<b>TOTAL</b>	<b>13/3</b>	<b>44</b>	<b>135</b>	<b>3.1</b>	<b>10.4</b>	<b>2</b>

\*at Florida State; ^redshirt season

**CAREER PASSING HIGHS**

<b>Attempts</b>	23 at NC State (2020)*
<b>Completions</b>	15 at NC State (2020)*
<b>Yards</b>	181 at NC State (2020)*
<b>Touchdowns</b>	2 twice
<b>Long Pass</b>	69 [TD] at NC State (2020)*

\*at Florida State

**CAREER RUSHING HIGHS**


<b>Attempts</b>	12 at NC State (2020)*
<b>Yards</b>	54 at NC State (2020)*
<b>Touchdowns</b>	1 vs. Oklahoma (2022)
<b>Long Rush</b>	21 at NC State (2020)*

\*at Florida State

**CAREER TOTAL OFFENSE HIGHS**

<b>Attempts</b>	35 at NC State (2020)*
<b>Yards</b>	235 at NC State (2020)*
<b>Total Touchdowns</b>	2 twice*

\*at Florida State



**LUKE REIMER**

#4

6-1 | 225 | SR. | LB  
ASHLAND, KAN.

**CAREER HONORS**

- Honorable-Mention All-Big Ten (2021)
- Big Ten Defensive Player of the Week (9/13/21)
- Nebraska Linebacker of the Year (2021)
- 2-Time Academic All-Big Ten
- 5-Time Nebraska Scholar-Athlete Honor Roll

**NEBRASKA RECORDS**

- Tackles in a Big Ten Game (19 vs. Purdue, 2021)

**NEBRASKA CAREER RANKINGS**

- Tackles: 10th (259)

**2023 WATCH LISTS**

- Lombardi Award
- Senior Bowl

**PERSONAL NOTES**

- Earned his degree in business administration
- Attended North Star High School in Lincoln but grew up in Ashland, Kansas

**ACTIVE FBS CAREER RANKINGS**

- Tackles: 23rd (259)

**CAREER SUPERLATIVES**

- Double-Digit Tackle Games: 9

**CAREER NOTES**

- Joined Nebraska as a walk-on but was placed on scholarship prior to the 2020 season
- Ranked in the top 25 nationally in 2021 in tackles per game and solo tackles per game
- 1 of 13 players in school history with 250 career tackles

**SEASON HIGHLIGHTS**

- One of 10 Huskers to earn a single-digit number as one of the team's "toughest" players
- Has started both games and ranks 2nd in the Big Ten with 1.5 sacks per game
- Had five tackles at Minnesota, including a three-yard sack
- Totaled five more tackles at Colorado with a career-high 1.5 sacks
- Recorded two tackles and two quarterback hurries against Northern Illinois
- Made two tackles early against Louisiana Tech before suffering an injury that kept him out of the remainder of the game, including the entire second half

**ACTIVE BIG TEN TACKLE LEADERS**

RK.	PLAYER (SCHOOL)	TACKLES
1.	Nick Jackson (Iowa)	390*
2.	<b>Luke Reimer (Nebraska)</b>	<b>259</b>
3.	Cal Haladay, Michigan St.	241
4.	Bryce Gallagher, Northwestern	239
5.	Jacoby Windmon, Michigan St.	233*

\*includes games from previous school

**NEBRASKA CAREER TACKLES**

RK.	PLAYER (YEARS)	TACKLES
1.	Barrett Ruud (2001-04)	432
2.	Jerry Murtaugh (1968-70)	342
3.	Mike Brown (1996-99)	287
4.	Lavonte David (2010-11)	285
5.	Dedrick Young (2005-18)	284
6.	Lee Kunz (1976-78)	276
7.	Nathan Gerry (2013-16)	273
	Clete Pillen (1974-76)	273
9.	Steve Damkroger (1979-82)	269
10.	<b>Luke Reimer (2019-present)</b>	<b>259</b>

**GAME-BY-GAME**

OPPONENT	UT-AT-TT	TFL-YD	SACK-YD
@ Minnesota	4-1-5	1.0-3	1.0-3
@ Colorado	4-1-5	1.5-14	1.5-14
Northern Illinois	1-1-2	0.0-0	0.0-0
Louisiana Tech	1-1-2	0.0-0	0.0-0
Michigan			
@ Illinois			
Northwestern			
Purdue			
@ Michigan St.			
Maryland			
@ Wisconsin			
Iowa			

**CAREER TACKLE STATS**

YEAR	G/S	UT	AT	TT	TFL-YD	SCK-YD
2019	10/0	7	4	11	1-4	0.0-0
2020	6/5	29	11	40	5.0-18	2.0-12
2021	12/12	60	48	108	6.0-22	1.0-6
2022	10/10	38	48	86	3.5-7	1.0-4
2023	4/4	10	4	14	2.5-17	2.5-17
<b>TOTAL</b>	<b>42/33</b>	<b>144</b>	<b>115</b>	<b>259</b>	<b>17.5-67</b>	<b>6.5-39</b>

**CAREER MISCELLANEOUS STATS**

YEAR	FF	FR	PBU	INT	QBH	BLK
2019	0	1	0	0	0	0
2020	1	0	0	0	0	0
2021	3	0	6	1	3	0
2022	0	0	5	1	1	0
2023	0	0	0	0	2	0
<b>TOTAL</b>	<b>4</b>	<b>1</b>	<b>11</b>	<b>2</b>	<b>6</b>	<b>0</b>

**CAREER HIGHS**

<b>Tackles</b>	19 vs. Purdue (2021)
<b>TFLs</b>	1.5 four times
<b>Sacks</b>	1.5 at Colorado (2023)
<b>Breakups</b>	2 vs. Indiana (2022)
<b>Interceptions</b>	1 twice



**TY ROBINSON**

#9

6-6 | 310 | JR. | DL  
GILBERT, ARIZ.

**CAREER HONORS**

- 3-Time Nebraska Scholar-Athlete Honor Roll

**2023 WATCH LIST**

- Senior Bowl

**PERSONAL NOTES**

- Earned his degree in nutrition and health sciences

**SEASON HIGHLIGHTS**

- One of 10 Huskers to earn a single-digit number as one of the team's "toughest" players
- Has started three games
- Started at Minnesota but was disqualified in the second half due to a targeting penalty
- Had two tackles and a quarterback hurry at Colorado after sitting out the first half
- Recorded two tackles against Northern Illinois, including a half sack
- Totaled three tackles against Louisiana Tech

**GAME-BY-GAME**

OPPONENT	UT-AT-TT	TFL-YD	SACK-YD
@ Minnesota	0-0-0	0.0-0	0.0-0
@ Colorado	2-0-2	0.0-0	0.0-0
Northern Illinois	0-2-2	0.5-4	0.5-4
Louisiana Tech	1-2-3	0.0-0	0.0-0
Michigan			
@ Illinois			
Northwestern			
Purdue			
@ Michigan St.			
Maryland			
@ Wisconsin			
Iowa			

**CAREER TACKLE STATS**

YEAR	G/S	UT	AT	TT	TFL-YD	SCK-YD
2019*	3/0	0	0	0	0-0	0.0-0
2020	8/7	5	12	17	2.0-3	0.0-0
2021	12/4	13	14	27	4.0-23	2.0-20
2022	12/12	14	10	24	4.0-17	2.0-14
2023	4/3	3	4	7	0.0-0	0.0-0
<b>TOTAL</b>	<b>39/26</b>	<b>35</b>	<b>40</b>	<b>75</b>	<b>10.0-43</b>	<b>4.0-34</b>

\*redshirt season

**CAREER MISCELLANEOUS STATS**

YEAR	FF	FR	PBU	INT	QBH	BLK
2019*	0	0	0	0	0	0
2020	0	0	0	0	2	0
2021	0	0	1	0	1	0
2022	0	0	0	0	0	0
2023	0	0	1	0	3	0
<b>TOTAL</b>	<b>0</b>	<b>0</b>	<b>2</b>	<b>0</b>	<b>6</b>	<b>0</b>

\*redshirt season

**CAREER HIGHS**

<b>Tackles</b>	6 vs. Illinois (2022)
<b>TFLs</b>	1.0 seven times
<b>Sacks</b>	1.0 four times
<b>Breakups</b>	1 twice





**PHALEN SANFORD #37**

**5-11 | 195 | SR. | DB  
BENKELMAN, NEB.**

**CAREER HONORS**

- Academic All-Big Ten (2020)
- 4-Time Nebraska Scholar-Athlete Honor Roll

**PERSONAL NOTES**

- Earned his degree in child, youth and family studies

**CAREER NOTES**

- Redshirted in 2018 at Hastings College, where he also competed in track and field
- Played eight-man football in high school

**SEASON HIGHLIGHTS**

- Has seen action on special teams and in the secondary in every game
- Made one tackle on punt coverage at Minnesota
- Had one tackle on defense at Colorado
- Tied his career high with three tackles against NIU and downed a punt at the 1-yard line
- Made a tackle on kickoff coverage and punt coverage against Louisiana Tech, forcing a fumble on his punt coverage tackle

**GAME-BY-GAME**

OPPONENT	UT-AT-TT	TFL-YD	PBU	INT
@ Minnesota	0-1-1	0.0-0	0	0
@ Colorado	1-0-1	0.0-0	0	0
Northern Illinois	2-1-3	0.0-0	0	0
Louisiana Tech	2-0-2	0.0-0	0	0
Michigan				
@ Illinois				
Northwestern				
Purdue				
@ Michigan St.				
Maryland				
@ Wisconsin				
Iowa				

CAREER TACKLE STATS							
YEAR	G/S	UT	AT	TT	TFL-YD	SCK-YD	
2018	Redshirt (at Hastings College)						
2019	-Did Not Play-						
2020	5/0	0	0	0	0.0-0	0.0-0	
2021	12/0	2	1	3	0.0-0	0.0-0	
2022	12/0	8	4	12	0.0-0	0.0-0	
2023	4/0	5	2	7	0.0-0	0.0-0	
<b>TOTAL</b>	<b>33/0</b>	<b>15</b>	<b>7</b>	<b>22</b>	<b>0.0-0</b>	<b>0.0-0</b>	

CAREER MISCELLANEOUS STATS							
YEAR	FF	FR	PBU	INT	QBH	BLK	
2018	Redshirt (at Hastings College)						
2019	0	0	0	0	0	0	
2020	0	0	0	0	0	0	
2021	0	0	0	0	0	0	
2022	0	0	0	0	0	1	
2023	1	0	0	0	0	0	
<b>TOTAL</b>	<b>1</b>	<b>0</b>	<b>0</b>	<b>0</b>	<b>0</b>	<b>1</b>	

CAREER HIGHS	
<b>Tackles</b>	3 twice
<b>TFLs</b>	none
<b>Sacks</b>	none
<b>Breakups</b>	none
<b>Blocked Punt</b>	1 at Purdue (2022)



**BEN SCOTT #66**

**6-5 | 305 | JR. | OL  
HONOLULU, HAWAII**

**CAREER HONORS**

- Nebraska Scholar-Athlete Honor Roll (Spring 2023)

**2023 WATCH LISTS**

- Rimington Trophy
- Senior Bowl

**PERSONAL NOTES**

- Earned his degree in biological sciences at Arizona State

**CAREER NOTES**

- First-year transfer who started 28 games at Arizona State from 2020-22
- Started 17 games at right tackle at ASU before his final 11 starts were at center

**SEASON HIGHLIGHTS**

- Has started every game at center
- Made his 30th career start at Colorado

**CAREER STATS**

- **Games:** 32 (4 in 2020\*; 13 in 2021\*; 11 in 2022\*; 4 in 2023)
- **Starts:** 32 (4 in 2020\*; 13 in 2021\*; 11 in 2022\*; 4 in 2023)

\*at Arizona State



**MJ SHERMAN #48**

**6-3 | 250 | JR. | LB  
BALTIMORE, MD.**

**CAREER HONORS**

- Nebraska Scholar-Athlete Honor Roll (Spring 2023)

**CAREER NOTES**

- First-year transfer who played in 39 games at Georgia from 2020-22
- Recorded 15 tackles, 1.0 TFL and 0.5 sacks as a Bulldog
- Played in every game of Georgia's 2021 & 2022 national championship seasons

**SEASON HIGHLIGHTS**

- Has played in every game
- Had a career-high three tackles in his Husker debut at Minnesota
- Made one solo tackle at Colorado
- Had a nine-yard sack against Northern Illinois

**GAME-BY-GAME**

OPPONENT	UT-AT-TT	TFL-YD	SACK-YD
@ Minnesota	2-1-3	0.0-0	0.0-0
@ Colorado	1-0-1	0.0-0	0.0-0
Northern Illinois	1-0-1	1.0-9	1.0-9
Louisiana Tech	0-0-0	0.0-0	0.0-0
Michigan			
@ Illinois			
Northwestern			
Purdue			
@ Michigan St.			
Maryland			
@ Wisconsin			
Iowa			

CAREER TACKLE STATS							
YEAR	G/S	UT	AT	TT	TFL-YD	SCK-YD	
2020*	9/0	2	0	2	0.0-0	0.0-0	
2021*	15/0	1	7	8	0.5-3	0.0-0	
2022*	15/0	4	1	5	0.5-5	0.5-5	
2023	4/0	4	1	5	1.0-9	1.0-9	
<b>TOTAL</b>	<b>43/0</b>	<b>11</b>	<b>9</b>	<b>20</b>	<b>2.0-17</b>	<b>1.5-14</b>	

\*at Georgia

CAREER MISCELLANEOUS STATS							
YEAR	FF	FR	PBU	INT	QBH	BLK	
2020*	0	0	0	0	0	0	
2021*	0	0	0	0	0	0	
2022*	0	0	0	0	0	0	
2023	0	0	0	0	0	0	
<b>TOTAL</b>	<b>0</b>	<b>0</b>	<b>0</b>	<b>0</b>	<b>0</b>	<b>0</b>	

\*at Georgia

CAREER HIGHS	
<b>Tackles</b>	3 at Minnesota (2023)
<b>TFLs</b>	1.0 vs. Northern Illinois (2023)
<b>Sacks</b>	1.0 vs. Northern Illinois (2023)
<b>Breakups</b>	none



**JEFF SIMS**

#7

6-4 | 220 | JR. | QB  
JACKSONVILLE, FLA.

**CAREER HONORS**

- 2-Time ACC Rookie of the Week (2020 at Georgia Tech)

**2023 WATCH LIST**

- Davey O'Brien Award

**CAREER NOTES**

- First-year transfer from Georgia Tech
- Started 23 games at Georgia Tech and threw for 4,464 yards and 30 touchdowns with 1,152 rushing yards and 11 scores
- 1 of 17 active FBS players with 4,000 career passing yards and 1,000 career rushing yards

**SEASON HIGHLIGHTS**

- Started the first two games before suffering an injury
- Accounted for 205 yards of total offense at Minnesota, rushing for a game-high 91 yards and throwing for 114 yards and one touchdown
- Had 173 total yards at Colorado before being injured, including a 57-yard touchdown run that was the longest rush of his career
- Missed the Northern Illinois game due to injury
- Returned at less than 100% against Louisiana Tech, taking one snap after Heinrich Haarberg had to sit out a play following his helmet coming off

**PASSING GAME-BY-GAME**

OPPONENT	COMP-ATT	YDS	TD	INT
@ Minnesota	11-19	114	1	3
@ Colorado	9-15	106	0	1
Northern Illinois	-Did Not Play-			
Louisiana Tech	0-0	0	0	0
Michigan				
@ Illinois				
Northwestern				
Purdue				
@ Michigan St.				
Maryland				
@ Wisconsin				
Iowa				

**RUSHING GAME-BY-GAME**

OPPONENT	ATT.	YDS	TD	LONG
@ Minnesota	19	91	0	26
@ Colorado	10	67	1	57
Northern Illinois	-Did Not Play-			
Louisiana Tech	1	-2	0	-2
Michigan				
@ Illinois				
Northwestern				
Purdue				
@ Michigan St.				
Maryland				
@ Wisconsin				
Iowa				

CAREER SUPERLATIVES	
250-Yard Passing Games	9
300-Yard Passing Games	3
300-Yard Total Offense Games	8
Games with 2+ TD Passes	9
Games with 3+ TD Passes	3
Games with 4+ TD Passes	0
Games with 2+ Total TDs	13
Games with 3+ Total TDs	7
Games with 4+ Total TDs	2

CAREER PASSING STATS						
YEAR	G/S	CMP-ATT	PCT	YDS	TD	INT
2020*	10/10	141-257	54.9	1,881	13	13
2021*	7/6	113-188	60.1	1,468	12	7
2022*	7/7	110-188	58.5	1,115	5	3
2023	3/2	20-34	58.9	220	1	4
<b>TOTAL</b>	<b>27/25</b>	<b>384-667</b>	<b>57.6</b>	<b>4,684</b>	<b>31</b>	<b>27</b>

\*at Georgia Tech

**TOTAL OFFENSE:** 974 att., 5,992 yds, 42 TDs  
**RECEIVING:** 1 rec., 1 yd, 0 TDs

CAREER RUSHING STATS						
YEAR	G/S	ATT.	NET	Y/A	Y/G	TD
2020*	10/10	120	492	4.1	49.2	6
2021*	7/6	70	372	5.3	53.1	4
2022*	7/7	87	288	3.3	41.1	1
2023	3/2	30	156	5.2	52.0	1
<b>TOTAL</b>	<b>27/25</b>	<b>307</b>	<b>1,308</b>	<b>4.3</b>	<b>48.4</b>	<b>12</b>

\*at Georgia Tech

CAREER PASSING HIGHS	
<b>Attempts</b>	44 at Virginia (2021)*
<b>Completions</b>	27 at Virginia (2021)*
<b>Yards</b>	359 vs. Pittsburgh (2021)*
<b>Touchdowns</b>	3 three times*
<b>Long Pass</b>	77 [TD] at Duke (2021)*

\*at Georgia Tech

CAREER RUSHING HIGHS	
<b>Attempts</b>	19 twice
<b>Yards</b>	128 vs. North Carolina (2021)*
<b>Touchdowns</b>	3 vs. North Carolina (2021)*
<b>Long Rush</b>	57 [TD] at Colorado (2023)

\*at Georgia Tech

CAREER TOTAL OFFENSE HIGHS	
<b>Attempts</b>	54 at Virginia (2021)*
<b>Yards</b>	397 vs. Pittsburgh (2021)*
<b>Total Touchdowns</b>	4 twice*

\*at Georgia Tech



**DESHON SINGLETON**

#8

6-3 | 205 | JR. | DB  
AMITE, LA.

**CAREER HONORS**

- Nebraska Scholar-Athlete Honor Roll (Spring 2023)

**CAREER NOTES**

- In his second season at Nebraska after the 2021 season at Hutchinson (Kan.) CC

**SEASON HIGHLIGHTS**

- One of 10 Huskers to earn a single-digit number as one of the team's "toughest" players
- Has started every game
- Made his first career start at Minnesota and tied for the team lead with a career-high seven tackles while breaking up one pass
- Recorded three solo tackles at Colorado, including a two-yard TFL for his first career tackle for loss
- Had two tackles against Northern Illinois
- Tied his career high with seven tackles against Louisiana Tech and set a career high with 1.5 tackles for loss

**GAME-BY-GAME**

OPPONENT	UT-AT-TT	TFL-YD	PBU	INT
@ Minnesota	2-5-7	0.0-0	1	0
@ Colorado	3-0-3	1.0-2	0	0
Northern Illinois	0-2-2	0.0-0	0	0
Louisiana Tech	3-4-7	1.5-1	0	0
Michigan				
@ Illinois				
Northwestern				
Purdue				
@ Michigan St.				
Maryland				
@ Wisconsin				
Iowa				

CAREER TACKLE STATS						
YEAR	G/S	UT	AT	TT	TFL-YD	SCK-YD
2022	12/0	1	2	3	0.0-0	0.0-0
2023	4/4	8	11	19	2.5-3	0.0-0
<b>TOTAL</b>	<b>16/4</b>	<b>9</b>	<b>13</b>	<b>22</b>	<b>2.5-3</b>	<b>0.0-0</b>

CAREER MISCELLANEOUS STATS						
YEAR	FF	FR	PBU	INT	QBH	BLK
2022	0	0	0	0	0	0
2023	0	0	1	0	0	0
<b>TOTAL</b>	<b>0</b>	<b>0</b>	<b>1</b>	<b>0</b>	<b>0</b>	<b>0</b>

CAREER HIGHS	
<b>Tackles</b>	7 twice
<b>TFLs</b>	1.5 vs. Louisiana Tech (2023)
<b>Sacks</b>	none
<b>Breakups</b>	1 at Minnesota (2023)



**PRINCEWILL UMANMIELEN #11**

6-4 | 240 | FR. | DL  
AUSTIN, TEXAS

**CAREER HONORS**

- Nebraska Scholar-Athlete Honor Roll (Spring 2023)

**PERSONAL NOTES**

- Has a brother, Princely, who is a defensive linemen at Florida, and a brother, Prince, who was a defensive lineman at Tarleton State

**SEASON HIGHLIGHTS**

- Has played in every game as a true freshman
- Had one solo tackle and a quarterback hurry in his debut at Minnesota
- Added another solo tackle at Colorado
- Had his first multi-tackle game with two stops against Northern Illinois

**GAME-BY-GAME**

OPPONENT	UT-AT-TT	TFL-YD	SACK-YD
@ Minnesota	1-0-1	0.0-0	0.0-0
@ Colorado	1-0-1	0.0-0	0.0-0
Northern Illinois	0-2-2	0.0-0	0.0-0
Louisiana Tech	0-0-0	0.0-0	0.0-0
Michigan			
@ Illinois			
Northwestern			
Purdue			
@ Michigan St.			
Maryland			
@ Wisconsin			
Iowa			

**CAREER TACKLE STATS**

YEAR	G/S	UT	AT	TT	TFL-YD	SCK-YD
2023	4/0	2	2	4	0.0-0	0.0-0

**CAREER MISCELLANEOUS STATS**

YEAR	FF	FR	PBU	INT	QBH	BLK
2023	0	0	0	0	1	0

**CAREER HIGHS**

<b>Tackles</b>	2 vs. Northern Illinois (2023)
<b>TFLs</b>	none
<b>Sacks</b>	none
<b>Breakups</b>	none



**MARCUS WASHINGTON #13**

6-2 | 190 | SR. | WR  
ST. LOUIS, MO.

**CAREER HONORS**

- Nebraska Scholar-Athlete Honor Roll (Fall 2022)

**CAREER NOTES**

- In his second season at Nebraska after spending three seasons at Texas (2019-21)
- Played in 31 games with eight starts and caught 25 passes for 366 yards and three touchdowns with the Longhorns

**CAREER SUPERLATIVES**

- 100-Yard Receiving Games: 2
- Games with 2+ TD Catches: 1

**SEASON HIGHLIGHTS**

- Has started two games
- Caught three passes for 31 yards in the second half at Minnesota
- Started at Colorado and had a 13-yard catch
- Started against Northern Illinois and had two receptions for 37 yards

**GAME-BY-GAME**

OPPONENT	REC.	YDS	TD	LONG
@ Minnesota	3	31	0	17
@ Colorado	1	13	0	13
Northern Illinois	2	37	0	26
Louisiana Tech	0	0	0	-
Michigan				
@ Illinois				
Northwestern				
Purdue				
@ Michigan St.				
Maryland				
@ Wisconsin				
Iowa				

**CAREER RECEIVING STATS**

YEAR	G/S	REC.	YDS	Y/R	Y/G	TD
2019*	11/1	3	33	11.0	3.0	0
2020*	8/0	4	56	14.0	8.0	1
2021*	12/7	18	277	15.4	23.1	2
2022	12/10	31	471	15.2	39.3	1
2023	4/2	6	80	13.3	20.0	0
<b>TOTAL</b>	<b>47/20</b>	<b>62</b>	<b>918</b>	<b>14.8</b>	<b>29.5</b>	<b>4</b>

\*at Texas

**CAREER HIGHS**

<b>Receptions</b>	7 at Baylor (2021)*
<b>Receiving Yards</b>	123 vs. Ga. Southern (2022)
<b>Receiving Touchdowns</b>	2 vs. Kansas (2021)*
<b>Long Reception</b>	58 vs. Oklahoma St. (2021)*

\*at Texas



**JAVIN WRIGHT #33**

6-5 | 215 | JR. | LB  
CHANDLER, ARIZ.

**PERSONAL NOTES**

- His father Toby was a two-year letterwinner for Nebraska (1992-93) before playing six seasons in the NFL
- Earned his degree in sports media and communication

**SEASON HIGHLIGHTS**

- Made a then-career-high four tackles at Minnesota
- Had one tackle at Colorado
- Recorded four tackles against Northern Illinois and intercepted a pass that set up a short 35-yard Nebraska touchdown drive
- Had a career high five tackles against Louisiana Tech with his first career pass breakup

**GAME-BY-GAME**

OPPONENT	UT-AT-TT	TFL-YD	SACK-YD
@ Minnesota	3-1-4	0.0-0	0.0-0
Colorado	0-1-1	0.0-0	0.0-0
Northern Illinois	1-3-4	0.0-0	0.0-0
Louisiana Tech	2-3-5	0.0-0	0.0-0
Michigan			
@ Illinois			
Northwestern			
Purdue			
@ Michigan St.			
Maryland			
@ Wisconsin			
Iowa			

**CAREER TACKLE STATS**

YEAR	G/S	UT	AT	TT	TFL-YD	SCK-YD
2019*	1/0	0	0	0	0.0-0	0.0-0
2020		Did Not Play				
2021	2/0	0	1	1	0.0-0	0.0-0
2022	10/1	3	3	6	0.0-0	0.0-0
2023	4/0	6	8	14	0.0-0	0.0-0
<b>TOTAL</b>	<b>17/1</b>	<b>9</b>	<b>12</b>	<b>21</b>	<b>0.0-0</b>	<b>0.0-0</b>

\*redshirt season

**CAREER MISCELLANEOUS STATS**

YEAR	FF	FR	PBU	INT	QBH	BLK
2019*	0	0	0	0	0	0
2020	Did Not Play					
2021	0	0	0	0	0	0
2022	0	0	0	0	0	1
2023	0	0	1	1	0	0
<b>TOTAL</b>	<b>0</b>	<b>0</b>	<b>1</b>	<b>1</b>	<b>0</b>	<b>1</b>

\*redshirt season

**CAREER HIGHS**

<b>Tackles</b>	5 vs. Louisiana Tech (2023)
<b>TFLs</b>	none
<b>Sacks</b>	none
<b>Breakups</b>	1 vs. Louisiana Tech (2023)
<b>Interceptions</b>	1 vs. Northern Illinois (2023)
<b>Blocked Punts</b>	1 vs. North Dakota (2022)

## 2023 NEBRASKA TEAM STATS

### Team Statistics

	NEBR	OPP
<b>Scoring</b>	<b>87</b>	<b>74</b>
Points per game	21.8	18.5
Points Off Turnovers	10	26
<b>First Downs</b>	<b>76</b>	<b>72</b>
Rushing	47	18
Passing	25	46
Penalty	4	8
<b>Rushing Yardage</b>	<b>939</b>	<b>185</b>
Yards gained rushing	1067	311
Yards lost rushing	128	126
Rushing attempts	170	101
Average per rush	5.5	1.8
Average per game	234.8	46.3
TDs Rushing	7	3
<b>Passing Yardage</b>	<b>498</b>	<b>1007</b>
Comp-Att-Int	44-83-4	100-166-3
Average per pass	6.0	6.1
Average per catch	11.3	10.1
Average per game	124.5	251.8
TDs Passing	5	5
<b>Total offense</b>	<b>1437</b>	<b>1192</b>
Total plays	253	267
Average per play	5.7	4.5
Average per game	359.3	298.0
<b>Kick returns: #-Yards</b>	<b>7-164</b>	<b>6-95</b>
<b>Punt returns: #-Yards</b>	<b>5-19</b>	<b>9-51</b>
<b>Int returns: #-Yards</b>	<b>3-15</b>	<b>4-18</b>
<b>Kick return average</b>	<b>23.4</b>	<b>15.8</b>
<b>Punt return average</b>	<b>3.8</b>	<b>5.7</b>
<b>Int return average</b>	<b>5.0</b>	<b>4.5</b>
<b>Fumbles-Lost</b>	<b>10-5</b>	<b>5-1</b>
<b>Penalties-Yards</b>	<b>24-220</b>	<b>28-225</b>
Average per game	55.0	56.3
<b>Punts-Yards</b>	<b>19-812</b>	<b>24-997</b>
Average per punt	42.7	41.5
Net punt average	40.1	39.1
<b>Kickoffs-Yards</b>	<b>16-985</b>	<b>16-1023</b>
Average per kick	61.6	63.9
Net kick average	40.9	39.6
<b>Time of possession / game</b>	<b>31:49</b>	<b>28:12</b>
<b>3rd-down conversion</b>	<b>20/49</b>	<b>24/62</b>
3rd-down pct	41%	39%
<b>4th-down conversion</b>	<b>2/4</b>	<b>3/5</b>

	<b>NEBR</b>	<b>OPP</b>
4th-down pct	50%	60%
<b>Sacks by-Yards</b>	<b>14-104</b>	<b>9-71</b>
<b>Misc Yards</b>	<b>0</b>	<b>0</b>
<b>Touchdowns scored</b>	<b>12</b>	<b>8</b>
<b>Field goals - attempts</b>	<b>1-3</b>	<b>6-7</b>
<b>On-Side kicks</b>	<b>0-0</b>	<b>0-0</b>
<b>Red-zone scores</b>	<b>(9-10) 90%</b>	<b>(12-12) 100%</b>
<b>Red-zone touchdowns</b>	<b>(8-10) 80%</b>	<b>(7-12) 58%</b>
<b>PAT-attempts</b>	<b>(12-12) 100%</b>	<b>(6-6) 100%</b>
<b>2-point conversion-attempts</b>	<b>(0-0) 0%</b>	<b>(1-2) 50%</b>
<b>Attendance</b>	<b>173990</b>	<b>106870</b>
Games / Avg per game	2/86995	2/53435
Neutral site games	-	0/0

### Score by Periods

Team	1st	2nd	3rd	4th	OT	TOT
Nebraska	7	14	28	38	0	87
Opponents	3	23	10	38	0	74

## 2023 NEBRASKA TEAM RESULTS

### Team Results

	Date	Opponent		Score	Overall	Conf	Time	Attend
*	08/31/2023	at Minnesota	L	10-13	0-1	0-1	3:27	53629
	09/09/2023	at Colorado	L	14-36	0-2	0-1	3:27	53241
	09/16/2023	NIU	W	35-11	1-2	0-1	3:19	86875
	09/23/2023	Louisiana Tech	W	28-14	2-2	0-1	3:17	87115

## 2023 NEBRASKA INDIVIDUAL STATS

### Rushing

Player	gp	att	gain	loss	net	avg	td	lg	avg/g
Heinrich Haarberg	4	42	313	41	272	6.5	2	72	68.0
Anthony Grant	3	38	213	5	208	5.5	2	34	69.3
Gabe Ervin Jr.	3	38	204	8	196	5.2	1	27	65.3
Jeff Sims	3	30	207	51	156	5.2	1	57	52.0
Rahmir Johnson	3	12	78	13	65	5.4	0	44	21.7
Trevin Luben	1	1	18	0	18	18.0	0	18	18.0
Timmy Bleekrode	1	1	10	0	10	10.0	0	10	10.0
Billy Kemp	4	1	9	0	9	9.0	1	9	2.3
Jaylen Lloyd	2	1	9	0	9	9.0	0	9	4.5
Emmett Johnson	4	2	6	0	6	3.0	0	3	1.5
Luke Lindenmeyer	4	1	0	2	-2	-2.0	0	0	-0.5
Tommi Hill	4	1	0	5	-5	-5.0	0	0	-1.3
Team	4	2	0	3	-3	-1.5	0	0	-0.8
<b>Total</b>	<b>4</b>	<b>170</b>	<b>1067</b>	<b>128</b>	<b>939</b>	<b>5.5</b>	<b>7</b>	<b>72</b>	<b>234.8</b>
<b>Opponents</b>	<b>4</b>	<b>101</b>	<b>311</b>	<b>126</b>	<b>185</b>	<b>1.8</b>	<b>3</b>	<b>34</b>	<b>46.3</b>

### Passing

Player	gp	effc	comp-att-int	pct	yds	td	lg	avg/g
Heinrich Haarberg	4	128.8	24-47-0	51.1	278	4	33	69.5
Jeff Sims	3	99.4	20-34-4	58.8	220	1	34	73.3
Chubba Purdy	3	0.0	0-2-0	0.0	0	0	0	0.0
<b>Total</b>	<b>4</b>	<b>113.7</b>	<b>44-83-4</b>	<b>53.0</b>	<b>498</b>	<b>5</b>	<b>34</b>	<b>124.5</b>
<b>Opponents</b>	<b>4</b>	<b>117.5</b>	<b>100-166-3</b>	<b>60.2</b>	<b>1007</b>	<b>5</b>	<b>41</b>	<b>251.8</b>

### Receiving

Player	gp	no.	yds	avg	td	lg	avg/g
Billy Kemp	4	13	132	10.2	1	22	33.0
Thomas Fidone II	4	7	84	12.0	3	29	21.0
Marcus Washington	4	6	81	13.5	0	26	20.3
Alex Bullock	4	5	103	20.6	1	34	25.8
Rahmir Johnson	3	3	9	3.0	0	6	3.0
Nate Boerkircher	4	3	37	12.3	0	17	9.3
Gabe Ervin Jr.	3	2	20	10.0	0	12	6.7
Anthony Grant	3	2	11	5.5	0	9	3.7
Josh Fleeks	2	1	4	4.0	0	4	2.0
Isaiah Garcia-Castaneda	1	1	7	7.0	0	7	7.0
Heinrich Haarberg	4	1	10	10.0	0	10	2.5
<b>Total</b>	<b>4</b>	<b>44</b>	<b>498</b>	<b>11.3</b>	<b>5</b>	<b>34</b>	<b>124.5</b>
<b>Opponents</b>	<b>4</b>	<b>100</b>	<b>1007</b>	<b>10.1</b>	<b>5</b>	<b>41</b>	<b>251.8</b>

### Punt Returns

Player	no.	yds	avg	td	lg
Billy Kemp	5	19	3.8	0	8
<b>Total</b>	<b>5</b>	<b>19</b>	<b>3.8</b>	<b>0</b>	<b>8</b>
<b>Opponents</b>	<b>9</b>	<b>51</b>	<b>5.7</b>	<b>0</b>	<b>12</b>

### Interceptions

Player	no.	yds	avg	td	lg
Javin Wright	1	12	12.0	0	12
Omar Brown	1	0	0.0	0	0
Isaac Gifford	1	3	3.0	0	3
<b>Total</b>	<b>3</b>	<b>15</b>	<b>5.0</b>	<b>0</b>	<b>12</b>
<b>Opponents</b>	<b>4</b>	<b>18</b>	<b>4.5</b>	<b>0</b>	<b>14</b>

### Kick Returns

Player	no.	yds	avg	td	lg
Rahmir Johnson	3	102	34.0	0	63
Alex Bullock	1	22	22.0	0	22
Tommi Hill	1	25	25.0	0	25
Emmett Johnson	1	15	15.0	0	15
Barret Liebentritt	1	0	0.0	0	0
<b>Total</b>	<b>7</b>	<b>164</b>	<b>23.4</b>	<b>0</b>	<b>63</b>
<b>Opponents</b>	<b>6</b>	<b>95</b>	<b>15.8</b>	<b>0</b>	<b>19</b>

### Fumble Returns

Player	no.	yds	avg	td	lg
Sua Lefotu	1	0	0.0	0	0
<b>Total</b>	<b>1</b>	<b>0</b>	<b>0.0</b>	<b>0</b>	<b>0</b>
<b>Opponents</b>	<b>5</b>	<b>5</b>	<b>1.0</b>	<b>0</b>	<b>5</b>

## 2023 INDIVIDUAL STATISTICS

### Scoring

Player	td	fg	PAT						pts
			kick	rush	rcv	pass	dxp	saf	
Thomas Fidone II	3	-	-	-	-	-	-	-	18
Tristan Alvano	-	1-3	12-12	-	-	-	-	-	15
Billy Kemp	2	-	-	-	-	-	-	-	12
Heinrich Haarberg	2	-	-	-	-	-	-	-	12
Anthony Grant	2	-	-	-	-	-	-	-	12
Jeff Sims	1	-	-	-	-	-	-	-	6
Alex Bullock	1	-	-	-	-	-	-	-	6
Gabe Ervin Jr.	1	-	-	-	-	-	-	-	6
<b>Total</b>	<b>12</b>	<b>1-3</b>	<b>12-12</b>	<b>0</b>	<b>0</b>	<b>0</b>	<b>0</b>	<b>0</b>	<b>87</b>
<b>Opponents</b>	<b>8</b>	<b>6-7</b>	<b>6-6</b>	<b>0</b>	<b>1</b>	<b>1</b>	<b>0</b>	<b>0</b>	<b>74</b>

### Field Goals

Player	fg	pct.	01-19	20-29	30-39	40-49	50-99	lg	blk
Tristan Alvano	1-3	33.3	0-0	1-1	0-0	0-2	0-0	27	0
<b>Opponents</b>	<b>6-7</b>	<b>85.7</b>	<b>0-0</b>	<b>0-0</b>	<b>5-5</b>	<b>1-1</b>	<b>0-1</b>	<b>47</b>	<b>0</b>

### FG Sequence

Team Name	Nebraska	Opponents
Minnesota	(27)	(34),54,(47)
Colorado	45	(31),(32),(30)
Louisiana Tech	41	
NIU		(30)

Numbers in (parentheses) indicate field goal was made

### All Purpose

Player	g	rush	rcv	pr	kr	ir	total	avg/g
Heinrich Haarberg	4	272	10	0	0	0	282	70.5
Anthony Grant	3	208	11	0	0	0	219	73.0
Gabe Ervin Jr.	3	196	20	0	0	0	216	72.0
Rahmir Johnson	3	65	9	0	102	0	176	58.7
Billy Kemp	4	9	132	19	0	0	160	40.0
Jeff Sims	3	156	0	0	0	0	156	52.0
Alex Bullock	4	0	103	0	22	0	125	31.3
Thomas Fidone II	4	0	84	0	0	0	84	21.0
Marcus Washington	4	0	81	0	0	0	81	20.3
Nate Boerkircher	4	0	37	0	0	0	37	9.3
Emmett Johnson	4	6	0	0	15	0	21	5.3
Tommi Hill	4	-5	0	0	25	0	20	5.0
Trevin Luben	1	18	0	0	0	0	18	18.0
Javin Wright	4	0	0	0	0	12	12	3.0
Timmy Bleekrode	1	10	0	0	0	0	10	10.0
Jaylen Lloyd	2	9	0	0	0	0	9	4.5
Isaiah Garcia-Castaneda	1	0	7	0	0	0	7	7.0
Josh Fleeks	2	0	4	0	0	0	4	2.0
Isaac Gifford	4	0	0	0	0	3	3	0.8
Luke Lindenmeyer	4	-2	0	0	0	0	-2	-0.5
Team	4	-3	0	0	0	0	-3	-0.8
<b>Total</b>	<b>4</b>	<b>939</b>	<b>498</b>	<b>19</b>	<b>164</b>	<b>15</b>	<b>1635</b>	<b>408.8</b>
<b>Opponents</b>	<b>4</b>	<b>185</b>	<b>1007</b>	<b>51</b>	<b>95</b>	<b>18</b>	<b>1356</b>	<b>339.0</b>

### Total Offense

Player	g	plays	rush	pass	total	avg/g
Heinrich Haarberg	4	89	272	278	550	137.5
Jeff Sims	3	64	156	220	376	125.3
Anthony Grant	3	38	208	0	208	69.3
Gabe Ervin Jr.	3	38	196	0	196	65.3
Rahmir Johnson	3	12	65	0	65	21.7
Trevin Luben	1	1	18	0	18	18.0
Timmy Bleekrode	1	1	10	0	10	10.0
Billy Kemp	4	1	9	0	9	2.3
Jaylen Lloyd	2	1	9	0	9	4.5
Emmett Johnson	4	2	6	0	6	1.5
Luke Lindenmeyer	4	1	-2	0	-2	-0.5
Tommi Hill	4	1	-5	0	-5	-1.3
Team	4	0	-3	0	-3	-0.8
<b>Total</b>	<b>4</b>	<b>253</b>	<b>939</b>	<b>498</b>	<b>1437</b>	<b>359.3</b>
<b>Opponents</b>	<b>4</b>	<b>267</b>	<b>185</b>	<b>1007</b>	<b>1192</b>	<b>298.0</b>

### Punting

Player	no.	yds	avg	lg	tb	fc	i20	50+	blk
Brian Buschini	19	812	42.7	60	0	3	9	2	0
<b>Total</b>	<b>19</b>	<b>812</b>	<b>42.7</b>	<b>60</b>	<b>0</b>	<b>3</b>	<b>9</b>	<b>2</b>	<b>0</b>
<b>Opponents</b>	<b>24</b>	<b>997</b>	<b>41.5</b>	<b>54</b>	<b>2</b>	<b>9</b>	<b>9</b>	<b>7</b>	<b>0</b>

### Kickoffs

Player	no.	yds	avg	tb	ob	retn	net	ydln
Tristan Alvano	10	610	61.0	4	2			
Brian Buschini	6	375	62.5	3	0			
<b>Total</b>	<b>16</b>	<b>985</b>	<b>61.6</b>	<b>7</b>	<b>2</b>	<b>6</b>	<b>40.9</b>	<b>24</b>
<b>Opponents</b>	<b>16</b>	<b>1023</b>	<b>63.9</b>	<b>9</b>	<b>0</b>	<b>7</b>	<b>39.6</b>	<b>25</b>





# INDIVIDUAL OFFENSE GAME BY GAME

## RUSHING/RECEIVING

### Rushing

Player	No-Yds/TD	MINN	CU	NIU	LATech
Heinrich Haarberg	42-272/2	-	2-17/0	21-98/1	19-157/1
Anthony Grant	38-208/2	9-27/0	DNP	7-46/1	22-135/1
Gabe Ervin Jr.	38-196/1	7-55/0	17-74/0	14-67/1	DNP
Jeff Sims	30-156/1	19-91/0	10-67/1	DNP	1--2/0
Rahmir Johnson	12-65/0	1--1/0	11-66/0	-	DNP
Emmett Johnson	2-6/0	-	-	-	2-6/0
Trevin Luben	1-18/0	DNP	DNP	1-18/0	DNP
Timmy Bleekrode	1-10/0	DNP	DNP	DNP	1-10/0
Billy Kemp	1-9/1	-	-	-	1-9/1
Jaylen Lloyd	1-9/0	1-9/0	DNP	DNP	-
Luke Lindenmeyer	1--2/0	-	1--2/0	-	-
Tommi Hill	1--5/0	-	-	1--5/0	-

### Receiving

Player	No-Yds/TD	MINN	CU	NIU	LATech
Billy Kemp	13-132/1	-	5-57/0	3-13/1	5-62/0
Thomas Fidone II	7-84/3	-	2-13/1	4-42/1	1-29/1
Marcus Washington	6-81/0	3-31/0	1-13/0	2-37/0	-
Alex Bullock	5-103/1	3-56/1	-	1-33/0	1-14/0
Nate Boerkircher	3-37/0	1-4/0	2-33/0	-	-
Rahmir Johnson	3-9/0	2-6/0	1-3/0	-	DNP
Gabe Ervin Jr.	2-20/0	-	-	2-20/0	DNP
Anthony Grant	2-11/0	-	DNP	1-9/0	1-2/0
Heinrich Haarberg	1-10/0	1-10/0	-	-	-
Isaiah Garcia-Castaneda	1-7/0	1-7/0	DNP	DNP	DNP
Josh Fleeks	1-4/0	DNP	-	1-4/0	DNP

## PASSING

#7 Jeff Sims	Comp	Att	Int	Pct	Yards	TD	Long	Sacked	Effic.
Minnesota	11	19	3	57.9	114	1	34	3-26	94.1
Colorado	9	15	1	60.0	106	0	21	2-14	106.0
<b>Totals</b>	<b>20</b>	<b>34</b>	<b>4</b>	<b>58.8</b>	<b>220</b>	<b>1</b>	<b>34</b>	<b>5-40</b>	<b>99.4</b>

#10 Heinrich Haarberg	Comp	Att	Int	Pct	Yards	TD	Long	Sacked	Effic.
Colorado	2	6	0	33.3	13	1	9	0-0	106.5
NIU	14	24	0	58.3	158	2	33	1-7	141.1
Louisiana Tech	8	17	0	47.1	107	1	29	3-24	119.3
<b>Totals</b>	<b>24</b>	<b>47</b>	<b>0</b>	<b>51.1</b>	<b>278</b>	<b>4</b>	<b>33</b>	<b>4-31</b>	<b>128.8</b>

#12 Chubba Purdy	Comp	Att	Int	Pct	Yards	TD	Long	Sacked	Effic.
Colorado	0	1	0	0.0	0	0	0	0-0	0.0
Louisiana Tech	0	1	0	0.0	0	0	0	0-0	0.0
<b>Totals</b>	<b>0</b>	<b>2</b>	<b>0</b>	<b>0.0</b>	<b>0</b>	<b>0</b>	<b>0</b>	<b>0-0</b>	<b>0.0</b>

## SPECIAL TEAMS RETURNS

### Punt Returns

Player	No-Yds	MINN	CU	NIU	LATech
Billy Kemp	5-19	2-8	-	2-3	1-8

### Kick Returns

Player	No-Yds	MINN	CU	NIU	LATech
Rahmir Johnson	3-102	1-63	1-23	1-16	DNP
Tommi Hill	1-25	-	-	-	1-25
Alex Bullock	1-22	-	-	-	1-22
Emmett Johnson	1-15	1-15	-	-	-
Barret Liebentritt	1-0	-	-	1-0	DNP

## INDIVIDUAL DEFENSE GAME BY GAME

### TOTAL TACKLES

Player	S-A	Total	MINN	CU	NIU	LATech
Isaac Gifford	14-9	23	3-2	8-0	1-2	2-5
Omar Brown	18-4	22	5-2	5-0	1-1	7-1
John Bullock	12-10	22	3-3	4-1	2-1	3-5
DeShon Singleton	8-11	19	2-5	3-0	0-2	3-4
Quinton Newsome	10-7	17	1-5	4-0	2-1	3-1
Malcolm Hartzog	11-5	16	3-1	5-1	2-2	1-1
Luke Reimer	10-4	14	4-1	4-1	1-1	1-1
Javin Wright	6-8	14	3-1	0-1	1-3	2-3
Nash Hutmacher	4-8	12	1-3	-	3-3	0-2
Nick Henrich	6-4	10	DNP	3-0	1-1	2-3
Mikai Gbayor	7-1	8	1-0	5-1	1-0	-
Blaise Gunnerson	3-5	8	2-2	-	-	1-3
Phalen Sanford	5-2	7	0-1	1-0	2-1	2-0
Ty Robinson	3-4	7	-	2-0	0-2	1-2
Cameron Lenhardt	5-1	6	2-1	3-0	-	DNP
MJ Sherman	4-1	5	2-1	1-0	1-0	-
Tommi Hill	3-2	5	2-1	1-0	0-1	-
Princewill Umanmielen	2-2	4	1-0	1-0	0-2	-
AJ Rollins	1-3	4	DNP	DNP	1-3	-
Jimari Butler	3-0	3	DNP	2-0	1-0	-
Tamon Lynum	3-0	3	-	1-0	1-0	1-0
Chief Borders	2-1	3	-	-	1-1	1-0
Elijah Jeudy	1-2	3	-	1-0	-	0-2
Dwight Bootle II	0-2	2	-	-	0-2	DNP
Jeff Sims	1-0	1	-	1-0	DNP	-
Koby Bretz	1-0	1	DNP	1-0	-	-
Derek Branch	1-0	1	DNP	DNP	1-0	DNP
Nate Boerkircher	1-0	1	1-0	-	-	-
Kai Wallin	1-0	1	-	1-0	-	-
Ethan Nation	0-1	1	DNP	DNP	0-1	DNP
Garrett Snodgrass	0-1	1	0-1	-	-	-
Justin Evans-Jenkins	0-1	1	-	-	-	0-1
Riley Van Poppel	0-1	1	DNP	0-1	-	-

### INTERCEPTION/FUMBLE RETURNS

#### Interceptions Returns

Player	No-Yds	MINN	CU	NIU	LATech
Javin Wright	1-12	-	-	1-12	-
Isaac Gifford	1-3	-	-	-	1-3
Omar Brown	1-0	1-0	-	-	-

#### Fumble Returns

Player	No-Yds	MINN	CU	NIU	LATech
Sua Lefotu	1-0	DNP	1-0	DNP	DNP

## INDIVIDUAL DEFENSE GAME BY GAME

### SACKS

Player	UA-A	Total	MINN	CU	NIU	LATech
Luke Reimer	2-1	2.5	1-3	1.5-14	-	-
Nick Henrich	2-0	2	DNP	2-15	-	-
Jimari Butler	2-0	2	DNP	1-10	1-9	-
Cameron Lenhardt	2-0	2	-	2-9	-	DNP
Nash Hutmacher	1-1	1.5	1-8	-	0.5-5	-
Tamon Lynam	1-0	1	-	1-12	-	-
MJ Sherman	1-0	1	-	-	1-9	-
Blaise Gunnerson	1-0	1	1-1	-	-	-
Ty Robinson	0-1	0.5	-	-	0.5-4	-
Riley Van Poppel	0-1	0.5	DNP	0.5-5	-	-

### TACKLES FOR LOSS

Player	UA-A	Total	MINN	CU	NIU	LATech
Nash Hutmacher	3-1	3.5	1.0-8	-	2.5-8	-
Luke Reimer	2-1	2.5	1.0-3	1.5-14	-	-
DeShon Singleton	2-1	2.5	-	1.0-2	-	1.5-1
Nick Henrich	2-0	2.0	DNP	2.0-15	-	-
Jimari Butler	2-0	2.0	DNP	1.0-10	1.0-9	-
Cameron Lenhardt	2-0	2.0	-	2.0-9	-	DNP
Isaac Gifford	1-1	1.5	1.0-5	-	-	0.5-1
Malcolm Hartzog	1-1	1.5	1.0-2	-	-	0.5-1
Quinton Newsome	1-0	1.0	-	-	-	1.0-3
Omar Brown	1-0	1.0	-	1.0-1	-	-
Tamon Lynam	1-0	1.0	-	1.0-12	-	-
Mikai Gbayor	1-0	1.0	-	1.0-3	-	-
MJ Sherman	1-0	1.0	-	-	1.0-9	-
Blaise Gunnerson	1-0	1.0	1.0-1	-	-	-
John Bullock	0-1	0.5	-	-	-	0.5-1
Ty Robinson	0-1	0.5	-	-	0.5-4	-
Riley Van Poppel	0-1	0.5	DNP	0.5-5	-	-

### FUMBLES

Player	No-Lost	MINN	CU	NIU	LATech
Heinrich Haarberg	3-0	-	-	1-0	2-0
Jeff Sims	2-2	-	2-2	DNP	-
Gabe Ervin Jr.	1-1	-	1-1	-	DNP
Anthony Grant	1-1	1-1	DNP	-	-
Tommi Hill	1-0	-	-	-	1-0
Luke Lindenmeyer	1-0	-	1-0	-	-

#### Fumbles Forced

Player	Number	MINN	CU	NIU	LATech
Omar Brown	1	-	-	-	1
Tamon Lynam	1	-	1	-	-
Phalen Sanford	1	-	-	-	1

#### Fumbles Recovered

Player	Number	MINN	CU	NIU	LATech
Sua Lefotu	1	DNP	1	DNP	DNP



## TEAM GAME BY GAME

Date	Opponent	Rushing				Receiving				Passing				Kick Returns				Punt Returns				tot off		
		no.	yds	td	lg	no.	yds	td	lg	cmp	att	int	yds	td	lg	no.	yds	td	lg	no.	yds		td	lg
08/31/2023	at Minnesota	37	181	0	27	11	114	1	34	11	19	3	114	1	34	2	78	0	63	2	8	0	5	295
09/09/2023	at Colorado	41	222	1	57	11	119	1	21	11	22	1	119	1	21	1	23	0	23	0	0	0	0	341
09/16/2023	NIU	44	224	3	20	14	158	2	33	14	24	0	158	2	33	2	16	0	16	2	3	0	4	382
09/23/2023	Louisiana Tech	48	312	3	72	8	107	1	29	8	18	0	107	1	29	2	47	0	25	1	8	0	8	419
<b>Nebraska</b>		<b>170</b>	<b>939</b>	<b>7</b>	<b>72</b>	<b>44</b>	<b>498</b>	<b>5</b>	<b>34</b>	<b>44</b>	<b>83</b>	<b>4</b>	<b>498</b>	<b>5</b>	<b>34</b>	<b>7</b>	<b>164</b>	<b>0</b>	<b>63</b>	<b>5</b>	<b>19</b>	<b>0</b>	<b>8</b>	<b>1437</b>
<b>Opponents</b>		<b>101</b>	<b>185</b>	<b>3</b>	<b>34</b>	<b>100</b>	<b>1007</b>	<b>5</b>	<b>41</b>	<b>100</b>	<b>166</b>	<b>3</b>	<b>1007</b>	<b>5</b>	<b>41</b>	<b>6</b>	<b>95</b>	<b>0</b>	<b>19</b>	<b>9</b>	<b>51</b>	<b>0</b>	<b>12</b>	<b>1192</b>

### Nebraska Averages

Games	Avg/ rush	Avg/ catch	Pass effic	KR avg	PR avg	All purpose avg/game	Total offense avg/game
4	5.5	11.3	113.7	23.4	3.8	408.8	359.3

Date	Opponent	Tackles				Sacks no-yds	Fumble ff fr-yds	Pass Defense			blkd kick	PAT attempts			off			
		ua	a	total	tfl-yds			int-yds	qbh	brup		kick	rush	rcv	saf	t/o	pts	
08/31/2023	at Minnesota	36	30	66	5.0-19	3-12	0	0-0	1-0	3	4	0	1-1	0	0	0	3	10
09/09/2023	at Colorado	57	6	63	11.0-71	8-65	1	1-0	0-0	4	2	0	2-2	0	0	0	0	14
09/16/2023	NIU	23	30	53	5.0-30	3-27	0	0-0	1-12	3	4	0	5-5	0	0	0	7	35
09/23/2023	Louisiana Tech	30	34	64	4.0-7	0-0	2	0-0	1-3	1	4	0	4-4	0	0	0	0	28
<b>Nebraska</b>		<b>146</b>	<b>100</b>	<b>246</b>	<b>25.0-127</b>	<b>14-104</b>	<b>3</b>	<b>1-0</b>	<b>3-15</b>	<b>11</b>	<b>14</b>	<b>0</b>	<b>12-12</b>	<b>0</b>	<b>0</b>	<b>0</b>	<b>10</b>	<b>87</b>
<b>Opponents</b>		<b>149</b>	<b>100</b>	<b>249</b>	<b>24.0-111</b>	<b>9-71</b>	<b>4</b>	<b>5-5</b>	<b>4-18</b>	<b>11</b>	<b>13</b>	<b>0</b>	<b>6-6</b>	<b>0</b>	<b>1</b>	<b>0</b>	<b>26</b>	<b>74</b>

Date	Opponent	Punting										Field Goals			Kickoffs			
		no.	yds	avg	long	blkd	tb	fc	50+	i20	md-att	long	blkd	no.	yds	avg	tb	ob
08/31/2023	at Minnesota	3	143	47.7	60	0	0	0	1	3	1-1	27	0	3	187	62.3	0	0
09/09/2023	at Colorado	4	140	35.0	46	0	0	0	0	0	0-1	0	0	2	130	65.0	2	0
09/16/2023	NIU	6	257	42.8	48	0	0	3	0	1	0-0	0	0	6	371	61.8	3	1
09/23/2023	Louisiana Tech	6	272	45.3	58	0	0	0	1	5	0-1	0	0	5	297	59.4	2	1
<b>Nebraska</b>		<b>19</b>	<b>812</b>	<b>42.7</b>	<b>60</b>	<b>0</b>	<b>0</b>	<b>3</b>	<b>2</b>	<b>9</b>	<b>1-3</b>	<b>27</b>	<b>0</b>	<b>16</b>	<b>985</b>	<b>61.6</b>	<b>7</b>	<b>2</b>
<b>Opponents</b>		<b>24</b>	<b>997</b>	<b>41.5</b>	<b>54</b>	<b>0</b>	<b>2</b>	<b>9</b>	<b>7</b>	<b>9</b>	<b>6-7</b>	<b>47</b>	<b>0</b>	<b>16</b>	<b>1023</b>	<b>63.9</b>	<b>9</b>	<b>0</b>

## OPPONENT GAME BY GAME

Date	Opponent	Rushing				Receiving				Passing				Kick Returns				Punt Returns				tot off
		no.	yds	td	lg	no.	yds	td	lg	cmp	att	int	yds	td	lg	no.	yds	td	lg	no.	yds	
08/31/2023	at Minnesota	25	55	0	11	24	196	1	20	24-44-1	196	1	20	3	49	0	19	1	10	0	10	251
09/09/2023	at Colorado	33	58	2	34	32	396	2	41	32-44-0	396	2	41	0	0	0	0	2	11	0	12	454
09/16/2023	NIU	22	26	0	7	17	123	1	18	17-36-1	123	1	18	1	13	0	13	1	-2	0	0	149
09/23/2023	Louisiana Tech	21	46	1	14	27	292	1	35	27-42-1	292	1	35	2	33	0	17	5	32	0	9	338
<b>Opponents</b>		<b>101</b>	<b>185</b>	<b>3</b>	<b>34</b>	<b>100</b>	<b>1007</b>	<b>5</b>	<b>41</b>	<b>100-166-3</b>	<b>1007</b>	<b>5</b>	<b>41</b>	<b>6</b>	<b>95</b>	<b>0</b>	<b>19</b>	<b>9</b>	<b>51</b>	<b>0</b>	<b>12</b>	<b>1192</b>
<b>Nebraska</b>		<b>170</b>	<b>939</b>	<b>7</b>	<b>72</b>	<b>44</b>	<b>498</b>	<b>5</b>	<b>34</b>	<b>44-83-4</b>	<b>498</b>	<b>5</b>	<b>34</b>	<b>7</b>	<b>164</b>	<b>0</b>	<b>63</b>	<b>5</b>	<b>19</b>	<b>0</b>	<b>8</b>	<b>1437</b>

### Opponents Averages

Games	Avg/ rush	Avg/ catch	Pass effic	KR avg	PR avg	All purpose avg/game	Total offense avg/game
4	1.8	10.1	117.5	15.8	5.7	339.0	298.0

Date	Opponent	Tackles			Sacks	Fumble	Pass Defense			blkd	PAT attempts			off				
		ua	a	total	tfl-yds	no-yds	ff	fr-yds	int-yds	qbh	brup	kick	kick	rush	rcv	saf	t/o	pts
08/31/2023	at Minnesota	39	20	59	5.0-28	3-26	1	1-0	3-14	5	3	0	1-1	0	0	0	10	13
09/09/2023	at Colorado	39	12	51	6.0-31	2-14	0	3-5	1-4	3	3	0	3-3	0	0	0	16	36
09/16/2023	NIU	34	44	78	4.0-20	1-7	1	1-0	0-0	1	4	0	0-0	0	1	0	0	11
09/23/2023	Louisiana Tech	37	24	61	9.0-32	3-24	2	0-0	0-0	2	3	0	2-2	0	0	0	0	14
<b>Opponents</b>		<b>149</b>	<b>100</b>	<b>249</b>	<b>24.0-111</b>	<b>9-71</b>	<b>4</b>	<b>5-5</b>	<b>4-18</b>	<b>11</b>	<b>13</b>	<b>0</b>	<b>6-6</b>	<b>0</b>	<b>1</b>	<b>0</b>	<b>26</b>	<b>74</b>
<b>Nebraska</b>		<b>146</b>	<b>100</b>	<b>246</b>	<b>25.0-127</b>	<b>14-104</b>	<b>3</b>	<b>1-0</b>	<b>3-15</b>	<b>11</b>	<b>14</b>	<b>0</b>	<b>12-12</b>	<b>0</b>	<b>0</b>	<b>0</b>	<b>10</b>	<b>87</b>

Date	Opponent	Punting							Field Goals			Kickoffs						
		no.	yds	avg	long	blkd	tb	fc	50+	i20	md-att	long	blkd	no.	yds	avg	tb	ob
08/31/2023	at Minnesota	4	180	45.0	52	0	0	1	1	1	2-3	47	0	3	190	63.3	1	0
09/09/2023	at Colorado	4	153	38.3	43	0	1	2	0	2	3-3	32	0	7	466	66.6	6	0
09/16/2023	NIU	9	368	40.9	54	0	1	3	4	3	1-1	30	0	3	175	58.3	1	0
09/23/2023	Louisiana Tech	7	296	42.3	51	0	0	3	2	3	0-0	0	0	3	192	64.0	1	0
<b>Opponents</b>		<b>24</b>	<b>997</b>	<b>41.5</b>	<b>54</b>	<b>0</b>	<b>2</b>	<b>9</b>	<b>7</b>	<b>9</b>	<b>6-7</b>	<b>47</b>	<b>0</b>	<b>16</b>	<b>1023</b>	<b>63.9</b>	<b>9</b>	<b>0</b>
<b>Nebraska</b>		<b>19</b>	<b>812</b>	<b>42.7</b>	<b>60</b>	<b>0</b>	<b>0</b>	<b>3</b>	<b>2</b>	<b>9</b>	<b>1-3</b>	<b>27</b>	<b>0</b>	<b>16</b>	<b>985</b>	<b>61.6</b>	<b>7</b>	<b>2</b>



## TEAM COMPARISON

Opponent	Score	First Downs				Rushing Number-Yards	Passing		Total Offense Plays-Yards	Return Yards	Turn- Overs
		Total	Rush	Pass	Pen		Comp-Att.-Int	Yards			
Minnesota	10-13	18 / 20	11 / 5	6 / 13	1 / 2	37-181 / 25-55	11-19-3 / 24-44-1	114 / 196	56-295 / 69-251	86 / 73	4 / 1
Colorado	14-36	15 / 23	10 / 4	5 / 16	0 / 3	41-222 / 33-58	11-22-1 / 32-44-0	119 / 396	63-341 / 77-454	23 / 20	4 / 1
NIU	35-11	23 / 12	14 / 3	9 / 7	0 / 2	44-224 / 22-26	14-24-0 / 17-36-1	158 / 123	68-382 / 58-149	31 / 11	1 / 1
Louisiana Tech	28-14	20 / 17	12 / 6	5 / 10	3 / 1	48-312 / 21-46	8-18-0 / 27-42-1	107 / 292	66-419 / 63-338	58 / 65	0 / 1
<b>Totals</b>	<b>87-74</b>	<b>76 / 72</b>	<b>47 / 18</b>	<b>25 / 46</b>	<b>4 / 8</b>	<b>170-939 / 101-185</b>	<b>44-83-4 / 100-166-3</b>	<b>498 / 1007</b>	<b>253-1437 / 267-1192</b>	<b>198 / 169</b>	<b>9 / 4</b>

Opponents	3rd Down Conversion	4th Down Conversion	Time of Possession	TOP Margin	Avg Yds/Rush	Avg Yds/Pass	Avg Yds/Play	Punting Number-Avg	Penalties Number-Yards	Sacks
Minnesota	5-11 / 8-17	0-0 / 2-2	29:18 / 30:42	-01:24	4.9 / 2.2	6.0 / 4.5	5.3 / 3.6	3-47.7 / 4-45.0	7-55.0 / 3-25.0	3 / 3
Colorado	4-13 / 9-18	0-2 / 0-1	29:41 / 30:19	-00:38	5.4 / 1.8	5.4 / 9.0	5.4 / 5.9	4-35.0 / 4-38.3	6-40.0 / 9-80.0	8 / 2
NIU	8-14 / 4-15	0-0 / 1-1	36:17 / 23:43	12:34	5.1 / 1.2	6.6 / 3.4	5.6 / 2.6	6-42.8 / 9-40.9	5-70.0 / 2-10.0	3 / 1
Louisiana Tech	3-11 / 3-12	2-2 / 0-1	31:58 / 28:02	03:56	6.5 / 2.2	5.9 / 7.0	6.3 / 5.4	6-45.3 / 7-42.3	6-55.0 / 14-110.0	0 / 3
<b>Totals</b>	<b>20-49 / 24-62</b>	<b>2-4 / 3-5</b>	<b>127:14 / 112:46</b>	<b>14:28</b>	<b>5.5 / 1.8</b>	<b>6.0 / 6.1</b>	<b>5.7 / 4.5</b>	<b>19-42.7 / 24-41.5</b>	<b>24-220.0 / 28-225.0</b>	<b>14 / 9</b>

Note: Game totals are displayed in the format TEAM/OPPONENT for each category

## NEBRASKA RED ZONE CHART

### Nebraska Inside Opponent Red-Zone

Date	Opponent	Score	Times In RZ	Times Scored	Total Pts	Rush Pass FGs				Failed to score inside RZ					
						TDs	TDs	TDs	Made	FGA	Down	Int	Fumb	Half	Game
08/31/2023	at Minnesota	L 10-13	2	1	3	0	0	0	1	1	0	1	0	0	0
09/09/2023	at Colorado	L 14-36	1	1	7	1	0	1	0	0	0	0	0	0	0
09/16/2023	NIU	W 35-11	5	5	35	5	3	2	0	0	0	0	0	0	0
09/23/2023	Louisiana Tech	W 28-14	2	2	14	2	2	0	0	0	0	0	0	0	0
<b>Totals 9 of 10 (90.0%)</b>			<b>10</b>	<b>9</b>	<b>59</b>	<b>8</b>	<b>5</b>	<b>3</b>	<b>1</b>	<b>1</b>	<b>0</b>	<b>1</b>	<b>0</b>	<b>0</b>	<b>0</b>

### Opponents Inside Nebraska Red-Zone

Date	Opponent	Score	Times In RZ	Times Scored	Total Pts	Rush Pass FGs				Failed to score inside RZ					
						TDs	TDs	TDs	Made	FGA	Down	Int	Fumb	Half	Game
08/31/2023	Minnesota	L 10-13	2	2	10	1	0	1	1	1	0	0	0	0	0
09/09/2023	Colorado	L 14-36	6	6	29	3	2	1	3	3	0	0	0	0	0
09/16/2023	NIU	W 35-11	2	2	11	1	0	1	1	1	0	0	0	0	0
09/23/2023	Louisiana Tech	W 28-14	2	2	14	2	1	1	0	0	0	0	0	0	0
<b>Totals 12 of 12 (100.0%)</b>			<b>12</b>	<b>12</b>	<b>64</b>	<b>7</b>	<b>3</b>	<b>4</b>	<b>5</b>	<b>5</b>	<b>0</b>	<b>0</b>	<b>0</b>	<b>0</b>	<b>0</b>

# NEBRASKA & OPPONENT LONG PLAYS & DRIVE INFORMATION

## LONG SEASON PLAYS (20 OR MORE YARDS)

	[-----NEBRASKA-----]				[-----OPPONENT-----]			
	RUSH	PASS	RET	TOT	RUSH	PASS	RET	TOT
Minnesota	2	1	1	4	0	2	0	2
Colorado	3	1	1	5	1	5	0	6
Northern Illinois	1	3	0	4	0	0	0	0
Louisiana Tech	4	2	2	8	0	4	0	4
<b>TOTALS</b>	<b>10</b>	<b>7</b>	<b>4</b>	<b>21</b>	<b>1</b>	<b>11</b>	<b>0</b>	<b>12</b>

## OPPONENT LONG PLAYS (12: 1 RUNS; 11 PASSES; 0 RETURNS)

YDS	OPPONENT	PLAY	RESULT
41	Colorado	Pass (Sanders-Weaver)	1st-10
40	Colorado	Pass (Sanders-Hunter)	1st-10
39	Colorado	Pass (Sanders-Weaver)	1st-10
35	Louisiana Tech	Pass (Turner-Harris)	1st-10
34	Colorado	Rush (Edwards)	1st-10
30	Colorado	Pass (Sanders-Dawson)	Touchdown
28	Louisiana Tech	Pass (Turner-Allen)	1st-10
24	Louisiana Tech	Pass (Turner-Allen)	1st-10
22	Colorado	Pass (Sanders-Hunter)	1st-10
20	Minnesota	Pass (Kaliakmanis-Crooms)	1st-10
20	Minnesota	Pass (Kaliakmanis-Crooms)	1st-10
20	Louisiana Tech	Pass (Turner-Allen)	Touchdown

## LONG DRIVE SUPERLATIVES

	NEBRASKA	OPPONENT
Most Yards (Result)	85 vs. La. Tech (TD)	87 vs. La Tech (TD)
Most Plays (Result)	14 No. Illinois (TD)	13 at Minnesota (FG)
Most Time (Result)	7:37 at Minnesota (FG)	7:41 at Minnesota (FG)

## NEBRASKA LONG PLAYS (21; 10 RUNS; 7 PASSES; 4 RETURNS)

YDS	OPPONENT	PLAY	RESULT
72	Louisiana Tech	Rush (Haarberg)	Touchdown
63	Minnesota	KOR (Johnson)	1st-10
57	Colorado	Rush (Sims)	Touchdown
44	Colorado	Rush (Johnson)	1st-10
43	Louisiana Tech	Rush (Haarberg)	1st-10
34	Minnesota	Pass (Sims-A. Bullock)	Touchdown
34	Louisiana Tech	Rush (Grant)	1st-10
33	Northern Illinois	Pass (Haarberg-A. Bullock)	1st-10
32	Louisiana Tech	Rush (Haarberg)	1st-10
29	Louisiana Tech	Pass (Haarberg-Fidone)	Touchdown
27	Minnesota	Rush (Ervin)	1st-10
26	Colorado	Rush (Ervin)	1st Down
26	Northern Illinois	Pass (Haarberg-Washington)	1st-10
26	Minnesota	Rush (Simms)	1st-10
25	Louisiana Tech	KOR (Hill)	1st-10
23	Colorado	KOR (Johnson)	1st-10
22	Louisiana Tech	Pass (Haarberg-Kemp)	1st-10
22	Louisiana Tech	KOR (A. Bullock)	1st-10
21	Colorado	Pass (Sims-Kemp)	1st Down
20	Northern Illinois	Pass (Haarberg-Fidone)	1st-10
20	Northern Illinois	Rush (Haarberg)	Touchdown

## GAME-OPENING DRIVES

OPPONENT	[-----NEBRASKA-----]			[-----OPPONENT-----]		
	PTS.	1ST DWN	YDS	PTS.	1ST DWN	YDS
Minnesota	0	2	32	0	2	28
at Colorado	0	2	38	0	3	30
Northern Illinois	7	3	55	0	0	5
Louisiana Tech	0	1	17	0	1	14

## SECOND-HALF OPENING DRIVES

OPPONENT	[-----NEBRASKA-----]			[-----OPPONENT-----]		
	PTS.	1ST DWN	YDS	PTS.	1ST DWN	YDS
Minnesota	7	1	35	0	0	4
at Colorado	7	2	66	0	1	41
Northern Illinois	0	0	-4	0	0	2
Louisiana Tech	7	3	85	0	3	47



# NEBRASKA & OPPONENT SCORING DRIVES, MISCELLANEOUS STATS

## SCORING DRIVES

GAME	SCORING DRIVES		[----TIME----]		[---PLAYS---		5 OR LESS	1 OR 0
	TOT	AVG.	TOT	AVG.	TOT	AVG.		
at Minnesota	2	8:34	4:17	15	7.50		1	0
at Colorado	2	4:02	2:01	10	5.00		1	0
Northern Illinois	5	18:04	3:36	38	7.60		2	0
Louisiana Tech	4	11:46	2:56	24	6.00		2	0
<b>TOTALS</b>	<b>13</b>	<b>42:26</b>	<b>3:15</b>	<b>87</b>	<b>6.7</b>		<b>6</b>	<b>0</b>
<b>OPPONENTS</b>	<b>14</b>	<b>41:12</b>	<b>2:56</b>	<b>104</b>	<b>7.4</b>		<b>3</b>	<b>1</b>

## NEBRASKA POINTS OFF TURNOVERS

GAME	TOs GAINED	TD	FG-FGA	PTS.	(NU FUM./LOST, INT)
at Minnesota	1 (0/0 F/L, 1 INT)	0	1-1	3	4 (2/1 F/L, 3 INT)
Colorado	1 (1/1 F/L, 0 INT)	1	0-0	7	4 (4/3 F/L, 1 INT)
Northern Illinois	1 (1/0 F/L, 1 INT)	1	0-0	7	1 (1/1 F/L, 0 INT)
Louisiana Tech	1 (3/0, 1 INT)	0	0-0	0	0 (3/0 F/L, 0 INT)
<b>TOTAL</b>	<b>4 (5/1 F/L, 3 INT)</b>	<b>2</b>	<b>1-1</b>	<b>17</b>	<b>9 (10/5 F/L, 4 INT)</b>
<b>OPPONENTS</b>	<b>9 (10/5 F/L, 4 INT)</b>	<b>3</b>	<b>3-4</b>	<b>30</b>	<b>3 (5/1 F/L, 2 INT)</b>

## PENALTY NUMBERS

	NU PEN.-YDS.	OPP. PEN.-YDS
at Minnesota	7-55	3-25
at Colorado	6-40	9-80
No. Illinois	5-70	2-10
Louisiana Tech	6-55	12-100
<b>TOTALS (AVG/PENALTY)</b>	<b>24-220 (9.2)</b>	<b>26-215 (8.3)</b>
<b>AVG/GAME</b>	<b>6.0-55.0</b>	<b>6.5-53.8</b>

## STARTING FIELD POSITION\*

GAME	NU AVG. START	OPP. AVG. START	NU DIFF.
	(yards/drives/in 20/past 50)	(yards/drives/in 20/past 50)	
at Minnesota	29.8 (268/9/3/1)	25.1 (251/10/5/0)	4.7
at Colorado	24.5 (319/13/2/0)	43 (559/13/0/3)	-18.5
Northern Illinois	29.5 (383/13/4/2)	29.8 (387/13/2/1)	-0.3
Louisiana Tech	26.8 (321/12/4/1)0	20.6 (227/11/6/0)	6.2
<b>TOTAL</b>	<b>27.5 (1291/47/13/4)</b>	<b>30.3 (1424/47/13/4)</b>	<b>-2.8</b>

\*does not include drives with time of 0:00 (i.e. defensive and special teams touchdowns, end of half turnovers, overtime, etc.)

## NEBRASKA SCORING DRIVES

OPPONENT	[---DRIVE---					
	PLAYS	YDS	TIME	SCORE	QTR./TIME	PLAY
Minnesota	2	35	0:57	7-3	3rd/14:03	Bullock 34-yd pass from Sims
Minnesota	13	80	7:37	10-3	4th/12:42	Alvano 27-yd FG
Colorado	4	66	2:10	7-13	3rd/9:50	Sims 57-yd rush
Colorado	6	57	1:51	14-36	4th/0:00	Fidone 4-yd pass from Haarberg
Northern Illinois	6	55	3:17	7-0	1st/9:39	Kemp 10-yd pass from Haarberg
Northern Illinois	4	36	2:13	14-3	2nd/3:15	Fidone 16-yd pass from Haarberg
Northern Illinois	14	76	7:10	21-3	3rd/1:00	Ervin 3-yd rush
Northern Illinois	9	65	5:33	28-3	8th/8:19	Haarberg 20-yd rush
Northern Illinois	5	35	3:07	35-3	4th/3:23	Grant 11-yd rush
Louisiana Tech	9	79	4:23	7-0	2nd/11:31	Kemp 9-yd rush
Louisiana Tech	9	85	4:56	14-7	3rd/9:57	Grant 2-yd rush
Louisiana Tech	3	46	0:52	21-7	4th/14:52	Fidone 29-yd pass from Haarberg
Louisiana Tech	3	82	1:35	28-7	4th/11:13	Haarberg 72-yd rush

## OPPONENT SCORING DRIVES

OPPONENT	[---DRIVE---					
	PLAYS	YDS	TIME	SCORE	QTR./TIME	PLAY
Minnesota	13	67	7:41	3-0	2nd/12:31	Kesich 34-yd FG
Minnesota	10	53	2:21	10-10	4th/2:32	Jackson 13-yd pass from Kaliakmanis
Minnesota	6	22	0:58	13-10	4th/0:00	Kesich 47-yd FG
Colorado	4	6	1:12	3-0	2nd/4:20	Feely 31-yd FG
Colorado	1	30	0:08	10-0	2nd/2:35	Dawson 30-yd pass from Sanders
Colorado	6	50	0:49	13-0	2nd/0:00	Feely 32-yd FG
Colorado	10	75	3:01	20-7	3rd/6:49	Weaver 12-yd pass from Sanders
Colorado	8	55	3:45	23-7	3rd/1:20	Feely 30-yd FG
Colorado	9	65	4:09	29-7	4th/10:45	Dawson 8-yd rush
Colorado	6	55	3:03	36-7	4th/4:54	Sanders 6-yd rush
Northern Illinois	4	-8	2:13	3-7	1st/3:08	Seibert 30-yd FG
Northern Illinois	11	75	0:04	11-35	4th/0:04	Carter 4-yd pass from Hampton
Louisiana Tech	10	87	5:11	7-7	2nd/6:07	Fields 14-yd rush
Louisiana Tech	6	51	3:22	14-28	4th/5:17	Allen 20-yd pass from Turner





# INDIVIDUAL CAREER/SEASON SUPERLATIVES

## SEASON AND CAREER, MOST PASSING YARDS

PLAYER	2023		CAREER	
	2023	CAREER	2023	CAREER
Heinrich Haarberg	158 vs. Northern Illinois	same	33 vs. Northern Illinois (A. Bullock)	same
Chubba Purdy		181 <sup>^</sup> vs. NC State, '20		69 <sup>^</sup> vs. NC State, '20
Jeff Sims	114 at Minnesota	359 vs. Pittsburgh, '21	34* at Minnesota (A. Bullock)	77 # Georgia Tech, '21

\*-Indicates touchdown pass; #-Georgia Tech; ^ - at Florida State

## SEASON AND CAREER, LONGEST PASS

## SEASON AND CAREER, MOST RECEIVING YARDS

PLAYER	2023		CAREER	
	2023	CAREER	2023	CAREER
Alex Bullock	56 at Minnesota	same	34 * at Minnesota (Sims)	same
Nate Boerkircher	33 at Colorado	same	17 at Colorado (Sims)	19 vs. North Dakota, '22 (Thompson)
Isaiah Garcia-Castaneda	7 at Minnesota	120 at Northwestern, '22	6 at Minnesota (Sims)	75-& at New Mexico, 21
Gabe Ervin Jr.	20 vs. Northern Illinois	same	12 vs. Northern Illinois (Haarberg)	same
Thomas Fidone III	42 vs. Northern Illinois	same	29 * vs. La Tech (Haarberg)	same
Josh Fleeks	4 vs. Northern Illinois	126# at Oklahoma State, '19	4 vs. Northern Illinois (Haarberg)	64 # at Oklahoma State, '19
Anthony Grant	9 vs. Northern Illinois	34 at Rutgers '22	9 vs. Northern Illinois (Haarberg)	16 vs. Illinois, '22 (Thompson)
Heinrich Haarberg	10 at Minnesota	same	6 at Minnesota (Sims)	same
Billy Kemp IV	62 vs. Louisiana Tech	106 ! at North Carolina, '21	22 vs. Louisiana Tech (Haarberg)	32-! at North Carolina, '21
Rahmir Johnson	6 at Minnesota	105 Michigan, '21	6 at Minnesota (Sims)	43 Michigan, '21 (Martinez)
Marcus Washington	37 vs. Northern Illinois	123 vs. Ga. Southern, '22	26 vs. Northern Illinois (Haarberg)	58-@ vs. Oklahoma State 2021

\*-Indicates touchdown scored; &-at New Mexico State; @-Texas; !-at Virginia; #-at Baylor; % - Nebraska School Record

## SEASON AND CAREER, LONGEST CATCH

## SEASON AND CAREER, MOST RUSHING YARDS

PLAYER	2023		CAREER	
	2023	CAREER	2023	CAREER
Timmy Bleekrode	10 vs. Louisiana Tech	same	10 vs. Louisiana Tech	same
Gabe Ervin Jr.	74 at Colorado	same	27 at Minnesota	same
Anthony Grant	135 vs. Louisiana Tech	189 vs. North Dakota '22	34 vs. Louisiana Tech	46** at NW; vs. No. Dakota, '22
Isaiah Garcia-Castaneda		6 vs. Kentucky, '21		6 & vs. Kentucky, '21
Heinrich Haarberg	157 vs. Louisiana Tech	same	72 * vs. Louisiana Tech	same
Tommi Hill	-5 vs. Northern Illinois	same	-5 vs. Northern Illinois	same
Billy Kemp IV	9* vs. Louisiana Tech	23 @ vs. Wake Forest, '20	9 * vs. Louisiana Tech	9 3x, last vs. Louisiana Tech
Emmett Johnson	6 vs. Louisiana Tech	same	3 vs. Louisiana Tech	
Rahmir Johnson	66 at Colorado	83 at Minnesota, '2	44 at Colorado	same
Luke Lindenmeyer	-2 at Colorado	same	-1 at Colorado	same
Jalen Lloyd	9 at Minnesota	same	9 at Minnesota	same
Trevin Lubin	18 vs. Northern Illinois	same	18 vs. Northern Illinois	same
Chubba Purdy		54 <sup>^</sup> vs. NC State, '20		21 <sup>^</sup> vs. NC State, '20
Jeff Sims	91 at Minnesota	128 # North Carolina, '21	*57 at Colorado	same

\*-Indicates touchdown scored; ^-Florida State; #-Georgia Tech; &-New Mexico State @-Virginia

## SEASON AND CAREER, LONGEST RUN

## SEASON AND CAREER, MOST TACKLES, TFLS AND SACKS

PLAYER	TACKLES (2023)		CAREER		SACKS (2023)		CAREER	
	TACKLES (2023)	CAREER	TFL (2023)	CAREER	SACKS (2023)	CAREER	TACKLES (2023)	CAREER
Chief Borders	2 vs. No. Illinois	same		none				none
Dwight Bootle	2 vs. No. Illinois	same		none				none
Derek Branch	1 vs. No. Illinois	same		none				none
Kody Bretz	1 at Colorado	same		none				none
Omar Brown	8 vs. Louisiana Tech	11 \$, at Iowa State, '19	1.0 at Colorado	1.0-\$ 10x, last at CU, '23				none
Ru'Quan Buckley	1 vs. Louisiana Tech	1 vs. Ford., '21; vs. La. Tech		none				none
Marques Buford Jr.		8 at NW; vs. Minn., '22		1.0 vs UND, Illinois '22				none
John Bullock	8 vs. Louisiana Tech	same	0.5 vs. Louisiana Tech	none				none
Jimari Butler	2 at Colorado	2 3x, last at Colorado '23	1.0 at Colo.; NIU	1.0 3x, last vs. No. Illinois	1.0 at Colo., NIU			same
Isaac Gifford	8 at Colorado	11 vs. Ga. Southern, '22	1.0 at Minnesota	2.0 vs. Indiana, '22				1.0 vs. Illinois, 2022
Blaise Gunnerson	4 at Minnesota; La Tech	same	1.0 at Minnesota	same	1.0 at Minnesota			same
Mikai Gbayor	6 at Colorado	same	1.0 at Colorado	same				none
Malcolm Hartzog	6 at Colorado	same	1.0 at Minnesota	1.0 vs. Wis, '22; at Minn., '23				none
Nick Henrich	5 vs. Louisiana Tech	15 vs. Michigan, '21	2.0 at Colorado	same	2.0 at Colorado			same
Tommi Hill	1 at Colorado; vs. NIU	8 vs. Ga. Southern, '22		none				none
Nash Hutmacher	6 vs. No. Illinois	same	2.5 vs. No. Illinois	same	1.0 at Minnesota			same
Elijah Jeudy	2 vs. Louisiana Tech	same						
Sua Lefotu		none		none				none
Cameron Lenhardt	3 at Minn.; at Colo.	same	2.0 at Colorado	same	2.0 at Colorado			same
Tamon Lynum	1 3x, last vs. La. Tech	1 4x, last vs. Louisiana Tech	1.0 at Colorado	same	1.0 at Colorado			same
Ethan Nation	1 vs. No. Illinois	same		none				none
Quinton Newsome	6 at Minnesota	10 vs. Ohio State, '21	1.0 vs. Louisiana Tech	2.5 vs. Illinois, '22				1 vs. Fordham, '21' Ill. '22
Luke Reimer	5 at Minnesota; Colorado	19 vs. Purdue, '21	1.5 at Colorado	1.5 4x, last at Colorado, '23	1.5 at Colorado			same
Ty Robinson	3 vs. Louisiana Tech	6 vs. Illinois, '22	0.5 vs. No. Illinois	1.0 6x, last vs. Minnesota, '22	0.5 vs. No. Illinois			1 3x, last vs. Minnesota, '22
A.J. Rollins	4 vs. No. Illinois	same		none				none
DeShon Singleton	7 at Minnesota; La Tech	same	1.5 vs. Louisiana Tech	same				none
Phalen Sanford	3 vs. No. Illinois	3 at Purdue, '22; vs. No. Illinois		none				none
MJ Sherman	3 at Minnesota	same	1.0 vs. No. Illinois	same	1.0 vs. No. Illinois			same
Garrett Snodgrass	1 at Minnesota	4 vs. Illinois, '20		none				none
Grant Tagge		1 at Illinois; at Wis., '21		none				none
Riley Van Poppel	1 at Colorado	same	0.5 at Colorado	same	0.5 at Colorado			same
Princewell Umanmeilen	2 vs. No. Illinois	same		none				none
Kai Wallen	1 at Colorado	same		none				none
Javin Wright	5 vs. Louisiana Tech	same		none				none

\$-at Northern Iowa; %-Arizona State; #-Georgia;



# NEBRASKA STATISTICAL HIGHS AND LOWS

NEBRASKA TOTALS	HIGHS	LOWS
Points Scored	35 vs. Northern Illinois	10 at Minnesota
First Downs	23 vs. Northern Illinois	15 at Colorado
Rushing Attempts	48 vs. Louisiana Tech	37 at Minnesota
Rushing Yards	312 vs. Louisiana Tech	181 at Minnesota
Passes Attempted	24 vs. Northern Illinois	18 vs. Louisiana Tech
Passes Completed	14 vs. Northern Illinois	8 vs. Louisiana Tech
Had Intercepted	3 at Minnesota	0 vs. Northern Illinois; vs. Louisiana Tech
Passing Yards	158 vs. Northern Illinois	107 vs. Louisiana Tech
Total Plays	68 vs. Northern Illinois	56 at Minnesota
Total Yards	419 vs. Louisiana Tech	295 at Minnesota
Possession Time	36:17 vs. Northern Illinois	29:18 at Minnesota
Fumbles	4 at Colorado	1 vs. Northern Illinois
Fumbles Lost	3 at Colorado	0 vs. Louisiana Tech
Turnovers	4 at Minnesota, at Colorado	0 vs. Louisiana Tech
Turnover Margin	+1 vs. Louisiana Tech	-3 at Minnesota, at Colorado
Penalties	7 at Minnesota; Northern Illinois	6 at Colorado; vs. Louisiana Tech
Yards Penalized	70 vs. Northern Illinois	40 at Colorado
Sacks By-Yards Lost	8.0-65 at Colorado	0-0 vs. Louisiana Tech
Team Tackles for Loss-Yards	11-71 at Colorado	4.0-7 vs. Louisiana Tech

## NEBRASKA INDIVIDUAL OFFENSIVE HIGHS

Most Rushing Attempts	22; Anthony Grant vs. Louisiana Tech
Most Net Rushing Yards	157; Heinrich Haarberg vs. Louisiana Tech
Most Rushing TDs	1; Six times
Longest TD Run	72; Heinrich Haarberg vs. Louisiana Tech
Longest Run, No TD	44; Rahmir Johnson at Colorado
Most Pass Attempts	24; Heinrich Haarberg vs. Northern Illinois
Most Completed Passes	14; Heinrich Haarberg vs. Northern Illinois
Most Passing Yards	158; Heinrich Haarberg vs. Northern Illinois
Most Passing TDs	2; Heinrich Haarberg vs. Northern Illinois
Longest TD Pass	34; Jeff Sims to Alex Bullock at Minnesota
Longest Pass, No TD	33; Heinrich Haarberg to Alex Bullock vs. Northern Illinois
Most Pass Receptions	5; Billy Kemp at Colorado; vs. Louisiana Tech
Most Receiving Yards	62; Billy Kemp vs. Louisiana Tech
Most TD Receptions	1; Alex Bullock at Minn.; Thomas Fidone at Colorado, vs. NIU, La Tech; Billy Kemp vs. NIU
Most Total Offense Attempts	45; Heinrich Haarberg vs. Northern Illinois (21 rush, 24 pass)
Most Total Offense Yards	264; Heinrich Haarberg vs. Louisiana Tech (157 rush, 107 passing)
Most All-Purpose Attempts	23; Anthony Grant vs. Louisiana Tech
Most All-Purpose Yards	157; Heinrich Haarberg vs. Louisiana Tech
Most Touchdowns Scored	1; 12 times

## NEBRASKA INDIVIDUAL SPECIAL TEAMS HIGHS

Most Field Goals Attempted	1; Tristan Alvano at Minnesota; at Colorado; vs. Louisiana Tech
Most Field Goals Made	1; Tristan Alvano at Minnesota
Longest Field Goal Made	27; Tristan Alvano at Minnesota
Longest Field Goal Attempted	45; Tristan Alvano at Colorado
Longest Punt Return, TD	None
Longest Punt Return, No TD	8; Billy Kemp vs. Louisiana Tech
Most Punt Return Yardage	8; Billy Kemp at Minnesota; vs. Louisiana Tech
Longest Kickoff Return, TD	None
Longest Kickoff Return, No TD	63; Rahmir Johnson at Minnesota
Longest Blocked Punt, TD	None
Longest Blocked Field Goal Return	None
Most Kickoff Return Yardage	63; Rahmir Johnson at Minnesota
Most Punts	6; Brian Buschini vs. Northern Illinois (42.8 avg); vs. Louisiana Tech (45.3 avg)
Highest Punting Average	47.7; Brian Buschini at Minnesota (3 punts)
Longest Punt	60; Brian Buschini at Minnesota
Most Blocked Field Goals	None
Most Blocked Punts	None
Most Blocked PAT	None

## NEBRASKA INDIVIDUAL DEFENSIVE HIGHS

Most Total Tackles	8; 3x, last Omar Brown (7 solo, 1 asst) and John Bullock (3 solo, 5 asst.) vs. Louisiana Tech
Most Solo Tackles	8; Isaac Gifford at Colorado
Most Tackles for Loss	2.5; Nash Hutmacher vs. Northern Illinois
Most Yards Lost	15; Nick Henrich (2.0 TFL) at Colorado
Most Quarterback Sacks	2.0; Cameron Lenhardt and Nick Henrich at Colorado
Most Yards Lost	15; Nick Henrich (2.0 sacks) at Colorado
Most Pass Breakups	2; Quinton Newsome vs. Northern Illinois
Most Interceptions	1; Omar Brown vs. Minnesota; Javin Wright vs. Northern Illinois; Isaac Gifford vs. Louisiana Tech
Longest Interception TD Return	None
Longest Interception Return, No TD	12; Javin Wright vs. Northern Illinois
Longest Fumble TD Return	None
Longest Fumble Return, No TD	0; Sua Lefotu vs. Colorado

## OPPONENT STATISTICAL HIGHS AND LOWS

OPPONENT TOTALS	HIGHS	LOWS
Points Scored	36 at Colorado	11 vs. Northern Illinois
First Downs	24 at Colorado	12 vs. Northern Illinois
Rushing Attempts	33 at Colorado	21 vs. Louisiana Tech
Rushing Yards	58 at Colorado	26 vs. Northern Illinois
Passes Attempted	44 at Minnesota; at Colorado	36 vs. Northern Illinois
Passes Completed	32 at Colorado	17 vs. Northern Illinois
Had Intercepted	1 at Minnesota; vs. Northern Illinois; vs. La. Tech	0 at Colorado
Passing Yards	396 at Colorado	123 vs. Northern Illinois
Total Plays	77 at Colorado	58 vs. Northern Illinois
Total Yards	454 at Colorado	149 vs. Northern Illinois
Possession Time	30:42 at Minnesota	23:43 vs. Northern Illinois
Fumbles	3 vs. Louisiana Tech	0 at Minnesota
Fumbles Lost	1 at Colorado	0 at Minnesota; vs. Northern Illinois; vs. Louisiana Tech
Turnovers	1 Four Times	1 at Minnesota; at Colorado
Turnover Margin	+3 at Minnesota; at Colorado	-1 vs. Louisiana Tech
Penalties	12 vs. Louisiana Tech	2 vs. Northern Illinois
Yards Penalized	100 vs. Louisiana Tech	10 vs. Northern Illinois
Sacks By-Yards Lost	3.0-26 at Minnesota; 3.0-24 vs. Louisiana Tech	1.0-7 vs. Northern Illinois
Team Tackles for Loss-Yards	9.0-32 vs. Louisiana Tech	4.0-20 vs. Northern Illinois

### OPPONENT INDIVIDUAL HIGHS

Most Yards Rushing	55; Dylan Edwards (Colorado)
Most Rushing Attempts	10; Sean Tyler (Minnesota)
Most Yards Passing	393; Shedeur Sanders (Colorado)
Most Passing Attempts	44; Athan Kaliakmanis (Minnesota)
Most Pass Completions	31; Shedeur Sanders (Colorado)
Most Pass Receptions	10; Xavier Weaver (Colorado); Smoke Harris (Louisiana Tech)
Most Yards Receiving	170; Xavier Weaver (Colorado)

### OPPONENT INDIVIDUAL LONGEST PLAYS

Rush	34; Dylan Edwards (Colorado)
Pass	41; Shedeur Sanders to Xavier Weaver (Colorado)
Field Goal	47; Dragan Kesich (Minnesota)
Punt Return	10; Quentin Redding (Minnesota)
Kickoff Return	19; Quentin Redding (Minnesota)
Fumble Return	None
Interception Return	14; Tyler Nubin (Minnesota)
Punt	54; Tom Foley (Northern Illinois)

\*-Indicates touchdown scored

## MINNESOTA 13, NEBRASKA 10

SCORE BY QUARTERS	1	2	3	4	FINAL
Nebraska	0	0	7	3	10
Minnesota	0	3	0	10	13

### SCORING SUMMARY

QTR	TEAM	TIME	SCORE
2nd	MINN	12:31	Kesich 34 yd Field Goal
3rd	NEB	14:03	A. Bullock 34 yd pass from Sims (Alvano kick)
4th	MINN	02:32	Jackson 13 yd pass from Kaliakmanis (Kesich kick)
4th	MINN	00:00	Kesich 47 yd Field Goal

**Minneapolis (Aug. 31)** Nebraska's defense provided an outstanding effort, but a 47-yard walk-off field goal by Minnesota's Dragan Kesich lifted the Golden Gophers to a 13-10 victory over the Huskers.

Minnesota capitalized on a pair of Nebraska turnovers in the final five minutes after the Huskers built a 10-3 lead and had the ball near midfield late in the fourth quarter.

Nebraska finished the night with 181 rushing yards and 114 passing yards, while holding the Gophers to just 55 on the ground and 196 through the air. A 4-1 turnover edge by the Gophers was enough to doom the Big Red.

Quarterback Jeff Sims finished the night 11-of-19 through the air for 114 yards, while adding a team-best 91 rushing yards on 19 carries. Alex Bullock led the Husker receivers with three receptions for 56 yards and a touchdown.

DeShon Singleton and Omar Brown led a gritty Blackshirt defensive effort with seven tackles apiece, while Brown added an interception. Nash Hutmacher, Blaise Gunnerson and Luke Reimer all contributed sacks for the Husker defense that allowed just 251 yards.

The decisive turnover came with less than one minute left and Nebraska moving the ball in hopes of a walk-off score of its own. A Sims pass over the middle intended for Nate Boerkircher was intercepted by Minnesota's Tyler Nuben - his second of the game - at the Gopher 35 with 58 seconds remaining. Minnesota then moved the ball quickly to the Nebraska 35, hoping to push the ball a few yards closer for the strong leg of Kesich. But the Gophers were flagged for a false start to set up 3rd-and-13 at the NU 40 with 17 seconds left. The Gophers overcame the mistake with an 11-yard run by Sean Tyler to set up Kesich's 47-yard field goal as time expired.

The whole exchange may have been impossible had the Big Red not suffered a lost fumble from Anthony Grant with 4:53 left that was forced by Justin Walley and recovered by Aidan Gousby at the Minnesota 47. Just over two minutes later, UM quarterback Athan Kaliakmanos kept Minnesota's hopes alive by connecting with Daniel Jackson on a 13-yard touchdown on 4th-and-10 with 2:32 remaining in the game. Kaliakmanis finished the night 24-of-44 passing for 196 yards with one touchdown and one interception while being sacked three times. Jackson led the Gopher receivers with nine receptions for 68 yards.

In a low-scoring Big Ten slugfest, Nebraska scored its first touchdown of the season on back-to-back huge plays to open the second half. Rahmir Johnson opened the second half with a 63-yard kickoff return. On the first play from scrimmage, Sims pitched the ball to the right to Grant, who threw a lateral back to Sims in the left flat that bounded to the turf. Sims gave chase, gathered the ball and threw deep for a 34-yard touchdown to Alex Bullock, who was standing alone in the end zone.

Nebraska's defense continued to play lights out for the rest of the quarter, including a crucial interception by cornerback Omar Brown late in the period after the Golden Gophers threatened the Husker red zone.

The Big Red moved the ball effectively late in the period and took the 7-3 edge to fourth quarter after penetrating the Minnesota red zone. The Huskers pushed inside the Gopher 5 but could not punch it in the end zone. Alvano came on to boot the first field goal of his career, connecting from 27 yards with 12:42 left to extend NU's edge to 10-3.

### TEAM STATISTICS

	NEB	MINN
FIRST DOWNS	18	20
RUSHES-YARDS (NET)	37-181	25-55
PASSING YDS (NET)	114	196
Passes Att-Comp-Int	19-11-3	44-24-1
TOTAL OFFENSE PLAYS-YARDS	56-295	69-251
Fumble Returns-Yards	0-0	0-0
Punt Returns-Yards	2-8	1-10
Kickoff Returns-Yards	2-78	3-49
Interception Returns-Yards	1-0	3-14
Punts (Number-Avg)	3-47.7	4-45.0
Fumbles-Lost	2-1	0-0
Penalties-Yards	7-55	3-25
Possession Time	29:18	30:42
Third-Down Conversions	5-11	8-17
Fourth-Down Conversions	0-0	2-2
Red-Zone Scores-Chances	1-2	2-2
Sacks By: Number-Yards	3-12	3-26

**RUSHING:** MINN-Tyler, Sean 10-41; Williams, Bryce 6-14; Kaliakmanis, Athan 6-5 Taylor, Darius 1-3; TEAM 1-3; Jackson, Daniel 1-5. **NEB:** Sims, Jeff 19-91; Ervin Jr., Gabe 7-55; Grant, Anthony 9-27; Lloyd Jaylen 1-9; Johnson, Rahmir 1-1

**PASSING:** MINN-Kaliakmanis, Athan 24-44-1-196-1. **NEB:** Sims, Jeff 11-19-3-114-1

**RECEIVING:** MINN- Jackson, Daniel 9-68; Crooms, Corey 7-63; Spann-Ford, Brevyn 5-45; Williams, Bryce 2-11; Spencer, Elijah 1-9. **NEB:** Bullock, Alex 3-56; Washington, Marcus 3-31; Johnson, Rahmir 2-6; Haarberg, Heinrich 1-10 Garcia-Castaneda, Isaiah 1-7; Boerkircher, Nate 1-4

**INTERCEPTIONS:** MINN-Nubin, Tyler 2-14; Jones, Tre'von 1-0. **NEB:** Brown, Omar 1-0

**FUMBLES:** MINN-None; **NEB:** Team 1-0; Anthony Grant 1-1;

**TACKLES:** MINN-Jones, Tre'von 8-1. **NEB:** Brown, Omar 5-2; Singleton, DeShon 2-5

## NO. 22 COLORADO 36, NEBRASKA 14

SCORE BY QUARTERS	1	2	3	4	FINAL
Nebraska	0	0	7	7	14
No. 22 Colorado	0	13	10	13	36

### SCORING SUMMARY

QTR	TEAM	TIME	SCORE
2	COL	04:20	Feely 31 yd Field Goal
2	COL	02:35	Dawson 30 yd pass from Sanders (Feely kick)
2	COL	00:00	Feely 32 yd Field Goal
3	NEB	09:50	Sims 57 yd rush (Alvano kick)
3	COL	06:49	Weaver 12 yd pass by Sanders (Feely kick)
3	COL	01:20	Feely 30 yd Field Goal
4	COL	10:45	Dawson 8 yd rush (Pass Failed)
4	COL	04:54	Sanders 6 yd rush (Feely kick)
4	NEB	00:00	Fidone II 4 yd from Haarberg (Alvano Kick)

**Boulder, Colo. (Sept. 9)** - Nebraska got a third-quarter touchdown by Jeff Sims to pull within 13-7, but the Huskers were unable to get any closer as No. 22 Colorado pulled away for a 36-14 victory.

Sims capped a 66-yard drive with a career-long 57-yard sprint to paydirt to pull the Big Red within six with 9:50 remaining in the third quarter.

The rest of the second half belonged to Colorado, as the Buffaloes put up 23 unanswered points before Nebraska scored in the final seconds.

Colorado quarterback Shedeur Sanders connected on 31-of-42 passes for 393 yards and two touchdowns and rushed for another. Xavier Weaver led the CU receiving corps with 10 grabs for 170 yards and a score that extended CU's advantage to 20-7 midway through the third quarter.

The Huskers managed 341 total yards, including 119 passing and 222 rushing, while the Buffaloes had 468 total yards, including 396 through the air, and took advantage of four Husker turnovers that led to 17 CU points.

Colorado capitalized on back-to-back turnovers to break a scoreless tie and take a 13-0 lead into the locker room. A fumbled snap gave CU the ball at the NU 25-yard line before settling for a Jace Feely 31-yard field goal. On the next possession, Sims was picked off and CU turned that miscue into a touchdown, as Sanders found Tar'Varish Dawson on a 30-yard pass on the Buffs' next play from scrimmage. After a Husker punt, Feely's 32-yard field goal capped a six-play 50-yard drive in the final seconds of the first half.

Sims completed 9-of-15 passes for 106 yards and an interception, while Heinrich Haarberg completed 2-of-6 attempts for 13 yards and a score for Nebraska. Billy Kemp IV was Nebraska's top target, hauling in five catches for 57 yards. Gabe Ervin Jr. led the NU ground game with a career-high 74 yards on 17 carries. Sims added 67 yards on 10 attempts with a score, while Rahmir Johnson contributed 66 yards on 11 totes.

After Sims' score, Colorado responded by going 75 yards in 10 plays capped by Weaver's 12-yard touchdown catch after his 41-yard catch and run on third down set up the score. The Buffaloes tacked on a field goal and a pair of touchdowns to grow the lead to 29, before Haarberg threw a 4-yard pass for Travis Fidone II on the final play from scrimmage.

Nebraska had eight sacks - the most by Nebraska since 2009 in the losing effort, including two apiece from Nick Henrich and Cameron Lenhardt.

### TEAM STATISTICS

	NEB	COLO
FIRST DOWNS	16	23
RUSHES-YARDS (NET)	41-222	33-72
PASSING YDS (NET)	119	396
Passes Att-Comp-Int	22-11-1	44-32-0
TOTAL OFFENSE PLAYS-YARDS	63-341	77-454
Fumble Returns-Yards	0-0	1-5
Punt Returns-Yards	0-0	1-11
Kickoff Returns-Yards	1-23	0-0
Interception Returns-Yards	0-0	1-4
Punts (Number-Avg)	4-35.0	4-38.2
Fumbles-Lost	4-3	1-1
Penalties-Yards	6-40	9-80
Possession Time	29:41	30:19
Third-Down Conversions	4-13	10-18
Fourth-Down Conversions	0-2	0-1
Red-Zone Scores-Chances	1-1	6-6
Sacks By: Number-Yards	8-65	2-14

**RUSHING:** COLO-Edwards, Dylan 9-55; Hankerson, Anthony 6-26; Offerdahl, Charlie 2-11; Dawson, Tar'Vish 1-8; Wilkerson, Sy'Veon 1-1; Smoke, Kavosley 1-0; Horn Jr., Jimmy 1-1; Staub, Ryan 1-12; Sanders, Shedeur 11-16. **NEB:** Ervin Jr., Gabe 17-74; Sims, Jeff 10-67; Johnson, Rahmir 11-66; Haarberg, Heinrich 2-17; Lindenmeyer, Luke 1-2.

**PASSING:** COLO-Sanders, Shedeur 31-42-0-393-2; Staub, Ryan 1-2-0-3-0. **NEB:** Sims, Jeff 9-15-1-106-0; Haarberg, Heinrich 2-6-0-13-1; Purdy, Chubba 0-1-0-0-0.

**RECEIVING:** COLO- Weaver, Xavier 10-170; Horn Jr., Jimmy 8-64; Hunter, Travis 3-73; Dawson, Tar'Vish 3-41; Edwards, Dylan 3-8; Harrison, Michael 2-25; Hankerson, Anthony 1-8; Wilkerson, Sy'Veon 1-4; Gaines, Willie 1-3. **NEB:** Kemp, Billy 5-57; Boerkircher, Nate 2-33; Fidone, Thomas 2-13; Washington, Marcus 1-13; Johnson, Rahmir 1-3

**INTERCEPTIONS:** COLO-Silmon-Craig, Cam'Ron 1-15. **NEB:** None

**FUMBLES:** COLO- Staub, Ryan 1-1 **NEB:** Sims, Jeff 2-2, Lindenmeyer, Luke 1-0, Ervin Jr., Gabe 1-1

**TACKLES:** COLO- Cooper, Omarion 5-1. **NEB:** Gifford, Isaac 8-0

## NEBRASKA 35, NO. ILLINOIS 11

SCORE BY QUARTERS	1	2	3	4	FINAL
Northern Illinois	3	0	0	8	11
Nebraska	7	7	7	14	35

### SCORING SUMMARY

QTR	TEAM	TIME	SCORE
1st	NEB	09:39	Kemp 10 yd pass from Haarberg (Alvano kick)
1st	NIU	03:08	Seibert 30 yd Field Goal
2nd	NEB	03:15	Fidone II 16 yd pass from Haarberg (Alvano kick)
3rd	NEB	01:00	Ervin Jr. 3 yd rush (Alvano kick)
4th	NEB	08:19	Haarberg 20 yd rush (Alvano kick)
4th	NEB	03:23	Grant 11 yd rush (Alvano kick)
4th	NIU	00:04	Carter 4 yd pass from Hampton (Dozier pass from Hampton)

**Lincoln (Sept. 16)** -The Blackshirts put up an impressive defensive performance, while quarterback Heinrich Haarberg guided the Huskers effectively in his first career start as Nebraska picked up its first win under Matt Rhule with a 35-11 victory over Northern Illinois in the home opener at Memorial Stadium.

Haarberg, making the start as Jeff Sims was out with an injury, finished with 256 total yards to guide a Husker attack that rolled up 382 yards of total offense. Haarberg completed 14-of-24 passes for 158 yards and two touchdowns while rushing for 98 yards and a score on 21 carries.

The Blackshirts were dominant, holding Northern Illinois to just 26 rushing yards, while limiting NIU starting quarterback Rocky Lombardi to 11-for-28 passing for 73 yards and an interception. Nebraska, which notched its first win of the season, held Northern Illinois to just 149 total yards in a dominant defensive performance, as the Huskies were held without a touchdown until the final seconds of the game.

The Huskers scored on their first possession, going 55 yards in six plays as Haarberg connected with Billy Kemp IV on a 10-yard touchdown strike to put the Huskers up 7-0 with 9:39 left in the first quarter.

Northern Illinois had an early opportunity to tie the game, getting the ball first-and-goal at the NU 5-yard line following a sack and fumble by Haarberg. The Blackshirts stood tall and got a nine-yard sack on third down to force a 30-yard field goal from Jake Seibert.

Nebraska continued to lead 7-3 until late in the second quarter, when the Huskers took advantage of a short field that was created by a stout Husker defense and a low snap that was momentarily mishandled in the end zone by NIU's punter. Nebraska needed only four plays to go 36 yards, as Haarberg found Thomas Fidone II for a 16-yard scoring strike to extend the lead to 14-3. Fidone finished with team highs of four receptions for 42 yards in the game.

Nebraska used its best drive of the night to extend the lead to 21-3 late in the third quarter. NU marched 76 yards on 14 plays before Gabe Ervin Jr. scored from three-yards out with 1:00 left in the third period. The sophomore running back finished with 14 carries for 67 yards on the night.

Haarberg led another sustained drive in the fourth quarter, moving the Big Red 65 yards in nine plays capped by his own 20-yard touchdown run to put the Huskers up 28-3 with 8:19 left. Javin Wright's interception set up NU's last score, as Anthony Grant scampered 11 yards to paydirt to wrap up a 35-yard drive in five plays to make it 35-3 with 3:23 remaining.

NIU was held under 100 total yards until an 11-play, 75-yard drive in the final minutes culminated in a Chris Carter four-yard touchdown reception from Ethan Hampton with four seconds remaining.

### TEAM STATISTICS

	NIU	NEB
FIRST DOWNS	12	23
RUSHES-YARDS (NET)	22-26	44-224
PASSING-YARDS (NET)	123	158
Passes Att-Comp-Int	36-17-1	24-14-0
TOTAL OFFENSE PLAYS-YARDS	58-149	68-382
Fumble Returns-Yards	0-0	0-0
Punt Returns-Yards	1--2	2-3
Kickoff Returns-Yards	1-13	2-16
Interception Returns-Yards	0-0	1-12
Punts (Number-Avg)	9-40.9	6-42.8
Fumbles-Lost	0-0	0-0
Penalties-Yards	2-10	5-70
Possession Time	23:43	36:17
Third-Down Conversions	4-15	8-14
Fourth-Down Conversions	1-1	0-0
Red-Zone Scores-Chances	2-2	5-5
Sacks By: Number-Yards	1-7	3-27

**RUSHING:** NIU- Brown, Antonio 8-16; Williams, Gavin 4-14; Flowers, Kendrell 3-10; Lampe, Brock 2-4; Lombardi, Rocky 5--18. **NEB-** Haarberg, Heinrich 21-98; Ervin Jr., Gabe 14-67; Grant, Anthony 7-46; Luben, Trevin 1-18; Hill, Tommi 1--5

**PASSING:** NIU-Lombardi, Rocky 11-28-1 73 0; Hampton, Ethan 6-8-0-50-1.

**NEB-**Haarberg, Heinrich 14-24-0-158-2

**RECEIVING:** NIU-Patterson, Davis 2-30; Pardridge, Dane 2-18; Carter, Chris 2-12; Rutkiewicz, Kacper 2-7; Dozier, Billy 1-17; Lampe, Brock 1-9; Pipkin, Keyshaun 1-8; Johnson, Jalen 1-6; Rudolph, Trayvon 1-5; Barnes, Grayson 1-3; Williams, Gavin 1-3; Flowers, Kendrell 1-3; Brown, Antonio 1-2. **NEB-** Fidone, Thomas 4-42; Kemp, Billy 3-13; Washington, Marcus 2-37; Ervin Jr., Gabe 2-20; Bullock, Alex 1-33; Grant, Anthony 1-9; Fleeks, Josh 1-4

**INTERCEPTIONS:** NIU-0-0. **NEB-**Wright, Javin 1-12

**FUMBLES:** NIU-None. **NEB-**Haarberg, Heinrich 1-1

**TACKLES:** NIU- Valcarrels, Nate 7-3. **NEB-**Hutmacher, Nash 3-3

## NEBRASKA 28, LOUISIANA TECH 14

SCORE BY QUARTERS	1	2	3	4	FINAL
Louisiana Tech	0	7	0	7	14
Nebraska	0	7	7	14	28

### SCORING SUMMARY

QTR	TEAM	TIME	SCORE
2nd	NEB	11:31	Kemp 9 yd rush (Alvano kick)
2nd	LT	6:07	Fields 14 yd rush (Barnes kick)
3rd	NEB	9:57	Grant 2 yd rush (Alvano kick)
4th	NEB	14:52	Fidone II 29 yd pass from Haarberg (Alvano kick)
4th	NEB	11:13	Haarberg 72 yd rush (Alvano kick)
4th	LT	5:17	Allen 20 yd pass from Turner (Barnes kick)

**Lincoln (Sept. 23)** -Nebraska relied on its defense and running game to churn out a 28-14 win over Louisiana Tech.

The Huskers put up 419 total yards, including 312 on the ground, while holding the Bulldogs to 338 total yards and just 46 rushing yards. It was the first time in 21 games that NU had at least 300 rushing yards.

Husker quarterback Heinrich Haarberg led the attack with a career-high 157 yards on 19 carries, including a 72-yard touchdown run that gave NU a 28-7 lead with 11:13 left. Haarberg, who also completed 8-of-17 passes for 107 yards and another score, was one of two 100-yard rushers for the Huskers, as Anthony Grant had 135 yards and a touchdown. It was the first time since the 2020 season that NU had multiple 100-yard rushers.

Nebraska led 28-7 with under nine minutes remaining before the game was delayed 55 minutes because of lightning. Louisiana Tech got to within 28-14 with 5:17 remaining and had a chance to pull closer, but Isaac Gifford's interception sealed the Huskers' second straight win.

After a deadlocked first half, the Huskers took control of the game with the ground game, racking up 187 yards on the ground after halftime.

Grant, Haarberg and the Huskers set the tone for a strong second half with a nine-play, 85-yard march on the opening drive of the half that resulted in Grant's three-yard touchdown run. The drive also featured a 34-yard burst by Grant and a 19-yard run by the Husker back on a 4th-and-1 from the NU 21 to set up his score.

The Blackshirts held the Bulldogs scoreless in the third quarter, before Haarberg connected with tight end Thomas Fidone for a 29-yard touchdown on the opening play of the fourth quarter to put the Big Red up 21-7. Haarberg's career long touchdown run pushed the Husker margin to 21 before the lightning delay.

After a scoreless first quarter, Nebraska took a 7-0 lead on Billy Kemp's nine-yard touchdown run that capped a nine-play, 79-yard drive that was highlighted by Timmy Bleekrode's 10-yard run on a fake field goal attempt that converted a 4th-and-4 from the Louisiana Tech 19-yard-line.

Louisiana Tech answered back with a 10-play, 87-yard drive that included a 28-yard pass from quarterback Jack Turner to Cyrus Allen. The big pass play set up a 14-yard Jacob Fields touchdown run that tied the game at 7-7 with 6:07 left in the half. Turner finished the day with 292 yards on 27-of-42 passing, while Fields led Louisiana Tech with 28 yards on six carries.

Omar Brown and John Bullock led the Husker defense with eight tackles apiece while Gifford added seven stops and the game's only forced turnover with his fourth-quarter interception.

### TEAM STATISTICS

	LT	NEB
FIRST DOWNS	17	20
RUSHES-YARDS (NET)	21-46	48-312
PASSING-YARDS (NET)	292	107
Passes Att-Comp-Int	42-27-1	18-8-0
TOTAL OFFENSE PLAYS-YARDS	63-338	66-419
Fumble Returns-Yards	0-0	0-0
Punt Returns-Yards	5-32	1-8
Kickoff Returns-Yards	2-33	2-47
Interception Returns-Yards	0-0	1-0
Punts (Number-Avg)	7-42.3	6-45.3
Fumbles-Lost	3-0	3-0
Penalties-Yards	12-100	6-55
Possession Time	28:02	31:58
Third-Down Conversions	3-12	3-11
Fourth-Down Conversions	0-1	2-2
Red-Zone Scores-Chances	2-2	2-2
Sacks By: Number-Yards	3-24	0-0

**RUSHING:** LT- Fields, Jacob 6-28; Turner, Jack 5-7; Williams, Dakota 4-4; Moody, Keldric 4-1; Harris, Smoke 1-1; TEAM 1--5. **NEB-** Haarberg, Heinrich 19-157; Grant, Anthony 22-135; Bleekrode, Timmy 1-10; Kemp, Billy 1-9; Johnson, Emmett 2-6; Sims, Jeff 1--2; TEAM 2--3

**PASSING:** LT-Turner, Jack 27-42-1-292-1. **NEB-**Haarberg, Heinrich 8-17-0-107-1; Purdy, Chubba 0-1-0-0-0

**RECEIVING:** LT-Harris,Smoke 10-73; Allen, Cyrus 6-102; Fields, Jacob 4-38; Jones, Nate 2-31; Crawford, Decoldest 2-17; Edwards, Tru 1-19; Rivera, Ryan 1-9; Moody, Keldric 1-3. **NEB-** Kemp, Billy 5-62; Fidone, Thomas 1-29; Bullock, Alex 1-14; Grant, Anthony 1-2

**INTERCEPTIONS:** LT-0-0. **NEB-**Gifford, Isaac 1-0

**FUMBLES:** LT- Harris, Smoke 2-0; Team 1-0; **NEB-**Hill, Tommi 1-0, Haarberg, Heinrich 2-0

**TACKLES:** LT- Zimos, Zach 5-4. **NEB-**Brown, Omar 7-1; Bullock, John 3-5