

NEBRASKA

**NEBRASKA
CORNHUSKERS**
(4-3, 2-2 BIG TEN)



**PURDUE
BOILERMAKERS**
(2-5, 1-3 BIG TEN)

SATURDAY, OCT. 28 • 2:30 P.M. CT • LINCOLN, NEB. • MEMORIAL STADIUM • FIELDTURF

Nebraska squares off against a Big Ten West opponent in Lincoln for the second straight week as the Huskers play host to Purdue on Saturday afternoon at Memorial Stadium. The game between the Huskers and the Boilermakers marks Nebraska's 2023 Homecoming contest, and it will kick off shortly after 2:30 p.m., with television coverage provided by FS1 and on the Fox Sports App. The game is also available on the Huskers Radio Network, the official Huskers App and Huskers.com.

Nebraska comes into the contest with a 4-3 overall record and a 2-2 mark in Big Ten Conference play. The Huskers have won their past two games and four of five overall to move over the .500 mark heading into the season's final five games.

The Huskers are coming off a 17-9 victory over Northwestern last Saturday in Lincoln. Defense dominated the day, with the Blackshirts limiting Northwestern to just three field goals while also recording eight sacks in the victory. It marked the sixth time in seven games this season the Nebraska defense has limited the opposition to less than 100 yards rushing.

Purdue heads to a Lincoln after a bye weekend. The Boilermakers are 2-5 overall and 1-3 in Big Ten Conference play under first-year head coach Ryan Walters. Purdue has faced one of the nation's most difficult schedules, facing six Power Five opponents to date. The Boilermakers own one of the Big Ten's best offenses, ranking fourth in the Big Ten in passing yards per game at better than 230 yards per contest.

Nebraska will be looking to end a Purdue two-game win streak in the series, as the Boilermakers won by six points last year in West Lafayette and five points in 2021 at Memorial Stadium.

THIS WEEK'S NUMBERS

16

The Nebraska defense has allowed a total of 16 points in its past two games, seven at Illinois and nine against Northwestern. It marks the first time the Huskers have held two straight conference foes to single digits since 2010.

24

The Nebraska defense has recorded 24 sacks through seven games this season. The sack total is already Nebraska's best total since having 27 sacks in 2019. The last time Nebraska reached 30 sacks in a season was in 2013 when the Huskers had 39 sacks.

112

Saturday's game is the 112th Homecoming game in University of Nebraska history. The Huskers are 84-23-4 on Homecoming and have won 11 of their last 13 Homecoming games. Nebraska is 8-2 against Big Ten opponents on Homecoming.

2023 NEBRASKA FOOTBALL SCHEDULE

Aug. 31	@ Minnesota*	FOX	L, 13-10	Defense limits Gophers to 3.6 yards per play
Sept. 9	@ #22 Colorado	FOX	L, 36-14	Four turnovers costly in road loss in Boulder
Sept. 16	Northern Illinois	FS1	W, 35-11	Defense limits NIU to 149 total yards
Sept. 23	Louisiana Tech	BTN	W, 28-14	Haarberg, Grant each top 100 rushing yards
Sept. 30	#2 Michigan*	FOX	L, 45-7	#2 Wolverines win fourth straight in series
Oct. 6	@ Illinois*	FS1	W, 20-7	Husker defense limits Illinois to 21 rushing yards
Oct. 21	Northwestern*	BTN	W, 17-9	Husker defense records 8 sacks and 13 TFL
Oct. 28	Purdue*	FS1	2:30 p.m.	4 of last 6 games decided by 6 points or less
Nov. 4	@ Michigan St.*	FS1	11 a.m.	Last 4 meetings decided by a total of 12 points
Nov. 11	Maryland*	TBA	TBA	3rd all-time meeting between the schools
Nov. 18	@ Wisconsin*	TBA	TBA	"Freedom Trophy" game since 2014
Nov. 24	Iowa*	11 a.m. CBS		Huskers' 34th straight "Black Friday" game

All times Central; Home games in **bold**; *Big Ten Conference game

NEBRASKA

- **2023 Record:** 4-3, 2-2 Big Ten
- **Last Game:** vs. Northwestern, W, 17-9
- **Streak:** Won 2
- **AP Rank:** Not Ranked
- **Coaches Rank:** Not Ranked
- **Head Coach:** Matt Rhule
- **Nebraska Record:** 4-3 (1st year)
- **Collegiate Record:** 51-46 (8th year)
- **Record vs. Purdue:** 0-0

PURDUE

- **2023 Record:** 2-5, 1-3 in Big Ten
- **Last Game:** vs. Ohio State, L, 41-7
- **Streak:** Lost 2
- **AP Rank:** Not Ranked
- **Coaches Rank:** Not Ranked
- **Head Coach:** Ryan Walters
- **Purdue Record:** 2-5 (1st year)
- **Career Record:** same
- **Record vs. Nebraska:** 0-0

SERIES HISTORY

- **All-Time Series:** Purdue leads, 6-5
- **At Lincoln:** Tied, 2-2
- **Last Game:** Purdue, 43-37 (2022)
- **Win Streak:** Purdue, 2 games

TV INFORMATION



Play-by-Play: Jeff Levering
Analyst: Mark Helfrich
Fox Sports App

HUSKERS RADIO NETWORK



Play-by-Play: Greg Sharpe
Analyst: Damon Benning
Sidelines: Jessica Coody
Pre/Post-Game Shows: Matt Coatney,
Tommy Armstrong Jr. & Ben McLaughlin

SPANISH BROADCAST

Announcers: Kike Morales,
Oscar Monterroso & Hannah Bassham
Huskers.com & Huskers App

NEBRASKA VS. PURDUE SERIES HISTORY—LAST FIVE MEETINGS

DATE	SITE	NEB RANK	PUR RANK	RESULT	SCORE
9/29/2018	Lincoln	NR	NR	Loss	28-42
11/2/2019	West Lafayette	NR	NR	Loss	27-31
12/5/2020	West Lafayette	NR	NR	Win	37-27
10/30/2021	Lincoln	NR	NR	Loss	23-28
10/15/2022	West Lafayette	NR	NR	Loss	37-43

SERIES HISTORY: NEBRASKA VS. PURDUE

Saturday's meeting will be the 12th matchup in the Nebraska-Purdue series. The Boilermakers own a 6-5 edge, and the teams have split four previous meetings in Lincoln.

- The series is tied at five wins apiece since Nebraska joined the Big Ten in 2011. The Huskers won four of the first five matchups between 2013 and 2017, and Purdue has responded by winning four of the past five games since 2018.
- Four of the past six games between the schools have been decided by six or fewer points, including Purdue victories by six and five points the past two seasons.
- Nebraska and Purdue will meet for the 12th consecutive season next fall in West Lafayette. However, with the Big Ten's new non-division schedule format, the schools will not meet in 2025 or 2026, before resuming with games in 2027 (Lincoln) and 2028 (West Lafayette).

MEMORIAL STADIUM CELEBRATES 100 YEARS

One of the most iconic venues in all of college sports reached a milestone this fall as Nebraska's Memorial Stadium hit the 100-year mark. Nebraska is celebrating the anniversary of Memorial Stadium throughout the 2023 home season.

- Memorial Stadium was built at a cost of \$450,000 in 1923 and had an original capacity of 31,080.
- The first game in Memorial Stadium occurred on Oct. 13, 1923, with the official dedication of the stadium a week later when Nebraska hosted Kansas on Oct. 20, 1923. Memorial Stadium was dedicated to honor Nebraskans who served in the Civil War and the Spanish-American War, and Nebraskans who died in World War I. Later, the dedication was expanded to honor Nebraskans who died in World War II, the Korean War and the Vietnam War.
- Nebraska owns an all-time record of 430-148-13 at Memorial Stadium.
- The Huskers have posted 33 unbeaten seasons at Memorial Stadium, most recently in 2016.
- Every game at Memorial Stadium since 1962 has been sold out, a streak of 394 consecutive games. The 394-game streak spans nearly two-thirds of all games played at Memorial Stadium.
- Nebraska opened the 2023 home season at night against Northern Illinois. The first night game in Memorial Stadium was the 1986 season opener in a win over Florida State. Nebraska is 50-10 all-time in home night games following the win over NIU.

RHULE IN FIRST SEASON LEADING HUSKER PROGRAM

Matt Rhule is in his first season at Nebraska in 2023. Rhule is in his eighth season as a college head coach and 11th season overall after previously leading programs at Temple (2013-16) and Baylor (2017-19) along with a stint as head coach of the NFL's Carolina Panthers (2020-22).

- Rhule owns a career record of 51-46 as a college head coach. Including his time in the NFL, Rhule is 62-73 as a head coach.
- He has a proven record as a program builder. Rhule led both Temple and Baylor to the highest win totals in program history in his third season at each school.
- Rhule guided Temple to a pair of trips to the American Athletic Conference title game, the first two appearances in the league title game in school history. His 2016 Owl team won the school's first conference title in nearly 40 years.
- Rhule led Temple to back-to-back bowl appearances for the first time in school history in 2015 and 2016. He built the foundation for Temple to appear in five straight bowl games from 2015 to 2019.
- At Baylor, Rhule became the first head coach in Power Five history to take a team from 11 losses to 11 victories in two or fewer seasons.
- The 2019 Baylor team set a school record for wins with 11 and the Bears' 9-0 start was the best in school history.
- Rhule is one of just seven current FBS head coaches to have experience as an NFL head coach.

FORMER NFL HEAD COACHES IN THE FBS

- » Jim Harbaugh, Michigan
- » Chip Kelly, UCLA
- » Lane Kiffin, Ole Miss
- » Jim Mora Jr., UConn
- » **Matt Rhule, Nebraska**
- » Nick Saban, Alabama
- » Greg Schiano, Rutgers

BIG TEN STANDINGS

WEST DIVISION

Place	Team	Overall	Big Ten
1.	Wisconsin	5-2	3-1
2.	Iowa	6-2	3-2
3.	Minnesota	4-3	2-2
	Nebraska	4-3	2-2
5.	Northwestern	3-4	1-3
	Purdue	2-5	1-3
7.	Illinois	3-5	1-4

EAST DIVISION

Place	Team	Overall	Big Ten
1.	Michigan	8-0	5-0
2.	Ohio State	7-0	4-0
3.	Penn State	6-1	3-1
4.	Rutgers	6-2	3-2
5.	Maryland	5-2	2-2
6.	Michigan State	2-5	0-4
	Indiana	2-5	0-4

2023 HUSKER HONORS

BRYCE BENHART, OL

- Senior Bowl Watch List

BRIAN BUSCHINI, P

- Ray Guy Award Watch List
- Campbell Trophy Semifinalist

ANTHONY GRANT, RB

- Senior Bowl Watch List

QUINTON NEWSOME, DB

- Senior Bowl Watch List

LUKE REIMER, LB

- Lombardi Award Watch List
- Senior Bowl Watch List

TY ROBINSON, DL

- Senior Bowl Watch List

BEN SCOTT, OL

- Rimington Trophy Watch List
- Senior Bowl Watch List

JEFF SIMS, QB

- Davey O'Brien Award Watch List

2023 HUSKER GAME CAPTAINS

MINNESOTA

- RB Gabe Ervin, OT Bryce Benhart, S Omar Brown, DE Blaise Gunnerson

COLORADO

- QB Jeff Sims, OG Ethan Piper, LB Luke Reimer, S Isaac Gifford

NORTHERN ILLINOIS

- C Ben Scott, RB Rahmir Johnson, DL Ty Robinson, LB Nick Henrich

LOUISIANA TECH

- RB Anthony Grant, OG Noure Nouili, CB Quinton Newsome, S DeShon Singleton

MICHIGAN

- OG Ethan Piper, LB M.J. Sherman, S Phalen Sanford, DT Nash Hutmacher

ILLINOIS

- WR Marcus Washington, TE Thomas Fidone, CB Tommi Hill, DE Jimari Butler

NORTHWESTERN

- LB Luke Reimer, LB Grant Tagge, OT Turner Corcoran, S Malcolm Hartzog

LAST GAME

NEBRASKA 17, NORTHWESTERN 9

TEAM STATS	NW	NEB
First Downs	12	14
Rushes-Yards	39-81	39-163
Passes	12-23-1	8-17-2
Passing Yards	176	85
Total Offense	257	248
3rd Downs	3-of-15	4-of-12
Turnovers	1	2
Penalties	8-75	3-30
Time of Possession	30:52	29:08

NU RUSHING LEADERS

Emmett Johnson—12 carries, 73 yards
Heinrich Haarberg—16 carries, 72 yards, TD

NU PASSING LEADER

Heinrich Haarberg—8-17-2, 85 yards, TD

NU RECEIVING LEADERS

Thomas Fidone—3 receptions, 18 yards
Malachi Coleman—1 catch, 44-yard TD

NU DEFENSIVE LEADERS

Nash Hutmacher—2 UT, 5 AT, 7 TT, 2.5-16 sacks
Princewill Umanmielen—7 tackles, Sack, 2 TFL
Isaac Gifford—3 UT, 4 AT, 0.5 sack
Jimari Butler—6 tackles, 1-11 sack, 1.5 TFL

NU SPECIAL TEAMS LEADERS

Tristin Alvano—47-yard FG, 2-2 PAT
Brian Buschini—7 punts, 4 inside 20-yard line

NOTING LAST WEEK'S GAME

- Nebraska limited Northwestern to nine points after holding Illinois to seven points in its last game. NU held back-to-back conference opponents to single-digit points for the first time since November of 2010, when Nebraska limited Kansas to three points and then allowed only nine points the next week at Texas A&M.
- The Huskers totaled 13 TFL with eight sacks. The 13 TFLs were the most for Nebraska this season and marked the most TFLs since NU also had 13 TFLs at Illinois in 2019. NU's eight sacks against Northwestern tied its season high (also at Colorado).
- Freshman running back **Emmett Johnson** rushed 12 times for 73 yards, marking career highs in both categories. His previous highs were seven carries for 29 yards at Illinois.
- Freshman receiver **Malachi Coleman** had a 44-yard TD reception early in the fourth quarter for his first career touchdown. It was Coleman's second career reception.
- The 44-yard touchdown was Nebraska's longest touchdown pass of the season and its fourth TD this season of at least 44 yards.
- Nose tackle **Nash Hutmacher** had 2.5 sacks, including 1.5 in the first half, marking a career high for Hutmacher. He finished the game with a career-high seven tackles.
- Freshman linebacker **Princewill Umanmielen** had seven tackles, marking his career best. Umanmielen also set career highs with 2.0 tackles for loss and 1.0 sack.
- Safety **Isaac Gifford** finished with seven tackles, including 0.5 sacks and 1.0 TFL, marking his fourth consecutive game with at least seven tackles.

NINE NEW FACES AMONG 10 FULL-TIME ASSISTANTS

Nine of Nebraska's 10 full-time assistant coaches are in their first season on the Husker sideline in 2023, with offensive line coach **Donovan Raiola**, in his second season at Nebraska. Including Head Coach Matt Rhule, nine of 11 full-time coaches have experience at both the college and NFL levels.

- Offensive coordinator **Marcus Satterfield** also guides the Husker quarterbacks. Satterfield is in his 12th season as an offensive coordinator, including the 2021-22 at South Carolina. He also owns two seasons of experience as a head coach, leading Tennessee Tech in 2016 and 2017.
- Running backs coach **E.J. Barthel** has three seasons of prior experience on Rhule's staffs at Temple and Carolina. Most recently, he guided the UConn running backs in 2022, helping the Huskies rank as one of the most improved teams in the country.
- **Josh Martin** was promoted to tight ends coach in July of 2023. He boasts previous experience as a tight ends coach at SMU (2018-21) and Arizona State (2015). Martin helped a pair of tight ends become NFL Draft picks in his four seasons at SMU.
- **Garret McGuire** coaches the Husker receivers. McGuire played for Rhule at Baylor and served on his Panthers' staff. Garret is the son of Texas Tech head coach Joey McGuire.
- The defensive staff is led by coordinator **Tony White**. White has 15 seasons as a full-time assistant at the FBS level, including the previous three seasons as the defensive coordinator at Syracuse. White led the Orange to back-to-back top-25 total defense rankings in 2021 and 2022, one of only 12 programs nationally to achieve that statistical milestone.
- **Evan Cooper** has served on Rhule's staff at each of his four head coaching stops. Cooper served as a defensive backs coach with the Panthers and at Baylor and also brings an extensive player personnel and evaluation background to the staff.
- **Rob Dvoracek** leads the linebackers. He played for Rhule at Temple before coaching with the Owls, and Dvoracek also went on to be a part of Rhule's staffs at both Baylor and in the NFL.
- Defensive line coach **Terrance Knighton** spent the past two seasons working on Rhule's staff with the Panthers. Knighton owns the most accomplished playing career among Nebraska's coaches, starting 96 games during his seven-year career as an NFL defensive lineman.
- **Ed Foley** serves as the Huskers' special teams coordinator. He is the most experienced member of the coaching staff, heading into his 35th year of coaching this fall. Foley has been with Rhule at each of his three previous stops, and Foley also has head coaching experience, leading Fordham for two seasons and twice serving as Temple's interim head coach.

BLACKSHIRTS FLEXING MUSCLES IN 2023

Nebraska's defense has performed well in 2023, ranking among the Big Ten's best teams in defending the run and pressuring the passer. Nebraska also boasts one of the nation's most improved defenses under first-year Head Coach Matt Rhule and defensive coordinator Tony White.

- The Husker defense ranks fifth in the Big Ten and 21st nationally in total defense, allowing 313.6 yards per game. The total defense average is a 158.1-yard improvement when compared to the first seven games of the 2022 season.
- Nebraska ranks 16th nationally in allowing only 4.68 yards per play, including 2.55 yards per opponent rushing attempt, which ranks fifth in the country.
- Northern Illinois managed just 149 total yards in the Huskers' 35-11 victory on Sept. 16. The Huskies had just 87 total yards before the final drive of the game. The 149 total yards were the fewest by a Nebraska opponent since Kansas had 87 yards on Nov. 13, 2010. The last time Nebraska had limited an opponent to fewer than 200 yards was at Illinois in 2017.
- The Huskers have held back-to-back conference opponents to single-digit scoring including Illinois (7) and Northwestern (9). That marks the first time Nebraska has held consecutive conference opponents to single digits, since holding Kansas (3) and Texas A&M (9) in November of 2010.

STUFFING THE RUN

The Blackshirt defense has been dominant against the run. Nebraska owns the nation's second-most improved run defense compared to 2022, allowing 112.5 fewer yards per game on the ground.

- Nebraska ranks second in the Big Ten and fourth nationally in rushing defense, allowing 76.6 rushing yards per game.
- Minnesota (55 yards), Colorado (58), Northern Illinois (26), Louisiana Tech (46), Illinois (21) and Northwestern (81) have all rushed for fewer than 100 yards.
- Nebraska has held six opponents to fewer than 100 yards rushing in a season for the first time since holding eight foes to under 100 rushing yards in 2009.
- The four-game streak to start the season was the longest stretch of holding opponents to 100 yards or less rushing since limiting five straight opponents to less than 100 rushing yards in the last two games of the 2003 season and the first three games in 2004.
- Nebraska's four-game streak of holding its opponent to less than 60 yards on the ground was its longest since achieving that milestone in the first four games of the 1999 season.

NATION'S MOST IMPROVED RUSHING DEFENSES

RK	TEAM	2023 YPG	2022 YPG	DIFFERENCE
1.	Arizona	96.0	209.1	-113.1
2.	Nebraska	76.6	189.1	-112.5
3.	Georgia Southern	121.6	230.9	-109.3
3.	Texas A&M	105.1	208.8	-103.7
5.	SMU	113.0	203.6	-90.6

- Nebraska has allowed just 14 rushing plays of 10 or more yards to rank second in the nation.
- Nebraska has 24 sacks, including season-high totals of eight, both at Colorado and against Northwestern. The 3.43 sacks per game ranks second in the Big Ten and eighth nationally. Nebraska's season sack total is already its best since 2019, and the Huskers are on track for their first 30-sack season since 2013.
- The eight sacks against Colorado and Northwestern are the most by a Nebraska team since the Huskers recorded 9.0 sacks against Texas in the 2009 Big 12 Championship Game.
- Nebraska had 13 tackles for loss against Northwestern, its most since also posting 13 at Illinois in 2019. The last time Nebraska had more than 13 TFL was 16 at Michigan in 2013.

DEFENSE KEEPING OPPONENTS OFF SCOREBOARD EARLY IN GAMES

Nebraska's defense has been strong throughout the season, and has been at its best at the outset of games, making it very difficult for opponents to score in the first quarter.

- Nebraska has shut out the opponent in the first quarter in four games this season, holding Minnesota, Colorado, Louisiana Tech and Illinois without a first-quarter point. Dating back to last season, Nebraska has shut out seven of its past 11 opponents in the first quarter.
- Nebraska has shut out the opposition in the first quarter in all three road games in 2023.
- In its last six games against Big Ten West foes, NU has allowed a total of 16 first-half points. The Huskers shut out Minnesota, Wisconsin and Iowa in the first half in their final three divisional games in 2022. This year, NU allowed three points before half at Minnesota, seven at Illinois and six vs. Northwestern. In those same six Big Ten West games, Nebraska has allowed just three first-quarter points (FG by Northwestern).

RUNNING ATTACK POWERS HUSKER OFFENSE

In addition to the success of shutting down the opponents' running game, the Nebraska offense has relied on a powerful running game in 2023. The Huskers are averaging 195.1 rushing yards per game to lead the Big Ten and 20th nationally.

- Nebraska rushed for 312 yards in its victory over Louisiana Tech, marking its first 300-yard rushing game since running for 427 yards against Northwestern in 2021.
- The Huskers rushed for 200 yards in three straight games against Colorado, Northern Illinois and Louisiana Tech, marking NU's first time with 200-plus rushing yards in three straight games since 2018 games against Northwestern, Minnesota and Bethune-Cookman.
- Nebraska topped 180 rushing yards in each of the first four games, its longest such streak since having five straight games with more than 180 rushing yards in the middle of the 2018 season.
- Quarterback **Heinrich Haarberg** (157 yards) and running back **Anthony Grant** (135 yards) each topped the century mark against Louisiana Tech. It marked the first time Nebraska had two players crack 100 rushing yards in the same game since QB Adrian Martinez and RB Detric Mills did so against Rutgers in 2020.
- Nebraska has seven rushing plays of 30 yards or more which is tied for 12th nationally. The Huskers had four 30-plus yard runs against Louisiana Tech.
- Nebraska ranks as one of just eight teams in the nation to rank in the top 25 nationally in both rushing offense and rushing defense.
- Nebraska averages 118.5 more rushing yards per game than it allows to the opposition. Nebraska is one of 12 teams in the country and two in the Big Ten (Penn State) with a positive rushing differential of at least 100 yards per game.

TEAMS RANKED IN TOP 25 IN RUSHING OFFENSE AND DEFENSE

TEAM	RUSH OFF.	RANK	RUSH DEF.	RANK
Air Force	306.1	1	69.1	2
Cincinnati	214.9	10	100.7	18
Kansas State	232.7	3	108.9	23
Miami	193.9	22	79.6	7
Nebraska	195.1	20	76.6	4
Oregon	225.4	6	95.1	11
Tennessee	217.3	7	109.9	24
UCLA	215.6	8	68.6	1

2023 OFFENSE GAME-BY-GAME

RUSHING

GAME	ATT.	YDS.	TD	LONG
MINN	37	181	0	27
CU	41	222	1	57
NIU	44	244	3	20
LT	48	312	3	72
MICH	21	106	1	74
ILL	49	158	2	25
NW	39	163	1	24
PUR				
MSU				
MD				
WISC				
IOWA				

PASSING

GAME	COM-ATT-INT	YDS	TD	LG	SACKS
MINN	11-19-3	114	1	35	3-26
CU	11-22-1	119	1	21	2-14
NIU	14-24-0	158	2	33	1-7
LT	8-18-0	107	1	29	3-24
MICH	14-25-1	199	0	56	4-24
ILL	12-24-1	154	0	39	1-4
NW	8-17-2	85	1	44	0-0
PUR					
MSU					
MD					
WISC					
IOWA					

2023 DEFENSE GAME-BY-GAME

RUSHING DEFENSE

GAME	ATT.	YDS.	TD	LONG
MINN	25	55	0	11
CU	33	58	2	34
NIU	22	26	0	7
LT	21	46	1	14
MICH	51	249	3	21
ILL	19	21	0	10
NW	39	81	0	39
PUR				
MSU				
MD				
WISC				
IOWA				

PASSING DEFENSE

GAME	COM-ATT-INT	YDS	TD	LG	SACKS
MINN	24-44-1	196	1	20	3-12
CU	32-44-0	396	3	41	8-65
NIU	17-36-1	123	1	18	3-27
LT	27-42-1	292	1	35	0-0
MICH	16-23-0	187	3	29	0-0
ILL	29-47-1	289	1	46	2-5
NW	12-23-1	176	0	66	8-51
PUR					
MSU					
MD					
WISC					
IOWA					

SACKS/TFL

GAME	SACKS	YARDS	TFL	YARDS
MINN	3	12	5	19
CU	8	65	11	71
NIU	3	27	5	30
LT	0	0	4	7
MICH	0	0	1	3
ILL	2	5	6	20
NW	8	51	13	62
PUR				
MSU				
MD				
WISC				
IOWA				

NEBRASKA UNDER RHULE

Overall.....	4-3
vs. AP Ranked Teams.....	0-2
vs. AP Top-10 Teams.....	0-1
vs. Unranked Teams.....	4-1
Home.....	3-1
Road.....	1-2
Neutral.....	0-0
In August.....	0-1
In September.....	2-2
In October.....	2-0
In November.....	0-0
In December.....	0-0
In January.....	0-0
Individual Has 100+ Rushing Yards.....	1-0
Individual Has 100+ Receiving Yards.....	0-0
When Rushing for 200 or More Yards.....	2-1
When Rushing for 300 or More Yards.....	1-0
When Passing for 200 or More Yards.....	0-0
When Passing for 300 or More Yards.....	0-0
When Scoring 30 or More Points.....	1-0
When Scoring 40 or More Points.....	0-0
When Allowing 10 or Fewer Points.....	2-0
When Allowing 20 or Fewer Points.....	4-1
When Committing Zero Turnovers.....	1-0
When Winning Turnover Margin.....	1-0
When Scoring First.....	3-0
When Leading at Halftime.....	3-0
When Trailing at Halftime.....	0-3
When Tied at Halftime.....	1-0
Games Decided by 11 Points or More.....	3-2
Games Decided by 10 Points or Less.....	1-1
Games Decided by 7 Points or Less.....	0-1
Games Decided by 3 Points or Less.....	0-1
Overtime Games.....	0-0

RHULE'S COLLEGE CAREER

Overall.....	51-46
vs. AP Ranked Teams.....	3-18
vs. AP Top-10 Teams.....	0-10
vs. Unranked Teams.....	48-28
Home.....	28-19
Road.....	21-23
Neutral.....	2-4
In August.....	2-2
In September.....	15-15
In October.....	17-12
In November.....	14-13
In December.....	3-3
In January.....	0-1
Individual Has 100+ Rushing Yards.....	21-2
Individual Has 100+ Receiving Yards.....	18-12
When Rushing for 200 or More Yards.....	23-6
When Rushing for 300 or More Yards.....	4-0
When Passing for 200 or More Yards.....	31-31
When Passing for 300 or More Yards.....	13-14
When Scoring 30 or More Points.....	28-5
When Scoring 40 or More Points.....	13-3
When Allowing 10 or Fewer Points.....	20-0
When Allowing 20 or Fewer Points.....	35-3
When Committing Zero Turnovers.....	23-7
When Winning Turnover Margin.....	29-5
When Scoring First.....	35-14
When Leading at Halftime.....	39-8
When Trailing at Halftime.....	9-35
When Tied at Halftime.....	3-3
Games Decided by 11 Points or More.....	36-23
Games Decided by 10 Points or Less.....	15-23
Games Decided by 7 Points or Less.....	9-19
Games Decided by 3 Points or Less.....	6-8
Overtime Games.....	2-1

HAARBERG ENGINEERING NEBRASKA OFFENSE

Sophomore quarterback **Heinrich Haarberg** has started the past five games, guiding Nebraska to a 4-1 record. The native of Kearney, Neb., led Nebraska wins over Northern Illinois and Louisiana Tech in his first two starts, and was the first Husker quarterback to win his first two starts since Tommy Armstrong did the same in 2013.

- Haarberg has averaged 222.0 yards of total offense in his five starts, passing for a total of 703 yards and rushing for 407 yards.
- Haarberg accounted for 256 yards of total offense in his first start—a 35-11 win over Northern Illinois, including 98 rushing yards and 158 passing yards. He also had three total touchdowns, two through the air and one rushing score.
- Haarberg rushed for 157 yards and threw for 107 yards in the win over Louisiana Tech. His 157 rushing yards were the most by a Husker quarterback since Adrian Martinez also rushed for 157 yards at Rutgers in the 2020 regular-season finale. It was the 18th time in school history a quarterback has topped 150 rushing yards.
- Haarberg had three runs of better than 30 yards against Louisiana Tech, including a 72-yard touchdown run and runs of 43 and 32 yards. He has a total of four runs of 25 yards or more.
- Haarberg accounted for three TDs against Northern Illinois, and is the first Husker quarterback to have three total touchdowns in his first career start at Nebraska since Adrian Martinez had three touchdowns in his first career start against Colorado in 2018.
- Haarberg is the first Nebraska native to start at quarterback for the Huskers since Noah Vedral started games against Indiana and Minnesota in 2019. Haarberg is just the fourth Nebraska native to start a game at quarterback since 2002 (Vedral, Ryker Fyfe, Ron Kellogg III). Omaha native Eric Crouch started 42 games at quarterback for Nebraska from 1998 to 2001.
- Haarberg was the first Nebraska native to start and win a game since Fyfe led Nebraska to a 28-7 win over Maryland in 2016, and first native Nebraskan to win multiple games at quarterback since Crouch.

KEMP RANKS AMONG ACTIVE LEADERS IN CAREER RECEPTIONS

Virginia transfer **Billy Kemp IV** is in his first season at Nebraska as one of the most experienced and accomplished receivers in the country. Kemp played in 50 games, including 25 starts, in five years at Virginia. He is eligible to play this fall after the NCAA granted all UVA players in their final season of eligibility one additional year of eligibility after a shooting on the Charlottesville campus that killed three football players and led to the cancellation of the final two games of Virginia's season.

- Kemp caught 192 passes for 1,774 yards and eight touchdowns in his Virginia career. He ranked fourth all-time at Virginia in receptions and 10th in receiving yards.
- Kemp has a team-high 21 catches this season and is eighth among all active FBS players with 213 career receptions, hitting the 200-catch mark against Northern Illinois.
- Kemp has 1,990 receiving yards in his career and is just shy of joining the 2,000 receiving yards club.
- Kemp has two touchdowns this season, a touchdown catch against Northern Illinois and a nine-yard TD run against Louisiana Tech. It was his first career collegiate touchdown run, and his 10th overall touchdown.
- Kemp was injured in the second quarter of Nebraska's game against Northwestern leaving his status uncertain for this week's game.

ACTIVE FBS RECEPTION LEADERS

RK	PLAYER	TEAM	GAMES	CATCHES
1.	Smoke Harris	Louisiana Tech	57	283
2.	Jacob Cowing	Arizona	52	280
3.	Joshua Cephus	UTSA	58	276
4.	Zakhari Franklin	Ole Miss	49	266
5.	Jalon Calhoun	Duke	55	228
6.	Sam Pinckney	Coastal Carolina	53	223
	Malachi Corley	Western Kentucky	43	223
8.	Billy Kemp IV	Nebraska	57	213
9.	LaJohntay Wester	Florida Atlantic	40	210
10.	Jo'quavious Marks	Mississippi State	43	209

CAREER TACKLE LEADERS AMONG BIG TEN PLAYERS

RK	PLAYER	TEAM	CAREER TACKLES
1.	Nick Jackson	Iowa	419
2.	Luke Reimer	Nebraska	265
3.	Cal Haladay	Michigan State	264
4.	Bryce Gallagher	Northwestern	259
5.	Jacoby Windmon	Michigan State	233

REIMER AIMS TO CLIMB NEBRASKA'S ALL-TIME TACKLES LIST

Linebacker **Luke Reimer** has been Nebraska's leading tackler each of the past two seasons, recording 194 tackles in 22 games spanning the 2021 and 2022 seasons. In his career, Reimer has amassed 259 tackles with 6.5 sacks and 18.0 tackles for loss. Reimer was one of 80 FBS players named to the Lombardi Award preseason watch list. Reimer has 20 tackles in five games this season, while missing two games because of injury.

- With 265 career tackles, Reimer is second in career tackles among Big Ten players, trailing only Iowa's Nick Jackson who transferred to the Hawkeyes in the offseason. Reimer was the only returning Big Ten player with 220 or more tackles entering 2023.
- Reimer is looking to become the fourth Husker to lead Nebraska in tackles three straight seasons since complete tackle statistics are available beginning in 1965.

HUSKERS TO LEAD NEBRASKA IN TACKLES 3 STRAIGHT SEASONS

- » Mike Brown, Rover (1996-97-98)
- » Marc Munford, Linebacker (1984-85-86)
- » Jerry Murtaugh, Linebacker (1968-69-70)

- Reimer ranks 10th in school history with his 265 career tackles. With 19 tackles, he would move into the top five, and he is just 25 tackles from the No. 3 spot on the all-time tackles chart.

HUSKERS WITH 300 CAREER TACKLES

- » Barrett Ruud, Linebacker (432 tackles, 2001-04)
- » Jerry Murtaugh, Linebacker (342 tackles, 1968-70)

PROGRESS TRACKER: REIMER ON NEBRASKA'S ALL-TIME TACKLES LIST

- » **Current Rank:** 10th (265)
- » **Tackles Needed to Reach 5th Place:** 19 (284)

GIFFORD LEADING NEBRASKA SECONDARY

Safety **Isaac Gifford** has established himself as a difference maker in the Nebraska secondary in 2023, leading the team with 45 tackles. The Lincoln native is among the Big Ten leaders in pass breakups (6th) and passes defended per game (7th).

- Gifford has been at his best in recent weeks, recording at least seven tackles in each of the past four games, including a season-high eight tackles at Illinois. Gifford also had eight tackles at Colorado earlier in 2023.
- Gifford has a team-high six pass breakups and 1.0 passes defended per game. He had a career-high three PBU in a 20-7 win at Illinois.
- Gifford was among the top Blackshirts in 2022, recoding 70 tackles, including 43 solo stops a year ago.

HUTMACHER A BEAR FOR HUSKER OPPONENTS

Junior nose tackle **Nash Hutmacher** has emerged as one of the Big Ten's most dominant defensive linemen during the 2023 season. The "Polar Bear" has recorded 26 tackles in 2023, including team highs of four sacks and six tackles for loss. Hutmacher came into the 2023 season with 15 career tackles and 0.5 tackle for loss.

- Hutmacher is coming off perhaps the most dominant game of his career against Northwestern. The South Dakota native had a career-high seven tackles, including 2.5 sacks.
- Hutmacher's sacks against Northwestern made a huge impact for a defense that recorded eight sacks, 13 TFL and limited the Wildcats to 81 rushing yards.
- Overall, Hutmacher had a hand in four sacks in the game. The first came on the Wildcats' opening drive, forcing Northwestern out of field goal range. The second came after the Wildcats took possession on the Nebraska 13, and forced Northwestern to settle for a field goal. His final sack of the game came after the Wildcats reached the Nebraska 5 in the fourth quarter and once again forced a field goal to keep Nebraska's lead at eight points.

NEBRASKA FOOTBALL FACTS

HISTORY

Season of Football.....	134th
All-Time Games Played	1,376
National Ranking in All-Time Wins	8th
All-Time Bowl Appearances	53
National Ranking in Bowl Appearances	7th

CHAMPIONSHIPS

National Championships	5
Back-to-Back National Championships	2
Undeclared Seasons	11
Perfect Seasons	9
Conference Championships	46

RECORD BREAKDOWN

All-Time Record	916-420-40
All-Time Bowl Record	26-27
Home Games	558-171-20
Memorial Stadium	431-148-13
Record in August	14-3-0
Record in September	184-55-6
Record in October	369-152-19
Record in November	310-174-15
Record in December	24-15-0
Record in January	14-21-0
Record in February	1-0-0
In Overtime	8-7
At Night	105-48-3
When Scoring 35+ Points	377-11
When Allowing 10 Points or Less ...	580-47-29
vs. Big Ten Teams	129-126-9
» In Big Ten Play (since 2011)	49-58
» Home	26-26
» Away	23-30
» Neutral	0-2
vs. Ranked Teams	105-145-3
» Home	51-49-0
» Away	28-69-3
» Neutral	26-27-0
» as No. 1 Team	46-7-1

STREAKS

Consecutive Games Scoring a Point	346
Consecutive Home Games Scoring a Point...	362
Consecutive Home Sellouts	394
Record in Sellout Streak	320-73
» vs. Ranked Teams	47-38

INDIVIDUAL HONORS

College Football Hall of Fame Players	20
College Football Hall of Fame Coaches	6
First-Team All-Americans	110
Unanimous All-Americans	54
Academic All-Americans*	108
NCAA Top Ten Award Winners*	9
Heisman Trophy Winners	3
Walter Camp Award Winners	3
Maxwell Trophy Winners	1
Outland Trophy Winners*	9
Lombardi Trophy Winners	5
Butkus Award Winners	1
Johnny Unitas Golden Arm Award Winners ...	1
Davey O'Brien Award Winners	1
Rimington Award Winners	1
Bednarik Award Winners	1
Nagurski Trophy Winners	1
Retired Jerseys	25
First-Team All-Conference Selections	521

*Total leads the nation

CHARTING THE HUSKERS

ALL-TIME WINS

RK.	SCHOOL	WINS
1.	Michigan	997
2.	Ohio State	960
3.	Alabama	960
4.	Notre Dame	945
5.	Texas	942
6.	Oklahoma	941
7.	Penn State	926
8.	Nebraska	916

CONFERENCE TITLES

RK.	SCHOOL	TITLES
1.	Oklahoma	50
2.	Nebraska	46
3.	Michigan	44

AP NATIONAL TITLES

RK.	SCHOOL	TITLES
1.	Alabama	12
2.	Notre Dame	8
3.	Oklahoma	7
4.	Miami	5
	Ohio State	5
	USC	5
t-7.	Nebraska	4

COACHES POLL NATIONAL TITLES

RK.	SCHOOL	TITLES
1.	Alabama	11
2.	Oklahoma	6
3.	USC	5
t-4.	Nebraska	4

BOWL APPEARANCES

RK.	SCHOOL	APP.
1.	Alabama	70
2.	Texas	58
3.	Georgia	57
4.	Oklahoma	56
5.	Tennessee	55
6.	USC	55
t-7.	Nebraska	53

HEISMAN TROPHY WINNERS

RK.	SCHOOL	WINNERS
1.	Notre Dame	7
	Ohio State	7
	Oklahoma	7
	USC	7
5.	Alabama	4
t-6.	Nebraska	3

NFL DRAFT PICKS

RK.	SCHOOL	PICKS
1.	Notre Dame	525
2.	USC	524
3.	Ohio State	485
4.	Oklahoma	414
5.	Michigan	401
	Alabama	401
7.	Penn State	381
8.	LSU	375
9.	Florida	373
10.	Georgia	371
11.	Nebraska	368

BUSCHINI ON RAY GUY AWARD WATCH LIST

Punter **Brian Buschini** was named to the Ray Guy Award Watch List in August, one of 50 FBS punters to make the list. Buschini is in his second season at Nebraska in 2023 after beginning his career at FCS Montana.

- Buschini averaged 44.0 yards per punt in his first season at Nebraska in 2022, good for 25th nationally and eighth in Husker history. He is averaging 41.5 yards per punt on the season to rank eighth in the Big Ten, and he has placed 14 of his 33 punts inside the opponent's 20-yard line.
- The 2021 FCS Punter of the Year at Montana, Buschini averages just less than 45 yards per punt in his career. Nearly one-third of Buschini's 165 career punts have covered 50 or more yards, while more than one-third of his career punts have been placed inside the 20-yard line, including five against Louisiana Tech and four against Northwestern.
- Buschini wore No. 95 last season but he switched to No. 18 this fall. Buschini made the number switch after learning about the life of former Nebraska quarterback Brook Berringer. A two-time national champion who wore No. 18, Berringer was killed in a plane crash on April 18, 1996, less than four months after helping Nebraska to the 1995 national title. Berringer was an active member of the community and every year since 1997, Nebraska football players who serve the community are honored with an appointment to the Brook Berringer Citizenship Team.
- Buschini was named a semifinalist for the National Football Foundation's Campbell Trophy on Sept. 27. The award is given to the nation's top football student-athlete.

HUSKERS POSSESS VETERAN OFFENSIVE LINE

Arguably the most experienced unit on the Nebraska team is the offensive line. The group is also the only unit that did not have a new position coach in 2023, as **Donovan Raiola** was the lone full-time assistant on Nebraska's 2022 coaching staff to join Head Coach Matt Rhule's staff.

- Husker offensive linemen have combined for 157 career starts, including 130 starts at Nebraska. According to research compiled by West Virginia's Mike Montoro, Nebraska's 120 combined offensive line starts entering 2023 were the 15th-most in the country entering the season.
- **Bryce Benhart** leads the way with 36 career starts, starting 36 of Nebraska's 39 games at right tackle since the start of the 2020 season. Benhart is just the fourth Husker to make 30 career starts at right tackle. **Turner Corcoran** has started 31 of Nebraska's last 32 games - including 30 straight - with 26 starts at left tackle, three starts at left guard and two starts at right tackle. **Ethan Piper** has started 25 games at left guard in his career. Both Corcoran and Piper were lost for the season due to injuries suffered in the Northwestern game.
- Bolstering the line in 2023 was the addition of Arizona State transfer **Ben Scott** and the return of **Noureddin Nouili**. Scott, who was named to the preseason watch list for the Rimington Trophy, made 28 starts for the Sun Devils the previous three seasons with starting experience at center (11 starts) and right tackle (17 starts). Nouili, who sat out the 2022 season, is back after he started the final seven games of the 2021 campaign at left guard. He has started all seven games at right guard this fall, but is expected to miss this week's game against Purdue.
- **Teddy Prochazka** (5 starts) and **Henry Lutovsky** (2 starts) have also started multiple games on the Husker offensive line. Prochazka emerged as a true freshman starter at left tackle midway through 2021 before suffering a season-ending injury. He then started the first three games last season at left tackle before suffering another season-ending injury.

TRANSFERS ADD EXPERIENCE TO NEBRASKA ROSTER

Nebraska added 63 newcomers to its roster during the offseason.

- Fifteen of Nebraska's 20 first-year transfers are FBS transfers with three junior college transfers and two Division II transfers.
- The group of 15 FBS transfers includes 14 transfers from Power Five programs. Eleven players came to Lincoln with previous Power Five experience, combining for 252 games played and 87 starts in their careers prior to arriving in Lincoln.
- The transfers add considerable experience to the Husker offense. Arizona State transfer **Ben Scott** ranks second among all current Husker offensive players with 35 career starts, Virginia transfer wide receiver **Billy Kemp IV** has 27 career starts and Georgia Tech transfer quarterback **Jeff Sims** has 25 career starts.

NEWCOMERS MAKE IMMEDIATE IMPACT FOR HUSKERS

Nebraska has featured many new faces in prominent roles in the 2023 season. A total of 21 players have made their first starts at NU in 2023, including six players in their first year in the program.

- Two true freshmen have made at least three starts, place-kicker **Tristan Alvano** and defensive end **Cameron Lenhardt**.
- Lenhardt was only the ninth Husker true freshman (excluding kickers) to start a season opener since freshmen regained eligibility in 1972.
- Lenhardt joined Maliek Collins as the only true freshmen defensive linemen to start a game for Nebraska since freshmen regained eligibility in 1972. Collins started one game as a true freshman during the 2013 season, earning a start in the 2014 Gator Bowl.

- Lenhardt made his presence known early in the season, particularly at Colorado. He recorded 2.0 sacks against the Buffs, becoming the first Husker true freshman with two sacks in a game since Barry Turner had two sacks at Baylor in 2005. Lenhardt missed games against Louisiana Tech and Michigan with an injury before returning against Illinois.
- Lenhardt is one of four true freshmen to see action in the defensive front seven. **Princewill Umanmielen** has made 13 tackles, including seven against Northwestern. He has 2.5 TFL and had his first career sack against Northwestern. **Riley Van Poppel** split a sack at Colorado and had a key goal-line stop at Illinois, and **Sua Lefotu** recovered a fourth-quarter fumble against the Buffs.
- Alvano handles the place-kicking duties and shares kickoff chores. The Omaha native has made three field goals and all 15 of his PAT attempts, while adding six touchbacks on 13 kickoffs.
- True freshman receiver **Malachi Coleman** has started two games and has two receptions this season. He had a 44-yard TD reception in the fourth quarter against Northwestern.
- Redshirt freshman running back **Emmett Johnson** has earned starts in Nebraska's past two games. He rushed for a career-best 73 yards on 12 carries against Northwestern.
- All of Nebraska's skill position starters over the past two games (Illinois, Northwestern) have been sophomores or freshmen.

SINGLE-DIGIT NUMBERS AWARDED TO 'TOUGHEST' HUSKERS

In a tradition new to Nebraska but familiar to **Matt Rhule**, single-digit jersey numbers were awarded to the team's "toughest" players. The single-digit honorees were chosen through a players-only vote and the players then got to choose which single-digit number they wanted.

The tradition of single-digit numbers being reserved for the chosen few dates back to Rhule's time at Temple.

"I got really tired of having a guy in my program who had spent three years at like No. 47... wanted to wear No. 1 or No. 3, and he had earned it and we would give it to a recruit," Rhule said during the offseason. "What we decided was (numbers) 1-9, now 0-9, would go to the nine or now 10 'toughest' guys on the team. When I say 'toughest', we define that for the guys, but really the guys who best exemplify what it means to be a Cornhusker. To be accountable, to be dependable, to be tough, hard-working, competitive every single day."

The 10 players listed below were selected by their teammates to be worthy of having a single-digit number this season. In addition to the 10 players below, **Ethan Piper** was selected in the first round of team voting to earn a single-digit number, but NCAA rules prevent offensive linemen from wearing a single-digit number.

NEBRASKA SINGLE-DIGIT JERSEY PLAYERS

- » No. 0 Nash Hutmacher, Defensive Line
- » No. 1 Billy Kemp IV, Wide Receiver
- » No. 2 Isaac Gifford, Defensive Back
- » No. 3 Nick Henrich, Linebacker
- » No. 4 Luke Reimer, Linebacker
- » No. 5 John Bullock, Linebacker
- » No. 6 Quinton Newsome, Defensive Back
- » No. 7 Jeff Sims, Quarterback
- » No. 8 DeShon Singleton, Defensive Back
- » No. 9 Ty Robinson, Defensive Line

16 PLAYING 2023 SEASON AS COLLEGE GRADUATES

Sixteen Huskers are playing this season as college graduates, including 11 players who earned their degrees from Nebraska and five players who joined the Husker program as graduate transfers.

In addition to the 16 players who have already graduated, 13 Huskers are on track to earn their degrees in December of 2023.

NEBRASKA FOOTBALL RECENT ACADEMIC HIGHLIGHTS

- » 16 college graduates on the 2023 roster
- » 3.184 team grade-point average in 2023 spring semester (highest in team history)
- » 92% NCAA Graduation Success Rate (highest in team history)
- » 59 Academic All-Big Ten selections in 2022
- » 161 honor roll selections in the 2022-23 fall and spring semesters

COLLEGE GRADUATES ON NEBRASKA'S ROSTER

- | | |
|--|--|
| <ul style="list-style-type: none"> • Bryce Benhart • Timmy Bleekrode (Furman) • Brian Buschini • Joshua Fleeks (Baylor) • Isaiah Garcia-Castaneda • Blaise Gunnerson • Nick Henrich • Billy Kemp IV (Virginia) | <ul style="list-style-type: none"> • Quinton Newsome • Marco Ortiz (Florida) • Luke Reimer • Ty Robinson • Phalen Sanford • Ben Scott (Arizona State) • Garrett Snodgrass • Javin Wright |
|--|--|

CHARTING THE HUSKERS

CONSECUTIVE HOME SELLOUTS

RK.	SCHOOL	SELLOUTS
1.	Nebraska	394
2.	Oklahoma	148

NATIONAL TITLES SINCE 1970

RK.	SCHOOL	TITLES
1.	Alabama	12
2.	Nebraska	5
	Miami	5

WINS SINCE 1970

RK.	SCHOOL	WINS
1.	Ohio State	507
2.	Oklahoma	506
3.	Alabama	497
4.	Nebraska	482
5.	Michigan	480

9-WIN SEASONS

RK.	SCHOOL	SEASONS
1.	Alabama	53
2.	Nebraska	50
3.	Oklahoma	49

10-WIN SEASONS

RK.	SCHOOL	SEASONS
1.	Alabama	42
	Oklahoma	42
3.	Michigan	31
4.	Ohio State	30
5.	Nebraska	27

WEEKS RANKED IN AP POLL

RK.	SCHOOL	WEEKS
1.	Ohio State	974
2.	Michigan	911
3.	Oklahoma	890
4.	Notre Dame	865
	Alabama	865
6.	USC	811
7.	Texas	765
8.	Nebraska	730
9.	Penn State	687

WEEKS RANKED NO. 1 IN AP POLL

RK.	SCHOOL	WEEKS
1.	Alabama	140
2.	Ohio State	105
3.	Oklahoma	101
4.	Notre Dame	98
5.	USC	91
6.	Florida State	72
7.	Nebraska	70
8.	Miami	68

BIG TEN FUTURE OPPONENTS

In early October, the Big Ten announced future conference opponents for the 2024 through 2028 seasons. Nebraska will play Iowa each season in the five-year cycle and will play each of the other 16 Big Ten schools either two or three times in that span.

2024

Home: Illinois, Rutgers, UCLA, Wisconsin
 Away: Indiana, Iowa, Ohio State, Purdue, USC

2025

Home: Iowa, Michigan, Minnesota, Northwestern, USC
 Away: Maryland, Michigan State, Penn State, UCLA

2026

Home: Indiana, Maryland, Ohio State, Washington
 Away: Illinois, Iowa, Michigan State, Oregon, Rutgers

2027

Home: Iowa, Minnesota, Oregon, Purdue, Rutgers
 Away: Northwestern, Ohio State, Washington, Wisconsin

2028

Home: Northwestern, Penn State, UCLA, Wisconsin
 Away: Iowa, Michigan, Minnesota, Purdue, USC

HUSKERS FACING 10 POWER FIVE OPPONENTS

Nebraska opened the 2023 season with a Big Ten road game before three non-conference games. This marked the sixth straight year Nebraska has played its Big Ten opener away from Lincoln.

- Nebraska opened its season with a conference matchup (at Minnesota) for just the 16th time in school history, but for the fourth straight season.
- NU opened with back-to-back road games at Minnesota and Colorado. The Huskers began the season with consecutive road games for the first time since 1995, when second-ranked NU won at Oklahoma State (64-21) and Michigan State (50-10).
- Among the 69 Power Five schools, Nebraska and Stanford were the only teams that played consecutive road games to open the 2023 season.
- The Huskers' first home game against Northern Illinois on Sept. 16 was NU's latest home opener since 1981 (excluding 2020 Covid season).
- The Huskers have played two games against teams ranked at game time, including at No. 22 Colorado (Sept. 9) and No. 2 Michigan (Sept. 30).

NEBRASKA AMONG TOP ALL-TIME PROGRAMS

Nebraska is playing its 134th football season this fall, and the Huskers have historically been one of the top programs in college football history.

- Nebraska ranks eighth in NCAA history with 916 wins and seventh with 53 all-time bowl game appearances.
- NU has won five national championships. The Huskers' four AP national titles (1970, 1971, 1994, 1995) are seventh all-time and NU's four coaches poll titles (1971, 1994, 1995, 1997) rank fourth.
- Nebraska's 46 conference titles rank second in NCAA history.
- Nebraska football has produced more Academic All-Americans (108) and NCAA Top 10 Award winners (9) than any other team in any sport in NCAA history.

FRAZIER TO HIGHLIGHT NEBRASKA ATHLETICS HALL OF FAME CLASS

The Nebraska Athletics Hall of Fame will officially induct its 2023 class on Friday afternoon in a ceremony at Memorial Stadium. The 2023 class is highlighted by Nebraska All-America quarterback **Tommy Frazier**, who led Nebraska to two national championships and was the 1995 Heisman Trophy runner-up.

The other members of the 2023 class include:

- Lori Endicott, Volleyball (1985-1988)
- Emily Parsons, Gymnastics (2005-2008)
- Tolly Thompson, Wrestling (1993-1997)
- Brittany Timko, Soccer (2003-2006)
- Gary Pepin, Track & Field Head Coach (1981-2022)

In addition to the Friday afternoon ceremony, the group will be honored on the field at Saturday's game against Purdue.

HOME OF THE HUSKERS



Memorial Stadium celebrates its 100th year in 2023. In the fall of 1922, a drive for \$430,000 in stadium construction funds was undertaken by faculty, students, alumni and friends of the University.

The stadium was named Memorial Stadium to honor all Nebraskans who served in the Civil and Spanish-American Wars; the 751 Nebraskans who died in World War I; the 3,839 in World War II; the 225 in Korea; the 422 in Vietnam; and those in Iraq.

Construction was completed in a few more than 90 working days and Memorial Stadium was dedicated on Oct. 20, 1923, at the Homecoming game in which Nebraska was held to a scoreless tie by Kansas.

The field at Memorial Stadium was named Tom Osborne Field - after the Huskers' legendary Hall-of-Fame coach - in 1998, one year after Osborne's retirement following 25 years and 255 victories as head coach.

TOP 10 HOME CROWDS

RK.	DATE	OPPONENT	ATT.
1.	Sept. 20, 2014	Miami	91,585
2.	Sept. 14, 2013	UCLA	91,471
3.	Aug. 30, 2014	Fla. Atlantic	91,441
4.	Nov. 29, 2013	Iowa	91,260
5.	Sept. 27, 2014	Illinois	91,225
6.	Nov. 22, 2014	Minnesota	91,186
7.	Aug. 31, 2013	Wyoming	91,185
8.	Nov. 2, 2013	Northwestern	91,140
9.	Nov. 1, 2014	Purdue	91,107
10.	Oct. 25, 2014	Rutgers	91,088

TOP 5 SEASON ATTENDANCE

RK.	YEAR	GAMES	TOTAL	AVG.
1.	2014	7	638,744	91,249
2.	2013	8	727,466	90,933
3.	2016	7	631,402	90,200
4.	2015	7	629,986	89,998
5.	2017	7	628,583	89,798

LONGEST HOME WIN STREAKS

RK.	BEGAN	ENDED	WINS
1.	Oct. 19, 1991	Oct. 31, 1998	47
2.	Sept. 28, 1901	Oct. 20, 1906	33
3.	Nov. 27, 1998	Nov. 2, 2002	26
4.	Sept. 27, 1969	Nov. 23, 1972	23
5.	Oct. 3, 1981	Nov. 17, 1984	21

All streaks at Memorial Stadium, except for the 33-game streak from 1901 to 1906.

2023 NEBRASKA SEASON NOTEBOOK

SCHEDULE NOTES

- Nebraska is scheduled to play three games against opponents ranked in the 2023 preseason AP poll—Michigan (2nd) on Sept. 30, Wisconsin (19th) on Nov. 18 and Iowa (25th) on Nov. 24. NU has played two opponents ranked at game time (No. 22 Colorado, Sept. 9; No. 2 Michigan Sept. 30).
- Nebraska plays a total of seven opponents who played in a bowl game in 2022.
- The Huskers opened the season with back-to-back road games at Minnesota (Aug. 31) and Colorado (Sept. 9). Nebraska began a season with consecutive road games for the first time since 1995. Nebraska and Stanford were the only two Power Five programs to open the season with back-to-back road games.
- The Huskers recognized the 100-year anniversary of Memorial Stadium against Northwestern on Oct. 21. The first game played in Memorial Stadium was a 24-0 shutout of Oklahoma on Oct. 13, 1923.

COACHING STAFF NOTES

- **Matt Rhule** is in his first season at Nebraska in 2023. Rhule is in his 11th season as a head coach after previously leading programs at Temple (2013-16) and Baylor (2017-19) along with a stint as head coach of the NFL's Carolina Panthers (2020-22).
- In his last full season at the collegiate level in 2019, Rhule was named the Sporting News National Coach of the Year and the Big 12 Coach of the Year after leading Baylor to appearances in the Big 12 Championship Game and the Sugar Bowl.
- Rhule built winning programs at Temple and Baylor. After laying the foundation in his first two seasons at each stop, Rhule guided both the Owls and Bears to a school-record win total in his third season, when both teams also played in the conference championship game.
- Seven Husker assistants previously coached on a Rhule staff: **Marcus Satterfield** (offensive coordinator), **Ed Foley** (special teams coordinator), **E.J. Barthel** (running backs), **Evan Cooper** (secondary/defensive pass game coordinator), **Rob Dvoracek** (linebackers), **Terrance Knighton** (defensive line) and **Garret McGuire** (wide receivers).

- Three Husker assistants are serving on a Rhule staff for the first time: **Tony White** (defensive coordinator), **Josh Martin** (tight ends) and **Donovan Raiola** (offensive line).
- Eight of Nebraska's 11 full-time coaches have experience coaching in the National Football League.

ROSTER NOTES

- Nebraska's roster features 137 players. A player's class reflects the fact that the 2020 season did not count as a year of eligibility.

HUSKER ROSTER CLASS BREAKDOWN

CLASS	TOTAL	% OF ROSTER
Total Freshmen	60	44%
Freshmen	44	32%
Redshirt Freshmen	16	12%
Sophomores	41	30%
Juniors	26	19%
Seniors	10	7%

- The roster features 73 returning players and 64 newcomers. Nebraska returns a total of 14 starters and 36 letterwinners.
- NU added 20 transfers and 44 true freshmen since the end of the 2022 season. Among the 20 transfers are 15 FBS transfers, three junior college players and two Division II transfers.
- The Huskers added 14 transfers from Power Five programs, including: Florida (3), Georgia (3), Arizona State (1), Baylor (1), Georgia Tech (1), Notre Dame (1), Ole Miss (1), Texas A&M (1), Utah (1) and Virginia (1).
- The roster features players from 28 states and two foreign countries (Canada & Germany).
- Nebraska has had a letterwinner from 47 of the 50 states in its history, missing only Idaho, New Hampshire and Rhode Island.
- States with multiple players on the roster include: Nebraska (52), Texas (11), Georgia (9), Iowa (6), California (5), Florida (5), Arizona (4), New Jersey (4), Pennsylvania (4), Michigan (3), Minnesota (3), Missouri (3), South Dakota (3), Tennessee (3), Colorado (2), Illinois (2), Kansas (2), Louisiana (2), New York (2) and Virginia (2).
- The states of Alabama, Hawaii, Maryland, Mississippi, Montana, Oklahoma, Utah and Washington are each represented with one player on Nebraska's 2023 roster.
- The players wearing a single-digit jersey number (0-9) earned the right to wear that number through a team vote. Offensive lineman Ethan Piper was also selected to wear a single-digit number, but NCAA rules prohibited him from wearing a single-digit number.

- **Alex** (WR) and **John Bullock** (LB) were the first brothers to start the same game at Nebraska since 2019. They are the first brothers to start a game on the opposite side of the ball for the Huskers since 1987.

ACADEMIC NOTES

- A total of 16 Huskers are playing the 2023 season as graduates, including players who earned their degree at another institution before transferring to Nebraska.

HUSKERS WHO HAVE EARNED DEGREES

» Bryce Benhart	» Quinton Newsome
» Timmy Bleekrode	» Marco Ortiz
» Brian Buschini	» Luke Reimer
» Joshua Fleeks	» Ty Robinson
» Isaiah Garcia-Castaneda	» Phalen Sanford
» Blaise Gunnerson	» Ben Scott
» Nick Henrich	» Garrett Snodgrass
» Billy Kemp IV	» Javin Wright

COACHING LEDGER

NEBRASKA (2023)
• Head Coach
CAROLINA PANTHERS (2020-22)
• Head Coach
BAYLOR (2017-2019)
• Head Coach
TEMPLE (2013-16)
• Head Coach
NEW YORK GIANTS (2012)
• Assistant Coach (Assistant OL)
TEMPLE (2006-11)
• Offensive Coordinator (TE)/ Recruiting Coordinator (2011)
• Offensive Coordinator (QB) (2008-10)
• Assistant Coach (QB)/ Recruiting Coordinator (2007)
• Assistant Coach (DL) (2006)
WESTERN CAROLINA (2002-05)
• Assistant Head Coach (OL)/ Running Game Coordinator/ Special Teams (2005)
• Assistant Head Coach (Special Teams/LB) (2003-04)
• Assistant Coach (Special Teams/LB) (2002)
UCLA (2001)
• Assistant Coach (Assistant DL)
BUFFALO (1999-2000)
• Assistant Coach (DL) (2000)
• Assistant Coach (Assistant DL) (1999)
ALBRIGHT [PA.] COLLEGE (1998)
• Assistant Coach (LB)

HEAD COACHING RECORDS

YEAR	TEAM (ROLE)	RECORD
2013	Temple	2-10
2014	Temple	6-6
2015	Temple	10-4
2016	Temple	10-3
4 SEASONS		28-23
2017	Baylor	1-11
2018	Baylor	7-6
2019	Baylor	11-3
3 SEASONS		19-20
2020	Carolina Panthers	5-11
2021	Carolina Panthers	5-12
2022	Carolina Panthers	1-4
2+ SEASONS		11-27
2023	Nebraska	4-3
1 SEASON		4-3
11 CAREER SEASONS		62-73
8 COLLEGE SEASONS		51-46

HEAD COACH MATT RHULE



- 1ST SEASON AT NEBRASKA
- 8TH COLLEGIATE SEASON
- 11TH CAREER SEASON

2019 NATIONAL COACH OF THE YEAR

Matt Rhule has a proven track record as a program builder. In his first two collegiate head coaching jobs at Temple (2013-16) and Baylor (2017-19), Rhule led both the Owls and the Bears to their most victories in school history in just his third season. He also took both teams to the conference championship game in year three.

Rhule took Temple from two wins in his first season to a school-record 10 victories in both his third and fourth seasons with an appearance in the conference championship game both seasons. He then took Baylor from one win in his first season to a school-record 11 victories in his third season and an appearance in the Big 12 Championship Game and the Sugar Bowl.

Over his last five collegiate seasons before taking the Nebraska job (2015-19), Rhule won one conference title, three division titles and produced three seasons with double-digit wins.

TAKING TEMPLE TO NEW HEIGHTS

In his tenure at Temple from 2013 to 2016, Rhule took the Owls to new heights.

- In Rhule's second season in 2014, Temple posted the program's first win over an SEC team since 1938, its first win over a ranked opponent in 16 seasons and the program's largest margin of victory in nearly 50 years.
- Rhule won 10 games in both 2015 and 2016. He is responsible for two of the three 10-win seasons in Temple's 124-year history.
- He also took the Owls to back-to-back bowl games in 2015 and 2016, the first time Temple played in a bowl in consecutive seasons.
- In 2015, Rhule led Temple to the American Athletic Conference Championship Game, the first conference title game in program history.
- The next season, Rhule guided the Owls to their second conference title in program history and the first in nearly 40 years.
- Temple has spent a total of 16 weeks ranked in the 87-year history of the Associated Press top-25 poll. More than half of those top-25 rankings (9) came under Rhule in 2015 and 2016.

AN ENCORE AT BAYLOR

At Temple, Rhule led the Owls to their highest season win total in program history, their first conference championship game appearance and an impressive run in the national rankings. He produced an encore by repeating each of those same feats in three seasons at Baylor.

- Baylor finished with 11 losses in Rhule's first season in 2017 but two years later, he guided the Bears to 11 wins in 2019. Baylor became the first Power Five program to go from 11 losses to 11 wins in two or fewer seasons.
- Baylor won its final two games of the 2018 season and its first nine games of the 2019 campaign. The 11 straight victories marked the second-longest winning streak in school history, while Baylor's 9-0 start in 2019 was the best start in program history.
- In 2019, Rhule led Baylor to its most wins (11) in school history, the Bears advanced to their first Big 12 Championship Game and played in the Sugar Bowl for only the second time in program history.
- Baylor finished with a No. 13 ranking in 2019, the Bears' second-highest final ranking since 1951.

ASSISTANT COACHING STAFF



1ST YEAR

TONY WHITE
ASSOCIATE HEAD COACH /
DEFENSIVE COORDINATOR

- 2022 Nominee for Broyles Award (Nation's Top Assistant Coach)
- Defensive Coordinator in the ACC, Big Ten & Pac-12
- Syracuse Ranked in the Top 30 in Total Defense in both 2021 & 2022



1ST YEAR

ROB DVORACEK
ASSISTANT COACH - LINEBACKERS

- 6 of His 7 Seasons Have Been Spent at a Power Five Program or in the NFL
- Helped the Carolina Panthers Rank 2nd in the NFL in Total Defense in 2021
- Helped Lehigh Rank in the Top 20 in the FCS in Scoring Defense in 2019



1ST YEAR

MARCUS SATTERFIELD
OFFENSIVE COORDINATOR

- 12th Season as an Offensive Coordinator, Plus 2 Seasons as a Head Coach
- In 2022, South Carolina Had the 4th-Highest Scoring Offense in Program History
- Tutored the All-Time Leading Passer at Both Temple & Chattanooga



1ST YEAR

TERRANCE KNIGHTON
ASSISTANT COACH - DEFENSIVE LINE

- 2 Seasons of NFL Coaching Experience Following a 7-Year NFL Career
- Helped the Carolina Panthers Rank 2nd in the NFL in Total Defense in 2021
- Coached the Only 2 Defensive Linemen in Wagner History Who Went on to the NFL



1ST YEAR

ED FOLEY
SPECIAL TEAMS COORDINATOR

- Experience as a Collegiate Head Coach, Offensive Coordinator, Special Teams Coordinator & NFL Assistant
- His Special Teams Have Ranked in the Top 25 in 4 of His Last 5 College Seasons
- 30 Blocked Kicks in 7 Seasons as a Collegiate Special Teams Coach



1ST YEAR

JOSH MARTIN
ASSISTANT COACH - TIGHT ENDS

- Has Coached Tight Ends at Nebraska (2023), SMU (2018-21) & Arizona State (2015)
- Developed 2 Tight Ends into NFL Draft Picks in 4 Seasons at SMU
- Helped Kylen Granson Set an SMU Tight End Record with 14 Career Receiving TDs



1ST YEAR

E.J. BARTHEL
ASSISTANT COACH - RUNNING BACKS

- Boasts Big Ten Experience at Nebraska, Penn State & Rutgers
- UConn ranked 33rd in Rushing in 2022 While Winning Its Most Games Since 2010
- William & Mary Had the Most Improved Rushing Offense in the FCS in 2019



1ST YEAR

GARRET MCGUIRE
ASSISTANT COACH - WIDE RECEIVERS

- 1st College Coaching Job After 2 Seasons in the NFL to Begin His Coaching Career
- Helped Carolina's DJ Moore Rank 15th in the NFL in Touchdown Catches in 2022
- Son of Texas Tech Head Coach Joey McGuire



1ST YEAR

EVAN COOPER
ASSISTANT COACH - SECONDARY
DEFENSIVE PASS GAME COORDINATOR

- Experience at Miami, Baylor, Nebraska & as an NFL Assistant
- Carolina Ranked 2nd in the NFL in Total Defense & 4th in Pass Defense in 2021
- Helped Baylor Rank 5th in Interceptions in 2019 & 18th in Pass Efficiency Defense



2ND YEAR

DONOVAN RAIOLA
ASSISTANT COACH - OFFENSIVE LINE

- Experience Coaching the Offensive Line at Nebraska, Notre Dame & in the NFL
- Has Coached at 2 of the 10 Winningest Programs in College Football History
- Helped the Chicago Bears Advance to the NFL Playoffs in 2 of His 4 Seasons

SCOUTING THE PURDUE BOILERMAKERS



Purdue has won two of its first seven games under first-year head coach Ryan Walters, picking up victories against Virginia Tech and Illinois.

The Boilermakers enter Saturday averaging 370.7 yards per game, with 232.1 yards per game through the air and 138.6 yards per game on the ground. Hudson Card has completed 149-of-246 passes for 1,617 yards, seven touchdowns and five interceptions. Deion Burks has 27 receptions for 418 yards and five touchdowns, followed by Abdur-Rahmaan Yaseen with 25 catches and 329 yards. Devin Mockobee leads the Boilermaker rushing attack with 478 yards and four touchdowns through seven games this season.

Defensively, Purdue is allowing 395.4 yards per game and 29.9 points per game. Dillon Thieneman leads the Boilermakers with 62 tackles and three interceptions on the season. Kydran Jenkins has recorded a team-high seven tackles for loss and five sacks in seven games, followed by Nic Scourton with 6.5 tackles for loss and four sacks this season.

9/2	Fresno State	L, 39-35
9/9	at Virginia Tech	W, 24-17
9/16	Syracuse	L, 35-20
9/22	Wisconsin	L, 38-17
9/30	Illinois	W, 44-19
10/7	at Iowa	L, 20-14
10/14	Ohio State	L, 41-7
10/28	at Nebraska	2:30 p.m.
11/4	at Michigan	TBD
11/11	Minnesota	TBD
11/18	at Northwestern	TBD
11/25	Indiana	TBD

HEAD COACH INFORMATION



**HEAD COACH
RYAN WALTERS**

- 1st Season at Purdue (2-5 Record)
- 1st Career Season (2-5 Record)

Ryan Walters is in his first season as the head coach at Purdue and has led the Boilermakers to a 2-5 record through seven games this season.

Walters arrived at Purdue after spending the previous two seasons as the defensive coordinator at Illinois. Walters emerged as one of the nation's best defensive playcallers, earning recognition as Defensive Coordinator of the Year by 247Sports and Coordinator of the Year by On3 in 2022.

Prior to his time at Purdue and Illinois, Walters was an assistant coach at Missouri for six years, including five seasons as defensive coordinator. Before Missouri, Walters spent time at Memphis (2014), North Texas (2013), Oklahoma (2012), Arizona (2010-11) and Colorado (2009).

WALTERS VS. NEBRASKA

Walters will face Nebraska for the first time on Saturday.

2023 PURDUE STAT LEADERS

RUSHING	ATT.	YDS	YPC	YPG	TD
Devin Mockobee	105	478	4.6	68.3	4
Tyrone Tracy Jr.	50	296	5.9	49.3	5
Dylan Downing	41	161	3.9	23.0	1

PASSING	CMP-ATT-INT	PCT	YDS	YPG	TD
Hudson Card	149-246-5	60.6	1,617	231.0	7

RECEIVING	REC.	YDS	YPC	YPG	TD
Deion Burks	27	418	15.5	59.7	5
Abdur-Rahmaan Yaseen	25	329	13.2	54.8	0
TJ Sheffield	26	308	11.9	44.0	1
Max Klare	22	196	8.9	39.2	0

PUNTING	NO.	YDS	AVG	LG	I20	50+
Jack Ansell	32	1,277	39.9	54	9	3

PUNT RET.	NO.	YDS	AVG	TD
TJ Sheffield	11	125	11.4	0

KICK RET.	NO.	YDS	AVG	TD
Tyrone Tracy Jr.	6	202	33.7	1

FIELD GOALS	FG-ATT	PCT	LG
Julio Macias	2-6	33.3	40

TACKLES	TACK	TFL	SCK
Dillon Thieneman	62	-	-
Sanoussi Kane	48	5.0	1.0
Kydran Jenkins	29	7.0	5.0
Yanni Karlaftis	29	1.0	1.0
Markevious Brown	28	3.0	1.0
Nic Scourton	25	6.5	4.0
Cam Allen	21	1.0	-

2023 STATISTICAL RANKING COMPARISON						
NEB	NAT.	B1G	CATEGORY	B1G	NAT.	PUR
195.1	20th	1st	Rushing Offense	9th	89th	139.1
133.7	125th	12th	Passing Offense	4th	63rd	232.1
328.9	105th	8th	Total Offense	6th	78th	371.3
18.7	119th	13th	Scoring Offense	7th	99th	23.0
76.6	4th	2nd	Rushing Defense	11th	80th	153.6
237.0	81st	12th	Pass Defense	14th	91st	241.9
313.6	21st	5th	Total Defense	13th	91st	395.4
19.3	26th	8th	Scoring Defense	14th	98th	29.9
37.2%	90th	10th	3rd-Down Offense	7th	65th	41.0%
37.1%	58th	10th	3rd-Down Defense	12th	115th	45.5%
65.0%	128th	14th	Red Zone Offense	13th	124th	69.2%
90.9%	112th	12th	Red Zone Defense	10th	80th	85.7%
38.8	72nd	11th	Net Punting	14th	120th	35.5
3.3	113th	11th	Punt Returns	4th	37th	11.0
7.6	65th	10th	Punt Return Defense	11th	73rd	8.0
23.6	30th	5th	Kickoff Returns	2nd	2nd	30.0
16.9	29th	3rd	Kick Return Defense	12th	104th	22.6
5.8	57th	9th	Penalties	11th	74th	6.1
50.0	57th	9th	Penalty Yards	12th	82nd	54.9
7	104th	11th	Turnovers Gained	9th	77th	9
15	116th	13th	Turnovers Lost	8th	61st	10
-1.14	125th	13th	Turnover Margin	8th	75th	-0.14

PURDUE INFORMATION

Purdue has fielded a football team since 1887, and the Boilermakers have tallied nearly 650 wins as a program. The Boilermakers have claimed one national title and 12 conference titles.

The Boilermakers have made 21 bowl game appearances, claiming 11 wins. Purdue's last bowl game appearance came last season when the Boilermakers took on LSU in the Citrus Bowl.

- **First Year:** 1887
- **All-Time Record:** 637-592-48
- **Bowl Record:** 11-10
- **Conference Titles:** 12
- **National Titles:** 1
- **Stadium:** Ross-Ade Stadium
- **Capacity:** 61,320
- **Playing Surface:** Natural Grass
- **Location:** West Lafayette, Ind.
- **Enrollment:** 49,639
- **Colors:** Old Gold & Black

THE LAST TIME AN INDIVIDUAL...

OFFENSE

100 YARDS RUSHING

Nebraska: Heinrich Haarberg (157) and Anthony Grant (135), vs. Louisiana Tech (Sept. 23, 2023)

Opponent: Kaleb Johnson (109), at Iowa (Nov. 25, 2022)

200 YARDS RUSHING

Nebraska: Ameer Abdullah (225), vs. Rutgers (Oct. 25, 2014)

Opponent: Braelon Allen (228), at Wisconsin (Nov. 20, 2021)

300 YARDS RUSHING

Nebraska: Roy Helu Jr. (307), vs. Missouri (Oct. 30, 2010)

Opponent: Melvin Gordon (408), at Wisconsin (Nov. 15, 2014)

4 RUSHING TOUCHDOWNS

Nebraska: Ameer Abdullah (4), at Northwestern (Oct. 18, 2014)

Opponent: Melvin Gordon (4), at Wisconsin (Nov. 15, 2014)

MORE THAN 4 RUSHING TOUCHDOWNS

Nebraska: Calvin Jones (6), at Kansas (Nov. 9, 1991)

Opponent: Chris Brown (6), at Colorado (Nov. 23, 2001)

300 YARDS PASSING

Nebraska: Casey Thompson (354), at Purdue (Oct. 15, 2022)

Opponent: Shedeur Sanders (393), at Colorado (Sept. 9, 2023)

400 YARDS PASSING

Nebraska: Tanner Lee, at Purdue (431), Oct. 28, 2017

Opponent: Kyle Vanstrease (409), Georgia Southern (Sept. 10, 2022)

500 YARDS PASSING

Nebraska: Joe Ganz (510), vs. Kansas State (Nov. 10, 2007)

Opponent: Tim Rattay (590), Louisiana Tech (Aug. 29, 1998)

30 COMPLETIONS

Nebraska: Tanner Lee (32), at Purdue (Oct. 28, 2017)

Opponent: Shedeur Sanders (31), at Colorado (Sept. 9, 2023)

40 COMPLETIONS

Nebraska: Never Happened

Opponent: Clayton Thorson (41), at Northwestern (Oct. 13, 2018)

4 PASSING TOUCHDOWNS

Nebraska: Ryker Fyfe (4), at Purdue (Oct. 31, 2015)

Opponent: Aidan O'Connell (4), at Purdue (Oct. 15, 2022)

MORE THAN 4 PASSING TOUCHDOWNS

Nebraska: Joe Ganz (7), vs. Kansas St. (Nov. 10, 2007)

Opponent: J.T. Barrett (5), Ohio State, Oct. 14, 2017

TD PASS BY A NON-QUARTERBACK

Nebraska: De'Mornay Pierson-El (WR), at Northwestern (Oct. 18, 2014)

Opponent: Brayden Willis (TE), vs. Oklahoma (Sept. 17, 2022)

10 RECEPTIONS

Nebraska: Trey Palmer (10), vs. Oklahoma (Sept. 17, 2022)

Opponent: Smoke Harris (10), vs. Louisiana Tech (Sept. 23, 2023)

100 RECEIVING YARDS

Nebraska: Trey Palmer (165), at Iowa (Nov. 25, 2022)

Opponent: Cyrus Allen (102), vs. Louisiana Tech (Sept. 23, 2023)

200 RECEIVING YARDS

Nebraska: Trey Palmer (237), at Purdue (Oct. 15, 2022)

Opponent: Jaxon Smith-Njigba (240), vs. Ohio State (Nov. 6, 2021)

3 RECEIVING TOUCHDOWNS

Nebraska: Brandon Kinnie (3), at Oklahoma State (Oct. 23, 2010)

Opponent: Dezmon Briscoe (3), at Kansas (Nov. 3, 2007)

500 TOTAL OFFENSE YARDS

Nebraska: Joe Ganz (521), at Colorado (Nov. 23, 2007)

Opponent: Tim Rattay (568), Louisiana Tech (Aug. 29, 1998)

LONG OFFENSIVE PLAYS

60-69 YARD RUN

Nebraska: Trey Palmer (60), at Purdue (Oct. 15, 2022)

Opponent: Dillon Gabriel (61), vs. Oklahoma (Sept. 17, 2022)

70-79 YARD RUN

Nebraska: Josh Fleeks (74, TD), vs. Michigan (Sept. 30, 2023)

Opponent: Braelon Allen (71, TD), at Wisconsin (Nov. 20, 2021)

80-89 YARD RUN

Nebraska: Zavier Betts (83, TD), vs. Northwestern (Oct. 2, 2021)

Opponent: Jonathan Taylor (88, TD), at Wisconsin (Oct. 6, 2018)

90-99 YARD RUN

Nebraska: Taylor Martinez (92, TD), at UCLA (Sept. 8, 2012)

Opponent: Ell Roberson (91, TD), Kansas St. (Nov. 16, 2002)

60-69 YARD PASS

Nebraska: Thompson to Palmer (64), at Purdue (Oct. 15, 2022)

Opponent: Sullivan to Kirtz (66), vs. Northwestern (Oct. 21, 2023)

70-79 YARD PASS

Nebraska: Thompson to Palmer (72, TD), at Purdue (Oct. 15, 2022)

Opponent: Stroud to Smith-Njigba (75), vs. Ohio St. (Nov. 6, 2021)

80-89 YARD PASS

Nebraska: Thompson to Palmer (87, TD), at Iowa (Nov. 25, 2022)

Opponent: Plummer to Bell (89, TD), at Purdue (Dec. 5, 2020)

90-99 YARD PASS

Nebraska: Armstrong Jr. to Enunwa (99, TD), vs. Georgia (Jan. 1, 2014)

Opponent: Montez to Nixon (96, TD), at Colorado (Sept. 7, 2019)

DEFENSE

15 TACKLES

Nebraska: Luke Reimer (15), vs. Northwestern (Aug. 27, 2022)

Opponent: Nicario Harper (17), at Illinois (Oct. 6, 2023)

20 TACKLES

Nebraska: Lee Kunz (23), at Oklahoma (Nov. 25, 1977)

Opponent: Ryan Greenhagen (31), Fordham (Sept. 4, 2021)*

*-opponent school record

3.0 OR MORE SACKS

Nebraska: Randy Gregory (3.0), at Michigan (Nov. 9, 2013)

Opponent: Mustaf Johnson (3.0), at Colorado (Sept. 7, 2019)

5 OR MORE TFLs

Nebraska: Cianté Evans (5), vs. Northwestern (Nov. 2, 2013)

Opponent: A.J. Epenesa (5), Iowa (Nov. 29, 2019)

5 PASS BREAKUPS

Nebraska: Dicaprio Bootle (5), at Michigan (Sept. 22, 2018)

Opponent: Never Happened

2 INTERCEPTIONS

Nebraska: Marques Buford Jr. (2), vs. Georgia Southern (Sept. 10, 2022)

Opponent: Tyler Nubin (2), at Minnesota (Aug. 31, 2023)

MORE THAN 2 INTERCEPTIONS

Nebraska: Matt O'Hanlon (3), vs. Oklahoma (Nov. 7, 2009)

Opponent: Anthony Brown (3), at Purdue (Oct. 31, 2015)

RETURNED AN INTERCEPTION FOR A TOUCHDOWN

Nebraska: Cam Taylor-Britt (38 yds), vs. Iowa (Nov. 29, 2019)

Opponent: Jalen Graham (45 yards), Purdue (Oct. 30, 2021)

RETURNED A FUMBLE FOR A TOUCHDOWN

Nebraska: Deontai Williams (26 yards) vs. Penn State (Nov. 14, 2020)

Opponent: Myles Jackson (0 yards), Indiana (Oct. 1, 2022)

SPECIAL TEAMS

PUNT RETURN TOUCHDOWN

Nebraska: JD Spielman (76 yds), vs. South Alabama (Aug. 31, 2019)
Opponent: Jayden Reed (62 yards), at Michigan State (Sept. 25, 2021)

KICKOFF RETURN TOUCHDOWN

Nebraska: JD Spielman (99 yds), vs. Arkansas St. (Sept. 2, 2017)
Opponent: Stephen Bracey (91 yards), at Wisconsin (Nov. 20, 2021)

BLOCKED PUNT

Nebraska: Blaise Gunnerson (1), at Illinois (Oct. 6, 2022)
Opponent: Max Melton (1), vs. Rutgers (Oct. 7, 2022)

BLOCKED PUNT RETURNED FOR TOUCHDOWN

Nebraska: Malcolm Hartzog (30 yards), vs. Indiana (Oct. 1, 2022)
Opponent: Kyle Fisher (14 yds), vs. Iowa (Nov. 26, 2021)

THE LAST TIME A TEAM...

OFFENSE

300 YARDS RUSHING

Nebraska: vs. Louisiana Tech, Sept. 23, 2023 (312)
Opponent: vs. Oklahoma, Sept. 17, 2022 (312)

400 YARDS RUSHING

Nebraska: vs. Northwestern, Oct. 2, 2021 (427)
Opponent: at Minnesota, Nov. 11, 2017 (409)

500 YARDS RUSHING

Nebraska: at Baylor, Oct. 13, 2001 (641)
Opponent: at Wisconsin, Nov. 15, 2014 (581)

300 YARDS PASSING

Nebraska: at Purdue, Oct. 15, 2022 (354)
Opponent: at Colorado, Sept. 9, 2023 (396)

400 YARDS PASSING

Nebraska: at Wisconsin, Oct. 6, 2018 (407)
Opponent: vs. Georgia Southern, Sept. 10, 2022 (409)

500 YARDS PASSING

Nebraska: vs. Kansas State, Nov. 10, 2007 (519)
Opponent: Louisiana Tech, Aug. 29, 1998 (590)

600 YARDS OF OFFENSE

Nebraska: vs. Northwestern, Oct. 2, 2021 (657)
Opponent: at Purdue, Oct. 15, 2022 (606)

700 YARDS OF OFFENSE

Nebraska: vs. Florida Atlantic, Aug. 30, 2014 (784 yards)
Opponent: Never accomplished

50 POINTS

Nebraska: vs. Northwestern, Oct. 2, 2021 (Nebraska won, 56-7)
Opponent: Ohio State, Oct. 24, 2020 (Ohio State won 52-17)

60 POINTS

Nebraska: vs. Idaho State, Sept. 22, 2012 (Nebraska won, 73-7)
Opponent: at Ohio State, Nov. 5, 2016 (Ohio State won 62-3)

TWO 100-YARD RUSHERS

Nebraska: vs. Louisiana Tech, Sept. 23, 2023 (Haarberg, Grant)
Opponent: Illinois, Nov. 21, 2020 (Epstein, Brown)

THREE 100-YARD RUSHERS

Nebraska: vs. Minnesota, Oct. 20, 2018 (Ozigbo, Martinez, Washington)
Opponent: Wisconsin, Dec. 1, 2012 (Gordon, Ball, White)

TWO 100-YARD RECEIVERS

Nebraska: at Wisconsin, Nov. 20, 2021 (Allen, Toure)
Opponent: Ohio State, Oct. 24, 2020 (Wilson, Olave)

BLOCKED PUNT FOR A SAFETY

Nebraska: Marquel Dismuke (1) vs. Illinois (Nov. 10, 2018)
Opponent: Keandre Jones (1), Ohio St. (Nov. 3, 2018)

BLOCKED FIELD GOAL

Nebraska: Cam Taylor-Britt (1), at Michigan State (Sept. 25, 2021)
Opponent: Jalen McKie (1) & Antonio Jones-Davis (1), No. Ill. (Sept. 14, 2019)

BLOCKED FG RETURNED FOR TOUCHDOWN

Nebraska: Nathan Gerry (85 yds) vs. Minnesota (Nov. 22, 2014)
Opponent: Never Happened

DEFENSE

POSTED A SHUTOUT

Nebraska: vs. Arizona, Dec. 30, 2009 (33-0)
Opponent: Arizona State, Sept. 21, 1996 (19-0)

RECORDED A DEFENSIVE SAFETY

Nebraska: vs. Arizona, Dec. 30, 2009 (33-0)
Opponent: Minnesota, Oct. 16, 2021 (23-30)

2 DEFENSIVE TOUCHDOWNS

Nebraska: vs. South Alabama, Aug. 31, 2019 (1 IR, 1 fumble return)
Opponent: Northern Illinois, Sept. 16, 2017 (2 interception returns)

4 INTERCEPTIONS

Nebraska: vs. Wyoming, Sept. 10, 2016 (5)
Opponent: Purdue, Oct. 30, 2021 (4)

15 TFLs

Nebraska: at Michigan, Nov. 9, 2013 (16)
Opponent: vs. Oklahoma, Dec. 4, 2010 (17)

7 OR MORE SACKS

Nebraska: vs. Northwestern, Oct. 21, 2023 (8)
Opponent: at Michigan State, Sept. 25, 2021 (7)

15 PASS BREAKUPS

Nebraska: Kansas, Oct. 2, 2004 (17)
Opponent: Never Happened

MISCELLANEOUS

SAFETY OF ANY KIND

Nebraska: Blocked Punt vs. Illinois (Nov. 10, 2018)
Opponent: Sack in End Zone by Minnesota (Oct. 16, 2021)

WAS NOT PENALIZED

Nebraska: vs. Maine, Sept. 3, 2005
Opponent: Michigan, Sept. 30, 2023

OVERCAME A HALFTIME DEFICIT TO WIN

Nebraska: at Rutgers, Oct. 7, 2022 (trailed, 13-0, won 14-13)
Opponent: Wisconsin, Nov. 9, 2022 (trailed, 7-0, won 15-14)

WON WHEN TRAILING AFTER 3 QUARTERS

Nebraska: at Rutgers, Oct. 7, 2022 (trailed 13-7, won 14-13)
Opponent: at Minnesota, Aug. 31, 2023 (trailed 10-3, won 13-10)

OVERTIME GAME

at Michigan State, Sept. 25, 2021 (Michigan State won, 23-20)

NEBRASKA OVERTIME WIN

at Iowa, Nov. 28, 2014 (Nebraska won 37-34)

NUMERICAL ROSTER
2023 NEBRASKA FOOTBALL ROSTER

NO.	NAME	POS.	NO.	NAME	POS.	HT.	WT.	YR.	HOMETOWN (HIGH SCHOOL/COLLEGE)
0	Nash Hutmacher	DL	30	Alvano, Tristan	PK	6-1	200	Fr.	Omaha, Neb. (Westside)
1	Billy Kemp IV	WR	83	Appleget, Jake	TE	6-4	235	RFr.	Lincoln, Neb. (Southeast)
2	Isaac Gifford	DB	42	Ballard, Cole	RB	5-11	185	Fr.	Elkhorn, Neb. (South)
3	Nick Henrich	LB	35	Barnes, D'Andre	DB	6-0	175	Fr.	Aurora, Colo. (Regis Jesuit)
4	Luke Reimer	LB	47	Becker, Caden	TE	6-4	235	RFr.	Omaha, Neb. (Skutt Catholic/Wyoming)
5	John Bullock	LB	40	Bell, Demitrius	WR	6-0	175	Fr.	Nashville, Tenn. (McGavock)
6	Quinton Newsome	DB	54 ***	Benhart, Bryce	OL	6-9	315	Jr.	Lakeville, Minn. (Lakeville North)
7	Jeff Sims	QB	96	Black, Leslie	DL	6-6	230	Fr.	Statesboro, Ga. (Statesboro)
8	DeShon Singleton	DB	38 *	Bleekrode, Timmy	PK	5-8	190	Sr.	Atlanta, Ga. (Marist School/Furman)
9	Ty Robinson	DL	87 *	Boerkircher, Nate	TE	6-5	245	So.	Aurora, Neb. (Aurora)
10	Jimari Butler	DL	16	Bonner, Janiran	FB	6-2	220	RFr.	Ellenwood, Ga. (Cedar Grove)
10	Heinrich Haarberg	QB	43	Booker III, Michael	LB	6-1	210	So.	Grand Prairie, Texas (South Grand Prairie)
11	Joshua Fleeks	WR	21	Boote II, Dwight	DB	5-9	170	Fr.	Miami, Fla. (Palmetto)
11	Cameron Lenhardt	DL	73	Borchers, David	OL	6-2	305	Fr.	Eldridge, Iowa (North Scott)
12	Omar Brown	DB	14	Borders, Chief	DL	6-4	245	So.	Chicago, Ill. (Heard County [Ga./Florida])
12	Chubba Purdy	QB	53	Bower, Jacob	LB	6-0	195	Fr.	Rancho Santa Margarita, Calif. (Santa Margarita Catholic)
13	Malcolm Hartzog	DB	39	Branch, Derek	DB	5-11	185	So.	Lincoln, Neb. (Southeast)
13	Marcus Washington	WR	78	Brandl, Jacob	OL	6-3	280	Fr.	Omaha, Neb. (Creighton Prep)
14	Chief Borders	DL	26	Bretz, Koby	DB	6-2	215	So.	Omaha, Neb. (Westside)
14	Rahmir Johnson	RB	41	Brown, Elliott	WR	5-11	180	So.	Omaha, Neb. (Elkhorn South)
15	Malachi Coleman	WR	12 *	Brown, Omar	DB	6-1	200	Sr.	Minneapolis, Minn. (North/Northern Iowa)
15	Tamon Lynum	DB	88	Buckley, Ru'Quan	DL	6-5	295	So.	Wyoming, Mich. (Godwin Heights)
16	Janiran Bonner	FB	46	Buda, Grant	LB	6-0	220	So.	Lincoln, Neb. (Southwest)
16	Elijah Jeudy	DL	24 **	Buford Jr., Marques	DB	5-11	190	Jr.	DeSoto, Texas (Trinity Christian/St. Thomas More [Conn.] Prep)
17	Ty Hahn	WR	84	Bullock, Alex	WR	6-2	205	So.	Omaha, Neb. (Creighton Prep)
17	Jack Woche	QB	5 **	Bullock, John	LB	6-0	220	Jr.	Omaha, Neb. (Creighton Prep)
18	Brian Buschini	P	18 *	Buschini, Brian	P	6-1	225	Jr.	Helena, Mont. (Capital/Montana)
18	Princewill Umanmielen	LB	50	Bustard, Noah	LB	6-1	220	Fr.	Omaha, Neb. (Elkhorn South)
19	Jaylen Lloyd	WR	10 *	Butler, Jimari	DL	6-4	245	So.	Mobile, Ala. (Murphy)
19	Luke Longval	QB	55	Carroll-Jackson, Vincent	DL	6-5	270	Fr.	Harrisburg, Pa. (Central Dauphin East)
19	Kaine Williams	LB	25	Charles, Jeremiah	DB	6-0	160	Fr.	Arlington, Texas (Arlington Martin)
21	Dwight Bootle II	DB	36	Closman, Blake	DB	5-9	190	So.	Elkhorn, Neb. (Millard North)
21	Emmett Johnson	RB	15	Coleman, Malachi	WR	6-4	190	Fr.	Lincoln, Neb. (East)
22	Gabe Ervin Jr.	RB	23	Collier Jr., Corey	DB	6-1	190	So.	Miami, Fla. (Palmetto/Florida)
22	Ashton Hausmann	DB	53	Connealy, Conor	OL	6-3	330	Fr.	Elkhorn, Neb. (Mount Michael Benedictine)
23	Corey Collier Jr.	DB	69 **	Corcoran, Turner	OL	6-6	310	Jr.	Lawrence, Kan. (Free State)
23	Anthony Grant	RB	54	Demma, Korver	LB	6-2	220	Fr.	Gretna, Neb. (Gretna)
24	Marques Buford Jr.	DB	98	DePooter, Will	LS	6-0	195	Fr.	Omaha, Neb. (Westside)
24	Thomas Fidone II	TE	85	Doss, Jaidyn	WR	5-11	190	Fr.	Raymore, Mo. (Raymore-Peculiar)
25	Jeremiah Charles	DB	48	Echternach, Cayden	TE	6-3	230	Fr.	Bennington, Neb. (Bellevue West)
25	Kenneth Williams	RB	22 *	Ervin Jr., Gabe	RB	6-0	220	So.	Buford, Ga. (Buford)
26	Koby Bretz	DB	51	Evans-Jenkins, Justin	OL	6-1	315	RFr.	East Orange, N.J. (Irvington)
26	Roman Mangini	WR	24	Fidone II, Thomas	TE	6-6	250	So.	Council Bluffs, Iowa (Lewis Central)
28	Kwinten Ives	RB	29	Fields, Eric	LB	6-1	195	Fr.	Ardmore, Okla. (Ardmore)
28	Ethan Nation	DB	11	Fleeks, Joshua	WR	6-0	205	Sr.	Dallas, Texas (Cedar Hill/Baylor)
29	Eric Fields	LB	82	Garcia-Castaneda, Isaiah	WR	6-0	190	Jr.	Twentynine Palms, Calif. (Twentynine Palms/Saddleback College/New Mexico State)
29	Trevon Kinchen	RB	42	Gbayor, Mikai	LB	6-2	230	So.	Irvington, N.J. (Irvington)
30	Tristan Alvano	PK	2 ***	Gifford, Isaac	DB	6-1	205	Jr.	Lincoln, Neb. (Southeast)
30	Randolph Kpai	LB	58	Goldman, Mason	OL	6-5	260	Fr.	Gretna, Neb. (Gretna)
30	Javon Kinchen	DB	46	Goodwin, John	TE	6-3	245	Jr.	Lincoln, Neb. (Lincoln High)
31	Tommi Hill	DB	77	Gottula, Gunnar	OL	6-5	295	Fr.	Lincoln, Neb. (Southeast)
32	Barron Miles Jr.	WR	23 *	Grant, Anthony	RB	5-11	205	Sr.	Buford, Ga. (Buford/Florida State/New Mexico Military Institute)
32	Rahmir Stewart	DB	97 *	Gunnerson, Blaise	DL	6-6	265	So.	Carroll, Iowa (Kuemper Catholic)
33	Javin Wright	LB	10	Haarberg, Heinrich	QB	6-5	215	So.	Kearney, Neb. (Catholic)
33	Maurice Mazzucca	RB	17 *	Hahn, Ty	WR	6-2	200	So.	Johnson, Neb. (Johnson-Brock)
34	Barret Liebentritt	FB	13 *	Hartzog, Malcolm	DB	5-9	175	So.	Silver Creek, Miss. (Jefferson Davis County)
34	Garrett Snodgrass	LB	22	Hausmann, Ashton	DB	5-11	220	So.	Roca, Neb. (Norris)
35	D'Andre Barnes	DB	88	Hausmann, Cooper	WR	5-11	185	RFr.	Roca, Neb. (Norris)
35	Trevin Luben	RB	3 ***	Henrich, Nick	LB	6-3	235	Jr.	Omaha, Neb. (Burke)
36	Blake Closman	DB	80	Herbek, Jacob	DL	6-5	260	Jr.	Grand Island, Neb. (Central Catholic)
36	Taveon Thompson	WR	31 *	Hill, Tommi	DB	6-0	195	Jr.	Orlando, Fla. (Edgewater/Arizona State)
37	Phalen Sanford	DB	90	Hohl, Jacob	P	6-2	210	Jr.	Lincoln, Neb. (Southwest/Nebraska Wesleyan)
38	Timmy Bleekrode	PK	71	Hood, Jacob	OL	6-8	350	RFr.	Nashville, Tenn. (Hillsboro/Georgia)
38	Cooper Wilson	DB	0 **	Hutmacher, Nash	DL	6-4	330	Jr.	Oacoma, S.D. (Chamberlain)
39	Derek Branch	DB	28	Ives, Kwinten	RB	6-2	185	Fr.	Beverly, N.J. (Palmyra)
39	Gage Wager	P	16	Jeudy, Elijah	DL	6-3	280	So.	Philadelphia, Pa. (Northeast/Texas A&M)
40	Brice Turner	DB	21	Johnson, Emmett	RB	5-11	190	RFr.	Minneapolis, Minn. (Academy of Holy Angels)
40	Demitrius Bell	WR	14 ****	Johnson, Rahmir	RB	5-10	185	Jr.	Harlem, New York City, N.Y. (Bergen Catholic [N.J.])
			49	Jones, Mason	DB	5-11	185	Fr.	Omaha, Neb. (Burke)
			1	Kemp IV, Billy	WR	5-9	180	Sr.	Richmond, Va. (Highland Springs/Virginia)
			30	Kinchen, Javon	DB	5-11	180	Fr.	Miami, Fla. (Lovejoy, Ga.)
			29	Kinchen, Trevon	RB	5-11	215	Fr.	Miami, Fla. (Lovejoy, Ga.)
			45	Klover, Braden	FB	6-2	235	So.	Wymore, Neb. (Southern)
			75	Knaak, Tyler	OL	6-6	325	RFr.	Cottonwood Heights, Utah (Brighton/Utah)
			74	Knutson, Brock	OL	6-7	305	Fr.	Scottsbluff, Neb. (Scottsbluff)

30	Kpai, Randolph	LB	6-2	210	So.
92	Lefotu, Sua	DL	6-3	300	Fr.
11	Lenhardt, Cameron	DL	6-3	250	Fr.
34	Liebentritt, Barret	FB	6-0	235	So.
44	Lindenmeyer, Luke	TE	6-3	260	RFr.
19	Lloyd, Jaylen	WR	5-10	160	Fr.
19	Longval, Luke	QB	6-2	200	RFr.
35	Luben, Trevin	RB	5-11	205	So.
59	* Lutovsky, Henry	OL	6-6	325	So.
15	Lynum, Tamon	DB	6-2	185	So.
95	Maciejczak, Jason	DL	6-2	320	Fr.
67	Mancino, Joey	OL	6-1	295	So.
26	Mangini, Roman	WR	5-10	170	RFr.
33	Mazzccua, Maurice	RB	5-8	175	Jr.
70	Menning, Keegan	OL	6-5	330	So.
32	Miles Jr., Barron	WR	5-10	175	So.
28	Nation, Ethan	DB	5-10	160	Fr.
6	**** Newsome, Quinton	DB	6-1	185	Sr.
75	Noonan, Maverick	LB	6-4	235	Fr.
63	* Nouili, Nouredin	OL	6-4	315	Sr.
45	Ortiz, Marco	LS	6-4	245	Sr.
95	Pankratz, Spencer	PK	6-2	205	So.
61	Parrott, Dylan	OL	6-5	330	RFr.
49	Pasko, Danny	LB	6-1	210	Fr.
57	*** Piper, Ethan	OL	6-3	305	Jr.
65	* Prochazka, Teddy	OL	6-10	325	So.
12	Purdy, Chubba	QB	6-2	210	So.
4	**** Reimer, Luke	LB	6-1	225	Sr.
9	*** Robinson, Ty	DL	6-6	310	Jr.
52	Rogers, Dylan	LB	6-3	235	Fr.
86	* Rollins, AJ	DL	6-5	245	So.
40	Ruth, Trevor	FB	6-0	235	RFr.
44	Safeullah, Syncere	DB	6-2	175	Fr.
37	*** Sanford, Phalen	DB	5-11	195	Sr.
66	Scott, Ben	OL	6-5	305	Jr.
79	Seagren, Grant	OL	6-6	260	Fr.
48	Sherman, MJ	LB	6-3	250	Jr.
7	Sims, Jeff	QB	6-4	220	Jr.
8	* Singleton, DeShon	DB	6-3	205	Jr.
62	Sledge, Sam	OL	6-3	285	Fr.
81	Smith Flores, Ismael	TE	6-4	225	Fr.
34	** Snodgrass, Garrett	LB	6-3	230	Jr.
47	Stenger, Gage	LB	6-2	190	RFr.
32	Stewart, Rahmir	DB	5-11	200	Fr.
87	Tagaloa, Brodie	DL	6-4	260	RFr.
56	** Tagge, Grant	LB	6-1	205	Jr.
43	Ternus, Landon	FB	6-0	230	Fr.
36	Thompson, Taveon	WR	6-3	205	So.
40	Turner, Brice	DB	6-0	175	Fr.
18	Umanmielen, Princewill	LB	6-4	240	Fr.
94	Van Poppel, Riley	DL	6-5	275	Fr.
39	Wager, Gage	P	5-10	185	Fr.
93	Wallin, Kai	DL	6-5	250	So.
13	* Washington, Marcus	WR	6-2	190	Sr.
90	Williams, James	DL	6-5	235	So.
25	Williams, Kenneth	RB	5-11	175	Fr.
19	Williams, Kaine	LB	6-2	215	So.
38	Wilson, Cooper	DB	6-3	190	Fr.
96	Witucki, Camden	LS	6-2	225	So.
17	Woche, Jack	QB	6-1	210	RFr.
33	* Wright, Javin	LB	6-5	215	Jr.

So.	Sioux Falls, S.D. (Washington)
Fr.	Bellflower, Calif. (St. John Bosco)
Fr.	Staten Island, N.Y. (IMG [Fla.] Academy)
So.	Omaha, Neb. (Skutt Catholic/Notre Dame)
RFr.	La Vista, Neb. (Papillion-La Vista)
Fr.	Omaha, Neb. (Westside)
RFr.	Sioux City, Iowa (East/Iowa Western CC)
So.	Wahoo, Neb. (Wahoo)
So.	Crawfordsville, Iowa (Mount Pleasant)
So.	Orlando, Fla. (Evans)
Fr.	Pierre, S.D. (T.F. Riggs)
So.	Holmdel, N.J. (Holmdel)
RFr.	Mesa, Ariz. (Desert Ridge)
Jr.	Philadelphia, Pa. (Neumann-Goretti/West Chester University)
So.	Fremont, Neb. (Fremont)
So.	Montreal, Quebec, Canada (Chandler [Ariz.] Roswell, Ga. (Roswell))
Fr.	Suwanee, Ga. (North Gwinnett)
Fr.	Omaha, Neb. (Elkhorn South)
Sr.	Frankfurt, Germany (Norris/Colorado State)
Sr.	Richmond, Va. (Benedictine/Florida)
So.	Highlands Ranch, Colo. (Valor Christian/Furman)
RFr.	Eldridge, Iowa (North Scott)
Fr.	Chicago, Ill. (Lyons Township)
Jr.	Norfolk, Neb. (Norfolk Catholic)
So.	Elkhorn, Neb. (South)
So.	Queen Creek, Ariz. (Perry/Florida State)
Sr.	Ashland, Kan. (Lincoln [Neb.] North Star)
Jr.	Gilbert, Ariz. (Higley)
Fr.	Cypress, Texas (Cypress Woods)
So.	Omaha, Neb. (Creighton Prep)
RFr.	Seward, Neb. (Seward/Nebraska-Kearney)
Fr.	Nashville, Tenn. (IMG [Fla.] Academy)
Sr.	Benkelman, Neb. (Dundy County-Stratton/Hastings College)
Jr.	Honolulu, Hawaii (St. Louis/Arizona State)
Fr.	Oakland, Neb. (Oakland-Craig)
Jr.	Baltimore, Md. (St. John's College [D.C.]/Georgia)
Jr.	Jacksonville, Fla. (Sandalwood/Georgia Tech)
Jr.	Amite, La. (St. Helena/Hutchinson [Kan.] CC)
Fr.	Omaha, Neb. (Creighton Prep)
Fr.	Crowley, Texas (Arlington Martin)
Jr.	York, Neb. (York)
RFr.	Omaha, Neb. (Millard South)
Fr.	Philadelphia, Pa. (Imhotep Institute)
RFr.	Pittsburg, Calif. (De La Salle)
Jr.	Omaha, Neb. (Westside)
Fr.	Columbus, Neb. (Lakeview)
So.	Lincoln, Neb. (Southeast)
Fr.	Bay City, Texas (Bay City)
Fr.	Austin, Texas (Manor)
Fr.	Argyle, Texas (Argyle)
Fr.	Arlington, Texas (Arlington Martin)
So.	Sacramento, Calif. (Jesusit/American River CC)
Sr.	St. Louis, Mo. (Trinity Catholic/Texas)
So.	Parkville, Mo. (Park Hill South/Iowa Central CC)
Fr.	Detroit, Mich. (Lincoln [Neb.] High)
So.	Marrero, La. (John Ehret/Alabama)
Fr.	Bonney Lake, Wash. (Bonney Lake)
So.	Grand Blanc, Mich. (Grand Blanc Community)
RFr.	Austin, Texas (IMG [Fla.] Academy/Ole Miss)
Jr.	Chandler, Ariz. (Hamilton)

Lettermen in Bold; *Indicates Letters Earned

PRONUNCIATION GUIDE

Nate Boerkircher.....BORE-kurr-churr
 Janiran Bonner.....juh-NIGH-run
 Ru'Quan Buckley.....ROO-kwan
 Marques Buford Jr. marr-KEESE
 Brian Buschini.....boo-SHEEN-ee
 Jimari Butler.....jih-MAR-ee
 Malachi Coleman.....MAL-uh-kie
 Corey Collier Jr. CALL-yer
 Thomas Fidone II.....fuh-DOAN-ee
 Isaiah Garcia-Castaneda CAST-uh-NAY-duh
 Mikai Gbayor.....meh-KYE BAY-er
 Gunnar Gottula.....guh-TOO-luh
 Heinrich Haarberg.....HINE-rick HARR-burg
 Ashton/Cooper Hausmann.....HOUSE-munn
 Nick Henrich.....HEN-ritch
 Jacob Hohl.....HOLE
 Nash Hutmacher.....HUT-make-urr
 Elijah Jeudy.....JUDY

Randolph Kpaikuh-PIE
 Tyler Knaak.....kuh-NOCK
 Sua Lefotu.....leh-FOE-too
 Barret LiebentrittLEE-ben-tritt
 Henry Lutovskyloo-TOV-skee
 Tamon Lynum.....tuh-MAWN
 Jason Maciejczak.....muh-CHAY-chock
 Maurice Mazzccuamuh-ZOO-kuh
 Javier Morton.....ha-VEE-air
 Nouredin Nouili.....NURR-ee new-WHEEL-ee
 Teddy Prochazka.....pro-HAH-skuh
 Luke Reimer.....RHYME-urr
 Syncere Safeullah.....suh-FEE-uh-luh
 DeShon Singleton.....dee-SHAWN
 Gage Stenger.....STANG-er
 Princewill Umanmielen ... OOH-mawn-me-ellen
 Kai Wallin.....KYE
 Jack Woche.....WAA-kee

NUMERICAL ROSTER

40	Trevor Ruth	FB
41	Elliott Brown	WR
42	Cole Ballard	RB
42	Mikai Gbayor	LB
43	Michael Booker III	LB
43	Landon Ternus	FB
44	Luke Lindenmeyer	TE
44	Syncere Safeullah	DB
45	Braden Klover	FB
45	Marco Ortiz	LS
46	Grant Buda	LB
46	John Goodwin	TE
47	Caden Becker	TE
47	Gage Stenger	LB
48	Cayden Echternach	TE
48	MJ Sherman	LB
49	Mason Jones	DB
49	Danny Pasko	LB
50	Noah Bustard	LB
51	Justin Evans-Jenkins	OL
52	Dylan Rogers	LB
53	Jacob Bower	LB
53	Conor Connealy	OL
54	Bryce Benhart	OL
54	Korver Demma	LB
55	Vincent Carroll-Jackson	DL
56	Grant Tagge	LB
57	Ethan Piper	OL
58	Mason Goldman	OL
59	Henry Lutovsky	OL
61	Dylan Parrott	OL
62	Sam Sledge	OL
63	Nouredin Nouili	OL
65	Teddy Prochazka	OL
66	Ben Scott	OL
67	Joey Mancino	OL
69	Turner Corcoran	OL
70	Keegan Menning	OL
71	Jacob Hood	OL
73	David Borchers	OL
74	Brock Knutson	OL
75	Tyler Knaak	OL
75	Maverick Noonan	LB
77	Gunnar Gottula	OL
78	Jacob Brandl	OL
79	Grant Seagren	OL
80	Jacob Herbek	DL
81	Ismael Smith Flores	TE
82	Isaiah Garcia-Castaneda	WR
83	Jake Appleget	TE
84	Alex Bullock	WR
85	Jaidyn Doss	WR
86	AJ Rollins	DL
87	Nate Boerkircher	TE
87	Brodie Tagaloa	DL
88	Ru'Quan Buckley	DL
88	Cooper Hausmann	WR
90	Jacob Hohl	P
90	James Williams	DL
92	Sua Lefotu	DL
93	Kai Wallin	DL
94	Riley Van Poppel	DL
95	Jason Maciejczak	DL
95	Spencer Pankratz	PK
96	Leslie Black	DL
96	Camden Witucki	LS
97	Blaise Gunnerson	DL
98	Will DePooter	LS

CAREER STARTS - OFFENSE

PLAYER	'18	'19	'20	'21	'22	'23	ALL
Benhart	-	0	8	10	11	7	36
Scott	-	0~	4~	13~	11~	7	35
Corcoran	-	-	1	11	12	7	31
Kemp IV	0+	2+	9+	10+	4+	2	27
Piper	-	0	7	3	8	7	27
Sims	-	-	10&	6&	7&	2	25
Washington	-	1@	0@	7@	10	3	21
Nouili	-	7!	0	7	0	7	21
Grant	0\$	0\$	-	-	12	2	14
Boerkircher	-	-	0	0	4	4	8
R. Johnson	-	0	0	7	0	1	8
G.-Castaneda	-	-	0^	7^	0	0	7
Prochazka	-	-	-	2	3	1	6
Fidone III	-	-	-	0	0	5	5
Haarberg	-	-	-	0	0	5	5
Ervin Jr.	-	-	-	2	0	2	4
A. Bullock	-	-	-	0	0	3	3
Fleeks	1*	1*	0*	1*	0*	0	3
Lindenmeyer	-	-	-	-	0	3	3
Purdy	-	-	1\$	0\$	2	0	3
Lutovsky	-	-	-	0	2	0	2
Bonner	-	-	-	-	0	2	2
E. Johnson	-	-	-	-	0	2	2
Coleman	-	-	-	-	-	2	2
Evans-Jenkins	-	-	-	-	0	1	1

~at Arizona State; +at Virginia; &at Georgia Tech;
 @at Texas; !at Colorado State; \$at Florida State;
 ^=at New Mexico State; *at Baylor;

CAREER STARTS - DEFENSE

PLAYER	'19	'20	'21	'22	'23	ALL
Brown	15*	7*	7*	0	4	33
Reimer	0	5	12	10	5	32
Newsome	0	1	12	12	6	31
Robinson	0	7	4	12	6	29
Henrich	0	1	12	5	2	20
Gifford	-	0	0	10	7	17
Hartzog	-	-	-	8	7	15
Buford Jr.	-	-	0	11	0	11
Hill	-	-	0^	5	4**	9
Hutmacher	-	0	0	2	7	9
Bullock	0	0	0	0	7	7
Singleton	-	-	-	0	5	5
Gunnerson	-	0	0	0	4	4
Lenhardt	-	-	-	-	3	3
Gbayor	-	-	0	0	3	3
Sherman	-	-	0	0	3	3
Sanford	0	0	0	0	2	2
Butler	-	0	0	0	2	2
Wright	0	0	0	1	0	1
Lynum	--	0	0	0	1	1

*at FCS Northern Iowa; ^at Arizona State;

**-includes 1 start on offense in 2023

CAREER STARTS - SPECIAL TEAMS

PLAYER	'19	'20	'21	'22	'23	ALL
Buschini	0#	2#	13#	12	7	34
Bleekrode	0*	7*	11*	12	0	30
Alvano	-	-	-	-	7	7

*at Furman; #at Montana

OFFENSIVE DEPTH CHART

LT	65	Teddy Prochazka	6-10	325	So.	Elkhorn, Neb.
	77	Gunnar Gottula	6-5	295	Fr.	Lincoln, Neb.
LG	51	Justin Evans-Jenkins	6-1	315	RFr.	East Orange, N.J.
	62	Sam Sledge	6-3	285	Fr.	Omaha, Neb.
C	66	Ben Scott	6-5	305	Jr.	Honolulu, Hawaii
	51	Justin Evans-Jenkins	6-1	315	RFr.	East Orange, N.J.
RG	59	Henry Lutovsky	6-6	325	So.	Crawfordsville, Iowa
	75	Tyler Knaak	6-6	325	RFr.	Cottonwood Heights, Utah
RT	54	Bryce Benhart	6-9	315	Jr.	Lakeville, Minn.
	71	Jacob Hood	6-8	350	RFr.	Nashville, Tenn.
TE	87	Nate Boerkircher	6-5	245	So.	Aurora, Neb. -OR-
	24	Thomas Fidone II	6-6	250	So.	Council Bluffs, Iowa
	44	Luke Lindenmeyer	6-3	260	RFr.	LaVista, Neb.
SLOT	85	Jaidyn Doss	5-11	190	Fr.	Raymore, Mo.
WR	84	Alex Bullock	6-2	205	So.	Omaha, Neb.
	19	Jaylen Lloyd	5-10	160	Fr.	Omaha, Neb.
WR	15	Malachi Coleman	6-4	190	Fr.	Lincoln, Neb.
	17	Ty Hahn	6-2	200	So.	Johnson, Neb.
QB	10	Heinrich Haarberg	6-5	215	So.	Kearney, Neb. -OR-
	7	Jeff Sims	6-4	220	Jr.	Jacksonville, Fla.
	12	Chubba Purdy	6-2	210	So.	Queen Creek, Ariz.
RB	21	Emmett Johnson	5-11	190	RFr.	Minneapolis, Minn. -OR-
	23	Anthony Grant	5-11	205	Sr.	Buford, Ga. -OR-
	11	Joshua Fleeks	6-0	205	Sr.	Dallas, Texas
FB	16	Janiran Bonner	6-2	220	RFr.	Ellenwood, Ga. -OR-
	34	Barret Liebenritt	6-0	235	So.	Omaha, Neb.

DEFENSIVE DEPTH CHART

DE	9	Ty Robinson	6-6	310	Jr.	Gilbert, Arizona
	11	Cameron Lenhardt	6-3	250	Fr.	Staten Island, N.Y. -OR-
	14	Chief Borders	6-4	245	So.	Chicago, Ill.
DT	0	Nash Hutmacher	6-4	330	Jr.	Oacoma, S.D.
	88	Ru'Quan Buckley	6-5	295	So.	Wyoming, Mich. -OR-
	94	Riley Van Poppel	6-5	275	Fr.	Argyle, Texas
DE	10	Jimari Butler	6-4	245	So.	Mobile, Ala. -OR-
	97	Blaise Gunnerson	6-6	265	So.	Carroll, Iowa
LB	4	Luke Reimer	6-1	225	Sr.	Ashland, Kan. -OR-
	3	Nick Henrich	6-3	235	Jr.	Omaha, Neb.
	33	Javin Wright	6-5	215	Jr.	Chandler, Ariz.
LB	5	John Bullock	6-0	220	Jr.	Omaha, Neb.
	42	Mikai Gbayor	6-2	230	So.	Irvington, N.J.
JACK	48	MJ Sherman	6-3	250	Jr.	Baltimore, Md. -OR-
	18	Princewill Umanmielen	6-4	240	Fr.	Austin, Texas
CB	31	Tommi Hill	6-0	195	Jr.	Orlando, Fla.
	28	Ethan Nation	5-10	160	Fr.	Roswell, Ga.
ROV	2	Isaac Gifford	6-1	205	Jr.	Lincoln, Neb.
	35	D'Andre Barnes	6-0	175	Fr.	Aurora, Colo.
S	13	Malcolm Hartzog	5-9	175	So.	Silver Creek, Miss.
	12	Omar Brown	6-1	200	Sr.	Minneapolis, Minn.
S	37	Phalen Sanford	5-11	195	Sr.	Benkelman, Neb.
	26	Koby Bretz	6-2	215	So.	Omaha, Neb.
CB	6	Quinton Newsome	6-1	185	Sr.	Suwanee, Ga.
	15	Tamon Lynum	6-2	185	So.	Orlando, Fla.

SPECIAL TEAMS DEPTH CHART

PK	30	Tristan Alvano	6-1	200	Fr.	Omaha, Neb. -OR-
	38	Timmy Bleekrode	5-8	190	Sr.	Atlanta, Ga.
P	18	Brian Buschini	6-1	225	Jr.	Helena, Mont.
	38	Timmy Bleekrode	5-8	190	Sr.	Atlanta, Ga.
KO	18	Brian Buschini	6-1	225	Jr.	Helena, Mont. -OR-
	30	Tristan Alvano	6-1	200	Fr.	Omaha, Neb.
H	18	Brian Buschini	6-1	225	Jr.	Helena, Mont.
LS	45	Marco Ortiz	6-4	245	Sr.	Richmond, Va.
	96	Camden Witucki	6-2	255	So.	Grand Blanc, Mich.
KR	31	Tommi Hill	6-0	195	Jr.	Orlando, Fla.
	84	Alex Bullock	6-2	205	So.	Omaha, Neb.
	21	Emmett Johnson	5-11	190	RFr.	Minneapolis, Minn.
PR	84	Alex Bullock	6-2	205	So.	Omaha, Neb.

2023 NEBRASKA GAME-BY-GAME STARTERS

OFFENSIVE STARTING LINEUPS

OPPONENT	WR	WR	WR	TE	RT	RG	C	LG	LT	QB	RB	PK
Minnesota	Fidone*	Lindenmeyer*	Evans-Jenkins*	Boerkircher	Benhart	Nouili	Scott	Piper	Corcoran	Sims	Ervin	Alvano
Colorado	Fidone^	Washington	Bullock	Boerkircher	Benhart	Nouili	Scott	Piper	Corcoran	Sims	Ervin	Alvano
Northern Ill.	Kemp IV	Washington	Bullock	Bonner+	Benhart	Nouili	Scott	Piper	Corcoran	Haarberg	R. Johnson	Alvano
La. Tech	Hill	Coleman	Kemp	Fidone	Benhart	Nouili	Scott	Piper	Corcoran	Haarberg	Grant	Alvano
Michigan	Bonner+	Washington	Bullock	Lindenmeyer	Benhart	Nouili	Scott	Piper	Corcoran	Haarberg	Grant	Alvano
Illinois	Fidone*	Lindenmeyer*	Prochazka*	Boerkircher	Benhart	Nouili	Scott	Piper	Corcoran	Haarberg	E. Johnson	Alvano
Northwestern	Fidone^	Coleman	Bullock	Boerkircher	Benhart	Nouili	Scott	Piper	Corcoran	Haarberg	E. Johnson	Alvano
Purdue												
Michigan St.												
Maryland												
Wisconsin												
Iowa												

*NU opened with 3 tight ends & 6 offensive linemen; ^NU opened with 2 tight ends; +NU opened with a fullback

DEFENSIVE STARTING LINEUPS

OPPONENT	DE	DT	DE	LB	LB	JACK/LB	CB	ROV	S	S	CB	P
Minnesota	Gunnerson	Hutmacher	Robinson	Reimer	Bullock	Lenhardt*	Newsome	Gifford	Brown	Singleton	Hartzog	Buschini
Colorado	Gunnerson	Hutmacher	Lenhardt	Reimer	Bullock	Gbayor	Newsome	Gifford	Brown	Singleton	Hartzog	Buschini
Northern Ill.	Lenhardt	Hutmacher	Robinson	Reimer	Bullock	Gbayor	Newsome	Gifford	Brown	Singleton	Hartzog	Buschini
La. Tech	Gunnerson	Hutmacher	Robinson	Reimer	Bullock	Gbayor	Newsome	Gifford	Brown	Singleton	Hartzog	Buschini
Michigan	Gunnerson	Hutmacher	Robinson	Sherman	Bullock	Henrich	Newsome	Gifford	Hill	Singleton	Hartzog	Buschini
Illinois	Butler	Hutmacher	Robinson	Sherman	Bullock	Henrich	Newsome	Gifford	Hartzog	Sanford	Hill	Buschini
Northwestern	Butler	Hutmacher	Robinson	Reimer	Bullock	Sherman	Lynum	Gifford	Hartzog	Sanford	Hill	Buschini
Purdue												
Michigan St.												
Maryland												
Wisconsin												
Iowa												

*Nebraska opened with 4 defensive linemen

2023 NEBRASKA PLAYER PARTICIPATION

PLAYER, POS.	GP	GS	PLAYER, POS.	GP	GS	PLAYER, POS.	GP	GS
Tristan Alvano, PK	7	7	Mikai Gbayor, LB	7	3	Joey Mancino, OL	1	0
Jake Appleget, TE	2	0	Isaac Gifford, DB	7	7	Roman Mangini, WR	1	0
Bryce Benhart, OL	7	7	John Goodwin, TE	1	0	Javier Morton, DB	2	0
Timmy Bleekrode, PK	1	0	Anthony Grant, RB	6	2	Ethan Nation, DB	3	0
Nate Boerkircher, TE	7	4	Blaise Gunnerson, DL	7	4	Quinton Newsome, DB	7	6
Janiran Bonner, FB	7	2	Heinrich Haarberg, QB	7	5	Noure Nouili, OL	7	7
Michael Booker III, LB	4	0	Ty Hahn, WR	7	0	Marco Ortiz, LS	7	0
Chief Borders, LB	7	0	Malcolm Hartzog, DB	7	7	Ethan Piper, OL	7	7
Dwight Bootle II, DB	3	0	Ashton Hausmann, DB	7	0	Teddy Prochazka, OL	5	1
Derek Branch, DB	1	0	Nick Henrich, LB	6	2	Chubba Purdy, QB	3	0
Koby Bretz, DB	6	0	Jacob Herbek, DL	5	0	Luke Reimer, LB	5	5
Elliott Brown, WR	2	0	Tommi Hill, DB/WR	7	4	Ty Robinson, DL	7	6
Omar Brown, DB	7	4	Nash Hutmacher, DL	7	7	AJ Rollins, DL	3	0
Ru'Quan Buckley, DL	6	0	Kwinten Ives, RB	1	0	Phalen Sanford, DB	7	2
Alex Bullock, WR	7	5	Elijah Jeudy, DL	7	0	Ben Scott, OL	7	7
John Bullock, LB	7	7	Emmett Johnson, RB	7	2	MJ Sherman, LB	7	3
Brian Buschini, P	7	7	Rahmir Johnson, RB	3	1	Jeff Sims, QB	3	2
Jimari Butler, DL	6	2	Billy Kemp IV, WR	7	2	DeShon Singleton, DB	5	5
Blake Closman, DB	2	0	Braden Klover, FB	1	0	Garrett Snodgrass, LB	7	0
Malachi Coleman, WR	6	2	Tyler Knaak, OL	4	0	Grant Tagge, LB	7	0
Corey Collier Jr., DB	3	0	Sua Lefotu, DL	2	0	Taveon Thompson, WR	2	0
Turner Corcoran, OL	7	7	Cameron Lenhardt, DL	5	3	Princewill Umanmielen, DL	7	0
Jaidyn Doss, WR	2	0	Barret Liebentritt, FB	5	0	Riley Van Poppel, DL	6	0
Gabe Ervin Jr., RB	3	2	Luke Lindenmeyer, TE	7	3	Kai Wallin, DL	4	0
Justin Evans-Jenkins, OL	7	1	Jaylen Lloyd, WR	5	0	Marcus Washington, WR	6	3
Joshua Fleeks, RB/WR	5	0	Trevin Luben, RB	1	0	James Williams, DL	1	0
Thomas Fidone II, TE	7	5	Henry Lutovsky, OL	6	0	Kaine Williams, LB	3	0
Isaiah Garcia-Castaneda, WR	1	0	Tamon Lynum, DB	7	1	Javin Wright, LB	7	0



TRISTAN ALVANO #30

6-1 | 200 | FR. | PK
OMAHA, NEB.

CAREER NOTES

- Set Nebraska all-class records for field goals in a game (5 in 2022 state championship game) and in a season (16 in 2022)
- Made 27 field goals in his career, a Nebraska Class A state record
- Made five field goals in the 2022 state final, including a game-winning walk-off 50-yarder

SEASON HIGHLIGHTS

- Has started every game at place-kicker
- Connected on a 27-yard field goal and his lone PAT in his debut at Minnesota
- Also kicked off twice, both of which resulted in Minnesota starting drives inside the 20-yard line
- Made two extra points at Colorado and had a touchback on his lone kickoff
- Made all five PATs against Northern Illinois and had one touchback on three kickoffs
- Was 4-of-4 on extra points and had two touchbacks on four kickoffs vs. Louisiana Tech
- Made one extra point and had one touchback against No. 2 Michigan
- Made a career-high two field goals at Illinois while scoring a career-high eight points
- Connected on a career-long 47-yard field goal against Northwestern

GAME-BY-GAME

OPPONENT	XP-ATT	FG-ATT	LG	BK	PTS
@ Minnesota	1-1	1-1	27	0	4
@ Colorado	2-2	0-1	-	0	2
Northern Illinois	5-5	0-0	-	0	5
Louisiana Tech	4-4	0-1	-	0	4
Michigan	1-1	0-1	-	0	1
@ Illinois	2-2	2-3	32	0	8
Northwestern	1-1	2-2	47	0	5
Purdue					
@ Michigan St.					
Maryland					
@ Wisconsin					
Iowa					

CAREER STATS

YEAR	G/S	PAT	FG	PCT.	PTS	LG
2023	7/7	17-17	4-8	50.0	29	47

KICKOFFS: 16 att., 7 touchbacks

CAREER HIGHS

Field Goal Attempts	3 at Illinois (2023)
Field Goals Made	2 at Illinois (2023)
Long Field Goal	47 vs. Northwestern (2023)
Points	8 at Illinois (2023)
PATs	5 vs. Northern Illinois (2023)



BRYCE BENHART #54

6-9 | 315 | JR. | OL
LAKEVILLE, MINN.

CAREER HONORS

- Big Ten Distinguished Scholar (2022)
- 3-Time Academic All-Big Ten
- 8-Time Nebraska Scholar-Athlete Honor Roll

2023 WATCH LIST

- Senior Bowl

PERSONAL NOTES

- Earned his degree in criminal justice

CAREER NOTES

- Was the 12th true freshman offensive lineman to play in a game in Nebraska history
- Has made 36 career starts at right tackle, the fourth-most starts at right tackle in program history

SEASON HIGHLIGHTS

- Has started every game at right tackle
- Made his 30th career start at right tackle at Minnesota, the fourth Husker to start 30 games at right tackle

CAREER STATS

- **Games:** 42 (3 in 2019; 8 in 2020; 12 in 2021; 12 in 2022, 7 in 2023)
- **Starts:** 36 (8 in 2020; 10 in 2021; 11 in 2022; 7 in 2023)

STARTS BY A HUSKER RIGHT TACKLE

RK.	PLAYER (YEARS)	STARTS
1.	Dan Vili Waldrop	39
2.	Eric Anderson	38
3.	Zach Wiegert	37
4.	Bryce Benhart	36



TIMMY BLEEKRODE #38

5-8 | 190 | SR. | PK
ATLANTA, GA.

CAREER HONORS (2019-21: FCS FURMAN)

- 2-Time Second-Team All-Southern Conference
- Southern Conference Special Teams Player of the Week (2020)
- 2-Time Southern Conf. Academic Honor Roll

PERSONAL NOTES

- Earned his bachelor's degree from Furman and is on track to earn his MBA from Nebraska this December

CAREER NOTES

- Graduate transfer from FCS Furman (2018-21) in his second season at Nebraska
- Earned his degree in business administration
- Was the Palladins' starting place-kicker in each of his final two seasons (2020 & 2021)
- Was also Furman's starting punter in 2020 and 2021, averaging 42.9 yards on 91 career punts

SEASON HIGHLIGHTS

- Has yet to see game action at kicker
- Ran a fake field goal as the holder against Louisiana Tech and had a 10-yard rush on 4th & 4 to keep a touchdown drive alive

GAME-BY-GAME

OPPONENT	XP-ATT	FG-ATT	LG	BK	PTS
@ Minnesota	-	-	-	-	-
@ Colorado	-	-	-	-	-
Northern Illinois	-	-	-	-	-
Louisiana Tech	0-0	0-0	-	-	0
Michigan	-	-	-	-	-
@ Illinois	-	-	-	-	-
Northwestern	-	-	-	-	-
Purdue					
@ Michigan St.					
Maryland					
@ Wisconsin					
Iowa					

CAREER KICKING STATS

YEAR	G/S	PAT	FG	PCT.	PTS	LG
2018						
						Redshirt
2019*^	3/0	1/1	0/0	0.0	1	-
2020^	7/7	16/18	6/7	85.7	34	47
2021^	11/11	30/32	15/18	83.3	75	51
2022	12/12	34/35	9/12	75.0	61	46
2023	1/0	0/0	0/0	0.0	0	-
TOTAL	34/30	81/86	30/37	81.1	171	51

*Redshirt season; ^at FCS Furman

Note: 2020 season played in the spring of 2021

KICKOFFS: 92 att., 35 touchbacks

PUNTS: 91 att., 42.3 avg, long of 69 yds

RUSHING: 1 att., 10 yds, 0 TDs

CAREER HIGHS

Field Goal Attempts	4 twice*
Field Goals Made	4 at Tennessee Tech (2021)*
Long Field Goal	51 at Tennessee Tech (2021)*
Points	14 twice*
PATs	6 four times

*at FCS Furman



NATE BOERKIRCHER #87

6-5 | 245 | SO. | TE
AURORA, NEB.

CAREER HONORS

- 2-Time Academic All-Big Ten
- 5-Time Nebraska Scholar-Athlete Honor Roll

CAREER NOTES

- Former walk-on who was placed on scholarship in the spring of 2023

SEASON HIGHLIGHTS

- Has played in every game with three starts
- Had a four-yard catch at Minnesota
- Made two receptions at Colorado for a career-high 33 yards
- Had a seven-yard catch against No. 2 Michigan
- Started against Northwestern and had a seven-yard reception

GAME-BY-GAME

OPPONENT	REC.	YDS	TD	LONG
@ Minnesota	1	4	0	4
@ Colorado	2	33	0	17
Northern Illinois	0	0	0	-
Louisiana Tech	0	0	0	-
Michigan	1	7	0	7
@ Illinois	0	0	0	-
Northwestern	1	7	0	7
Purdue				
@ Michigan St.				
Maryland				
@ Wisconsin				
Iowa				

CAREER RECEIVING STATS

YEAR	G/S	REC.	YDS	Y/R	Y/G	TD
2020		Did Not Play				
2021*	3/0	2	14	7.0	4.7	0
2022	12/4	6	52	8.7	4.3	1
2023	7/4	5	51	10.2	7.3	0
TOTAL	22/8	13	117	9.0	5.3	1

*Redshirt season

CAREER HIGHS

Receptions	2 twice
Receiving Yards	33 at Colorado (2023)
Receiving Touchdowns	1 vs. No. Dakota (2022)
Long Reception	19 vs. North Dakota [TD] (2022)



JANIRAN BONNER #16

6-2 | 220 | R-FR. | FB
ELLENWOOD, GA.

CAREER HONORS

- Nebraska Scholar-Athlete Honor Roll (Fall 2022)

CAREER NOTES

- Switched from tight end to fullback during the 2023 spring season

SEASON HIGHLIGHTS

- Has played in every game with two starts
- Was targeted on one pass at Colorado
- Made his first career start vs. Northern Illinois
- Started against No. 2 Michigan and had two carries for five yards, the first carries of his career
- Had a five-yard reception at Illinois

GAME-BY-GAME

OPPONENT	ATT.	YDS	TD	LONG
@ Minnesota	0	0	0	-
@ Colorado	0	0	0	-
Northern Illinois	0	0	0	-
Louisiana Tech	0	0	0	-
Michigan	2	5	0	3
@ Illinois	0	0	0	-
Northwestern	0	0	0	-
Purdue				
@ Michigan St.				
Maryland				
@ Wisconsin				
Iowa				

CAREER RUSHING STATS

YEAR	G/S	ATT.	NET	Y/A	Y/G	TD
2022		Redshirt				
2023	7/2	2	5	2.5	0.7	0
TOTAL	7/2	2	5	2.5	0.7	0

*Redshirt season

RECEIVING: 1 rec., 5 yds, 0 TDs

CAREER HIGHS

Rushes	2 vs. Michigan (2023)
Rushing Yards	5 vs. Michigan (2023)
Rushing Touchdowns	none
Long Rush	3 vs. Michigan (2023)



CHIEF BORDERS #14

6-4 | 245 | SO. | LB
CHICAGO, ILL.

CAREER HONORS

- Nebraska Scholar-Athlete Honor Roll (Spring 2023)

CAREER NOTES

- First-year transfer from Florida
- Played in 16 games and had two tackles as primarily a special teams player in his two seasons as a Gator (2021-22)

SEASON HIGHLIGHTS

- Has played in every game and totaled a career-high eight tackles
- Made his Husker debut at Minnesota
- Recorded his first two tackles as a Husker against Northern Illinois
- Had one solo tackle vs. Louisiana Tech
- Made a career-high three tackles against No. 2 Michigan
- Totaled two tackles with his first career TFL and first career pass breakup at Illinois

GAME-BY-GAME

OPPONENT	UT-AT-TT	TFL-YD	SACK-YD
@ Minnesota	0-0-0	0.0-0	0.0-0
@ Colorado	0-0-0	0.0-0	0.0-0
Northern Illinois	1-1-2	0.0-0	0.0-0
Louisiana Tech	1-0-1	0.0-0	0.0-0
Michigan	0-3-3	0.0-0	0.0-0
@ Illinois	0-2-2	0.5-0	0.0-0
Northwestern	0-0-0	0.0-0	0.0-0
Purdue			
@ Michigan St.			
Maryland			
@ Wisconsin			
Iowa			

CAREER TACKLE STATS

YEAR	G/S	UT	AT	TT	TFL-YD	SCK-YD
2021*^	4/0	1	0	1	0.0-0	0.0-0
2022*	12/0	0	2	2	0.0-0	0.0-0
2023	7/0	2	6	8	0.5-0	0.0-0
TOTAL	23/0	3	8	11	0.5-0	0.0-0

*at Florida; ^Redshirt season

CAREER MISCELLANEOUS STATS

YEAR	FF	FR	PBU	INT	QBH	BLK
2021	0	0	0	0	0	0
2022	0	0	0	0	0	0
2023	0	0	1	0	0	0
TOTAL	0	0	1	0	0	0

*at Florida; ^Redshirt season

CAREER HIGHS

Tackles	3 vs. Michigan (2023)
TFLs	0.5 at Illinois (2023)
Sacks	none
Breakups	1 at Illinois (2023)

*at Florida



OMAR BROWN #12

6-1 | 200 | SR. | DB
MINNEAPOLIS, MINN.

CAREER HONORS (2019-21: FCS UNI)

- First-Team FCS All-American (2019, Phil Steele)
- Third-Team FCS All-American (2019, AP)
- FCS Defensive Freshman of the Year (2019)
- FCS All-America Sophomore Team (2021)
- First-Team All-Missouri Valley [MVFC] (2019)
- 2-Time Honorable-Mention All-MVFC
- FCS Defensive Player of the Week (2019)
- MVFC Defensive Player of the Week (2019)
- MVFC Freshman of the Week (2019)
- Nebraska Scholar-Athlete Honor Roll (Spring 2022)

CAREER NOTES

- Spent three seasons at FCS Northern Iowa (2019-21) and is in his second season at NU
- Started 29 games at UNI, totaling 140 tackles, 9.0 TFLs, 13 breakups and eight interceptions

CAREER SUPERLATIVES

- Double-Digit Tackle Games: 1 (at UNI)

ACTIVE FBS CAREER RANKINGS

- Interceptions: 6th (9)*
*includes stats from FCS Northern Iowa

SEASON HIGHLIGHTS

- Has played in every game with four starts and ranks 2nd on the team with 34 tackles
- Made his first start as a Husker and 30th career start at Minnesota
- Tied for the team lead with seven tackles and intercepted his first pass as a Husker
- His seven tackles in the opener were two more than he made in 12 games in 2022
- Recorded five solo tackles at Colorado with his first TFL as a Husker and a pass breakup
- Made two tackles against Northern Illinois
- Recorded eight tackles - his highest total as a Husker - against Louisiana Tech with a forced fumble
- Had seven tackles with a half tackle for loss against No. 2 Michigan
- Totaled three tackles against Illinois
- Recorded two tackles vs. Northwestern

GAME-BY-GAME

OPPONENT	UT-AT-TT	TFL-YD	PBU	INT
@ Minnesota	5-2-7	0.0-0	0	1
@ Colorado	5-0-5	1.0-1	1	0
Northern Illinois	1-1-2	0.0-0	0	0
Louisiana Tech	7-1-8	0.0-0	0	0
Michigan	4-3-7	0.5-2	0	0
@ Illinois	1-2-3	0.0-0	0	0
Northwestern	1-1-2	0.0-0	0	0
Purdue				
@ Michigan St.				
Maryland				
@ Wisconsin				
Iowa				

CAREER TACKLE STATS

YEAR	G/S	UT	AT	TT	TFL-YD	SCK-YD
2019*	15/15	46	31	77	4.0-11	0.0-0
2020*	7/7	19	11	30	2.0-7	0.0-0
2021*	7/7	24	9	33	3.0-7	0.0-0
2022	12/0	1	4	5	0.0-0	0.0-0
2023	7/4	24	10	34	1.5-3	0.0-0
TOTAL	48/33	114	65	179	10.5-28	0.0-0

*at FCS Northern Iowa
Note: 2020 season played in the spring of 2021

CAREER MISCELLANEOUS STATS

YEAR	FF	FR	PBU	INT	QBH	BLK
2019*	0	3	5	6	0	0
2020*	0	0	5	1	0	1
2021*	1	0	3	1	0	0
2022	0	0	0	0	0	0
2023	1	0	1	1	0	0
TOTAL	2	3	14	9	0	1

*at FCS Northern Iowa

CAREER HIGHS

Tackles	11 at Iowa State (2019)*
TFLs	1.0 10 times
Sacks	none
Breakups	3 at Western Illinois (2020)*
Interceptions	2 at Illinois State (2019)*
Blocked Field Goal	1 at Western Illinois (2020)*

*at FCS Northern Iowa



ALEX BULLOCK #84

6-2 | 205 | SO. | WR
OMAHA, NEB.

CAREER HONORS

- Academic All-Big Ten (2022)
- 3-Time Nebraska Scholar-Athlete Honor Roll

CAREER NOTES

- Former walk-on who was placed on scholarship during fall camp

PERSONAL NOTES

- His brother John is a Husker linebacker who also went from walk-on to scholarship player and the duo are the first brothers to start a game on different sides of the ball (1 on offense, 1 on defense) for Nebraska since 1987

SEASON HIGHLIGHTS

- Has played in every game with four starts
- Led NU with three catches for 56 yards at Minnesota, including a 34-yard touchdown
- Made his first career start at Colorado
- Started and had a 33-yard catch vs. Northern Illinois
- Caught a 14-yard pass against Louisiana Tech and had a 22-yard kickoff return
- Had two catches for 16 yards at Illinois, including a reception on a 4th-and-5 play that kept alive a Husker touchdown drive
- Caught a 15-yard pass against Northwestern

GAME-BY-GAME

OPPONENT	REC.	YDS	TD	LONG
@ Minnesota	3	56	1	34
@ Colorado	0	0	0	-
Northern Illinois	1	33	0	33
Louisiana Tech	1	14	0	14
Michigan	0	0	0	-
@ Illinois	2	16	0	10
Northwestern	1	15	0	15
Purdue				
@ Michigan St.				
Maryland				
@ Wisconsin				
Iowa				

CAREER RECEIVING STATS

YEAR	G/S	REC.	YDS	Y/R	Y/G	TD
2021						
						Redshirt
2022	2/0	0	0	0.0	0.0	0
2023	7/4	8	134	16.8	19.1	1
TOTAL	9/4	8	134	16.8	14.9	1

KICK RETURNS: 1 ret., 22 yds, 0 TDs

PUNT RETURNS: 1 ret., 1 yd, 0 TDs

CAREER HIGHS

Receptions	3 at Minnesota (2023)
Receiving Yards	56 at Minnesota (2023)
Receiving Touchdowns	1 at Minnesota (2023)
Long Reception	34 at Minnesota [TD] (2023)



**JOHN
BULLOCK**

#5

**6-0 | 220 | JR. | LB
OMAHA, NEB.**

CAREER HONORS

- 3-Time Nebraska Scholar-Athlete Honor Roll

CAREER NOTES

- Former walk-on who was placed on scholarship in the 2023 spring season

PERSONAL NOTES

- His brother Alex is a Husker wide receiver who also went from walk-on to scholarship player
- He and his brother both started at Colorado, marking the first time since 1987 that Nebraska had brothers start the same game on different sides of the ball (1 on offense, 1 on defense)

SEASON HIGHLIGHTS

- One of 10 Huskers to earn a single-digit number as one of the team's "toughest" players
- Has started every game
- Ranks 3rd on the team with 33 tackles after entering the year with six career tackles
- Made his first career start at Minnesota and had six tackles with his first career pass breakup
- Had five tackles at Colorado
- Made three tackles against Northern Illinois
- Recorded a career-high eight tackles vs. Louisiana Tech with his first career TFL
- Made two tackles against No. 2 Michigan
- Totaled six tackles at Illinois with his first career sack and a pass breakup
- Had three tackles vs. Northwestern with 1.0 TFL and a half sack

GAME-BY-GAME

OPPONENT	UT-AT-TT	TFL-YD	SACK-YD
@ Minnesota	3-3-6	0.0-0	0.0-0
@ Colorado	4-1-5	0.0-0	0.0-0
Northern Illinois	2-1-3	0.0-0	0.0-0
Louisiana Tech	3-5-8	0.5-1	0.0-0
Michigan	0-2-2	0.0-0	0.0-0
@ Illinois	4-2-6	1.0-4	1.0-4
Northwestern	1-2-3	1.0-4	0.5-3
Purdue			
@ Michigan St.			
Maryland			
@ Wisconsin			
Iowa			

CAREER TACKLE STATS

YEAR	G/S	UT	AT	TT	TFL-YD	SCK-YD
2019					Redshirt	
2020					Did Not Play	
2021	12/0	2	3	5	0.0-0	0.0-0
2022	10/0	1	0	1	0.0-0	0.0-0
2023	7/7	17	16	33	2.5-9	1.5-7
TOTAL	29/7	20	19	39	2.5-9	1.5-7

CAREER MISCELLANEOUS STATS

YEAR	FF	FR	PBU	INT	QBH	BLK
2020	0	0	0	0	0	0
2021	0	0	0	0	0	0
2022	0	0	0	0	0	0
2023	0	0	2	0	1	0
TOTAL	0	0	2	0	1	0

CAREER HIGHS

Tackles	8 vs. Louisiana Tech (2023)
TFLs	1.0 twice
Sacks	1.0 at Illinois (2023)
Breakups	1 twice



**BRIAN
BUSCHINI**

#18

**6-1 | 225 | JR. | P
HELENA, MONT.**

CAREER HONORS (2020-21: FCS MONTANA)

- FCS Punter of the Year (2021)
- FCS First-Team All-American (2021)
- First-Team All-Big Sky (2021)
- Campbell Trophy Semifinalist (2023)
- Nebraska Scholar-Athlete Honor Roll (Spring 2022)

2023 WATCH LIST

- Ray Guy Award

PERSONAL NOTES

- Married his wife Kellie in 2021
- Is only Nebraska's fourth all-time letterwinner from Montana and the first since 1995
- Switched his jersey number from No. 95 to No. 18 in honor of former Husker Brook Berringer
- Earned his degree in criminal justice

CAREER NOTES

- Spent three seasons at Montana (2019-21), where he was the 2021 FCS Punter of the Year
- Ranked 3rd in the FCS in punting average in 2021 with a school-record average of 46.0
- Has placed 36 percent of his career punts inside the opponent's 20-yard line (63 of 174)
- 31 percent of his career punts have covered at least 50 yards (53 of 174)
- His 44.0-yard average in 2022 was the eighth-highest average in Nebraska history

ACTIVE FBS CAREER RANKINGS

- Punting Average: 12th (44.3)*
- *includes stats from FCS Montana*

SEASON HIGHLIGHTS

- Has started every game at punter
- Placed all three of his punts inside the 20-yard line at Minnesota while averaging 47.7 yards per punt
- Had a 60-yard punt against the Gophers
- Also had one kickoff at Minnesota, which was returned to only the 19-yard line
- Punted four times at Colorado and had a touchback on his lone kickoff
- Averaged 42.8 yards on six punts against Northern Illinois
- Kicked off three times against NIU with two touchbacks
- Placed five of his six punts against Louisiana Tech inside the 20-yard line
- Averaged 45.7 yards per punt against Michigan despite kicking into the wind each time
- Punted four times at Illinois, placing one punt inside the 20-yard line
- Placed four of his seven punts against Northwestern inside the 20-yard line

BUSCHINI GAME-BY-GAME

OPPONENT	NO.	AVG	I20	LONG
@ Minnesota	3	47.7	3	60
@ Colorado	4	35.0	0	46
Northern Illinois	6	42.8	1	48
Louisiana Tech	6	45.3	5	58
Michigan	3	45.7	0	50
@ Illinois	4	33.8	1	40
Northwestern	7	41.0	4	55
Purdue				
@ Michigan St.				
Maryland				
@ Wisconsin				
Iowa				

CAREER PUNTING STATS

YEAR	NO.	AVG	LG	TB	I20	50+	BLK
2019*							
2020*	6	43.3	52	0	5	5	0
2021*	69	46.0	62	4	30	28	0
2022	68	44.0	74	6	14	16	0
2023	33	41.5	60	0	14	4	0
TOTAL	176	44.3	74	10	63	53	0

*at FCS Montana

Note: 2020 season played in the spring of 2021

KICKOFFS: 10 att., 39 touchbacks

CAREER HIGHS

Punts	8 vs. Indiana (2022)
Average	55.5 vs. Minnesota (2022)
Inside 20	5 vs. Louisiana Tech (2023)
50-Yard Punts	5 vs. Minnesota (2022)
Long Punt	74 vs. Wisconsin (2022)



JIMARI BUTLER #10

6-5 | 245 | SO. | LB
MOBILE, ALA.

CAREER HONORS

- Nebraska Scholar-Athlete Honor Roll (Fall 2022)

TOP-3 BIG TEN RANKING

- Sacks Per Game: 3rd (0.7)

SEASON HIGHLIGHTS

- Has played in six games with two starts
- Has set career highs with 16 tackles, 5.0 TFLs and 4.0 sacks
- Is tied for the team lead in sacks & is 2nd in TFLs
- Missed the Minnesota game due to injury
- Had two solo tackles at Colorado, including a 10-yard sack for his first career sack
- Recorded a nine-yard sack vs. Northern Illinois
- Totaled four tackles against No. 2 Michigan
- Started the first game of his career at Illinois and had three tackles, 1.5 TFLs and 1.0 sack
- Started again vs. Northwestern and had a career-high six tackles with 1.5 TFLs and 1.0 sack

GAME-BY-GAME

OPPONENT	UT-AT-TT	TFL-YD	SACK-YD
@ Minnesota	-Did Not Play-		
@ Colorado	2-0-2	1.0-10	1.0-10
Northern Illinois	1-0-1	1.0-9	1.0-9
Louisiana Tech	0-0-0	0.0-0	0.0-0
Michigan	2-2-4	0.0-0	0.0-0
@ Illinois	2-1-3	1.5-3	1.0-1
Northwestern	1-5-6	1.5-12	1.0-11
Purdue			
@ Michigan St.			
Maryland			
@ Wisconsin			
Iowa			

CAREER TACKLE STATS

YEAR	G/S	UT	AT	TT	TFL-YD	SCK-YD
2020						
2021*	2/0	0	0	0	0.0-0	0.0-0
2022	12/0	5	4	9	1.5-1	0.0-0
2023	6/2	8	8	16	5.0-34	4.0-31
TOTAL	20/2	13	12	25	6.5-35	4.0-31

*Redshirt season

CAREER MISCELLANEOUS STATS

YEAR	FF	FR	PBU	INT	QBH	BLK
2020	0	0	0	0	0	0
2021*	0	0	0	0	0	0
2022	0	0	1	0	0	0
2023	0	0	0	0	1	0
TOTAL	0	0	1	0	1	0

*Redshirt season

CAREER HIGHS

Tackles	6 vs. Northwestern (2023)
TFLs	1.5 twice
Sacks	1.0 four times
Breakups	1 vs. Indiana (2022)



TURNER CORCORAN #69

6-6 | 310 | JR. | OL
LAWRENCE, KAN.

CAREER HONORS

- Academic All-Big Ten (2022)
- 4-Time Nebraska Scholar-Athlete Honor Roll

CAREER NOTES

- Started the 2020 season finale at Rutgers at left tackle, becoming the first Husker true freshman to ever start a game at left tackle
- Became just the sixth true freshman offensive lineman to start a game in Nebraska history
- Played in three games total in 2020, becoming the 15th true freshman offensive lineman to play in a game in Nebraska history
- Has started 30 consecutive games (25 at left tackle; 5 at right tackle)

SEASON HIGHLIGHTS

- Has started every game at left tackle
- Made his 25th consecutive start at Colorado
- Started his 30th consecutive game against Northwestern

CAREER STATS

- **Games:** 34 (3 in 2020; 12 in 2021; 12 in 2022; 7 in 2023)
- **Starts:** 31 (1 in 2020; 11 in 2021; 12 in 2022; 7 in 2023)



JUSTIN EVANS-JENKINS #51

6-1 | 315 | R-FR. | OL
EAST ORANGE, N.J.

CAREER HONORS

- Nebraska Scholar-Athlete Honor Roll (Fall 2022)

SEASON HIGHLIGHTS

- Has played in every game with one start
- Made his Husker debut by starting at Minnesota when Nebraska opened with six offensive linemen
- Saw his most extensive action at center against Northwestern

CAREER STATS

- **Games:** 7 (7 in 2023)
- **Starts:** 1 (1 in 2023)



MALACHI COLEMAN #15

6-4 | 190 | FR. | WR
LINCOLN, NEB.

CAREER NOTES

- Was ranked as the No. 60 overall recruit in the country

SEASON HIGHLIGHTS

- Has played in six games with two starts as a true freshman
- Made his first career start against Louisiana Tech
- Recorded his first career reception with a five-yard grab at Illinois
- Started against Northwestern and caught a 44-yard touchdown pass for his first career TD

GAME-BY-GAME

OPPONENT	REC.	YDS	TD	LONG
@ Minnesota	0	0	0	-
@ Colorado	0	0	0	-
Northern Illinois	0	0	0	-
Louisiana Tech	0	0	0	-
Michigan	-Did Not Play-			
@ Illinois	1	5	0	5
Northwestern	1	44	1	44
Purdue				
@ Michigan St.				
Maryland				
@ Wisconsin				
Iowa				

CAREER RECEIVING STATS

YEAR	G/S	REC.	YDS	Y/R	Y/G	TD
2023	6/2	2	49	24.5	8.2	1

CAREER HIGHS

Receptions	1 twice
Receiving Yards	44 vs. Northwestern (2023)
Receiving Touchdowns	1 vs. Northwestern (2023)
Long Reception	44 [TD] at Northwestern (2023)



THOMAS FIDONE II #24

6-6 | 250 | SO. | TE
COUNCIL BLUFFS, IOWA

CAREER HONORS

- Academic All-Big Ten (2022)
- 5-Time Nebraska Scholar-Athlete Honor Roll

CAREER NOTES

- Has suffered two major knee injuries which limited his availability in his first two seasons at Nebraska after he was the nation's No. 1 tight end in the 2021 recruiting class

SEASON HIGHLIGHTS

- Has played in every game with five starts
- Has three of Nebraska's six touchdown receptions
- Ranks 2nd on the team with 15 receptions and 3rd with 175 receiving yards
- Made his first career start at Minnesota
- Caught his first two career passes for 13 yards at Colorado, including a four-yard touchdown on the game's final play
- Set career highs with four catches and 42 receiving yards against Northern Illinois
- Had a career-long 20-yard reception against the Huskies to go along with a 16-yard touchdown catch
- Caught a 29-yard touchdown pass against Louisiana Tech
- Became the first Husker tight end with a touchdown catch in three consecutive games since Kyler Reed in 2010
- Had two catches for 31 yards vs. No. 2 Michigan
- Caught three passes for 42 yards at Illinois, tying his career high in receiving yards
- Made three catches for 18 yards against Northwestern

GAME-BY-GAME

OPPONENT	REC.	YDS	TD	LONG
@ Minnesota	0	0	0	-
@ Colorado	2	13	1	9
Northern Illinois	4	42	1	20
Louisiana Tech	1	29	1	29
Michigan	2	31	0	17
@ Illinois	3	42	0	12
Northwestern	3	18	0	10
Purdue				
@ Michigan St.				
Maryland				
@ Wisconsin				
Iowa				

CAREER RECEIVING STATS

YEAR	G/S	REC.	YDS	Y/R	Y/G	TD
2021*	1/0	0	0	0.0	0.0	0
2022	Did Not Play					
2023	7/5	15	175	11.7	25.0	3
TOTAL3	8/5	15	175	11.7	21.9	3

*Redshirt season

CAREER HIGHS

Receptions	4 vs. Northern Illinois (2023)
Receiving Yards	42 twice
Receiving Touchdowns	1 three times
Long Reception	29 [TD] vs. La. Tech (2023)



JOSHUA FLEEKS

#11

6-0 | 205 | SR. | RB
DALLAS, TEXAS

CAREER HONORS

- Nebraska Scholar-Athlete Honor Roll (Spring 2023)

PERSONAL NOTES

- Earned his degree in health, kinesiology and leisure studies from Baylor

CAREER NOTES

- First-year transfer who played five seasons at Baylor (2018-22), including two years under Coach Rhule

SEASON HIGHLIGHTS

- Spent the first month of the season at wide receiver before moving to running back
- Had a four-yard catch against Northern Illinois
- Had his first carry against No. 2 Michigan, running for a 74-yard touchdown
- Was the first player to rush for a touchdown 70 yards or longer against the Wolverines since Wisconsin's Jonathan Taylor in 2019
- Also had a two-yard reception vs. Michigan
- Had a one-yard carry at Illinois
- Carried a career-high three times against Northwestern, including a 10-yard rush

RUSHING GAME-BY-GAME

OPPONENT	ATT.	YDS	TD	LONG
@ Minnesota	-Did Not Play-			
@ Colorado	0	0	0	-
Northern Illinois	0	0	0	-
Louisiana Tech	-Did Not Play-			
Michigan	1	74	1	74
@ Illinois	1	1	0	1
Northwestern	3	4	0	10
Purdue				
@ Michigan St.				
Maryland				
@ Wisconsin				
Iowa				

CAREER RUSHING STATS						
YEAR	G/S	ATT.	YDS	Y/A	Y/G	TD
2018*	12/1	9	16	1.8	1.3	1
2019*	14/1	9	27	3.0	1.9	1
2020*	8/0	5	7	1.4	0.9	0
2021*	9/1	3	11	3.7	1.2	0
2022*^	3/0	3	27	9.0	9.0	0
2023	5/0	5	79	15.8	15.8	1
TOTAL	51/3	34	167	4.9	3.3	3

*at Baylor; ^Redshirt season

CAREER RECEIVING STATS						
YEAR	G/S	REC.	YDS	Y/R	Y/G	TD
2018*	12/1	14	126	9.0	10.5	1
2019*	14/1	25	262	10.5	18.7	1
2020*	8/0	21	181	8.6	22.6	1
2021*	9/1	7	89	12.7	11.1	0
2022*^	3/0	2	49	24.5	16.3	0
2023	5/0	2	6	3.0	1.2	0
TOTAL	51/3	71	713	10.0	14.0	3

*at Baylor; ^Redshirt season

RUSHING: 31 att., 163 yds, 3 TDs
KICKOFF RETURNS: 41 ret., 776 yds, 0 TDs

CAREER HIGHS	
Receptions	6 twice*
Receiving Yards	126 at Oklahoma St. (2019)*
Receiving Touchdowns	1 three times*
Long Reception	64 at Oklahoma St. [TD] (2019)*
Rushing Attempts	3 vs. Northwestern (2023)
Rushing Yards	74 vs. Michigan (2023)
Rushing Touchdowns	1 three times
Long Rush	74 [TD] vs. Michigan (2023)
Kickoff Returns	5 vs. Duke (2018)*
Kickoff Return Yards	97 vs. Texas Tech (2019)*

*at Baylor



MIKAI GBAYOR

#42

6-2 | 230 | SO. | LB
IRVINGTON, N.J.

CAREER HONORS

- 3-Time Nebraska Scholar-Athlete Honor Roll

SEASON HIGHLIGHTS

- Has played in every game with three starts
- Made his Husker debut at Minnesota and had a solo tackle on kickoff coverage
- Started at linebacker at Colorado and had a career-high six tackles, including his first career tackle for loss
- Had one tackle and one quarterback hurry against Northern Illinois
- Recorded five tackles against No. 2 Michigan
- Had a nine-yard tackle for loss at Illinois
- Made one tackle against Northwestern

GAME-BY-GAME

OPPONENT	UT-AT-TT	TFL-YD	SACK-YD
@ Minnesota	1-0-1	0.0-0	0.0-0
@ Colorado	5-1-6	1.0-3	0.0-0
Northern Illinois	1-0-1	0.0-0	0.0-0
Louisiana Tech	0-0-0	0.0-0	0.0-0
Michigan	1-4-5	0.0-0	0.0-0
@ Illinois	1-0-1	1.0-9	0.0-0
Northwestern	0-1-1	0.0-0	0.0-0
Purdue			
@ Michigan St.			
Maryland			
@ Wisconsin			
Iowa			

CAREER TACKLE STATS						
YEAR	G/S	UT	AT	TT	TFL-YD	SCK-YD
2021					Redshirt	
2022					Did Not Play	
2023	7/3	9	6	15	2.0-12	0.0-0
TOTAL	7/3	9	6	15	2.0-12	0.0-0

CAREER MISCELLANEOUS STATS						
YEAR	FF	FR	PBU	INT	QBH	BLK
2021						Redshirt
2022						Did Not Play
2023	0	0	0	0	1	0
TOTAL	0	0	0	0	1	0

CAREER HIGHS	
Tackles	6 at Colorado (2023)
TFLs	1.0 twice
Sacks	none
Breakups	none



ISAAC GIFFORD

#2

6-1 | 205 | JR. | DB
LINCOLN, NEB.

CAREER HONORS

- 2-Time Academic All-Big Ten
- 7-Time Nebraska Scholar-Athlete Honor Roll

PERSONAL NOTES

- His brother Luke was a Husker linebacker (2014-18) who currently plays for the Tennessee Titans

SEASON HIGHLIGHTS

- One of 10 Huskers to earn a single-digit number as one of the team's "toughest" players
- Has started every game
- Leads Nebraska with 45 tackles and a career-high six pass breakups
- Made five tackles at Minnesota with a five-yard TFL and a pass breakup
- Had eight tackles at Colorado, all solo stops
- Recorded three tackles and a pass breakup against Northern Illinois
- Had seven tackles, a pass breakup and his first career interception against Louisiana Tech
- Recorded his 100th career tackle against the Bulldogs
- Totaled seven tackles vs. No. 2 Michigan
- Tied his season high with eight tackles at Illinois with a half TFL
- Also broke up a career-high three passes against the Illini
- Totaled seven tackles against Northwestern with 1.0 TFL and a half sack

GAME-BY-GAME

OPPONENT	UT-AT-TT	TFL-YD	PBU	INT
@ Minnesota	3-2-5	1.0-5	1	0
@ Colorado	8-0-8	0.0-0	0	0
Northern Illinois	1-2-3	0.0-0	1	0
Louisiana Tech	2-5-7	0.5-1	1	1
Michigan	5-2-7	0.0-0	0	0
@ Illinois	4-4-8	0.5-1	3	0
Northwestern	3-4-7	1.0-1	0	0
Purdue				
@ Michigan St.				
Maryland				
@ Wisconsin				
Iowa				

CAREER TACKLE STATS

YEAR	G/S	UT	AT	TT	TFL-YD	SCK-YD
2020	8/0	2	2	4	0.0-0	0.0-0
2021	12/0	4	3	7	0.0-0	0.0-0
2022	12/10	43	27	70	5.0-18	1.0-7
2023	7/7	26	19	45	3.0-8	0.5-1
TOTAL	39/17	75	51	126	8.0-26	1.5-8

CAREER MISCELLANEOUS STATS

YEAR	FF	FR	PBU	INT	QBH	BLK
2020	0	0	0	0	0	0
2021	0	0	1	0	0	0
2022	0	0	3	0	2	0
2023	0	0	6	1	0	0
TOTAL	0	0	10	1	2	0

CAREER HIGHS

Tackles	11 vs. Georgia Southern (2022)
TFLs	2.0 vs. Indiana (2022)
Sacks	1.0 vs. Illinois (2022)
Breakups	3 at Illinois (2023)
Interceptions	1 vs. La. Tech (2023)



ANTHONY GRANT

#23

5-11 | 205 | SR. | RB
BUFORD, GA.

CAREER HONORS

- Honorable-Mention All-Big Ten (2022)
- B1G Co-Offensive Player of the Week (9/5/22)
- Nebraska Scholar-Athlete Honor Roll (Spring 2022)

2023 WATCH LIST

- Senior Bowl

CAREER SUPERLATIVES

- 100-Yard Rushing Games: 6
- Games with Multiple Rushing Touchdowns: 2

CAREER NOTES

- Began his career at Florida State (2018-19) before playing at New Mexico Military Institute (2020-21)
- Has six 100-yard rushing games in 14 starts as a Husker

SEASON HIGHLIGHTS

- Has played in six games with two starts
- Leads Nebraska's running backs and ranks 2nd on the team with 70 carries, 302 rushing yards and three rushing touchdowns
- Led Nebraska's running backs with nine carries at Minnesota while rushing for 27 yards
- Had seven carries for 46 yards with an 11-yard touchdown run against Northern Illinois
- Started against Louisiana Tech and had 135 rushing yards and one touchdown on 22 carries with a 2-yard catch
- Marked his sixth career 100-yard rushing game
- Topped 1,000 career rushing yards against Louisiana Tech, becoming the 68th Husker to rush for 1,000 yards
- Started against No. 2 Michigan and had 16 rushing yards and four receiving yards
- Had 20 carries for 56 yards at Illinois with a 1-yard touchdown
- Posted six carries for 22 yards vs. Northwestern

GRANT GAME-BY-GAME

OPPONENT	ATT.	YDS	TD	LONG
@ Minnesota	9	27	0	9
@ Colorado	-Did Not Play-			
Northern Illinois	7	46	1	11
Louisiana Tech	22	135	1	34
Michigan	6	16	0	6
@ Illinois	20	56	1	12
Northwestern	6	22	0	11
Purdue				
@ Michigan St.				
Maryland				
@ Wisconsin				
Iowa				

CAREER RUSHING STATS

YEAR	G/S	ATT.	NET	Y/A	Y/G	TD
2018*	12/0	5	0	0.0	0.0	0
2019*	Redshirt					
2020	New Mexico Military Institute					
2021	New Mexico Military Institute					
2022	12/12	218	915	4.2	76.3	6
2023	6/2	70	302	4.3	50.3	3
TOTAL	30/14	293	1,217	4.2	40.6	9

*at Florida State

RECEIVING: 21 rec., 119 yds, 0 TDs

KICKOFF RETURNS: 14 ret., 294 yds, 0 TDs

CAREER HIGHS

Rushing Attempts	32 vs. Indiana (2022)
Rushing Yards	189 vs. North Dakota (2022)
Rushing Touchdowns	2 twice
Long Rush	46 twice (both TDs)
Receptions	6 at Rutgers (2022)
Receiving Yards	34 at Rutgers (2022)
Receiving Touchdowns	none
Long Reception	16 vs. Northwestern (2022)
Kickoff Returns	4 vs. Samford (2018)*
Kickoff Return Yards	101 vs. Samford (2018)*
Long Kickoff Return	30 vs. Wake Forest (2018)*

*at Florida State



BLAISE GUNNERSON #97

6-6 | 265 | SO. | DL
CARROLL, IOWA

CAREER HONORS

- Academic All-Big Ten (2021)
- 6-Time Nebraska Scholar-Athlete Honor Roll

PERSONAL NOTES

- Earned his degree in supply chain management

SEASON HIGHLIGHTS

- Has played in every game with four starts
- Has set career highs with eight tackles, 1.0 TFL, 1.0 sack and one pass breakup
- Made his first career start at Minnesota and recorded a career-high four tackles, including a career-high 1.0 tackle for loss
- Picked up his first career sack in the fourth quarter at Minnesota
- Had his first career quarterback hurry at Colorado
- Started and tied his career high with four tackles against Louisiana Tech with his first career pass breakup
- Made his fourth start against No. 2 Michigan
- Did not have a tackle at Illinois but did block the first punt of his career

GAME-BY-GAME

OPPONENT	UT-AT-TT	TFL-YD	SACK-YD
@ Minnesota	2-2-4	1.0-1	1.0-1
@ Colorado	0-0-0	0.0-0	0.0-0
Northern Illinois	0-0-0	0.0-0	0.0-0
Louisiana Tech	1-3-4	0.0-0	0.0-0
Michigan	0-0-0	0.0-0	0.0-0
@ Illinois	0-0-0	0.0-0	0.0-0
Northwestern	0-0-0	0.0-0	0.0-0
Purdue			
@ Michigan St.			
Maryland			
@ Wisconsin			
Iowa			

CAREER TACKLE STATS

YEAR	G/S	UT	AT	TT	TFL-YD	SCK-YD
2020	Did Not Play					
2021*	3/0	0	3	3	0.5-2	0.0-0
2022	12/0	1	4	5	0.0-0	0.0-0
2023	7/4	3	5	8	1.0-1	1.0-1
TOTAL	22/4	4	12	16	1.5-3	1.0-1

*redshirt season

CAREER MISCELLANEOUS STATS

YEAR	FF	FR	PBU	INT	QBH	BLK
2020*	0	0	0	0	0	0
2021	0	0	0	0	0	0
2022	0	0	0	0	0	0
2023	0	0	1	0	1	1
TOTAL	0	0	1	0	1	1

*redshirt season

CAREER HIGHS

Tackles	4 twice
TFLs	1.0 at Minnesota (2023)
Sacks	1.0 at Minnesota (2023)
Breakups	1 vs. La. Tech (2023)
Blocked Punt	1 at Illinois (2023)



HEINRICH HAABERG #10

6-5 | 215 | SO. | QB
KEARNEY, NEB.

CAREER HONORS

- Academic All-Big Ten (2022)
- 4-Time Nebraska Scholar-Athlete Honor Roll

PERSONAL NOTES

- His father, Rod, was a walk-on fullback at Nebraska in the early 1990s

2023 TOP-25 FBS RANKINGS

- Yards Per Carry by a QB: 8th (5.0)
- Rushing Yards by a QB: 10th (424)

SEASON HIGHLIGHTS

- Has played in every game (six at quarterback) with five consecutive starts at quarterback
- Is 4-1 in his five starts at quarterback
- Leads Nebraska in both passing yards (716) and rushing yards (424)
- Also leads the Huskers in rushing touchdowns (4) and passing touchdowns (5)
- Caught a 10-yard pass at Minnesota
- Quarterbacked the final two-and-a-half drives at Colorado, including a 57-yard touchdown drive
- Completed 2-of-6 passes for 13 yards and one touchdown while rushing twice for 17 yards
- Made his first start against Northern Illinois and accounted for 256 yards of total offense and three touchdowns
- Threw for 158 yards and two scores and rushed for 98 yards and one touchdown
- Accounted for 264 total yards and two touchdowns against Louisiana Tech
- Rushed for 157 yards - with a 72-yard touchdown - which tied for the most rushing yards by a Husker quarterback since 2012
- Threw for a career-high 199 yards against No. 2 Michigan, the highest total against the Wolverines in their first five games
- Also had a 2-yard reception against Michigan, catching his own deflected pass
- Threw for 154 yards and rushed for 82 yards and one touchdown at Illinois
- Accounted for 157 total yards and two touchdowns vs. Northwestern

PASSING GAME-BY-GAME

OPPONENT	COMP-ATT	YDS	TD	INT
@ Minnesota	0-0	0	0	0
@ Colorado	2-6	13	1	0
Northern Illinois	14-24	158	2	0
Louisiana Tech	8-17	107	1	0
Michigan	14-25	199	0	1
@ Illinois	12-24	154	0	1
Northwestern	8-17	85	1	2
Purdue				
@ Michigan St.				
Maryland				
@ Wisconsin				
Iowa				

RUSHING GAME-BY-GAME

OPPONENT	ATT.	YDS	TD	LONG
@ Minnesota	0	0	0	0
@ Colorado	2	17	0	10
Northern Illinois	21	98	1	20
Louisiana Tech	19	157	1	72
Michigan	9	-2	0	16
@ Illinois	18	82	1	25
Northwestern	16	72	1	20
Purdue				
@ Michigan St.				
Maryland				
@ Wisconsin				
Iowa				

TOTAL OFFENSE GAME-BY-GAME

OPPONENT	ATT.	RUSH	PASS	TOTAL
@ Minnesota	0	0	0	0
@ Colorado	8	17	13	30
Northern Illinois	45	98	158	256
Louisiana Tech	36	157	107	264
Michigan	34	-2	199	197
@ Illinois	42	82	154	236
Northwestern	33	72	85	157
Purdue				
@ Michigan St.				
Maryland				
@ Wisconsin				
Iowa				

CAREER PASSING STATS

YEAR	G/S	CMP-ATT	PCT	YDS	TD	INT
2021				Redshirt		
2022				Did Not Play		
2023	7/5	58-113	51.3	716	5	4
TOTAL	7/5	58-113	51.3	716	5	4

RECEIVING: 2 rec., 12 yds, 0 TDs

TOTAL OFFENSE: 198 att., 1,140 yds, 9 TDs

CAREER RUSHING STATS

YEAR	G/S	ATT.	NET	Y/A	Y/G	TD
2021					Redshirt	
2022					Did Not Play	
2023	7/5	85	424	5.0	60.6	4
TOTAL	7/5	85	424	5.0	60.6	4

CAREER PASSING HIGHS


Attempts	25 vs. Michigan (2023)
Completions	14 twice
Yards	199 vs. Michigan (2023)
Touchdowns	2 vs. Northern Illinois (2023)
Long Pass	56 vs. Michigan (2023)

CAREER RUSHING HIGHS

Attempts	21 vs. Northern Illinois (2023)
Yards	157 vs. Louisiana Tech (2023)
Touchdowns	1 four times
Long Rush	72 [TD] vs. La. Tech (2023)

CAREER TOTAL OFFENSE HIGHS

Attempts	45 vs. Northern Illinois (2023)
Yards	264 vs. La. Tech (2023)
Total Touchdowns	3 vs. No. Illinois (2023)



MALCOLM HARTZOG #13

5-9 | 175 | SO. | DB
SILVER CREEK, MISS.

CAREER HONORS

- B1G Freshman of the Week (10/3/22)
- 2-Time Nebraska Scholar-Athlete Honor Roll

CAREER NOTES

- Started eight games as a true freshman in 2022, becoming NU's first true freshman starter at cornerback since 2016
- Has started 15 consecutive games

PERSONAL NOTES

- Was the first Mississippi native to sign with Nebraska out of high school since Brandon Jackson in 2004

SEASON HIGHLIGHTS

- Has started every game with five starts at cornerback and two starts at safety
- Has set career highs with 24 tackles, 1.5 TFLs and four pass breakups
- Made four tackles at Minnesota with one TFL and a pass breakup, tying his career high in TFLs and breakups and his then-career-high in tackles
- Totaled a career-high six tackles at Colorado
- Recorded four tackles against Northern Illinois
- Had two tackles, a half tackle for loss and a pass breakup against Louisiana Tech
- Made four tackles and had a pass breakup against No. 2 Michigan
- Started at safety at Illinois and again had four tackles and a pass breakup
- Made another start at safety vs. Northwestern and had five tackles and a pass breakup

GAME-BY-GAME

OPPONENT	UT-AT-TT	TFL-YD	PBU	INT
@ Minnesota	3-1-4	1.0-2	1	0
@ Colorado	5-1-6	0.0-0	0	0
Northern Illinois	2-2-4	0.0-0	0	0
Louisiana Tech	1-1-2	0.5-1	1	0
Michigan	1-3-4	0.0-0	1	0
@ Illinois	2-2-4	0.0-0	1	0
Northwestern	4-1-5	0.0-0	1	0
Purdue				
@ Michigan St.				
Maryland				
@ Wisconsin				
Iowa				

CAREER TACKLE STATS

YEAR	G/S	UT	AT	TT	TFL-YD	SCK-YD
2022	12/8	12	10	22	1.0-2	0.0-0
2023	7/7	18	11	29	1.5-3	0.0-0
TOTAL	19/15	30	21	51	2.5-5	0.0-0

CAREER MISCELLANEOUS STATS

YEAR	FF	FR	PBU	INT	QBH	BLK
2022	0	0	2	3	0	0
2023	0	0	5	0	0	0
TOTAL	0	0	7	3	0	0

CAREER HIGHS

Tackles	6 at Colorado (2023)
TFLs	1.0 twice
Sacks	none
Breakups	1 seven times
Interceptions	1 three times
Punt Return TD	1 vs. Indiana [blocked] (2022)



NICK HENRICH #3

6-3 | 235 | JR. | LB
OMAHA, NEB.

CAREER HONORS

- Team Captain (2022)
- 2-Time Academic All-Big Ten
- 7-Time Nebraska Scholar-Athlete Honor Roll

CAREER NOTES

- Earned his degree in psychology
- Is returning from a season-ending injury in 2022 suffered at Purdue

CAREER SUPERLATIVES

- Double-Digit Tackle Games: 4

SEASON HIGHLIGHTS

- One of 10 Huskers to earn a single-digit number as one of the team's "toughest" players
- Has played in six games with two starts
- Missed the opener at Minnesota due to injury
- Returned at Colorado and had three tackles, including a career-high 2.0 sacks
- Made two tackles against Northern Illinois
- Had five tackles against Louisiana Tech
- Had a game-high nine tackles and posted his first career pass breakup in a start vs. Michigan
- Started at Illinois and had five tackles with 1.0 tackle for loss and one quarterback hurry

HENRICH GAME-BY-GAME

OPPONENT	UT-AT-TT	TFL-YD	SACK-YD
@ Minnesota	-Did Not Play-		
@ Colorado	3-0-3	2.0-15	2.0-15
Northern Illinois	1-1-2	0.0-0	0.0-0
Louisiana Tech	2-3-5	0.0-0	0.0-0
Michigan	5-4-9	0.0-0	0.0-0
@ Illinois	2-3-5	1.0-1	0.0-0
Northwestern	0-0-0	0.0-0	0.0-0
Purdue			
@ Michigan St.			
Maryland			
@ Wisconsin			
Iowa			

CAREER TACKLE STATS

YEAR	G/S	UT	AT	TT	TFL-YD	SCK-YD
2019*	1/0	0	0	0	0-0	0.0-0
2020	7/1	8	19	27	0.5-1	0.0-0
2021	12/12	39	60	99	3.5-8	0.5-3
2022	5/5	15	22	37	2.0-2	0.0-0
2023	6/2	13	11	24	3.0-16	2.0-15
TOTAL	31/20	75	112	187	9.0-27	2.5-18

*redshirt season

CAREER MISCELLANEOUS STATS

YEAR	FF	FR	PBU	INT	QBH	BLK
2019*	0	0	0	0	0	0
2020	0	0	0	0	2	0
2021	0	0	0	0	3	0
2022	0	0	0	0	1	0
2023	0	0	1	0	1	0
TOTAL	0	0	1	0	7	0

*redshirt season

CAREER HIGHS

Tackles	15 vs. Michigan (2021)
TFLs	2.0 at Colorado (2023)
Sacks	2.0 at Colorado (2023)
Breakups	1 vs. Michigan (2023)



TOMMI HILL

#31

**6-0 | 195 | JR. | DB
ORLANDO, FLA.**

CAREER HONORS

- Nebraska Scholar-Athlete Honor Roll (Spring 2023)

CAREER NOTES

- Spent his freshman year (2021) at Arizona State
- Started the first five games of Nebraska's 2022 season at cornerback before switching to wide receiver
- Switched back to defensive back in the spring

SEASON HIGHLIGHTS

- Has been a two-way player, seeing action in the secondary and at wide receiver
- Has three starts on defense (Michigan, Illinois and Northwestern) and one start on offense (Louisiana Tech), marking the second straight season he has earned starts on both offense and defense
- Saw action on defense and offense at Minnesota, making three tackles
- Had one tackle at Colorado
- Recorded one tackle and one pass breakup against Northern Illinois and had one carry and one target on a deep pass
- Again played both ways against Louisiana Tech with his most snaps at wide receiver, where he was targeted on one pass but did not have a catch
- Saw extensive action in the secondary vs. No. 2 Michigan and had two tackles
- Also had two kickoff returns for 42 yards against the Wolverines
- Started at cornerback at Illinois and had two solo tackles and a pass breakup
- Also had a 10-yard fumble return that set up a Husker field goal
- Returned one kickoff for 22 yards against the Illini
- Started at corner vs. Northwestern and had one tackle, one pass breakup and his first career interception.
- Also returned two kickoffs for 55 yards, including a career-long 36-yard return

GAME-BY-GAME

OPPONENT	UT-AT-TT	TFL-YD	PBU	INT
@ Minnesota	2-1-3	0.0-0	0	0
@ Colorado	1-0-1	0.0-0	0	0
Northern Illinois	0-1-1	0.0-0	1	0
Louisiana Tech	0-0-0	0.0-0	0	0
Michigan	0-2-2	0.0-0	0	0
@ Illinois	2-0-2	0.0-0	1	0
Northwestern	0-1-1	0.0-0	1	1
Purdue				
@ Michigan St.				
Maryland				
@ Wisconsin				
Iowa				

CAREER TACKLE STATS

YEAR	G/S	UT	AT	TT	TFL-YD	SCK-YD
2021*	11/0	7	2	9	0.0-0	0.0-0
2022	11/5	10	7	17	0.0-0	0.0-0
2023	7/4	5	5	10	0.0-0	0.0-0
TOTAL	29/9	22	14	36	0.0-0	0.0-0

*redshirt season

Note: Played WR in final 6 games of 2022

KICKOFF RETURNS: 21 att., 419 yds, 0 TD
RECEIVING: 0 rec., 0 yds, 0 TDs

CAREER MISCELLANEOUS STATS

YEAR	FF	FR	PBU	INT	QBH	BLK
2021*	0	0	0	0	0	0
2022	0	0	4	0	0	0
2023	0	1	3	1	0	0
TOTAL	0	1	7	1	0	0

*redshirt season

Note: Played WR in final 6 games of 2022

CAREER HIGHS

Tackles	8 vs. Georgia Southern (2022)
TFLs	none
Sacks	none
Breakups	2 vs. Georgia Southern (2022)
Interceptions	1 vs. Northwestern (2023)
Kickoff Returns	4 at Purdue (2022)
Kickoff Return Yards	91 at Purdue (2022)
Kickoff Return Touchdowns	none
Long Kickoff Return	36 vs. Northwestern (2023)



NASH HUTMACHER #0

6-4 | 330 | JR. | DL
OACOMA, S.D.

CAREER HONORS

- 2-Time Academic All-Big Ten (2021)
- 6-Time Nebraska Scholar-Athlete Honor Roll

CAREER NOTES

- Was a four-time state champion wrestler with a 166-0 record at Chamberlain High School
- Won each of his final 73 matches by pin, the second-longest pin streak in the history of high school wrestling
- Won two national titles as a high school wrestler

SEASON HIGHLIGHTS

- One of 10 Huskers to earn a single-digit number as one of the team's "toughest" players
- Has started every game and set career highs with 26 tackles, 6.0 TFLs and 4.0 sacks
- Leads NU with 6.0 TFLs and is tied for the team lead with 4.0 sacks
- Recorded four tackles with his first career sack at Minnesota
- Set career highs with six tackles and 2.5 tackles for loss against Northern Illinois
- Made two tackles against Louisiana Tech
- Had three tackles and a hurry vs. No. 2 Michigan
- Totaled four tackles at Illinois
- Set career highs with seven tackles, 2.5 TFLs and 2.5 sacks against Northwestern

GAME-BY-GAME

OPPONENT	UT-AT-TT	TFL-YD	SACK-YD
@ Minnesota	1-3-4	1.0-8	1.0-8
@ Colorado	0-0-0	0.0-0	0.0-0
Northern Illinois	3-3-6	2.5-8	0.5-5
Louisiana Tech	0-2-2	0.0-0	0.0-0
Michigan	0-3-3	0.0-0	0.0-0
@ Illinois	1-3-4	0.0-0	0.0-0
Northwestern	2-5-7	2.5-16	2.5-16
Purdue			
@ Michigan St.			
Maryland			
@ Wisconsin			
Iowa			

CAREER TACKLE STATS

YEAR	G/S	UT	AT	TT	TFL-YD	SCK-YD
2020*	1/0	0	0	0	0.0-0	0.0-0
2021	11/0	0	0	0	0.0-0	0.0-0
2022	12/2	5	10	15	0.5-1	0.0-0
2023	7/7	7	19	26	6.0-32	4.0-29
TOTAL	31/9	12	29	41	6.5-33	4.0-29

*redshirt season

CAREER MISCELLANEOUS STATS

YEAR	FF	FR	PBU	INT	QBH	BLK
2020*	0	0	0	0	0	0
2021	0	0	0	0	0	0
2022	0	0	0	0	0	0
2023	0	0	0	0	2	0
TOTAL	0	0	0	0	2	0

*redshirt season

CAREER HIGHS

Tackles	7 vs. Northwestern (2023)
TFLs	2.5 twice
Sacks	2.5 vs. Northwestern (2023)
Breakups	none



ELIJAH JEUDY #16

6-3 | 280 | SO. | DL
PHILADELPHIA, PA.

CAREER HONORS

- Nebraska Scholar-Athlete Honor Roll (Spring 2023)

CAREER NOTES

- First-year transfer who spent two seasons at Texas A&M (2021-22)
- Played in three games and made one tackle with the Aggies

SEASON HIGHLIGHTS

- Has played in every game
- Recorded his first tackle as a Husker at Colorado
- Had a career-high two tackles vs. Louisiana Tech
- Made one solo tackle against No. 2 Michigan
- Had two solo tackles against Northwestern with his first career TFL

GAME-BY-GAME

OPPONENT	UT-AT-TT	TFL-YD	SACK-YD
@ Minnesota	0-0-0	0.0-0	0.0-0
@ Colorado	1-0-1	0.0-0	0.0-0
Northern Illinois	0-0-0	0.0-0	0.0-0
Louisiana Tech	2-0-2	0.0-0	0.0-0
Michigan	1-0-1	0.0-0	0.0-0
@ Illinois	0-0-0	0.0-0	0.0-0
Northwestern	2-0-2	1.0-3	0.0-0
Purdue			
@ Michigan St.			
Maryland			
@ Wisconsin			
Iowa			

CAREER TACKLE STATS

YEAR	G/S	UT	AT	TT	TFL-YD	SCK-YD
2021^*	1/0	1	0	1	0.0-0	0.0-0
2022^	2/0	0	0	0	0.0-0	0.0-0
2023	7/0	3	3	6	1.0-3	0.0-0
TOTAL	10/0	4	3	7	1.0-3	0.0-0

^at Texas A&M; *redshirt season

CAREER MISCELLANEOUS STATS

YEAR	FF	FR	PBU	INT	QBH	BLK
2021^*	0	0	0	0	0	0
2022^	0	0	0	0	0	0
2023	0	0	0	0	0	0
TOTAL	0	0	0	0	0	0

^at Texas A&M; *redshirt season

CAREER HIGHS

Tackles	2 twice
TFLs	1.0 vs. Northwestern (2023)
Sacks	none
Breakups	none



EMMETT JOHNSON #21

5-11 | 190 | R-FR. | RB
MINNEAPOLIS, MINN.

CAREER HONORS

- 2-Time Nebraska Scholar-Athlete Honor Roll

SEASON HIGHLIGHTS

- Has played in every game with two starts
- Returned one kickoff for 15 yards at Minnesota
- Had the first two carries of his career against Louisiana Tech, rushing for six yards
- Carried twice for nine yards against No. 2 Michigan and caught two passes for 20 yards, the first two receptions of his career
- Made his first career start at Illinois and had seven carries and 29 rushing yards
- Started against Northwestern and set career highs with 12 carries and 73 rushing yards

RUSHING GAME-BY-GAME

OPPONENT	ATT.	YDS	TD	LONG
@ Minnesota	0	0	0	-
Colorado	0	0	0	-
Northern Illinois	0	0	0	-
Louisiana Tech	2	6	0	3
Michigan	2	9	0	6
@ Illinois	7	29	0	12
Northwestern	12	73	0	24
Purdue				
@ Michigan St.				
Maryland				
@ Wisconsin				
Iowa				

CAREER RUSHING STATS

YEAR	G/S	ATT.	NET	Y/A	Y/G	TD
2022*	4/0	0	0	0.0	0.0	0
2023	7/2	23	117	5.1	16.7	0
TOTAL	11/2	23	117	5.1	10.6	0

*redshirt season

RECEIVING: 2 rec., 20 yds, 0 TDs

KICKOFF RETURNS: 1 ret., 15 yds, 0 TDs

CAREER HIGHS

Rushing Yards	29 at Illinois (2023)
Rushing TDs	none
Long Rush	24 vs. Northwestern (2023)
Kickoff Returns	1 at Minnesota (2023)
Kickoff Return Yards	15 at Minnesota (2023)
Kickoff Return Touchdowns	none
Long Kickoff Return	15 at Minnesota (2023)



BILLY KEMP IV #1

5-9 | 180 | SR. | WR
RICHMOND, VA.

CAREER HONORS

- Third-Team All-ACC (2021 at Virginia)
- Honorable-Mention All-ACC (2020 at Virginia)
- Nebraska Scholar-Athlete Honor Roll (Spring 2023)

ACTIVE FBS CAREER RANKINGS

- Receptions: 8th (213)

CAREER SUPERLATIVES

- 100-Yard Receiving Games: 2
- Games with Multiple Receiving TDs: 1

CAREER NOTES

- First-year graduate transfer from Virginia
- Played in 50 games with 25 starts at Virginia
- Ranked 4th in Virginia history with 192 receptions and 10th with 1,774 receiving yards
- Was granted an extra season of eligibility due to a shooting on the Virginia campus that cut the Cavaliers' 2022 season short

SEASON HIGHLIGHTS

- One of 10 Huskers to earn a single-digit number as one of the team's "toughest" players
- Has played in every game with two starts
- Leads Nebraska in receptions (21) and receiving yards (216)
- 121 of his 216 receiving yards (56 percent) have come after the catch
- Did not have a catch in his debut at Minnesota but returned two punts for eight yards
- Caught five passes for 57 yards at Colorado, with 26 of his 57 yards coming after the catch
- Made his first start at Nebraska against Northern Illinois and caught three passes for 13 yards, including a 10-yard touchdown
- Led Nebraska with five catches and 62 receiving yards against Louisiana Tech
- Also scored on a 10-yard rushing touchdown, his first career rushing touchdown
- Had four catches for 61 yards against No. 2 Michigan, with 38 yards coming after the catch
- Made three catches for 26 yards at Illinois, with 22 yards coming after the catch
- Had one catch against Northwestern before suffering an injury

ACTIVE FBS RECEPTIONS LEADERS

RK.	PLAYER (SCHOOL)	REC.
1.	Smoke Harris (La. Tech)	283
2.	Jacob Cowing (Arizona)	280
3.	Joshua Cephus (UTSA)	276
4.	Zakhari Franklin (Ole Miss)	266
5.	Jalon Calhoun (Duke)	228
6.	Sam Pinckney (Coastal Carolina)	223
	Malachi Corley (Western Ky.)	223
8.	Billy Kemp IV (Nebraska)	213

RECEIVING GAME-BY-GAME

OPPONENT	REC.	YDS	TD	LONG
@ Minnesota	0	0	0	-
@ Colorado	5	57	0	21
Northern Illinois	3	13	1	10
Louisiana Tech	5	62	0	22
Michigan	4	61	0	34
@ Illinois	3	26	0	11
Northwestern	1	-3	0	-3
Purdue				
@ Michigan St.				
Maryland				
@ Wisconsin				
Iowa				

CAREER RECEIVING STATS

YEAR	G/S	REC.	YDS	Y/R	Y/G	TD
2018*	8/0	0	0	0.0	0.0	0
2019*	13/2	35	289	8.3	22.2	1
2020*	10/9	67	644	9.6	64.4	1
2021*	12/10	74	725	9.8	60.4	6
2022*	7/4	16	116	7.3	16.6	0
2023	7/2	21	216	10.3	30.9	1
TOTAL	57/27	213	1,990	9.3	34.9	9

*at Virginia

RUSHING: 11 att., 48 yds, 1 TD

PUNT RETURNS: 68 ret., 386 yds, 0 TDs

KICKOFF RETURNS: 8 ret., 158 yds, 0 TDs

CAREER HIGHS

Receptions	10 twice*
Receiving Yards	106 at North Carolina (2021)*
Receiving Touchdowns	2 at UNC (2021)*
Long Reception	32 at North Carolina (2021)*
Punt Returns	4 five times*
Punt Return Yards	67 vs. William & Mary (2021)*
Punt Return Touchdowns	none
Long Punt Return	22 vs. William & Mary (2021)*
Kickoff Returns	2 three times*
Kickoff Return Yards	44 twice*
Kickoff Return Touchdowns	none
Long Kickoff Return	26 vs. Georgia Tech (2021)*

*at Virginia



**CAMERON
LENHARDT #11**

6-3 | 250 | FR. | DL
STATEN ISLAND, N.Y.

CAREER NOTES

- First true freshman defensive lineman to start a Nebraska season opener in the modern era
- Is just the 2nd true freshman defensive lineman to start a game for Nebraska in the modern era (Maliek Collins started the 2014 Gator Bowl at the end of his true freshman season)
- Has started 3 games as a true freshman, more than all other true freshman defensive linemen at Nebraska combined in the modern era
- 1 of 8 true freshmen to start a season opener for Nebraska in the modern era (not counting punters and kickers)

SEASON HIGHLIGHTS

- Has played in five games with three starts
- Earned the start as a true freshman in the opener at Minnesota and made three tackles
- Had three tackles at Colorado, including 2.0 sacks
- Was the first Husker true freshman to have multiple sacks in a game since Barry Turner in 2005
- Was injured early in the Northern Illinois game, and the injury kept him out of the Louisiana Tech and Michigan games
- Returned to play at Illinois
- Tied his career high with three tackles against Northwestern with a 4-yard tackle for loss

GAME-BY-GAME

OPPONENT	UT-AT-TT	TFL-YD	SACK-YD
@ Minnesota	2-1-3	0.0-0	0.0-0
@ Colorado	3-0-3	2.0-9	2.0-9
Northern Illinois	0-0-0	0.0-0	0.0-0
Louisiana Tech	-Did Not Play-		
Michigan	-Did Not Play-		
@ Illinois	0-0-0	0.0-0	0.0-0
Northwestern	3-0-3	1.0-4	0.0-0
Purdue			
@ Michigan St.			
Maryland			
@ Wisconsin			
Iowa			

CAREER TACKLE STATS

YEAR	G/S	UT	AT	TT	TFL-YD	SCK-YD
2023	5/3	8	1	9	3.0-13	2.0-9

CAREER MISCELLANEOUS STATS

YEAR	FF	FR	PBU	INT	QBH	BLK
2023	0	0	0	0	0	0

CAREER HIGHS

Tackles	3 three times
TFLs	2.0 at Colorado (2023)
Sacks	2.0 at Colorado (2023)
Breakups	none



**JAYLEN
LLOYD #19**

5-10 | 160 | FR. | WR
OMAHA, NEB.

SEASON HIGHLIGHTS

- Has played in five games
- Played in the season opener at Minnesota as a true freshman and had a nine-yard rush
- Caught his first career pass with a 19-yard reception against No. 2 Michigan

GAME-BY-GAME

OPPONENT	REC.	YDS	TD	LONG
@ Minnesota	0	0	0	-
@ Colorado	-Did Not Play-			
Northern Illinois	-Did Not Play-			
Louisiana Tech	0	0	0	-
Michigan	1	19	0	19
@ Illinois	0	0	0	-
Northwestern	0	0	0	-
Purdue				
@ Michigan St.				
Maryland				
@ Wisconsin				
Iowa				

CAREER RECEIVING STATS

YEAR	G/S	REC.	YDS	Y/R	Y/G	TD
2023	5/0	1	19	19.0	3.8	0

RUSHING: 1 att., 9 yds, 0 TDs

CAREER HIGHS

Receptions	1 vs. Michigan (2023)
Receiving Yards	19 vs. Michigan (2023)
Receiving Touchdowns	none
Long Reception	none
Rushing Attempts	1 at Minnesota (2023)
Rushing Yards	9 at Minnesota (2023)
Rushing Touchdowns	none
Long Rush	9 at Minnesota (2023)



**HENRY
LUTOVSKY #59**

6-6 | 325 | SO. | OL
CRAWFORDSVILLE, IOWA

CAREER HONORS

- 3-Time Nebraska Scholar-Athlete Honor Roll

CAREER NOTES

- Played in two games in 2021, becoming the 17th true freshman offensive lineman to play in a game in Nebraska history

SEASON HIGHLIGHTS

- Has seen action in six games
- Played extensively at left guard against Northwestern following an injury to Ethan Piper

CAREER STATS

- **Games:** 20 (2 in 2021; 12 in 2022; 6 in 2023)
- **Starts:** 2 (2 in 2022)



**TAMON
LYNUM**

#15

6-2 | 185 | SO. | DB
ORLANDO, FLA.

CAREER HONORS

- 4-Time Nebraska Scholar-Athlete Honor Roll

CAREER NOTES

- Has returned to the field after suffering a season-ending injury in the fourth game of the 2022 season

SEASON HIGHLIGHTS

- Has played in every game this season
- Had a 12-yard strip sack at Colorado, resulting in a takeaway that led to a touchdown drive
- Recorded one solo tackle against both Northern Illinois and Louisiana Tech
- Made a career-high three tackles vs. Michigan
- Started the first game of his career against Northwestern and tied his career high with three tackles

GAME-BY-GAME

OPPONENT	UT-AT-TT	TFL-YD	PBU	INT
@ Minnesota	0-0-0	0.0-0	0	0
@ Colorado	1-0-1	1.0-12	0	0
Northern Illinois	1-0-1	0.0-0	0	0
Louisiana Tech	1-0-1	0.0-0	0	0
Michigan	1-2-3	0.0-0	0	0
@ Illinois	0-0-0	0.0-0	0	0
Northwestern	3-0-3	0.0-0	0	0
Purdue				
@ Michigan St.				
Maryland				
@ Wisconsin				
Iowa				

CAREER TACKLE STATS

YEAR	G/S	UT	AT	TT	TFL-YD	SCK-YD
2020	8/0	0	0	0	0.0-0	0.0-0
2021*	2/0	0	1	1	0.0-0	0.0-0
2022	3/0	1	0	1	0.0-0	0.0-0
2023	7/1	7	2	9	1.0-12	1.0-12
TOTAL	20/1	8	3	11	1.0-12	1.0-12

*redshirt season

CAREER MISCELLANEOUS STATS

YEAR	FF	FR	PBU	INT	QBH	BLK
2021*	0	0	0	0	0	0
2022	0	0	0	0	0	0
2023	1	0	0	0	0	0
TOTAL	1	0	0	0	0	0

*redshirt season

CAREER HIGHS

Tackles	3 vs. Michigan (2023)
TFLs	1.0 at Colorado (2023)
Sacks	1.0 at Colorado (2023)
Breakups	none



**QUINTON
NEWSOME**

#6

6-1 | 185 | SR. | DB
SUWANEE, GA.

CAREER HONORS

- Honorable-Mention All-Big Ten (2022)
- Academic All-Big Ten (2022)
- 2-Time Nebraska Scholar-Athlete Honor Roll

2023 WATCH LIST

- Senior Bowl

PERSONAL NOTES

- Earned his degree in sports media and communication

CAREER SUPERLATIVES

- Double-Digit Tackle Games: 1

SEASON HIGHLIGHTS

- One of 10 Huskers to earn a single-digit number as one of the team's "toughest" players
- Has played in every game with six starts
- Made six tackles at Minnesota
- Had four tackles and a breakup at Colorado
- Had three tackles and two breakups vs. NIU
- Made four stops with one TFL vs. Louisiana Tech
- Recorded three tackles vs. No. 2 Michigan
- Made his 30th consecutive start at Illinois and totaled five tackles with one interception, which he returned 39 yards
- Did not start against Northwestern - snapping his streak of 30 straight starts - but finished with two tackles

GAME-BY-GAME

OPPONENT	UT-AT-TT	TFL-YD	PBU	INT
@ Minnesota	1-5-6	0.0-0	0	0
@ Colorado	4-0-4	0.0-0	1	0
Northern Illinois	2-1-3	0.0-0	2	0
Louisiana Tech	3-1-4	1.0-3	0	0
Michigan	0-3-3	0.0-0	0	0
@ Illinois	3-2-5	0.0-0	0	1
Northwestern	1-1-2	0.0-0	0	0
Purdue				
@ Michigan St.				
Maryland				
@ Wisconsin				
Iowa				

CAREER TACKLE STATS

YEAR	G/S	UT	AT	TT	TFL-YD	SCK-YD
2019	10/0	0	0	0	0.0-0	0.0-0
2020	8/1	9	2	11	0.0-0	0.0-0
2021	12/12	38	19	57	2.0-6	1.0-4
2022	12/12	27	17	44	4.0-25	2.0-20
2023	7/6	14	13	27	1.0-3	0.0-0
TOTAL	49/31	88	51	139	7.0-34	3.0-24

CAREER MISCELLANEOUS STATS

YEAR	FF	FR	PBU	INT	QBH	BLK
2019	0	0	0	0	0	0
2020	1	0	0	0	0	0
2021	0	0	4	0	0	0
2022	1	1	10	0	1	0
2023	0	0	3	1	0	0
TOTAL	2	1	17	1	1	0

CAREER HIGHS

Tackles	10 vs. Ohio St. (2021)
TFLs	2.5 vs. Illinois (2022)
Sacks	1.0 twice
Breakups	2 six times
Interceptions	1 at Illinois (2023)



NOURE NOULI #63

6-4 | 315 | SR. | OL
FRANKFURT, GA.

CAREER HONORS

- 2-Time Academic All-Big Ten
- 3-Time Nebraska Scholar-Athlete Honor Roll

PERSONAL NOTES

- Originally from Frankfurt, Germany, he was an exchange student at Norris High School, 24 miles from Memorial Stadium

CAREER NOTES

- Began his career at Colorado State, spending one season with the Rams in 2019
- Played in eight games with seven starts at guard as a true freshman at CSU in 2019
- Joined Nebraska as a walk-on before being placed on scholarship

SEASON HIGHLIGHTS

- Has started every game at right guard

CAREER STATS

- **Games:** 27 (8 in 2019*; 12 in 2021; 7 in 2023)
- **Starts:** 21 (7 in 2019*; 7 in 2021; 7 in 2023)

*at Colorado State



MARCO ORTIZ #45

6-4 | 245 | SR. | LS
RICHMOND, VA.

CAREER HONORS

- Nebraska Scholar-Athlete Honor Roll (Spring 2023)

PERSONAL NOTES

- Earned his bachelor's degree in health education and behavior from Florida and is on track to earn his master's degree from Nebraska in applied sciences in December

CAREER NOTES

- First-year transfer who played in 16 games over five seasons at Florida (2018-22)


SEASON HIGHLIGHTS

- Has handled all long-snapping duties in every game

CAREER STATS

- **Games:** 23 (1 in 2019*; 1 in 2020*; 13 in 2021*; 1 in 2022*; 7 in 2023)

*at Florida



ETHAN PIPER #57

6-3 | 305 | JR. | OL
NORFOLK, NEB.

CAREER HONORS

- 3-Time Big Ten Distinguished Scholar
- 3-Time Academic All-Big Ten
- 8-Time Nebraska Scholar-Athlete Honor Roll

CAREER NOTES

- Played in one game while redshirting in 2019, becoming the 13th true freshman offensive lineman to play in a game at Nebraska


SEASON HIGHLIGHTS

- Was selected in the first round of voting to receive a single-digit number, but NCAA rules prohibit him from wearing a single-digit number
- Was the only offensive lineman selected to attend 2023 Big Ten Football Media Days
- Has started every game at left guard

CAREER STATS

- **Games:** 31 (1 in 2019; 8 in 2020; 5 in 2021; 10 in 2022; 7 in 2023)

- **Starts:** 25 (7 in 2020; 3 in 2021; 8 in 2022; 7 in 2023)



TEDDY PROCHAZKA #65

6-10 | 325 | SO. | OL
ELKHORN, NEB.

CAREER HONORS

- 2-Time Nebraska Scholar-Athlete Honor Roll

CAREER NOTES

- Suffered a season-ending injury in 2021 & 2022
- Played in five games - with two starts - in 2021 to become the 16th true freshman offensive lineman to play a game in Nebraska history
- Started at left tackle against Northwestern to become only the 2nd true freshman in the modern era of Nebraska football to start a game at left tackle, joining Turner Cororan, who started at left tackle at Rutgers in 2020
- Overall, became just the 7th true freshman offensive lineman to start a game in the modern era of Nebraska football

SEASON HIGHLIGHTS

- Sat out the first two games but has returned to play in the last four contests
- Started at Illinois when NU opened with six offensive linemen

CAREER STATS

- **Games:** 12 (5 in 2021; 3 in 2022; 4 in 2023)
- **Starts:** 6 (2 in 2021; 4 in 2022)



CHUBBA PURDY #12

6-2 | 210 | SO. | QB
QUEEN CREEK, ARIZ.

CAREER HONORS

- 3-Time Nebraska Scholar-Athlete Honor Roll

PERSONAL NOTES

- His brother Brock was a quarterback at Iowa State (2018-21) who is with the San Francisco 49ers
- His father Shawn played baseball at Miami and had an eight-year minor league career

CAREER NOTES

- Spent two years at Florida State (2020-21) playing in four games with one start

SEASON HIGHLIGHTS

- Has seen limited action in three games
- Came in for one snap at Colorado and had an incomplete third-down pass
- Saw action at quarterback late in the fourth quarter against Northern Illinois
- Led Nebraska's final drive vs. Louisiana Tech

CAREER PASSING STATS

YEAR	G/S	CMP-ATT	PCT	YDS	TD	INT
2020*	3/1	27-53	50.9	219	2	1
2021*^	1/0	5-5	100.0	98	2	0
2022	6/2	22-48	45.8	147	0	3
2023	3/0	0-2	0.0	0	0	0
TOTAL	13/3	54-108	50.0	464	4	4

TOTAL OFFENSE: 150 att., 599 yds, 6 TDs

*at Florida State; ^redshirt season

CAREER RUSHING STATS

YEAR	G/S	ATT.	NET	Y/A	Y/G	TD
2020*	3/1	19	57	3.0	19.0	0
2021*^	1/0	1	5	5.0	5.0	0
2022	6/2	24	73	3.0	12.2	2
2023	3/0	0	0	0.0	0.0	0
TOTAL	13/3	44	135	3.1	10.4	2

*at Florida State; ^redshirt season

CAREER PASSING HIGHS

Attempts	23 at NC State (2020)*
Completions	15 at NC State (2020)*
Yards	181 at NC State (2020)*
Touchdowns	2 twice
Long Pass	69 [TD] at NC State (2020)*

*at Florida State

CAREER RUSHING HIGHS


Attempts	12 at NC State (2020)*
Yards	54 at NC State (2020)*
Touchdowns	1 vs. Oklahoma (2022)
Long Rush	21 at NC State (2020)*

*at Florida State

CAREER TOTAL OFFENSE HIGHS

Attempts	35 at NC State (2020)*
Yards	235 at NC State (2020)*
Total Touchdowns	2 twice*

*at Florida State



LUKE REIMER

#4

6-1 | 225 | SR. | LB
ASHLAND, KAN.

CAREER HONORS

- Honorable-Mention All-Big Ten (2021)
- Big Ten Defensive Player of the Week (9/13/21)
- Nebraska Linebacker of the Year (2021)
- 2-Time Academic All-Big Ten
- 5-Time Nebraska Scholar-Athlete Honor Roll

NEBRASKA RECORDS

- Tackles in a Big Ten Game (19 vs. Purdue, 2021)

NEBRASKA CAREER RANKINGS

- Tackles: 10th (265)

2023 WATCH LISTS

- Lombardi Award
- Senior Bowl

PERSONAL NOTES

- Earned his degree in business administration
- Attended North Star High School in Lincoln but grew up in Ashland, Kansas

CAREER SUPERLATIVES

- Double-Digit Tackle Games: 9

CAREER NOTES

- Joined Nebraska as a walk-on but was placed on scholarship prior to the 2020 season
- Ranked in the top 25 nationally in 2021 in tackles per game and solo tackles per game
- 1 of 13 players in school history with 250 career tackles

SEASON HIGHLIGHTS

- One of 10 Huskers to earn a single-digit number as one of the team's "toughest" players
- Has played in five games with five starts, missing two games due to a non-football-related illness
- Had five tackles at Minnesota, including a three-yard sack
- Totaled five more tackles at Colorado with a career-high 1.5 sacks
- Recorded two tackles and two quarterback hurries against Northern Illinois
- Made two tackles early against Louisiana Tech before suffering an injury that kept him out of the remainder of the game, including the entire second half
- Returned against Northwestern and recorded six tackles with a 2-yard sack

ACTIVE BIG TEN TACKLE LEADERS

RK.	PLAYER (SCHOOL)	TACKLES
1.	Nick Jackson (Iowa)	419*
2.	Luke Reimer (Nebraska)	265
3.	Cal Haladay, Michigan St.	264
4.	Bryce Gallagher, Northwestern	259
5.	Tommy Eichenberg, Ohio St.	240

*includes games from previous school

NEBRASKA CAREER TACKLES

RK.	PLAYER (YEARS)	TACKLES
1.	Barrett Ruud (2001-04)	432
2.	Jerry Murtaugh (1968-70)	342
3.	Mike Brown (1996-99)	287
4.	Lavonte David (2010-11)	285
5.	Dedrick Young (2005-18)	284
6.	Lee Kunz (1976-78)	276
7.	Nathan Gerry (2013-16)	273
	Clete Pillen (1974-76)	273
9.	Steve Damkroger (1979-82)	269
10.	Luke Reimer (2019-present)	265

GAME-BY-GAME

OPPONENT	UT-AT-TT	TFL-YD	SACK-YD
@ Minnesota	4-1-5	1.0-3	1.0-3
@ Colorado	4-1-5	1.5-14	1.5-14
Northern Illinois	1-1-2	0.0-0	0.0-0
Louisiana Tech	1-1-2	0.0-0	0.0-0
Michigan	-Did Not Play-		
@ Illinois	-Did Not Play-		
Northwestern	1-5-6	1.0-2	1.0-2
Purdue			
@ Michigan St.			
Maryland			
@ Wisconsin			
Iowa			

CAREER TACKLE STATS

YEAR	G/S	UT	AT	TT	TFL-YD	SCK-YD
2019	10/0	7	4	11	1-4	0.0-0
2020	6/5	29	11	40	5.0-18	2.0-12
2021	12/12	60	48	108	6.0-22	1.0-6
2022	10/10	38	48	86	3.5-7	1.0-4
2023	5/5	11	9	20	3.5-19	2.5-17
TOTAL	43/32	145	120	265	18.5-69	6.5-39

CAREER MISCELLANEOUS STATS

YEAR	FF	FR	PBU	INT	QBH	BLK
2019	0	1	0	0	0	0
2020	1	0	0	0	0	0
2021	3	0	6	1	3	0
2022	0	0	5	1	1	0
2023	0	0	0	0	2	0
TOTAL	4	1	11	2	6	0

CAREER HIGHS

Tackles	19 vs. Purdue (2021)
TFLs	1.5 four times
Sacks	1.5 at Colorado (2023)
Breakups	2 vs. Indiana (2022)
Interceptions	1 twice



TY ROBINSON

#9

6-6 | 310 | JR. | DL
GILBERT, ARIZ.

CAREER HONORS

- 3-Time Nebraska Scholar-Athlete Honor Roll

2023 WATCH LIST

- Senior Bowl

PERSONAL NOTES

- Earned his degree in nutrition and health sciences

SEASON HIGHLIGHTS

- One of 10 Huskers to earn a single-digit number as one of the team's "toughest" players
- Has played in every game with six starts and leads Nebraska with seven quarterback hurries
- Started at Minnesota but was disqualified in the second half due to a targeting penalty
- Had two tackles and a quarterback hurry at Colorado after sitting out the first half
- Recorded two tackles against Northern Illinois, including a half sack
- Totaled three tackles against Louisiana Tech
- Had three tackles vs. No. 2 Michigan with a half TFL
- Finished with three tackles and a career-high three quarterback hurries at Illinois
- Had a half sack and a pass breakup against Northwestern

ROBINSON GAME-BY-GAME

OPPONENT	UT-AT-TT	TFL-YD	SACK-YD
@ Minnesota	0-0-0	0.0-0	0.0-0
@ Colorado	2-0-2	0.0-0	0.0-0
Northern Illinois	0-2-2	0.5-4	0.5-4
Louisiana Tech	1-2-3	0.0-0	0.0-0
Michigan	0-3-3	0.5-1	0.0-0
@ Illinois	0-3-3	0.0-0	0.0-0
Northwestern	0-1-1	0.5-8	0.5-8
Purdue			
@ Michigan St.			
Maryland			
@ Wisconsin			
Iowa			

CAREER TACKLE STATS

YEAR	G/S	UT	AT	TT	TFL-YD	SCK-YD
2019*	3/0	0	0	0	0.0-0	0.0-0
2020	8/7	5	12	17	2.0-3	0.0-0
2021	12/4	13	14	27	4.0-23	2.0-20
2022	12/12	14	10	24	4.0-17	2.0-14
2023	7/6	3	11	14	1.0-9	0.5-8
TOTAL	42/29	35	47	82	11.0-52	4.5-42

*redshirt season

CAREER MISCELLANEOUS STATS

YEAR	FF	FR	PBU	INT	QBH	BLK
2019*	0	0	0	0	0	0
2020	0	0	0	0	2	0
2021	0	0	1	0	1	0
2022	0	0	0	0	0	0
2023	0	0	2	0	7	0
TOTAL	0	0	3	0	10	0

*redshirt season

CAREER HIGHS

Tackles	6 vs. Illinois (2022)
TFLs	1.0 seven times
Sacks	1.0 four times
Breakups	1 three times


PHALEN SANFORD #37

5-11 | 195 | SR. | DB
BENKELMAN, NEB.

CAREER HONORS

- Academic All-Big Ten (2020)
- 4-Time Nebraska Scholar-Athlete Honor Roll

PERSONAL NOTES

- Earned his degree in child, youth and family studies

CAREER NOTES

- Redshirted in 2018 at Hastings College, where he also competed in track and field
- Played eight-man football in high school

TOP-25 FBS RANKINGS

- Forced Fumbles Per Game: 21st (0.3)

TOP-3 BIG TEN RANKING

- Forced Fumbles: 2nd (2)

SEASON HIGHLIGHTS

- Has played in every game with two starts
- Has set a career high with 19 tackles
- Made one tackle on punt coverage at Minnesota
- Had one tackle on defense at Colorado
- Totaled three tackles against NIU and downed a punt at the 1-yard line
- Made a tackle on kickoff coverage and punt coverage against Louisiana Tech, forcing a fumble on his punt coverage tackle
- Recorded three tackles against No. 2 Michigan
- Started at safety at Illinois to mark his first career start
- Finished with a career-high six tackles, and he forced a fumble that led to a Husker takeaway
- Started against Northwestern and had three tackles and his first career pass breakup

GAME-BY-GAME

OPPONENT	UT-AT-TT	TFL-YD	PBU	INT
@ Minnesota	0-1-1	0.0-0	0	0
@ Colorado	1-0-1	0.0-0	0	0
Northern Illinois	2-1-3	0.0-0	0	0
Louisiana Tech	2-0-2	0.0-0	0	0
Michigan	1-2-3	0.0-0	0	0
@ Illinois	3-3-6	0.0-0	0	0
Northwestern	1-2-3	0.0-0	1	0
Purdue				
@ Michigan St.				
Maryland				
@ Wisconsin				
Iowa				

CAREER TACKLE STATS

YEAR	G/S	UT	AT	TT	TFL-YD	SCK-YD
2018	Redshirt (at Hastings College)					
2019	-Did Not Play-					
2020	5/0	0	0	0	0.0-0	0.0-0
2021	12/0	2	1	3	0.0-0	0.0-0
2022	12/0	8	4	12	0.0-0	0.0-0
2023	7/2	10	9	19	0.0-0	0.0-0
TOTAL	36/2	20	14	34	0.0-0	0.0-0

CAREER MISCELLANEOUS STATS

YEAR	FF	FR	PBU	INT	QBH	BLK
2018	Redshirt (at Hastings College)					
2019	0	0	0	0	0	0
2020	0	0	0	0	0	0
2021	0	0	0	0	0	0
2022	0	0	0	0	0	1
2023	2	0	1	0	0	0
TOTAL	2	0	1	0	0	1

CAREER HIGHS

Tackles	6 at Illinois (2023)
TFLs	none
Sacks	none
Breakups	1 vs. Northwestern (2023)
Blocked Punt	1 at Purdue (2022)



BEN SCOTT #66

6-5 | 305 | JR. | OL
HONOLULU, HAWAII

CAREER HONORS

- Nebraska Scholar-Athlete Honor Roll (Spring 2023)

2023 WATCH LISTS

- Rimington Trophy
- Senior Bowl

PERSONAL NOTES

- Earned his degree in biological sciences at Arizona State

CAREER NOTES

- First-year transfer who started 28 games at Arizona State from 2020-22
- Started 17 games at right tackle at ASU before his final 11 starts were at center

SEASON HIGHLIGHTS

- Has started every game at center
- Made his 30th career start at Colorado
- Made his 35th career start vs. Northwestern

CAREER STATS

- **Games:** 35
(4 in 2020*; 13 in 2021*; 11 in 2022*; 7 in 2023)
- **Starts:** 35
(4 in 2020*; 13 in 2021*; 11 in 2022*; 7 in 2023)

*at Arizona State



MJ SHERMAN #48

6-3 | 250 | JR. | LB
BALTIMORE, MD.

CAREER HONORS

- Nebraska Scholar-Athlete Honor Roll (Spring 2023)

CAREER NOTES

- First-year transfer who played in 39 games at Georgia from 2020-22
- Recorded 15 tackles, 1.0 TFL and 0.5 sacks as a Bulldog
- Played in every game of Georgia's 2021 & 2022 national championship seasons

SEASON HIGHLIGHTS

- Has played in every game with three starts
- Had a career-high three tackles in his Husker debut at Minnesota
- Made one solo tackle at Colorado
- Had a nine-yard sack against Northern Illinois
- Made his first career start against No. 2 Michigan and recorded two tackles
- Started his second straight game at Illinois and tied his career high with three tackles
- Started his third consecutive game against Northwestern and had one tackle

GAME-BY-GAME

OPPONENT	UT-AT-TT	TFL-YD	SACK-YD
@ Minnesota	2-1-3	0.0-0	0.0-0
@ Colorado	1-0-1	0.0-0	0.0-0
Northern Illinois	1-0-1	1.0-9	1.0-9
Louisiana Tech	0-0-0	0.0-0	0.0-0
Michigan	0-2-2	0.0-0	0.0-0
@ Illinois	2-1-3	0.0-0	0.0-0
Northwestern	0-1-1	0.0-0	0.0-0
Purdue			
@ Michigan St.			
Maryland			
@ Wisconsin			
Iowa			

CAREER TACKLE STATS

YEAR	G/S	UT	AT	TT	TFL-YD	SCK-YD
2020*	9/0	2	0	2	0.0-0	0.0-0
2021*	15/0	1	7	8	0.5-3	0.0-0
2022*	15/0	4	1	5	0.5-5	0.5-5
2023	7/3	6	5	11	1.0-9	1.0-9
TOTAL	46/3	13	13	26	2.0-17	1.5-14

*at Georgia

CAREER MISCELLANEOUS STATS

YEAR	FF	FR	PBU	INT	QBH	BLK
2020*	0	0	0	0	0	0
2021*	0	0	0	0	0	0
2022*	0	0	0	0	0	0
2023	0	0	0	0	1	0
TOTAL	0	0	0	0	1	0

*at Georgia

CAREER HIGHS

Tackles	3 twice
TFLs	1.0 vs. Northern Illinois (2023)
Sacks	1.0 vs. Northern Illinois (2023)
Breakups	none



**JEFF
SIMS**

#7

**6-4 | 220 | JR. | QB
JACKSONVILLE, FLA.**

CAREER HONORS

- 2-Time ACC Rookie of the Week (2020 at Georgia Tech)

2023 WATCH LIST

- Davey O'Brien Award

CAREER NOTES

- First-year transfer from Georgia Tech
- Started 23 games at Georgia Tech and threw for 4,464 yards and 30 touchdowns with 1,152 rushing yards and 11 scores
- 1 of 17 active FBS players with 4,000 career passing yards and 1,000 career rushing yards

SEASON HIGHLIGHTS

- Has played in three games with two starts
- Started the first two games before suffering an injury
- Accounted for 205 yards of total offense at Minnesota, rushing for a game-high 91 yards and throwing for 114 yards and one touchdown
- Had 173 total yards at Colorado before being injured, including a 57-yard touchdown run that was the longest rush of his career
- Missed the Northern Illinois game due to injury
- Returned at less than 100% against Louisiana Tech, taking one snap after Heinrich Haarberg had to sit out a play following his helmet coming off

PASSING GAME-BY-GAME

OPPONENT	COMP-ATT	YDS	TD	INT
@ Minnesota	11-19	114	1	3
@ Colorado	9-15	106	0	1
Northern Illinois	-Did Not Play-			
Louisiana Tech	0-0	0	0	0
Michigan	-Did Not Play-			
@ Illinois	-Did Not Play-			
Northwestern	-Did Not Play-			
Purdue				
@ Michigan St.				
Maryland				
@ Wisconsin				
Iowa				

RUSHING GAME-BY-GAME

OPPONENT	ATT.	YDS	TD	LONG
@ Minnesota	19	91	0	26
@ Colorado	10	67	1	57
Northern Illinois	-Did Not Play-			
Louisiana Tech	1	-2	0	-2
Michigan	-Did Not Play-			
@ Illinois	-Did Not Play-			
Northwestern	-Did Not Play-			
Purdue				
@ Michigan St.				
Maryland				
@ Wisconsin				
Iowa				

TOTAL OFFENSE GAME-BY-GAME

OPPONENT	ATT.	RUSH	PASS	TOTAL
@ Minnesota	38	91	114	205
@ Colorado	25	67	106	173
Northern Illinois	-Did Not Play-			
Louisiana Tech	1	-2	0	-2
Michigan	-Did Not Play-			
@ Illinois	-Did Not Play-			
Northwestern	-Did Not Play-			
Purdue				
@ Michigan St.				
Maryland				
@ Wisconsin				
Iowa				

CAREER SUPERLATIVES

250-Yard Passing Games	9
300-Yard Passing Games	3
300-Yard Total Offense Games	8
Games with 2+ TD Passes	9
Games with 3+ TD Passes	3
Games with 4+ TD Passes	0
Games with 2+ Total TDs	13
Games with 3+ Total TDs	7
Games with 4+ Total TDs	2

CAREER PASSING STATS

YEAR	G/S	CMP-ATT	PCT	YDS	TD	INT
2020*	10/10	141-257	54.9	1,881	13	13
2021*	7/6	113-188	60.1	1,468	12	7
2022*	7/7	110-188	58.5	1,115	5	3
2023	3/2	20-34	58.8	220	1	4
TOTAL	27/25	384-667	57.6	4,684	31	27

*at Georgia Tech

TOTAL OFFENSE: 974 att., 5,992 yds, 42 TDs

RECEIVING: 1 rec., 1 yd, 0 TDs

CAREER RUSHING STATS

YEAR	G/S	ATT.	NET	Y/A	Y/G	TD
2020*	10/10	120	492	4.1	49.2	6
2021*	7/6	70	372	5.3	53.1	4
2022*	7/7	87	288	3.3	41.1	1
2023	3/2	30	156	5.2	52.0	1
TOTAL	27/25	307	1,308	4.3	48.4	12

*at Georgia Tech

CAREER PASSING HIGHS

Attempts	44 at Virginia (2021)*
Completions	27 at Virginia (2021)*
Yards	359 vs. Pittsburgh (2021)*
Touchdowns	3 three times*
Long Pass	77 [TD] at Duke (2021)*

*at Georgia Tech

CAREER RUSHING HIGHS

Attempts	19 twice
Yards	128 vs. North Carolina (2021)*
Touchdowns	3 vs. North Carolina (2021)*
Long Rush	57 [TD] at Colorado (2023)

*at Georgia Tech

CAREER TOTAL OFFENSE HIGHS

Attempts	54 at Virginia (2021)*
Yards	397 vs. Pittsburgh (2021)*
Total Touchdowns	4 twice*

*at Georgia Tech



DESHON SINGLETON #8

6-3 | 205 | JR. | DB
AMITE, LA.

CAREER HONORS

- Nebraska Scholar-Athlete Honor Roll (Spring 2023)

CAREER NOTES

- In his second season at Nebraska after the 2021 season at Hutchinson (Kan.) CC

SEASON HIGHLIGHTS

- One of 10 Huskers to earn a single-digit number as one of the team's "toughest" players
- Has started each of the five games he's played
- Made his first career start at Minnesota and tied for the team lead with a career-high seven tackles while breaking up one pass
- Recorded three solo tackles at Colorado, including a two-yard TFL for his first career tackle for loss
- Had two tackles against Northern Illinois
- Tied his career high with seven tackles against Louisiana Tech and set a career high with 1.5 tackles for loss
- Was injured on the opening series against Michigan and did not return
- Missed the Illinois and Northwestern games due to injury

GAME-BY-GAME

OPPONENT	UT-AT-TT	TFL-YD	PBU	INT
@ Minnesota	2-5-7	0.0-0	1	0
@ Colorado	3-0-3	1.0-2	0	0
Northern Illinois	0-2-2	0.0-0	0	0
Louisiana Tech	3-4-7	1.5-1	0	0
Michigan	0-0-0	0.0-0	0	0
@ Illinois	-Did Not Play-			
Northwestern	-Did Not Play-			
Purdue				
@ Michigan St.				
Maryland				
@ Wisconsin				
Iowa				

CAREER TACKLE STATS

YEAR	G/S	UT	AT	TT	TFL-YD	SCK-YD
2022	12/0	1	2	3	0.0-0	0.0-0
2023	5/5	8	11	19	2.5-3	0.0-0
TOTAL	17/5	9	13	22	2.5-3	0.0-0

CAREER MISCELLANEOUS STATS

YEAR	FF	FR	PBU	INT	QBH	BLK
2022	0	0	0	0	0	0
2023	0	0	1	0	0	0
TOTAL	0	0	1	0	0	0

CAREER HIGHS

Tackles	7	twice
TFLs	1.5	vs. Louisiana Tech (2023)
Sacks	none	
Breakups	1	at Minnesota (2023)



PRINCEWILL UMANMIELEN #18

6-4 | 240 | FR. | DL
AUSTIN, TEXAS

CAREER HONORS

- Nebraska Scholar-Athlete Honor Roll (Spring 2023)

PERSONAL NOTES

- Has a brother, Princely, who is a defensive linemen at Florida, and a brother, Prince, who was a defensive lineman at Tarleton State

SEASON HIGHLIGHTS

- Has played in every game as a true freshman
- Had one solo tackle and a quarterback hurry in his debut at Minnesota
- Added another solo tackle at Colorado
- Had his first multi-tackle game with two stops against Northern Illinois
- Recorded one tackle against No. 2 Michigan
- Had a half tackle for loss at Illinois
- Set a career high with seven tackles, 2.0 tackles for loss and 1.0 sack against Northwestern

GAME-BY-GAME

OPPONENT	UT-AT-TT	TFL-YD	SACK-YD
@ Minnesota	1-0-1	0.0-0	0.0-0
@ Colorado	1-0-1	0.0-0	0.0-0
Northern Illinois	0-2-2	0.0-0	0.0-0
Louisiana Tech	0-0-0	0.0-0	0.0-0
Michigan	0-1-1	0.0-0	0.0-0
@ Illinois	0-1-1	0.5-2	0.0-0
Northwestern	3-4-7	2.0-6	1.0-5
Purdue			
@ Michigan St.			
Maryland			
@ Wisconsin			
Iowa			

CAREER TACKLE STATS

YEAR	G/S	UT	AT	TT	TFL-YD	SCK-YD
2023	7/0	5	8	13	2.5-8	1.0-5

CAREER MISCELLANEOUS STATS

YEAR	FF	FR	PBU	INT	QBH	BLK
2023	0	0	0	0	4	0

CAREER HIGHS

Tackles	7	vs. Northwestern (2023)
TFLs	2.0	vs. Northwestern (2023)
Sacks	1.0	vs. Northwestern (2023)
Breakups	none	



RILEY VAN POPPEL #94

6-5 | 275 | FR. | DL
ARGYLE, TEXAS

PERSONAL NOTES

- His father, Todd, was a first-round pick in the 1990 MLB Draft who went on to pitch for 11 years in the majors (359 appearances, 98 starts)

SEASON HIGHLIGHTS

- Has played in six games as a true freshman
- Recorded his first career tackle by splitting a five-yard sack at Colorado
- Made one tackle against No. 2 Michigan
- Totaled one tackle at Illinois

GAME-BY-GAME

OPPONENT	UT-AT-TT	TFL-YD	SACK-YD
@ Minnesota	-Did Not Play-		
@ Colorado	0-1-1	0.5-5	0.5-5
Northern Illinois	0-0-0	0.0-0	0.0-0
Louisiana Tech	0-0-0	0.0-0	0.0-0
Michigan	1-0-1	0.0-0	0.0-0
@ Illinois	0-1-1	0.0-0	0.0-0
Northwestern	0-0-0	0.0-0	0.0-0
Purdue			
@ Michigan St.			
Maryland			
@ Wisconsin			
Iowa			

CAREER TACKLE STATS

YEAR	G/S	UT	AT	TT	TFL-YD	SCK-YD
2023	6/0	1	2	3	0.5-5	0.5-5

CAREER MISCELLANEOUS STATS

YEAR	FF	FR	PBU	INT	QBH	BLK
2023	0	0	0	0	0	0

CAREER HIGHS

Tackles	1	three times
TFLs	0.5	at Colorado (2023)
Sacks	0.5	at Colorado (2023)
Breakups	none	



JAVIN
WRIGHT #33

6-5 | 215 | JR. | LB
CHANDLER, ARIZ.

PERSONAL NOTES

- His father Toby was a two-year letterwinner for Nebraska (1992-93) before playing six seasons in the NFL
- Earned his degree in sports media and communication

SEASON HIGHLIGHTS

- Has played in every game and recorded 29 tackles after entering the year with seven career tackles
- Made four tackles at Minnesota
- Had one tackle at Colorado
- Recorded four tackles against Northern Illinois and intercepted a pass that set up a short 35-yard Nebraska touchdown drive
- Had five tackles against Louisiana Tech with his first career pass breakup
- Recorded a career-high seven tackles against No. 2 Michigan with a pass breakup for the second straight game
- Totaled four tackles at Illinois
- Made four tackles with a half tackle for loss against Northwestern

GAME-BY-GAME

OPPONENT	UT-AT-TT	TFL-YD	SACK-YD
@ Minnesota	3-1-4	0.0-0	0.0-0
Colorado	0-1-1	0.0-0	0.0-0
Northern Illinois	1-3-4	0.0-0	0.0-0
Louisiana Tech	2-3-5	0.0-0	0.0-0
Michigan	4-3-7	0.0-0	0.0-0
@ Illinois	2-2-4	0.0-0	0.0-0
Northwestern	0-4-4	0.5-1	0.0-0
Purdue			
@ Michigan St.			
Maryland			
@ Wisconsin			
Iowa			

CAREER TACKLE STATS

YEAR	G/S	UT	AT	TT	TFL-YD	SCK-YD
2019*	1/0	0	0	0	0.0-0	0.0-0
2020	Did Not Play					
2021	2/0	0	1	1	0.0-0	0.0-0
2022	10/1	3	3	6	0.0-0	0.0-0
2023	7/0	12	17	29	0.5-1	0.0-0
TOTAL	20/1	15	21	36	0.5-1	0.0-0

*redshirt season

CAREER MISCELLANEOUS STATS

YEAR	FF	FR	PBU	INT	QBH	BLK
2019*	0	0	0	0	0	0
2020	Did Not Play					
2021	0	0	0	0	0	0
2022	0	0	0	0	0	1
2023	0	0	2	1	0	0
TOTAL	0	0	2	1	0	1

*redshirt season

CAREER HIGHS

Tackles	7 vs. Michigan (2023)
TFLs	0.5 vs. Northwestern (2023)
Sacks	none
Breakups	1 twice (2023)
Interceptions	1 vs. Northern Illinois (2023)
Blocked Punts	1 vs. North Dakota (2022)

2023 NEBRASKA TEAM STATS

Team Statistics

	NEBR	OPP
Scoring	131	135
Points per game	18.7	19.3
Points Off Turnovers	13	36
First Downs	118	126
Rushing	70	40
Passing	42	75
Penalty	6	11
Rushing Yardage	1366	536
Yards gained rushing	1563	747
Yards lost rushing	197	211
Rushing attempts	279	210
Average per rush	4.9	2.6
Average per game	195.1	76.6
TDs Rushing	11	6
Passing Yardage	936	1659
Comp-Att-Int	78-149-8	157-259-5
Average per pass	6.3	6.4
Average per catch	12.0	10.6
Average per game	133.7	237.0
TDs Passing	6	9
Total offense	2302	2195
Total plays	428	469
Average per play	5.4	4.7
Average per game	328.9	313.6
Kick returns: #-Yards	12-283	8-135
Punt returns: #-Yards	6-20	12-91
Int returns: #-Yards	5-54	8-25
Kick return average	23.6	16.9
Punt return average	3.3	7.6
Int return average	10.8	3.1
Fumbles-Lost	19-7	10-2
Penalties-Yards	41-350	39-330
Average per game	50.0	47.1
Punts-Yards	33-1371	37-1524
Average per punt	41.5	41.2
Net punt average	38.8	38.8
Kickoffs-Yards	25-1525	30-1926
Average per kick	61.0	64.2
Net kick average	40.9	39.8
Time of possession / game	30:47	29:13
3rd-down conversion	32/86	39/105
3rd-down pct	37%	37%
4th-down conversion	4/8	6/13

	NEBR	OPP
4th-down pct	50%	46%
Sacks by-Yards	24-160	14-99
Misc Yards	0	0
Touchdowns scored	17	15
Field goals - attempts	4-8	10-13
On-Side kicks	1-2	0-0
Red-zone scores	(13-20) 65%	(20-22) 91%
Red-zone touchdowns	(10-20) 50%	(11-22) 50%
PAT-attempts	(17-17) 100%	(13-13) 100%
2-point conversion-attempts	(0-0) 0%	(1-2) 50%
Attendance	347893	153573
Games / Avg per game	4/86973	3/51191
Neutral site games	-	0/0

Score by Periods

Team	1st	2nd	3rd	4th	OT	TOT
Nebraska	13	35	31	52	0	131
Opponents	20	47	17	51	0	135

2023 NEBRASKA TEAM RESULTS

Team Results

	Date	Opponent		Score	Overall	Conf	Time	Attend
*	08/31/2023	at Minnesota	L	10-13	0-1	0-1	3:27	53629
	09/09/2023	at Colorado	L	14-36	0-2	0-1	3:27	53241
	09/16/2023	NIU	W	35-11	1-2	0-1	3:19	86875
	09/23/2023	Louisiana Tech	W	28-14	2-2	0-1	3:18	87115
*	09/30/2023	Michigan	L	7-45	2-3	0-2	2:59	87134
*	10/06/2023	at Illinois	W	20-7	3-3	1-2	3:49	46703
*	10/21/2023	Northwestern	W	17-9	4-3	2-2	2:59	86769

2023 NEBRASKA INDIVIDUAL STATS

Rushing

Player	gp	att	gain	loss	net	avg	td	lg	avg/g
Heinrich Haarberg	7	85	508	84	424	5.0	4	72	60.6
Anthony Grant	6	70	309	7	302	4.3	3	34	50.3
Gabe Ervin Jr.	3	38	204	8	196	5.2	1	27	65.3
Jeff Sims	3	30	207	51	156	5.2	1	57	52.0
Emmett Johnson	7	23	117	0	117	5.1	0	24	16.7
Josh Fleeks	5	5	85	6	79	15.8	1	74	15.8
Rahmir Johnson	3	12	78	13	65	5.4	0	44	21.7
Trevin Luben	1	1	18	0	18	18.0	0	18	18.0
Billy Kemp	7	2	13	0	13	6.5	1	9	1.9
Timmy Bleekrode	1	1	10	0	10	10.0	0	10	10.0
Jaylen Lloyd	5	1	9	0	9	9.0	0	9	1.8
Janiran Bonner	7	2	5	0	5	2.5	0	3	0.7
Luke Lindenmeyer	7	1	0	2	-2	-2.0	0	0	-0.3
Tommi Hill	7	1	0	5	-5	-5.0	0	0	-0.7
Team	7	7	0	21	-21	-3.0	0	0	-3.0
Total	7	279	1563	197	1366	4.9	11	74	195.1
Opponents	7	210	747	211	536	2.6	6	39	76.6

Passing

Player	gp	effic	comp-att-int	pct	yds	td	lg	avg/g
Heinrich Haarberg	7	112.1	58-113-4	51.3	716	5	56	102.3
Jeff Sims	3	99.4	20-34-4	58.8	220	1	34	73.3
Chubba Purdy	3	0.0	0-2-0	0.0	0	0	0	0.0
Total	7	107.7	78-149-8	52.3	936	6	56	133.7
Opponents	7	122.0	157-259-5	60.6	1659	9	66	237.0

Receiving

Player	gp	no.	yds	avg	td	lg	avg/g
Billy Kemp	7	21	216	10.3	1	34	30.9
Thomas Fidone II	7	15	175	11.7	3	29	25.0
Marcus Washington	6	8	176	22.0	0	56	29.3
Alex Bullock	7	8	134	16.8	1	34	19.1
Nate Boerkircher	7	5	51	10.2	0	17	7.3
Rahmir Johnson	3	3	9	3.0	0	6	3.0
Anthony Grant	6	3	12	4.0	0	9	2.0
Josh Fleeks	5	2	6	3.0	0	4	1.2
Gabe Ervin Jr.	3	2	20	10.0	0	12	6.7
Heinrich Haarberg	7	2	12	6.0	0	10	1.7
Emmett Johnson	7	2	20	10.0	0	13	2.9
Malachi Coleman	6	2	49	24.5	1	44	8.2
Isaiah Garcia-Castaneda	1	1	7	7.0	0	7	7.0
Ty Hahn	7	1	21	21.0	0	21	3.0
Janiran Bonner	7	1	5	5.0	0	5	0.7
Jaidyn Doss	2	1	4	4.0	0	4	2.0
Jaylen Lloyd	5	1	19	19.0	0	19	3.8
Total	7	78	936	12.0	6	56	133.7
Opponents	7	157	1659	10.6	9	66	237.0

Punt Returns

Player	no.	yds	avg	td	lg
Billy Kemp	5	19	3.8	0	8
Alex Bullock	1	1	1.0	0	1
Total	6	20	3.3	0	8
Opponents	12	91	7.6	0	30

Interceptions

Player	no.	yds	avg	td	lg
Javin Wright	1	12	12.0	0	12
Quinton Newsome	1	39	39.0	0	39
Omar Brown	1	0	0.0	0	0
Isaac Gifford	1	3	3.0	0	3
Tommi Hill	1	0	0.0	0	0
Total	5	54	10.8	0	39
Opponents	8	25	3.1	0	14

Kick Returns

Player	no.	yds	avg	td	lg
Tommi Hill	6	144	24.0	0	36
Rahmir Johnson	3	102	34.0	0	63
Alex Bullock	1	22	22.0	0	22
Emmett Johnson	1	15	15.0	0	15
Barret Liebentritt	1	0	0.0	0	0
Total	12	283	23.6	0	63
Opponents	8	135	16.9	0	24

Fumble Returns

Player	no.	yds	avg	td	lg
Tommi Hill	1	10	10.0	0	10
Sua Lefotu	1	0	0.0	0	0
Total	2	10	5.0	0	10
Opponents	7	5	0.7	0	5

2023 INDIVIDUAL STATISTICS

Scoring

Player	td	fg	PAT						pts
			kick	rush	rcv	pass	dxp	saf	
Tristan Alvano	-	4-8	17-17	-	-	-	-	-	29
Heinrich Haarberg	4	-	-	-	-	-	-	-	24
Thomas Fidone II	3	-	-	-	-	-	-	-	18
Anthony Grant	3	-	-	-	-	-	-	-	18
Billy Kemp	2	-	-	-	-	-	-	-	12
Josh Fleeks	1	-	-	-	-	-	-	-	6
Jeff Sims	1	-	-	-	-	-	-	-	6
Alex Bullock	1	-	-	-	-	-	-	-	6
Gabe Ervin Jr.	1	-	-	-	-	-	-	-	6
Malachi Coleman	1	-	-	-	-	-	-	-	6
Total	17	4-8	17-17	0	0	0	0	0	131
Opponents	15	10-13	13-13	0	1	1	0	0	135

Field Goals

Player	fg	pct.	01-19	20-29	30-39	40-49	50-99	lg	blk
Tristan Alvano	4-8	50.0	0-0	1-1	2-3	1-4	0-0	47	0
Opponents	10-13	76.9	0-0	1-1	7-7	2-2	0-3	47	0

FG Sequence

Team Name	Nebraska	Opponents
Minnesota	(27)	(34),54,(47)
Colorado	45	(31),(32),(30)
Louisiana Tech	41	
Michigan	40	(30)
Illinois	(31),(32),36	55
Northwestern	(47)	(45),(37),54,(25)
NIU		(30)

Numbers in (parentheses) indicate field goal was made

All Purpose

Player	g	rush	rcv	pr	kr	ir	total	avg/g
Heinrich Haarberg	7	424	12	0	0	0	436	62.3
Anthony Grant	6	302	12	0	0	0	314	52.3
Billy Kemp	7	13	216	19	0	0	248	35.4
Gabe Ervin Jr.	3	196	20	0	0	0	216	72.0
Rahmir Johnson	3	65	9	0	102	0	176	58.7
Marcus Washington	6	0	176	0	0	0	176	29.3
Thomas Fidone II	7	0	175	0	0	0	175	25.0
Alex Bullock	7	0	134	1	22	0	157	22.4
Jeff Sims	3	156	0	0	0	0	156	52.0
Emmett Johnson	7	117	20	0	15	0	152	21.7
Tommi Hill	7	-5	0	0	144	0	139	19.9
Josh Fleeks	5	79	6	0	0	0	85	17.0
Nate Boerkircher	7	0	51	0	0	0	51	7.3
Malachi Coleman	6	0	49	0	0	0	49	8.2
Quinton Newsome	7	0	0	0	0	39	39	5.6
Jaylen Lloyd	5	9	19	0	0	0	28	5.6
Ty Hahn	7	0	21	0	0	0	21	3.0
Trevin Luben	1	18	0	0	0	0	18	18.0
Javin Wright	7	0	0	0	0	12	12	1.7
Timmy Bleekrode	1	10	0	0	0	0	10	10.0
Janiran Bonner	7	5	5	0	0	0	10	1.4
Isaiah Garcia-Castaneda	1	0	7	0	0	0	7	7.0
Jaidyn Doss	2	0	4	0	0	0	4	2.0
Isaac Gifford	7	0	0	0	0	3	3	0.4
Luke Lindenmeyer	7	-2	0	0	0	0	-2	-0.3
Team	7	-21	0	0	0	0	-21	-3.0
Total	7	1366	936	20	283	54	2659	379.9
Opponents	7	536	1659	91	135	25	2446	349.4

Total Offense

Player	g	plays	rush	pass	total	avg/g
Heinrich Haarberg	7	198	424	716	1140	162.9
Jeff Sims	3	64	156	220	376	125.3
Anthony Grant	6	70	302	0	302	50.3
Gabe Ervin Jr.	3	38	196	0	196	65.3
Emmett Johnson	7	23	117	0	117	16.7
Josh Fleeks	5	5	79	0	79	15.8
Rahmir Johnson	3	12	65	0	65	21.7
Trevin Luben	1	1	18	0	18	18.0
Billy Kemp	7	2	13	0	13	1.9
Timmy Bleekrode	1	1	10	0	10	10.0
Jaylen Lloyd	5	1	9	0	9	1.8
Janiran Bonner	7	2	5	0	5	0.7
Luke Lindenmeyer	7	1	-2	0	-2	-0.3
Tommi Hill	7	1	-5	0	-5	-0.7
Team	7	0	-21	0	-21	-3.0
Total	7	428	1366	936	2302	328.9
Opponents	7	469	536	1659	2195	313.6

Punting

Player	no.	yds	avg	lg	tb	fc	i20	50+	blk
Brian Buschini	33	1371	41.5	60	0	11	14	4	0
Total	33	1371	41.5	60	0	11	14	4	0
Opponents	37	1524	41.2	65	3	14	13	11	1

Kickoffs

Player	no.	yds	avg	tb	ob	retn	net	ydln
Tristan Alvano	16	978	61.1	7	2			
Brian Buschini	9	547	60.8	4	0			
Total	25	1525	61.0	11	2	9	40.9	24
Opponents	30	1926	64.2	18	0	12	39.8	25

DEFENSIVE STATISTICS

##	Player	gp	Tackles				Sacks	Pass defense			Fumbles		blkd	
			ua	a	tot	tfl/yds		no-yds	int-yds	brup	qbh	fr-yds	ff	kick
2	Isaac Gifford	7	26	19	45	3-8	0.5-1	1-3	6	
12	Omar Brown	7	24	10	34	1.5-3	.	1-0	1	.	.	1	.	
5	John Bullock	7	17	16	33	2.5-9	1.5-7	.	2	1	.	.	.	
33	Javin Wright	7	12	17	29	0.5-1	.	1-12	2	
13	Malcolm Hartzog	7	17	12	29	1.5-3	.	.	5	
6	Quinton Newsome	7	14	13	27	1-3	.	1-39	3	
0	Nash Hutmacher	7	7	19	26	6-32	4-29	.	.	2	.	.	.	
3	Nick Henrich	6	13	11	24	3-16	2-15	.	1	1	.	.	.	
4	Luke Reimer	5	11	9	20	3.5-19	3.5-19	.	.	3	.	.	.	
8	DeShon Singleton	5	8	11	19	2.5-3	.	.	1	
37	Phalen Sanford	7	10	9	19	.	.	.	1	.	.	2	.	
10	Jimari Butler	6	8	8	16	5-34	4-31	.	.	1	.	.	.	
42	Mikai Gbayor	7	9	6	15	2-12	.	.	.	1	.	.	.	
9	Ty Robinson	7	3	11	14	1.5-13	1-12	.	1	5	.	.	.	
18	Princewill Umanmielen	7	5	8	13	2.5-8	1-5	.	.	4	.	.	.	
48	MJ Sherman	7	6	5	11	1-9	1-9	.	.	1	.	.	.	
31	Tommi Hill	7	5	5	10	.	.	1-0	3	.	1-10	.	.	
15	Tamon Lynam	7	7	2	9	1-12	1-12	1	.	
11	Cameron Lenhardt	5	8	1	9	3-13	2-9	
97	Blaise Gunnerson	7	3	5	8	1-1	1-1	.	1	1	.	.	1	
14	Chief Borders	7	2	6	8	0.5-0	.	.	1	
86	AJ Rollins	3	3	4	7	
16	Elijah Jeudy	7	3	3	6	1-3	
94	Riley Van Poppel	6	1	2	3	0.5-5	0.5-5	
26	Koby Bretz	6	1	2	3	
34	Garrett Snodgrass	7	.	2	2	
21	Dwight Bootle II	3	.	2	2	
92	Sua Lefotu	2	.	2	2	1-0	.	.	
17	Ty Hahn	7	2	.	2	
88	Ru'Quan Buckley	6	1	.	1	1	.	.	.	
18	Brian Buschini	7	1	.	1	
22	Ashton Hausmann	7	.	1	1	
93	Kai Wallin	4	1	.	1	
39	Derek Branch	1	1	.	1	
28	Ethan Nation	3	.	1	1	
51	Justin Evans-Jenkins	7	.	1	1	
7	Jeff Sims	3	1	.	1	
90	James Williams	1	1	.	1	1-5	1-5	
63	Nouredin Nouili	7	1	.	1	
57	Ethan Piper	7	1	.	1	
87	Nate Boerkircher	7	1	.	1	
Totals	7	234	224	458	45-212	24-160	5-54	28	21	2-10	4	1	0	
Opponents	7	235	196	431	33-145	14-99	8-25	25	19	7-5	8	0	0	

SPECIAL TEAMS TACKLES

SPECIAL TEAMS TACKLES	UA-A/TOT	MINN	COLO	NIU	LA TECH	MICH	ILL	NW	PUR	MSU	MD	WIS	IOWA
Sanford, Phalen	2-1/3	0-1/1	-	1-0/1	1-0/1	-	-	-	-	-	-	-	-
Gifford, Isaac	1-1/2	-	-	-	1-1/2	-	-	-	-	-	-	-	-
Bullock, John	2-0/2	-	1-0/1	-	1-0/1	-	-	-	-	-	-	-	-
Wright, Javin	1-0/1	1-0/1	-	-	-	-	-	-	-	-	-	-	-
Reimer, Luke	0-1/1	0-1/1	-	-	-	-	-	-	-	-	-	-	-
Gbayor, Mikai	1-0/1	1-0/1	-	-	-	-	-	-	-	-	-	-	-
Snodgrass, Garrett	0-2/2	0-1/1	-	-	-	-	-	0-1/1	-	-	-	-	-
Hill, Tommi	0-1/1	0-1/1	-	-	-	-	-	-	-	-	-	-	-
Borders, Chief	1-0/1	-	-	1-0/1	-	-	-	-	-	-	-	-	-
Evans-Jenkins, Justin	0-1/1	-	-	-	0/1/1	-	-	-	-	-	-	-	-
Lynam, Tamon	2-0/2	-	-	-	1-0/1	-	-	1-0/1	-	-	-	-	-
Hahn, Ty	2-0/2	-	-	-	-	1-0/1	-	-	1-0/1	-	-	-	-
Buschini, Brian	1-0/1	-	-	-	-	1-0/1	-	-	-	-	-	-	-
Hausmann, Austin	1-0/1	-	-	-	-	-	-	1-0/1	-	-	-	-	-

INDIVIDUAL OFFENSE GAME BY GAME

RUSHING/RECEIVING

Rushing

Player	No-Yds/TD	MINN	CU	NIU	LATech	Mich	Illini	NU
Heinrich Haarberg	85-424/4	-	2-17/0	21-98/1	19-157/1	9--2/0	18-82/1	16-72/1
Anthony Grant	70-302/3	9-27/0	DNP	7-46/1	22-135/1	6-16/0	20-56/1	6-22/0
Gabe Ervin Jr.	38-196/1	7-55/0	17-74/0	14-67/1	DNP	DNP	DNP	DNP
Jeff Sims	30-156/1	19-91/0	10-67/1	DNP	1--2/0	DNP	DNP	DNP
Emmett Johnson	23-117/0	-	-	-	2-6/0	2-9/0	7-29/0	12-73/0
Rahmir Johnson	12-65/0	1--1/0	11-66/0	-	DNP	DNP	DNP	DNP
Josh Fleeks	5-79/1	DNP	-	-	DNP	1-74/1	1-1/0	3-4/0
Billy Kemp	2-13/1	-	-	-	1-9/1	1-4/0	-	-
Janiran Bonner	2-5/0	-	-	-	-	2-5/0	-	-
Trevin Luben	1-18/0	DNP	DNP	1-18/0	DNP	DNP	DNP	DNP
Timmy Bleekrode	1-10/0	DNP	DNP	DNP	1-10/0	DNP	DNP	DNP
Jaylen Lloyd	1-9/0	1-9/0	DNP	DNP	-	-	-	-
Luke Lindenmeyer	1--2/0	-	1--2/0	-	-	-	-	-
Tommi Hill	1--5/0	-	-	1--5/0	-	-	-	-

Receiving

Player	No-Yds/TD	MINN	CU	NIU	LATech	Mich	Illini	NU
Billy Kemp	21-216/1	-	5-57/0	3-13/1	5-62/0	4-61/0	3-26/0	1--3/0
Thomas Fidone II	15-175/3	-	2-13/1	4-42/1	1-29/1	2-31/0	3-42/0	3-18/0
Marcus Washington	8-176/0	3-31/0	1-13/0	2-37/0	-	1-56/0	1-39/0	DNP
Alex Bullock	8-134/1	3-56/1	-	1-33/0	1-14/0	-	2-16/0	1-15/0
Nate Boerkircher	5-51/0	1-4/0	2-33/0	-	-	1-7/0	-	1-7/0
Anthony Grant	3-12/0	-	DNP	1-9/0	1-2/0	1-1/0	-	-
Rahmir Johnson	3-9/0	2-6/0	1-3/0	-	DNP	DNP	DNP	DNP
Malachi Coleman	2-49/1	-	-	-	-	DNP	1-5/0	1-44/1
Emmett Johnson	2-20/0	-	-	-	-	2-20/0	-	-
Gabe Ervin Jr.	2-20/0	-	-	2-20/0	DNP	DNP	DNP	DNP
Heinrich Haarberg	2-12/0	1-10/0	-	-	-	1-2/0	-	-
Josh Fleeks	2-6/0	DNP	-	1-4/0	DNP	1-2/0	-	-
Ty Hahn	1-21/0	-	-	-	-	-	1-21/0	-
Jaylen Lloyd	1-19/0	-	DNP	DNP	-	1-19/0	-	-
Isaiah Garcia-Castaneda	1-7/0	1-7/0	DNP	DNP	DNP	DNP	DNP	DNP
Janiran Bonner	1-5/0	-	-	-	-	-	1-5/0	-
Jaidyn Doss	1-4/0	DNP	DNP	DNP	DNP	DNP	-	1-4/0

PASSING

#7 Jeff Sims	Comp	Att	Int	Pct	Yards	TD	Long	Sacked	Effic.
Minnesota	11	19	3	57.9	114	1	34	3-26	94.1
Colorado	9	15	1	60.0	106	0	21	2-14	106.0
Totals	20	34	4	58.8	220	1	34	5-40	99.4

#10 Heinrich Haarberg	Comp	Att	Int	Pct	Yards	TD	Long	Sacked	Effic.
Colorado	2	6	0	33.3	13	1	9	0-0	106.5
NIU	14	24	0	58.3	158	2	33	1-7	141.1
Louisiana Tech	8	17	0	47.1	107	1	29	3-24	119.3
Michigan	14	25	1	56.0	199	0	56	4-24	114.9
Illinois	12	24	1	50.0	154	0	39	1-4	95.6
Northwestern	8	17	2	47.1	85	1	44	0-0	84.9
Totals	58	113	4	51.3	716	5	56	9-59	112.1

#12 Chubba Purdy	Comp	Att	Int	Pct	Yards	TD	Long	Sacked	Effic.
Colorado	0	1	0	0.0	0	0	0	0-0	0.0
Louisiana Tech	0	1	0	0.0	0	0	0	0-0	0.0
Totals	0	2	0	0.0	0	0	0	0-0	0.0

SPECIAL TEAMS RETURNS

Punt Returns

Player	No-Yds	MINN	CU	NIU	LATech	Mich	Illini	NU
Billy Kemp	5-19	2-8	-	2-3	1-8	-	-	-
Alex Bullock	1-1	-	-	-	-	-	-	1-1

Kick Returns

Player	No-Yds	MINN	CU	NIU	LATech	Mich	Illini	NU
Tommi Hill	6-144	-	-	-	1-25	2-42	1-22	2-55
Rahmir Johnson	3-102	1-63	1-23	1-16	DNP	DNP	DNP	DNP
Alex Bullock	1-22	-	-	-	1-22	-	-	-
Emmett Johnson	1-15	1-15	-	-	-	-	-	-
Barret Liebenritt	1-0	-	-	1-0	DNP	DNP	DNP	-

INDIVIDUAL DEFENSE GAME BY GAME

TOTAL TACKLES

Player	S-A	Total	MINN	CU	NIU	LATech	Mich	Illini	NU
Isaac Gifford	26-19	45	3-2	8-0	1-2	2-5	5-2	4-4	3-4
Omar Brown	24-10	34	5-2	5-0	1-1	7-1	4-3	1-2	1-1
John Bullock	17-16	33	3-3	4-1	2-1	3-5	0-2	4-2	1-2
Malcolm Hartzog	17-12	29	3-1	5-1	2-2	1-1	1-3	2-2	3-2
Javin Wright	12-17	29	3-1	0-1	1-3	2-3	4-3	2-2	0-4
Quinton Newsome	14-13	27	1-5	4-0	2-1	3-1	0-3	3-2	1-1
Nash Hutmacher	7-19	26	1-3	-	3-3	0-2	0-3	1-3	2-5
Nick Henrich	13-11	24	DNP	3-0	1-1	2-3	5-4	2-3	-
Luke Reimer	11-9	20	4-1	4-1	1-1	1-1	DNP	DNP	1-5
Phalen Sanford	10-9	19	0-1	1-0	2-1	2-0	1-2	3-3	1-2
DeShon Singleton	8-11	19	2-5	3-0	0-2	3-4	-	DNP	DNP
Jimari Butler	8-8	16	DNP	2-0	1-0	-	2-2	2-1	1-5
Mikai Gbayor	9-6	15	1-0	5-1	1-0	-	1-4	1-0	0-1
Ty Robinson	3-11	14	-	2-0	0-2	1-2	0-3	0-3	0-1
Princewill Umanmielen	5-8	13	1-0	1-0	0-2	-	0-1	0-1	3-4
MJ Sherman	6-5	11	2-1	1-0	1-0	-	0-2	2-1	0-1
Tommi Hill	5-5	10	2-1	1-0	0-1	-	0-2	2-0	0-1
Cameron Lenhardt	8-1	9	2-1	3-0	-	DNP	DNP	-	3-0
Tamon Lynam	7-2	9	-	1-0	1-0	1-0	1-2	-	3-0
Blaise Gunnerson	3-5	8	2-2	-	-	1-3	-	-	-
Chief Borders	2-6	8	-	-	1-1	1-0	0-3	0-2	-
AJ Rollins	3-4	7	DNP	DNP	1-3	-	2-1	DNP	DNP
Elijah Jeudy	3-3	6	-	1-0	-	0-2	0-1	-	2-0
Koby Bretz	1-2	3	DNP	1-0	-	-	0-2	-	-
Riley Van Poppel	1-2	3	DNP	0-1	-	-	1-0	0-1	-
Ty Hahn	2-0	2	-	-	-	-	1-0	-	1-0
Dwight Bootle II	0-2	2	-	-	0-2	DNP	DNP	DNP	DNP
Garrett Snodgrass	0-2	2	0-1	-	-	-	-	-	0-1
Sua Lefotu	0-2	2	DNP	-	DNP	DNP	0-2	DNP	DNP
Jeff Sims	1-0	1	-	1-0	DNP	-	DNP	DNP	DNP
Brian Buschini	1-0	1	-	-	-	-	1-0	-	-
Derek Branch	1-0	1	DNP	DNP	1-0	DNP	DNP	DNP	DNP
Ethan Piper	1-0	1	-	-	-	-	-	-	1-0
Nouredin Nouili	1-0	1	-	-	-	-	1-0	-	-
Nate Boerkircher	1-0	1	1-0	-	-	-	-	-	-
Ru'Quan Buckley	1-0	1	-	DNP	-	-	1-0	-	-
James Williams	1-0	1	DNP	DNP	DNP	DNP	DNP	DNP	1-0
Kai Wallin	1-0	1	-	1-0	-	-	DNP	DNP	DNP
Ashton Hausmann	0-1	1	-	-	-	-	-	-	0-1
Ethan Nation	0-1	1	DNP	DNP	0-1	DNP	DNP	-	-
Justin Evans-Jenkins	0-1	1	-	-	-	0-1	-	-	-

INTERCEPTION/FUMBLE RETURNS

Interceptions Returns

Player	No-Yds	MINN	CU	NIU	LATech	Mich	Illini	NU
Quinton Newsome	1-39	-	-	-	-	-	1-39	-
Javin Wright	1-12	-	-	1-12	-	-	-	-
Isaac Gifford	1-3	-	-	-	1-3	-	-	-
Omar Brown	1-0	1-0	-	-	-	-	-	-
Tommi Hill	1-0	-	-	-	-	-	-	1-0

Fumble Returns

Player	No-Yds	MINN	CU	NIU	LATech	Mich	Illini	NU
Tommi Hill	1-10	-	-	-	-	-	1-10	-
Sua Lefotu	1-0	DNP	1-0	DNP	DNP	-	DNP	DNP

INDIVIDUAL DEFENSE GAME BY GAME

SACKS

Player	UA-A	Total	MINN	CU	NIU	LATech	Mich	Illini	NU
Jimari Butler	3-2	4	DNP	1-10	1-9	-	-	1-1	1-11
Nash Hutmacher	2-4	4	1-8	-	0.5-5	-	-	-	2.5-16
Luke Reimer	3-1	3.5	1-3	1.5-14	-	-	DNP	DNP	1-2
Nick Henrich	2-0	2	DNP	2-15	-	-	-	-	-
Cameron Lenhardt	2-0	2	-	2-9	-	DNP	DNP	-	-
John Bullock	1-1	1.5	-	-	-	-	-	1-4	0.5-3
Tamon Lynam	1-0	1	-	1-12	-	-	-	-	-
MJ Sherman	1-0	1	-	-	1-9	-	-	-	-
James Williams	1-0	1	DNP	DNP	DNP	DNP	DNP	DNP	1-5
Blaise Gunnerson	1-0	1	1-1	-	-	-	-	-	-
Ty Robinson	0-2	1	-	-	0.5-4	-	-	-	0.5-8
Princewill Umanmielen	0-2	1	-	-	-	-	-	-	1-5
Isaac Gifford	0-1	0.5	-	-	-	-	-	-	0.5-1
Riley Van Poppel	0-1	0.5	DNP	0.5-5	-	-	-	-	-

TACKLES FOR LOSS

Player	UA-A	Total	MINN	CU	NIU	LATech	Mich	Illini	NU
Nash Hutmacher	4-4	6.0	1.0-8	-	2.5-8	-	-	-	2.5-16
Jimari Butler	3-4	5.0	DNP	1.0-10	1.0-9	-	-	1.5-3	1.5-12
Luke Reimer	3-1	3.5	1.0-3	1.5-14	-	-	DNP	DNP	1.0-2
Nick Henrich	3-0	3.0	DNP	2.0-15	-	-	-	1.0-1	-
Cameron Lenhardt	3-0	3.0	-	2.0-9	-	DNP	DNP	-	1.0-4
Isaac Gifford	1-4	3.0	1.0-5	-	-	0.5-1	-	0.5-1	1.0-1
DeShon Singleton	2-1	2.5	-	1.0-2	-	1.5-1	-	DNP	DNP
John Bullock	1-3	2.5	-	-	-	0.5-1	-	1.0-4	1.0-4
Princewill Umanmielen	1-3	2.5	-	-	-	-	-	0.5-2	2.0-6
Mikai Gbayor	2-0	2.0	-	1.0-3	-	-	-	1.0-9	-
Omar Brown	1-1	1.5	-	1.0-1	-	-	0.5-2	-	-
Malcolm Hartzog	1-1	1.5	1.0-2	-	-	0.5-1	-	-	-
Ty Robinson	0-3	1.5	-	-	0.5-4	-	0.5-1	-	0.5-8
Quinton Newsome	1-0	1.0	-	-	-	1.0-3	-	-	-
Tamon Lynam	1-0	1.0	-	1.0-12	-	-	-	-	-
Elijah Jeudy	1-0	1.0	-	-	-	-	-	-	1.0-3
MJ Sherman	1-0	1.0	-	-	1.0-9	-	-	-	-
James Williams	1-0	1.0	DNP	DNP	DNP	DNP	DNP	DNP	1.0-5
Blaise Gunnerson	1-0	1.0	1.0-1	-	-	-	-	-	-
Chief Borders	0-1	0.5	-	-	-	-	-	0.5-0	-
Javin Wright	0-1	0.5	-	-	-	-	-	-	0.5-1
Riley Van Poppel	0-1	0.5	DNP	0.5-5	-	-	-	-	-

FUMBLES

Player	No-Lost	MINN	CU	NIU	LATech	Mich	Illini	NU
Heinrich Haarberg	8-0	-	-	1-0	2-0	2-0	1-0	2-0
Anthony Grant	3-2	1-1	DNP	-	-	1-0	1-1	-
Jeff Sims	2-2	-	2-2	DNP	-	DNP	DNP	DNP
Josh Fleeks	1-0	DNP	-	-	DNP	-	-	1-0
Emmett Johnson	1-1	-	-	-	-	-	1-1	-
Gabe Ervin Jr.	1-1	-	1-1	-	DNP	DNP	DNP	DNP
Tommi Hill	1-0	-	-	-	1-0	-	-	-
Luke Lindenmeyer	1-0	-	1-0	-	-	-	-	-

Fumbles Forced

Player	Number	MINN	CU	NIU	LATech	Mich	Illini	NU
Phalen Sanford	2	-	-	-	1	-	1	-
Omar Brown	1	-	-	-	1	-	-	-
Tamon Lynam	1	-	1	-	-	-	-	-

Fumbles Recovered

Player	Number	MINN	CU	NIU	LATech	Mich	Illini	NU
Tommi Hill	1	-	-	-	-	-	1	-
Sua Lefotu	1	DNP	1	DNP	DNP	-	DNP	DNP



TEAM GAME BY GAME

Date	Opponent	Rushing				Receiving				Passing				Kick Returns				Punt Returns				tot off		
		no.	yds	td	lg	no.	yds	td	lg	cmp	att	int	yds	td	lg	no.	yds	td	lg	no.	yds		td	lg
08/31/2023	at Minnesota	37	181	0	27	11	114	1	34	11	19	3	114	1	34	2	78	0	63	2	8	0	5	295
09/09/2023	at Colorado	41	222	1	57	11	119	1	21	11	22	1	119	1	21	1	23	0	23	0	0	0	0	341
09/16/2023	NIU	44	224	3	20	14	158	2	33	14	24	0	158	2	33	2	16	0	16	2	3	0	4	382
09/23/2023	Louisiana Tech	48	312	3	72	8	107	1	29	8	18	0	107	1	29	2	47	0	25	1	8	0	8	419
09/30/2023	Michigan	21	106	1	74	14	199	0	56	14	25	1	199	0	56	2	42	0	23	0	0	0	0	305
10/06/2023	at Illinois	49	158	2	25	12	154	0	39	12	24	1	154	0	39	1	22	0	22	0	0	0	0	312
10/21/2023	Northwestern	39	163	1	24	8	85	1	44	8	17	2	85	1	44	2	55	0	36	1	1	0	1	248
Nebraska		279	1366	11	74	78	936	6	56	78	149	8	936	6	56	12	283	0	63	6	20	0	8	2302
Opponents		210	536	6	39	157	1659	9	66	157	259	5	1659	9	66	8	135	0	24	12	91	0	30	2195

Nebraska Averages

Games	Avg/ rush	Avg/ catch	Pass effic	KR avg	PR avg	All purpose avg/game	Total offense avg/game
7	4.9	12.0	107.7	23.6	3.3	379.9	328.9

Date	Opponent	ua	Tackles			Sacks no-yds	Fumble		Pass Defense			blkd kick	PAT attempts			off		
			a	total	tfl-yds		ff	fr-yds	int-yds	qbh	brup		kick	rush	rcv	saf	t/o	pts
08/31/2023	at Minnesota	36	30	66	5.0-19	3-12	0	0-0	1-0	3	4	0	1-1	0	0	0	3	10
09/09/2023	at Colorado	57	6	63	11.0-71	8-65	1	1-0	0-0	4	2	0	2-2	0	0	0	0	14
09/16/2023	NIU	23	30	53	5.0-30	3-27	0	0-0	1-12	3	4	0	5-5	0	0	0	7	35
09/23/2023	Louisiana Tech	30	34	64	4.0-7	0-0	2	0-0	1-3	1	4	0	4-4	0	0	0	0	28
09/30/2023	Michigan	31	50	81	1.0-3	0-0	0	0-0	0-0	1	3	0	1-1	0	0	0	0	7
10/06/2023	at Illinois	29	32	61	6.0-20	2-5	1	1-10	1-39	6	7	1	2-2	0	0	0	3	20
10/21/2023	Northwestern	28	42	70	13.0-62	8-51	0	0-0	1-0	3	4	0	2-2	0	0	0	0	17
Nebraska		234	224	458	45.0-212	24-160	4	2-10	5-54	21	28	1	17-17	0	0	0	13	131
Opponents		235	196	431	33.0-145	14-99	8	7-5	8-25	19	25	0	13-13	0	1	0	36	135

Date	Opponent	no.	yds	Punting						Field Goals			Kickoffs					
				avg	long	blkd	tb	fc	50+	i20	md-att	long	blkd	no.	yds	avg	tb	ob
08/31/2023	at Minnesota	3	143	47.7	60	0	0	0	1	3	1-1	27	0	3	187	62.3	0	0
09/09/2023	at Colorado	4	140	35.0	46	0	0	0	0	0	0-1	0	0	2	130	65.0	2	0
09/16/2023	NIU	6	257	42.8	48	0	0	3	0	1	0-0	0	0	6	371	61.8	3	1
09/23/2023	Louisiana Tech	6	272	45.3	58	0	0	0	1	5	0-1	0	0	5	297	59.4	2	1
09/30/2023	Michigan	3	137	45.7	50	0	0	1	1	0	0-1	0	0	1	65	65.0	1	0
10/06/2023	at Illinois	4	135	33.8	40	0	0	4	0	1	2-3	32	0	4	230	57.5	2	0
10/21/2023	Northwestern	7	287	41.0	55	0	0	3	1	4	1-1	47	0	4	245	61.3	1	0
Nebraska		33	1371	41.5	60	0	0	11	4	14	4-8	47	0	25	1525	61.0	11	2
Opponents		37	1524	41.2	65	1	3	14	11	13	10-13	47	0	30	1926	64.2	18	0

OPPONENT GAME BY GAME

Date	Opponent	Rushing				Receiving				Passing				Kick Returns				Punt Returns				tot off		
		no.	yds	td	lg	no.	yds	td	lg	cmp	att	int	yds	td	lg	no.	yds	td	lg	no.	yds		td	lg
08/31/2023	at Minnesota	25	55	0	11	24	196	1	20	24	44	1	196	1	20	3	49	0	19	1	10	0	10	251
09/09/2023	at Colorado	33	58	2	34	32	396	2	41	32	44	0	396	2	41	0	0	0	0	2	11	0	12	454
09/16/2023	NIU	22	26	0	7	17	123	1	18	17	36	1	123	1	18	1	13	0	13	1	-2	0	0	149
09/23/2023	Louisiana Tech	21	46	1	14	27	292	1	35	27	42	1	292	1	35	2	33	0	17	5	32	0	9	338
09/30/2023	Michigan	51	249	3	21	16	187	3	29	16	23	0	187	3	29	0	0	0	0	2	41	0	30	436
10/06/2023	at Illinois	19	21	0	10	29	289	1	46	29	47	1	289	1	46	0	0	0	0	0	0	0	0	310
10/21/2023	Northwestern	39	81	0	39	12	176	0	66	12	23	1	176	0	66	2	40	0	24	1	-1	0	0	257
Opponents		210	536	6	39	157	1659	9	66	157	259	5	1659	9	66	8	135	0	24	12	91	0	30	2195
Nebraska		279	1366	11	74	78	936	6	56	78	149	8	936	6	56	12	283	0	63	6	20	0	8	2302

Opponents Averages

Games	Avg/ rush	Avg/ catch	Pass effc	KR avg	PR avg	All purpose avg/game	Total offense avg/game
7	2.6	10.6	122.0	16.9	7.6	349.4	313.6

Date	Opponent	Tackles			Sacks no-yds	Fumble		Pass Defense			blkd kick	PAT attempts			off			
		ua	a	total		tfl-yds	ff	fr-yds	int-yds	qbh		brup	kick	rush	rcv	saf	t/o	pts
08/31/2023	at Minnesota	39	20	59	5.0-28	3-26	1	1-0	3-14	5	3	0	1-1	0	0	0	10	13
09/09/2023	at Colorado	39	12	51	6.0-31	2-14	0	3-5	1-4	3	3	0	3-3	0	0	0	16	36
09/16/2023	NIU	34	44	78	4.0-20	1-7	1	1-0	0-0	1	4	0	0-0	0	1	0	0	11
09/23/2023	Louisiana Tech	37	24	61	9.0-32	3-24	2	0-0	0-0	2	3	0	2-2	0	0	0	0	14
09/30/2023	Michigan	25	18	43	4.0-24	4-24	2	0-0	1-3	4	6	0	6-6	0	0	0	7	45
10/06/2023	at Illinois	33	46	79	3.0-6	1-4	1	2-0	1-0	4	3	0	1-1	0	0	0	0	7
10/21/2023	Northwestern	28	32	60	2.0-4	0-0	1	0-0	2-10	0	3	0	0-0	0	0	0	3	9
Opponents		235	196	431	33.0-145	14-99	8	7-5	8-25	19	25	0	13-13	0	1	0	36	135
Nebraska		234	224	458	45.0-212	24-160	4	2-10	5-54	21	28	1	17-17	0	0	0	13	131

Date	Opponent	Punting							Field Goals			Kickoffs						
		no.	yds	avg	long	blkd	tb	fc	50+	i20	md-att	long	blkd	no.	yds	avg	tb	ob
08/31/2023	at Minnesota	4	180	45.0	52	0	0	1	1	1	2-3	47	0	3	190	63.3	1	0
09/09/2023	at Colorado	4	153	38.3	43	0	1	2	0	2	3-3	32	0	7	466	66.6	6	0
09/16/2023	NIU	9	368	40.9	54	0	1	3	4	3	1-1	30	0	3	175	58.3	1	0
09/23/2023	Louisiana Tech	7	296	42.3	51	0	0	3	2	3	0-0	0	0	3	192	64.0	1	0
09/30/2023	Michigan	1	65	65.0	65	0	1	0	1	0	1-1	30	0	8	517	64.6	6	0
10/06/2023	at Illinois	5	164	32.8	48	1	0	3	0	0	0-1	0	0	2	130	65.0	1	0
10/21/2023	Northwestern	7	298	42.6	52	0	0	2	3	4	3-4	45	0	4	256	64.0	2	0
Opponents		37	1524	41.2	65	1	3	14	11	13	10-13	47	0	30	1926	64.2	18	0
Nebraska		33	1371	41.5	60	0	0	11	4	14	4-8	47	0	25	1525	61.0	11	2



TEAM COMPARISON

Opponent	Score	First Downs				Rushing Number-Yards	Passing		Total Offense Plays-Yards	Return Yards	Turn- Overs
		Total	Rush	Pass	Pen		Comp-Att.-Int	Yards			
Minnesota	10-13	18 / 20	11 / 5	6 / 13	1 / 2	37-181 / 25-55	11-19-3 / 24-44-1	114 / 196	56-295 / 69-251	86 / 73	4 / 1
Colorado	14-36	15 / 23	10 / 4	5 / 16	0 / 3	41-222 / 33-58	11-22-1 / 32-44-0	119 / 396	63-341 / 77-454	23 / 20	4 / 1
NIU	35-11	23 / 12	14 / 3	9 / 7	0 / 2	44-224 / 22-26	14-24-0 / 17-36-1	158 / 123	68-382 / 58-149	31 / 11	1 / 1
Louisiana Tech	28-14	20 / 17	12 / 6	5 / 10	3 / 1	48-312 / 21-46	8-18-0 / 27-42-1	107 / 292	66-419 / 63-338	58 / 65	0 / 1
Michigan	7-45	10 / 26	3 / 15	7 / 10	0 / 1	21-106 / 51-249	14-25-1 / 16-23-0	199 / 187	46-305 / 74-436	42 / 38	1 / 0
Illinois	20-7	18 / 16	9 / 1	8 / 14	1 / 1	49-158 / 19-21	12-24-1 / 29-47-1	154 / 289	73-312 / 66-310	71 / 0	3 / 2
Northwestern	17-9	14 / 12	11 / 6	2 / 5	1 / 1	39-163 / 39-81	8-17-2 / 12-23-1	85 / 176	56-248 / 62-257	56 / 49	2 / 1
Totals	131-135	118 / 126	70 / 40	42 / 75	6 / 11	279-1366 / 210-536	78-149-8 / 157-259-5	936 / 1659	428-2302 / 469-2195	367 / 256	15 / 7

Opponents	3rd Down Conversion	4th Down Conversion	Time of Possession	TOP Margin	Avg Yds/Rush	Avg Yds/Pass	Avg Yds/Play	Punting Number-Avg	Penalties		
									Number-Yards	Number-Yards	Sacks
Minnesota	5-11 / 8-17	0-0 / 2-2	29:18 / 30:42	-01:24	4.9 / 2.2	6.0 / 4.5	5.3 / 3.6	3-47.7 / 4-45.0	7-55.0 / 3-25.0	3 / 3	
Colorado	4-13 / 9-18	0-2 / 0-1	29:41 / 30:19	-00:38	5.4 / 1.8	5.4 / 9.0	5.4 / 5.9	4-35.0 / 4-38.3	6-40.0 / 9-80.0	8 / 2	
NIU	8-14 / 4-15	0-0 / 1-1	36:17 / 23:43	12:34	5.1 / 1.2	6.6 / 3.4	5.6 / 2.6	6-42.8 / 9-40.9	5-70.0 / 2-10.0	3 / 1	
Louisiana Tech	3-11 / 3-12	2-2 / 0-1	31:58 / 28:02	03:56	6.5 / 2.2	5.9 / 7.0	6.3 / 5.4	6-45.3 / 7-42.3	6-55.0 / 14-110.0	0 / 3	
Michigan	3-10 / 8-13	1-3 / 2-3	21:59 / 38:01	-16:02	5.0 / 4.9	8.0 / 8.1	6.6 / 5.9	3-45.7 / 1-65.0	4-30.0 / 0-0.0	0 / 4	
Illinois	5-15 / 4-15	1-1 / 1-4	37:07 / 22:53	14:14	3.2 / 1.1	6.4 / 6.1	4.3 / 4.7	4-33.8 / 5-32.8	10-70.0 / 3-30.0	2 / 1	
Northwestern	4-12 / 3-15	0-0 / 0-1	29:08 / 30:52	-01:44	4.2 / 2.1	5.0 / 7.7	4.4 / 4.1	7-41.0 / 7-42.6	3-30.0 / 8-75.0	8 / 0	
Totals	32-86 / 39-105	4-8 / 6-13	215:28 / 204:32	10:56	4.9 / 2.6	6.3 / 6.4	5.4 / 4.7	33-41.5 / 37-41.2	41-350.0 / 39-330.0	24 / 14	

Note: Game totals are displayed in the format TEAM/OPPONENT for each category

NEBRASKA RED ZONE CHART

Nebraska Inside Opponent Red-Zone

Date	Opponent	Score	Times In RZ	Times Scored	Total Pts	TDs	Rush TDs	Pass TDs	FGs Made	Failed to score inside RZ					
										FGA	Down	Int	Fumb	Half Game	
08/31/2023	at Minnesota	L 10-13	2	1	3	0	0	0	1	1	0	1	0	0	0
09/09/2023	at Colorado	L 14-36	1	1	7	1	0	1	0	0	0	0	0	0	0
09/16/2023	NIU	W 35-11	5	5	35	5	3	2	0	0	0	0	0	0	0
09/23/2023	Louisiana Tech	W 28-14	2	2	14	2	2	0	0	0	0	0	0	0	0
09/30/2023	Michigan	L 7-45	2	0	0	0	0	0	0	1	1	0	0	0	0
10/06/2023	at Illinois	W 20-7	6	3	13	1	1	0	2	3	0	0	2	0	0
10/21/2023	Northwestern	W 17-9	2	1	7	1	1	0	0	0	0	0	0	0	1
Totals 13 of 20 (65.0%)			20	13	79	10	7	3	3	5	1	1	2	0	1

Opponents Inside Nebraska Red-Zone

Date	Opponent	Score	Times In RZ	Times Scored	Total Pts	TDs	Rush TDs	Pass TDs	FGs Made	Failed to score inside RZ					
										FGA	Down	Int	Fumb	Half Game	
08/31/2023	Minnesota	L 10-13	2	2	10	1	0	1	1	1	0	0	0	0	0
09/09/2023	Colorado	L 14-36	6	6	29	3	2	1	3	3	0	0	0	0	0
09/16/2023	NIU	W 35-11	2	2	11	1	0	1	1	1	0	0	0	0	0
09/23/2023	Louisiana Tech	W 28-14	2	2	14	2	1	1	0	0	0	0	0	0	0
09/30/2023	Michigan	L 7-45	5	5	31	4	2	2	1	1	0	0	0	0	0
10/06/2023	Illinois	W 20-7	2	0	0	0	0	0	0	0	2	0	0	0	0
10/21/2023	Northwestern	W 17-9	3	3	9	0	0	0	3	3	0	0	0	0	0
Totals 20 of 22 (90.9%)			22	20	104	11	5	6	9	9	2	0	0	0	0

NEBRASKA & OPPONENT LONG PLAYS & DRIVE INFORMATION

LONG SEASON PLAYS (20 OR MORE YARDS)

	[-----NEBRASKA-----]				[-----OPPONENT-----]			
	RUSH	PASS	RET	TOT	RUSH	PASS	RET	TOT
Minnesota	2	1	1	4	0	2	0	2
Colorado	3	1	1	5	1	5	0	6
Northern Illinois	1	3	0	4	0	0	0	0
Louisiana Tech	4	2	2	8	0	4	0	4
Michigan	1	2	1	4	2	2	1	5
Illinois	1	3	2	6	0	4	0	4
Northwestern	2	1	1	4	1	2	1	4
TOTALS	14	13	8	35	4	19	2	25

LONG DRIVE SUPERLATIVES

	NEBRASKA	OPPONENT
Most Yards (Result)	86 at Illinois (FG)	87 vs. La Tech (TD)
Most Plays (Result)	14 No. Ill. (TD); at Ill (TD)	14 at Illinois (Downs)
Most Time (Result)	7:37 at Minnesota (FG)	7:41 at Minnesota (FG)

NEBRASKA LONG PLAYS (35; 14 RUNS; 13 PASSES; 8 RETURNS)

YDS	OPPONENT	PLAY	RESULT
72	Louisiana Tech	Rush (Haarberg)	Touchdown
74	Michigan	Rush (Fleeks)	Touchdown
63	Minnesota	KOR (Johnson)	1st-10
57	Colorado	Rush (Sims)	Touchdown
56	Michigan	Pass (Haarberg-Washington)	1st-10
44	Colorado	Rush (Johnson)	1st-10
44	Northwestern	Pass (Haarberg-Coleman)	Touchdown
43	Louisiana Tech	Rush (Haarberg)	1st-10
39	Illinois	Pass (Haarberg-Washington)	1st-10
39	Illinois	IR (Newsome)	1st-10
36	Northwestern	KOR (Hill)	1st-10
34	Minnesota	Pass (Sims-A. Bullock)	Touchdown
34	Louisiana Tech	Rush (Grant)	1st-10
34	Michigan	Pass (Haarberg-Kemp)	1st-10
33	Northern Illinois	Pass (Haarberg-A. Bullock)	1st-10
32	Louisiana Tech	Rush (Haarberg)	1st-10
29	Louisiana Tech	Pass (Haarberg-Fidone)	Touchdown
27	Minnesota	Rush (Ervin)	1st-10
26	Colorado	Rush (Ervin)	1st Down
26	Northern Illinois	Pass (Haarberg-Washington)	1st-10
26	Minnesota	Rush (Simms)	1st-10
25	Louisiana Tech	KOR (Hill)	1st-10
25	Illinois	Rush (Haarberg)	Touchdown
24	Northwestern	Rush (Johnson)	1st-10
23	Colorado	KOR (Johnson)	1st-10
23	Michigan	KOR (Hill)	1st-10
22	Louisiana Tech	Pass (Haarberg-Kemp)	1st-10
22	Louisiana Tech	KOR (A. Bullock)	1st-10
22	Illinois	KOR (Hill)	1st-10
21	Illinois	Pass (Haarberg-Fidone)	1st-10
21	Illinois	Pass (Haarberg-Hahn)	1st-10
21	Colorado	Pass (Sims-Kemp)	1st Down
20	Northern Illinois	Pass (Haarberg-Fidone)	1st-10
20	Northern Illinois	Rush (Haarberg)	Touchdown
20	Northwestern	Rush (Haarberg)	1st-Goal

OPPONENT LONG PLAYS (25; 4 RUNS; 19 PASSES; 2 RETURNS)

YDS	OPPONENT	PLAY	RESULT
66	Northwestern	Pass (Sullivan-Kirtz)	1st-Goal
46	Illinois	Pass (Altmyer-Bryant)	Touchdown
41	Colorado	Pass (Sanders-Weaver)	1st-10
40	Colorado	Pass (Sanders-Hunter)	1st-10
39	Colorado	Pass (Sanders-Weaver)	1st-10
39	Northwestern	Rush (Tyus)	1st-10
35	Louisiana Tech	Pass (Turner-Harris)	1st-10
34	Colorado	Rush (Edwards)	1st-10
32	Northwestern	Pass (Sullivan-Henning)	1st-10
30	Colorado	Pass (Sanders-Dawson)	Touchdown
30	Michigan	PR (Morris)	1st-10
29	Michigan	Pass (McCarthy-Wilson)	Touchdown
28	Louisiana Tech	Pass (Turner-Allen)	1st-10
24	Louisiana Tech	Pass (Turner-Allen)	1st-10
24	Northwestern	KOR (Henning)	1st-10
22	Colorado	Pass (Sanders-Hunter)	1st-10
21	Michigan	Rush (McCarthy)	Touchdown
21	Illinois	Pass (Altmyer-Williams)	1st-10
20	Michigan	Rush (Mullings)	Touchdown
20	Michigan	Pass (McCarthy-Johnson)	1st-10
20	Minnesota	Pass (Kaliakmanis-Crooms)	1st-10
20	Minnesota	Pass (Kaliakmanis-Crooms)	1st-10
20	Louisiana Tech	Pass (Turner-Allen)	Touchdown
20	Illinois	Pass (Altmyer-Williams)	1st-10
20	Illinois	Pass (Altmyer-Washington)	1st-10

GAME-OPENING DRIVES

OPPONENT	[-----NEBRASKA-----]			[-----OPPONENT-----]		
	PTS.	1ST DWN	YDS	PTS.	1ST DWN	YDS
Minnesota	0	2	32	0	2	28
at Colorado	0	2	38	0	3	30
Northern Illinois	7	3	55	0	0	5
Louisiana Tech	0	1	17	0	1	14
Michigan	0	0	1	7	4	75
at Illinois	3	3	86	0	4	74
Northwestern	0	0	0	0	0	-7

SECOND-HALF OPENING DRIVES

OPPONENT	[-----NEBRASKA-----]			[-----OPPONENT-----]		
	PTS.	1ST DWN	YDS	PTS.	1ST DWN	YDS
Minnesota	7	1	35	0	0	4
at Colorado	7	2	66	0	1	41
Northern Illinois	0	0	-4	0	0	2
Louisiana Tech	7	3	85	0	3	47
Michigan	0	1	53	7	5	78
at Illinois	0	2	32	0	0	18
Northwestern	0	1	10	0	0	6



NEBRASKA & OPPONENT SCORING DRIVES, MISCELLANEOUS STATS

SCORING DRIVES

GAME	SCORING DRIVES		[----TIME----]		[--PLAYS--]		5 OR LESS	1 OR 0
	TOT	AVG.	TOT	AVG.	TOT	AVG.		
at Minnesota	2	8:34	4:17	15	7.50		1	0
at Colorado	2	4:02	2:01	10	5.00		1	0
Northern Illinois	5	18:04	3:36	38	7.60		2	0
Louisiana Tech	4	11:46	2:56	24	6.00		2	0
Michigan	1	0:11	0:11	1	1.00		1	1
Illinois	4	15:17	3:49	30	7.50		2	1
Northwestern	3	9:25	3:08	0	0.00		0	0
TOTALS	21	67:19	3:12	108	5.1		8	2
OPPONENTS	25	87:19	3:29	195	7.80		6	1

NEBRASKA POINTS OFF TURNOVERS

GAME	TOs GAINED	TD	FG-FGA	PTS.	(NU FUM./LOST, INT)
at Minnesota	1 (0/0 F/L, 1 INT)	0	1-1	3	4 (2/1 F/L, 3 INT)
Colorado	1 (1/1 F/L, 0 INT)	1	0-0	7	4 (4/3 F/L, 1 INT)
Northern Illinois	1 (1/0 F/L, 1 INT)	1	0-0	7	1 (1/1 F/L, 0 INT)
Louisiana Tech	1 (3/0 F/L, 1 INT)	0	0-0	0	0 (3/0 F/L, 0 INT)
Michigan	0 (1/0 F/L, 0 INT)	0	0-0	0	1 (3/0 F/L, 1 INT)
Illinois	2 (2/1, F/L, 1 INT)	0	1-1	3	3 (3/2 F/L, 1 INT)
Northwestern	1 (2/0 F/L, 1 INT)	0	0-0	0	2 (3/0 F/L, 2 INT)
TOTAL	7 (10/2 F/L, 5 INT)	2	2-2	20	15 (19/7 F/L, 8 INT)
OPPONENTS	15 (19/7 F/L, 8 INT)	4	4-5	40	7 (10/2 F/L, 5 INT)

PENALTY NUMBERS

GAME	NU PEN.-YDS.	OPP. PEN.-YDS.
at Minnesota	7-55	3-25
at Colorado	6-40	9-80
No. Illinois	5-70	2-10
Louisiana Tech	6-55	12-100
Michigan	4-30	0-0
Illinois	10-70	3-30
Northwestern	3-30	8-75
TOTALS (AVG/PENALTY)	41-350 (8.5)	37-320 (8.6)
AVG/GAME	5.9-50.0	5.3-45.7

STARTING FIELD POSITION*

GAME	NU AVG. START	OPP. AVG. START	NU DIFF.
	(yards/drives/in 20/past 50)	(yards/drives/in 20/past 50)	
at Minnesota	29.8 (268/9/3/1)	25.1 (251/10/5/0)	4.7
at Colorado	24.5 (319/13/2/0)	43 (559/13/0/3)	-18.5
Northern Illinois	29.5 (383/13/4/2)	29.8 (387/13/2/1)	-0.3
Louisiana Tech	26.8 (321/12/4/1/0)	20.6 (227/11/6/0)	6.2
Michigan	24.4 (244/10/1/0)	37.6 (338/9/1/2)	-13.2
Illinois	42.1 (590/14/2/5)	22.5 (270/12/4/0)	19.6
Northwestern	28.6 (372/13/4/2)	31.4 (408/13/4/3)	-2.8
TOTAL	29.7 (2497/84/20/11)	30.1 (2440/81/22/9)	-0.4

*does not include drives with time of 0:00 (i.e. defensive and special teams touchdowns, end of half turnovers, overtime, etc.)

NEBRASKA SCORING DRIVES

OPPONENT	[---DRIVE---					
	PLAYS	YDS	TIME	SCORE	QTR./TIME	PLAY
Minnesota	2	35	0:57	7-3	3rd/14:03	Bullock 34-yd pass from Sims
Minnesota	13	80	7:37	10-3	4th/12:42	Alvano 27-yd FG
Colorado	4	66	2:10	7-13	3rd/9:50	Sims 57-yd rush
Colorado	6	57	1:51	14-36	4th/0:00	Fidone 4-yd pass from Haarberg
Northern Illinois	6	55	3:17	7-0	1st/9:39	Kemp 10-yd pass from Haarberg
Northern Illinois	4	36	2:13	14-3	2nd/3:15	Fidone 16-yd pass from Haarberg
Northern Illinois	14	76	7:10	21-3	3rd/1:00	Ervin 3-yd rush
Northern Illinois	9	65	5:33	28-3	8th/8:19	Haarberg 20-yd rush
Northern Illinois	5	35	3:07	35-3	4th/3:23	Grant 11-yd rush
Louisiana Tech	9	79	4:23	7-0	2nd/11:31	Kemp 9-yd rush
Louisiana Tech	9	85	4:56	14-7	3rd/9:57	Grant 2-yd rush
Louisiana Tech	3	46	0:52	21-7	4th/14:52	Fidone 29-yd pass from Haarberg
Louisiana Tech	3	82	1:35	28-7	4th/11:13	Haarberg 72-yd rush
Michigan	1	74	0:11	7-45	4th/4:17	Fleeks 74-yd rush
Illinois	11	86	6:47	3-0	1st/1:59	Alvano 31-yd FG
Illinois	14	79	6:38	10-0	2nd/6:47	Grant 1-yd rush
Illinois	1	25	0:06	17-0	2nd/6:37	Haarberg 25-yd rush
Illinois	4	8	1:44	20-7	3rd/8:16	Alvano 32-yd FG
Northwestern	9	35	4:00	3-3	1st/3:11	Alvano 45 yd FG
Northwestern	10	77	5:18	10-6	2nd/0:23	Haarberg 3-yd rush
Northwestern	1	44	0:07	17-6	4th/14:03	Coleman 44-yd pass from Haarberg

OPPONENT SCORING DRIVES

OPPONENT	[---DRIVE---					
	PLAYS	YDS	TIME	SCORE	QTR./TIME	PLAY
Minnesota	13	67	7:41	3-0	2nd/12:31	Kesich 34-yd FG
Minnesota	10	53	2:21	10-10	4th/2:32	Jackson 13-yd pass from Kaliakmanis
Minnesota	6	22	0:58	13-10	4th/0:00	Kesich 47-yd FG
Colorado	4	6	1:12	3-0	2nd/4:20	Feely 31-yd FG
Colorado	1	30	0:08	10-0	2nd/2:35	Dawson 30-yd pass from Sanders
Colorado	6	50	0:49	13-0	2nd/0:00	Feely 32-yd FG
Colorado	10	75	3:01	20-7	3rd/6:49	Weaver 12-yd pass from Sanders
Colorado	8	55	3:45	23-7	3rd/1:20	Feely 30-yd FG
Colorado	9	65	4:09	29-7	4th/10:45	Dawson 8-yd rush
Colorado	6	55	3:03	36-7	4th/4:54	Sanders 6-yd rush
Northern Illinois	4	-8	2:13	3-7	1st/3:08	Seibert 30-yd FG
Northern Illinois	11	75	0:04	11-35	4th/0:04	Carter 4-yd pass from Hampton
Louisiana Tech	10	87	5:11	7-7	2nd/6:07	Fields 14-yd rush
Louisiana Tech	6	51	3:22	14-28	4th/5:17	Allen 20-yd pass from Turner
Michigan	11	75	5:40	7-0	1st/9:20	Wilson 29-yd pass from McCarthy
Michigan	3	29	1:24	14-0	1st/7:15	Mullins 29-yd rush
Michigan	9	88	5:02	21-0	2nd/11:22	McCarthy 21-yd rush
Michigan	8	55	3:36	28-0	2nd/0:23	Wilson 16-yd pass from McCarthy
Michigan	11	78	5:50	35-0	3rd/5:58	Corum 1-yd rush
Michigan	13	63	6:21	38-0	4th/14:17	Turner 30-yd FG
Michigan	10	50	5:48	45-0	4th/4:37	O'Leary 8-yd pass from Denegal
Illinois	5	76	1:45	7-17	2nd/1:31	Bryant 46-yd pass from Altmeyer
Northwestern	5	-14	2:21	3-0	1st/7:17	Olsen 45-yd FG
Northwestern	10	73	5:32	6-3	2nd/5:48	Olsen 37-yd FG
Northwestern	6	68	2:48	9-17	4th/11:09	Olsen 25-yd FG



INDIVIDUAL CAREER/SEASON SUPERLATIVES

SEASON AND CAREER, MOST PASSING YARDS

PLAYER	2023	CAREER
Heinrich Haarberg	199 vs. Michigan	same
Chubba Purdy	44 vs. Colorado	181^ vs. NC State, '20
Jeff Sims	114 at Minnesota	359 vs. Pittsburgh, '21

*-Indicates touchdown pass; #-Georgia Tech; ^ - at Florida State

SEASON AND CAREER, LONGEST PASS

2023	CAREER
34 * at Minnesota (Sims)	same
69^ vs. NC State, '20	
34* at Minnesota (A. Bullock)	77 # Georgia Tech, '21

SEASON AND CAREER, MOST RECEIVING YARDS

PLAYER	2023	CAREER
Alex Bullock	56 at Minnesota	same
Nate Boerkircher	33 at Colorado	same
Janiran Bonner	5 vs. Illinois	same
Malachi Coleman	44 vs. Northwestern	same
Jaidyn Doss	4 vs. Northwestern	same
Isaiah Garcia-Castaneda	7 at Minnesota	120 at Northwestern, '22
Gabe Ervin Jr.	20 vs. Northern Illinois	same
Thomas Fidone III	42 vs. Northern Illinois; at Illinois	same
Josh Fleeks	4 vs. Northern Illinois	126# at Oklahoma State, '19
Anthony Grant	9 vs. Northern Illinois	34 at Rutgers '22
Heinrich Haarberg	10 at Minnesota	same
Billy Kemp IV	62 vs. Louisiana Tech	106 ! at North Carolina, '21
Rahmir Johnson	6 at Minnesota	105 Michigan, '21
Emmett Johnson	20 vs. Michigan	same
Jaylen Lloyd	19 vs. Michigan	same
Marcus Washington	56 vs. Michigan	123 vs. Ga. Southern, '22

*-Indicates touchdown scored; &-at New Mexico State; @-Texas; !-at Virginia; #-at Baylor

SEASON AND CAREER, LONGEST CATCH

2023	CAREER
34 * at Minnesota (Sims)	same
17 at Colorado (Sims)	19 vs. North Dakota, '22 (Thompson)
5 at Illinois (Haarberg)	same
44* vs. Northwestern (Haarberg)	same
4 vs. Northwestern (Haarberg)	same
6 at Minnesota (Sims)	75-& at New Mexico, 21
12 vs. Northern Illinois (Haarberg)	same
29 * vs. La Tech (Haarberg)	same
4 vs. Northern Illinois (Haarberg)	64 # at Oklahoma State, '19
9 vs. Northern Illinois (Haarberg)	16 vs. Illinois, '22 (Thompson)
6 at Minnesota (Sims)	same
34 vs. Michigan (Haarberg)	same
6 at Minnesota (Sims)	43 Michigan, '21 (Martinez)
13 vs. Michigan (Haarberg)	same
19 vs. Michigan (Haarberg)	same
56 vs. Michigan (Haarberg)	58-@ vs. Oklahoma State 2021

SEASON AND CAREER, MOST RUSHING YARDS

PLAYER	2023	CAREER
Timmy Bleekrode	10 vs. Louisiana Tech	same
Gabe Ervin Jr.	74 at Colorado	same
Anthony Grant	135 vs. Louisiana Tech	189 vs. North Dakota '22
Josh Fleeks	74 vs. Michigan	74 vs. Michigan
Isaiah Garcia-Castaneda		6 vs. Kentucky, '21
Heinrich Haarberg	157 vs. Louisiana Tech	same
Tommi Hill	-5 vs. Northern Illinois	same
Billy Kemp IV	9* vs. Louisiana Tech	23 @ vs. Wake Forest, '20
Emmett Johnson	73 vs. Northwestern	same
Rahmir Johnson	66 at Colorado	83 at Minnesota, '2
Luke Lindenmeyer	-2 at Colorado	same
Jalen Lloyd	9 at Minnesota	same
Trevin Lubin	18 vs. Northern Illinois	same
Chubba Purdy		54^ vs. NC State, '20
Jeff Sims	91 at Minnesota	128 # North Carolina, '21

*-Indicates touchdown scored; ^-Florida State; #-Georgia Tech; &-New Mexico State @-Virginia

SEASON AND CAREER, LONGEST RUN

2023	CAREER
10 vs. Louisiana Tech	same
27 at Minnesota	same
34 vs. Louisiana Tech	46** at NW; vs. No. Dakota, '22
74 * vs. Michigan	same
	6 & vs. Kentucky, '21
72 * vs. Louisiana Tech	same
-5 vs. Northern Illinois	same
9 * vs. Louisiana Tech	9 3x, last vs. Louisiana Tech
24 vs. Northwestern	same
44 at Colorado	same
-1 at Colorado	same
9 at Minnesota	same
18 vs. Northern Illinois	same
	21^ vs. NC State, '20
*57 at Colorado	same

SEASON AND CAREER, MOST TACKLES, TFLS AND SACKS

PLAYER	TACKLES (2023)	CAREER	TFL (2023)	CAREER	SACKS (2023)	CAREER
Dwight Bootle	2 vs. No. Illinois	same		none		none
Chief Borders	3 vs. Michigan	same		none		none
Derek Branch	1 vs. No. Illinois	same		none		none
Kody Bretz	2 vs. Michigan	same		none		none
Omar Brown	8 vs. Louisiana Tech	11 \$, at Iowa State, '19	1.0 at Colorado	1.0-\$ 10x, last at CU, '23		none
Ru'Quan Buckley	1 vs. La. Tech, Mich.	1 vs. Ford., '21; vs. La. Tech		none		none
Marques Buford Jr.		8 at NW; vs. Minn., '22		1.0 vs UND, Illinois '22		none
John Bullock	8 vs. Louisiana Tech	same	1.0 at Illinois	none	1.0 at Illinois	none
Jimari Butler	6 vs. Northwestern	same	1.5 vs. Northwestern	same	1.0 4x last vs. NW	same
Isaac Gifford	8 at Colorado; at Illinois	11 vs. Ga. Southern, '22	1.0 at Minnesota	2.0 vs. Indiana, '22	0.5 vs. Northwestern	1.0 vs. Illinois, 2022
Blaise Gunnerson	4 at Minnesota; La Tech	same	1.0 at Minnesota	same	1.0 at Minnesota	same
Mikai Gbayor	6 at Colorado	same	1.0 at Colo.; at Illinois	same		none
Malcolm Hartzog	6 at Colorado	same	1.0 at Minnesota	1.0 vs. Wis, '22; at Minn., '23		none
Austin Hausmann	1 vs. Northwestern	same		none		none
Nick Henrich	9 vs. Michigan	15 vs. Michigan, '21	2.0 at Colorado	same	2.0 at Colorado	same
Tommi Hill	2 vs. Michigan; at Illinois	8 vs. Ga. Southern, '22		none		none
Nash Hutmacher	7 vs. Northwestern	same	2.5 vs. No. Illinois; NW	same	2.5 vs. Northwestern	same
Elijah Jeudy	2 vs. La Tech; NW	same	1.0 vs. Northwestern			
Sua Lefotu	2 vs. Michigan	none		none		none
Cameron Lenhardt	3 at Minn.; at Colo.; NW	same	2.0 at Colorado	same	2.0 at Colorado	same
Tamon Lynum	3 vs. Michigan	same	1.0 at Colorado	same	1.0 at Colorado	same
Ethan Nation	3 vs. Northwestern			none		none
Quinton Newsome	6 at Minnesota	10 vs. Ohio State, '21	1.0 vs. Louisiana Tech	2.5 vs. Illinois, '22		1 vs. Fordham, '21' Ill. '22
Luke Reimer	6 vs. Northwestern	19 vs. Purdue, '21	1.5 at Colorado	1.5 4x, last at Colorado, '23	1.5 at Colorado	same
Ty Robinson	3 3x, last at Illinois	6 vs. Illinois, '22	0.5 vs. NIU, Mich.	1.0 6x, last vs. Minnesota, '22	0.5 vs. No. Illinois	1 3x, last vs. Minnesota, '22
A.J. Rollins	4 vs. No. Illinois; Mich.	same		none		none
DeShon Singleton	7 at Minnesota; La Tech	same	1.5 vs. Louisiana Tech	same		none
Phalen Sanford	6 at Illinois	same		none		none
MJ Sherman	3 at Minnesota; at Illinois	same	1.0 vs. No. Illinois	same	1.0 vs. No. Illinois	same
Garrett Snodgrass	1 at Minnesota; NW	4 vs. Illinois, '20		none		none
Grant Tagge		1 at Illinois; at Wis., '21		none		none
Riley Van Poppel	1 at Colorado; Mich.	same	1.0 vs. Northwestern	same	1.0 vs. Northwestern	same
Princewell Umanmeilen	7 vs. Northwestern	same		none		none
Kai Wallen	1 at Colorado	same		none		none
James Williams	1 vs. Northwestern	same	1.0 vs. Northwestern	same	1.0 vs. Northwestern	none
Javin Wright	7 vs. Michigan	same		none		none

\$-at Northern Iowa; %-Arizona State; #-Georgia;



NEBRASKA STATISTICAL HIGHS AND LOWS

NEBRASKA TOTALS	HIGHS	LOWS
Points Scored	35 vs. Northern Illinois	7 vs. Michigan
First Downs	23 vs. Northern Illinois	10 vs. Michigan
Rushing Attempts	49 at Illinois	21 vs. Michigan
Rushing Yards	312 vs. Louisiana Tech	106 vs. Michigan
Passes Attempted	25 vs. Michigan	17 vs. Northwestern
Passes Completed	14 vs. Northern Illinois; vs. Michigan	8 vs. Louisiana Tech; Northwestern
Had Intercepted	3 at Minnesota	0 vs. Northern Illinois; vs. Louisiana Tech
Passing Yards	199 vs. Michigan	85 Northwestern
Total Plays	73 at Illinois	46 vs. Michigan
Total Yards	419 vs. Louisiana Tech	248 Northwestern
Possession Time	37:07 at Illinois	21:59 vs. Michigan
Fumbles	4 at Colorado	1 vs. Northern Illinois
Fumbles Lost	3 at Colorado; at Illinois	0 vs. Louisiana Tech; vs. Michigan; Northwestern
Turnovers	4 at Minnesota, at Colorado	0 vs. Louisiana Tech
Turnover Margin	+1 vs. Louisiana Tech	-3 at Minnesota, at Colorado
Penalties	10 at Illinois	3 Northwestern
Yards Penalized	70 vs. Northern Illinois at Illinois	30 vs. Michigan; Northwestern
Sacks By-Yards Lost	8.0-65 at Colorado; 8-51 Northwestern	0-0 vs. Louisiana Tech; vs. Michigan
Team Tackles for Loss-Yards	13-62 vs. Northwestern	1.0-3 vs. Michigan

NEBRASKA INDIVIDUAL OFFENSIVE HIGHS

Most Rushing Attempts	22; Anthony Grant vs. Louisiana Tech
Most Net Rushing Yards	157; Heinrich Haarberg vs. Louisiana Tech
Most Rushing TDs	1; Nine times
Longest TD Run	74; Josh Fleeks vs. Michigan
Longest Run, No TD	44; Rahmir Johnson at Colorado
Most Pass Attempts	25; Heinrich Haarberg vs. Michigan
Most Completed Passes	14; Heinrich Haarberg vs. Northern Illinois; vs. Michigan
Most Passing Yards	199; Heinrich Haarberg vs. Michigan
Most Passing TDs	2; Heinrich Haarberg vs. Northern Illinois
Longest TD Pass	44; Heinrich Haarberg to Malachi Coleman vs. Northwestern
Longest Pass, No TD	56; Heinrich Haarberg to Marcus Washington vs. Michigan
Most Pass Receptions	5; Billy Kemp at Colorado; vs. Louisiana Tech
Most Receiving Yards	62; Billy Kemp vs. Louisiana Tech
Most TD Receptions	1; Several players
Most Total Offense Attempts	45; Heinrich Haarberg vs. Northern Illinois (21 rush, 24 pass)
Most Total Offense Yards	264; Heinrich Haarberg vs. Louisiana Tech (157 rush, 107 passing)
Most All-Purpose Attempts	23; Anthony Grant vs. Louisiana Tech
Most All-Purpose Yards	157; Heinrich Haarberg vs. Louisiana Tech
Most Touchdowns Scored	1; 17 times

NEBRASKA INDIVIDUAL SPECIAL TEAMS HIGHS

Most Field Goals Attempted	3; Tristan Alvano at Illinois
Most Field Goals Made	2; Tristan Alvano at Illinois
Longest Field Goal Made	47; Tristan Alvano vs. Northwestern
Longest Field Goal Attempted	47; Tristan Alvano vs. Northwestern
Longest Punt Return, TD	None
Longest Punt Return, No TD	8; Billy Kemp vs. Louisiana Tech
Most Punt Return Yardage	8; Billy Kemp at Minnesota; vs. Louisiana Tech
Longest Kickoff Return, TD	None
Longest Kickoff Return, No TD	63; Rahmir Johnson at Minnesota
Longest Blocked Punt, TD	None
Longest Blocked Field Goal Return	None
Most Kickoff Return Yardage	63; Rahmir Johnson at Minnesota
Most Punts	7; Brian Buschini vs. Northwestern (41.0 avg)
Highest Punting Average	47.7; Brian Buschini at Minnesota (3 punts)
Longest Punt	60; Brian Buschini at Minnesota
Most Blocked Field Goals	None
Most Blocked Punts	1; Blaise Gunnerson at Illinois
Most Blocked PAT	None

NEBRASKA INDIVIDUAL DEFENSIVE HIGHS

Most Total Tackles	9; Nick Henrich vs. Michigan
Most Solo Tackles	8; Isaac Gifford at Colorado
Most Tackles for Loss	2.5; Nash Hutmacher vs. Northern Illinois; vs. Northwestern
Most Yards Lost	16; Nash Hutmacher (2.5 TFL) vs. Northwestern
Most Quarterback Sacks	2.5; Nash Hutmacher vs. Northwestern
Most Yards Lost	16; Nash Hutmacher vs. Northwestern
Most Pass Breakups	3; Isaac Gifford at Illinois
Most Interceptions	1; Five times
Longest Interception TD Return	None
Longest Interception Return, No TD	39; Quinton Newsome at Illinois
Longest Fumble TD Return	None
Longest Fumble Return, No TD	10; Tommi Hill at Illinois

OPPONENT STATISTICAL HIGHS AND LOWS

OPPONENT TOTALS	HIGHS	LOWS
Points Scored	45 vs. Michigan	7 at Illinois
First Downs	26 vs. Michigan	12 vs. Northern Illinois; vs. Northwestern
Rushing Attempts	51 vs. Michigan	19 at Illinois
Rushing Yards	249 vs. Michigan	21 at Illinois
Passes Attempted	47 at Illinois	23 vs. Michigan; vs. Northwestern
Passes Completed	32 at Colorado	12; vs. Northwestern
Had Intercepted	1 Five times, last vs. Northwestern	0 at Colorado; vs. Michigan
Passing Yards	396 at Colorado	123 vs. Northern Illinois
Total Plays	77 at Colorado	58 vs. Northern Illinois
Total Yards	454 at Colorado	149 vs. Northern Illinois
Possession Time	38:01 vs. Michigan	22:53 at Illinois
Fumbles	3 vs. Louisiana Tech	0 at Minnesota
Fumbles Lost	1 at Colorado; at Illinois	0 at Minn.; vs. N. Illinois; vs. Louisiana Tech; vs. Mich.; vs. NW
Turnovers	2 at Illinois	0 vs. Michigan
Turnover Margin	+3 at Minnesota; at Colorado	-1 vs. Louisiana Tech
Penalties	12 vs. Louisiana Tech	0 vs. Michigan
Yards Penalized	100 vs. Louisiana Tech	0 vs. Michigan
Sacks By-Yards Lost	4.0-24 vs. Michigan	0-0 vs. Northwestern
Team Tackles for Loss-Yards	9.0-32 vs. Louisiana Tech	2.0-4 vs. Northwestern

OPPONENT INDIVIDUAL HIGHS

Most Yards Rushing	74; Blake Corum (Michigan)
Most Rushing Attempts	16; Blake Corum (Michigan)
Most Yards Passing	393; Shedeur Sanders (Colorado)
Most Passing Attempts	47; Luke Altmyer (Illinois)
Most Pass Completions	31; Shedeur Sanders (Colorado)
Most Pass Receptions	10; Xavier Weaver (Colorado); Smoke Harris (Louisiana Tech)
Most Yards Receiving	170; Xavier Weaver (Colorado)

OPPONENT INDIVIDUAL LONGEST PLAYS

Rush	39; Anthony Tyrus III (Northwestern)
Pass	66; Brendan Sullivan to Bryce Kirtz (Northwestern)
Field Goal	47; Dragan Kesich (Minnesota)
Punt Return	30; Tyler Morris (Michigan)
Kickoff Return	24; A.J. Henning (Northwestern)
Fumble Return	None
Interception Return	14; Tyler Nubin (Minnesota)
Punt	65; Tommy Doman (Michigan)

*-Indicates touchdown scored

MINNESOTA 13, NEBRASKA 10

SCORE BY QUARTERS	1	2	3	4	FINAL
Nebraska	0	0	7	3	10
Minnesota	0	3	0	10	13

SCORING SUMMARY

QTR	TEAM	TIME	SCORE
2nd	MINN	12:31	Kesich 34 yd Field Goal
3rd	NEB	14:03	A. Bullock 34 yd pass from Sims (Alvano kick)
4th	MINN	02:32	Jackson 13 yd pass from Kaliakmanis (Kesich kick)
4th	MINN	00:00	Kesich 47 yd Field Goal

Minneapolis (Aug. 31) Nebraska's defense provided an outstanding effort, but a 47-yard walk-off field goal by Minnesota's Dragan Kesich lifted the Golden Gophers to a 13-10 victory over the Huskers.

Minnesota capitalized on a pair of Nebraska turnovers in the final five minutes after the Huskers built a 10-3 lead and had the ball near midfield late in the fourth quarter.

Nebraska finished the night with 181 rushing yards and 114 passing yards, while holding the Gophers to just 55 on the ground and 196 through the air. A 4-1 turnover edge by the Gophers was enough to doom the Big Red.

Quarterback Jeff Sims finished the night 11-of-19 through the air for 114 yards, while adding a team-best 91 rushing yards on 19 carries. Alex Bullock led the Husker receivers with three receptions for 56 yards and a touchdown.

DeShon Singleton and Omar Brown led a gritty Blackshirt defensive effort with seven tackles apiece, while Brown added an interception. Nash Hutmacher, Blaise Gunnerson and Luke Reimer all contributed sacks for the Husker defense that allowed just 251 yards.

The decisive turnover came with less than one minute left and Nebraska moving the ball in hopes of a walk-off score of its own. A Sims pass over the middle intended for Nate Boerkircher was intercepted by Minnesota's Tyler Nuben - his second of the game - at the Gopher 35 with 58 seconds remaining. Minnesota then moved the ball quickly to the Nebraska 35, hoping to push the ball a few yards closer for the strong leg of Kesich. But the Gophers were flagged for a false start to set up 3rd-and-13 at the NU 40 with 17 seconds left. The Gophers overcame the mistake with an 11-yard run by Sean Tyler to set up Kesich's 47-yard field goal as time expired.

The whole exchange may have been impossible had the Big Red not suffered a lost fumble from Anthony Grant with 4:53 left that was forced by Justin Walley and recovered by Aidan Gousby at the Minnesota 47. Just over two minutes later, UM quarterback Athan Kaliakmanis kept Minnesota's hopes alive by connecting with Daniel Jackson on a 13-yard touchdown on 4th-and-10 with 2:32 remaining in the game. Kaliakmanis finished the night 24-of-44 passing for 196 yards with one touchdown and one interception while being sacked three times. Jackson led the Gopher receivers with nine receptions for 68 yards.

In a low-scoring Big Ten slugfest, Nebraska scored its first touchdown of the season on back-to-back huge plays to open the second half. Rahmir Johnson opened the second half with a 63-yard kickoff return. On the first play from scrimmage, Sims pitched the ball to the right to Grant, who threw a lateral back to Sims in the left flat that bounded to the turf. Sims gave chase, gathered the ball and threw deep for a 34-yard touchdown to Alex Bullock, who was standing alone in the end zone.

Nebraska's defense continued to play lights out for the rest of the quarter, including a crucial interception by cornerback Omar Brown late in the period after the Golden Gophers threatened the Husker red zone.

The Big Red moved the ball effectively late in the period and took the 7-3 edge to fourth quarter after penetrating the Minnesota red zone. The Huskers pushed inside the Gopher 5 but could not punch it in the end zone. Alvano came on to boot the first field goal of his career, connecting from 27 yards with 12:42 left to extend NU's edge to 10-3.

TEAM STATISTICS

	NEB	MINN
FIRST DOWNS	18	20
RUSHES-YARDS (NET)	37-181	25-55
PASSING YDS (NET)	114	196
Passes Att-Comp-Int	19-11-3	44-24-1
TOTAL OFFENSE PLAYS-YARDS	56-295	69-251
Fumble Returns-Yards	0-0	0-0
Punt Returns-Yards	2-8	1-10
Kickoff Returns-Yards	2-78	3-49
Interception Returns-Yards	1-0	3-14
Punts (Number-Avg)	3-47.7	4-45.0
Fumbles-Lost	2-1	0-0
Penalties-Yards	7-55	3-25
Possession Time	29:18	30:42
Third-Down Conversions	5-11	8-17
Fourth-Down Conversions	0-0	2-2
Red-Zone Scores-Chances	1-2	2-2
Sacks By: Number-Yards	3-12	3-26

RUSHING: MINN-Tyler, Sean 10-41; Williams, Bryce 6-14; Kaliakmanis, Athan 6-5 Taylor, Darius 1-3; TEAM 1-3; Jackson, Daniel 1-5. **NEB-Sims**, Jeff 19-91; Ervin Jr., Gabe 7-55; Grant, Anthony 9-27; Lloyd Jaylen 1-9; Johnson, Rahmir 1-1

PASSING: MINN-Kaliakmanis, Athan 24-44-1-196-1. **NEB-Sims**, Jeff 11-19-3-114-1

RECEIVING: MINN- Jackson, Daniel 9-68; Crooms, Corey 7-63; Spann-Ford, Brevyn 5-45; Williams, Bryce 2-11; Spencer, Elijah 1-9. **NEB-Bullock**, Alex 3-56; Washington, Marcus 3-31; Johnson, Rahmir 2-6; Haarberg, Heinrich 1-10 Garcia-Castaneda, Isaiah 1-7; Boerkircher, Nate 1-4

INTERCEPTIONS: MINN-Nubin, Tyler 2-14; Jones, Tre'von 1-0. **NEB-Brown**, Omar 1-0

FUMBLES: MINN-None; **NEB-Team** 1-0; Anthony Grant 1-1;

TACKLES: MINN-Jones, Tre'Von 8-1. **NEB-Brown**, Omar 5-2; Singleton, DeShon 2-5

NO. 22 COLORADO 36, NEBRASKA 14

SCORE BY QUARTERS	1	2	3	4	FINAL
Nebraska	0	0	7	7	14
No. 22 Colorado	0	13	10	13	36

SCORING SUMMARY

QTR	TEAM	TIME	SCORE
2	COL	04:20	Feely 31 yd Field Goal
2	COL	02:35	Dawson 30 yd pass from Sanders (Feely kick)
2	COL	00:00	Feely 32 yd Field Goal
3	NEB	09:50	Sims 57 yd rush (Alvano kick)
3	COL	06:49	Weaver 12 yd pass by Sanders (Feely kick)
3	COL	01:20	Feely 30 yd Field Goal
4	COL	10:45	Dawson 8 yd rush (Pass Failed)
4	COL	04:54	Sanders 6 yd rush (Feely kick)
4	NEB	00:00	Fidone II 4 yd from Haarberg (Alvano Kick)

Boulder, Colo. (Sept. 9) - Nebraska got a third-quarter touchdown by Jeff Sims to pull within 13-7, but the Huskers were unable to get any closer as No. 22 Colorado pulled away for a 36-14 victory.

Sims capped a 66-yard drive with a career-long 57-yard sprint to paydirt to pull the Big Red within six with 9:50 remaining in the third quarter.

The rest of the second half belonged to Colorado, as the Buffaloes put up 23 unanswered points before Nebraska scored in the final seconds.

Colorado quarterback Shedeur Sanders connected on 31-of-42 passes for 393 yards and two touchdowns and rushed for another. Xavier Weaver led the CU receiving corps with 10 grabs for 170 yards and a score that extended CU's advantage to 20-7 midway through the third quarter.

The Huskers managed 341 total yards, including 119 passing and 222 rushing, while the Buffaloes had 468 total yards, including 396 through the air, and took advantage of four Husker turnovers that led to 17 CU points.

Colorado capitalized on back-to-back turnovers to break a scoreless tie and take a 13-0 lead into the locker room. A fumbled snap gave CU the ball at the NU 25-yard line before settling for a Jace Feely 31-yard field goal. On the next possession, Sims was picked off and CU turned that miscue into a touchdown, as Sanders found Tar'Varish Dawson on a 30-yard pass on the Buffs' next play from scrimmage. After a Husker punt, Feely's 32-yard field goal capped a six-play 50-yard drive in the final seconds of the first half.

Sims completed 9-of-15 passes for 106 yards and an interception, while Heinrich Haarberg completed 2-of-6 attempts for 13 yards and a score for Nebraska. Billy Kemp IV was Nebraska's top target, hauling in five catches for 57 yards. Gabe Ervin Jr. led the NU ground game with a career-high 74 yards on 17 carries. Sims added 67 yards on 10 attempts with a score, while Rahmir Johnson contributed 66 yards on 11 totes.

After Sims' score, Colorado responded by going 75 yards in 10 plays capped by Weaver's 12-yard touchdown catch after his 41-yard catch and run on third down set up the score. The Buffaloes tacked on a field goal and a pair of touchdowns to grow the lead to 29, before Haarberg threw a 4-yard pass for Travis Fidone II on the final play from scrimmage.

Nebraska had eight sacks - the most by Nebraska since 2009 in the losing effort, including two apiece from Nick Henrich and Cameron Lenhardt.

TEAM STATISTICS

	NEB	COLO
FIRST DOWNS	16	23
RUSHES-YARDS (NET)	41-222	33-72
PASSING YDS (NET)	119	396
Passes Att-Comp-Int	22-11-1	44-32-0
TOTAL OFFENSE PLAYS-YARDS	63-341	77-454
Fumble Returns-Yards	0-0	1-5
Punt Returns-Yards	0-0	1-11
Kickoff Returns-Yards	1-23	0-0
Interception Returns-Yards	0-0	1-4
Punts (Number-Avg)	4-35.0	4-38.2
Fumbles-Lost	4-3	1-1
Penalties-Yards	6-40	9-80
Possession Time	29:41	30:19
Third-Down Conversions	4-13	10-18
Fourth-Down Conversions	0-2	0-1
Red-Zone Scores-Chances	1-1	6-6
Sacks By: Number-Yards	8-65	2-14

RUSHING: COLO-Edwards, Dylan 9-55; Hankerson, Anthony 6-26; Offerdahl, Charlie 2-11; Dawson, Tar'Vish 1-8; Wilkerson, Sy'Veon 1-1; Smoke, Kavosley 1-0; Horn Jr., Jimmy 1-1; Staub, Ryan 1-12; Sanders, Shedeur 11-16. **NEB-Ervin Jr.**, Gabe 17-74; Sims, Jeff 10-67; Johnson, Rahmir 11-66; Haarberg, Heinrich 2-17; Lindenmeyer, Luke 1-2.

PASSING: COLO-Sanders, Shedeur 31-42-0-393-2; Staub, Ryan 1-2-0-3-0. **NEB-Sims**, Jeff 9-15-1-106-0; Haarberg, Heinrich 2-6-0-13-1; Purdy, Chubba 0-1-0-0-0.

RECEIVING: COLO- Weaver, Xavier 10-170; Horn Jr., Jimmy 8-64; Hunter, Travis 3-73; Dawson, Tar'Varish 3-41; Edwards, Dylan 3-8; Harrison, Michael 2-25; Hankerson, Anthony 1-8; Wilkerson, Sy'Veon 1-4; Gaines, Willie 1-3. **NEB-Kemp**, Billy 5-57; Boerkircher, Nate 2-33; Fidone, Thomas 2-13; Washington, Marcus 1-13; Johnson, Rahmir 1-3

INTERCEPTIONS: COLO-Silmon-Craig, Cam'Ron 1-15. **NEB-None**

FUMBLES: COLO- Staub, Ryan 1-1 **NEB-Sims**, Jeff 2-2, Lindenmeyer, Luke 1-0, Ervin Jr., Gabe 1-1

TACKLES: COLO- Cooper, Omarion 5-1. **NEB-Gifford**, Isaac 8-0

NEBRASKA 35, NO. ILLINOIS 11

SCORE BY QUARTERS	1	2	3	4	FINAL
Northern Illinois	3	0	0	8	11
Nebraska	7	7	7	14	35

SCORING SUMMARY

QTR	TEAM	TIME	SCORE
1st	NEB	09:39	Kemp 10 yd pass from Haarberg (Alvano kick)
1st	NIU	03:08	Seibert 30 yd Field Goal
2nd	NEB	03:15	Fidone II 16 yd pass from Haarberg (Alvano kick)
3rd	NEB	01:00	Ervin Jr. 3 yd rush (Alvano kick)
4th	NEB	08:19	Haarberg 20 yd rush (Alvano kick)
4th	NEB	03:23	Grant 11 yd rush (Alvano kick)
4th	NIU	00:04	Carter 4 yd pass from Hampton (Dozier pass from Hampton)

Lincoln (Sept. 16) -The Blackshirts put up an impressive defensive performance, while quarterback Heinrich Haarberg guided the Huskers effectively in his first career start as Nebraska picked up its first win under Matt Rhule with a 35-11 victory over Northern Illinois in the home opener at Memorial Stadium.

Haarberg, making the start as Jeff Sims was out with an injury, finished with 256 total yards to guide a Husker attack that rolled up 382 yards of total offense. Haarberg completed 14-of-24 passes for 158 yards and two touchdowns while rushing for 98 yards and a score on 21 carries.

The Blackshirts were dominant, holding Northern Illinois to just 26 rushing yards, while limiting NIU starting quarterback Rocky Lombardi to 11-for-28 passing for 73 yards and an interception. Nebraska, which notched its first win of the season, held Northern Illinois to just 149 total yards in a dominant defensive performance, as the Huskies were held without a touchdown until the final seconds of the game.

The Huskers scored on their first possession, going 55 yards in six plays as Haarberg connected with Billy Kemp IV on a 10-yard touchdown strike to put the Huskers up 7-0 with 9:39 left in the first quarter.

Northern Illinois had an early opportunity to tie the game, getting the ball first-and-goal at the NU 5-yard line following a sack and fumble by Haarberg. The Blackshirts stood tall and got a nine-yard sack on third down to force a 30-yard field goal from Jake Seibert.

Nebraska continued to lead 7-3 until late in the second quarter, when the Huskers took advantage of a short field that was created by a stout Husker defense and a low snap that was momentarily mishandled in the end zone by NIU's punter. Nebraska needed only four plays to go 36 yards, as Haarberg found Thomas Fidone II for a 16-yard scoring strike to extend the lead to 14-3. Fidone finished with team highs of four receptions for 42 yards in the game.

Nebraska used its best drive of the night to extend the lead to 21-3 late in the third quarter. NU marched 76 yards on 14 plays before Gabe Ervin Jr. scored from three-yards out with 1:00 left in the third period. The sophomore running back finished with 14 carries for 67 yards on the night.

Haarberg led another sustained drive in the fourth quarter, moving the Big Red 65 yards in nine plays capped by his own 20-yard touchdown run to put the Huskers up 28-3 with 8:19 left. Javin Wright's interception set up NU's last score, as Anthony Grant scampered 11 yards to paydirt to wrap up a 35-yard drive in five plays to make it 35-3 with 3:23 remaining.

NIU was held under 100 total yards until an 11-play, 75-yard drive in the final minutes culminated in a Chris Carter four-yard touchdown reception from Ethan Hampton with four seconds remaining.

TEAM STATISTICS

	NIU	NEB
FIRST DOWNS	12	23
RUSHES-YARDS (NET)	22-26	44-224
PASSING-YARDS (NET)	123	158
Passes Att-Comp-Int	36-17-1	24-14-0
TOTAL OFFENSE PLAYS-YARDS	58-149	68-382
Fumble Returns-Yards	0-0	0-0
Punt Returns-Yards	1--2	2-3
Kickoff Returns-Yards	1-13	2-16
Interception Returns-Yards	0-0	1-12
Punts (Number-Avg)	9-40.9	6-42.8
Fumbles-Lost	0-0	0-0
Penalties-Yards	2-10	5-70
Possession Time	23:43	36:17
Third-Down Conversions	4-15	8-14
Fourth-Down Conversions	1-1	0-0
Red-Zone Scores-Chances	2-2	5-5
Sacks By: Number-Yards	1-7	3-27

RUSHING: NIU- Brown, Antonio 8-16; Williams, Gavin 4-14; Flowers, Kendrell 3-10; Lampe, Brock 2-4; Lombardi, Rocky 5--18. **NEB-** Haarberg, Heinrich 21-98; Ervin Jr., Gabe 14-67; Grant, Anthony 7-46; Luben, Trevin 1-18; Hill, Tommi 1--5

PASSING: NIU-Lombardi, Rocky 11-28-1 73 0; Hampton, Ethan 6-8-0-50-1.

NEB-Haarberg, Heinrich 14-24-0-158-2

RECEIVING: NIU-Patterson, Davis 2-30; Pardridge, Dane 2-18; Carter, Chris 2-12; Rutkiewicz, Kacper 2-7; Dozier, Billy 1-17; Lampe, Brock 1-9; Pipkin, Keyshaun 1-8; Johnson, Jalen 1-6; Rudolph, Trayvon 1-5; Barnes, Grayson 1-3; Williams, Gavin 1-3; Flowers, Kendrell 1-3; Brown, Antonio 1-2. **NEB-** Fidone, Thomas 4-42; Kemp, Billy 3-13; Washington, Marcus 2-37; Ervin Jr., Gabe 2-20; Bullock, Alex 1-33; Grant, Anthony 1-9; Fleeks, Josh 1-4

INTERCEPTIONS: NIU-0-0. **NEB-**Wright, Javin 1-12

FUMBLES: NIU-None. **NEB-**Haarberg, Heinrich 1-1

TACKLES: NIU- Valcarrels, Nate 7-3. **NEB-**Hutmacher, Nash 3-3

NEBRASKA 28, LOUISIANA TECH 14

SCORE BY QUARTERS	1	2	3	4	FINAL
Louisiana Tech	0	7	0	7	14
Nebraska	0	7	7	14	28

SCORING SUMMARY

QTR	TEAM	TIME	SCORE
2nd	NEB	11:31	Kemp 9 yd rush (Alvano kick)
2nd	LT	6:07	Fields 14 yd rush (Barnes kick)
3rd	NEB	9:57	Grant 2 yd rush (Alvano kick)
4th	NEB	14:52	Fidone II 29 yd pass from Haarberg (Alvano kick)
4th	NEB	11:13	Haarberg 72 yd rush (Alvano kick)
4th	LT	5:17	Allen 20 yd pass from Turner (Barnes kick)

Lincoln (Sept. 23) -Nebraska relied on its defense and running game to churn out a 28-14 win over Louisiana Tech.

The Huskers put up 419 total yards, including 312 on the ground, while holding the Bulldogs to 338 total yards and just 46 rushing yards. It was the first time in 21 games that NU had at least 300 rushing yards.

Husker quarterback Heinrich Haarberg led the attack with a career-high 157 yards on 19 carries, including a 72-yard touchdown run that gave NU a 28-7 lead with 11:13 left. Haarberg, who also completed 8-of-17 passes for 107 yards and another score, was one of two 100-yard rushers for the Huskers, as Anthony Grant had 135 yards and a touchdown. It was the first time since the 2020 season that NU had multiple 100-yard rushers.

Nebraska led 28-7 with under nine minutes remaining before the game was delayed 55 minutes because of lightning. Louisiana Tech got to within 28-14 with 5:17 remaining and had a chance to pull closer, but Isaac Gifford's interception sealed the Huskers' second straight win.

After a deadlocked first half, the Huskers took control of the game with the ground game, racking up 187 yards on the ground after halftime.

Grant, Haarberg and the Huskers set the tone for a strong second half with a nine-play, 85-yard march on the opening drive of the half that resulted in Grant's three-yard touchdown run. The drive also featured a 34-yard burst by Grant and a 19-yard run by the Husker back on a 4th-and-1 from the NU 21 to set up his score.

The Blackshirts held the Bulldogs scoreless in the third quarter, before Haarberg connected with tight end Thomas Fidone for a 29-yard touchdown on the opening play of the fourth quarter to put the Big Red up 21-7. Haarberg's career long touchdown run pushed the Husker margin to 21 before the lightning delay.

After a scoreless first quarter, Nebraska took a 7-0 lead on Billy Kemp's nine-yard touchdown run that capped a nine-play, 79-yard drive that was highlighted by Timmy Bleekrode's 10-yard run on a fake field goal attempt that converted a 4th-and-4 from the Louisiana Tech 19-yard-line.

Louisiana Tech answered back with a 10-play, 87-yard drive that included a 28-yard pass from quarterback Jack Turner to Cyrus Allen. The big pass play set up a 14-yard Jacob Fields touchdown run that tied the game at 7-7 with 6:07 left in the half. Turner finished the day with 292 yards on 27-of-42 passing, while Fields led Louisiana Tech with 28 yards on six carries.

Omar Brown and John Bullock led the Husker defense with eight tackles apiece while Gifford added seven stops and the game's only forced turnover with his fourth-quarter interception.

TEAM STATISTICS

	LT	NEB
FIRST DOWNS	17	20
RUSHES-YARDS (NET)	21-46	48-312
PASSING-YARDS (NET)	292	107
Passes Att-Comp-Int	42-27-1	18-8-0
TOTAL OFFENSE PLAYS-YARDS	63-338	66-419
Fumble Returns-Yards	0-0	0-0
Punt Returns-Yards	5-32	1-8
Kickoff Returns-Yards	2-33	2-47
Interception Returns-Yards	0-0	1-0
Punts (Number-Avg)	7-42.3	6-45.3
Fumbles-Lost	3-0	3-0
Penalties-Yards	12-100	6-55
Possession Time	28:02	31:58
Third-Down Conversions	3-12	3-11
Fourth-Down Conversions	0-1	2-2
Red-Zone Scores-Chances	2-2	2-2
Sacks By: Number-Yards	3-24	0-0

RUSHING: LT- Fields, Jacob 6-28; Turner, Jack 5-7; Williams, Dakota 4-4; Moody, Keldric 4-1; Harris, Smoke 1-1; TEAM 1--5. **NEB-** Haarberg, Heinrich 19-157; Grant, Anthony 22-135; Bleekrode, Timmy 1-10; Kemp, Billy 1-9; Johnson, Emmett 2-6; Sims, Jeff 1--2; TEAM 2--3

PASSING: LT-Turner, Jack 27-42-1-292-1. **NEB-**Haarberg, Heinrich 8-17-0-107-1; Purdy, Chubba 0-1-0-0-0

RECEIVING: LT-Harris,Smoke 10-73; Allen, Cyrus 6-102; Fields, Jacob 4-38; Jones, Nate 2-31; Crawford, Decoldest 2-17; Edwards, Tru 1-19; Rivera, Ryan 1-9; Moody, Keldric 1-3. **NEB-** Kemp, Billy 5-62; Fidone, Thomas 1-29; Bullock, Alex 1-14; Grant, Anthony 1-2

INTERCEPTIONS: LT-0-0. **NEB-**Gifford, Isaac 1-0

FUMBLES: LT- Harris, Smoke 2-0; Team 1-0; **NEB-**Hill, Tommi 1-0, Haarberg, Heinrich 2-0

TACKLES: LT- Zimos, Zach 5-4. **NEB-**Brown, Omar 7-1; Bullock, John 3-5

NO. 2 MICHIGAN 45, NEBRASKA 7

SCORE BY QUARTERS	1	2	3	4	FINAL
Michigan	14	14	7	10	45
Nebraska	0	0	0	7	7

SCORING SUMMARY

QTR	TEAM	TIME	SCORE
1st	MICH	9:20	Wilson 29 yd pass from McCarthy (Turner kick)
1st	MICH	7:15	Mullings 20 yd rush (Turner kick)
2nd	MICH	11:22	McCarthy 21 yd rush (Turner kick)
2nd	MICH	0:23	Wilson 16 yd pass from McCarthy (Turner kick)
3rd	MICH	5:58	Corum 1 yd rush
4th	MICH	14:17	Turner 30 yd FG
4th	MICH	4:37	O'Leary 8 yd pass from Denegal (Turner kick)
4th	NEB	4:17	Fleeks 74 yd rush (Alvano kick)

Lincoln (Sept. 30) - No. 2 Michigan controlled the game from start to finish in a 45-7 win over Nebraska at Memorial Stadium.

Nebraska totaled 305 yards on the day, including 199 yards on 14-of-25 passing by Heinrich Haarberg. The Huskers added 106 on the ground, including 74 by Josh Fleeks on his lone carry of the game in the fourth quarter that accounted for NU's touchdown. Billy Kemp led Nebraska's receivers with four receptions for 61 yards, while Marcus Washington added a 56-yard grab early in the third quarter.

Michigan put up 436 total yards, including 249 on the ground and 187 through the air. J.J. McCarthy led an efficient Wolverine offense by completing 12-of-16 passes for 156 yards with two touchdowns. Blake Corum led the Michigan rushing attack with 74 yards on 16 carries.

Michigan scored on the game's opening drive, covering 75 yards on 11 plays capped by an outstanding 29-yard touchdown catch by Roman Wilson over the top of Isaac Gifford in the back of the end zone.

It was the first of two first-half highlight reel touchdown grabs by Wilson from McCarthy. The second came with 23 seconds left in the half to cap an eight-play, 55-yard march that put the Wolverines up 28-0 at the half. Wilson finished with four receptions for 58 yards.

In between the two passing touchdowns by Michigan, the Wolverines got a 20-yard touchdown run by Kalel Mullings in the first quarter and a 21-yard scoring dash by McCarthy early in the second period.

Michigan added another touchdown on its first drive of the third quarter, scored on a short field goal in the opening minute of the fourth period, and capped the scoring with an eight-yard touchdown pass from Jayden Denegal to Peyton O'Leary with 4:37 left in the game.

The Huskers came up empty on a pair of scoring opportunities earlier in the game. On their first drive of the second half, Nebraska drove to the Michigan 11, but settled for a 40-yard field goal attempt from Tristan Alvano that sailed wide right. Early in the game, the Huskers came up short on a 4th-and-1 at the Michigan 12, ending a promising drive.

Nick Henrich led the Nebraska defense with nine tackles and a pass breakup on the afternoon, while Gifford, Omar Brown and Javin Wright each contributed seven stops.

TEAM STATISTICS

	MICH	NEB
FIRST DOWNS	26	10
RUSHES-YARDS (NET)	51-249	21-106
PASSING-YARDS (NET)	187	199
Passes Att-Comp-Int	23-16-0	25-14-1
TOTAL OFFENSE PLAYS-YARDS	74-436	46-305
Fumble Returns-Yards	0-0	0-0
Punt Returns-Yards	2-41	0-0
Kickoff Returns-Yards	0-0	2-42
Interception Returns-Yards	1--3	0-0
Punts (Number-Avg)	1-65.0	1-45.7
Fumbles-Lost	1-0	3-0
Penalties-Yards	0-0	4-30
Possession Time	38:01	21:59
Third-Down Conversions	8-13	3-10
Fourth-Down Conversions	2-3	1-3
Sacks By: Number-Yards	4-25	0-0

RUSHING: MICH-Corum, Blake 16-74; Edwards, Donovan 14-48; Mullings, Kalel 5-43 McCarthy, J.J. 2-30; Franklin, Leon 6-26 Dunlap, Tavierre 4-14 Denegal, Jayden 2-10 Warren, Davis 1-4 Tuttle, Jack 1-0. **NEB-**Fleeks, Josh 1-74; Grant, Anthony 6-16; Johnson, Emmett 2-9; Bonner, Janiran 2-5; Kemp, Billy 1-4; Haarberg, Heinrich 9--2

PASSING: MICH-McCarthy, J.J. 12-16-0-156-2; Tuttle, Jack 3-4-0-23-0; Denegal, Jayden 1-1-0-8-1; Warren, Davis 0-2-0-0-0. **NEB-**Haarberg, Heinrich 14-25-1-199-0

RECEIVING: MICH-Wilson, Roman 4-58; Johnson, Cornelius 2-32; Clemons, Darrius 2-29; Barner, AJ 2-26; Loveland, Colston 1-13; O'Leary, Peyton 1-8; Morgan, Semaj 1-8; Morris, Tyler 1-5; Bredeson, Max 1-5; Edwards, Donovan 1-3. **NEB-**Kemp, Billy 4-61; Fidone, Thomas 2-31; Johnson, Emmett 2-20; Washington, Marcus 1-56; Lloyd, Jaylen 1-19; Boerkircher, Nate 1-7; Haarberg, Heinrich 1-2; Fleeks, Josh 1-2; Grant, Anthony 1-1

INTERCEPTIONS: MICH-Grant, Kenneth 1--3. **NEB-**Reimer, Luke 1-0

FUMBLES: MICH-Morris, Tyler 1-0; **NEB-**Haarberg, Heinrich 2-0; Grant, Anthony 1-0

TACKLES: MICH-Steward, Josaiah 3-2; Sabb, Keon 2-3. **NEB-**Henrich, Nick 5-4

NEBRASKA 20, ILLINOIS 7

SCORE BY QUARTERS	1	2	3	4	FINAL
Nebraska	3	14	3	0	20
Illinois	0	7	0	0	7

SCORING SUMMARY

QTR	TEAM	TIME	SCORE
1st	NEB	1:59	Alvano 31yd FG
2nd	NEB	6:47	Grant 1 yd rush (Alvano kick)
2nd	NEB	6:37	Haarberg 25 yd rush (Alvano kick)
2nd	ILL	1:31	Bryant 46 yd pass from Altmyer (Griffin kick)
3rd	NEB	8:16	Alvano 32 yd FG

Champaign, Ill. (Oct. 6) - Nebraska used an outstanding defensive performance to dominate field position and time of possession in a 20-7 Big Ten road victory at Illinois.

The Blackshirts held Illinois to 310 total yards, including 21 yards rushing, while holding the ball for nearly 38 minutes in limiting the Fighting Illini to one score.

Nebraska finished with 312 total yards and dominated the ground game, 158-21, led by 82 yards and a touchdown from Heinrich Haarberg. Anthony Grant added 56 yards and a score of his own on 20 carries, as Nebraska took control with two touchdowns in a 10-second span midway through the second quarter.

While Illinois managed 310 yards in the game, 74 came on the opening drive, which ended with a goal-line stand by the Blackshirts, as the Huskers turned away Illinois on both 3rd and 4th down from inside the 1-yard-line to end a 14-play Fighting Illini drive.

Haarberg and the Husker offense then took over, marching 86 yards on 11 plays while consuming 6:47. The drive ended with a 31-yard Tristan Alvano field goal to give the Big Red a 3-0 lead.

The Blackshirts held Illinois to just 16 total yards on its next two possessions before the Husker offense mounted another successful march, covering 79 yards in 14 plays while consuming 6:38. Anthony Grant's one-yard touchdown plunge gave NU a 10-0 lead.

Nebraska then took advantage of the biggest Illinois mistake of the night on the ensuing kickoff. Alvano's short kick pass was misplayed by Illinois and recovered by Grant Tagge at the Illinois 25. Haarberg extended Nebraska's lead to 17-0 with his 25-yard run to paydirt on the Huskers' next offensive play.

Illinois pulled to within 17-7 as Luke Altmyer connected with Pat Bryant on a 46-yard touchdown pass, but the Huskers would pitch a shutout the rest of the night. Altmyer led a one-dimensional Illinois offense with 289 yards on 27-of-49 passing.

The second half was dominated by the defenses and marred by offensive miscues by both teams. The Huskers got the only points of the half for either team midway through the third quarter on a 32-yard Alvano field goal in the third quarter.

That score was set up by Blackshirts Phalen Sanford and Tommi Hill. Sanford, who made the start on defense, unleashed a ball-jarring hit on Illinois receiver Griffin Moore. The loose ball popped into the air and fell into the hands of Hill who returned it to the Illini 21. NU had to settle for Alvano's field goal to stretch the lead to 13 with 8:16 remaining in the third.

Nebraska ran 20 plays inside the Illinois 25-yard line in the second half but came up with just three points. But Illinois ran 15 plays inside its own 25 in the half, and only ran eight second-half snaps in NU territory - all on its final unsuccessful drive of the game.

Isaac Gifford led a collection of outstanding individual defensive performances, finishing with eight tackles. He added three pass breakups on the final drive of the game to seal the win. They were three of Nebraska's season-high seven breakups on the night. John Bullock contributed six tackles and a breakup of his own, while Sanford added a career-high six stops and the forced fumble that led to the only points of the second half.

TEAM STATISTICS

	NEB	ILL
FIRST DOWNS	18	16
RUSHES-YARDS (NET)	49-158	19-21
PASSING-YARDS (NET)	154	289
Passes Att-Comp-Int	12-24-1	29-47-1
TOTAL OFFENSE PLAYS-YARDS	73-312	66-310
Fumble Returns-Yards	1-10	0-0
Punt Returns-Yards	0-0	0-0
Kickoff Returns-Yards	1-22	0-0
Interception Returns-Yards	1-39	1-0
Punts (Number-Avg)	4-33.8	5-32.8
Fumbles-Lost	3-2	2-1
Penalties-Yards	10-70	3-30
Possession Time	37:07	22:53
Third-Down Conversions	5-15	4-15
Fourth-Down Conversions	1-1	1-4
Red-Zone Scores-Chances	3-6	0-2
Sacks By: Number-Yards	2-5	1-4

RUSHING: ILL-Feagin, Kaden 5-15; Love III, Reggie 7-9; Altmyer, Luke 7--3.

NEB-Haarberg, Heinrich 18-82; Grant, Anthony 20-56; Johnson, Emmett 7-29; Fleeks, Josh 1-1; TEAM 3--10.

PASSING: ILL-Altmyer, Luke 27-49-1-289-1. **NEB-**Haarberg, Heinrich 12-24-1-154-0

RECEIVING: ILL-Williams, Isaiah 8-57; Bryant, Pat 4-76; Washington, Casey 4-55 Hollins, Ashton 3-26; Reiman, Tip 3-24; Feagin, Kaden 3-11; Moore, Griffin 2-22 Love III, Reggie 1-10; Beatty, Hank 1-8. **NEB-**Fidone, Thomas 3-42; Kemp, Billy 3-26; Bullock, Alex 2-16; Washington, Marcus 1-39; Hahn, Ty 1-21; Bonner, Janiran 1-5; Coleman, Malachi 1-5

INTERCEPTIONS: ILL-Scott, Xavier 1-0. **NEB-**Newsome, Quinton 1-1

FUMBLES: ILL-Altmyer, Luke 1-0, Moore, Griffin 1-1; **NEB-**Johnson, Emmett 1-1, Haarberg, Heinrich 1-0, Grant, Anthony 1-1

TACKLES: ILL-Harper, Nicario 7-10. **NEB-**Gifford, Isaac 4-4

NEBRASKA 17, NORTHWESTERN 9

SCORE BY QUARTERS	1	2	3	4	FINAL
Northwestern	3	3	0	3	9
Nebraska	3	7	0	7	17

SCORING SUMMARY

QTR	TEAM	TIME	SCORE
1st	NW	07:18	Olsen 45 yd FG
1st	NEB	03:11	Alvano 47 yd FG
2nd	NW	05:48	Olsen 37 yd FG
2nd	NEB	00:23	Haarberg 3 yd TD run (Alvano kick)
4th	NEB	14:03	Coleman 44 yd TD pass from Haarberg (Alvano kick)
4th	NW	11:09	Olsen 25 yd FG

Lincoln (Oct. 21) - In a Big Ten defensive slugfest, Heinrich Haarberg's 44-yard touchdown strike to Malachi Coleman on Nebraska's first offensive play of the fourth quarter provided the winning margin in a 17-9 Husker victory over Northwestern.

Nebraska won despite managing just 248 total yards and overcame a pair of first-quarter turnovers for its fourth win in the last five games. The Huskers rushed for 163 yards on 39 carries and went just 8-for-17 passing for 85 yards.

The Blackshirts held Northwestern to just 257 total yards, including just 81 rushing yards on 39 carries. Nebraska also totaled 13 tackles for loss – the Huskers' highest total since 2019.

Northwestern forced two interceptions from Heinrich Haarberg on NU's first three offensive possessions, but the Blackshirts were outstanding in limiting Northwestern to just three points on a 45-yard field goal by Jack Olsen. The Huskers held the Wildcats to -16 yards on their first three possessions, including -14 yards on the field goal drive.

Haarberg and the Huskers responded by marching 35 yards in nine plays capped by Tristan Alvano's career-long 47-yard field goal to knot the score at three. Olsen's second field goal of the game midway through the second quarter made it 6-3 before the Huskers put together their best sustained drive of the half. NU went 77 yards in 10 plays, as Haarberg capped the drive with a three-yard touchdown run to put the Big Red on top for the first time at 10-6 with 23 seconds left in the half.

Emmett Johnson finished the day with a game-high 73 rushing yards on 12 carries, while Haarberg added 72 yards on 16 carries to pace the Husker rushing attack.

After a scoreless third quarter, Nebraska got some breathing room as Haarberg hit Coleman with the long touchdown strike, giving the Huskers a 17-6 lead.

Northwestern answered back with a 66-yard pass from Brendan Sullivan to Bryce Kirtz. Malcolm Hartzog made a touchdown-saving tackle at the Northwestern 9. The Blackshirts responded by keeping the Cats out of the end zone, and Olsen's 25-yard field goal pulled Northwestern to within 17-9.

Northwestern was unable to cross midfield on its final two drives as Nebraska had three of its eight sacks on the last two drives, including a 16-yard sack by Jimari Butler and Ty Robinson to snuff out the Wildcats' final drive.

Defensive tackle Nash Hutmacher led a hard-hitting, aggressive Blackshirt defense with a career-high seven tackles, including 2.5 sacks. Isaac Gifford and Princewill Umanmielen added seven stops apiece, as Umanmielen added a sack, two tackles for loss and a pair of quarterback hurries.

TEAM STATISTICS

	NW	NEB
FIRST DOWNS	12	14
RUSHES-YARDS (NET)	39-81	39-163
PASSING-YARDS (NET)	176	85
Passes Att-Comp-Int	23-12-1	17-8-2
TOTAL OFFENSE PLAYS-YARDS	62-257	56-248
Fumble Returns-Yards	0-0	0-0
Punt Returns-Yards	1--1	1-1
Kickoff Returns-Yards	2-40	2-55
Interception Returns-Yards	2-10	1-0
Punts (Number-Avg)	7-42.6	7-41.0
Fumbles-Lost	2-0	3-0
Penalties-Yards	8-75	3-30
Possession Time	30:52	29:08
Third-Down Conversions	3-15	4-12
Fourth-Down Conversions	0-1	0-0
Red-Zone Scores-Chances	3-3	2-2
Sacks By: Number-Yards	0-0	8-51

RUSHING: NW- Tyus III, Anthony 6-63; Porter, Cam 9-22; Himon II, Joseph 5-15; Lausch, Jack 3-1; Henning, A.J. 2--2; Sullivan, Brendan 14--16. **NEB**-Johnson, Emmett 12-73; Haarberg, Heinrich 16-72; Grant, Anthony 6-22; Fleeks, Josh 3-4.

PASSING: NW-Sullivan, Brendan 12-23-1-176-0. **NEB**-Haarberg, Heinrich 8-17-2-85-1

RECEIVING: NW-Kirtz, Bryce 3-96; Henning, A.J. 3-40; Johnson, Cam 3-27; Himon II, Joseph 1-7; Porter, Cam 1-6; Lang, Marshall 1-0. **NEB**-Fidone II, Thomas 3-18 Coleman, Malachi 1-44; Bullock, Alex 1-15; Boerkircher, Nate 1-7; Doss, Jaidyn 1-4; Kemp, Billy 1--3

INTERCEPTIONS: NW-Heard II, Rod 1-10; Turner, Devin 1-0. **NEB**-Hill, Tommi 1-0

FUMBLES: NW-Sullivan, Brendan 1-0; Henning, A.J. 1-0. **NEB**-Kemp, Billy 1-0; Haarberg, Heinrich 1-0; Fleeks, Josh 1-0

TACKLES: NW- Mueller, Xander 6-3; Gallagher, Bruce 3-6. **NEB**-Umanmielen, Princewell, 3-4; Gifford, Isaac 3-4; Hutmacher, Nash 2-5