



2023-24

NEBRASKA

WOMEN'S BASKETBALL MEDIA GUIDE





WATCH LIST

LISA LESLIE

AWARD



Nebraska has ranked among the top 25 teams nationally in women's basketball attendance for 13 consecutive seasons, including each of its first 10 years inside Pinnacle Bank Arena. Last season, the Huskers ranked No. 13 with 5,761 fans per game, including 14,289 on Feb. 18, 2023.

INTRODUCTION.....1-14

Nebraska Staff Directory.....	2-3
Media Services & Information	4-6
Compliance Guidelines for Boosters.....	7
Nebraska Schedule Information	8
Roster, Team Photo.....	9
Season Preview.....	10-11
Big Ten Conference	12-14

THIS IS NEBRASKA.....15-52

Welcome Home.....	16-17
Nebraska to the WNBA.....	18-19
Huskers Around the World	20-21
Championship Facilities.....	22-27
Athletic Success & Support	28-37
Academics & Life Skills.....	38-43
There Is No Place Like Nebraska.....	46-49
City of Lincoln.....	50-51
Husker Olympic Dreams.....	52

ADMINISTRATION.....53-60

University Administration.....	54-55
Athletic Administration.....	56-60

COACHES.....61-70

Head Coach Amy Williams	60-61
Assistant Coach Julian Assibey	62
Assistant Coach Jessica Keller.....	63
Assistant Coach Tandem Mays.....	64
Nebraska Women's Basketball Support Staff.....	65-70

MEET THE HUSKERS.....71-92

Jaz Shelley.....	72-73
Darian White.....	74-75
Maddie Krull.....	76-77
Annika Stewart.....	78-79
Kendall Coley.....	80-81
Alexis Markowski	82-83
Kendall Moriarty.....	84-85
Allison Weidner	86-87
Callin Hake	88-89
Maggie Mendelson	90-91
Logan Nissley	92
Jessica Petrie	93
Natalie Potts.....	94

SEASON REVIEW.....95-122

2022-23 Season Review	96-97
Overall Season Results, Statistics	98-101
2022-23 Big Ten Stats, Leaders and Honors ..	102-106
2022-23 NCAA Statistics	107-108
2022-23 Box Scores.....	109-119
Husker 2023 Graduates.....	120-122

RECORDS.....123-168

Game, Season and Career Records.....	124-126
Conference, NCAA Tournament Records ..	127-132
Season Records by Class.....	133-134
Team Leaders Year-by-Year.....	135-136
Individual Game Superlatives.....	137
Team Season, Game Records.....	138-141

Combined Team, Opponent Records	142-145
Opponent Individual Records	146
Pinnacle Bank Arena Records, Attendance ...	147-148
Bob Devaney Sports Center Records.....	149
Nebraska vs. All Opponents.....	150-155
Year-by-Year Results.....	156-167
Coaching Records	168

TRADITION.....169-200

History of Nebraska Women's Basketball ..	170-173
Nebraska's Award Winners.....	174-176
Nebraska's 2,000-Point Scorers.....	177-180
Nebraska's 1,000-Point Scorers.....	181-196
All-Time Roster and Statistics.....	197-199
adidas: Creators Club.....	200

The University of Nebraska-Lincoln does not discriminate based on race, ethnicity, color, national origin, sex, religion, disability, age, sexual orientation, gender identity, genetic information, veteran status, marital status and/or political affiliation in its programs, activities or employment. For non-discrimination inquiries, contact the Director of IEC/Title IX Coordinator or the Section 504/ADA Coordinator at 128 Canfield Administration Building, Lincoln, NE 68588, (402) 472-3417 or the Office of Civil Rights.

NEBRASKA

Credits: The 2023-24 Nebraska women's basketball media guide was written, designed and edited by Senior Communications Director/Operations Jeff Griesch, with editorial assistance from Associate Director Matt Smith and Administrative Associate Vicki Capazo. The book was produced with Adobe InDesign. Covers designed by Nick Burkhardt. Photo credits to Scott Bruhn and the student photographers in the Nebraska Athletic Communications Office, NBAE/Getty Images, USA Basketball, FIBA, Fred Page, Paul Bartunek, Matt Miller, Alan Jackson of Jackson Studios, Frank McGrath/PS&E Photo, University of Nebraska Photo Services, the Lincoln Convention and Visitors Bureau and University of Nebraska Public Relations.

ATHLETIC DEPARTMENT DIRECTORY

NEBRASKA QUICK FACTS

Location: Lincoln, Neb., 68588
Population: 298,126
Founded: 1869
Enrollment: 25,390
Arena: Pinnacle Bank Arena (2013)
Capacity: 15,000
Nickname: Cornhuskers, Huskers
Colors: Scarlet and Cream
Conference: Big Ten (13th Season in 2023-24)
Chancellor: Rodney Bennett
Institutional Representative: Scott Fuess Jr.
Director of Athletics: Trev Alberts
Head Coach: Amy Williams (Nebraska, 1998)
Record at Nebraska: 114-99 (Eighth season)
Career Record: 307-208 (17th season)
Career Division I Record: 210-143 (12th season)
2022-23 Nebraska Overall Record: 18-15
2022-23 Big Ten Record (Finish): 8-10 (T8th)
Starters Returning/Lost: 4/2
Letterwinners Returning/Lost: 9/3
Newcomers: 4
Basketball Office Phone: (402) 472-6462
Basketball Office Fax: (402) 472-0849
Women's Basketball Media Contact: Jeff Griesch
Communications Office Phone: (402) 472-7775
Communications Office Fax: (402) 472-2005
Griesch's E-mail: jgriesch@huskers.com
Griesch's Cell Phone: (402) 540-0279
Internet: Huskers.com
Basketball Press Row: (402) 904-5925
Honor Candidates: Jaz Shelley, Alexis Markowski, Allison Weidner, Darian White, Logan Nissley, Jessica Petrie, Natalie Potts
Returning Starters (4)
 Jaz Shelley, Gr., G, 14.5 ppg, 4.8 rpg, 6.2 apg
 Alexis Markowski, Jr., F/C, 11.9 ppg, 9.8 rpg
 Allison Weidner, Jr., G, 10.2 ppg, 6.2 rpg, 2.4 apg
 Maddie Krull, Gr., G, 6.1 ppg, 2.0 rpg, 1.8 apg
Starters Lost (2)
 Isabelle Bourne, 12.6 ppg, 6.7 rpg, 1.2 apg
 Sam Haiby, 10.8 ppg, 5.0 rpg, 2.9 apg
Others Returning (4)
 Annika Stewart, Sr., F/C, 5.3 ppg, 2.9 rpg
 Kendall Coley, Sr., G/F, 1.5 ppg, 1.1 rpg
 Kendall Moriarty, Jr., G, 3.4 ppg, 1.6 rpg
 Callin Hake, So., G, 4.3 ppg, 1.3 rpg
 Maggie Mendelson, So., C/F, 2.0 ppg, 2.2 rpg
Others Lost (2)
 Trinity Brady, G, 2.6 ppg, 1.9 rpg (8 games)
 Nailah Dillard, G, Did Not Play
Newcomers (4)
 Logan Nissley, 6-0, Fr., G
 Jessica Petrie, 6-2, Fr., F
 Natalie Potts, 6-2, Fr., F
 Darian White, 5-6, Gr., G

NEBRASKA

The mission of the University of Nebraska Athletic Department is to recruit and develop student-athletes who compete and achieve at the highest level in academics, athletics and life served by hard-working, unified, accountable professionals who lead with integrity, are respectful to all, and have the vision to make Nebraska Athletics elite.

Core Values

Integrity, Trust, Respect, Teamwork, Loyalty

Complementary Core Values

Accountability, Excellence, Hard-working, Inclusion, Service, Visionary

UNIVERSITY ADMINISTRATION..... (402) 472-7211

Chancellor: Rodney Bennett.....472-2116
Faculty Athletics Representative: Scott Fuess Jr., Ph.D.....472-1252

ATHLETIC ADMINISTRATION..... (402) 472-3011

Vice Chancellor, Director of Athletics: Trev Alberts472-3011
Executive Associate A.D./Senior Woman Administrator: Marquita Armstead472-3011
Executive Associate A.D./CFO: Doug Ewald.....472-2273
Executive Associate A.D./Strategic Initiatives: Dr. Lawrence Chatters.....472-2257
Executive Associate A.D./Academics: Dennis Leblanc.....472-4614
Executive Associate A.D./Compliance: Jamie Vaughn.....472-2042
Executive Associate A.D./Life Skills: Keith Zimmer (Women's Basketball).....472-4616
Executive Assistant to the A.D.: Linsey Chamberlin.....472-3011

WOMEN'S BASKETBALL STAFF..... (402) 472-6462

Head Coach: Amy Williams472-6462
Assistant Coaches: Tandem Mays, Julian Assibey, Jessica Keller472-6462
Director of Basketball Operations: Amanda Hart.....472-6462
Video & Creative Content Coordinator: Eddie Praley472-6462
Director of Player Personnel, Development & Influence: Jace Henderson472-6462
Graduate Assistant Manager: Taylor Edwards472-6462
Women's Basketball Office Secretary: Jillian Hoistad472-6462

ACADEMIC PROGRAMS & STUDENT SERVICES..... (402) 472-4611

Associate Director of Academic Programs: Katie Jewell, Kim Schellpeper472-4611
Coordinator of Student-Athlete Development: Alvin Banks472-4611
Women's Basketball Academic Counselor: Sheri Hastings472-4611
Academic Counselors: Caleb Hawley, Mike Nieman472-4611
Learning Specialist: Andrea Einspahr472-4611
Administrative Assistant: Leah Huber.....472-4611

LIFE SKILLS & ENRICHMENT..... (402) 472-4611

Director of Education & Engagement Programs: Stacey Burling472-4626
Assistant Director of Life Skills/PEO Director: Tom Lemke472-4638
Assistant Director of Life Skills: Kate Frazier (Women's Basketball).....472-7900

STRENGTH & CONDITIONING/HUSKER POWER..... (402) 472-3333

Women's Basketball Strength & Conditioning Coach: Alex Jardine472-3333
Men's Basketball Strength & Conditioning Coach: Kurt Joseph472-3333
Head Football Strength & Conditioning Coach: Corey Campbell.....472-3333
Assistant Strength Coaches: Chase Beideck, James Heiss, Matt Hobbs, Eric Johnson,472-3333
 Hayden Jones, Brian Knitta, Will Morey, Jon Pfeifer, Rusty Ruffcorn, Bryce Siecko, CJ White.....472-3333

PERFORMANCE NUTRITION..... (402) 472-2813

Director of Sports Nutrition: Lisa Kopecky472-2813
Assistant Director of Sports Nutrition: Holland Stagemeyer.....472-2813
Sports RDN: Ron Luth472-2813
Associate RDN: Jake Blattner, Riley Loy.....472-2813
Executive Sports Chef: Bryce Benes.....472-2813

ATHLETIC MEDICINE..... (402) 472-2276

Head Athletic Trainer/Associate Director of Athletic Medicine: Jerry Weber, PT, ATC472-2276
Chief of Staff/Orthopaedic Surgeon: Dr. Robert Dugas.....472-2276
Orthopaedists: Dr. David Clare, Dr. Justin Harris, Dr. Dane Todd472-2276
Director of Athletic Training Education: Dennis Perkey, Ph.D, ATC.....472-2276
Women's Basketball Athletic Trainer: Ben Huver.....472-1405
Men's Basketball Athletic Trainer: Andrew McCabe472-1405
Head Football Athletic Trainer: Chris Peduzzi472-2276
Associate Athletic Trainers: Tom Dufresne, Marcia LaCroix, Lisa Loewenstein, Tyler Weeda...472-2276
Assistant Athletic Trainers: Jolene Emricson, Jordan Elliott, Tanner Fowler, Alec Nichols,472-2276
 Krystall Greenwell, Drew Hamblin, Davey LaCroix, Jacob Luiken, Erik Spencer472-2276
Massage Therapy Coordinator: Amy Seiler472-2276

SPORT PSYCHOLOGY..... (402) 472-2276

Director of Sport Psychology: Brett Haskell.....472-2276
Athletic Neuropsychologist: Kate Higgins472-2276
Athletic Counselor: Nedu Izuegbunam.....472-2276
Assistant Director of Sport Psychology: Brianna Ward.....472-2276
Athletic Psychologist: Heather Kiefer.....472-2276
Clinic Case Managers: Carrie Junious, Brianna Rochford472-2276

NEBRASKA ATHLETIC PERFORMANCE LAB..... (402) 472-4224

NAPL Director: Matt Thome472-4224
Assistant Director - NAPL: Andrew Stuart.....472-4224
Research Assistant Professor: Jessica Calvi472-4224
Senior Research Associate: Ryan Hasenkamp.....472-4224
Senior Applied Sports Scientist: R.J. Pietig472-2791
Senior Performance Analyst: Brad Smith472-4224

COMMUNICATIONS..... (402) 472-2263

Associate A.D./Communications: Keith Mann (Football)472-2263
Women's Basketball Communications Contact: Jeff Griesch472-7775
Senior Associate Director of Communications: Shamus McKnight (Men's Basketball)472-2263
Associate Director of Communications: Matt Smith (Football/Softball).....472-2263
Associate Director of Communications: Nate Pohlen (Volleyball).....472-2263
Assistant Director of Communications: Jared Meister (Baseball).....472-2263
Communications Interns: Maddie Peterson, Meghan Straub.....472-2263

ATHLETIC DEPARTMENT DIRECTORY

Director of Athletic Photography: Scott Bruhn472-2263
Administrative Associate: Vicki Capazo472-2263

HUSKERVISION (402) 472-4645

Assistant A.D./HuskerVision: Kirk Hartman472-4645
Executive Director: Alex Wood472-5989
LED Systems Manager: Kevin Raguse (BTN Student U)472-4645
Creative Content Director: Andrew Constans472-4645
Chief Engineer: Scott Guthrie472-4645
Broadcast/Systems Engineer: Garrett Hill472-2368
Assistant Producers: Melanie Gentrup (Live Events); Tyler Rice (Creative Content)472-4645

MARKETING & FAN EXPERIENCE (402) 472-0775

Senior Associate A.D./Marketing & Multimedia: Brandon Meier472-0775
Assistant A.D./Marketing & Fan Experience: Alex Harris (Men's Basketball)472-0775
Director of Marketing & Fan Experience: Bailey Schlotfeld472-4644
Assistant Director of Marketing & Fan Experience: Kyle Webber (Women's Basketball)472-9420
Assistant Director of Marketing & Fan Experience: Katie Coil472-0775
Assistant Director of Community & Charitable Relations: Kate Dean472-2445

LICENSING & BRANDING (402) 472-0775

Director of Licensing & Branding: Lonna Henrichs472-0775

SPIRIT SQUAD (402) 472-0846

Spirit Squad Head Coach: Erynn Butzke472-0846
Assistant Spirit Squad Coach: Nikki Kimura472-0846

CREATIVE & EMERGING MEDIA (402) 472-0342

Director of Creative & Emerging Media: Nick Burkhardt472-0342
Associate Director of Creative & Emerging Media: Alex Rehurek, Collin Smith472-0342
Assistant Director of Creative & Emerging Media: Riley Milhon472-0342
Creative Media Specialists: Hailey Haar, Izzy Pineda, Sam Rice472-0342
Assistant Creative Media Specialists: Sonja Duval472-0342

HUSKERS RADIO NETWORK (402) 472-0751

Senior Announcer/Host/Producer: Greg Sharpe472-0751
Announcer/Host/Producer: Jessica Coody472-0751
Director of Broadcast Operations: Russ Brown472-0751
Radio Producer: Cole Hartman472-0751

FACILITIES & EVENTS (402) 472-1000

Senior Associate A.D.: Brent Meyer472-1000
Associate A.D./Event Management & Operations: Matt Davidson472-1000
Associate A.D./Facilities: Eric Haynes472-4641
Director of Championships & Security Operations: Derek Bond (Women's Basketball)472-1000
Director of Event Management: Tim Henrichs472-1000
Director of Athletic Facilities (Devaney Center): Randy Gobel472-1000
Assistant Director of Event Management: Payton Buckmaster472-1000
Event Operations Manager: Hank Neal472-1000
Lost & Found:472-1003

HUSKERS ATHLETIC FUND (402) 472-3111

Associate A.D./Leadership Gifts & Capital Projects: Tyler Kai472-3111
Assistant A.D./Annual Giving/N Club: Mattie Fowler Burkhardt472-3111
Assistant A.D./Internal Operations: Derek Freeman472-3111
Assistant A.D./Leadership Giving & Football Relations: Brendan Stai472-3111
Director of Development: Ian Ousley472-3111
Director of Donor Events & Stewardship: Samantha Rehurek472-3111
Assistant Directors: Kyle Bollig (Leadership Gifts), Katie Glover (Annual Giving)472-3111
Premium Seating & Hospitality: Larisa Brockman (Director), Lydia Granahan (Assistant)472-3111
Development & Ticketing Services Manager: Jenni Puchalla472-3111

TICKET OFFICE (402) 472-3111 OR 1-800-8-BIG-RED

Assistant A.D./Ticketing: Holly Adam472-3111
Director of Ticketing Intelligence Operations: Angela Christ-Zemunski472-3111
Director of Ticketing: Brittany Gruntorad (Women's Basketball)472-3111
Director of Ticketing Operations: Kristi Reetz472-3111
Associate Ticketing Manager: Karen Williamson Conway472-3111
Assistant Ticketing Managers: Christopher Marullo, Jack Yelden472-3111

NAME, IMAGE & LIKENESS (NIL) (402) 472-4606

Assistant A.D./NIL Strategy & Governance: Jonathan Bateman472-4606

COMPLIANCE (402) 472-2042

Executive Associate A.D./Compliance: Jamie Vaughn472-2042
Associate Directors of Compliance: Kalyn Byers, Jena Johnson, Patricia Peterson472-2042
Assistant Director of Compliance: Patrick Kelly472-2042
Compliance Coordinator: Brian Garand472-2042

COMPUTING SERVICES (402) 472-4600

Director of Information Technology: Dan Floyd472-4600
IT Help Desk Manager: Brett Hansen472-0913
Computer Specialists: Dominique Channita, Jim Kimes472-2368
Wireless Network Technician/Venue Technology Specialist: Ryan Wells472-1275

EQUIPMENT MANAGEMENT (402) 472-2274

Assistant A.D./Equipment Operations: Jay Terry472-2274
Equipment Managers: Erin Smith (WBB), Pat Norris (MBB)472-1416
Bryan Harrod, Kyle Kotrous, Ryan Yetts472-2274

DEPARTMENT ADDRESSES

Athletic Director

One Memorial Stadium
P.O. Box 880120
Lincoln, NE 68588-0120
e-mail: lchamberlin@huskers.com

Women's Basketball Office

1600 Court Street
Room 222
P.O. Box 880613
Lincoln, NE 68588-0613
e-mail: Women'sBasketball@huskers.com

Academic Programs & Student Services

One Memorial Stadium
P.O. Box 880219
Lincoln, NE 68588-0219
e-mail: shastings@huskers.com

Athletic Compliance Office

One Memorial Stadium
P.O. Box 880219
Lincoln, NE 68588-0219
e-mail: jvaughn@huskers.com

Athletic Development & Ticket Office

Stadium Drive Parking Garage
Suite E
P.O. Box 82848
Lincoln, NE 68501
e-mail: hadam@huskers.com

Athletic Performance

One Memorial Stadium
P.O. Box 880217
Lincoln, NE 68588-0217

Communications Office

One Memorial Stadium
P.O. Box 880123
Lincoln, NE 68588-0123
e-mail: jgriesch@huskers.com

Huskies Shop

Pinnacle Bank Arena
400 Pinnacle Arena Drive
Lincoln, NE 68508
(402) 904-5700

HuskerVision

One Memorial Stadium
P.O. Box 880240
Lincoln, NE 68588-0240
e-mail: djones@huskers.com

Marketing & Fan Experience

One Memorial Stadium
P.O. Box 880153
Lincoln, NE 68588-0153
e-mail: kprchlik@huskers.com

Playfly Huskers Radio Network

One Memorial Stadium
800 Stadium Drive
Lincoln, NE 68508
Phone: (402) 472-2385
e-mail: jrathe@huskers.com

FACILITIES USE RESTRICTIONS

The University of Nebraska-Lincoln has an interest in protecting its facilities, property and reputation associated with its intercollegiate sports. Therefore, no person shall be permitted to access or use the arenas, facilities and other University of Nebraska intercollegiate athletic venues without first securing the permission of the Athletic Director or his/her designee. The only exception is an individual who records an image (e.g. photograph, videotape) for his/her non-commercial personal use. In no case shall any person be permitted to use these venues for the purposes of promoting the sale or manufacture of alcohol or tobacco or the promotion of any venture associated directly or indirectly with legal or illegal gaming or gambling.



JEFF GRIESCH

Women's Basketball Communications Contact 26th Season Nebraska (1996)

Jeff Griesch (pronounced GREESH) has served as the women's basketball media contact at Nebraska since 1998, and has been the director of operations in the Athletic Communications Office since 2004. He also serves as the media contact for Nebraska men's and women's golf, and serves as the senior editor for Nebraska's publications.

Griesch is responsible for hiring and supervising students and interns, while supervising sport contacts for men's and women's gymnastics and swimming and diving.

In addition to his duties in the Communications Office, Griesch enters his 26th season as a radio color commentator for Nebraska women's basketball in 2023-24. He also spent 11 seasons as the host of the Nebraska Women's Basketball TV Show.

Griesch spent six years as an assistant director and two years as a graduate intern in the Communications Office, after starting as a student in the communications field in October of 1995.

In 2007-08, Griesch's Nebraska women's basketball media guide was voted the third-best guide in the nation by the College Sports Communicators (formerly CoSIDA).

His women's golf guide also finished third in the national contest, the highest rankings in history for

both of those publications. His 2003-04 women's basketball guide was voted "Best in the District" and 11th in the nation, after finishing 12th and winning "Best in the District" honors in 2001-02. From 2000 through 2010, Nebraska's publications earned more than 180 national publication awards from CSC.

Griesch's 1997-98 wrestling guide was voted "Best in the Nation" by Amateur Wrestling News and finished second in the CSC publications contest. The Nebraska women's soccer guide finished in the top 10 four straight seasons, including a third-place finish in 2000.

Griesch earned a bachelor's of journalism degree in news-editorial from Nebraska in 1996. He was the first two-time recipient of the CSC/Wylie Smith Postgraduate Scholarship and was the chairman of the CSC Scholarships Committee from 2016 to 2018. He was a Regents Scholar as an undergraduate and graduate student at the University of Nebraska.

Griesch and his wife, Emily, are originally from Wayne, Neb., and have four children, Hollan (21, junior at UNL), Jackson (19, freshman at UNL), Brennan (15, freshman at Lincoln East) and Isaac (10).

CREDENTIALS

- Nebraska Senior Associate Director Communications/Operations
- Nebraska Women's Basketball Contact (1998-Present)
- Husker Sports Network Women's Basketball Analyst (1998-Present)

MEDIA SERVICES & INFORMATION



Keith Mann
Associate A.D./
Communications



Shamus McKnight
Senior Associate
Communications Director



Matt Smith
Associate
Communications Director



Nate Pohlen
Associate
Communications Director



Jared Meister
Assistant
Communications Director



Scott Bruhn
Director of
Photography



Vicki Capazo
Administrative
Associate



Maddie Peterson
Communications
Intern



Meghan Straub
Communications
Intern

NEBRASKA COMMUNICATIONS

In addition to Communications Director of Operations Jeff Griesch, other members of the Nebraska Communications Office are available to help media representatives with their coverage of the Husker women's basketball program.

Associate Athletic Director for Communications Keith Mann (football) and Senior Associate Communications Director Shamus McKnight (men's basketball), Associate Directors Matt Smith (football, softball) and Nate Pohlen (volleyball), Assistant Director Jared Meister (baseball) and interns Maddie Peterson (track and field/cross country) and Meghan Straub (soccer, wrestling) are other full-time staff members of the Communications Office, along with Administrative Associate Vicki Capazo. Director of Photography Scott Bruhn also provides full-time support to all of Nebraska's athletic teams.

Students Jayven Brandt, Bri Breazier, Lauren Karlin, Johnny Liesveld, Maddie Lind, Maddie Peterson, Maddie Reisbig, Emily Stoner, Paige Trutna and student photographers Averie Frye, Dillon Galloway, Taryn Hamill, Joscelyn Hynes, Chloe Liebentritt, Lauren Penington, Hannah Preissler, Hamilton Reinbold, Hayden Rooney, Sammy Smith and Anna Van Brocklin will all provide support of the Husker basketball programs in 2023-24.

BIG TEN CONFERENCE MEDIA

Associate Director of Communications David Howell coordinates women's basketball information and statistics for the Big Ten Conference in Rosemont, Ill. Howell compiles weekly statistical information for the conference, along with coordinating Big Ten Conference Player-of-the-Week honors and helping promote the accomplishments of Big Ten teams, players and coaches. Howell also plays a crucial role in the planning and continuing development of Big Ten Basketball Media Days (Oct. 9-10, 2023) and is responsible for directing media services at the 2024 Big Ten Women's Basketball Tournament at the Target Center in Minneapolis, March 6-10.

For information on the Big Ten Women's Basketball Tournament or Big Ten women's basketball, please call (847) 737-8686 (ext. 137) or e-mail dhowell@bigten.org.

HUSKERS.COM

For the most complete coverage of Nebraska women's basketball, visit Huskers.com, the official site of University of Nebraska Athletics. In addition to results, statistics and game stories, you can find photos, player and coach biographies, schedule and roster information and daily news on the Husker women's basketball program.

Huskers.com includes similar information on all of Nebraska's 24 varsity sports, along with general athletic department information. The site also features free audio broadcasts of football, men's and women's basketball, volleyball, baseball, softball and soccer, along with Sports Nightly, which airs Monday-Friday, 6-8 p.m. central time. All of Nebraska's radio broadcasts are produced by the Huskers Radio Network. Home games broadcast live on the Huskers Radio Network are simulcast on Huskers.com, which include live game stats.

BIG TEN NETWORK & BIG+

Husker fans can follow Nebraska women's basketball across Big Ten Network platforms throughout the 2023-24 season. BTN, the FOX family of networks, Peacock, NBC and CBS will televise Husker women's basketball games throughout the season. In addition, every game in the first four rounds of the Big Ten Tournament will be televised by Peacock (First Round), BTN (Round 2-Semifinals), before the championship game is carried by CBS.

All of Nebraska's non-conference games and non-televised Big Ten games will be streamed live for subscribers of BIG+ or Peacock.

MEDIA SERVICES & INFORMATION

The 2023-24 Nebraska Women's Basketball Guide is designed to assist the media in its coverage of Husker women's basketball. Additional information, including releases, photographs and videotapes are available through the Nebraska Communications Office at (402) 472-2263. Please take a moment to review the following policies and services, which are intended to assist you in your coverage of Nebraska women's basketball.

Media Credentials:

All requests for press, broadcast, photo and parking credentials for Nebraska women's basketball home games should be directed to Vicki Capazo, Nebraska Communications Office Administrative Associate, One Memorial Stadium, 800 Stadium Drive, Lincoln, NE, 68588-0123. Requests must be made in writing on appropriate letterhead at least one week before the game. Email requests to Vicki Capazo (vcapazo@huskers.com).

As a general rule, working space is allocated on the following basis: (1) daily newspaper and wire-service writers covering for next-day publication; (2) radio and television personnel for broadcast origination; (3) sports editors of Nebraska daily newspapers; (4) official school student daily newspaper, one seat only; (5) approved special coverage; (6) press and TV working photographers.

Generally, weekly representatives, Internet news services and non-originating radio representatives cannot be accommodated because of space limitations.

MEDIA PARKING & WILL CALL

Media passes that are not mailed may be picked up at the Will-Call window at the upper North Entrance of Pinnacle Bank Arena. Media Will-Call opens 60 minutes before tip-off. Photo identification is required for credentials or tickets.

Parking for the media is located in the Festival Lot across the walking bridge between Hawks Field at Haymarket Park and Pinnacle Bank Arena (no passes required). Credentialed media can enter through the upper North Entrance at Pinnacle Bank Arena.

PINNACLE BANK ARENA DIRECTIONS

Pinnacle Bank Arena (address: 400 Pinnacle Arena Drive) is located at the Northwest end of the Haymarket District in downtown Lincoln.

From Lincoln Municipal Airport: Turn right on Northwest 12th Street as you drive out of the airport. Northwest 12th Street becomes Cornhusker Highway, which intersects with I-180. Turn south (right) onto I-180 until it becomes 9th Street. Turn right onto R Street. Pinnacle Bank Arena is north of 9th Street on Canopy Street.



From Omaha's Eppley Airfield: Follow the signs to downtown Omaha and I-480. Take I-480 West to I-80, then take I-80 West approximately 60 miles to I-180. Turn south (right) onto I-180 until it becomes 9th Street. Turn right onto R Street. Pinnacle Bank Arena is north of 9th and Canopy streets.

MEDIA SERVICES

Pregame notes, game-day information and media guides will be provided for each game. Play-by-play and final statistics will be distributed. Starting approximately 60 minutes before tipoff, a light meal will be served in the Media Work Room (C-151), located on the lower concourse off the north end of the playing court at Pinnacle Bank Arena.

PRESS ROW LOCATIONS

Press row for writers and non-originating radio networks is located in section 121 (northwest corner), just below the main concourse. The visiting radio network is located across from the scorer's table, along with the Huskers Radio Network spot and live television tables. The camera deck is located above sections 116 and 117. Television crews broadcasting live may shoot from either floor level (northeast or southwest baselines) or the camera deck, but they may not occupy space in the upper-level video area. The postgame press conference room is located off the northeast corner of the playing court.

RADIO/TELEVISION BROADCAST SPACE

Requests for live radio and television broadcast space and credentials should be made to Vicki Capazo, Communications Office, P.O. Box 880123, University of Nebraska, Lincoln, NE, 68588-0123, telephone (402) 472-2263. If statisticians are needed, please contact the Communications Office at least three days in advance.

POSTGAME INTERVIEWS

The Nebraska postgame locker room is closed to the media both home and away. For home games, NU's postgame news conference will be held in the Postgame Interview Room (C-145) off the northeast corner of the court following a brief cooling-off period. The visiting team is housed in the visitor's locker room. If the opponent chooses to provide media zoom links, the information will be provided to media in attendance in advance.

On the road, after the mandatory cooling-off period, Coach Amy Williams will be available to media. Nebraska players will also be available as time permits. During the season, Williams will do her postgame radio show after the game (before or after she meets with the team) in the locker room.

INTERVIEW POLICIES/AVAILABILITY

All requests for interviews with Coach Amy Williams and Nebraska players should be directed to Jeff Griesch by text/phone at (402) 549-0279 or email at jgriesch@huskers.com - at least one day in advance. Nebraska practices and shoot-arounds are closed to the public and media, but interviews at the Hendricks Training Complex and Pinnacle Bank Arena can be arranged around practice through Griesch. It is preferred that interviews be conducted before, rather than after practice.

BIG TEN MEDIA

The Big Ten Conference will host a combined men's and women's basketball media days at the Target Center in Minneapolis, Oct. 9-10, 2023. The innovative media gathering includes 12 hours of live, on-air coverage from the Big Ten Network, along with interviews by FOX, CBS, ESPN, NBC and SIRIUS XM. The coordinator of women's basketball media relations at the Big Ten Conference is David Howell (dhowell@bigten.org).

MEDIA SERVICES & INFORMATION

BROADCAST RIGHTS

The University of Nebraska-Lincoln and the Playfly Huskers Radio Network own exclusive radio broadcast rights to all of the University of Nebraska women's basketball games. Other than the Huskers Radio Network and the University of Nebraska student station (KRNU), the only stations or networks that will be allowed to broadcast Nebraska games from the Pinnacle Bank Arena are those that have rights to broadcast games played by the opposing team. All radio stations and networks broadcasting from the Pinnacle Bank Arena must be approved by the University and are subject to a rights fee. Any representative of a radio station or network that has not purchased such rights shall not air live game action or description of any game while it is in progress, nor shall such representatives air tape-recorded or live commentary of Nebraska coaches or players for one hour before or after a game. Only stations that have purchased broadcast rights may install telephones on press row, or use telephones on press row for reporting on games. By accepting media credentials, representatives of stations and networks that have not purchased broadcast rights signify their agreement to the above stipulations.

Any media member wishing to place a telephone on press row should contact Joe Mack, Pinnacle Bank Arena by email at jmack@smglincoln.com or by calling (402) 904-5660. He can also be reached by fax at (402) 904-5922. Please contact Mack at least two weeks before the game.

BROADCAST TELEPHONE LINES

Media are welcome to have their own telephone lines installed on press row and may do so by contacting Pinnacle Bank Arena's Joe Mack at jmack@smglincoln.com or by calling (402) 904-5660. He can also be reached by fax at (402) 904-5922.

HUSKERS RADIO NETWORK 2023-24 RADIO STATIONS

Ainsworth*	KBRB-1400 AM
Alliance*	KCOW-1400 AM
Beatrice*	KWBE-1450 AM
Broken Bow*	KBBN-95.3 FM
Chadron*	KCSR-610 AM
Columbus*	KJSK-900 AM/KLIR-93.5 FM
Cozad*	KAMI-1580 AM
Fairbury*	KGMT-1310 AM/KUTT-99.5 FM
Falls City*	KTNC-1230 AM
Fremont*	KFMT-105.5 FM
Grand Island*	KRGI-1430 AM/KRGY-97.3 FM
Hastings*	KHAS 1230 AM/KLIQ-94.5 FM
Holdrege*	KUVR-1380 AM/KMTY-97.7 FM
Huskers.com	Husker App
Imperial*	KADL-102.9 FM
Kearney*	KGFW-1340 AM/KQKY-105.9 FM
Lexington*	KRVN-880 AM
Lincoln	KBBK-107.3 FM/KLIN-1400 AM
McCook*	KSWN-93.9 FM/KZMC-102.1 FM
North Platte*	KODY-1240 AM
Nebraska City*	KNCY-1600 AM/KBIE-103.1 FM
Omaha	KXSP 590 AM/KKCD 105.9 FM
Scottsbluff*	KNEB-960 AM/94.1 FM
Sidney*	KSID-1340 AM/98.7 FM
Superior*	KRFS-1600 AM/103.9 FM
Valentine*	KVSH-940 AM
West Point*	KTIC-840 AM/98.3 FM
York*	KAWL-1370 AM

*stations will carry select games based on the station's programming conflicts. All games can be heard for free world-wide on Huskers.com.



Matt Coatney (right) and Jeff Griesch team up for their 23rd full season on the call together for Nebraska women's basketball on the Huskers Radio Network in 2023-24.

The Huskers Radio Network installs phone lines for visiting official broadcasters or teams and charges a fee for the use of those lines for non-conference games (Big Ten official stations receive the use of the lines free of charge as part of a cooperative).

PRO SCOUTING PASSES

Per Big Ten Conference rules, the University of Nebraska provides press row access or media credentials for scouts of professional basketball teams based on availability. If no space is available, scouts may arrange through the Communications Office (402) 472-2263 to purchase tickets for Nebraska home games. The tickets may be picked up at the Will Call window.

COMMUNICATIONS

The University of Nebraska Communications Office is located at One Memorial Stadium, on the third floor of the Tom and Nancy Osborne Athletic Complex. Memorial Stadium is approximately one mile from Pinnacle Bank Arena.

HUSKERS.COM

A simulcast of all Nebraska women's basketball games on the Huskers Radio Network will be broadcast live and free of charge on Huskers.com.

In addition to the play-by-play radio broadcast, real-time statistics, complete results, releases, and team information can be obtained on the official site of the Nebraska Athletic Department, Huskers.com.

PLAYFLY HUSKERS RADIO NETWORK

The Playfly Huskers Radio Network was established Oct. 1, 2022, and is headquartered in the production studio on Memorial Stadium's East side. Playfly became Nebraska's exclusive multimedia rights holder, signing a 15-year agreement.

Nebraska's partnership with Playfly leverages the company's multimedia rights expertise and taps into its expansive suite of marketing and media solutions to further grow the Huskers brand regionally, nationally and globally. Together, Nebraska and Playfly work to maximize traditional MMR assets, such as in-venue signage and broadcast feature elements, in addition to leveraging Playfly's full capabilities to enhance Nebraska's digital footprint

and fan experience. General manager Jason Rathe and his staff oversee all sales and sponsorship fulfillment for the Playfly Huskers Radio Network.

Playfly handles the broadcast efforts for Husker football, volleyball, men's and women's basketball, baseball and softball. In addition, the Huskers Radio Network produces Sports Nightly and podcasts. Sports Nightly airs Monday-Friday (6-8 p.m., CT) year-round across the network. During football season, Sports Nightly features a weekly football radio show on Tuesday evenings with Coach Rhule and Husker assistant coaches.

In the state of Nebraska, KXSP AM 590 ESPN (590 AM) and KEZO Z-92 (92.3 FM) serve as Omaha affiliates. KXSP-AM's strong signal reaches a good portion of the Midwest day and night, including parts of Iowa, Minnesota, Missouri and Kansas. KBBK (B107.3 FM) and KLIN (1400 AM) serve as the Lincoln affiliates for women's basketball with 98.1 FM also carrying the football broadcast. KRVN (880 AM) is a powerful central Nebraska affiliate that reaches around the state. In addition, the network has several dozen locally based affiliates across Nebraska. All broadcasts are streamed live for free on Huskers.com and the Huskers mobile app.

The on-air talent for Nebraska women's basketball is Matt Coatney, a veteran sportscaster who enters his 23rd full season as the play-by-play voice of the Huskers. He also serves as the host of Nebraska football's Big Red Reaction. Jeff Griesch will provide women's basketball color commentary for the 26th season. Coach Amy Williams will also appear on a weekly radio show on the Huskers Radio Network beginning with shows in November and December before airing weekly during the Big Ten season.

Other featured Huskers Radio Network broadcast team members include Greg Sharpe (Football, Baseball, Sports Nightly), Jessica Coody (Football, Sports Nightly, Podcasts), Damon Benning (Football), Ben McLaughlin (Football, Baseball), John Baylor and Lauren Cook (Volleyball), Kent Pavelka and Jake Muhleisen (Men's Basketball), Nate Rohr and Mattie Fowler Burkhardt (Softball). Director of Broadcast Operations Russ Brown and Producer Cole Hartman oversee studio operations and logistics for the network.

COMPLIANCE GUIDELINES FOR BOOSTERS

The University of Nebraska Athletic Department takes great pride in abiding by the National Collegiate Athletic Association (NCAA) and the Big Ten Conference rules and guidelines that govern Division I competition. For the benefit of the many alumni, fans and booster club members who are so active in supporting and assisting the Huskers throughout the year, we would like to remind everyone of a few definitions and rules that apply to all athletic representatives and boosters.

NCAA PRINCIPLES

Institutional Control

It is the responsibility of the University of Nebraska to control its intercollegiate athletic program in compliance with the rules and regulations of the NCAA.

Responsibility

The University of Nebraska's responsibility for the conduct of its program includes responsibility for the actions of its staff members and for the actions of any other individual, booster or organization engaged in activities promoting the athletic interests of the institution.

Compliance

The University of Nebraska must monitor its program to assure compliance and to identify and report to the NCAA instances in which compliance has not been achieved. An institution found to have violated NCAA rules is subject to disciplinary and corrective actions as determined by the NCAA.

Questions and Answers for Fans, Boosters, Alumni and Representatives of Athletic Interests

DEFINITIONS

Q: What is a booster?

A: Someone who belongs to a University of Nebraska athletic booster club; promotes or makes financial donations to the athletic department or a specific Husker team; assists in the recruitment of prospective student-athletes; employs, gives benefits to, or provides services to a student-athlete, a prospective student-athlete or the relative/friends of either.

REPRESENTATIVE OF ATHLETIC INTEREST (I.E., BOOSTERS), NCAA BYLAW 13

Q: Who is a Prospective Student-Athlete?

A: A prospective student-athlete is a student who has started classes for the ninth grade or above, including students in prep schools and junior colleges as well as students who have officially withdrawn from a four-year institution and plan to transfer to another institution. In addition, a student who has not started classes for the ninth grade becomes a prospective student-athlete if the institution or a Nebraska booster provides the individual or the individual's relatives or friends with any financial assistance or benefits that the institution does not provide to prospective students in general. A good rule of thumb is to treat ALL STUDENTS as prospects.

Q: Who is a Student-Athlete?

A: A student-athlete is a student whose enrollment was solicited by a member of the Nebraska athletic staff or other representative of athletic interests with a view toward the student's ultimate participation in the intercollegiate athletic program.

Q: What is Contact?

A: Contact is ANY face-to-face encounter between a prospect, or the prospect's parent or legal

guardian, and a Nebraska staff member or athletic representative during which any dialogue occurs.

Q: What is Recruiting?

A: Recruiting is any solicitation of a prospect or a prospect's family member (or guardian) by an institutional staff member or by athletic representative of the institution, for the purpose of securing the prospect's enrollment and ultimate participation in Nebraska's intercollegiate athletic program.

GUIDELINES

Q: Who is a Booster?

A: Someone who belongs to a University of Nebraska athletic booster club; promotes or makes financial donations to the athletic department or a specific Husker team; assists in the recruitment of prospective student-athletes; employs, gives benefits to, or provides services to a student-athlete, a prospective student-athlete or the relative/friends of either.

REPRESENTATIVE OF ATHLETIC INTERESTS (I.E., BOOSTERS), NCAA BYLAW 13

Q: What constitutes impermissible contact by a Booster?

A: Phone calls to prospects (9th to 12th grade) and their relatives placed for recruiting purposes (questions about the athletic program at Nebraska must be directed to the coach); writing, paging, text messages or instant messages to a prospect to encourage Nebraska attendance; contact with a prospect at a high school or club contest; contact with a prospect or his/her coach, principal, or counselor to evaluate the prospect; visiting the prospect's educational institution to pick up videotape or transcripts for evaluation purposes; contacting a prospect to congratulate him/her for signing a National Letter of Intent to attend Nebraska; giving anything of value to a prospect to induce him/her to attend Nebraska; contact of any kind while the prospect is on the Nebraska campus for an official or unofficial visit.

RECRUITING CONTACTS, NCAA BYLAW 13

Q: What are the rules of employment for a student-athlete?

A: A student-athlete may be employed during the academic year or summer vacation period; receive compensation equal to the going rate for similar services in the locale; receive compensation only for work performed; accept employment from more than one employer and earn unlimited income; receive benefits provided to all other employees; teach sport-related individual skill instruction or fee-for-lesson sessions. A student-athlete may not conduct personal sport camps or promote, market, advertise or endorse a commercial business or product.

Only benefits that are authorized by NCAA legislation shall be provided to and accepted by a student-athlete. It is not permissible for a student-athlete to receive a benefit that is the result of a



"special" arrangement by an institutional employee, booster, employer or fan.

EMPLOYMENT, NCAA BYLAW 12

Q: What are non-permissible benefits?

A: Free or reduced-fee housing/rent including the use of vacation or seasonal homes; free or reduced-fee meals; loans or cash advances in pay or salary; tuition costs or school supply expenses; gifts or presents of any type regardless of the occasion or purpose; use of telephone for long distance or use of telephone cards and cell phones; free use of any motor vehicle, boat or recreational vehicle; free use of services (i.e., automobile repair, hair care, laundry, copying, faxing, etc.); free or reduced-fee memberships at golf courses, health clubs, etc. (This list is not exhaustive. Only benefits authorized by NCAA legislation shall be provided to and accepted by a student-athlete. It is not permissible for a student-athlete to receive a benefit that is the result of a "special" arrangement by an institutional employee, booster, employer or fan).

BENEFITS AND PREFERENTIAL TREATMENT, NCAA BYLAW 16

Q: What types of promotional activities may the student-athlete be permitted to participate?

A: Charitable, educational or non-profit promotions and events with requested approval from the Athletic Compliance Office prior to the event.

Q: What types of promotional activities are not permissible?

A: Any fundraising activity that supports a high school organization or group that assists prospective-aged students; use of his/her name or picture; or appear to promote or market a commercial business or product.

PROMOTIONAL ACTIVITIES, NCAA BYLAW 12

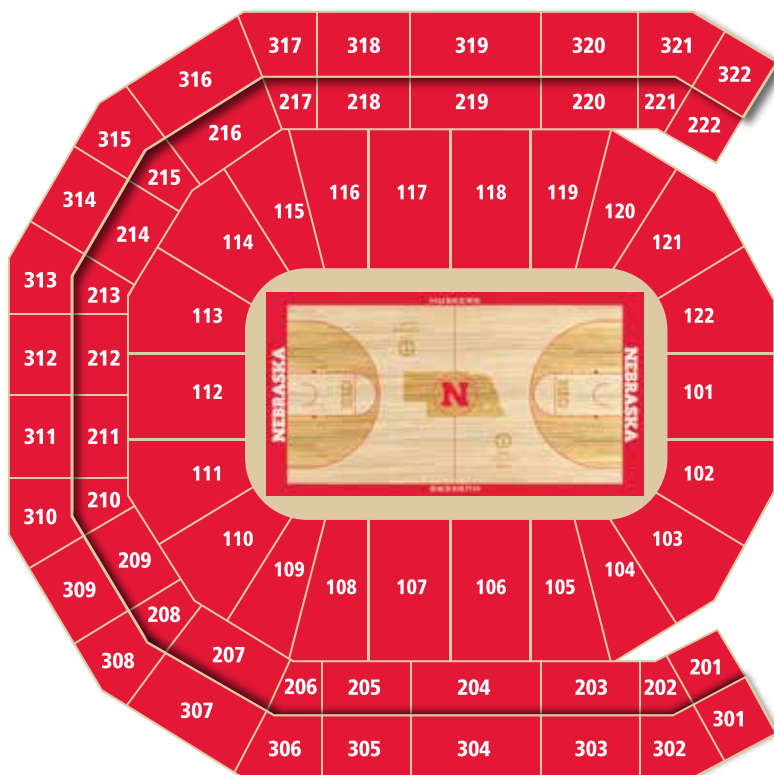
For further information regarding NCAA Guidelines for Athletic Representatives, please contact the athletic compliance office at (402) 472-2042 or 1-(800) 927-7220. Inquiries may also be mailed to: Athletic Compliance Office, One Memorial Stadium, P.O. Box 880219, Lincoln, NE, 68588-0219. Questions can also be faxed to (402) 472-4609 or e-mailed to compliance@huskers.com.

2023-24 NEBRASKA SCHEDULE

Date	Day	Opponent	Site	Time (CT)
Oct. 29	Sunday	Dakota Wesleyan (exhibition) [B1G+]	Pinnacle Bank Arena	Noon
Nov. 6	Monday	Northwestern State (Life Skills Pep Rally) [B1G+]	Pinnacle Bank Arena	Noon
Nov. 10	Friday	at Wyoming [MW]	Laramie, Wyo.	7:30 p.m.
Nov. 14	Tuesday	Alcorn State [B1G+]	Pinnacle Bank Arena	7 p.m.
Nov. 19	Sunday	Creighton [BTN]	Pinnacle Bank Arena	1 p.m.
Nov. 24-25	Friday-Saturday	St. Pete Showcase	St. Petersburg, Fla.	2:30 p.m.
Nov. 23	Thursday	vs. Lamar [FloHoops]	St. Petersburg, Fla.	Noon
Nov. 25	Saturday	vs. TCU [FloHoops]	St. Petersburg, Fla.	7 p.m.
Nov. 29	Wednesday	Florida Atlantic [B1G+]	Pinnacle Bank Arena	2 p.m.
Dec. 2	Saturday	Georgia Tech [B1G+]	Pinnacle Bank Arena	7 p.m.
Dec. 5	Tuesday	UNC Wilmington [B1G+]	Pinnacle Bank Arena	1 p.m.
Dec. 9	Saturday	at Michigan State [BTN]	East Lansing, Mich.	2 p.m.
Dec. 17	Sunday	Southern [NPM/B1G+]	Pinnacle Bank Arena	6:30 p.m.
Dec. 20	Wednesday	at Kansas [ESPN+]	Lawrence, Kan.	1 p.m.
Dec. 31	Sunday	Maryland [BTN]	Pinnacle Bank Arena	8 p.m.
Jan. 4	Thursday	at Wisconsin [BTN]	Madison, Wis.	TBA
Jan. 7	Sunday	Indiana [BTN]	Pinnacle Bank Arena	7 p.m.
Jan. 11	Thursday	Illinois [BTN]	Pinnacle Bank Arena	2 p.m.
Jan. 14	Sunday	at Minnesota [B1G+]	Minneapolis, Minn.	7 p.m.
Jan. 17	Wednesday	Michigan [B1G+]	Pinnacle Bank Arena	2 p.m.
Jan. 21	Sunday	at Penn State [B1G+]	University Park, Pa.	Noon
Jan. 27	Saturday	at Iowa [BTN]	Iowa City, Iowa	1 p.m.
Jan. 31	Wednesday	Purdue [NPM World/B1G+]	Pinnacle Bank Arena	7 p.m.
Feb. 3	Saturday	Rutgers [NPM/B1G+]	Pinnacle Bank Arena	2 p.m.
Feb. 6	Tuesday	at Michigan [B1G+]	Ann Arbor, Mich.	6 p.m.
Feb. 11	Sunday	Iowa [FS1]	Pinnacle Bank Arena	Noon
Feb. 14	Wednesday	at Ohio State [Peacock]	Columbus, Ohio	6 p.m.
Feb. 17	Saturday	at Purdue [B1G+]	West Lafayette, Ind.	3 p.m.
Feb. 20	Tuesday	Northwestern [BTN]	Pinnacle Bank Arena	8 p.m.
Feb. 24	Saturday	Minnesota [B1G+]	Pinnacle Bank Arena	4 p.m.
March 3	Sunday	at Illinois [BTN or B1G+]	Urbana-Champaign, Ill.	TBA
March 6-10	Wed.-Sunday	at Big Ten Tournament	Minneapolis, Minn.	TBA
March 17	Sunday	NCAA Selection Show [ESPN]	TBA	TBA
March 20-21	Wed.-Thurs.	at NCAA First Four	Campus Sites	TBA
March 22-25	Friday-Monday	NCAA First & Second Rounds	16 Campus Sites	TBA
March 29-	Friday-Monday	at NCAA Regionals	Albany, N.Y.; Portland, Ore.	TBA
April 1				TBA
April 5	Friday	at NCAA Women's Final Four	Cleveland, Ohio	TBA
April 7	Sunday	at NCAA Championship [ABC]	Cleveland, Ohio	TBA

**Big Ten opponent. All times central and subject to change.*

Home games in bold at Pinnacle Bank Arena. Visit [Huskers.com](https://huskers.com) for schedule updates.



SCHEDULE NOTES

HUSKERS HUNT FOR BIG CROWDS TO WATCH BIG GAMES IN BIG TEN

The Nebraska women's basketball team returns for its 11th season at Pinnacle Bank Arena in the Haymarket District of downtown Lincoln.

Since the opening of Pinnacle Bank Arena on Nov. 8, 2013, the Huskers have averaged well over 5,000 fans per game at PBA. Overall, the Big Red have ranked among the top 25 teams in NCAA Division I women's basketball in average home attendance for 13 consecutive seasons.

Last season, Nebraska ranked 13th nationally in average home attendance with 5,761 fans per game, including a Pinnacle Bank Arena 14,289 fans against Iowa (Feb. 18, 2023).

BIG RED REGULAR SEASON TIPS WITH LIFE SKILLS SPORTSMANSHIP PEPPY RALLY BEFORE OPENER

Nebraska tips off its 2023-24 regular season against Northwestern State on Monday, Nov. 6 at Pinnacle Bank Arena. The game features a noon (CT) tip, which follows the Nebraska Life Skills Sportsmanship & Inclusion Pep Rally. Last season, more than 2,500 elementary and middle grades students from around the state of Nebraska experienced a field trip to Pinnacle Bank Arena for the return of the annual program promoting leadership and sportsmanship. The program will begin at 9:30 a.m. and feature current and former Husker student-athletes. The event is co-sponsored by Nebraska Athletics and the Nebraska High School Sports Hall of Fame.

BEST OF BIG TEN WOMEN'S HOOPS ON DISPLAY ALL SEASON AT PBA

Nebraska's 16-game regular-season home schedule will feature nine Big Ten contests, including six against teams that advanced to the 2023 NCAA Tournament. NCAA Elite Eight qualifier Maryland (Dec. 31) tips Nebraska's home Big Ten season, before defending conference regular-season champion Indiana (Jan. 7) travels to Lincoln ahead of NCAA qualifiers Illinois (Jan. 11), Michigan (Jan. 17), Purdue (Jan. 31) and NCAA runner-up Iowa (Feb. 11). The Big Red also plays host Rutgers (Feb. 3), Northwestern (Feb. 20) and Minnesota (Feb. 24) to complete the Big Ten home schedule.

JOIN US AT PINNACLE BANK ARENA

Nebraska provides one of the nation's best atmospheres for women's basketball. The Huskers have ranked in the top 25 nationally in average attendance every season at Pinnacle Bank Arena.

SEASON TICKETS

Reserved (17 games)	\$187
General Admission Adult	\$102
General Admission Youth/Senior	\$68

STARTING FIVE PACK

Any Five Games (\$13 per ticket)	\$65
----------------------------------	------

SINGLE-GAME TICKETS

Adult Reserved	\$16
General Admission Adult	\$11
General Admission Youth/Senior	\$6
Children 6 & Under (GA)	\$1
UNL Students (GA)	FreewithID

HUSKERS.COM/TICKETS
1-800-8-BIG-RED

2023-24 NEBRASKA ROSTER



The 2023-24 Nebraska Women's Basketball Team: Back row (from left): Jessica Petrie, Natalie Potts, Annika Stewart, Maggie Mendelson, Alexis Markowski, Kendall Coley, Kendall Moriarty. Front row (from left): Allison Weidner, Logan Nissley, Callin Hake, Darian White, Jaz Shelley, Maddie Krull.

NUMERICAL ROSTER

No.	Player	Yr.	Ht.	Pos.	Hometown (High School/Other School)
0	Darian White	Gr.	5-6	G	Boise, Idaho (Mountain View/Montana State)
1	Jaz Shelley**	Gr.	5-9	G	Moe, Australia (Berwick College/Oregon)
2	Logan Nissley	Fr.	6-0	G	Bismarck, N.D. (Bismarck Century)
3	Allison Weidner**	Jr.	5-10	G	Humphrey, Neb. (Humphrey St. Francis)
12	Jessica Petrie	Fr.	6-2	F	Gold Coast, Australia (Centre of Excellence)
14	Callin Hake*	So.	5-8	G	Victoria, Minn. (Chanhassen)
15	Kendall Moriarty**	Jr.	6-1	G	Wheaton, Ill. (Benet Academy)
21	Annika Stewart***	Sr.	6-3	F	Minneapolis, Minn. (Wayzata)
22	Natalie Potts	Fr.	6-2	F	O'Fallon, Mo. (Incarnate Word Academy)
32	Kendall Coley***	Jr.	6-2	F/G	Minneapolis, Minn. (St. Louis Park)
40	Alexis Markowski**	Jr.	6-3	C/F	Lincoln, Neb. (Lincoln Pius X)
42	Maddie Krull*	Gr.	5-9	G	Omaha, Neb. (Millard South/South Dakota)
44	Maggie Mendelson*	So.	6-5	F/C	Ogden, Utah (Fremont)

ALPHABETICAL ROSTER

Player	No.	Yr.	Ht.	Pos.	Hometown (High School/Other School)
Coley, Kendall***	32	Jr.	6-2	F/G	Minneapolis, Minn. (St. Louis Park)
Hake, Callin*	14	So.	5-8	G	Victoria, Minn. (Chanhassen)
Krull, Maddie*	42	Gr.	5-9	G	Omaha, Neb. (Millard South/South Dakota)
Markowski, Alexis**	40	Jr.	6-3	C/F	Lincoln, Neb. (Lincoln Pius X)
Mendelson, Maggie*	44	So.	6-5	F/C	Ogden, Utah (Fremont)
Moriarty, Kendall**	15	Jr.	6-1	G	Wheaton, Ill. (Benet Academy)
Nissley, Logan	2	Fr.	6-0	G	Bismarck, N.D. (Bismarck Century)
Petrie, Jessica	12	Fr.	6-2	F	Gold Coast, Australia (Centre of Excellence)
Potts, Natalie	22	Fr.	6-2	F	O'Fallon, Mo. (Incarnate Word Academy)
Shelley, Jaz**	1	Gr.	5-9	G	Moe, Australia (Berwick College/Oregon)
Stewart, Annika***	21	Sr.	6-3	F	Minneapolis, Minn. (Wayzata)
Weidner, Allison**	3	Jr.	5-10	G	Humphrey, Neb. (Humphrey St. Francis)
White, Darian	0	Gr.	5-6	G	Boise, Idaho (Mountain View/Montana State)

Position Legend: G--Guard; F--Forward; C--Center; *--denotes letter earned at Nebraska

NEBRASKA COACHING STAFF

Head Coach: Amy Williams (Nebraska, 1998)

Assistant Coaches: Julian Assibey (William Penn, 2005), Tandem Mays (Tulsa, 2007), Jessica Keller (Quincy, 2009)

Director of Basketball Operations: Amanda Hart (Dakota Wesleyan, 2014)

Video & Creative Content Coordinator: Eddie Praley (Guilford College, 2015)

Director of Player Personnel, Development & Influence: Jace Henderson (Montana, 2019)

Graduate Assistant Manager: Taylor Edwards (Montana State-Billings, 2019)

Strength & Conditioning Coach: Alex Jardine (Colorado, 2012)

Athletic Trainer: Ben Huver (Colorado Mesa, 2015)

PRONUNCIATION GUIDE

Julian Assibey	ah-SEE-bay
Kendall Coley	COAL-ee
Callin Hake	CAL-in HAKE
Jace Henderson	JASE
Ben Huver	HOOV-er
Alex Jardine	JAR-deen
Alexis Markowski	MAR-cow-skee
Maggie Mendelson	MEN-dull-son
Kendall Moriarty	MORE-ee-AR-tee
Logan Nissley	NISS-lee
Jessica Petrie	PEE-tree
Annika Stewart	AH-nick-uh
Allison Weidner	WIDE-ner

HUSKERS BY CLASS

Graduates (3): Maddie Krull, Jaz Shelley, Darian White

Senior (1): Annika Stewart

Juniors (4): Kendall Coley, Alexis Markowski, Kendall Moriarty, Allison Weidner

Sophomores (2): Callin Hake, Maggie Mendelson

Freshmen (3): Logan Nissley, Jessica Petrie, Natalie Potts

HUSKERS BY MAJOR

Graduate Majors

Child, Youth & Family Studies: Maddie Krull

Journalism & Mass Communications: Jaz Shelley

Youth Development (certificate): Darian White

Undergraduate Majors

Advertising & PR: Kendall Coley, Kendall Moriarty

Business Administration: Alexis Markowski, Natalie Potts

Child, Youth & Family Studies: Allison Weidner

Communication Studies: Jessica Petrie

Environmental Science: Maggie Mendelson

Management/Marketing: Callin Hake

Nutrition & Health Sciences: Annika Stewart

Sports Media & Communication: Kendall Moriarty

Undeclared: Logan Nissley

HUSKERS RELOAD FOR POSTSEASON RUN



Maddie Krull (42), Annika Stewart (21), Darian White (0) and Jaz Shelley (1) will provide leadership and experience for the Huskers in 2023-24. Shelley and White enter their fifth years of college basketball, while Krull and Stewart will play their fourth seasons.

After earning postseason eligibility for the fourth consecutive season in 2022-23, the Nebraska women's basketball is hungry for more entering the 2023-24 campaign.

Graduate Jaz Shelley enters her third season at Nebraska after capturing first-team All-Big Ten honors a year ago.

The 5-9 guard from Moe, Australia led Nebraska in scoring (14.5 ppg), assists (6.2 apg), steals (1.7 spg) and three-pointers per game last season, while adding 4.8 rebounds per contest.

Despite Shelley's impressive all-around season, the Huskers still came up a win or two short of a return trip to the NCAA Tournament.

Nebraska finished with an 18-15 overall record after advancing to the Super 16 in the Postseason WNIT. The Huskers managed an 8-10 Big Ten mark that included top-25 road wins at Maryland and Illinois.

Alexis Markowski added second-team All-Big Ten honors at center for the second straight season. The 6-3 junior from Lincoln, Neb., nearly averaged a double-double with 11.9 points and 9.8 rebounds per game.

Shelley and Markowski return as the anchors outside and inside for Nebraska at both ends of the court.

The Huskers will miss three-time honorable-mention all-conference forward Isabelle Bourne, who averaged 12.6 points and 6.7 rebounds per game last season. They will also miss four-year starter Sam Haiby, who joined Bourne as a three-time All-Big Ten honoree. Haiby averaged 10.8 points and 5.0 rebounds a year ago, but missed a good portion of the season while battling injuries.

During the offseason, the Huskers were

bolstered by the transfer of Darian White. The three-time first-team All-Big Sky guard produced 1,716 points, 612 rebounds, 449 assists and 260 steals in her four-year career at Montana State.

The 5-6 point guard is expected to add creativity and scoring ability at the rim, in the mid range and at the free throw line for the Huskers in her fifth season of college basketball. She should also help Nebraska turn up its defensive pressure.

While the Huskers hope the addition of White helps ease the loss of Haiby, the Big Red are also excited about the return of Allison Weidner to the backcourt.

Nebraska's fortunes were affected by a season-ending knee injury to Weidner in the fourth quarter of the Big Red's triple-overtime victory over Kansas on Dec. 21, 2022. Weidner averaged 10.2 points, 6.2 rebounds and 2.4 assists through Nebraska's first 13 games, despite playing just one minute in a win over Tarleton before suffering an eye injury. She also missed nearly the entire fourth quarter against Kansas.

In Nebraska's 90-67 win at No. 20 Maryland on Dec. 4, Weidner erupted for 13 points, 15 rebounds and five assists. In NU's 82-54 win over Wisconsin to improve to 2-0 in the Big Ten, Weidner added 13 points, five rebounds and seven assists.

Nebraska averaged nearly 4.0 more points per game with Weidner in the lineup than without her.

The Husker backcourt will be solidified even more by the return of Maddie Krull. The fourth-year collegian and second-year Husker averaged 6.1 points and 2.0 rebounds last year,

while stepping into a starting role following injuries to Weidner, Haiby and Trinity Brady. Krull, a 5-9 guard out of Millard South High School in Omaha, was a member of two NCAA Tournament teams as a starting guard at South Dakota.

The Huskers also return junior Kendall Moriarty and sophomore Callin Hake to add talented depth to Nebraska's guard rotation. Moriarty appeared in all 33 games last season with one start, averaging 16 minutes per contest. At 6-1, Moriarty's size and presence on defense provide Nebraska with versatility in the backcourt.

Hake played in 31 games with one start as a true freshman, and proved herself as a reliable three-point threat, knocking down 33 threes and hitting 33.7 percent of her attempts.

The Big Red also expect to go deeper in the backcourt with the addition of three-time North Dakota High School Player of the Year Logan Nissley. The 6-0 guard out of Bismarck Century is a dangerous threat from long range and could help Nebraska create more space offensively.

While Nebraska appears to have added depth and versatility in the backcourt, the Huskers will build around Markowski inside while focusing on versatility up front as well.

A two-time Lisa Leslie Award candidate, Markowski has averaged 12.2 points and 8.9 rebounds over 66 games in her first two seasons at Nebraska. She already ranks No. 8 in school history with 21 career double-doubles. Last season, she was the only Big Ten player to average a double-double in regular-season league action with 12.4 points and 10.2 boards

BIG RED READY TO CLIMB IN BIG TEN RANKS

per contest over 18 games. She finished with 15 double-doubles on the year, trailing only Iowa's Caitlin Clark among Big Ten players in that category.

Markowski also led the Big Ten with 322 total rebounds a year ago - the fifth-highest single-season total in Nebraska history.

Nebraska may look to a young Australian to help replace Bourne at the power forward spot alongside Markowski inside.

Jessica Petrie, a 6-2 freshman forward from Gold Coast has played progressively up the levels of the Australian National Program.

Petrie and fellow freshman Natalie Potts, a two-time Missouri High School Player of the Year, could provide immediate help inside along with experienced returners Annika Stewart, Kendall Coley and Maggie Mendelson.

Petrie played for the Australian U19 National Team at the FIBA World Cup in Spain in July of 2023, after competing for the U16, U17 and U18 teams at major international events in 2022.

She averaged 17.6 points, 9.1 rebounds and 3.0 assists for the Basketball Centre of Excellence in Australia's NBL1 in 2023.

Potts, a 6-2 forward from O'Fallon, Mo., totaled more than 2,000 points and 1,000 rebounds in her high school career, helping Incarnate Word Academy to three consecutive Class 6 state championships, a final No. 6 national ranking from MaxPreps and a 100-game winning streak.

Stewart has been a reliable contributor for Nebraska for three seasons. She has totaled 478 points and 229 rebounds over 86 games and has the ability to play roles as both a stretch four or a stretch five. The 6-3 post has knocked down 72 three-pointers in her career. Last season, she played in all 33 games with four starts for the Big Red.

For Nebraska to climb in the Big Ten standings after finishing eighth in 2022-23, the Huskers will have to perform at a high level against some of the nation's best teams.

Iowa returns national player of the year Caitlin Clark from a team that advanced to the NCAA title game after winning the Big Ten Tournament in 2023.

The Huskers took the Hawkeyes down to the wire in a four-point loss at Carver-Hawkeye Arena in Iowa City on Jan. 28.

Nebraska also split its 2022-23 season series with Maryland, before the Terrapins advanced to the 2023 NCAA Elite Eight.

The Big Red also stayed within single digits of another Big Ten NCAA Elite Eight team in Ohio State (Jan. 14), after battling Big Ten regular-season champion Indiana into overtime on the road in Bloomington (Jan. 1).

The Huskers knocked off NCAA-bound Purdue on the road in West Lafayette and split with NCAA-qualifier Illinois, including a 33-point road win in Champaign on Feb. 22.

Overall seven Big Ten teams advanced to the 2023 NCAA Tournament, while Nebraska represented the conference well in the WNIT.

Coach Amy Williams returns for her eighth season leading the Huskers

Nebraska, which made a successful trip to Greece in August, opens practice on Monday, Sept. 25, before celebrating Opening Night with Husker Hoops alongside the men's basketball program at Pinnacle Bank Arena on Friday, Sept. 29 at 7 p.m.

The Huskers will then travel to Big Ten Basketball Media Days in Minneapolis, Oct. 9-10, before hitting the court for an exhibition game against Dakota Wesleyan at Pinnacle Bank Arena on Sunday, Oct. 29 at Noon.

The Big Red tip off the season officially on Monday, Nov. 6, when the Huskers play host to Northwestern State. Tip time with the Lady Demons is set for noon, following Nebraska's annual Life Skills Sportsmanship Pep Rally at Pinnacle Bank Arena earlier that morning.

The Huskers hit the road for the first time when they journey to Laramie to take on Wyoming. Tip time with the Cowgirls is set for Friday, Nov. 10 at 7:30 p.m. (CT).

Nebraska returns home to take on Alcorn State (Nov. 14, 7 p.m.) and in-state rival Creighton (Nov. 19).

The Big Red heads to Florida for the St. Pete Showcase (Nov. 23-25) to battle Lamar and TCU, before opening a three-game non-conference home stand with Florida Atlantic (Nov. 29). The Huskers clash with Georgia Tech (Dec. 2) at Pinnacle Bank Arena, before squaring off with UNC Wilmington (Dec. 5).

Nebraska opens Big Ten Conference play at Michigan State (Dec. 9), before closing home non-conference action with 2023 NCAA qualifier Southern (Dec. 17). The Huskers head to the holiday break by trekking to Lawrence to battle the Kansas Jayhawks at Allen Fieldhouse (Dec. 20).

Nebraska's nine-game Big Ten home schedule will be filled with NCAA Tournament-caliber action beginning with Maryland (Dec. 31), Indiana (Jan. 7), Illinois (Jan. 11), Michigan (Jan. 17), Purdue (Jan. 31) and Iowa (Feb. 11) round out the 2023 NCAA qualifiers coming to Lincoln, before the Huskers complete their home schedule with Rutgers (Feb. 3), Northwestern (Feb. 20) and Minnesota (Feb. 24).

The Huskers will also battle Iowa, Ohio State, Michigan, Illinois and Purdue on the road giving Nebraska 11 games against 2023 NCAA Tournament teams during regular-season Big Ten play in 2023-24.

Nebraska also plays Big Ten road games at Michigan State, Penn State, Minnesota and Wisconsin to complete an 18-game league slate.

The Big Ten Tournament returns to the Target Center in Minneapolis (March 6-10) before the NCAA Tournament Selection Show (March 18). The Huskers hope to be in position to start the NCAA Tournament after the First Four (March 20-21), with 16 campus sites hosting the first and second rounds (March 22-25).

NCAA Regionals move to Albany, N.Y., and Portland, Ore. (March 29-April 1). The NCAA Women's Final Four will be held in Cleveland (April 5-7).



Juniors Allison Weidner (3), Kendall Coley (32), Alexis Markowski (40) and Kendall Moriarty (15) bring size, talent and experience to a versatile Nebraska roster in 2023-24.

BIG TEN CONFERENCE

Known as one of intercollegiate sports' most successful undertakings, the Big Ten is home to a lineage of legendary names and an ongoing tradition of developing strong leaders.

The history of the Big Ten traces back more than 125 years to the Palmer House hotel in Chicago, where on January 11, 1895, then-Purdue president James H. Smart and leaders from the University of Chicago, University of Illinois, University of Michigan, University of Minnesota, Northwestern University and University of Wisconsin set out to organize and develop principles for the regulation of intercollegiate athletics.

At that meeting, a blueprint for the administration of college athletics under the direction of appointed faculty representatives was outlined. The presidents' first known action "restricted eligibility for athletics to bonafide, full-time students who were not delinquent in their studies." That important legislation, along with other legislation that would follow in the coming years, served as the primary building block for intercollegiate athletics.

On February 8, 1896, one faculty member from each of those seven universities met at the same Palmer House and officially established the mechanics of the conference, which was officially incorporated as the "Intercollegiate Conference Athletic Association" in 1905. Indiana University and the State University of Iowa became the eighth and ninth members in 1899. In 1908, Michigan briefly withdrew its membership, and in 1912 Ohio State University joined the conference, bringing its membership total back to nine. Upon Michigan's return in 1917, the conference was first referred to as the "Big Ten" by media members, and that name was eventually incorporated in 1987.

As the 1900s opened, faculty representatives established rules for intercollegiate athletics that were novel for the time. As early as 1904, the faculty approved legislation that required eligible athletes to meet entrance requirements and to have completed a full year's work, along with having one year of residence.

In 1901, the first Big Ten Championship event was staged when the outdoor track and field championships were held at the University of Chicago. The debut event marked what is now a staple of conference competition. Today, the Big Ten sponsors 28 official sports, 14 for men and 14 for women.

One of the conference's proudest traditions began in 1902 when Michigan took on Stanford in the Rose Bowl, the nation's first bowl game. Big Ten teams only appeared in Pasadena twice before the conference signed an exclusive contract with the Tournament of Roses in 1946, making it the first bowl game with permanent conference affiliations.

Coupling the academic goals set forth by the leaders of the charter members of the conference and their steadfast commitment to athletics, the conference instituted the Big Ten Medal of Honor in 1915. It is awarded annually by each conference institution to a student of the graduating class who has attained the greatest proficiency in scholarship and athletics. For more than 100 years, it has been the most prestigious honor a student competing in Big Ten athletics can receive.

In 1922, Major John L. Griffith became the conference's first "Commissioner of Athletics." Griffith was the first of seven men to assume the role of commissioner in the conference's history, followed by Kenneth L. "Tug" Wilson in 1945, Bill Reed in 1961, Wayne Duke in 1971, Jim Delany in 1989, Kevin Warren in 2020 and Tony Petitti in 2023.

After nearly 30 years with 10 members, the conference consolidated to nine schools when the University of Chicago formally withdrew its membership in 1946. Michigan State College (now Michigan State University) was added to the Big Ten three years later, bringing the number of affiliated conference schools to 10 once again.

In 1955, the Big Ten formulated a revenue-sharing model designed to pool all football television rights of its members and share those proceeds equally. The conference and its members continue to utilize a revenue-sharing model, dividing media rights, bowl payouts and other profits among all conference institutions.

While academics have always played an integral role in the conference, presidents of the Big Ten member institutions formalized the primacy of academics with the establishment of the Big Ten Academic Alliance (formerly the Committee on Institutional Cooperation) in 1958. The Big Ten Academic Alliance is an academic consortium of all Big Ten universities. Annually, the schools currently constituting the Big Ten Academic Alliance produced over \$10 billion in funded research, \$5 billion more than any other conference.

In one of Duke's first actions as commissioner, he oversaw the adoption of the Big Ten Advisory Commission in 1972, designed to study conference programs and make suggestions which would further Big Ten objectives. The Advisory Commission enlists former students that competed in Big Ten athletics to serve as liaisons to the NCAA's Diversity and Inclusion Department, the Big Ten Student-Athlete Advisory Commission and other organizations.

In 1981, the conference presidents and chancellors endorsed a proposal that enabled universities to affiliate their women's intercollegiate programs with the conference, and the first conference championships for women were staged that fall. The Big Ten was the first conference to voluntarily adopt male and female participation goals after launching its Gender Equity Action Plan in 1992.

In December of 1989, the conference agreed in principle to invite Pennsylvania State University for membership. On June 4, 1990, the Council of Presidents officially voted to integrate Penn State into the conference, giving the Big Ten 11 members.

In 2004, the Big Ten implemented a pilot program of instant replay for college football. Following the season, the conference forwarded replay proposals to the NCAA regarding the future use of instant replay, where it approved nationwide testing in 2005. A year later, the NCAA approved the use of instant replay for all conferences.

Also in 2006, Delany announced the creation of the first conference-owned television network, a 20-year agreement with FOX Networks to create what would become the Big Ten Network (BTN). Launched on Aug. 30, 2007, BTN now produces more than 2,200 live events annually as the first internationally distributed network dedicated to covering one of the premier collegiate conference in the country. BTN is in almost 60 million homes in the U.S. and Canada alone via all major video distributors in those countries and approximately 300 additional video providers across North America. BTN is also available through the majority of OTT providers, and via the Fox Sports App, which delivers live and on-demand programming to computers, smartphones and tablets. In addition, the BIG+ ("Big Ten Plus") platform streams more than 1,700 conference events each season.

The Big Ten took its media reach to unprecedented heights on Aug. 18, 2022, with the announcement of a groundbreaking media rights agreement to provide fans with unparalleled access and exposure to its student-athletes and member institutions. Beginning with the 2023-24 academic year and continuing through 2029-30, the Big Ten will increase distribution coast-to-coast, featuring exclusive content across linear networks FOX, CBS and NBC, as well as NBCUniversal's direct-to-consumer streaming platform, Peacock. The breadth of new partners, in addition to BTN and FS1, will place conference football, women's and men's basketball and Olympic sports student-athletes on the biggest stage and provide fans with the most exciting matchups across traditional over-the-air linear television and direct-to-consumer streaming.

On June 11, 2010, the Big Ten Council of Presidents/Chancellors (COP/C) approved a formal membership application by the University of Nebraska, expanding the conference to 12 institutions. Nebraska officially joined the Big Ten on July 1, 2011. The conference expanded its footprint further in 2012 when the COP/C approved formal membership applications from the University of Maryland and Rutgers University on November 19 and 20, respectively. Maryland and Rutgers became official

Big Ten members on July 1, 2014, giving the conference almost 9,500 students participating in intercollegiate athletics and more than 11,000 participation opportunities on 350 teams. The Big Ten officially stretched from coast to coast on June 30, 2022, when it was announced the COP/C had unanimously voted to admit the University of California, Los Angeles (UCLA) and the University of Southern California (USC), effective Aug. 2, 2024. Competition will begin for those institutions in conference sports in the 2024-25 academic year.

Since opening in the fall of 2013, the Big Ten Headquarters and Conference Center, located in Rosemont, Illinois, hosts more than 300 meetings annually for member institutions, Big Ten Academic Alliance-related committees and coaches' groups. The headquarters also features an interactive digital museum — the Big Ten Experience — which brings the conference's storied academic and athletic history to life.

In June 2014, the Big Ten opened a second office in New York City, featuring both office and meeting space in Midtown Manhattan. Big Ten staff members are based in the New York City office to provide expanded coverage and service, while other conference and institutional administrators utilize the space as necessary when conducting business on the East Coast. The Big Ten and its member institutions also have access to satellite office space in Washington, D.C.

Pettiti and his staff work to meet the educational needs of student-athletes to allow them to excel in all areas of their lives. The conference office manages 27 different championships and tournaments, offers legislative and compliance services, oversees the production and distribution of more than 2,000 events annually, provides staff services to coaching and administrative personnel, and remains a vital resource for media and fans seeking information on the Big Ten.

On March 7, 2020, in advance of the rising tide of the COVID-19 pandemic, the conference partnered with all 14 of its member institutions to create the Big Ten Task Force for Emerging Infectious Diseases. This group was formed to provide counsel and sound medical advice to ensure the health, safety and wellness of the Big Ten's students, coaches, administrators and fans. Less than two months later on May 4, 2020, the conference announced the formation of the Big Ten Mental Health and Wellness Cabinet, featuring representation from all 14 member institutions, as well as sport affiliate members Johns Hopkins (men's and women's lacrosse) and Notre Dame (men's ice hockey). The goal of the cabinet is to promote optimal mental health for Big Ten student-athletes through a comprehensive, systemic and interdisciplinary approach to establishing mental health programs, while also providing counsel, advice and expertise to the conference office.

One of the signature moments of Warren's tenure as commissioner came on June 1, 2020, when, following the death of Minneapolis resident George Floyd, he penned an open letter in which he announced the formation of what became known as the Big Ten Equality Coalition. This group, which features student-athletes, coaches, athletic directors, chancellors, presidents and other members of the Big Ten family from all 14 member institutions, has a stated goal of seeking tangible ways to actively and constructively combat racism and hate around the world, while also empowering student-athletes to express their rights to free speech and peaceful protest.

A product of the conversations emerging from the coalition was the creation of the Big Ten Voter Registration Initiative. This non-partisan, conference-wide collaboration encourages student-athletes to take part in the electoral process and is led by a Voter Registration Committee that includes representatives from all 14 Big Ten institutions.

More than 125 years after its inception, the Big Ten remains a national leader in intercollegiate athletics on and off the field. Big Ten programs have combined to win more than 450 team and 1,800 individual national championships, consistently taking home individual honors for athletic and academic accomplishments and fulfilling the Big Ten's mission of academic achievement and athletic success.

BIG TEN ADMINISTRATION

Commissioner.....	Tony Petitti
Deputy Commissioner, Chief Sports Officer	Diana Sabau
Deputy Commissioner.....	Diane Dietz
Chief Financial Officer & Treasurer.....	Laura Anderson
Chief Legal Officer, General Counsel.....	Anil Gollahalli
Chief Operating Officer.....	Kerry Kenny
Senior Vice President, Community & Impact	Omar Brown
Senior Vice President, Policy & Compliance	Chad Hawley
Senior Vice President, Chief Information Officer.....	Nate Schnader
Senior Vice President, Communications, Marketing, Digital & Social Media.....	Jon Schwartz
Senior Vice President, Sports Administration.....	Rebecca Pany
Vice President, Sports Administration	Wendy Fallen
Vice President, Men's Basketball.....	Brad Taylor
Vice President, Women's Basketball.....	Megan Kahn
Vice President, Sports Data Management & Analytics.....	Jessica Palermo
Vice President, Women's Basketball.....	Megan Kahn
Vice President, Sports Data Management & Analytics.....	Jessica Palermo
Senior Director, Sports Administration.....	Adam Augustine
Senior Director, Football Administration.....	A.J. Edds
Senior Director, Football Operations.....	Kaylah Hughes
Senior Director, Branding.....	Robin Jentes
Senior Director, Business Strategy & Intelligence.....	Hart Zwingelberg
Senior Director, Accounting & Controller	Kyle Borsheim
Senior Director, Compliance	Gil Grimes
Senior Director, People & Culture.....	Satvik Patel
Senior Director, Officiating Technology & Services	Tony Buyniski
Senior Director, Officiating.....	Brenda Hilton

BIG TEN BRANDING & COMMUNICATIONS STAFF

Vice President, Strategic Communications	Scott Markley
Vice President, Sports Communications	Paul Kennedy
Director of Communications	Megan Althoff
Associate Director of Communications	Daniel Jankowski
Associate Director of Communications	David Howell
Director of Creative Strategy.....	Chris Althoff
Assistant Director, Digital & Social Media.....	Dennis Graham

THE BIG TEN CONFERENCE (WWW.BIGTEN.ORG)

5440 Park Place
Rosemont, IL, 60018
Phone: (847) 696-1010 / Fax: (847) 696-1150



SCOUTING THE BIG TEN



Illinois Fighting Illini

Location (Population)..... Urbana-Champaign, Ill. (222,538)
Undergraduate Enrollment..... 35,120
Colors Orange & Blue
Home Arena State Farm Center (15,544)
Chancellor Robert Jones
Athletic Director Josh Whitman
Head Coach.....Shauna Green (Canisius, 2002)
Record at Illinois 22-10 (1 season)
Career Record 178-85 (9 seasons)
2022-23 Record (Postseason) 22-10 (NCAA 1st 4)
2022-23 Big Ten Record/Finish 11-7/T5th

Nebraska vs. Illinois (Nebraska leads, 19-6)

Lincoln: Nebraska leads, 8-2 (last, Illinois 72, Nebraska 64, Feb. 9, 2023)
Champaign-Urbana: Nebraska leads, 9-2 (last, Nebraska 90, Illinois 57, Feb. 22, 2023)
Neutral: Series tied, 2-2 (last, Nebraska 92, Illinois 74, March 3, 2022)
Last Meeting: Nebraska 90, Illinois 57, Feb. 22, 2023 (Urbana-Champaign)
First Meeting: Nebraska 89, Illinois 86, March 3, 1982 (Lincoln)



Indiana Hoosiers

Location (Population).....Bloomington, Ind. (80,303)
Undergraduate Enrollment..... 35,660
Colors Crimson & Cream
Home Arena Simon Skjodt Assembly Hall (17,222)
President..... Pamela Whitten
Athletic Director Scott Dolson
Head Coach.....Teri Moren (Purdue, 1992)
Record at Indiana 200-93 (9 seasons)
Career Record 399-223 (20 seasons)
2022-23 Record (Postseason) 28-4 (NCAA 2nd)
2022-23 Big Ten Record/Finish 16-2/T1st

Nebraska vs. Indiana (Indiana leads, 11-6)

Lincoln: Series tied, 4-4 (last, Nebraska 72, Indiana 55, Feb. 14, 2022)
Bloomington: Indiana leads, 7-2 (last, Indiana 74, Nebraska 62 OT, Jan. 1, 2023)
Neutral: None
Last Meeting: Indiana 74, Nebraska 62 (OT), Jan. 1, 2023 (Bloomington)
First Meeting: Indiana 83, Nebraska 80 (OT), Nov. 26, 1994 (Lincoln)



Iowa Hawkeyes

Location (Population)..... Iowa City, Iowa (74,903)
Undergraduate Enrollment..... 23,989
Colors Black & Gold
Home Arena Carver-Hawkeye Arena (15,400)
President..... Barbara J. Wilson
Athletic Director (Interim) Beth Goetz
Head Coach.....Lisa Bluder (Northern Iowa, 1983)
Record at Iowa..... 494-249 (23 seasons)
Career Record 850-391 (39 seasons)
2022-23 Record (Postseason) 31-7 (NCAA Runner-up)
2022-23 Big Ten Record/Finish 15-3/T2nd

Nebraska vs. Iowa (Iowa leads, 22-15)

Lincoln: Iowa leads, 9-6 (last, Iowa 80, Nebraska 60, Feb. 18, 2023)
Iowa City: Iowa leads, 10-4 (last, Iowa 80, Nebraska 76, Jan. 28, 2023)
Neutral: Nebraska leads, 5-3 (last, Iowa 83, Nebraska 66, March 5, 2022)
Last Meeting: Iowa 80, Nebraska 60, Feb. 18, 2023 (Iowa City)
First Meeting: Nebraska 71, Iowa 63, Jan. 13, 1978 (Warrensburg, Mo.)



Maryland Terrapins

Location (Population).....College Park, Md. (34,578)
Undergraduate Enrollment..... 30,353
Colors Red, White, Black & Gold
Home Arena Xfinity Center (17,950)
President..... Darryll Pines
Athletic Director Damon Evans
Head Coach..... Brenda Frese (Arizona, 1993)
Record at Maryland 563-147 (21 seasons)
Career Record 620-177 (24 seasons)
2022-23 Record (Postseason) 28-7 (NCAA Elite 8)
2022-23 Big Ten Record/Finish 15-3/T2nd

Nebraska vs. Maryland (Maryland leads, 16-1)

Lincoln: Maryland leads, 7-0 (Maryland 69, Nebraska 54, Jan. 22, 2023)
College Park: Maryland leads, 7-1 (Nebraska 90, Maryland 67, Dec. 4, 2022)
Neutral: Maryland leads, 2-0 (last, Maryland 83, Nebraska 73, March 11, 2021)
Last Meeting: Maryland 69, Nebraska 54, Jan. 22, 2023 (Lincoln)
First Meeting: Maryland 76, Nebraska 64, March 25, 2008 (College Park)



Michigan Wolverines

Location (Population)..... Ann Arbor, Mich. (119,570)
Undergraduate Enrollment..... 32,695
Colors Maize & Blue
Home Arena Crisler Center (12,707)
President..... Santa Ono
Athletic Director Warde Manuel
Head Coach..... Kim Barnes Arico (Montclair State, 1993)
Record at Michigan 241-119 (11 seasons)
Career Record 511-325 (27 seasons)
2022-23 Record (Postseason) 23-10 (NCAA 2nd)
2022-23 Big Ten Record/Finish 11-7/T5th

Nebraska vs. Michigan (Nebraska leads, 16-9)

Lincoln: Nebraska leads, 8-4 (last, Michigan 76, Nebraska 59, Dec. 28, 2022)
Ann Arbor: Nebraska leads, 6-4 (last, Michigan 80, Nebraska 75, Feb. 12, 2023)
Neutral: Nebraska leads, 2-1 (last, Nebraska 76, Michigan 73, March 4, 2022)
Last Meeting: Michigan 80, Nebraska 76, Feb. 12, 2023 (Ann Arbor)
First Meeting: Nebraska 118, Michigan 92, Nov. 28, 1980 (Lincoln)



Michigan State Spartans

Location (Population).....East Lansing, Mich. (46,467)
Undergraduate Enrollment..... 39,201
Colors Green & White
Home Arena Breslin Center (14,759)
President (Interim) Teresa K. Woodruff, Ph.D
Athletic Director Alan Haller
Head Coach.....Robyn Fralick (Davidson, 2004)
Record at Michigan State 0-0 (1st season)
Career Record 192-76 (8 seasons)
2022-23 Record (Postseason) 16-14 (None)
2022-23 Big Ten Record/Finish 7-10/9th

Nebraska vs. Michigan State (Nebraska leads, 10-6)

Lincoln: Nebraska leads, 6-0 (Nebraska 71, Michigan State 67, Feb. 2, 2023)
East Lansing: Michigan State leads, 5-3 (last, Michigan State 72, Nebraska 69, Dec. 30, 2021)
Neutral: Series Tied, 1-1 (Michigan State 67, Nebraska 64, March 2, 2023)
Last Meeting: Michigan State 67, Nebraska 64, March 2, 2023 (Minneapolis)
First Meeting: Michigan State 73, Nebraska 53, Feb. 23, 2012 (East Lansing)



Minnesota Golden Gophers

Location (Population).....Minneapolis, Minn. (3.7 million)
Undergraduate Enrollment..... 36,061
Colors Maroon & Gold
Home Arena Williams Arena (14,625)
President (Interim) Jeff Ettinger
Athletic Director Mark Coyle
Head Coach..... Dawn Plitzuweit (Minnesota, 2004)
Record at Minnesota 0-0 (1st season)
Career Record 365-141 (16 seasons)
2022-23 Record (Postseason) 11-19 (None)
2022-23 Big Ten Record/Finish 4-14/T12th

Nebraska vs. Minnesota (Nebraska leads 17-13)

Lincoln: Nebraska leads, 12-4 (last, Nebraska 93, Minnesota 70, Feb. 20, 2022)
Minneapolis: Minnesota leads, 9-3 (last, Minnesota 95, Nebraska 92, Feb. 15, 2023)
Neutral: Nebraska leads, 2-0 (Nebraska 72, Minnesota 61, March 10, 2021)
Last Meeting: Minnesota 95, Nebraska 92, Feb. 15, 2023 (Minneapolis)
First Meeting: Nebraska 68, Minnesota 67 (OT), Dec. 30, 1977 (Lincoln)



Northwestern Wildcats

Location (Population)..... Evanston, Ill. (75,021)
Undergraduate Enrollment..... 8,659
Colors Purple & White
Home Arena Welsh-Ryan Arena (7,039)
President..... Michael H. Schill
Athletic Director Derrick Gragg
Head Coach..... Joe McKeown (Kent State, 1979)
Record at Northwestern 249-219 (14 seasons)
Career Record 759-393 (37 seasons)
2022-23 Record (Postseason) 9-21 (None)
2022-23 Big Ten Record/Finish 2-16/14th

Nebraska vs. Northwestern (Nebraska leads, 15-8)

Lincoln: Nebraska leads, 7-3 (last, Nebraska 80, Northwestern 64, Feb. 26, 2023)
Evanston: Nebraska leads, 7-5 (last, Nebraska 78, Northwestern 66, Feb. 6, 2023)
Neutral: Nebraska leads, 1-0 (last, Nebraska 88, Northwestern 56, March 1, 2012)
Last Meeting: Nebraska 80, Northwestern 64, Feb. 26, 2023 (Lincoln)
First Meeting: Nebraska 65, Northwestern 64, Nov. 29, 1980 (Lincoln)

SCOUTING THE BIG TEN



Ohio State Buckeyes

Location (Population)..... Columbus, Ohio (2.1 million)
Undergraduate Enrollment..... 44,494
Colors..... Scarlet & Gray
Home Arena..... Schottenstein Center (18,809)
President..... Ted Carter
Athletic Director..... Gene Smith
Head Coach..... Kevin McGuff (St. Joseph's, Ind., 1992)
Record at Ohio State..... 172-100 (10 seasons)
Career Record..... 427-199 (21 seasons)
2022-23 Record (Postseason)..... 25-7 (NCAA Elite 8)
2022-23 Big Ten Record/Finish..... 12-6/4th

Nebraska vs. Ohio State (Ohio State leads, 13-9)

Lincoln: Ohio State leads, 6-4 (last, Ohio State 76, Nebraska 67, Jan. 14, 2023)
Columbus: Ohio State leads, 7-4 (last, Ohio State 80, Nebraska 70, Feb. 10, 2022)
Neutral: Nebraska leads, 1-0 (last, Nebraska 71, Ohio State 57, March 3, 2012)
Last Meeting: Ohio State 76, Nebraska 67, Jan. 14, 2023 (Lincoln)
First Meeting: Nebraska 63, Ohio State 54, Dec. 2, 1990 (Columbus)

Penn State Lady Lions

Location (Population).... University Park, Pa. (42,100)
Undergraduate Enrollment..... 41,745
Colors..... Blue & White
Home Arena..... Bryce Jordan Center (15,104)
President..... Neeli Bendapudi
Athletic Director..... Patrick Kraft
Head Coach..... Carolyn Kieger (Marquette, 2006)
Record at Penn State..... 41-73 (4 seasons)
Career Record..... 140-137 (9 seasons)
2022-23 Record (Postseason)..... 14-17 (None)
2022-23 Big Ten Record/Finish..... 4-14/T12th



Nebraska vs. Penn State (Nebraska leads, 11-8)

Lincoln: Nebraska leads, 8-2 (Nebraska 80, Penn State 51, Jan. 11, 2023)
University Park: Penn State leads, 5-3 (last, Penn State 83, Nebraska 76, Feb. 17, 2022)
Neutral: Penn State leads, 1-0 (last, Penn State 83, Nebraska 64, Dec. 30, 2002)
Last Meeting: Nebraska 80, Penn State 51, Jan. 11, 2023 (Lincoln)
First Meeting: Penn State 102, Nebraska 66, Jan. 2, 1993 (University Park)

Purdue Boilermakers

Location (Population)... West Lafayette, Ind. (45,111)
Undergraduate Enrollment..... 37,949
Colors..... Old Gold & Black
Home Arena..... Mackey Arena (14,846)
President..... Mung Chiang
Athletic Director..... Mike Bobinski
Head Coach..... Katie Gearlds (Purdue, 2007)
Record at Purdue..... 36-26 (2 seasons)
Career Record..... 264-76 (10 seasons)
2022-23 Record (Postseason)..... 19-11 (NCAA 1st 4)
2022-23 Big Ten Record/Finish..... 9-8/7th



Nebraska vs. Purdue (Purdue leads, 10-8)

Lincoln: Series tied, 4-4 (last, Nebraska 81, Purdue 66, Jan. 30, 2022)
West Lafayette: Nebraska leads, 4-3 (last, Nebraska 71, Purdue 64, Jan. 18, 2023)
Neutral: Purdue leads, 3-0 (last, Purdue 75, Nebraska 71, March 7, 2019)
Last Meeting: Nebraska 71, Purdue 64, Jan. 18, 2023 (West Lafayette)
First Meeting: Nebraska 93, Purdue 89 (3OT), Feb. 2, 2012 (West Lafayette)

Rutgers Scarlet Knights

Location (Population)..... Piscataway, N.J. (60,467)
Undergraduate Enrollment..... 36,344
Colors..... Scarlet
Home Arena..... The RAC (8,000)
President..... Jonathan Holloway
Athletic Director..... Patrick Hobbs
Head Coach..... Coquese Washington
Record at Rutgers..... 12-20 (1 season)
Career Record..... 221-189 (13 seasons)
2022-23 Record (Postseason)..... 12-20 (None)
2022-23 Big Ten Record/Finish..... 5-13/11th



Nebraska vs. Rutgers (Rutgers leads, 7-5)

Lincoln: Nebraska leads 4-1 (Nebraska 50, Rutgers 38, Feb. 1, 2022)
Piscataway: Rutgers leads, 5-1 (last, Rutgers 57, Nebraska 45, Jan. 7, 2023)
Neutral: Rutgers leads, 1-0 (Rutgers 66, Nebraska 63, March 3, 2016)
Last Meeting: Rutgers 57, Nebraska 45, Jan. 7, 2023 (Piscataway)
First Meeting: Rutgers 46, Nebraska 43, Feb. 5, 2015 (Piscataway)



The Target Center in downtown Minneapolis will serve as the homecourt of the Big Ten Men's and Women's Tournaments in 2024. The home of the WNBA's Minnesota Lynx and the NBA's Minnesota Timberwolves, the Target Center also played host to the 2023 Big Ten Women's Basketball Tournament.

2024 BIG TEN TOURNAMENT SCHEDULE

First Round, Wednesday, March 6

Game 1: No. 12 Seed vs. No. 13 Seed, 1 p.m. (Peacock)
Game 2: No. 11 Seed vs. No. 14 Seed, 3:15 p.m. (Peacock)

Second Round, Thursday, March 7

Game 3: No. 8 Seed vs. No. 9 Seed, 11 a.m. (BTN)
Game 4: Winner Game 1 vs. No. 5 Seed, 1:15 p.m. (BTN)
Game 5: No. 10 Seed vs. No. 7 Seed, 5:30 p.m. (BTN)
Game 6: Winner Game 2 vs. No. 6 Seed, 7:45 p.m. (BTN)

Quarterfinals, Friday, March 8

Game 7: Winner Game 3 vs. No. 1 Seed, 11 a.m. (BTN)
Game 8: Winner Game 4 vs. No. 4 Seed, 1:15 p.m. (BTN)
Game 9: Winner Game 5 vs. No. 2 Seed, 5:30 p.m. (BTN)
Game 10: Winner Game 6 vs. No. 3 Seed, 7:45 p.m. (BTN)

Semifinals, Saturday, March 9

Game 11: Winner Game 7 vs. Winner Game 8, 5:30 p.m. (BTN)
Game 12: Winner Game 9 vs. Winner Game 10, 7:45 p.m. (BTN)

Championship Game, Sunday, March 10

Game 13: Winner Game 11 vs. Winner Game 12, 5 p.m. (CBS)
Big Ten champion earns automatic bid to NCAA Tournament

Ticket Information

Nebraska Ticket Block - Huskers.com or 1-800-8-BIG-RED
General Tickets - www.BigTen.org

Wisconsin Badgers

Location (Population)..... Madison, Wis. (269,897)
Undergraduate Enrollment..... 35,184
Colors..... Cardinal & White
Home Arena..... Kohl Center (17,152)
Chancellor..... Jennifer Mnookin
Athletic Director..... Chris McIntosh
Head Coach..... Marisa Mosely (Boston U., 2004)
Record at Wisconsin..... 19-41 (2 seasons)
Career Record..... 64-70 (5 seasons)
2022-23 Record (Postseason)..... 11-20 (None)
2022-23 Big Ten Record/Finish..... 6-12/10th



Nebraska vs. Wisconsin (Nebraska leads, 15-7)

Lincoln: Nebraska leads, 9-2 (last, Nebraska 82, Wisconsin 54, Dec. 7, 2022)
Madison: Nebraska leads, 6-5 (last, Nebraska 80, Wisconsin 70, Feb. 23, 2022)
Neutral: None
Last Meeting: Nebraska 82, Wisconsin 54, Dec. 7, 2022 (Lincoln)
First Meeting: Wisconsin 79, Nebraska 74, Jan. 5, 1979 (Madison)



THIS IS NEBRASKA

WELCOME HOME

AMY WILLIAMS
THREE-TIME CONFERENCE
COACH OF THE YEAR

NEBRASKA

Integrity **N** Trust **N** Respect **N** Teamwork **N** Loyalty

BRASKA OMEN'S SKETBALL



NCAA TOURNAMENT EXCITEMENT



HOME OF CHAMPIONS



TOP 25 ATTENDANCE EVERY YEAR



ACADEMIC EXCELLENCE

A photograph of two women standing side-by-side, holding a blue Minnesota Lynx basketball jersey. The woman on the left has long blonde hair and is wearing an orange blazer over a striped shirt and white pants. The woman on the right has dark hair and is wearing a dark blazer over a patterned shirt. The jersey they are holding is blue with white and grey accents, featuring the Adidas logo, the Lynx logo, and the number 13. The background is a blurred blue and green pattern.

LINDSEY MOORE
WNBA 1ST ROUND, 2013

**NEBRASKA
TO THE
WNBA**

KELSEY GRIFFIN
WNBA 1ST ROUND, 2010



DANIELLE PAGE, 2008



YVONNE TURNER, 2017-19, 2022-23




JORDAN HOOPER, 2014-17



ANNA DEFORGE, 2-TIME ALL-STAR

KELSEY GRIFFIN
14-YEAR INTERNATIONAL PRO
THREE-TIME WNBL GRAND FINAL MVP



HUSKERS
AROUND
THE WORLD



YVONNE TURNER, 14-YEAR PRO



JORDAN HOOPER, 10-YEAR PRO



CHELSEA AUBRY, 8-YEAR PRO



ANNA DEFORGE, 16-YEAR PRO



PINNACLE BANK ARENA



HOME OF THE HUSKERS



15,000 SEATS, 36 SUITES, 832 CLUB SEATS



OPENED NOVEMBER 8, 2013



HEART OF THE HAYMARKET



HENDRICKS TRAINING



PRACTICE HOME OF THE HUSKERS



PLAYERS LOUNGE

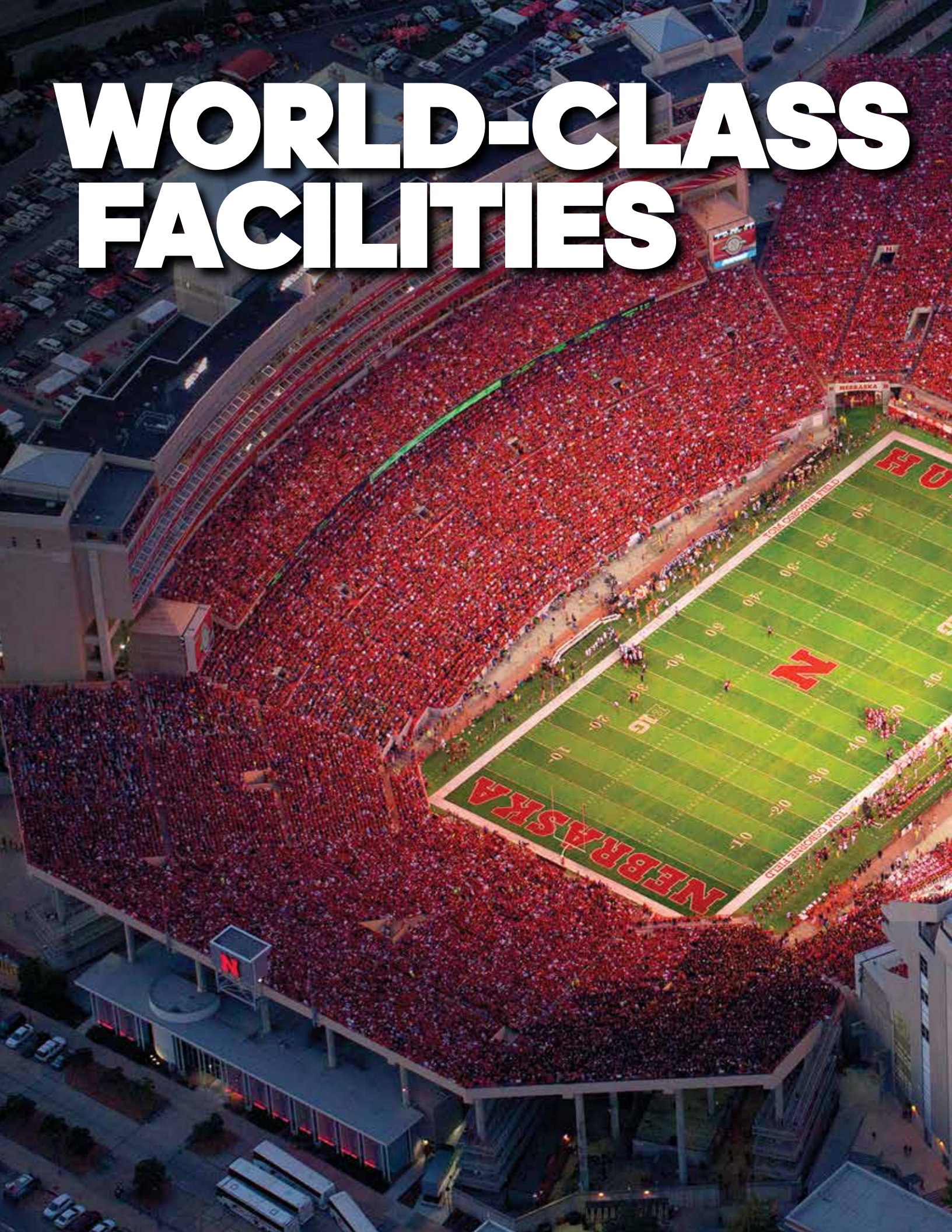


LOCKER ROOM



TEAM VIDEO ROOM

WORLD-CLASS FACILITIES





PINNACLE BANK ARENA



HAWKS FIELD



BOB DEVANEY SPORTS CENTER



BARBARA HIBNER STADIUM



NATIONAL POWERS

FIVE VOLLEYBALL NATIONAL CHAMPIONSHIPS
(3RD IN NCAA HISTORY)



5 NATIONAL TITLES
(2ND MOST SINCE 1970)



FOOTBALL

8 NATIONAL TITLES
(4TH IN NCAA HISTORY)




MEN'S GYMNASTICS

8 NATIONAL TITLES
(MOST IN NCAA HISTORY)



BOWLING

3 INDOOR
NATIONAL TITLES
(4TH IN NCAA HISTORY)



WOMEN'S TRACK AND FIELD

HUSKER POWER



LIFTERS OF THE YEAR



HENDRICKS STRENGTH COMPLEX



HENDRICKS COMPLEX WEIGHT ROOM



HENDRICKS COMPLEX OASIS

PERFORMANCE NUTRITION



IS TRAINING TABLE



LIFE SKILLS KITCHEN



1,600 MEALS SERVED DAILY

PERFORMANCE NUTRITION

The purpose of the Performance Nutrition department is to provide services that enhance the student athlete's overall health and recovery.

GOALS

- To offer a variety of food and beverage products that are readily available and accessible for all student athletes.
- To provide a wealth of education and resources that each student athlete can utilize to enhance their overall level of knowledge and awareness as it pertains to fueling their body for competition and recovery.

DESCRIPTION OF SERVICES

Performance Nutrition seeks to provide fueling options and education to Husker student athletes, so they are adequately prepared and knowledgeable on the impact nutrition can have in their lives as athletes and after sport.

NUTRITION OVERVIEW

Our Training Table is the primary resource for student athletes to seek out holistic fueling options. Our Training Table operates and sets its menus with a student athlete first mentality. We seek to provide healthy, accommodating nutrition options for all our athletes at breakfast, lunch, and dinner.

Our fueling stations are the secondary resource for student-athletes to fulfill their fueling needs. The primary goal of our fueling stations is to provide quick and easy sources of nutrition and hydration to supplement training and competition.

Team rooms and competition fueling are an additional asset our student-athletes can utilize. Each team has a dietitian that coordinates additional nutrition options to team rooms and around competition.

Husker Bucks are provided to student-athletes to supplement meals on their own. Athletes have the chance to purchase a meal at local restaurants or choose to use the dollar value on groceries.

EDUCATION AND CONSULTATION

Each team has a sport specific dietitian who oversees the nutritional needs per team. Our dietitians are a great resource for education and consultation to our student athletes. The dietitians conduct DEXAs for body composition assessment, hydration testing, consult with athletes individually, provide nutrition education team talks (hydration, Pre-workout fueling, recovery nutrition) and coordinating materials, host cooking classes & grocery store tours, and assist with fueling options surrounding competitions.

ATHLETIC MEDICINE



ALTER-G TREADMILLS




HYDROTHERAPY POOLS



ON-SITE X-RAY FACILITY

ATHLE



GENETIC MEDICINE

NAPL

NEBRASKA ATHLETIC PERFORMANCE LAB

A ONE-OF-A-KIND RESEARCH AND TESTING FACILITY THAT PROVIDES NEBRASKA STUDENT-ATHLETES WITH THE LATEST ADVANCEMENTS IN EQUIPMENT, TRAINING TECHNIQUES AND MEDICAL TECHNOLOGY.



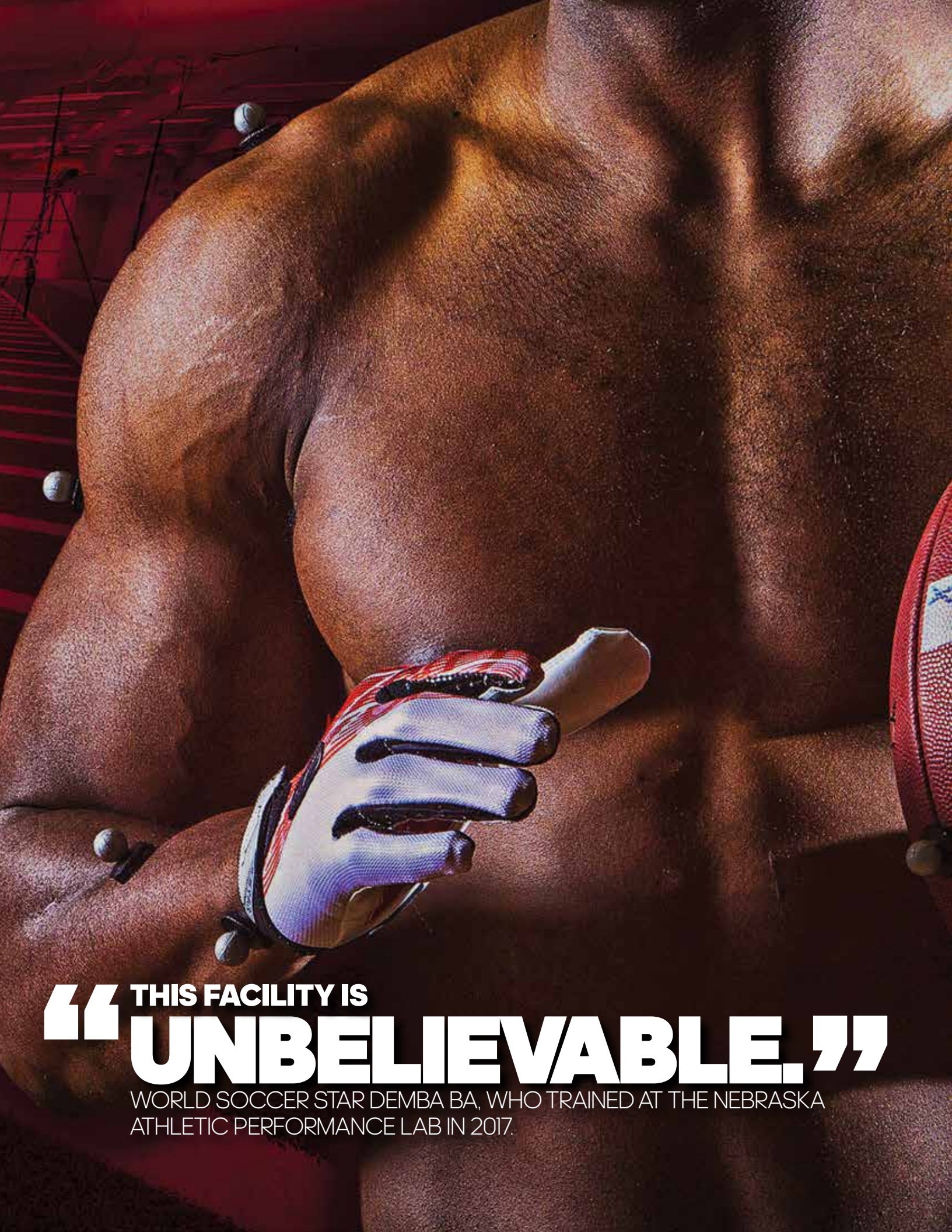
NAPL COLLABORATING WITH COACHES



TESTING TO ENHANCE TRAINING METHODS



STATE-OF-THE-ART EQUIPMENT



**“ THIS FACILITY IS
UNBELIEVABLE.”**

WORLD SOCCER STAR DEMBA BA, WHO TRAINED AT THE NEBRASKA
ATHLETIC PERFORMANCE LAB IN 2017.

ACADEMIC SUCCESS



SAM HAIBY
THREE-TIME
ACADEMIC
ALL-BIG TEN

S
T
U
D
E
N
T

A
T
H
L
E
T



KAREN JENNINGS, ACADEMIC ALL-AMERICA HALL OF FAME



JASMINE CINCORE, ACADEMIC ALL-BIG TEN



JAZ SHELLEY & ISABELLE BOURNE



MADDIE SIMON, ARTHUR ASHE JR. SPORTS SCHOLAR

ACADEMIC EXPERIENCE





**TRINITY
BRADY**
BASKETBALL

100% WOMEN'S BASKETBALL GRADUATION RATE



**ANGELA
MERCURIO**
TRACK & FIELD

2019 NCAA WOMAN OF THE YEAR

ACADEMIC ALL-AMERICANS

DIVISION I SCHOOLS, ALL-TIME



351



336



276

ACADEMIC COUNSELING

Eight academic counselors, three learning specialists, two assistant academic counselors and one administrative assistant are in place to monitor daily academic progress, receive consistent course feedback, assist with the advising/registration process and monitor eligibility and progress toward graduation.

TUTORIAL SUPPORT

A tremendous resource for all academic abilities, unlimited tutorial support from approximately 75-100 tutors on staff is available from day one up to college graduation in all subject areas. Tutorial support is provided both in-person and virtually. Nebraska's tutorial program is certified as a model tutoring program by the College Reading and Learning Association.

STUDY HALL

Student-athletes attend a supervised, flex-time study hall within the Herman Student Life Complex that features day, evening and weekend hours. Student-athletes are required to complete a specific number of study hours each week as determined by their academic counselor and/or coach. Additional performance-based or tutor-based study hall also may be determined by the academic counselor.

MENTORING

Academic staff serve as mentors to all incoming student-athletes. The student-athletes meet with their mentor weekly to develop time management skills, gather and report academic progress information and discuss academic success strategies.

EDUCATIONAL ASSESSMENTS

Assessments are administered upon the request of the student-athlete, academic counselor, or coach. Learning specialists are available to administer and score informal assessments, which include a reading comprehension and a writing assessment. When more in-depth assessments are necessary, referrals are made to a consulting neuropsychologist who conducts the assessments. If it is determined a student-athlete has a learning disability or another medical condition that impedes the student from reaching their academic potential, appropriate accommodations are implemented by the Office of Services for Students with Disabilities.

STUDENT-ATHLETE ORIENTATION

Each new student-athlete attends an orientation at the beginning of their academic career. Student-athletes are introduced to staff, faculty, administrators, and a variety of resources that help facilitate the transition into college while enhancing awareness of support services in the Athletic Department and across campus.

PERSONAL COUNSELING

Student-athletes will find a supportive and caring environment at Nebraska. Transitional issues, stress management, time management, academic focus and problem resolution are all addressed in a proactive manner throughout the year. If necessary, counseling referrals are also made to designated practitioners.

COMPUTER RESOURCES

All student-athletes are provided the opportunity to have a laptop for use during their academic career at Nebraska. The Herman Student Life Complex has printers and desktop computers available for student-athletes to use in the facility.

LIFE SKILLS



JAZ SHELLEY
2022 & 2023 NBA
STUDENT-ATHLETE SUMMIT

NBA 2K SUMMER LEAGUE



SPORTSMANSHIP PEP RALLY



BELMONT BLOCK PARTY



FAN FAVORITES



SAM FOLTZ 27 HERO LEADERSHIP AWARD

EXPERIENCE OF A LIFETIME

2023 SUMMER TOUR OF GREECE



TEAMMATES & TOURISTS



EXPERIENCE ANCIENT GREECE

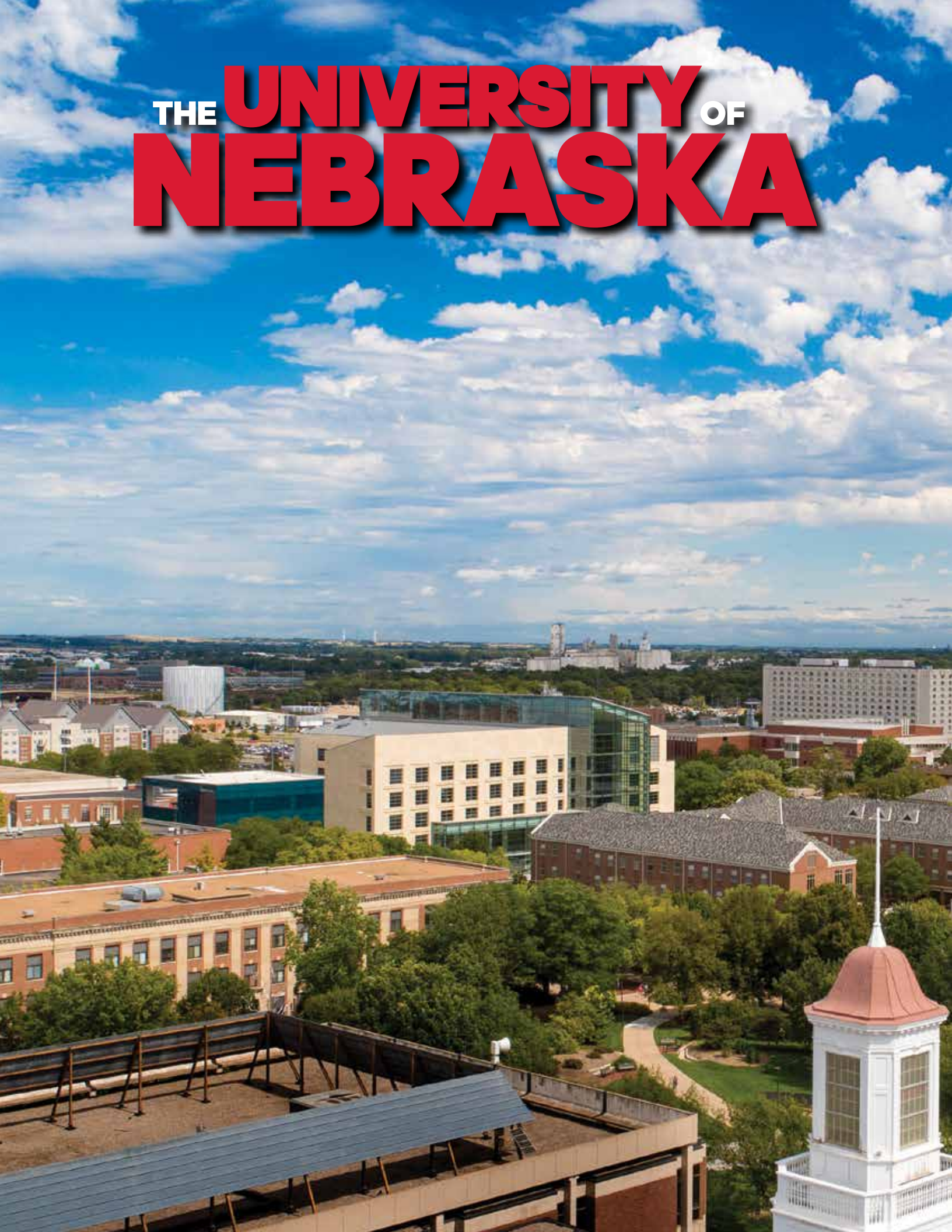


HUSKERS & HOOSIERS IN CRETE



BUILDING TEAM CHEMISTRY

THE UNIVERSITY OF NEBRASKA





THE UNIVERSITY OF NEBRASKA

Chartered in Lincoln by the Nebraska Legislature in 1869, the University of Nebraska was expanded in 1968 into a university system now comprising four campuses under the guidance of a Board of Regents and a central administration. The flagship University of Nebraska–Lincoln is an educational institution of international stature. Nebraska is classified within the Carnegie “R1: Doctoral Universities – Highest Research Activity” category. Nebraska is also a land-grant university and a member of the Association of Public and Land-grant Universities. The university is accredited by the Higher Learning Commission.

BIG TEN ACADEMIC ALLIANCE

As a member of the Big Ten, the University of Nebraska–Lincoln is a member of the Big Ten Academic Alliance (BTAA), formerly the Committee on Institutional Cooperation, which is the academic consortium of the universities in the Big Ten Conference. The BTAA includes all 14 Big Ten Institutions and partners with the University of Chicago. The Big Ten Academic Alliance and the institutions together have annual research expenditures topping \$11.5 billion — more than the Ivy League and the University of California System combined — and they educate a total of nearly 600,000 students with approximately 50,000 faculty members.

NATIONAL RANKINGS

- 2023 Best Value School (*The Princeton Review*)
- 2022 Ranked Among Top Third of National Universities (*U.S. News & World Report*)
- 2022 No. 9 Online MBA in the World for Alumni Salary Increases (*Financial Times*)
- 2022 No. 8 Best Online MBA Program (*Princeton Review*)
- 2021 No. 21 Online Master of Engineering Management Program
- 2022 No. 19 Best Online MBA Programs (*U.S. News & World Report*)
- 2022 Top-50 undergraduate business and accounting programs (*U.S. News & World Report*)
- 2018 Top 30 Colleges that Produce the Most CEOs (*Kittleman*)





THE UNIVERSITY OF NEBRASKA

INNOVATION CAMPUS & CITY CAMPUS

75 MASTER'S DEGREE PROGRAMS

150+ UNDERGRADUATE MAJORS

500+ STUDENT ORGANIZATIONS

23,805 TOTAL ENROLLMENT

110+ COUNTRIES REPRESENTED

49 STATES REPRESENTED

200,000+ LIVING ALUMNI



CITY CAMPUS



OUTDOOR ADVENTURE CENTER



MULTICULTURAL CENTER



COLLEGE OF BUSINESS



“LINCOLN IS CLEARLY ON THE RISE.”

VIA SILICON PRAIRIE NEWS

NO. 1 MOST CONTENT CITY
24/7 WALLSTREET

**NO. 1 CITY IN BEST PLACES
FOR BUSINESS AND CAREERS**
FORBES

NO. 2 CITY IN HIGHEST QUALITY OF LIFE
HUFFINGTON POST

NO. 3 MOST LIVABLE CITY IN THE U.S.
SMARTASSET

NO. 6 BEST COLLEGE TOWN
AIER

NO. 7 HAPPIEST CITY IN AMERICA
WALLETHUB

**TOP 10 MOST BEAUTIFUL
CITIES IN THE USA**
THE CULTURE TRIP



1 OF **75** LARGEST
THE CITIES IN



DANIELLE PAGE
BRONZE MEDAL, SERBIA
RIO OLYMPICS, 2016



CHELSEA AUBRY, CANADA, 2012



JAZ SHELLEY, AUSTRALIAN NATIONAL TEAM

HUSKER OLYMPIC DREAMS



ADMINISTRATION

NEBRASKA BOARD OF REGENTS

The Board of Regents consists of eight voting members elected by district for six-year terms, and four non-voting student Regents, one from each campus, who serve during their tenure as student body president. The board supervises the general operations of the university, and the control and direction of all expenditures. The board also includes a corporation secretary who manages all records including agendas, minutes, notices, policies and bylaws. Those documents can be found on the web at nebraska.edu/board/.

The board meets regularly, primarily in Lincoln but also in Omaha and greater Nebraska. Persons wishing to provide information to the board or to appear before it should contact: Corporation Secretary, University of Nebraska, Varner Hall, 3835 Holdrege, Lincoln, NE 68583.



Timothy Clare
District 1



Jack Stark
District 2



Jim Scheer
District 3



Elizabeth O'Connor
District 4



Robert Schafer
District 5



Paul Kenney
District 6



Kathy Wilmot
District 7



Barbara Weitz
District 8



Katie Schultis
Nebraska-Medical Center



Temo Molina
Nebraska-Kearney



Paul Pechous
Nebraska-Lincoln



Hakim Lotoro
Nebraska-Omaha



Dr. Rodney D. Bennett is the 21st chancellor of the University of Nebraska-Lincoln, Nebraska's flagship, Land-Grant and Big Ten institution. He is a 30-year veteran of higher education with a track record of growing research, increasing student success and building impactful partnerships.

Chancellor Bennett came to Nebraska after nine years of successful leadership at the University of Southern Mississippi. During his tenure as president, USM was reclassified from a Carnegie R2 to an R1 university, signaling growth in research prestige and funding. He also invested in programs to support student recruitment, retention and outcomes, including for the 30 percent of USM's first-generation students. His efforts led to an improvement in the university's six-year graduation rate.

RODNEY BENNETT

University of Nebraska-Lincoln Chancellor First Season Middle Tennessee State (1990)

While at USM, Dr. Bennett established new faculty positions in high-growth areas and increased the average salary for full-time faculty; oversaw \$300 million in facilities work; and launched the largest fundraising campaign in the University of Southern Mississippi's history. He was a strong champion of athletics, investing in new facilities and programs to support student-athletes, including a dedicated mental health counselor to serve student-athletes. Throughout his time as president, he brought a conservative approach to budget management, meeting or exceeding the budgetary goals set by the Mississippi Institutions of Higher Learning Board of Trustees.

Prior to his role at Southern Miss, Dr. Bennett served at the University of Georgia for more than a decade. He was the senior administrator for student programs and services for Georgia's 34,000-plus students; oversaw \$150 million in capital projects; and made key staff and programmatic investments in extracurriculars, mental health programs and other areas to better support students.

Dr. Bennett also has been the dean of students at Winthrop in Rock Hill, South Carolina, and associate dean of student life at Middle Tennessee State.

Chancellor Bennett values community leadership and service. He has served on numerous boards, including the Mississippi Aquarium, Northeast Georgia Girl Scouts of America, Catholic Health East (Philadelphia), and St. Mary's Health Care System in Athens, Georgia. He is a member of Kappa Alpha Psi fraternity and Past Sire Archon for Sigma Pi Phi fraternity, The Boulé.

Dr. Bennett earned a bachelor's degree in mass communication (1990), a master's degree in

NEBRASKA'S CHANCELLORS

1871-1876	Allen R. Benton
1876-1882	Edmund B. Farfield
1884-1888	Irvin J. Manatt
1888-1891	Charles E. Bessey
1891-1895	James H. Canfield
1895-1899	George E. MacLean
1900-1908	E. Benjamin Andrews
1908-1927	Samuel Avery
1927-1938	Edgar A. Burnett
1938-1946	Chauncey S. Boucher
1947-1953	Reuben G. Gustavson
1953-1954	John K. Selleck*
1954-1968	Clifford Hardin
1968-1971	Joseph Soshnik
1972-1975	James H. Zumberge
1975-1976	Adam C. Breckenridge*
1976-1980	Roy A. Young
1980-1981	Robert H. Rutford*
1981-1991	Martin A. Massengale
1991-1991	Jack Goebel*
1991-1995	Graham B. Spanier
1995-1996	Joan R. Leitzel*
1996-2000	James Moeser
2000-2016	Harvey S. Perlman
2016-2023	Ronnie Green
2023-Present	Rodney Bennett

*Interim Chancellor

educational administration (1992), and an education specialist degree (1993) from Middle Tennessee State. He earned his Doctor of Education degree from Tennessee State (1996).

He and his wife, Temple, are the parents of two adult daughters, Colby and Logan.



Scott M. Fuess Jr. is in his fourth year as Nebraska's Faculty Athletics Representative, having started on July 1, 2020.

As faculty athletics representative, Fuess serves as a liaison between the Office of the Chancellor and Athletic Department. He also serves on the Athletic

SCOTT FUESS JR.

Faculty Athletics Representative Fourth Season Delaware (1982)

Department's Executive Staff. His areas of focus in the role include the welfare of student-athletes, NCAA and Big Ten Conference compliance, maintaining the positive relationship between athletics and faculty, developing and responding to NCAA legislative proposals and representing the university at related NCAA and Big Ten Conference meetings.

The half-time position - which was restructured to an expected term of five years - reports directly to the University of Nebraska President's Office and consults with Director of Athletics Trev Alberts. Fuess splits time between faculty representative duties and academic responsibilities.

Fuess, the Steinhart Distinguished Professor of Business and former chair of the College of Business' economics department, has worked at the University of Nebraska-Lincoln since 1986. He serves on the Faculty Senate's Intercollegiate Athletics Committee, having chaired the committee for 2018-19 and a sub-committee in 2017-18. He also has served on numerous Big Ten Conference committees, including the Sports Management

NEBRASKA'S FACULTY REPS

1931-1946	T.J. Thompson
1947-1958	Earl Fullbrook
1959-1964	Charles S. Miller
1965-1968	Merk Hobson
1969-1970	John R. Davis
1971-1982	Keith L. Broman
1982-1997	James O'Hanlon
1997-2020	Josephine Potuto
2020-Present	Scott Fuess Jr.

Committee, the Compliance and Reinstatement Committee and the Legislative Review Committee. For 2022-23 he served as Chair of the B1G Compliance and Reinstatement Committee.

Fuess earned a bachelor's degree from the University of Delaware, as well as master's and doctoral degrees from Purdue University. His research interests are labor economics, the economics of collegiate sports, and the economy of Japan. He has earned numerous "Distinguished Teaching" awards. In 2016 he received the UNL College of Business "Distinguished Service" award.



TREV ALBERTS

Vice Chancellor, Director of Athletics Third Season Nebraska (1993)

and national level, Alberts serves on both the NCAA's Division I Football Oversight Committee and the NCAA Division I Competition Committee.

Alberts' tenure leading UNO athletics was marked by successes in competition and in academics; by transitioning the university's athletic programs to NCAA Division I in 2011; and by establishing new homes for many UNO athletic teams, including Baxter Arena, the Maverick Park baseball/softball complex and the soccer pitch at Caniglia Field.

Alberts took the bold step in announcing that Omaha would reclassify from Division II to Division I in all sports in 2011 while simultaneously securing conference affiliation with the Summit League for all of the department's then-Division II programs. His vision for UNO's reclassifying teams was demonstrated even before the four-year transition period had ended. The Omaha baseball team won back-to-back Summit League regular-season championships in 2013 and 2014, while the men's basketball team made its first Division I postseason appearance in 2014 with a berth in the CollegeInsider.com Postseason Tournament.

During UNO's time in the Division I ranks under Alberts tenure, the Mavericks had six teams and four student-athletes qualify for the NCAA Tournament, including hockey advancing to the Frozen Four in 2015 and men's soccer reaching the second round of the NCAA Tournament in the spring of 2021. He also expanded opportunities, adding men's golf and men's soccer in 2011, and Omaha began a men's swimming and diving program in 2021-22.

Throughout his tenure in Omaha, Alberts was focused on enhancing the student-athlete experience, including the construction and staffing of the Hamilton Academic Excellence Room and the development of the Ethel S. Abbott Student-Athlete Development Wing. Those efforts paid off in Nebraska-Omaha student-athletes posting consistent collective semester grade point averages above 3.3 for 18 consecutive semesters, including at least a 3.5 in each of his final three semesters.

The facilities around Omaha Athletics received a major uplift during his tenure. Maverick Park opened in March of 2021 to rave reviews as the home to the Mavericks' baseball and softball programs. Funding for the complex, which includes a 1,500-seat baseball facility and a 650-seat softball facility, were raised privately and provided both programs a permanent on-campus home for the first time.

Another crowning achievement was the opening of Baxter Arena in 2015. Alberts directed efforts to secure community support and funding to build the on-campus

NEBRASKA ATHLETIC DIRECTORS

1928-1931	H.D. Gish
1932-1936	Dana X. Bible
1937-1942	Lawrence McConney "Biff" Jones
1942-1947	A.J. Lewandowski
1948-1953	George "Potsy" Clark
1954-1960	J.W. "Bill" Orwig
1961*	Charles Miller & Joseph Soshnik
1962-1966	W.H. "Tippy" Dye
1967-1992	Bob Devaney
1993-2002	Bill Byrne
2003-2007	Steve Pederson
2007-2012	Tom Osborne
2013-2017	Shawn Eichorst
2017-2021	Bill Moos
2021-Present	Trev Alberts

*Interim Co-Directors

A veteran administrator and College Football Hall of Famer, Trev Alberts is in his third year as Vice Chancellor, Director of Athletics at the University of Nebraska in 2023-24. Alberts returned to his alma mater after spending 12 years at Nebraska-Omaha, guiding the program through a successful transition to the Division I level.

In his first season at Nebraska in 2021-22, Alberts helped the Huskers navigate the ever-changing landscape of Name, Image and Likeness guidelines for the benefit of Nebraska student-athletes. He led the development of the N-Vest Nebraska program to award \$5,980 per year to student-athletes who meet academic benchmarks. Alberts also spearheaded the charge to complete the fundraising for Nebraska's Go Big Project, which will provide Nebraska football with a new facility scheduled to open this fall. The project will also house academic, life skills, nutrition and support services for all Nebraska student-athletes.

A tireless worker who puts both the interests of student-athletes and fans first, Alberts helped orchestrate a qualitative survey of Nebraska's fan base to help shape the future of Memorial Stadium's game-day atmosphere. Alberts has also focused much of his time on developing the first strategic plan for Nebraska Athletics in 15 years. He has also committed himself to providing intense support and a unifying vision for Nebraska's coaches across all sports.

He continued to make a mark on Nebraska Athletics in his second year. Alberts conducted a thorough, nationwide search for a new leader for the Husker football program in the fall of 2022 that resulted in the hiring of Matt Rhule as Nebraska's new head coach. Rhule has a proven track record as a program builder at the college level, winning conference championships at both Temple and Baylor. Since his hiring, Rhule has energized the Nebraska fan base and attracted a top-25 recruiting class to the Husker program.

Alberts also spearheaded a new 15-year multimedia rights agreement between Nebraska Athletics and Playfly Sports, an emerging leader in sports marketing, media and technology. The partnership is one of the nation's most comprehensive multimedia rights agreements and has a total value of \$301 million for Nebraska over the life of the contract.

Nebraska's athletic achievements in 2022-23 included NCAA top-10 finishes by wrestling, rifle, bowling, women's outdoor track and field, men's gymnastics and men's indoor track and field. In all, 10 Husker teams posted top-20 national finishes, while the men's track team captured the Big Ten outdoor title under first-year coach Justin St. Clair.

Academically, Nebraska student-athletes continued to shine with a school-record 95 percent graduation rate across all sports for the second straight year. All of Nebraska's programs had at least an 88 percent GSR score in the most recent report.

Alberts' impact on college athletics stretches beyond the Nebraska campus. A respected leader at the Big Ten

arena, which allowed the nationally prominent hockey program to play on campus and also serve as the home of the men's and women's basketball and volleyball programs. Caniglia Field underwent renovations in 2012, making it one of the finest collegiate soccer facilities in the country, highlighted by a FIFA 2-star rated playing surface and one of the largest LED videoboards in a soccer-only college facility.

Alberts' work on behalf of hockey, UNO's established Division I sport, also paid dividends. He successfully guided the Mavericks into the new National Collegiate Hockey Conference in 2013-14. The following year, Omaha reached the 2015 NCAA Frozen Four.

In addition, Alberts and his team led Omaha Athletics into a partnership with Learfield, a national leader in the marketing of collegiate athletics, and developed Omaha Sports Properties. As the exclusive corporate sponsorship sales unit for UNO Athletics, Omaha Sports Properties further enhanced revenue and increased brand prominence locally, regionally and nationally.

As part of UNO's reclassification to Division I, Alberts oversaw the rebranding of UNO athletics with new primary and secondary logos and a greater focus on strengthening the Maverick brand both regionally and nationally.

As a student-athlete, Alberts was an All-American on and off the football field as a Husker Blackshirt. He was Nebraska's first Butkus Award winner in 1993, helping Coach Tom Osborne's Huskers to an undefeated regular season and an Orange Bowl appearance against Florida State. A first-team All-American by every major publication in 1993, he was also the Football News National Defensive Player of the Year, the Big Eight Male Athlete of the Year, and the Big Eight Defensive Player of the Year. His No. 34 jersey was retired at the 1994 Red-White Spring Game. In 2015, he was elected to the College Football Hall of Fame.

Off the field, Alberts earned the NCAA's highest honor, The Today's Top Six Award. A three-time Academic All-Big Eight honoree, he was an Academic All-American in 1993. He graduated from Nebraska before his senior season.

Alberts was the fifth pick in the 1994 NFL Draft by the Indianapolis Colts and played for the Colts until 1996. Following his NFL career, he served as an analyst on college and professional football games for major national networks, including ESPN, CNN/SI and CBS Sports Network.

Alberts and his wife Angela have three children – Chase (and his wife, Cassie), Ashtynne and Breanna, and one grandson, Walker John.





MARQUITA ARMSTEAD

Executive Associate A.D./Senior Woman Administrator Second Season Mississippi State (2005)

Marquita Armstead was hired as Nebraska's Executive Associate Athletic Director and Senior Woman Administrator on Dec. 16, 2021, and officially began her duties on Feb. 1, 2022. At Nebraska, Armstead has sport supervision for men's basketball and volleyball. She is a member of the Big Ten Sport Management Council, and has oversight of athletic medicine, sports psychology, the athletic performance lab (NAPL), strength and conditioning, performance nutrition, Title IX and gender equity.

Armstead came to Nebraska from the University of South Florida, where she served in a similar role. Armstead was a member of the South Florida athletics administration from March of 2016 to January of 2022. She originally joined USF as Associate Athletic Director for Compliance, before being elevated to Senior Associate Director of Athletics/Senior Woman Administrator in August of 2017.

In her role with the Bulls, Armstead served as the sport administrator for men's and women's basketball, and had previous sport oversight of softball, men's soccer, women's tennis and as the secondary sport administrator for football.

Armstead also oversaw several USF student-athlete support departments, including academic services, student-athlete enhancement, sports medicine, nutrition, sport psychology, student rights and responsibilities and Title IX.

In addition to her work at USF, Armstead has a strong athletic administration background at four other schools. Before her time at South Florida, Armstead worked at Georgia Tech from 2012 to 2016, where she served as Director of Compliance for her final three years in Atlanta. Prior to Georgia Tech, Armstead was the Director of Compliance at the University of Tennessee Chattanooga for six years. She also served internships in compliance at Mississippi State and Ohio University.

Armstead earned her bachelor's degree from Mississippi State in 2005 and earned a master's of sports administration from the school in 2006. She received a Master of Business Administration degree from Tennessee Chattanooga in 2013 and is a 2012 NCAA Leadership Institute graduate.

Armstead is married to Demetric Armstead and the couple has a son, Braylon.



KEITH ZIMMER

Executive Associate A.D./Life Skills 37th Season Wayne State

Keith Zimmer enters his 37th season at Nebraska, where he directs the Life Skills and Enrichment program. The Executive Associate Athletic Director for Life Skills, Zimmer also serves as the sport administrator for women's basketball, softball and men's and women's tennis.

Since 2015, Nebraska Life Skills implemented the Post Eligibility Scholarship provided to Huskers who have lettered, graduated and exhausted eligibility at Nebraska. Additional critical components of Nebraska Life Skills includes individual student-athlete career meetings, required four-year tiered proactive education, community outreach, postgraduate scholarship awards life after sports transition and the offering of four leadership organizations. The N-Vest mentoring group, Inner Circle, N-Volved and the Student-Athlete Advisory Committee further develop leadership qualities of more than 150 student-athletes annually.

Zimmer also assists with the direction of Nebraska's annual student-athlete achievement event, "A Night at the Lied."

Zimmer is the Life Skills sport contact for football, volleyball, softball, swimming and diving, men's tennis and women's tennis.

Zimmer, who worked in Nebraska's Academic Services area from 1987 to 2006, while pioneering Nebraska's Life Skills program, is regarded as a national leader in the life skills area. He received one of the top honors in college athletics, being selected as the Life Skills Administrator of the Year and has also received the Chancellor's Award for Exemplary Service to Students and is an honorary member of both Golden Key National Honor Society and Mortar Board.

Zimmer earned his bachelor's degree at Wayne State College and his master's in education from Springfield (Mass.) College. Zimmer and his wife Michelle, have two sons, Logan and Caden.



DR. LAWRENCE CHATTERS

Executive Associate A.D./Strategic Initiatives Third Season Midland (2002)

Dr. Lawrence Chatters currently serves as the Executive Associate Athletic Director for Strategic Initiatives. In addition to leading the department's diversity, equity and inclusion efforts, Dr. Chatters serves as a senior administrator advising the Director of Athletics. He also provides support to the Human Resources department, directs departmental professional and leadership development, and provides oversight of the implementation and progress of Nebraska Athletics' strategic plan. Chatters is the primary sports administrator for men's and women's golf, men's and women's gymnastics, wrestling and swimming and diving.

Most recently, Chatters served as Vice President of Student Affairs at Midland University and as the school's Chief Diversity Officer. Chatters oversaw residential life, mental health, student health and the academic success center on campus, and he was responsible for creating and implementing strategic initiatives to bring inclusive change on campus and in the community. He previously spent six years at Nebraska, working in a wide range of capacities, including positions within Nebraska Athletics as the Diversity and Inclusion Coordinator, and in the UNL Women's Center as the Men's Program Coordinator. He holds a Ph.D (2018) and a Masters' degree (2014) in counseling psychology from UNL.

As Nebraska's Diversity and Inclusion Coordinator, Chatters helped develop and implement Nebraska

Athletics' diversity and inclusion strategic plan and played a crucial role in creating the Huskers' annual diversity and inclusion summit for NU Athletics staff and Husker student-athletes. He also provided inclusive outreach opportunities within the Lincoln community.

Prior to accepting the position at Midland, Dr. Chatters served as a postdoctoral fellow in the Center for Counseling and Psychological Services at Penn State University. He also served as an adjunct professor in the school's counselor education department.

Dr. Chatters has also worked as an academic advisor, course instructor and mental health counselor with focused efforts and experience in students' mental, social and emotional health, providing individual counseling, group counseling, inclusive outreach and crisis management. He also had success as a business owner and was the executive director of the Goldwin Foundation, an organization that raised funds for providing grants for National Children's Hospitals and other programs that focused on serving children with special medical needs.

Dr. Chatters graduated from Midland University in 2002 with a degree in psychology. He has been a licensed mental health practitioner since 2006.

Lawrence and his wife, Katie, have two daughters, Airlon and Mikayla.



LISA KOPECKY

Director of Performance Nutrition Sixth Season Mount Marty (1995)

Lisa Kopecky was named the director of performance nutrition in January of 2023 after serving as the assistant director of performance nutrition since September of 2018.

Kopecky is responsible for performance related fueling and medical nutrition therapy of student-athletes, as well as team nutrition education. She also works directly with the men's and women's golf, baseball, softball, men's and women's gymnastics and soccer programs.

Kopecky has practiced medical nutrition therapy and food service management in Nebraska and South Dakota for over 20 years. She previously served as the assistant

coordinator of performance nutrition for the athletic department from 1998 to 2002.

Kopecky earned her bachelor's degree in nutrition and food science from Mount Marty College in 1995. She completed her dietetic internship at Oklahoma State in 1996 and earned a master's degree in nutrition from UNL in 2005.

A Vermillion, S.D., native, Kopecky is married to Lon Kopecky and they have three sons, Landon, Lance and Lawson.



DEREK BOND

Director of Championships & Security Operations Seventh Season Nebraska (2008)

CREDENTIALS

- Nebraska Women's Basketball Director of Athletic Events/Pinnacle Bank Arena (2017-Present)

Derek Bond joined the Nebraska Athletics full-time staff in January of 2009, and is in his second season as director of championships and security operations. He served the past five seasons as an assistant director of athletic events.

Among his many responsibilities throughout the athletic year, Bond serves as the primary event management contact for Nebraska women's basketball games at Pinnacle Bank Arena.

The Lodgepole, Neb., native earned his bachelor's degree in business administration from the University of Nebraska in December of 2008.

Bond assisted at athletic events as a student worker from October of 2006 until his graduation.



AMY SEILER

Massage Therapy Coordinator 27th Season Nebraska Wesleyan (1986)

CREDENTIALS

- American Massage Therapy Association
- National Event Sports Massage Specialist Certification (1999)

Amy Seiler has served as a massage therapy coordinator since 1996 after spending 10 years in private practice.

She is responsible for providing massage therapy to student-athletes from each sport as an adjunct to the treatment offered in the training room, in addition to providing event

sports massage for any championship events in which NU athletes participate.

Seiler graduated from Nebraska Wesleyan in 1986 with an associate of science degree in health, physical education and recreation-massage therapy.

She is a member of the American Massage Therapy Association and earned National Event Sports Massage Specialist Certification in 1999.

Seiler and her husband, Jim, have two children, Michaela Patt and Jay.



ERIN SMITH

Assistant Equipment Manager Fifth Season Missouri Western State (2013)

CREDENTIALS

- Assistant Equipment Manager, Nebraska (2019-present)
- Assistant Equipment Manager, Nebraska (2015-18)
- Intern, Equipment Department, UConn (2014-15)
- Graduate Assistant, Equipment Operations, Wichita State (2013-14)

Erin Smith rejoined the Nebraska Athletic Department as an equipment manager in July of 2019. She works with Nebraska's women's basketball, volleyball, track and field and cross country teams.

Smith (formerly Widrig) first joined the department in April of 2015 before leaving in the summer of 2018.

Smith first came to Nebraska after working as an intern in the equipment department at UConn. Prior to her time with the Huskies, Smith was an equipment operations graduate assistant at Wichita State.

Smith earned her master's in sports management from Wichita State in May of 2015 after earning a bachelor's degree in recreation sports management and a minor in general business from Missouri Western State in May of 2013.

Erin and her husband, Tanner, have an infant son, Jaylen.



ERYNN BUTZKE

Spirit Squad Head Coach 13th Season Nebraska (2003)

CREDENTIALS

- Nebraska Spirit Squad Head Coach (2011-Present)
- Denver Broncos Cheerleader (2004)
- Scarlets Dance Team (Nebraska, 2000-03)

Erynn Butzke has served as Nebraska's Spirit Squad Head Coach since 2011. She directs the Cheer Squad, Scarlets Dance Team and Mascot program and oversees their performances at more than 200 events each season.

The mission of the Nebraska Spirit Squad is to unify students, alumni and fans in support of Nebraska and its athletes. The talented and dedicated members of Nebraska's spirit program motivate and entertain the crowd, promote school spirit and represent the university at campus and community events.

They perform at athletic events and serve

as ambassadors for the Athletic Department and the University of Nebraska by attending community and philanthropic events.

Butzke (formerly Nicholson) was a member of the Scarlets Dance Team from 2000 to 2003, placing second in Division 1A Jazz at UDA College Nationals in 2001. She spent a year cheering for the Denver Broncos and coaching the Fossil Ridge High School Dance Team in Fort Collins.

She returned to Nebraska after performing as a dancer, choreographer and director for several college, high school and community dance groups including Los Angeles based--Diavolo II and the Omaha Moving Company.

She earned her degree in English from Nebraska in 2003. She and her husband, Andrew, have an infant son, Kai.



KYLE WEBBER

Assistant Director of Marketing & Fan Experience First Season Nebraska (2020)

CREDENTIALS

- Women's Basketball Director of Marketing & Fan Experience (Nebraska, 2023-Present)
- Assistant Director, Marketing & Fan Experience (Nebraska, 2021-Present)
- Student-Assistant, Marketing (Nebraska, 2018-20)

Kyle Webber joined the Nebraska Athletic Department in September of 2021. Webber previously served as a student worker in the marketing department from 2018 to 2020.

In his current role, Webber oversees marketing and fan experience efforts for

women's basketball and men's and women's gymnastics.

Prior to coming back to Nebraska, Webber was a marketing assistant at Ole Miss and a sales planner intern at Opendorse.

He also was a marketing and event intern at the 2018 AutoZone Liberty Bowl.

Kyle graduated from Nebraska in 2020 with a degree in sports media and communications and received his master's degree in integrated marketing communications from Mississippi in 2022.



COACHES



AMY WILLIAMS

Head Coach Eighth Season Nebraska (1998)

A proven program builder, Amy Williams enters her eighth season at Nebraska after leading the Huskers to postseason eligibility for the fourth consecutive season in 2023.

A year after running to the 2022 NCAA Tournament with a 24-9 record and a No. 23 NET ranking while advancing to the Big Ten Tournament semifinals, the Huskers overcame multiple season-ending injuries to starting guards to advance to the WNIT Super 16 and finish with an 18-15 overall record.

First-team All-Big Ten guard Jaz Shelley and second-team All-Big Ten center Alexis Markowski joined honorable-mention All-Big Ten forward Isabelle Bourne in carrying NU back to the postseason despite injuries to starting guards Allison Weidner and Sam Haiby.

In addition to individual honors for Husker players, Nebraska's 2022-23 season was highlighted by its first win over Maryland - a 90-67 victory over the No. 20 Terrapins in College Park on Dec. 4, 2022. Just over two weeks later, the Huskers added an 85-79 triple-overtime win over No. 20 Kansas in Lincoln. However that win was dampened by the season-ending injury to Weidner early in the fourth quarter that changed the course of NU's season.

The Huskers added a Pinnacle Bank Arena attendance record of 14,289 on Feb. 18, which helped them finish No. 13 nationally in average home attendance with 5,761 fans per game.

Nebraska added a third win over a top-25 opponent with a 90-57 sprint past No. 25 Illinois in Champaign on Feb. 22.

In 2021-22, the Huskers put one of the most complete teams in school history on the floor, ranking 10th nationally in scoring (77.8 ppg), 13th in assists (17.4 apg), 18th in scoring margin (+13.5 ppg), while leading the Big Ten, setting a school record and ranking 21st nationally in three-pointers made per game (8.5). NU also led the Big Ten and ranked 23rd in the nation in rebounding (41.8 rpg), while leading the Big Ten in field goal percentage defense (.385).

Nebraska fans also showed up in droves to watch their beloved Big Red despite continued challenges caused by the COVID pandemic, as the Huskers ranked 14th nationally in total home attendance (76,317) and 18th nationally in average home attendance (4,489) in 2021-22.

The Husker faithful went home happy night after night from Pinnacle Bank Arena, as Nebraska tied a school record with 16 home victories, including a trio of home wins over 2022 NCAA Sweet Sixteen qualifiers (Indiana, Michigan, Creighton). Overall, Nebraska notched four wins on the year against Sweet Sixteen teams, including a victory over Michigan in the Big Ten Tournament quarterfinals.

Nebraska's three wins over top-10 teams (No. 8 Michigan, 79-58, Jan. 4; No. 5 Indiana, 72-55, Feb. 14; No. 10 Michigan, 76-73, March 4) marked just the second time in school history the Big Red posted multiple wins over top-10 teams in the same season. Nebraska's 21-point home win over the Wolverines matched the largest victory margin in NU history over a top-10 foe, while the 17-point win over the Hoosiers marked Nebraska's largest margin ever against a top-five opponent.

Four Huskers earned All-Big Ten honors in 2021-22, led by newcomers Shelley (Second Team/All-Defensive) and Markowski (Second Team/Big Ten Freshman of the Year) and captains Haiby and Bourne, who both claimed honorable-mention accolades.

Nebraska, which continues to feature a 100 percent Graduation Success Rate in women's basketball, also set a program record with nine Academic All-Big Ten selections in 2021-22.

Williams, who proved herself as a winner and a program builder in her first nine seasons as a collegiate head coach, returned to her alma mater to lead a new stage in the Husker program when she was hired as Nebraska's head coach on April 11, 2016.

In her second season with the Big Red, Williams showed she could get a program moving forward in a hurry. Williams captured 2018 Big Ten Coach-of-the-Year honors after leading the nation's biggest turnaround. The Huskers earned a bid into the 2018 NCAA Tournament and finished with a 21-11 record - a nation-leading 14-game turnaround in the win column over 2016-17.

Nebraska was plus-eight in the win column in Big Ten play, finishing with an 11-5 mark and claiming the No. 3 seed in the Big Ten Tournament. The Huskers then knocked off No. 24 Michigan in the league tournament quarterfinals to advance to the conference semifinals for the first time since 2014.

Defensively, Nebraska led the Big Ten with a school-record field goal percentage defense (.371) while also leading the conference in three-point field goal percentage defense (.299). The Huskers improved 12.7 points per game defensively over the 2016-17 campaign and were six points per game better on the offensive end.

In 2019-20, Williams led the Huskers back to postseason eligibility with a 17-13 overall record before the season abruptly ended because of the COVID-19 outbreak. Nebraska's 17 wins

COACHING HIGHLIGHTS

- Head Coach, Nebraska (2016-Present)
- NCAA Tournament (Nebraska, 2018, 2022)
- Naismith National Coach of the Year Semifinalist (1 of 10, 2018)
- Big Ten Coach of the Year (2018)
- Summit League Coach of the Year (2015, 2016)
- 2016 WNIT Champions
- 2016 Summit League Regular-Season Champions
- 2014 NCAA Tournament (South Dakota)
- 2014 Summit League Tournament Champions
- Four Summit League Championship Game Appearances
- Head Coach, South Dakota (2012-16)
96-44 Record (4 Seasons)
- Head Coach, Rogers State (2008-12)
97-65 (5 Seasons)
- Assistant Coach, Tulsa (2005-07)
- Assistant Coach, Oklahoma State (2002-05)
- Assistant Coach, Texas-San Antonio (2001)
- Graduate Assistant, Nebraska-Kearney (1999-2000)
- Four-Year Letterwinner Nebraska (1995-98)

WILLIAMS' YEAR-BY-YEAR RECORD

Season	School	Record	Pct.	Conf.	Pct.
2007-08	Rogers State (NAIA)	13-18	.419	9-13	.409
2008-09	Rogers State (NAIA)	18-14	.563	11-11	.500
2009-10	Rogers State (NAIA)	21-11	.656	12-10	.545
2010-11	Rogers State (NAIA)	23-10	.697	15-7	.682
2011-12	Rogers State (NAIA)	22-12	.647	14-8	.636
5 Seasons	Rogers State Record	97-65	.599	61-49	.555
2012-13	South Dakota	19-16	.543	10-6	.625
2013-14	South Dakota	19-14	.576	7-7	.500
2014-15	South Dakota	26-8	.765	13-3	.813
2015-16	South Dakota	32-6	.842	15-1	.938
2016-17	Nebraska	7-22	.241	3-13	.188
2017-18	Nebraska	21-11	.656	11-5	.688
2018-19	Nebraska	14-16	.467	9-9	.500
2019-20	Nebraska	17-13	.567	7-11	.389
2020-21	Nebraska	13-13	.500	9-10	.474
2021-22	Nebraska	24-9	.727	11-7	.611
2022-23	Nebraska	18-15	.545	8-10	.444
11 Seasons	NCAA Division I Record	210-143	.595	103-82	.557
16 Seasons	Career Record	307-208	.596	164-131	.556

represented a three-game improvement in the win column, despite facing a Big Ten Conference that produced its strongest collection of teams in a decade. The Big Ten was poised to send eight teams to the NCAA Tournament and several more to the WNIT, as 11 teams finished in the top 64 in the Massey Ratings.

Nebraska revamped its roster and continued to battle the best teams in the Big Ten, notching five victories over top-25 Big Ten teams in an abbreviated 2020-21 season. The Huskers were anchored inside by Kate Cain. The 6-5 center was an honorable-mention All-Big Ten performer as a senior in 2020-21. Nebraska's career leader in blocked shots (352), Cain also claimed her third appearance on the Big Ten All-Defensive Team. She was a three-time Lisa Leslie Award candidate and one of 15 finalists for the Naismith National Defensive Player of the Year award.

Cain, who completed her fourth season on the court at Nebraska following her early graduation in the summer of 2020, signed a free agent training camp contract with the WNBA's Las Vegas Aces in 2021 before starting her professional career overseas in 2021-22.

Haiby and Bourne joined Cain in collecting All-Big Ten honors in 2020-21. Nebraska's MVP, Haiby captured second-team All-Big Ten accolades as the only player to rank among the conference's top 15 in scoring (11th, 16.8 ppg), rebounding (15th, 6.8 rpg) and assists (8th, 4.4 apg). Haiby's game-winning putback at the buzzer against Northwestern was named ESPN SportsCenter's Top Play on New Year's Eve, giving Nebraska one of its five wins on the year against top-25 opponents.

Bourne, a 6-2 forward from Canberra, Australia, also produced a breakout season for the Big Red by earning honorable-mention All-Big Ten recognition. Bourne averaged 13.6 points, 7.5 rebounds and 2.5 assists while proving herself as one of the most versatile players in the Big Ten.

Williams was a four-year letterwinner (Amy Gusso, 1995-96-97-98) at Nebraska, playing



for coaches Angela Beck and Paul Sanderford before embarking on a career in coaching. The academic All-Big 12 honoree earned her bachelor's degree from Nebraska as a biology and mathematics major in 1998, before earning her master's degree in sports administration from Nebraska-Kearney in 2002.

Williams spent four successful seasons (2013-16) as the head coach at South Dakota, where she led the Coyotes to four straight postseason appearances. She led USD to a 32-6 record that culminated with a WNIT Championship in 2015-16. The Coyotes won the Summit League regular-season title with a 15-1 mark, and she was named the Summit League Coach of the Year for the second consecutive season.

Her gritty pack of Coyotes posted a Division I school-record 32 wins (32-3), surpassing the 26 her Yotes totaled in 2014-15, when she won her first Summit League Coach-of-the-Year award. Over Williams' final two seasons at USD, her teams went 58-14 (.806), including 28-4 in the Summit League with a pair of regular-season conference crowns.

She led USD to a school-record 16 straight wins before falling to South Dakota State in the Summit League Tournament title game. The Coyotes defeated the same SDSU team that advanced to the NCAA Tournament second round twice during the season. Five of USD's six losses in 2015-16 came to teams that advanced to postseason play, including a loss to NCAA Women's Final Four qualifier Washington.

Williams' team rolled to a WNIT title with six straight wins, including wins over Creighton, Minnesota, Northern Iowa, Western Kentucky and a whopping 34-point victory over Oregon before beating Florida Gulf Coast.

She finished her four-year stint in Vermillion with the second-most victories in program history (96), averaging 24 victories per year in her first stop as an NCAA Division I head coach. She led the Coyotes to four straight Summit League championship games.

In 2014-15, Williams guided USD to a 26-8

mark that included a trip to the second round of the WNIT. The Coyotes went 13-3 on their way to a Summit League regular-season title. Their 2014-15 success represented a seven-game improvement in the win column over 2013-14 (19-14), when they won the Summit League Tournament title. That team earned an automatic bid to the 2014 NCAA Tournament before falling to Stanford in the first round.

In her first season at South Dakota, Williams finished with a 19-16 record and earned a trip to the Women's Basketball Invitational semifinals.

Williams, began her head coaching career with a unique opportunity at Rogers State in Oklahoma. She was named the first-ever head women's basketball coach for the fledgling program in 2007-08 and built the program from the ground up. Her stay at the Claremore, Okla., school culminated with a trip to the NAIA Elite Eight in 2011-12. In five years with the Hillcats, Williams went 97-65, including the school's first trip to the NAIA Tournament in 2010-11.

Williams started her coaching career as a graduate assistant at Nebraska-Kearney (1998-99 to 1999-2000), before earning a full-time assistant coaching role at the University of Texas San Antonio in 2000-01. She spent four seasons as an assistant coach and recruiting coordinator at Oklahoma State (2001-02 to 2004-05), before working in a similar role at Tulsa (2005-06 to 2006-07).

Williams helped the Golden Hurricane claim its first Conference USA regular-season and tournament championships in 2006. The Hurricane also earned its first trip to the NCAA Tournament and won its first tournament game on its way to a 26-6 record.

Williams served as the top assistant and recruiting coordinator at Oklahoma State, and brought the 2003 Big 12 Newcomer of the Year to Stillwater in a class that was ranked No. 19 by All-Star Girls Report.

A native of Spearfish, S.D., Williams and her husband, Lloyd, have two daughters Kennadi and Bentli.



Nebraska Coach Amy Williams with her husband, Lloyd, and daughters, Bentli (left) and Kennadi (right).



COACHING HIGHLIGHTS

- Assistant Coach, Nebraska (2023-present)
- Assistant Coach, Florida (2020-23)
- Assistant Coach, Montana State (2016-20)
- Assistant Coach, Colorado (2015-16)
- Video Coordinator, Colorado (2014-15)
- Assistant Coach, Merrimack College (2011-14)
- Assistant Coach, Western Colorado (2010-11)
- Assistant Coach, William Penn (2009-10)
- Assistant Coach, Metro State Denver (2007-09)

A long-time NCAA Division I assistant with a track record of success around the country, Julian Assibey will join the Nebraska women's basketball staff for the 2023-24 season, Head Coach Amy Williams announced on Monday, April 17.

Assibey (pronounced ah-SEE-bay) comes to Lincoln after spending the past three years as an assistant coach at Florida, where he helped the Gators to three consecutive postseason berths. In his first season (2020-21) in Gainesville, Assibey helped the Gators to their first postseason berth since a 2016 NCAA Tournament bid, and their first postseason victory since 2014. In 2021-22, Assibey helped guide the Gators to a 21-11 record and a trip to the first round of the NCAA Tournament. In 2022-23, Florida finished with a 19-15 overall record that included three wins to advance to the Postseason WNIT Great Eight.

"We are very excited to add Julian, his wife Kaylee, and son's Malachi and Elijah to our Husker women's basketball family," Williams said. "Julian is a high-energy, passionate coach and a dynamic recruiter. His 16 years of collegiate coaching experience coupled with his values and integrity make him the perfect person to positively impact our student-athletes through the game of basketball."

Assibey went to Florida after spending four successful seasons (2016-20) at Montana State, where he helped the Bobcats to a pair of Big Sky regular-season titles and one conference tournament crown. In addition to his assistant coaching duties, Assibey served as the recruiting coordinator for the Bobcats, who produced nine all-conference honorees

JULIAN ASSIBEY

Assistant Coach First Season William Penn (2005)

including a pair of Big Sky players of the year in his four seasons.

In 2019-20, Montana State produced one of the best seasons in school history, finishing with a 25-6 record that included a Big Sky regular-season title with a 19-1 mark. The Bobcats advanced to the Big Sky Tournament title game against Idaho, but the game was canceled due to the COVID-19 pandemic. Fallyn Freije was named the 2020 Big Sky Player of the Year. In Assibey's first year at Montana State (2016-17), the Bobcats rolled to Big Sky regular-season and tournament titles, led by league player of the year Peyton Ferris. The Bobcats earned an automatic bid to the 2017 NCAA Tournament and finished the season with a 25-7 record that included a 15-3 Big Sky mark.

Assibey previously served the 2014-15 season as the video coordinator at Colorado, before advancing to a full-time assistant role for the Buffaloes in 2015-16. He returned to the state of Colorado after a pair of previous stops at Western Colorado (2010-11) and two years at Metro State Denver (2007-09).

Following his season at Western Colorado, Assibey traveled to Andover, Mass., where he spent three seasons as an assistant at Merrimack College. The Warriors posted a 12-game improvement in the win column from his first season (5-21) in 2011-12 to his second season (17-12) in 2012-13.

Born and raised in Ghana, West Africa, Assibey grew up in Downey, Calif., before earning four letters in men's basketball while also competing in track and field (long jump, triple jump, 4x100-meter relay) at William Penn in Oskaloosa, Iowa. He earned his bachelor's degree in sports administration and strength and conditioning in 2005. Following his two seasons as an assistant coach at Metro State Denver (2007-09), he spent one season on staff as an assistant coach at William Penn (2009-10). While coaching at Merrimack in Massachusetts, Assibey completed his master's degree in coaching and athletic administration from Concordia University in 2013.

Julian and his wife, Kaylee, have two sons, Malachi and Elijah.





JESSICA KELLER

Assistant Coach Second Season Quincy (2009)

record 56.6 points per game in her final season in 2016-17. It broke the previous record set by her 2015-16 Cougar squad.

Keller was named to the Women's Basketball Coaches Association's (WBCA) 30 Under 30 Inaugural Class.

She coached 10 all-conference and five All-America selections in three seasons at Columbia. She was aided by the 2016-17 NAIA Assistant Coach of the Year.

Academically, Keller implemented standards to achieve NAIA Scholar Team recognition (3.0 team grade-point average) each season, which were the first and only times the program achieved the award. She also incorporated a variety of service activities for team engagement, as the Cougars led the athletic department in team service hours for the 2016-17 academic year.

Prior to her time at Columbia, Keller served as the assistant coach at Minnesota State University in Mankato from 2011 to 2014.

Her final two seasons as an assistant at Minnesota State were spent under Head Coach Emilee (Gusso) Thiesse, the sister of Nebraska Head Coach Amy (Gusso) Williams.

In two seasons working with Thiesse in Mankato, Minnesota rolled to a combined 49-12 record and advanced to the second round

of the 2013 NCAA Division II Central Region Tournament.

Overall, in three seasons at Minnesota State, Keller helped the Mavericks to 67 victories. She served as the team academic coordinator and helped the Mavericks rank among the top-25 teams in GPA for NCAA Division II. She also served as the athletics liaison to the admissions office at Minnesota State.

Before coaching at Minnesota State, Keller was a two-year graduate assistant coach at Quincy University in Illinois, where she completed her master's degree in business administration.

The Belle, Missouri, native played collegiately at Quincy from 2005 to 2009. She capped her career as an honorable-mention WBCA All-American and a second-team CoSIDA Academic All-American in 2009.

Keller was a three-time All-Great Lakes Valley Conference performer, and was named the GLVC Player of the Year as a senior in 2009. She graduated as the school's career leader in points (1,823), steals (324), free throws made (487) and free throws attempted (652).

A double-major in accounting and finance, Keller graduated with honors and earned the GLVC's Richard F. Sharf Paragon Award, which combines academics, athletics, leadership and character.

COACHING HIGHLIGHTS

- Assistant Coach, Nebraska (2022-present)
- Associate Head Coach, Illinois State (2020-22)
- Assistant Coach, Illinois State (2017-20)
- Head Coach, Columbia (Mo.) College (2014-17)
- Assistant Coach, Minnesota State (2011-14)
- Graduate Assistant, Quincy University (2009-11)
- WBCA All-American (HM, 2009)
- CSC Academic All-American (2nd, 2009)

Jessica Keller joined the Nebraska women's basketball staff as an assistant coach on June 6, 2022.

Keller came to Nebraska after spending five seasons as an assistant at Illinois State, including two seasons as the associate head coach.

In her final season with the Redbirds, Keller helped lead Illinois State to the Missouri Valley Conference Tournament title and a bid to the 2022 NCAA Tournament.

Nebraska Head Coach Amy Williams said Keller was a great fit for the Husker program.

"We are thrilled to add Jessica Keller to our Husker women's basketball staff," Williams said. "She is an outstanding basketball mind with great teaching skills and she has established herself as a person of high character and integrity. She is a tireless worker that fits perfectly with the culture here at Nebraska, and I am excited to have her pouring into the young women in our program."

Before serving five seasons as an assistant at ISU, Keller spent three successful seasons as the head coach at Columbia College in Missouri.

Keller compiled a 75-24 overall record in three seasons at the NAIA level, including a 55-17 mark in the American Midwest Conference. She coached the Cougars to a pair of NAIA Tournament appearances. Columbia opened her second season as head coach with a school-record 19 consecutive wins and achieved the highest ranking in school history at No. 3 in the NAIA Division I Coaches' Poll. Her Cougar teams were ranked in 31 out of 34 polls during her tenure.

Keller's teams played tough defense at Columbia, holding opponents to a school-





TANDEM MAYS

Assistant Coach Eighth Season Tulsa (2007)

COACHING HIGHLIGHTS

- Assistant Coach, Nebraska (2016-Present)
- Assistant Coach, South Dakota (2014-16)
- Graduate Assistant, South Dakota (2012-14)
- Assistant Coach, Rogers State (2008-12)
- Team Captain, Tulsa (2006-07)
- Player, Tulsa (2004-07)

Tandem Mays enters her eighth season as an assistant coach at Nebraska in 2023-24 and is a long-time assistant to Husker head coach Amy Williams. Mays is entering her 16th season as an assistant for Williams, after spending two seasons playing for her at Tulsa.

Mays helped the Huskers to postseason eligibility for the fourth consecutive year in 2022-23, as Nebraska battled its way to an 18-15 record and a trip to the WNIT Super 16 despite season-ending injuries to starting guards Allison Weidner and Sam Haiby.

Despite the challenges, Jaz Shelley (1st), Alexis Markowski (2nd), Isabelle Bourne (HM) and Haiby (HM) all earned All-Big Ten recognition, while the Huskers ranked No. 13 nationally in average home attendance with 5,761 fans per game at Pinnacle Bank Arena. The Big Red also attracted an arena-record crowd for women's basketball of 14,289 on Feb. 18, 2023.

In 2021-22, Mays helped the Huskers to the NCAA Tournament and a final 24-9 overall record. Nebraska finished with a final No. 23 NET ranking and advanced to the Big Ten Tournament semifinals after posting four wins over 2022 NCAA Sweet Sixteen teams.

The Huskers notched three wins over NCAA Elite Eight teams during the season, including a pair over top-10 Michigan and a win over Creighton. The Huskers added a 72-55 victory over No. 5 Indiana (Feb. 14), which marked Nebraska's largest win in school history over a top-five opponent at game time.

Nebraska put one of the most complete teams in school history on the floor in 2021-22, ranking 10th nationally in scoring offense (77.8 ppg), 13th in assists (17.4 apg), 18th in scoring margin (+13.5 ppg), while leading the Big Ten, setting a school record and ranking 21st nationally in three-pointers made per game (8.5). NU also led the Big Ten and ranked 23rd in the nation in rebounding (41.8 rpg),

while leading a Big Ten that featured four of the nation's highest scoring teams in field goal percentage defense (.385).

The Huskers ranked 14th nationally in total home attendance, and they sent the crowds at Pinnacle Bank Arena home happy by tying the school record with 16 home victories on the season.

The 2021-22 Huskers featured Big Ten Freshman of the Year Alexis Markowski, who joined fellow newcomer Jaz Shelley in earning second-team All-Big Ten honors. Nebraska added honorable-mention All-Big Ten awards for captains Sam Haiby and Isabelle Bourne - the second all-league honors of their careers.

Mays was also a key part of Nebraska's 2017-18 NCAA Tournament team that posted the nation's top turnaround with 14 more wins than 2016-17. The Big Red advanced to the Big Ten Tournament semifinals after finishing third in the conference regular-season standings. The 2017-18 team featured freshmen Kate Cain and Taylor Kissinger, who gave Nebraska a top-25 recruiting class by ESPN. The Huskers added another ESPN top-25 recruiting class in 2018-19 and an ESPN top-25 class again heading into 2021-22.

Cain, a 6-5 center, closed her four-year career at Nebraska with 1,085 points, 780 rebounds and a school-record 352 blocked shots, which ranked No. 6 in Big Ten history. A three-time member of the Big Ten All-Defensive Team, Cain was one of 15 candidates for the Naismith National Defensive Player of the Year Award in 2021. A two-time honorable-mention All-Big Ten choice and a member of the Big Ten All-Freshman Team, Cain signed a WNBA Training Camp contract with the Las Vegas Aces following her graduation from Nebraska.



Nebraska's top-25 class that entered 2018-19 as freshmen, included current Husker star Sam Haiby. The 5-9 guard from Moorhead, Minn., captured second-team all-conference honors in 2020-21 as the only player in the Big Ten to rank among the top 15 players in the league in scoring (11th, 16.8 ppg), rebounding (15th, 6.8 rpg) and assists (8th, 4.4 apg). She also led the Huskers in steals. Haiby finished her career at Nebraska in 2023-24 as the only player in school history to achieve the combined career milestones of 1,000 points (1,618), 500 rebounds (642) and 400 assists (477).

After an impressive run to the 2018 NCAA Tournament, the Huskers were postseason eligible again in 2020 before the COVID-19 pandemic ended the season. A totally revamped Husker roster advanced to the round of 16 in the 2021 Postseason WNIT.

Before joining Williams at Nebraska, Mays spent two seasons as a full-time assistant with her at South Dakota. In those two seasons, USD won a pair of Summit League regular-season titles and averaged 29 victories per year. In 2015-16, The Coyotes finished with a 32-6 overall record that culminated with a 2016 Postseason WNIT crown.

Mays also served as a graduate assistant at South Dakota under Williams in 2012-13 and 2013-14. Mays helped USD to an appearance in the 2014 NCAA Tournament after rolling to the Summit League Tournament title.

Overall, Mays helped lead South Dakota to four consecutive postseason tournament appearances, while averaging 24 victories per season. She also helped guide the Coyotes to four straight trips to the Summit League Tournament title game.

Mays spent four seasons on the Rogers State staff led by Williams from 2008-09 to 2011-12. Mays was part of two NAIA Tournament trips, including a run to the NAIA Elite Eight in 2012.

During her stay on the Rogers State staff, Mays helped the Hillcats to an 84-47 record while assisting with on-court skill development of the guards, recruiting, scouting and academic development.

Mays was a four-year member of the Tulsa women's basketball program from 2003-04 through 2006-07. A three-year starter, Mays played for a Golden Hurricane staff that included Williams as an assistant coach in 2005-06 and 2006-07. As a junior in 2005-06, Mays helped the Golden Hurricane claim its first Conference USA regular-season and tournament titles and advance to the NCAA Tournament. Tulsa won its first-ever NCAA Tournament game and finished with a 26-6 overall record. Mays was a captain as a senior in 2006-07.

Mays was originally recruited by Coach Williams when Mays was a player at Fort Smith (Ark.) Northside High School, and Williams was an assistant coach at Oklahoma State.

Mays earned her bachelor's degree from Tulsa as an exercise and sport science major in 2007.



AMANDA HART

Director of Operations Eighth Season Dakota Wesleyan (2014)

Amanda Hart enters her eighth season as the director of women's basketball operations at Nebraska in 2023-24.

Hart also spent the 2015-16 in a similar role with Coach Amy Williams at South Dakota. Hart coordinates all aspects of Nebraska's team travel and assists in scheduling. She also plays a major role in Nebraska's women's basketball summer camps.

Hart coordinates interactions between the Nebraska women's basketball program and all areas of the department, including Athletic Communications, Marketing, Digital Media and Ticketing to help promote the program across all platforms. She played an important role in Nebraska's Pinnacle Bank Arena attendance record for women's basketball with 14,289 fans on Feb. 18, 2023. She was also a driving force behind Nebraska's No. 13 national ranking in attendance (5,761/game) in 2022-23.

Prior to joining Williams, Hart served as an assistant women's basketball coach and assistant sports information director at Dakota Wesleyan.

During her time at Dakota Wesleyan, Hart assisted with player development, supervised academics, served as recruiting coordinator

and created travel itineraries. Her sports information responsibilities included writing press releases, generating online content, game-day statistics and operations, and the creation of media guides.

As a standout women's basketball player at Dakota Wesleyan, Hart finished seventh on the all-time scoring list with 1,406 points. She also set the career three-point record with 391, including a single-season school-record 112 in 2011-12.

A College Sports Communicators Academic All-District honoree as a student-athlete at Dakota Wesleyan, Hart was a four-time Great Plains Athletic Conference selection. She was also a two-time NAIA All-America Scholar-Athlete.

Hart earned her bachelor's degree as an English and sport management major from Dakota Wesleyan in 2014. She completed her master's degree in educational policy and administration in December of 2015.

Hart was inducted into the Dakota Wesleyan Athletics Hall of Fame in 2019.

CREDENTIALS

- Director of Operations, Nebraska (2016-present)
- Director of Operations, South Dakota (2015-16)
- Assistant Coach, Dakota Wesleyan (2014-15)
- Assistant Sports Information Director, Dakota Wesleyan (2014-15)
- Dakota Wesleyan Athletics Hall of Fame Inductee (2019)
- Four-Time Great Plains Athletic Conference, Dakota Wesleyan (2011-14)
- Two-Time NAIA All-America Scholar Athlete, Dakota Wesleyan



EDDIE PRALEY

Video & Creative Content Coordinator First Season Guilford College (2015)

Eddie Praley joined the Nebraska women's basketball full-time staff as the video and creative content coordinator in September of 2023.

Praley coordinates all aspects of Nebraska's video program, including practice video, opponent video and organizing opponent scouting reports with coaches.

He also helps coordinate Nebraska's social media team for recruiting purposes across all platforms, working closely with the Husker Digital, Athletic Communications, Marketing and Ticketing areas to develop short- and long-term plans.

Praley came to Nebraska after a one-year stint as the video coordinator at Maryland in 2022-23. He helped the Terrapins to the NCAA Elite Eight. It was his second stint working with the Terrapins, after also serving as a video intern at Maryland in 2015-16.

In eight seasons in NCAA Division I video departments, Praley has helped his teams to the postseason every year, including five NCAA Tournament trips, one NCAA Elite Eight, two Sweet Sixteens and five appearances in the NCAA second round. He also was part of a WNIT Championship team. His teams have averaged nearly 24 wins per season.

Praley has strong experience in video, creative and recruiting operations at multiple stops around the Big Ten and the nation.

From the fall of 2018 to the spring of 2022, Praley spent four seasons as the coordinator of video

and recruiting operations at Iowa State, where he helped the Cyclones to a trio of NCAA Tournament appearances, including the 2022 NCAA Sweet Sixteen.

He assisted the Cyclones with all aspects of video editing and opponent scouts while assisting with graphic design and creative materials for recruiting purposes.

Praley joined the Iowa State program after spending two seasons at Indiana as a graduate assistant (2016-18). He helped Indiana to a pair of Postseason WNIT trips, including a WNIT Championship in 2018.

His stint at Indiana followed his first stop in the Big Ten Conference with one season as a video intern at Maryland. He helped break down game film, created team videos and assisted with creative design during his stretch with the Terps, who finished 31-4 and captured Big Ten regular-season and tournament titles before advancing to the NCAA second round.

Praley also has experience working summer camps at Duke, George Washington, Maryland and Virginia.

Praley earned his bachelor's degree in business administration from Guilford College in Greensboro, N.C., in 2015. He added a master's degree in educational leadership and administration from Indiana in 2018.

CREDENTIALS

- Video & Creative Content Coordinator (Nebraska, 2023-Present)
- Video Coordinator, Maryland (2022-23)
- Video & Recruiting Coordinator, Iowa State (2018-22)
- Graduate Assistant, Indiana (2016-18)
- Video Intern, Maryland (2015-16)



JACE HENDERSON

Director of Player Personnel, Development & Influence Second Season Montana (2019)

Jace Henderson joined the Nebraska women's basketball program as a graduate assistant manager in August 2022 and was elevated to a full-time role as director of player personnel, development and influence in the summer of 2023.

Henderson served as an assistant coach at Montana in 2020-21, after spending 2019-20 as a graduate assistant with the Lady Griz.

She was a standout student-athlete at Montana spending four years as a women's basketball player after competing in 15 matches as a setter for the volleyball team as a true freshman in 2014-15.

As a basketball senior in 2018-19, Henderson earned second-team All-Big Sky honors by averaging 12.0 points, 8.6 rebounds and 3.7 assists. She hit a Big Sky-best 56.1 percent of her field goal attempts as a senior.

Henderson was a two-time team MVP and a three-time Most Inspirational Player. Overall, she played 111 games with 56 starts, totaling 722 points, 583 rebounds and 185 assists.

Henderson joined the Lady Griz in Missoula after an outstanding career as a multi-sport athlete at Billings Senior High School. She was the 2012 and 2013 Gatorade Montana Volleyball Player of the Year - the first two-time winner in state history. She led Billings to back-to-back state titles as a junior and senior. She also finished in the top four in throws three times at the Class AA state track and field meet. Her father, Brian, was the women's basketball coach at Rocky Mountain College in Billings for 13 seasons.

She earned her bachelor's degree in organizational communication from Montana in 2019, before claiming her master's degree in public administration in 2022.



ALEX JARDINE

Women's Basketball Strength Coach Third Season Colorado (2012)

Alex Jardine joined Nebraska Athletics as the women's basketball strength coach in August of 2021. He came to Lincoln after spending four seasons (2017-18 through 2020-21) as an assistant strength coach at Montana State in Bozeman. He served as the strength coach for the women's basketball, track and field/cross country, and nordic ski teams with the Bobcats.

"Alex is an experienced women's basketball strength and conditioning coach who is an expert with movement," Nebraska Coach Amy Williams said. "He also strongly emphasizes injury prevention, so we believe he is going to be a tremendous asset to the development of our players."

He also spent one season as an assistant strength and conditioning coach at the South Dakota School of Mines & Technology in 2016-17.

He worked with the basketball, track and field, soccer, golf and cheer teams.

Jardine, who earned his bachelor's degree as an integrated physiology major from the University of Colorado in 2012, claimed his master's degree in exercise science from South Dakota State in 2016. He spent two seasons as a graduate assistant at SDSU (2014-15, 2015-16) and served two seasons as a sports performance intern at Colorado in 2012-13 and 2013-14. He was also a personal trainer at the CU Student Recreation Center during the 2013-14 academic year.

He is certified by the College Strength & Conditioning Coaches Association, the National Strength & Conditioning Association, United States Weightlifting, and by the American Red Cross for CPR/AED.

Alex and his wife, Lisa, have a daughter, Bentley.



BEN HUVER

Assistant Athletic Trainer Third Season Colorado Mesa (2015)

Ben Huver enters his third season as the women's basketball athletic trainer at Nebraska in 2023-24.

Huver joined the Nebraska staff in August of 2021, after spending two seasons at Montana State in Bozeman.

Originally from Riverton, Wyo., Huver spent two seasons as an assistant director of sports medicine at Southern University in Baton Rouge, La., from 2017 to 2019. He was the primary football and women's basketball athletic trainer at Southern.

Huver added two years of experience as a graduate assistant athletic trainer at Colorado Christian from 2015 to 2017. He worked primarily with the baseball and volleyball teams

at Colorado Christian, but also assisted with the men's and women's basketball programs, the men's and women's track and field programs and the men's and women's tennis teams.

Huver earned his bachelor's degree in athletic training from Colorado Mesa in 2015. He added a master's degree in organizational leadership from Colorado Christian in 2017.

Huver is CPR/AED certified, a Licensed Athletic Trainer and a member of the National Athletic Trainers' Association.

Ben and his wife, Rachel, welcomed their first child, a son Ezra, in June of 2021.



JUSTIN HARRIS, M.D.

Women's Basketball Orthopaedist

Dr. Justin Harris joined Nebraska Orthopaedic & Sports Medicine in August 2008. In 2009, Dr. Harris began serving as one of the team physicians for the University of Nebraska. In addition, he is highly involved in the care of high school athletes in Lincoln and southeast Nebraska.

Born and raised in Alliance, Neb., Harris completed his undergraduate studies at the University of Nebraska. He earned his medical degree at the University of Nebraska Medical Center in Omaha.

Harris completed his residency in orthopaedic surgery at Geisinger Medical Center in Danville, Pa.

Following residency, he completed a Fellowship in Sports Medicine and Arthroscopy at the University of Wisconsin. While there he learned the most current techniques to treat injured athletes and helped care for members of the University of Wisconsin athletic teams.

Harris specializes in the treatment of sports injuries in addition to shoulder, knee, hip, elbow, and ankle problems. His practice also encompasses the treatment of general orthopaedic conditions including fractures and arthritis.

Dr. Harris is married and has three children.



SHERI HASTINGS

Academic Counselor 17th Season Nebraska (1987)

CREDENTIALS

- Nebraska Academic Counselor (2006-Present)
- Master's Degree, Educational Psychology (Nebraska, 1995)
- Bachelor's Degree, Secondary Mathematics (Nebraska, 1987)

Sheri Hastings serves as an academic counselor at Nebraska. Hastings has been with the athletic department since August of 2006. She will serve as the academic counselor for women's basketball, soccer, men's and women's gymnastics, and bowling in 2023-24.

Nebraska women's basketball has produced a perfect 100 percent Graduation Success Rate (GSR) throughout Hastings' time as the Huskers'

academic counselor. Since 2010, Nebraska is one of only eight schools in the nation to produce a pair of Senior CLASS Award first-team All-Americans (Kelsey Griffin, Jordan Hooper).

Before coming to Lincoln, Hastings was a mathematics learning specialist for Student Support Services at UNL. She was also a secondary mathematics teacher at Grand Island High School.

A Grand Island native, Hastings earned her bachelor's degree in secondary mathematics from UNL in 1987. Hastings continued her education at Nebraska and earned a master's degree in educational psychology in 1995.

Hastings and her husband, John, have three daughters, Megan, Kathryn and Abigail.



KATE FRAZIER

Assistant Director of Life Skills Sixth Season Lincoln University (2015)

CREDENTIALS

- Nebraska Women's Basketball Life Skills Director
- Assistant Women's Basketball Coach, Missouri Southern State (2015-16)
- Master's Degree, Business/Intercollegiate Athletics Administration (Nebraska, 2018)
- Bachelor's Degree, Business Administration & Management (Lincoln University, 2015)

Kate Frazier is in her sixth season as an assistant director of Life Skills at Nebraska. She serves as the primary Life Skills contact for the Husker women's basketball team. She also works with the Nebraska track and field and cross country programs, while assisting with Life Skills for football.

Frazier, who earned her master's degree in intercollegiate athletics administration from Nebraska in 2018, spent more than a year as a graduate assistant in the Life Skills program before taking on her current role.

Prior to coming to Nebraska, Frazier spent one season as an assistant women's basketball coach at Missouri Southern State in Joplin, Mo.

Frazier, who graduated magna cum laude with her bachelor's degree in business administration and management from Lincoln University in Missouri in 2015, was also the captain of the women's basketball team. She went to Lincoln University after beginning her collegiate basketball career at Northeastern Oklahoma A&M.



TAYLOR EDWARDS

Graduate Assistant Manager First Season Montana State-Billings (2019)

CREDENTIALS

- Graduate Assistant Manager (Nebraska, 2023-present)
- Assistant Coach (MSU-Billings, 2019-20)
- Assistant Coach (Carroll College, 2020-23)

Taylor Edwards joins the Nebraska women's basketball program as a graduate assistant manager in 2023-24. A four-year contributor at Montana State-Billings from 2015-16 through 2018-19, Edwards spent one season as an assistant at MSU-Billings in 2019-20, before spending three seasons at Carroll College as an assistant coach.

In 2022-23, Carroll College finished with a 27-6 record as one of the top NAIA teams in the nation. It followed a 27-8 campaign for the Fighting Saints in 2021-22. The Helena, Mont., school also advanced to the 2021 NAIA Tournament with a 21-3 record in 2020-21.

Edwards earned her bachelor's degree as a health and human performance major at MSU-Billings in 2019. A graduate of Charles M. Russell High School in Great Falls, Mont., Edwards was a three-time Academic All-Great Northwest Athletic Conference selection at Montana State-Billings. The 5-9 guard played in 92 games during her college career, despite missing much of her sophomore season with an injury. She started her first 11 games as a sophomore before the injury and made nine starts as a senior.

As a junior in 2017-18, Edwards helped MSUB to the NCAA Division II Elite Eight after helping the Yellowjackets capture the West Regional championship. She also helped Montana State-Billings to the 2018 Great Northwest Athletic Conference Tournament title.



JILLIAN HOISTAD

Women's Basketball Office Secretary Eighth Season

Jillian Hoistad joined the Nebraska Athletic Department as an office associate in the women's basketball office in October of 2016. Hoistad provides administrative support to Head Coach Amy Williams and the entire women's basketball staff.

Hoistad assists with the day-to-day operations of the coaching and administrative staff while serving as an initial contact point in

the women's basketball office. She is also a long-time fan of Husker women's basketball.

Hoistad, who has previously worked in the University of Nebraska Extension office, graduated from Lincoln High School before earning her associate's degree in business administration/marketing from Southeast Community College.



MEET THE HUSKERS



JAZ SHELLEY

5-9 Graduate Guard Moe, Australia (Berwick College/Oregon)

1

among the Big Ten's best three-point shooters for the second straight season.

Shelley's 161 made threes in her two seasons as a Husker rank sixth on Nebraska's career list entering 2023-24. She also needs just 26 assists to join NU's career top 10 in that category, while she is just 104 points away from entering Nebraska's 1,000-point club.

A standout in the classroom and community, Shelley was a College Sports Communicators Academic All-District VII selection in 2023. She was also an Academic All-Big Ten honoree.

During Nebraska's three-game summer tour of Greece, Shelley averaged 15.3 points, 2.7 rebounds and 4.3 assists.

Shelley nearly notched a triple-double with 10 points, 10 assists and eight rebounds in a win over Penn State (Jan. 11). It was her first double-double of the season. She added her second double-double of the year with 10 points and 11 assists at No. 10 Iowa (Jan. 28), before getting a third double-double with 14 points and 10 assists at No. 12 Michigan (Feb. 12).

After earning her second spot of the month on the Big Ten Weekly Honor Roll (Dec. 12, Dec. 27), Shelley led NU with 21 points against No. 14 Michigan (Dec. 28). She also dished out five assists.

SENIOR (NEBRASKA, 2022-23)

Shelley became Nebraska's first first-team All-Big Ten selection under Coach Amy Williams in 2023. The 5-9 guard from Moe, Australia (pronounced MO-ee) led the Huskers with 14.5 points, 6.2 assists and 1.7 steals per game, while adding 4.8 rebounds.

Shelley earned her third spot on the Big Ten Weekly Honor Roll after notching her 10th career double-double and fourth of the year with 19 points and a career-high 13 rebounds to go with six assists in a win over Northwestern (Feb. 26). It followed 26 points and six assists in a 90-57 win at No. 25 Illinois (Feb. 22) - Nebraska's largest victory margin ever over a top-25 team. She added a 24-point effort against Michigan State in the Big Ten Tournament (March 2) - her eighth 20-point performance of the season.

Shelley erupted for a career-high 37 points at Minnesota (Feb. 15). She matched her previous career high with 32 points while adding eight assists in an overtime win over Mississippi State in Puerto Rico (Nov. 26). She hit a season-high seven threes in both games, and matched that number with 7-of-12 shooting in a Big Ten win over Wisconsin (Dec. 7), when she scored 31 points. Shelley added a big effort in NU's first-ever win over Maryland (Dec. 4). She scored 22 of her game-high 29 points in an 11-minute span in the second and third quarters to turn a 10-point Nebraska deficit into a 60-56 lead heading to the fourth. The Huskers pulled away for a 90-67 win over the No. 20 Terrapins in College Park. Shelley hit 6-of-10 threes at Maryland.

Shelley came through huge in another win over a ranked foe, scoring a team-high 24 points while adding six rebounds and six assists against No. 20 Kansas (Dec. 21). Shelley scored 22 points after halftime, including 10 in overtime against the unbeaten Jayhawks. Her two threes in triple overtime shot the Huskers to their fifth consecutive win.

JUNIOR (NEBRASKA, 2021-22)

Shelley led Nebraska in scoring (13.1 ppg), assists (5.0 apg), steals (1.8 spg) and blocks (0.9 bpg) while ranking second in rebounding (6.3 rpg). She was the only Big Ten player to rank among the top 20 in all five statistical categories in 2021-22.

She erupted for a career-high 32 points (11-16 FG) with a Nebraska and Big Ten Tournament record-tying nine threes in a win over Illinois (March 3). She added seven assists. It was her second 30-point and fifth 20-point performance of the season.

Shelley poured in 30 points in a 65-53 win over Drexel (Nov. 26). She added seven boards and a career-high four blocks. She added 16 points and a career-high four steals in a win at San Diego (Nov. 27).

Shelley had 21 points and five threes at Illinois (Feb. 12). She scored 20 in a win at Wisconsin (Feb. 23) and led NU with 18 points, six rebounds and six assists in a win at Wake Forest (Dec. 1). She closed Big Ten play with 17 points in a win over Northwestern (Feb. 27). She added 15 points, five assists, three blocks and three steals in a win at Minnesota (Dec. 6) and 17 points in a win over Indiana State (Dec. 11).

Shelley produced her first triple-double with 14 points, 10 rebounds and 10 assists in 20 minutes in a win over NC Central (Nov. 20). She had her first career double-double with 22 points and 11 boards against Prairie View A&M (Nov. 11), when she connected on 6-of-9 threes. Shelley added points-rebounds double-doubles vs. Wyoming (12-11), No. 8 Michigan (12-12) and No. 22 Iowa (14-11).

Shelley had a double-double with 12 points and a career-high-tying 12 boards in a 79-58 win over No. 8 Michigan (Jan. 4), before getting a double-double with 12 rebounds and 11 assists in a win over Penn State (Feb. 3). She also had 15 points and nine rebounds at No. 6 Indiana (Jan. 13).

HONORS & AWARDS

- Naismith Trophy Watch List (2023, 2024)
- Ann Meyers Drysdale Watch List (1 of 20, 2023)
- All-Big Ten (First Team, 2023; Second Team, 2022)
- Big Ten All-Defensive Team (Media, 2022)
- Nebraska Team MVP (2023)
- Nebraska 3FGM Game Record (9 vs. Illinois, March 3, 2022)
- Big Ten Tournament 3FGM Game Record (9 vs. Illinois, March 3, 2022)
- Triple-Double vs. North Carolina Central (14 pts, 10 rebs, 10 asts, Nov. 21, 2021)
- 10 Double-Doubles (4, 2022-23)
- Big Ten Weekly Honor Roll (5 Times) (Nov. 22, Nov. 29, 2021; Dec. 12, Dec. 27, 2022; Feb. 27, 2023)
- NBA Student-Athlete Summit (Summer 2022 & 2023)
- CSC Academic All-District VII (2023)
- Academic All-Big Ten (2023)
- Nebraska Scholar-Athlete Honor Roll (Fall 2021, 2022; Spring 2022, 2023)
- Tom Osborne Citizenship Team (2022, 2023)
- Australian National Team (2020-present)
- FIBA Asia Cup (Bronze, 2021)
- Australian U19 National Team (2017)
- FIBA U17 World Championship (Gold, 2016)
- Australian U18 National Team (2016)
- Australian U17 National Team (2016)
- Australian U16 National Team (2015)
- Pac-12 Freshman of the Week (Oregon, Dec. 23, 2019)

OUTLOOK (2023-24)

Jaz Shelley returns for her fifth college season and third at Nebraska hoping to lead the Huskers to the 2024 NCAA Tournament.

The Australian National Team member captured first-team All-Big Ten honors last season after averaging 14.5 points, 4.8 rebounds and 6.2 assists while also ranking

JAZ SHELLEY career statistics (nebraska, 2021-23 / oregon 2019-21)

Year	G-GS	Min	FG-FGA	Pct.	3P-3PA	Pct.	FT-FTA	Pct.	Off-Def	Reb.-Avg.	PF-D	A	TO	Blk	ST	Pts-Avg.
2019-20	33-1	584	71-167	.425	47-112	.420	20-32	.625	12-21	33-1.0	24-0	50	24	2	23	209-6.3
2020-21	22-11	387	35-99	.354	14-46	.304	3-8	.375	11-26	37-1.7	28-0	42	26	4	22	87-4.0
2021-22	32-32	987	139-327	.425	82-202	.406	58-75	.773	54-147	201-6.3	55-0	160	82	30	56	418-13.1
2022-23	33-33	1,187	154-396	.389	79-219	.361	91-111	.820	37-123	160-4.8	49-1	206	115	22	57	478-14.5
Career	120-77	3,335	398-989	.402	223-579	.385	172-226	.761	114-317	431-3.6	156-1	458	247	59	158	1,192-9.9

Shelley and Isabelle Bourne were teammates for the silver-medal winning Gems at the 2019 FIBA U19 World Championships.

SOPHOMORE (OREGON, 2020-21)

Shelley played 22 games with 11 starts. She missed Oregon's first two NCAA Tourney games with injury before facing No. 8 Louisville. She had an assist and a steal in five minutes.

Shelley averaged 4.0 points, 1.7 rebounds and 1.9 assists. She had a season-high 13 points in a win over USC (Jan. 1) when she tied a then-career high with five assists. She added 11 points vs. Utah (Dec. 6) and Washington State (Dec. 21).

FRESHMAN (OREGON, 2019-20)

Shelley averaged 6.3 points, 1.5 assists and 1.0 rebound over 33 games to help Oregon to a pair of Pac-12 titles. In her only start, Shelley had 32 points and set the Oregon record by going 10-for-14 from three-point range in a win over UC Riverside (Dec. 16, 2019). She was the Pac-12 Freshman of the Week. She scored double figures six times, including 17 points (5-8 3FG) at Long Beach State. She added 14 points (4-4 3FG) in a win over Arizona State (Feb. 9), and had 10 points in a Pac-12 Tourney win over Utah (March 6).

SHELLEY'S CAREER BESTS

Category	Total	Game
Points	37	Minnesota (2/15/23)
Rebounds	13	Northwestern (2/26/23)
Assists	12	Tarleton (11/22/22)
	12	Minnesota (2/20/22)
Steals	5	Ohio State (1/14/23)
	5	Houston Christian (11/11/22)
Blocks	4	Northwestern (2/6/23)
	4	Drexel (11/26/21)
FGA	21	Minnesota (2/15/23)
FGM	12	Wisconsin (12/7/22)
FTA	11	Michigan State (3/2/23)
FTM	10	Illinois (2/9/23)
3-PT FGA	14	UC Riverside (12/16/19)
3-PT FGM	10	UC Riverside (12/16/19)

HIGH SCHOOL

Shelley was chosen to the 23-player Australian Senior National Team (Opals) in 2020. She played at the 2017 FIBA U19 Women's World Cup, averaging 10.6 points and 3.6 assists, including a tournament-best 26 points on 9-of-18 shooting with five threes in a win over Russia. She led Australia to a semifinal upset of the USA at the 2016 FIBA U17 World Championship with a game-high 23 points, eight rebounds and five assists. Australia won gold at the 2016 FIBA U17 World Championship for the first time in history. She also played for Australia at the 2016 FIBA U18 Oceania Championship and the 2015 FIBA U16 Oceania Championship.

PERSONAL

The daughter of Phil and Carolyn (Caz) Shelley, Jaz has a sister, Sam, and two brothers, Luke and Austin. Jaz was born May 13, 2000.

Both her parents played basketball competitively in Australia and Jaz's father was her shooting coach. Her older brother, Luke, played basketball at NCAA Div. II Kentucky Wesleyan, where he was a senior in 2013-14. Her younger brother, Austin, was a freshman guard at West Texas A&M in 2021-22.

An advertising and public relations major, Shelley earned her bachelor's degree from Nebraska in May 2023. She is seeking a master's degree in journalism and mass communications. Shelley was a CSC Academic All-District honoree and claimed Academic All-Big Ten honors in 2023. She is a four-time Nebraska Scholar-Athlete Honor Roll selection. She was a member of the Tom Osborne Citizenship Team in 2022 and 2023. She attended the NBA Student-Athlete Summit during the summers of both 2022 and 2023.



JAZ SHELLEY conference statistics (big ten, 2021-23 / pac-12, 2019-21)

Year	G-GS	Min	FG-FGA	Pct.	3P-3PA	Pct.	FT-FTA	Pct.	Off-Def	Reb.-Avg.	PF-D	A	TO	Blk	ST	Pts-Avg.
2019-20	18-0	333	30-79	.380	19-50	.380	14-25	.560	4-13	17-0.9	13-0	22	8	0	13	93-5.2
2020-21	17-9	321	34-84	.405	14-37	.378	1-6	.167	10-20	30-1.8	22-0	31	21	4	20	83-4.9
2021-22	17-17	568	66-187	.353	34-111	.306	26-35	.743	35-81	116-6.8	36-0	88	51	18	34	192-11.3
2022-23	18-18	669	84-217	.387	46-127	.362	59-67	.881	19-80	99-5.5	31-1	106	65	16	30	273-15.2
Career	70-44	1,891	214-567	.377	113-325	.348	100-133	.752	68-194	262-3.7	102-1	247	145	38	97	641-9.2



DARIAN WHITE

0

5-6 Graduate Guard Boise, Idaho (Mountain View/Montana State)

During Nebraska's three-game summer tour of Greece in early August, White was NU's second-leading scorer with 15.7 points per game. She also led the Huskers with 4.7 assists per contest while adding 5.7 rebounds and 3.3 steals.

SENIOR (MONTANA STATE, 2022-23)

White started all 31 games as a senior at Montana State in 2022-23, averaging team bests of 14.3 points, 5.6 rebounds and 3.6 assists while adding 1.1 steals per game. She hit 41.7 percent (151-362) of her shots from the field and 75.7 percent (131-173) of her free throws for the 20-11 Bobcats, who finished 13-5 in the Big Sky.

White scored in double figures 20 times as a senior, pushing her career total to 97 games in double digits. She put up 10 or more points in each of her last eight games as a Bobcat, including a season-high 27 points against Eastern Washington (Feb. 27). She added 26 points, five rebounds and five assists at Sacramento State (Feb. 23), after beginning the eight-game stretch with 25 points, eight rebounds and six assists at Northern Colorado (Feb. 4). White also had 25 points, five rebounds and five assists at Eastern Washington (Dec. 31). She finished the season with seven 20-point performances. White also notched a double-double with 18 points and a season-high 11 rebounds against Idaho (Jan. 16), which marked her ninth career double-double and eighth career double-digit rebound effort.

JUNIOR (MONTANA STATE, 2021-22)

White was the MVP of the 2022 Big Sky Tournament after averaging 18.3 points, 5.0 assists, 2.7 rebounds and 2.0 steals over three games to lead the Bobcats to the tournament title and a trip to the NCAA Tournament to face Stanford. She also captured Big Sky Defensive Player of the Year honors for the second straight season in 2021-22, after leading the conference with 84 steals to rank 15th in the NCAA. She led Montana State with team bests of 15.6 points, 4.4 assists and 2.5 steals while adding 4.9 rebounds over 34 starts as a first-team All-Big Sky pick. She also ranked 15th nationally in free throws made (162) and attempted (200), while hitting 76 percent of her free throws.

White produced an outstanding season with 30 games in double figures, including each of the first 22 contests to extend a streak of 36 consecutive games in double digits. She capped the streak with a career-high 32 points to go with six rebounds and eight assists at Idaho (Feb. 7). She matched that

scoring performance with 32 points on 13-of-18 shooting to go with eight rebounds and five steals at Northern Colorado (March 4). White also put up 29 points, six rebounds and five steals at Weber State (Dec. 30). Overall, White finished with seven 20-point efforts on the year.

White also notched a trio of double-doubles as a junior, including 22 points and 12 rebounds in a career-high 46 minutes against Montana State-Billings (Dec. 9). She added 16 points and 10 assists to go with seven rebounds against North Texas (Nov. 26). White posted her third double-double with 13 points and 10 boards against BYU (Dec. 21).

SOPHOMORE (MONTANA STATE, 2020-21)

The 2021 Big Sky Defensive Player of the Year, White earned first-team all-conference honors after leading Montana State in scoring (14.6 ppg), rebounding (5.1 rpg), assists (3.8 apg) and steals (2.7 spg). She scored in double figures 22 times, including each of the final 14 games of 2020-21.

White opened the season with 22 points against North Dakota (Dec. 6), before scoring a then-career high 24 points at Portland, when she also pulled down 11 rebounds and dished out nine assists. She also snagged five steals against the Pilots (Dec. 17). It was her third 20-point effort in the first four games as a sophomore, joining a 21-point performance at Utah (Dec. 11).

She closed the season with three 20-point efforts and three double-doubles, including 16 points and 10 rebounds at Eastern Washington (Feb. 11) and 10 points and 10 boards against Northern Colorado (Jan. 9).

FRESHMAN (MONTANA STATE, 2019-20)

White put together arguably the best freshman season in Montana State history by ranking second on the team in scoring (12.7 ppg) and third in rebounding (4.8 ppg), while leading the Bobcats in both assists (3.4 apg) and steals (2.5 spg). She was named the Big Sky Freshman of the Year and was an honorable-mention All-Big Sky choice. Playing alongside Big Sky Player of the Year Fallyn Freije (13.7 ppg, 7.7 rpg), White helped Montana State to the conference regular-season title and a trip to the Big Sky Tournament Championship Game. However, the tournament title game was canceled by the onset of COVID-19, as the Bobcats finished with a 25-6 overall record and a 19-1 Big Sky mark. She averaged 19.0 points, 4.5 rebounds, 2.5 steals and 2.0 assists in two Big Sky Tournament games.

White scored in double figures 25 times, including each of the final 10 contests of the year. She scored a season-high 23 points to

HONORS & AWARDS

- All-Big Sky Conference (First Team, 2021, 2022, 2023; HM, 2020)
- Big Sky Tournament MVP (2022)
- Big Sky Defensive Player of the Year (2021, 2022)
- Big Sky Freshman of the Year (2020)
- No. 2 Scorer in Montana State History (1,716 Points, 2020-23)
- 120 Career Collegiate Starts
- Academic All-Big Sky (2021, 2022)
- Idaho Gatorade High School Player of the Year (2019)

OUTLOOK (2023-24)

Nebraska will get a boost in the backcourt in 2023-24 with the addition of graduate transfer Darian White. Husker Head Coach Amy Williams announced on April 18.

White, a four-year starter at Montana State, became the first player in Big Sky Conference history to total more than 1,700 points, 600 rebounds, 400 assists and 200 steals in a career. A unanimous first-team All-Big Sky Conference selection for the third consecutive season in 2022-23, the 5-6 guard closed her Bobcat career at No. 2 on the school's all-time scoring list with 1,716 points in 120 career starts. She added 612 rebounds, 449 assists and 260 steals to help Montana State to 84 victories over four seasons, including a trip to the 2022 NCAA Tournament.

"Darian is the perfect fit for our Nebraska women's basketball family," Williams said. "She brings a lot of experience in the guard position. Not only was she named first-team all-conference on multiple occasions, but she was twice named the Defensive Player of the Year in the Big Sky. We love that she is motivated on both sides of the ball and capable of making everyone around her better."

DARIAN WHITE career statistics (montana state 2019-23)

Year	G-GS	Min	FG-FGA	Pct.	3P-3PA	Pct.	FT-FTA	Pct.	Off-Def	Reb.-Avg.	PF-D	A	TO	Blk	ST	Pts-Avg.
2019-20	31-31	936	133-289	.460	19-60	.317	109-135	.807	38-112	150-4.8	63-0	104	68	2	76	394-12.7
2020-21	24-24	691	118-282	.418	13-44	.295	101-133	.759	46-76	122-5.1	49-0	91	57	6	65	350-14.6
2021-22	34-34	1,073	179-488	.367	20-78	.256	152-200	.760	51-115	166-4.9	54-0	143	83	4	84	530-15.6
2022-23	31-31	946	151-362	.417	9-37	.243	131-173	.757	41-133	174-5.6	43-0	111	59	1	35	442-14.3
Career	120-120	3,646	581-1,421	.409	61-219	.279	493-641	.769	176-436	612-5.1	209-0	449	267	13	260	1,716-14.3

go with nine rebounds, seven assists and five steals in 45 minutes at Eastern Washington (Jan. 18). White produced a pair of double-doubles on the year, including 13 points and a career-high 11 assists against Sacramento State (Feb. 27). She notched her first career double-double with 12 points and 10 boards against Sacramento State (Dec. 28).

HIGH SCHOOL

A native of Boise, White was the 2019 Idaho Gatorade Player of the Year at Mountain View High School. The Idaho Press Player of the Year, White averaged 15.2 points, 5.7 rebounds, 3.2 assists and 3.4 steals on her way to 5A All-Idaho Player of the Year honors. She was also named the 5A Southern Idaho Conference

Player of the Year. She led Mountain View to a 25-1 record and a state runner-up finish as a senior in 2018-19. As a junior, White was second-team 5A All-Idaho after averaging 12.1 points, 5.5 rebounds, 2.5 assists and 3.5 steals. She played her club basketball for Idaho Hoop Dreams.

PERSONAL

The daughter of Derrick White and Amy Myers, Darian earned Academic All-Big Sky Conference honors in 2021 and 2022 as a community health major. She earned her bachelor's degree from Montana State in May of 2023. She is pursuing a graduate certificate in youth development at Nebraska.

WHITE'S CAREER BESTS

Category	Total	Game
Points	32	Northern Colorado (3/4/22)
	32	Idaho (2/7/22)
Rebounds	12	Montana State-Billings (12/9/21)
Assists	11	Sacramento State (2/27/22)
Steals	7	Eastern Washington (2/11/22)
	7	North Dakota (11/20/21)
Blocks	2	Weber State (2/5/22)
FGA	23	Montana State-Billings (12/9/21)
FGM	13	Northern Colorado (3/4/22)
	13	Idaho (2/7/22)
FTA	14	Three Times, most recent
	14	Weber State (1/14/23)
FTM	12	Montana (1/30/21)
3-PT FGA	7	Weber State (12/30/21)
3-PT FGM	3	North Texas (11/26/21)



DARIAN WHITE conference statistics (big sky, 2019-23)

Year	G-GS	Min	FG-FGA	Pct.	3P-3PA	Pct.	FT-FTA	Pct.	Off-Def	Reb.-Avg.	PF-D	A	TO	Blk	ST	Pts-Avg.
2019-20	20-20	622	93-195	.477	12-38	.316	66-86	.767	26-79	105-5.3	41-0	74	38	2	55	290-14.5
2020-21	16-16	448	73-180	.406	9-30	.300	68-85	.800	32-49	81-5.1	35-0	57	34	2	44	223-13.9
2021-22	19-19	584	96-257	.374	8-41	.195	100-136	.735	25-67	92-4.8	30-0	77	40	3	47	300-15.8
2022-23	18-18	551	106-238	.445	6-19	.316	76-98	.776	16-86	102-5.7	25-0	64	35	1	21	294-16.3
Career	73-73	2,205	368-870	.423	35-128	.273	310-405	.765	99-281	380-5.2	131-0	272	147	8	167	1,107-15.2



MADDIE KRULL

42

5-9 Graduate Guard Omaha, Nebraska (Millard South)

JUNIOR (NEBRASKA, 2022-23)

Krull started 24 of Nebraska's final 25 games and helped the Huskers advance to the Postseason WNIT Super 16. She averaged 6.1 points, 2.0 rebounds and 1.8 assists in her first season as a Husker, joining the starting lineup for the first time in Nebraska's first-ever win at No. 20 Maryland (Dec. 4) after Trinity Brady was lost for the season to an injury at No. 9 Virginia Tech (Dec. 1). Krull remained in the starting five throughout the season following a triple-overtime win over No. 20 Kansas (Dec. 21) that included a season-ending injury to starting guard Allison Weidner.

Krull provided a stabilizing presence throughout the season that allowed the Huskers to overcome injuries in the backcourt to Brady, Weidner and fifth-year starter Sam Haiby.

Krull opened her Husker career with 18 points, including a career-high-tying four three-pointers, in a win over Omaha (Nov. 7). She hit 7-of-9 shots overall and added two assists in her first college game as a non-starter. She produced her second-highest scoring total of the year with 15 points in a win at Purdue (Jan. 18), when she came off the bench (illness) for the only time in the final 25 games. Krull's three-pointer with 2:47 left helped seal Nebraska's come-from-behind road win.

She put up 14 points on 3-of-5 three-point shooting in Nebraska's run past Penn State (Jan. 11), before adding an impressive effort with 11 points on 5-of-9 shooting in Nebraska's 33-point win at No. 25 Illinois (Feb. 22). It marked NU's largest road victory margin in history over an AP Top 25 opponent. She had 13 points, a season-high five rebounds and three assists at Minnesota (Feb. 15). Krull produced double figures for the first time in Big Ten play with 11 points, a season-high five rebounds and a career-high-tying three steals at Rutgers (Jan. 7).

Krull finished the season with eight double-figure scoring efforts, including 10 points in Nebraska's second-round WNIT win over Northern Iowa (March 19).

SOPHOMORE (SOUTH DAKOTA, 2021-22)

Krull started all 35 games for a South Dakota team that advanced to the NCAA Sweet Sixteen. For the season, Krull averaged 6.8 points, 4.0 rebounds, 2.1 assists and 1.3 steals in 31.5 minutes per game.

A tough, talented and versatile guard all over the court, Krull had 13 points, three rebounds and four assists while playing the full 40 minutes in USD's first-round NCAA Tournament victory over Ole Miss.

She added six points, seven rebounds, two assists and three steals to help the Coyotes to

a 61-47 upset of No. 7 Baylor (March 20) to propel them to the Sweet Sixteen.

For the season, Krull scored in double figures 10 times, including her first career double-double with 12 points and a career-high 11 rebounds in an overtime win over Pittsburgh (Nov. 27) at the Paradise Jam in the Virgin Islands.

She put up a season-high 16 points to go along with four assists, two rebounds and a career-high two blocked shots in a 73-71 win at Creighton (Dec. 16). Krull also knocked down a career-best four three-pointers on just five attempts against the eventual NCAA Elite Eight-qualifying Jays.

She closed her USD career with five points, seven rebounds and an assist in a low-scoring 52-49 loss to No. 12 Michigan in Wichita (March 26).

Off the court, Krull earned a spot on the Summit League Commissioner's List of Academic Excellence, which recognizes student-athletes for having a 3.5 GPA or better in at least their third academic semester. She also claimed her second spot on the Summit League Academic Honor Roll.

FRESHMAN (SOUTH DAKOTA, 2020-21)

A member of the Summit League All-Newcomer Team as a true freshman at South Dakota, Krull helped the Coyotes win the Summit League Tournament title and advance to the 2021 NCAA Tournament.

One of five Coyotes to play in all 25 games, she became the first freshman starter at USD since 2016. Along the way, she ranked fourth on the team by averaging 9.2 points per game, while adding 3.8 rebounds and 2.4 assists per game.

She scored in double figures 13 times, including her first career 20-point game with 20 points in a win over North Dakota State (Feb. 27). She also put up 15 points on three other occasions during Summit League action.

Krull made an instant impact by scoring 12 points on 6-of-9 shooting in her first collegiate game in a loss to No. 1 South Carolina (Nov. 28). She had 14 points and a season-best eight rebounds in a win over Oral Roberts (Feb. 21). She also went viral with an ankle-breaker highlight that was twice featured in NCAA's Top 5 plays. She ranked second among the Coyotes with 59 assists, including a season-high six against Denver (Jan. 3).

Off the court, Krull earned a spot on the Summit League Academic Honor Roll.

HIGH SCHOOL

A top-100 recruit in the ESPN rankings, Krull was ranked No. 67 overall in the high school senior class of 2020.

HONORS & AWARDS

- Nebraska Defensive MVP (2023)
- Nebraska Scholar-Athlete Honor Roll (Fall 2022; Spring 2023)
- Tom Osborne Citizenship Team (2023)
- 60 Consecutive Starts at South Dakota
- Two NCAA Tournament Appearances
- NCAA Sweet Sixteen (South Dakota, 2022)
- Summit League All-Newcomer Team (2021)
- Summit League Commissioner's List of Academic Excellence (2022)
- Summit League Academic Honor Roll (2021, 2022)
- No. 67 Player in the Nation (ESPN, 2020)
- No. 19 Guard in the Nation (ESPN, 2020)
- Nebraska Super-State, Lincoln Journal Star (Second Team, 2019, 2020)
- Nebraska Class A All-State, Lincoln Journal Star First Team (2018, 2019, 2020)
- Honorable Mention (2017)
- Class A All-Tournament Team (2018)

OUTLOOK (2023-24)

Maddie Krull returns for her second season as a Husker and fourth year of college basketball in 2023-24. The 5-9 guard from Omaha joins Alexis Markowski and Allison Weidner as Nebraska natives on the NU roster.

In her first season as a Husker, Krull averaged 6.1 points, 2.0 rebounds and 1.8 assists while starting 24 games. She averaged 7.5 points and 2.5 boards in Big Ten play.

During Nebraska's three-game summer tour of Greece in early August, Krull averaged 5.0 points, 2.0 rebounds, 1.7 assists and 2.0 steals.

Krull will look to be a major contributor in a talented and experienced Nebraska backcourt again in 2023-24, after earning her bachelor's degree from Nebraska in August of 2023.

MADDIE KRULL career statistics (south dakota, 2020-22)

Year	G-GS	Min	FG-FGA	Pct.	3P-3PA	Pct.	FT-FTA	Pct.	Off-Def	Reb.-Avg.	PF-D	A	TO	Blk	ST	Pts-Avg.
2020-21	25-25	775	87-235	.370	11-49	.224	45-63	.714	14-80	94-3.8	56-1	59	35	6	26	230-9.2
2021-22	35-35	1,102	85-237	.359	24-78	.308	43-58	.741	27-114	141-4.0	75-1	75	48	13	46	237-6.8
2022-23	33-24	921	70-175	.400	29-90	.322	33-41	.805	9-57	66-2.0	59-0	59	47	3	28	202-6.1
Career	93-84	2,798	242-647	.374	64-217	.295	121-162	.747	50-251	301-3.2	190-2	193	130	22	100	669-7.2



KRULL'S CAREER BESTS

Category	Total	Game
Points	20	North Dakota St. (2/27/21)
Rebounds	11	Pittsburgh (11/27/21)
Assists	6	Denver (1/3/21)
Steals	3	Four Times, most recent
	3	Baylor (3/20/22)
Blocks	2	Three Times, most recent
	2	Creighton (12/16/21)
FGA	16	Oral Roberts (3/6/21)
FGM	8	North Dakota St. (2/27/21)
FTA	9	Kansas City (1/9/21)
FTM	5	Three Times, most recent
	5	Pittsburgh (11/27/21)
3-PT FGA	5	Creighton (12/16/21)
	5	Bradley (12/6/21)
3-PT FGM	4	Creighton (12/16/21)

A four-time all-state honoree, Krull was All-Metro Conference and was on the All-Metro Conference Tournament team.

Krull finished her career at Millard South ranked No. 2 in school history with 1,312 points. She also set the Millard South record with 430 career assists and 304 steals.

She averaged 15 points, 4.5 rebounds, 5.5 assists and 5.0 steals per game as a senior for the Patriots in 2019-20. She averaged a high school career-best 15.5 points per contest as a junior.

As a sophomore in 2018, Krull scored 30 points in a Class A state semifinal win over Lincoln East.

Krull also powered the All-Nebraska Attack to a fifth-place finish at the 2019 Under Armor National Tournament.

A standout in the classroom as well, Krull was an Academic All-State selection and a National Honor Society member. She was also a two-time recipient of Millard South's all-around student award.

Krull also accumulated enough college credit to earn an associate degree along with her high school diploma.

PERSONAL

The daughter of Keven and Brenda Krull, Maddie earned her bachelor's degree as a child, youth and family studies major at Nebraska in August of 2023. She is pursuing a master's degree in the same field. She earned spots on the Nebraska Scholar-Athlete Honor Roll in both the fall and spring semesters of 2022-23. She was also a member of the 2023 Tom Osborne Citizenship Team.

Krull earned spots on the Summit League Honor Roll in 2021 and 2022, and was a member of the Summit League Commissioner's List of Academic Excellence in 2022.

She was also recruited by Colorado State, Drake and Wichita State out of Millard South High School.

MADDIE KRULL conference statistics (summit league, 2020-22)

Year	G-GS	Min	FG-FGA	Pct.	3P-3PA	Pct.	FT-FTA	Pct.	Off-Def	Reb.-Avg.	PF-D	A	TO	Blk	ST	Pts-Avg.
2020-21	14-14	409	56-134	.418	6-28	.214	25-34	.735	9-40	49-3.5	29-1	33	21	4	16	143-10.2
2021-22	18-18	551	47-120	.392	10-39	.256	21-25	.840	10-49	59-3.3	38-1	40	20	8	24	125-6.9
2022-23	18-17	517	46-105	.438	18-53	.340	25-28	.893	9-36	45-2.5	39-0	34	30	1	17	135-7.5
Career	50-49	1,477	149-359	.415	34-120	.283	71-87	.816	28-125	153-3.1	106-2	107	71	13	57	403-8.1



ANNIKA STEWART 21

6-3 Senior Forward Plymouth, Minnesota (Wayzata)

times in 2022-23, including career highs of 23 points and eight rebounds in a season-high 23 minutes off the bench in Nebraska's win over Texas A&M-Corpus Christi in Puerto Rico (Nov. 25). She went 8-for-10 from the field, including 3-of-5 from three-point range, and 4-for-4 at the free throw line in the 73-44 win over the Islanders, who advanced to the 2023 Postseason WNIT.

She opened the season with 10 points and seven rebounds in just 15 minutes in a run past Omaha (Nov. 7), before adding 10 points at No. 9 Virginia Tech (Dec. 1). The Hokies went on to the NCAA Women's Final Four as the ACC champions.

Stewart added 10 points and six rebounds in her first career start in NU's Big Ten win over Wisconsin (Dec. 7). She contributed eight points and five rebounds in a second straight start in a win over Samford (Dec. 10). She made her third start in a win over eventual WNIT qualifier Wyoming (Dec. 18).

She scored eight points and grabbed six rebounds against No. 14 Michigan (Dec. 28), before just missing a double-double with nine points on 4-of-5 shooting and a career-high

nine rebounds against No. 11 Maryland (Jan. 22). The Terps advanced to the NCAA Elite Eight.

Stewart added eight points and a pair of three-pointers in Nebraska's win at Northwestern (Feb. 6). She scored in each of Nebraska's final 14 games and 31 of NU's 33 games on the season.

SOPHOMORE (2021-22)

Stewart continued to be a key contributor in her second season at Nebraska. She averaged 5.1 points and 2.1 rebounds in nine minutes per game over 27 contests.

Stewart scored in double figures five times, including a career-high 21 points on 8-of-13 shooting from the field in just 15 minutes off the bench in a victory over Wyoming (Dec. 22). She knocked down a trio of three-pointers and blocked a career-high three shots against the Cowgirls. It followed a 10-point, five-rebound performance in just 12 minutes off the bench in a win over Drake (Dec. 19). For her efforts in those two games, Stewart earned a spot on the Big Ten Weekly Honor Roll (Dec. 27).

She produced a huge 12-point effort in 10 minutes off the bench in a Big Ten quarterfinal win over No. 10 Michigan (March 4). She opened the season with 12 points, five rebounds, a block and a steal in a win over 2021 America East champion Maine (Nov. 9), before pouring in 15 points in just over 12 minutes in a win over North Carolina Central (Nov. 20).

Stewart scored six points on a pair of three-pointers in Nebraska's 79-58 win over No. 8 Michigan (Jan. 4). She missed six games during the season while battling a nagging injury.

Overall, Stewart averaged 22.7 points and 9.4 rebounds per 40 minutes. She hit 34.4 percent (22-64) of her three-pointers on the year.

FRESHMAN (2020-21)

Stewart played in all 26 games and averaged 6.4 points and 3.0 rebounds as a true freshman for the Huskers. She scored in double figures nine times, including 13 points on 5-of-6 shooting at Minnesota (Feb. 24) and 11 points on 4-of-6 shooting with a trio of three-pointers against Colorado in the Postseason WNIT (March 20).

Over her final seven games of 2020-21, Stewart hit 65.6 percent (21-32) of her field goals, including 63.2 percent (12-19) of her three-pointers. She had 55 points and 16 rebounds in 71 total minutes during the seven contests. Stewart opened the stretch with 10 points on 4-of-5 shooting with a pair of threes in a win over Penn State (Feb. 21).

In her collegiate debut, Stewart got off to an impressive start with 12 points, seven



HONORS & AWARDS

- Nebraska Women's Basketball Lifter of the Year (2022)
- Big Ten Weekly Honor Roll (Dec. 27, 2021)
- Big Ten Distinguished Scholar (2023)
- Academic All-Big Ten (2022, 2023)
- Nebraska Scholar-Athlete Honor Roll (Fall 2020, 2021, 2022; Spring 2021, 2023)
- Tom Osborne Citizenship Team (2021, 2022, 2023)
- No. 35 Post in the Nation (ESPN, 2020)
- Minnesota Class 4A All-State (First Team, 2020)
- Minneapolis All-Metro (2019, 2020)
- All-Lake Conference (2018, 2019, 2020)

OUTLOOK (2023-24)

Annika (pronounced AH-nick-ah) Stewart hopes to continue to be a major contributor inside as a fourth-year Husker in 2023-24.

Stewart has provided a reliable presence inside for three seasons and has proven herself as a dangerous three-point shooter.

Also a standout in the classroom, Stewart was a 2023 Big Ten Distinguished Scholar and captured her second Academic All-Big Ten award.

During Nebraska's three-game summer tour of Greece in early August, Stewart averaged 14.7 points and 6.3 rebounds.

JUNIOR (2022-23)

Stewart continued to make significant contributions for the Huskers in her third season at Nebraska in 2022-23.

The 6-3 forward from Plymouth, Minn., appeared in all 33 games while making the first four starts of her career. She averaged 5.4 points and 2.9 rebounds.

Stewart was 4-0 as a starter, including 3-0 in place of an injured Isabelle Bourne (Wisconsin, Samford, Wyoming) in early December, and 1-0 in place of Alexis Markowski in a win over Northwestern (Feb. 26).

Stewart produced double figures four

ANNIKA STEWART career statistics

Year	G-GS	Min	FG-FGA	Pct.	3P-3PA	Pct.	FT-FTA	Pct.	Off-Def	Reb.-Avg.	PF-D	A	TO	Blk	ST	Pts-Avg.
2020-21	26-0	340	62-128	.484	29-65	.446	13-16	.813	19-58	77-3.0	42-0	17	21	11	5	166-6.4
2021-22	27-0	240	53-114	.465	22-64	.344	10-13	.769	13-44	57-2.1	24-0	7	15	7	5	138-5.1
2022-23	33-4	415	65-152	.428	21-74	.284	23-30	.767	31-64	95-2.9	50-1	12	27	6	10	174-5.3
Career	86-4	995	180-394	.457	72-203	.355	46-59	.780	63-166	229-2.7	116-1	36	63	24	20	478-5.6



STEWART'S CAREER BESTS

Category	Total	Game
Points	23	TAMUCC (11/25/22)
Rebounds	9	Maryland (1/22/23)
Assists	2	Six Times, most recent
	2	Penn State (1/11/23)
Steals	3	Wyoming (12/18/22)
Blocks	3	Wyoming (12/22/21)
FGA	13	Wyoming (12/22/21)
FGM	8	TAMUCC (11/25/22)
	8	Wyoming (12/22/21)
FTA	6	Idaho State (12/6/20)
FTM	5	Idaho State (12/6/20)
3-PT FGA	7	Wyoming (12/22/21)
3-PT FGM	3	Five Times, most recent
	3	TAMUCC (11/25/22)

Stewart averaged 12.2 points and 7.0 rebounds as a junior for 26-3 Wayzata, while earning All-Lake Conference and All-Metro honors. She produced 10.0 points and 6.0 rebounds per game as a sophomore for the 25-3 Trojans to earn All-Lake Conference honors in her first season at the school. She played her eighth grade and freshman seasons in North Dakota at Minot's Bishop Ryan High School, before her family moved to Minneapolis. Wayzata was the No. 2 ranked team in Class 4A in Minnesota in both 2018 and 2019.

After coming off the bench as an eighth grader, Stewart averaged 15.2 points and 7.1 rebounds as a freshman for Bishop Ryan. She earned all-region and all-conference honors while helping Bishop Ryan to a 20-5 record on the season. She totaled 1,675 points, 836 rebounds, 130 blocks and 119 three-pointers in her five high school seasons combined.

Stewart played her summer club basketball for North Tartan - the same program that produced Husker Sam Haiby (Moorhead). In the summer of 2019, Stewart earned an all-tournament selection at the Nike Boo Williams in Hampton, Va.

PERSONAL

The daughter of Peter and Julie Stewart, Annika was born April 17, 2002, in Minot, N.D. She has an older sister, Hannah, who was a starting forward as a senior at Iowa in 2018-19. Annika also has an older brother, Elijah, is a U.S. Naval Academy graduate.

A nutrition and health sciences major, Annika was a Big Ten Distinguished Scholar in 2023. The two-time Academic All-Big Ten selection is also a five-time Nebraska Scholar-Athlete Honor Roll choice. She is also a three-time member of the Tom Osborne Citizenship Team.

Stewart chose Nebraska over Minnesota and Iowa because of the overall environment of the program.

"I really like the coaching staff and the family atmosphere," Stewart said. "I believe it is a special place with great support to thrive as a student-athlete. I'm excited to be a Husker!"

rebounds, an assist, a block and two steals in 16 minutes of action in a 90-61 win over Oral Roberts (Dec. 4). Stewart hit her first five shots, including a pair of three-pointers, against the Golden Eagles to help shoot NU to victory.

She starred again off the bench with 15 points and two threes in just nine minutes in a 64-51 win over Idaho State (Dec. 6).

Stewart finished with 13 points, five rebounds, two assists and a block in a win over Wisconsin (Jan. 28), after pumping in 12 points on a career-high three threes at Illinois (Jan. 25). Stewart hit back-to-back threes in a one-minute span midway through the fourth quarter to give the Big Red the lead for good.

She scored 12 points on 5-of-6 shooting, including 2-of-3 threes at Rutgers (Feb. 7). She had 10 points, six rebounds and an assist at Creighton (Dec. 14).

Stewart supplied seven big points off the bench, including a clutch fourth-quarter three-pointer in NU's upset of No. 15 Northwestern (Dec. 31). She contributed five points, three rebounds and two blocks to help Nebraska complete a season sweep at No. 24 Northwestern (Feb. 17). In Nebraska's first-round Postseason WNIT win over Ohio Valley Conference regular-season champion UT Martin (March 19), Stewart scored eight points

and grabbed six rebounds while adding an assist, a steal and a block for the Big Red.

BEFORE NEBRASKA

Stewart scored 27 points in her final game against Hopkins and Gatorade National High School Player of the Year Paige Bueckers in the 6-4A sectional championship game.

Stewart averaged approximately 20.0 points, 8.1 rebounds and 1.8 assists while hitting 65.6 percent of her two-point field goal attempts, 41.5 percent (39-94) of her threes and 89.5 percent (51-57) of her free throws as a senior. She led Wayzata to a 24-5 record with three of its losses coming to national No. 1 Hopkins.

Over the final 12 games of the season, Stewart turned up her production to 25 points per contest. Stewart opened the 4A playoffs with 27 points in a win over Armstrong, before erupting for a season-high 36 points in a sectional semifinal win over St. Louis Park. Wayzata finished with a final No. 3 ranking in the state.

Stewart earned first-team Class 4A All-State honors from the Minnesota Girls Coaches Association, while also earning first-team All-Lake Conference honors. She was also an All-Metro selection.

ANNIKA STEWART big ten conference statistics

Year	G-GS	Min	FG-FGA	Pct.	3P-3PA	Pct.	FT-FTA	Pct.	Off-Def	Reb.-Avg.	PF-D	A	TO	Blk	ST	Pts-Avg.
2020-21	19-0	260	39-91	.429	18-46	.391	6-8	.750	11-39	50-2.6	32-0	12	16	9	2	102-5.4
2021-22	12-0	109	15-44	.341	8-29	.276	0-0	.000	7-15	22-1.8	12-0	4	8	2	1	38-3.2
2022-23	18-2	202	29-63	.460	8-30	.267	13-20	.650	15-26	41-2.3	34-1	5	15	5	4	79-4.4
Career	49-2	571	83-198	.419	34-105	.324	19-28	.679	33-80	113-2.3	78-1	21	39	16	7	219-4.5



HONORS & AWARDS

- Arthur Ashe Jr. Sports Scholar (Third Team, 2022)
- Academic All-Big Ten (2022, 2023)
- Nebraska Scholar-Athlete Honor Roll (Fall 2021, 2022; Spring 2021, 2022, 2023)
- Tom Osborne Citizenship Team (2022, 2023)
- No. 36 Player in the Nation (All-Star Girls Report, 2021)
- No. 39 Player in the Nation (Prospects Nation, 2021)
- No. 49 Player in the Nation (ESPN, 2021)
- No. 52 Player in the Nation (Blue Star, 2021)
- No. 9 Wing in the Nation (ESPN, 2021)
- All-Minnesota (Honorable Mention, 2020)
- All-Metro West Conference (2020)

OUTLOOK (2023-24)

Kendall Coley enters her fourth season looking to provide versatility to Nebraska's lineup. The 6-2 forward/guard from Minneapolis has appeared in 70 games as a Husker after enrolling early at Nebraska in January of 2021.

Coley provides Nebraska's longest, athletic presence on the wing, while also being able to stretch the floor at the power forward spot.

Also a strong performer in the classroom, Coley is a two-time Academic All-Big Ten selection.

During Nebraska's three-game summer tour of Greece in early August, Coley averaged 4.7 points, 5.0 rebounds and 3.0 assists.

SOPHOMORE (2022-23)

Coley opened her third season at Nebraska strong with five points, three rebounds, a career-high four assists and a block in a win over Omaha (Nov. 7), before adding a season-high eight points, two boards, a career-high two steals and another block in a win over Houston Christian (Nov. 11).

Coley pitched in six points, two rebounds, two assists and a block in a career-high 26 minutes in Nebraska's Big Ten win over

KENDALL COLEY

32

6-2 Junior Forward/Guard Minneapolis, Minnesota (St. Louis Park)

Wisconsin (Dec. 7), before getting six points on 2-for-2 three-point shooting in a 90-57 win at No. 25 Illinois (Feb. 22) - Nebraska's largest road victory margin over an AP Top 25 opponent in school history.

She added four points, a season-high six rebounds and two assists in 10 minutes off the bench against No. 11 Maryland (Jan. 22).

For the season, Coley found the scoring column 11 times in 31 games. She averaged 1.5 points and 1.1 rebounds. She also added 11 blocks on the year.

Coley enrolled early at Nebraska (January 2021) because of disruptions to the high school season in Minnesota caused by the pandemic. She has two seasons of eligibility remaining.

FRESHMAN (2021-22)

Coley was a consistent contributor in her second season at Nebraska, averaging 2.4 points and 1.7 rebounds in 11 minutes per game off the bench. Coley, who enrolled early at Nebraska in January of 2021 after signing with the Huskers in November of 2020, put up

career highs of 11 points, seven rebounds and two blocked shots in a win over North Carolina Central (Nov. 20).

She produced her first career double-figure scoring effort with 10 points and seven rebounds in a season-high 19 minutes in a win over Prairie View A&M (Nov. 11). She added eight big points to go with two rebounds, an assist and a block in NU's 86-60 win at Wake Forest in the Big Ten/ACC Challenge (Dec. 1). Coley was outstanding with seven points on perfect shooting to go along with two rebounds and a steal in NU's 79-58 win over No. 8 Michigan (Jan. 4).

She opened the season with six points, a rebound and an assist in a win over Maine (Nov. 9), before adding three points and four boards in a win over Alabama A&M (Nov. 14).

Coley provided a disruptive presence on defense with two blocks and a steal while adding three points and three rebounds in the win over Creighton (Nov. 17).

Coley hit 9-of-22 three-pointers (.409) and 85.7 percent (12-14) of her free throws.



KENDALL COLEY career statistics

Year	G-GS	Min	FG-FGA	Pct.	3P-3PA	Pct.	FT-FTA	Pct.	Off-Def	Reb.-Avg.	PF-D	A	TO	Blk	ST	Pts-Avg.
2020-21	12-0	92	8-27	.296	7-22	.318	0-2	.000	3-9	12-1.0	11-0	5	3	2	1	23-1.9
2021-22	27-0	302	22-49	.449	9-22	.409	12-14	.857	17-30	47-1.7	38-0	10	13	10	6	65-2.4
2022-23	31-0	280	19-54	.352	9-28	.321	1-1	1.000	10-25	35-1.1	42-0	22	12	11	6	48-1.5
Career	70-0	674	49-130	.377	25-72	.347	13-17	.765	30-64	94-1.3	91-0	37	28	23	13	136-1.9

FRESHMAN (2020-21)

Coley came to Nebraska as the top-ranked player in a top-25 recruiting class for the 2021-22 Huskers. The 6-2 wing from Minneapolis was ranked as one of the top-50 players in the nation by All-Star Girls Report (36), Prospects Nation (39) and ESPN Hoopgurlz (49) in 2021, while adding a No. 52 ranking from Blue Star.

Coley, who committed to Nebraska in April of 2020, averaged 15.5 points, 7.4 rebounds and 3.7 assists as a junior at St. Louis Park High School.

She chose to graduate from high school in mid-January of 2021 and enroll early at Nebraska after the high school basketball season in Minnesota was delayed by the pandemic for nearly two months.

Coley joined the Nebraska roster on Jan. 19, and became immediately eligible to play. She went through her first practice on Jan. 21, and was in uniform for NU's win at Illinois (Jan. 25), but did not play in the game. She made

her first appearance in Nebraska's win over Wisconsin in Lincoln (Jan. 28) and also saw game action at Rutgers (Feb. 7) and against Iowa (Feb. 11).

She finished with two points, a rebound and an assist in 10 minutes of action against No. 9 Maryland (Feb. 14).

Coley hit her first three-pointer, grabbed two rebounds and added a block in NU's win over Penn State (Feb. 21). She followed with a season-high six points on 2-for-2 three-point shooting at Minnesota (Feb. 24).

She added six more points on a pair of threes while grabbing a season-high four rebounds against the Golden Gophers in the Big Ten Tournament in Indianapolis (March 10). Coley hit both of her threes in an 18-3 Husker surge midway through the first half to take control of the game. She continued to contribute with three points in 13 minutes of a win over UT Martin in the Postseason WNIT (March 19). She added a pair of rebounds against Colorado the next night in the WNIT.

COLEY'S CAREER BESTS

Category	Total	Game
Points	11	NC Central (11/20/21)
Rebounds	7	NC Central (11/20/21)
	7	Prairie View A&M (11/11/21)
Assists	4	Omaha (11/7/22)
Steals	2	Samford (12/10/22)
	2	Houston Christian (11/11/22)
Blocks	3	Samford (12/10/22)
FGA	7	Wake Forest (12/1/21)
FGM	4	NC Central (11/20/21)
FTA	4	Prairie View A&M (11/11/21)
FTM	3	Prairie View A&M (11/11/21)
3-PT FGA	4	Wake Forest (12/1/21)
	4	Minnesota (3/10/21)
3-PT FGM	2	Five Times, most recent
	2	Illinois (2/22/23)

Coley played double-figure minutes in each of Nebraska's four postseason games in the Big Ten and WNIT tournaments. For the season, Coley averaged 1.9 points and 1.0 rebound in just under eight minutes per game over 12 contests.

HIGH SCHOOL

Coley averaged 15.5 points, 7.4 rebounds and 3.7 assists as a junior at St. Louis Park High School to earn All-Metro West Conference honors. The honorable-mention All-Minnesota selection was named her team's MVP and Most Improved Player, while also winning the team's Oriole Award for her outstanding team spirit.

A multi-sport athlete, Coley earned four letters in basketball and four letters in volleyball at St. Louis Park.

She played AAU basketball for FBC North.

PERSONAL

The daughter of Tylor Coley and the late-Kelli Jo Behrens-Coley, Kendall was born Nov. 3, 2002, in Minneapolis. Kendall has an older sister, Chase, who was a starting forward at Iowa. Their mother lettered as a basketball player at Minnesota in 1983 and 1984 before playing professionally in France and Australia. She was also Minnesota Miss Basketball runner-up in 1982. Tylor Coley was a basketball player at Grace College (NAIA) in Indiana and played professionally in Germany and Australia. Kendall has a younger brother, Khaysen, and a younger sister, Cade. Kendall's best friend since preschool, Kennadi Orr, was a setter on the U.S. Youth National Team and was the 2019 Gatorade Minnesota Volleyball Player of the Year. Orr is a member of the Nebraska volleyball team.

An advertising and public relations major, Coley is a two-time Academic All-Big Ten selection. She has earned five spots on the Nebraska Scholar-Athlete Honor Roll and is a two-time member of the Tom Osborne Citizenship Team.

She chose Nebraska over Washington, Purdue, Minnesota, Arkansas, Ohio State, Wisconsin, Illinois and Michigan.

**KENDALL COLEY big ten conference statistics**

Year	G-GS	Min	FG-FGA	Pct.	3P-3PA	Pct.	FT-FTA	Pct.	Off-Def	Reb.-Avg.	PF-D	A	TO	Blk	ST	Pts-Avg.
2020-21	8-0	38	4-11	.364	3-9	.333	0-2	.000	1-4	5-0.6	3-0	2	1	2	0	11-1.4
2021-22	15-0	135	6-16	.375	3-8	.375	2-2	1.000	4-9	13-0.9	20-0	4	6	2	2	17-1.1
2022-23	16-0	110	8-24	.333	4-13	.308	1-1	1.000	4-9	13-0.8	15-0	9	5	2	1	21-1.3
Career	39-0	283	18-51	.353	10-30	.333	3-5	.600	9-22	31-0.8	38-0	15	12	6	3	49-1.3



ALEXIS MARKOWSKI 40

6-3 Junior Center/Forward Lincoln, Nebraska (Lincoln Pius X)

During Nebraska's three-game summer tour of Greece in early August, Markowski averaged 18.0 points and 16.0 rebounds.

SOPHOMORE (2022-23)

Markowski enjoyed a solid season as one of the top posts in the nation in 2022-23. She was one of 10 midseason contenders for the Lisa Leslie Award in 2023. She was also a member of the Naismith Trophy Watch List.

Markowski captured second-team All-Big Ten honors for the second straight season, playing in the same conference with Lisa Leslie finalists Mackenzie Holmes (Indiana) and Monika Czinano (Iowa, 2). Markowski, who was the only non-senior/graduate student among the 10 Leslie Award finalists, also went head-to-head against three more of the other seven finalists - Elizabeth Kitley (Virginia Tech), Jessica Carter (Mississippi State) and Taiyanna Jackson (Kansas, 2) - during the year. Overall, Markowski played seven games against the top 10 centers in the country.

Markowski finished the season by averaging 11.9 points and a Big Ten-best 9.8 rebounds, while leading Nebraska and tying for seventh in the conference with 31 blocks. She scored in double figures 23 times in 33 games, while adding 19 double-digit rebound performances.

The only Big Ten player to average a double-double (12.4 ppg, 10.2 rpg) during the regular season, Markowski finished with 15 double-doubles on the year, trailing only national player of the year Caitlin Clark among Big Ten players in double-doubles. Markowski's double-double total tied for third on Nebraska's single-season list behind only All-American Kelsey Griffin (20, 2009-10) and Nafeesah Brown (16, 1993-94).

Markowski also led the Big Ten with 322 total rebounds overall, matching Kendall Bostic from Illinois with 9.8 rebounds per game to lead the conference. Markowski's 322 rebounds marked the fifth-highest single-season total in Nebraska history.

She erupted for a season-high 24 points and a career-high 18 rebounds in a win over Tarleton (Nov. 22). She also tied a career best with three blocks against the Texans. It followed a 21-point effort at Drake (Nov. 19), which came on the heels of her first double-double of the season with 12 points and 11 rebounds at No. 20 Creighton (Nov. 15).

Markowski finished the regular strong with nine double-doubles over the final 14 games, producing 12 games with double-figure points and 11 games with double-digit rebounds during that stretch. She entered the Postseason WNIT after getting 12 points and 13 rebounds against Michigan State in the Big Ten Tournament (March 2). She also put up 16 points and 14 rebounds in a win over Northwestern (Feb. 26). In the win over the Wildcats, Markowski recorded career bests by hitting 9-of-11 free throws.

She produced 18 points and a career-high-tying 18 rebounds at No. 12 Michigan (Feb. 12) after getting 14 points and 11 boards against Illinois (Feb. 9). Those games capped a string of five straight double-doubles that began with 12 points and 11 boards at No. 10 Iowa (Jan. 28). Markowski followed with 11 points and 13 rebounds in a win over Michigan State (Feb. 2), before getting 11 points and 10 rebounds in a road win at Northwestern (Feb. 6).

Markowski had 19 points and 10 rebounds in a win at Purdue (Jan. 18), including 11 points and six rebounds in the fourth quarter to fuel a rally from a nine-point third-quarter deficit on the road. She added a Big Ten double-double with 11 points and 15 rebounds in a win over Penn State (Jan. 11). She finished the season with nine double-doubles against Big Ten foes.

Markowski notched her third consecutive double-double with 18 points and a team-high 10 rebounds in Nebraska's 3OT win over No. 20 Kansas (Dec. 21). She added three assists, two blocks and two steals against the Jayhawks. Her performance in the win over Kansas followed a double-double with 22 points, 10 rebounds and three blocks in a win over Wyoming (Dec. 18) to earn the first Big Ten Player-of-the-Week award of her career (Dec. 19). Her double-double against Wyoming came on the heels of a 16-point, 15-rebound effort in a win over Samford (Dec. 10).

Markowski nearly doubled her assist total (35-18) from 2021-22 and led the Huskers with 31 blocked shots on the year.

FRESHMAN (2021-22)

The only unanimous choice by the league coaches to the Big Ten All-Freshman Team, Markowski was the Big Ten Freshman of the Year and a second-team All-Big Ten selection after winning eight Big Ten Freshman-of-the-Week awards.

Overall, she ranked second among the Huskers in scoring (12.8 ppg) while leading the team in rebounding (8.0 rpg). She hit 49.2 percent (146-297) of her shots from the field, including a Nebraska freshman record 50 percent (21-42) of her threes. She also led NU with 108 free throws made and 164 attempts.

The only Power Five freshman to produce the combined averages of at least 12.0 points (12.8 ppg) and 6.0 rebounds (8.0 rpg) in 2021-22, Markowski averaged 15.4 points, 9.1 rebounds, 1.3 steals and 0.8 blocks in 20 games as a starter.

For the season, Markowski averaged team bests with 23.7 points and 14.9 rebounds per 40 minutes. Her 421 total points ranked sixth among freshmen in school history, while her 265 rebounds ranked third. Her 8.0 rebounds per game marked the second-best average in history by a Husker freshman. Her 108 free throws made and 164 attempted both ranked fourth among NU freshmen all-time.

She capped her first season as a Husker with 10 points, nine rebounds and two blocks

HONORS & AWARDS

- Naismith Trophy Watch List (2023, 2024)
- Lisa Leslie Award Midseason Top 10 (2022-23)
- All-Big Ten (Second Team, 2022, 2023)
- Big Ten Rebounding Leader (322, 2023)
- Preseason All-Big Ten (First Team, 2023, 2024)
- Big Ten Player of the Week (Dec. 19, 2022)
- Big Ten Freshman of the Year (2022)
- Big Ten All-Freshman Team (2022)
- USBWA Freshman of the Week (Jan. 11, 2022)
- Eight-Time Big Ten Freshman of the Week (Nov. 29, Dec. 20, 2021; Jan. 10, Jan. 17, Jan. 31, Feb. 7, Feb. 21, Feb. 28, 2022)
- Tied for No. 8 at Nebraska, Double-Doubles (Career, 21)
- Nebraska Offensive MVP (2022)
- Academic All-Big Ten (2023)
- Nebraska Scholar-Athlete Honor Roll (Fall 2021, 2022; Spring 2023)
- Tom Osborne Citizenship Team (2022, 2023)
- No. 76 Player in the Nation (World Exposure, 2021)
- Nebraska Gatorade Player of the Year (2021)
- Nebraska MaxPreps Player of the Year (2021)
- Nebraska Super-State (First Team, 2020, 2021; Third Team, 2019)
- All-Nebraska (First Team, 2020, 2021)
- Nebraska Class A All-State Captain (2020, 2021)
- Nebraska Class A All-Tournament Team (2019, 2020, 2021)
- Nebraska Class A All-State Volleyball (Second Team, 2020)

OUTLOOK (2023-24)

Alexis Markowski will contend for All-Big Ten honors as one of the nation's top centers in 2023-24. The 6-3 junior from Lincoln is expected to be a Lisa Leslie Award contender after leading all Big Ten post players with 15 double-doubles a year ago.

Markowski was the only Big Ten player to average a double-double (12.4 ppg, 10.2 rpg) during regular-season conference action last season and could be looking to provide an even bigger presence inside for Nebraska this season with the graduation of three-year starting power forward Isabelle Bourne.

ALEXIS MARKOWSKI career statistics

Year	G-GS	Min	FG-FGA	Pct.	3P-3PA	Pct.	FT-FTA	Pct.	Off-Def	Reb.-Avg.	PF-D	A	TO	Blk	ST	Pts-Avg.
2021-22	33-20	711	146-297	.492	21-42	.500	108-164	.659	97-168	265-8.0	84-0	18	48	21	26	421-12.8
2022-23	33-32	890	145-335	.433	26-79	.329	77-126	.611	108-214	322-9.8	92-2	35	71	31	29	393-11.9
Career	66-52	1,601	291-632	.460	47-121	.388	185-290	.638	205-382	587-8.9	176-2	53	119	52	55	814-12.3

against Gonzaga in the first round of the 2022 NCAA Tournament. It was her 20th double-figure scoring effort and her seventh straight game with nine or more rebounds to end the campaign. Markowski finished with seven double-digit rebound games and six double-doubles on the year. She also recorded six 20-point scoring performances.

Markowski was the USBWA National Freshman of the Week (Jan. 11) after averaging 17.0 points and 7.5 rebounds while making her first career starts against top-25 Michigan and Iowa teams. She produced her first 20-point game to go with seven rebounds, two blocks and a steal in Nebraska's 79-58 win over No. 8 Michigan (Jan. 4) in her first start. It matched NU's largest victory margin ever against a top-10 foe. She followed with 14 points and eight boards against the No. 22 Hawkeyes (Jan. 9).

Markowski established a career high with 27 points, including 6-of-7 three-point shooting, at Iowa (Jan. 16). She went 10-for-12 overall from the field and scored 16 points in the first quarter alone, outscoring the Hawkeyes 16-14 in the period despite the Huskers playing without starting guards Sam Haiby and Jaz Shelley.

She had 23 points, including 3-for-3 three-point shooting, in a win over Purdue (Jan. 30), before going for 23 points and 15 rebounds at No. 21 Ohio State (Feb. 10). She added 23 points and seven boards at Penn State (Feb. 17), before getting 22 points and nine rebounds in a Big Ten Tournament win over Illinois (March 3).

Markowski posted back-to-back double-doubles with 17 points and 10 rebounds in a win over Indiana State (Dec. 11), before adding 15 points and 10 boards in a win over Drake (Dec. 19). She notched her third double-double with 16 points and a season-best 15 boards in a 50-38 win over Rutgers (Feb. 1).

She added another big double-double with 10 points and a season-high matching 15 rebounds in Nebraska's 72-55 win over No. 5 Indiana (Feb. 14). NU's victory margin over the Hoosiers was the largest in school history over a top-five opponent.

Markowski posted her final double-double with 16 points and 12 boards in a Senior Night victory over Northwestern (Feb. 27) to give the Huskers a school-record-tying 16th home win of the season at Pinnacle Bank Arena.

She produced her first double-digit scoring effort with 14 points and six rebounds in just 16 minutes off the bench in a win over Prairie View A&M (Nov. 11). She added 11 big points and four rebounds in just over 12 minutes in a 67-62 win over Creighton (Nov. 17).

Markowski managed 11 points and six boards in 14 minutes off the bench at Michigan State (Dec. 30), before making her first career start against Michigan (Jan. 4). She had 17 points, seven rebounds and a season-high three steals as a starter at No. 6 Indiana (Jan. 13).

Following her career-high 27-point scoring effort at Iowa (Jan. 16), Markowski returned from NU's 10-day COVID pause by producing 15 points and eight rebounds in just 18 minutes in a 77-44 win over Wisconsin (Jan. 27). She capped NU's four-game home stand with 18 points in a win over Penn State (Feb. 3).

HIGH SCHOOL

Markowski was named the Nebraska Gatorade State High School Girls Basketball Player of the Year after averaging 23.3 points, 13 rebounds and two blocks while leading Lincoln Pius X to a second straight Class A state title in 2021. She was also named the MaxPreps Nebraska Player of the Year after averaging 23.7 points and 19.3 rebounds in three state tournament wins for the Thunderbolts. Lincoln Pius X finished 25-0 and was ranked in the MaxPreps final national top 25.

Markowski scored 30 or more points on four occasions as a senior, including a career-high and Pius X school-record 42 points in a win over Fremont on Jan. 2, 2021. She was also the state's most dominant rebounder, racking up 16 double-doubles and pulling down 20 or more boards on four occasions. In Pius X's Class A state semifinal win over Omaha Central, Markowski carried the Bolts with 30 points and a season-high 27 rebounds in a 47-38 win. She added 27 points and 19 boards in a championship game win over Fremont.

Regarded as the top player in Nebraska's largest class in 2019-20 after averaging 21.5 points and 12.1 rebounds per game as a junior, Markowski tied the Nebraska Class A State Tournament scoring record with 80 points over three games to lead Lincoln Pius X to the 2020 state championship. Her performance earned her a second straight appearance on the Class A All-Tournament team, and she was also named the honorary captain of the Omaha World-Herald All-Nebraska and Lincoln Journal Star Super-State teams.

Markowski closed her career with school records of 1,484 points and 867 rebounds over 76 games (19.5 ppg, 11.4 rpg). She missed her freshman season (2017-18) with a foot injury.



MARKOWSKI'S CAREER BESTS

Category	Total	Game
Points	27	Iowa (1/16/22)
Rebounds	18	Michigan (2/12/23)
	18	Tarleton (11/22/22)
Assists	4	Michigan State (3/2/23)
	4	Illinois (2/22/23)
Steals	4	Mississippi State (11/26/23)
Blocks	3	Five Times, most recent
	3	Missouri State (3/15/23)
FGA	18	Drake (11/19/22)
FGM	11	Tarleton (11/22/22)
FTA	11	Northwestern (2/26/23)
	11	Penn State (2/3/22)
FTM	9	Northwestern (2/26/23)
3-PT FGA	7	Iowa (1/16/22)
3-PT FGM	6	Iowa (1/16/22)

The previous Pius X career scoring record was held by former Husker Maddie Simon.

Markowski set the Lincoln Pius X single-season scoring record with 560 points as a junior, smashing the previous mark (474) held by Simon. Markowski broke her own record with 582 points as a senior, while adding a school-record 325 rebounds, surpassing her previous mark of 315 set in 2019-20.

As a sophomore in 2018-19, Markowski earned a spot on the Class A All-Tournament team after leading Pius X to the state semifinals. She averaged 13.7 points and 9.1 rebounds per game, while also setting the school's single-season blocked shot record with 47.

Markowski finished with 10 career 30-point games. She was also a three-time, first-team All-Heartland Athletic Conference selection.

She competed for the Nebraska Lasers in club basketball for her coach and father, former Husker men's basketball player Andy Markowski, who is an assistant at Pius X.

A multi-sport athlete, Markowski earned four letters as a middle/outside hitter for Pius X. She was a three-time all-city and four-time All-Heartland Athletic Conference pick in volleyball, while setting Pius X records with 11 blocks in a match and 136 blocks in a season.

Off the courts, Markowski was selected to the Heartland Athletic Conference Student Leadership Cadre and was chosen for the Future Builders of Lincoln.

PERSONAL

The daughter of Andy and Jaime Markowski, Alexis was born July 13, 2003, in Toledo, Ohio. Alexis has two younger sisters, Addison and Ava, and a younger brother, Jake.

Alexis' father, Andy, was a 6-8 forward for the Husker men's basketball team from 1994-95 to 1998-99. He was a two-time team captain (1998, 1999) and was a member of four Nebraska postseason tournament teams, helping the Huskers to the 1998 NCAA Tournament and the 1996 NIT championship. He was also a three-time first-team Academic All-Big 12 selection.

A business administration major, Alexis earned Academic All-Big Ten honors in 2023. She is also a three-time Nebraska Scholar-Athlete Honor Roll selection and a two-time member of the Tom Osborne Citizenship Team.

ALEXIS MARKOWSKI big ten conference statistics

Year	G-GS	Min	FG-FGA	Pct.	3P-3PA	Pct.	FT-FTA	Pct.	Off-Def	Reb.-Avg.	PF-D	A	TO	Blk	ST	Pts-Avg.
2021-22	18-16	444	102-189	.540	15-28	.536	61-93	.656	53-101	154-8.6	48-0	13	23	10	17	280-15.6
2022-23	18-17	478	71-167	.425	11-34	.324	51-82	.622	66-119	185-10.3	52-1	14	40	9	11	204-11.3
Career	36-35	922	173-356	.486	26-62	.419	112-175	.640	119-220	339-9.4	100-1	27	63	19	28	484-13.4



HONORS & AWARDS

- "Best Thing I Saw Today" (SVP, ESPN, Half-court Shot, Jan. 11, 2023)
- Academic All-Big Ten (2023)
- Nebraska Scholar-Athlete Honor Roll (Fall 2021, 2022; Spring 2023)
- Tom Osborne Citizenship Team (2022, 2023)
- U.S. U16 National Team Trials Participant (2019)
- No. 74 Player in the Nation (Prospects Nation, 2021)
- No. 77 Player in the Nation (All-Star Girls Report, 2021)
- No. 100 Player in the Nation (Prep Girls Hoops, 2021)
- No. 6 Player in Illinois (Prep Girls Hoops, 2021)
- Illinois Class 4A All-State (Second-Team, 2020, 2021)

OUTLOOK (2023-24)

Kendall Moriarty enters her junior season hoping to continue to make a greater impact on Nebraska's lineup.

The 6-1 junior guard from Wheaton, Ill., averaged 3.4 points and 1.6 rebounds while playing in all 33 games a year ago. She made her first career start in Nebraska's WNIT Super 16 game at Kansas (March 23, 2023), when she scored 10 points on 4-of-6 shooting.

Moriarty's size and versatility could make her an asset in Nebraska's ability to create matchup challenges for opponents.

During Nebraska's three-game summer tour of Greece in early August, Moriarty averaged 9.0 points, 3.3 rebounds and 3.3 assists.

"Kendall was our first commit in the 2021 class, and she fits perfectly into all aspects of our program," Nebraska Coach Amy Williams said. "She is a long, tough, gritty player with great versatility. She is a talented scorer, but her willingness to do all the dirty work on the court is what separates her. She is a great teammate and will lay it on the line for her team to win."

SOPHOMORE (2022-23)

Moriarty played a greater role for the Huskers in her second season, more than

KENDALL MORIARTY 15

6-1 Junior Guard Wheaton, Illinois (Benet Academy)

doubling her points (111-45), knocking down more than six times as many threes (19-3), snagging more than seven times the steals (22-3) and grabbing more than four times the rebounds (54-12) in 2022-23 than she did as a freshman.

She played in all 33 of Nebraska's games as a sophomore, making her first career start in Nebraska's WNIT Super 16 appearance at Kansas (March 23). Moriarty produced the second double-digit scoring performance of her career with 10 points on 4-of-6 shooting, including a pair of threes, against the eventual WNIT champion Jayhawks at Allen Fieldhouse. She added two steals while playing a career-high 28 minutes.

Moriarty ended her sophomore season by averaging 3.4 points and 1.6 rebounds, while adding 27 total assists and 22 steals on the season.

She produced the best week of her career by averaging 10.0 points, 2.5 rebounds and

1.5 assists in 24 minutes per game off the bench in wins over Wisconsin (Dec. 7) and Samford (Dec. 10). She hit 5-of-8 threes in the two games, including a career-best 3-for-3 from beyond the arc in the second half to finish with a career-high 11 points in the win over Samford. It followed a then-career-high nine points in the win over Wisconsin.

Moriarty added eight big points off the bench in Nebraska's road rally to a 71-64 win at Purdue (Jan. 18). She also scored eight big points while adding a career-high five rebounds in NU's overtime win over eventual NCAA Tournament qualifier Mississippi State in Puerto Rico (Nov. 26). She also had eight points in Nebraska's win over Tarleton (Nov. 22) helping ease the loss of starter Allison Weidner, who suffered an eye injury in the game's opening minute and was not able to return.

Moriarty also provided one of the most memorable moments of the 2022-23 season for the Huskers when she drained an unlikely, running half-a-hook shot from beyond half court on a baseline inbound play as the shot clock expired in the closing seconds of Nebraska's win over Penn State (Jan. 11). The shot provided Moriarty with her only points of the night, while earning recognition as Scott Van Pelt's "Best Thing I Saw Today" on ESPN.

Moriarty's efforts helped Nebraska overcome the absences of starters Isabelle Bourne, Sam Haiby, Trinity Brady and Weidner at different points in 2022-23. In three Postseason WNIT games, Moriarty averaged 6.7 points, 1.3 rebounds and 2.3 steals, while hitting 8-of-11 field goal attempts, including 4-of-7 three-point tries.

FRESHMAN (2021-22)

Moriarty competed in 30 of Nebraska's 33 games as a true freshman, averaging 1.5 points and shooting 48.8 percent (20-41) from the field in 2021-22.

She matched her season high with six points on 3-of-3 shooting from the field in Nebraska's 77-44 win over Wisconsin (Jan. 27). She added two rebounds, an assist and a steal in 12 minutes against the Badgers.

Her performance against Wisconsin followed five points and a career-high four assists in a career-high 20 minutes at Iowa (Jan. 16), when the Huskers played without starting guards Jaz Shelley (COVID protocols) and Sam Haiby (injury). She also had five points and a steal in a win over Minnesota (Feb. 20), and she scored five points with an assist in a win over Alabama A&M (Nov. 14).

Moriarty established her career highs with six points and two rebounds in a win over North Carolina Central (Nov. 20). She hit her first career three-pointer in NU's win over Creighton (Nov. 17), before adding three-pointers against



KENDALL MORIARTY career statistics

Year	G-GS	Min	FG-FGA	Pct.	3P-3PA	Pct.	FT-FTA	Pct.	Off-Def	Reb.-Avg.	PF-D	A	TO	Blk	ST	Pts-Avg.
2021-22	30-0	266	20-41	.488	3-18	.167	2-8	.250	3-9	12-0.4	30-0	17	16	3	3	45-1.5
2022-23	33-1	527	40-106	.377	19-61	.311	12-17	.706	12-42	54-1.6	54-0	27	34	5	22	111-3.4
Career	63-1	793	60-147	.408	22-79	.278	14-25	.560	15-51	66-1.0	84-0	44	50	8	25	156-2.5

Minnesota (Feb. 20) and against Gonzaga in the first round of the NCAA Tournament. She finished with three points in eight minutes against the Bulldogs.

She found the scoring column in 12 games as a freshman.

HIGH SCHOOL

The first commit to Nebraska's top-25 recruiting class, announcing her decision in November of 2019, Moriarty was ranked among the nation's top 100 players by Prospects Nation (74), All-Star Girls Report (77) and Prep Girls Hoops (100). She was also ranked as high as the No. 12 guard prospect in the country by Prospects Nation.

She earned second-team Illinois Class 4A all-state honors for the second straight season in 2021, after leading Benet to a fourth consecutive ESCC league title. Moriarty was Benet's leading scorer as a senior, averaging 13 points per game. She led Benet to a final No. 2 ranking in the state of Illinois by both the Associated Press and MaxPreps.

Moriarty earned second-team IBCA Class 4A All-State honors as a junior and senior at Benet Academy. She also claimed All-Area honors from both the Naperville Sun and the Daily Herald DuPage County, while leading Benet to four consecutive ESCC Conference titles and earning all-conference honors.

As a senior, Moriarty was Benet's leading scorer at 13 points per game in 2020-21. She

averaged 11 points while hitting 43.1 percent of her three-pointers in 2019-20. She led Benet Academy in three-point percentage and overall field goal percentage (.458). An elite defender, she also led the team in steals and deflections as both a junior and senior.

She led Benet to a No. 1 ranking in Illinois and a No. 23 team rank nationally at one point as a junior. In 2019, Moriarty was invited to the USA 16U National Team trials, advancing to the top 68. She also played volleyball and soccer as a freshman at Benet Academy.

Moriarty played club basketball for M14 Bluestar and Coach Ryan Haun. She was a top scorer and rebounder while helping the team to a 2019 Run 4 Roses championship. She was named to the all-tournament team at Run 4 Roses and at the USJN All-Star Team at the Windy City Classic.

Academically, Moriarty also earned a spot on Benet's First Honor Roll in 2019-20.

PERSONAL

The daughter of Margaret Moriarty and Sean Moriarty, Kendall has an older brother, Peyton, and an older sister, Lexi. Kendall is majoring in advertising and public relations/sports media and communication and earned Academic All-Big Ten honors in 2023. She is also a three-time Nebraska Scholar-Athlete Honor Roll selection and a two-time member of the Tom Osborne Citizenship Team.

MORIARTY'S CAREER BESTS

Category	Total	Game
Points	11	Samford (12/10/22)
Rebounds	5	Mississippi State (11/26/22)
	5	Houston Christian (11/11/22)
Assists	4	Iowa (1/16/22)
Steals	3	Northern Iowa (3/19/23)
	3	Michigan (12/28/22)
Blocks	2	Wyoming (12/22/21)
FGA	6	Four Times, most recent
	6	Kansas (3/23/23)
FGM	4	Kansas (3/23/23)
	3	NC Central (11/20/21)
FTA	4	Purdue (1/18/23)
FTM	3	Purdue (1/18/23)
3-PT FGA	5	Wisconsin (12/7/22)
3-PT FGM	3	Samford (12/10/22)

She chose Nebraska over Iowa, Wisconsin, Penn State, Illinois, Marquette, Vanderbilt, Northwestern and DePaul.

"I chose Nebraska because of the family atmosphere and the culture the coaches and players create," Moriarty said. "Nebraska has amazing fan support for their athletic programs, which I love. All of the coaches are great people who will push me to become a great player and even a better person. Visiting Nebraska just made me feel at home."



KENDALL MORIARTY big ten conference statistics

Year	G-GS	Min	FG-FGA	Pct.	3P-3PA	Pct.	FT-FTA	Pct.	Off-Def	Reb.-Avg.	PF-D	A	TO	Blk	ST	Pts-Avg.
2021-22	15-0	117	9-18	.500	1-9	.111	1-3	.333	1-5	6-0.4	16-0	8	7	0	2	20-1.3
2022-23	18-0	239	15-53	.283	8-33	.242	6-10	.600	6-18	24-1.3	23-0	11	15	2	9	44-2.4
Career	33-0	356	24-71	.338	9-42	.214	7-13	.538	7-23	30-0.9	39-0	19	22	2	11	64-1.9



ALLISON WEIDNER 3

5-10 Junior Guard Humphrey, Nebraska (Humphrey St. Francis)

In 10 career Big Ten starts as a freshman (8) and sophomore (2), Weidner has helped Nebraska to a 7-3 record including a pair of wins over top-20 teams (No. 10 Michigan, No. 20 Maryland) away from Pinnacle Bank Arena. In those 10 starts, Weidner has averaged 10.8 points, 4.4 rebounds and 3.6 assists.

SOPHOMORE (2022-23)

Weidner showed major improvements to her all-around game while taking on a greater leadership role in her second season. She averaged 10.2 points, 6.2 rebounds and 2.4 assists while starting each of Nebraska's first 13 games of 2022-23. She scored in double figures in four consecutive games before suffering a season-ending leg injury early in the fourth quarter of NU's triple-overtime win over No. 20 Kansas (Dec. 21). She underwent successful surgery on Jan. 10, 2023.

Weidner had 13 points, seven rebounds and three assists in a win over Wyoming (Dec. 18). It followed her second double-double of the season with 15 points, 11 rebounds and a career-high five steals in a win over Samford (Dec. 10).

She notched her first career double-double with 13 points and a career-high 15 rebounds in Nebraska's upset of No. 20 Maryland in College Park (Dec. 4). Weidner, who added five assists against the Terps, scored all 13 of her points and grabbed eight of her rebounds in the second half alone, as NU outscored Maryland 59-31 in the second half. Weidner's effort helped the Huskers secure their first-ever win over Maryland, which went on to advance to the NCAA Elite Eight.

Weidner added 13 points, five rebounds and seven assists in an 82-54 win over Wisconsin (Dec. 7) to help the Huskers improve to 2-0 in Big Ten play despite the absence of starters Isabelle Bourne, Trinity Brady and Sam Haiby - who all missed the game with injuries.

Weidner opened the season with 19 points and a then-career-high nine rebounds in a win over Omaha (Nov. 7). She made a career-high nine field goals in just 11 attempts against the Mavs. She added her second career 20-point performance with 20 points and seven boards in a win over Houston Christian (Nov. 11).

She was injured on an offensive rebound on the first possession of the game against Tarleton (Nov. 22), but still finished the play with a bucket in the opening minute before she left the court. Weidner, who played 59 seconds, did not return to the game after suffering an eye injury. She did return to the starting lineup three days later in NU's win over Texas A&M-Corpus Christi at the Puerto Rico Clasico (Nov. 25). She had 13 points and five rebounds against the Islanders.

FRESHMAN (2021-22)

Weidner joined Alexis Markowski as freshman starters in Nebraska's lineup down

the stretch in 2021-22. Weidner averaged 7.2 points, 3.7 rebounds and 2.2 assists while playing in all 33 games for the 24-9 Huskers in 2021-22.

She moved into Nebraska's starting five for the final eight games of the season and started nine contests overall for the Huskers, who finished No. 23 in the NET rankings and advanced to the 2022 NCAA Tournament.

She produced the most memorable performance of her young career with a team-high 16 points, including two free throws with 5.5 seconds left to seal Nebraska's 76-73 victory over No. 10 Michigan in the Big Ten Tournament quarterfinals in Indianapolis (March 4). Weidner added three rebounds, two assists and two steals against the Wolverines to give Nebraska two wins over the eventual 2022 NCAA Elite Eight qualifiers.

Weidner put together her best game with a career-high 23 points and a career-best three threes in a 93-70 win over Minnesota (Feb. 20). She hit 8-of-10 shots from the field, including all three of her long-range attempts, while also going 4-for-4 from the free throw line against the Gophers. She added five rebounds.

She scored in double figures seven times on the season, including 11 points, eight rebounds and five assists in just 18 minutes off the bench in a win over Prairie View A&M (Nov. 11). She added 10 points, five boards and three assists in a victory over Drake (Dec. 19), before producing her first double-digit effort in Big Ten play with 14 points and five rebounds off the bench in a win over Purdue (Jan. 30). She scored all 14 points in the first half against the Boilermakers.

Weidner matched that performance with 14 points, four rebounds, two assists and two steals in a win over Penn State (Feb. 3). She scored 10 points in the fourth quarter to help the Huskers turn a one-point lead into a 15-point win. Weidner also had 11 points, four rebounds, two assists and a steal in Nebraska's 72-55 run past No. 5 Indiana (Feb. 14). She hit 5-of-7 shots from the field, including her lone three-point attempt, to help the Huskers to their largest victory margin ever against a top-five team. The win over Indiana marked Weidner's last game off the bench in 2021-22.

In nine starts on the season, Weidner averaged 9.3 points, 4.4 rebounds and 3.0 assists. She made her first career start in place of an injured Sam Haiby at Iowa (Jan. 16), in a game the Huskers also played without starting guard Jaz Shelley (COVID protocols). Weidner finished with eight points, three rebounds, five assists and a block against the Hawkeyes.

Weidner made a solid debut with nine points in a win over Maine (Nov. 9) and threatened a triple-double with eight points, eight rebounds and eight assists in just 18 minutes off the bench in a win over North Carolina Central (Nov. 20). Her eight rebounds and eight assists were both season highs.

HONORS & AWARDS

- Academic All-Big Ten (2023)
- Nebraska Scholar-Athlete Honor Roll (Fall 2021, 2022; Spring 2023)
- Tom Osborne Citizenship Team (2022, 2023)
- No. 80 Player in the Nation (ESPN, 2021)
- No. 32 Guard in the Nation (ESPN, 2021)
- Nebraska State Girls High School Athlete of the Year (All Sports, Lincoln Journal Star, 2021)
- Nebraska Super-State First Team (Lincoln Journal Star, 2020, 2021)
- All-Nebraska First Team (Omaha World-Herald, 2020, 2021)
- Nebraska Class D2 Basketball All-State (2018, 2019-Captain, 2020-Captain, 2021-Captain)
- Nebraska Class D2 Basketball All-Tournament (2018, 2020, 2021)
- Nebraska Class D2 Volleyball All-State (First Team, 2019, 2020; HM, 2018)
- Nebraska Class D2 Volleyball All-Tournament (2019, 2020)
- Eight-Time Nebraska State Track & Field Champion

OUTLOOK (2023-24)

Allison Weidner (pronounced WIDE-ner) joins fellow junior Alexis Markowski and graduate student Maddie Krull as native Nebraskans on the Husker roster in 2023-24.

Weidner, a 5-10 guard from the small town of Humphrey (pop. 832) in Northeast Nebraska, was producing a breakout season as a sophomore before suffering a season-ending knee injury in NU's final non-conference game against Kansas (Dec. 21).

Weidner's recovery and rehab after surgery has gone well, and she enters 2023-24 projected to be a major contributor in an experienced Husker backcourt.

Through 13 games as a starter in 2022-23, Weidner averaged 10.2 points, 6.2 rebounds and 2.4 assists. In two Big Ten wins over Maryland and Wisconsin, she averaged 13.0 points, 10.0 boards and 6.0 assists.

ALLISON WEIDNER career statistics

Year	G-GS	Min	FG-FGA	Pct.	3P-3PA	Pct.	FT-FTA	Pct.	Off-Def	Reb.-Avg.	PF-D	A	TO	Blk	ST	Pts-Avg.
2021-22	33-9	626	90-196	.459	12-43	.279	47-59	.797	34-87	121-3.7	48-0	73	40	3	24	239-7.2
2022-23	13-13	325	46-85	.541	8-22	.364	32-43	.744	23-57	80-6.2	28-0	31	29	5	14	132-10.2
Career	46-22	951	136-281	.484	20-65	.308	79-102	.775	57-144	201-4.4	76-0	104	69	8	38	371-8.1



HIGH SCHOOL

One of the top small-school players in Nebraska history, Weidner finished her four-year high school career with 2,282 points, 741 assists and 629 steals. Her career point total ranked No. 3 across all classes in Nebraska girls basketball history, while she became just the 13th player in state history to score 2,000 career points. The star from Humphrey St. Francis High School was a four-time first-team Class D2 All-State selection for Coach Bryan Reichmuth. A first-team all-class, all-state pick by both the Omaha World-Herald and the Lincoln Journal Star as both a junior and senior, Weidner led the state in scoring with 25.0 points per game as a senior, while also leading the state with 6.4 assists per game. Her 6.4 steals per game also ranked second in the state across all classes, while she added 7.0 rebounds per contest. Weidner scored 71 points over three state tournament wins to lead Humphrey St. Francis to the state title.

As a junior, Weidner averaged 25.2 points, 6.1 rebounds, 6.5 assists and a whopping 7.3 steals per game as a junior in 2020. She also led the Flyers to a state runner-up finish while earning a spot on the Class D2 All-Tournament team. She scored a state tournament-best 83

points over three games as a junior. She led St. Francis to a Class D2 state runner-up finish as a freshman and claimed her first selection to the all-tournament team. Weidner also guided the Flyers to a state tournament bid as a sophomore in 2019.

As a junior in 2020, Weidner nearly notched a quadruple-double with 28 points, 10 assists, 10 steals and 9 rebounds against Elkhorn Valley. She also produced a triple-double with 29 points, 12 rebounds and 10 steals against Fullerton. In the 2020 state tournament, she erupted for a career-high 39 points against Mullen. She had 38 points against Howells/Dodge.

She also led the state in assists in both 2018 and 2019, while leading the state in steals in 2019.

Weidner played club basketball for the Nebraska Attack and Coach Zach Isherwood. She led the Attack to the championship of the Nike Tournament of Champions Session 2, Gold Division. The Nebraska Attack also finished fifth at Under Armour Nationals and won the Midwest Basketball Showcase.

Chosen as one of the top multi-sport athletes in the state by the Lincoln Journal Star in 2018-19, 2019-20 and 2020-21, Weidner was

WEIDNER'S CAREER BESTS

Category	Total	Game
Points	23	Minnesota (2/20/22)
Rebounds	15	Maryland (12/4/22)
Assists	8	NC Central (11/20/21)
Steals	5	Samford (12/10/22)
Blocks	2	Kansas (12/21/22)
FGA	13	Houston Christian (11/11/22)
FGM	9	Omaha (11/7/22)
FTA	8	Three Times, most recent
	8	Maryland (12/4/22)
FTM	6	Maryland (12/4/22)
	6	Drake (12/19/21)
3-PT FGA	4	Samford (12/10/22)
3-PT FGM	3	Minnesota (2/20/22)

also a first-team all-stater in volleyball while leading St. Francis to a state runner-up finish as a junior in 2019. She was also an honorable-mention Class D2 all-state choice and led the Flyers to a third-place finish as a sophomore in 2018. She guided Humphrey St. Francis back to the state tournament as a senior in 2020.

On the track, Weidner swept the Class D2 state titles in the 400 and 800-meter runs in 2018, 2019 and 2021. She added two more state titles as a member of the 3,200-meter relay team as a sophomore and senior, after helping the 1,600-meter relay to a state runner-up finish as a freshman. Weidner also finished sixth in the triple jump as a senior. No state track and field championships were held in 2020 because of COVID-19.

She earned 11 letters across basketball, volleyball and track at St. Francis, capturing a total of 10 individual or team state championships.

Weidner was also a leader in the classroom at Humphrey St. Francis. She earned Academic All-State honors in basketball as a senior (winter 2021) and volleyball as a junior (fall 2019). She was a two-year member of the National Honor Society, serving as the group's treasurer as a senior. She was also a member in the Big Sisters Program at Humphrey St. Francis.

PERSONAL

The daughter of Dan and Cathy Weidner, Allison was born April 29, 2003, in Norfolk, Neb. She has two older brothers, Brandon and Nathan. A child, youth and family studies major, Allison earned Academic All-Big Ten recognition in 2023. She is a three-time Nebraska Scholar-Athlete Honor Roll selection and a two-time member of the Tom Osborne Citizenship Team.

Weidner chose Nebraska over Creighton, South Dakota, South Dakota State, Duquesne, Omaha, Denver, Toledo, North Dakota State and Wyoming.

"I chose Nebraska because of the family atmosphere that the coaches and staff provide," Weidner said. "The support that Nebraska provides to its student-athletes is something that stood out to me. As a child I always dreamed of playing for Nebraska and representing my home state. It is truly an honor to be a Husker. Go Big Red!"

ALLISON WEIDNER big ten conference statistics

Year	G-GS	Min	FG-FGA	Pct.	3P-3PA	Pct.	FT-FTA	Pct.	Off-Def	Reb.-Avg.	PF-D	A	TO	Blk	ST	Pts-Avg.
2021-22	18-5	350	59-117	.504	9-23	.391	23-26	.885	23-40	63-3.5	29-0	30	26	2	14	150-8.3
2022-23	2-2	59	8-12	.667	2-4	.500	8-10	.800	4-16	20-10.0	6-0	12	6	1	1	26-13.0
Career	20-7	409	67-129	.519	11-27	.407	31-36	.861	27-56	83-4.2	35-0	42	32	3	15	176-8.8



HONORS & AWARDS

- Nebraska Women's Basketball Lifter of the Year (2023)
- Nebraska Scholar-Athlete Honor Roll (Fall 2022; Spring 2023)
- Tom Osborne Citizenship Team (2023)
- Metro West Conference Player of the Year (2022)
- Four-Time Metro West All-Conference (First Team, 2019, 2020, 2021, 2022)
- Metro West All-Defensive Team (2022)
- MGBCA All-Star Series Three-Point Champion (2022)
- All-Metro Honorable Mention (Minneapolis Star-Tribune, 2022)
- Four-Time Chanhassen Most Valuable Player (2019, 2020, 2021, 2022)

OUTLOOK (2023-24)

Callin Hake (pronounced CAL-in HAKE) hopes to make greater contributions to Nebraska's lineup in her second season as a Husker. The 5-8 guard from Victoria, Minn., averaged 4.3 points while playing in 31 games as a true freshman.

Her first season was highlighted by scoring in double figures four times in a five-game span early in 2023 Big Ten play. She scored a career-high 16 points on 4-of-6 three-point shooting in a win over Penn State (Jan. 11, 2023).

In Nebraska's three-game summer tour of Greece in early August, Hake averaged 6.7 points and 1.7 assists.

Hake is an aggressive offensive player who can spread the floor for the Huskers as a consistent three-point threat.

"Callin is a versatile guard that can bring a lot of things to our team on the basketball court," Nebraska Coach Amy Williams said. "I love that she is committed to playing hard on both ends of the court. Not only is Callin the perfect fit for us on the court, but she fits our family. She is not afraid to work and understands how to be a great teammate."

CALLIN HAKE

5-8 Sophomore Guard Victoria, Minnesota (Chanhassen)

14

FRESHMAN (2022-23)

Hake was a regular contributor for the Nebraska women's basketball team as a true freshman in 2022-23.

She appeared in 31 of Nebraska's 33 games, while making her first career start in a victory at Purdue (Jan. 18). She scored eight points in place of Maddie Krull in Nebraska's 71-64 win over the Boilermakers. Hake, who averaged 4.3 points and 1.3 rebounds, produced four double-figure scoring efforts in a five-game span early in Big Ten play.

Hake put up a season-high 16 points on 4-of-6 three-point shooting in Nebraska's run past Penn State (Jan. 11). She opened the stretch with 11 points on 3-of-4 three-point shooting against No. 14 Michigan (Dec. 28), before capping the group of double-digit efforts with 11 more points on 3-of-6 three-point shooting against No. 3 Ohio State. She added 10 points on a pair of threes in an overtime setback at No. 4 Indiana (Jan. 1).

In Nebraska's second-round WNIT win over Northern Iowa (March 19), Hake stepped up with six points, three rebounds and two assists off the bench after starter Sam Haiby suffered a lower leg injury that knocked her out for the rest of the game.

Hake scored six points on a pair of threes in wins over Houston Christian (Nov. 11) and Texas A&M-Corpus Christi (Nov. 25). She opened her career with three points, three rebounds, an assist and a steal in a win over Omaha (Nov. 7). She also knocked down a three-pointer at No. 20 Creighton (Nov. 15).

Overall, Hake connected on at least one three-pointer in 20 games, including nine games with multiple threes.

HIGH SCHOOL

A four-time first-team All-Metro West Conference selection for the Storm, Hake was also a four-time Chanhassen team most valuable player. She captured Metro West Player-of-the-Year honors as a senior in 2021-22 after averaging 22.2 points per game. She became Chanhassen's first career 2,000-point scorer after a 26-point, 12-rebound performance against Cooper on Jan. 31, 2022. That performance followed a then-career-high and Chanhassen-record 37-point effort in a win over Waconia (Jan. 30). She topped that mark with 38 points in a win over New Prague (Feb. 18).

A McDonald's All-America Midwest nominee, Hake earned honorable-mention



CALLIN HAKE career statistics

Year	G-GS	Min	FG-FGA	Pct.	3P-3PA	Pct.	FT-FTA	Pct.	Off-Def	Reb.-Avg.	PF-D	A	TO	Blk	ST	Pts-Avg.
2022-23	31-1	397	45-136	.331	33-98	.337	11-14	.786	13-26	39-1.3	30-0	18	24	0	6	134-4.3
Career	31-1	397	45-136	.331	33-98	.337	11-14	.786	13-26	39-1.3	30-0	18	24	0	6	134-4.3

All-Metro accolades from the Minneapolis Star-Tribune as a senior. She was also named to the Metro West Conference All-Defensive Team before capping her high school career by playing in the Minnesota Girls Basketball Coaches Association All-Star Series. She claimed the MGBCA Three-Point Championship by draining 14 three-pointers in 45 seconds.

As a junior in a COVID-shortened 2020-21 season, Hake averaged 21.5 points per game. She averaged 22.2 points per game as a sophomore and 20.4 points per contest as a freshman at Class 4A Chanhassen.

She entered her junior season with high school career totals of 1,633 points, 442 rebounds, 147 steals and 120 assists. She added 599 points as a senior to finish with 2,232 career points.

Hake spent six years competing for the UAA Minnesota Fury, helping the team to a

national runner-up finish. She was a first-team Minnesota AAU all-state selection in 2021.

She also earned three letters in track and field at Chanhassen. She was also involved as the DECA President and won the DECA Outstanding Student Award in 2021-22. She was also a two-year National Honor Society member and a four-year Key Club member.

PERSONAL

The daughter of Chad and Jill Hake, Callin was born Feb. 25, 2004 in Waconia, Minn. She has an older brother, Carson, who is a senior infielder for the North Dakota State baseball team in 2024. Callin is double-majoring in management/marketing. She earned spots on the Nebraska Scholar-Athlete Honor Roll in both the fall and spring semesters of 2022-23. She was also a member of the 2023 Tom Osborne Citizenship Team.

"I chose Nebraska because of the endless opportunities the University has to offer, the

HAKE'S CAREER BESTS

Category	Total	Game
Points	16	Penn State (1/11/23)
Rebounds	4	Tarleton State (11/22/22)
Assists	3	Ohio State (1/14/23)
Steals	1	Six Times, most recent
	1	Kansas (3/23/23)
Blocks	0	None
FGA	12	Indiana (1/1/23)
FGM	6	Penn State (1/11/23)
FTA	4	Purdue (1/18/23)
FTM	3	Purdue (1/18/23)
3-PT FGA	7	Maryland (1/22/23)
3-PT FGM	4	Penn State (1/11/23)

coaching staff and their visions and goals, and the tight bond the girls have on and off the court," Hake said. "Also, getting to play in the best conference and go out and battle every single night is something I have always wanted to do."



CALLIN HAKE big ten conference statistics

Year	G-GS	Min	FG-FGA	Pct.	3P-3PA	Pct.	FT-FTA	Pct.	Off-Def	Reb.-Avg.	PF-D	A	TO	Blk	ST	Pts-Avg.
2022-23	18-1	249	31-85	.365	23-63	.365	9-11	.818	4-15	19-1.1	20-0	12	16	0	3	94-5.2
Career	18-1	249	31-85	.365	23-63	.365	9-11	.818	4-15	19-1.1	20-0	12	16	0	3	94-5.2



MAGGIE MENDELSON 44

6-5 Sophomore Center/Forward Ogden, Utah (Fremont)

volleyball team during the fall. Mendelson made an instant impact in her college basketball debut by scoring nine points on perfect shooting while adding three blocks in a 66-39 win over eventual Mountain West Conference runner-up and WNIT qualifier Wyoming (Dec. 18).

She played an even bigger role in her second game, just missing a double-double with nine points, nine rebounds and two blocks in 17 minutes off the bench in Nebraska's 85-79 3OT win over No. 20 Kansas (Dec. 21), which went on to win the Postseason WNIT championship.

Over 22 games as a true freshman, Mendelson averaged 2.0 points and 2.2 rebounds per game while adding 14 total blocked shots on the season. She contributed four points and three rebounds in Nebraska's Big Ten win over Penn State (Jan. 11). Mendelson also had four points, a rebound and a blocked shot in a Big Ten road win at Northwestern (Feb. 6).

Mendelson capped the regular season with one of her best efforts, scoring four points to go with six rebounds, a block and a steal in just nine minutes in a Husker victory over Northwestern (Feb. 26). She closed the year with two points, three rebounds and a pair of steals at Kansas in the WNIT Super 16.

Mendelson, who spent the fall with the nationally ranked Husker volleyball team, won gold medals for U.S. age group national teams in both basketball and volleyball before competing as a Husker. She spent time training with the Nebraska basketball team in the summer of 2022 after graduating from Fremont High School in Utah a year early. She won gold for the U.S. Under 19 National Volleyball Team at the Pan American Cup.

In the summer of 2021, Mendelson won gold as a member of the U.S. Under 16 National Basketball Team at the FIBA Americas Championship.

HIGH SCHOOL

As a basketball player at Fremont High School, Mendelson led the Silverwolves to the 2021 state championship with a perfect 26-0 record as a sophomore in 2021. She averaged 14.3 points, 8.9 rebounds, 1.6 assists, 1.5 steals and 1.9 blocks while starting every game. She collected 15 points and 14 rebounds in the state title game.

In her final high school season as a junior, Mendelson led the Silverwolves back to the 2022 UHSAA/Mountain America Girls Basketball State Championship game by averaging 17.5 points and 9.1 rebounds over 26 games on the season. In the state title

HONORS & AWARDS

- Nebraska Scholar-Athlete Honor Roll (Fall 2022; Spring 2023)
- Tom Osborne Citizenship Team (2023)
- U.S. Under 16 National Basketball Team (FIBA Americas Championship, August 2021)
- No. 32 Basketball Recruit in the Nation (ESPN, 2022)
- U.S. Under 19 National Volleyball Team (Pan American Cup, Gold, July 2022)
- U.S. Under 18 National Volleyball Team (FIVB U18 World Championships, September 2021)
- No. 2 Volleyball Recruit in the Nation (Prep Volleyball, 2023)
- AVCA High School All-American (Third Team, 2021)
- Utah High School Player of the Year (2021)
- AVCA Phenom List (2020, 2021)

OUTLOOK (2023-24)

Maggie Mendelson plans to rejoin the Nebraska women's basketball team following the completion of the 2023 volleyball season.

The 6-5 center/forward from Ogden, Utah helped the volleyball program to a top-five national ranking through September's matches. She had two kills in the win over Omaha in Volleyball Day at Nebraska inside Memorial Stadium, which drew a women's sports record 92,003 fans on Aug. 30.

Mendelson practiced with the women's basketball until July before switching her focus full time to volleyball. She did not make the trip with the Husker basketball team to Greece in early August. She did travel with the volleyball team to Brazil earlier in the summer.

Mendelson averaged 2.0 points and 2.2 rebounds over 22 games as a true freshman for the Huskers in 2022-23.

FRESHMAN (2022-23)

Mendelson joined the Nebraska basketball team on the court prior to semester break in December, after competing for the Husker



MAGGIE MENDELSON career statistics

Year	G-GS	Min	FG-FGA	Pct.	3P-3PA	Pct.	FT-FTA	Pct.	Off-Def	Reb.-Avg.	PF-D	A	TO	Blk	ST	Pts-Avg.
2022-23	22-0	161	16-42	.381	0-3	.000	11-22	.500	9-39	48-2.2	30-1	4	18	14	8	43-2.0
Career	22-0	161	16-42	.381	0-3	.000	11-22	.500	9-39	48-2.2	30-1	4	18	14	8	43-2.0

game, Mendelson had 25 points and six steals in a 67-65 double-overtime loss to Lone Peak at BYU (March 5). Fremont finished 24-3.

Mendelson had 14 points and seven boards in a state semifinal win over Westlake (March 3), after putting up 19 points and 15 rebounds in a victory over Bingham (March 1).

As a freshman, Mendelson averaged 8.0 points, 5.6 rebounds, 0.7 assists, 0.3 steals and 1.6 blocks per game.

She was also a three-time letterwinner in volleyball and passed the 1,000 career kills milestone in two and a half years. In 2021, Mendelson totaled 407 kills on .294 hitting with 59 aces and earned third-team AVCA All-America and first-team All-Region 1 honors. She was the Utah Gatorade High School Player of the Year.

As a sophomore, Mendelson was an outside hitter who helped Fremont to third place at the state tournament and a Region 1 championship. She had 417 kills on .312 hitting and earned 6A first-team all-state recognition by the Deseret News, Region 1 Most Valuable Player and All-Area MVP by the Standard-Examiner for the second straight year.

She hit .387 as a freshman for the Region 1 champion Silverwolves while finishing with 369 kills and 101 blocks. She was a top-20 finalist for Prep Volleyball's National Freshman of the Year and earned a spot on the publication's special mention list for high school All-Americans. In July 2020, Prep Volleyball slotted her No. 2 on its Top 150 list.

Mendelson was named to the 25 Underclassmen to Watch List (2021) by Volleyball Magazine, the AVCA's Phenom List (2020, 2021) and Prep Volleyball's Frosh 59. She played club volleyball for the Utah Hive, which won the Triple Crown SLC tournament and took third at the Red Rock Rave.

"When recruiting opened back up after a year and a half, Maggie's club tournament in Salt Lake City was the first place I went," Nebraska Volleyball Coach John Cook said. "Maggie is a special talent, an elite competitor and a multi-sport athlete, which we love here at Nebraska. Coach Williams and I presented a great plan for her to succeed in both sports, and that's one of the reasons she decided to come here."

PERSONAL

The daughter of Phil and Jenny Mendelson, Maggie carried a 4.0 grade-point average while taking a full load of AP and honors classes at Fremont High School. She was a member of the honor society and academic all-state. She is majoring in environmental science and earned spots on the Nebraska Scholar-Athlete Roll in the fall and spring semesters of 2022-23.

She was also a member of the 2023 Tom Osborne Citizenship Team.

Phil and Jenny Mendelson were both basketball players at Weber State. Maggie has an older brother and an older sister.

"I chose Nebraska because of the relationship I have built with the coaches," Mendelson said. "They believe I can play both sports, and I appreciate the tradition of those programs at Nebraska."

Since 2000, four student-athletes -- Greichaly Cepero, Laura Pilakowski, Alicia Ostrander and Allie Havers -- have been on the rosters for both volleyball and basketball at Nebraska. Volleyball All-Americans Cepero and Pilakowski were starters in both sports in the same season (2002-03). Havers, a two-year starter on the basketball team (2015-16, 2016-17) later played for the volleyball team in its indoor (2017) and beach (2018) seasons.

MENDELSON'S CAREER BESTS

Category	Total	Game
Points	9	Kansas (12/21/22)
	9	Wyoming (12/18/22)
Rebounds	9	Kansas (12/21/22)
Assists	2	Iowa (12/28/23)
Steals	2	Kansas (3/23/23)
	2	Iowa (1/28/23)
Blocks	3	Wyoming (12/18/22)
FGA	6	Northwestern (2/6/23)
FGM	2	Five Times, most recent
	2	Northwestern (2/6/23)
FTA	8	Kansas (12/21/22)
FTM	5	Kansas (12/21/22)
	5	Wyoming (12/18/22)
3-PT FGA	1	Three Times, most recent
	1	Northwestern (2/26/23)
3-PT FGM	0	None



MAGGIE MENDELSON big ten conference statistics

Year	G-GS	Min	FG-FGA	Pct.	3P-3PA	Pct.	FT-FTA	Pct.	Off-Def	Reb.-Avg.	PF-D	A	TO	Blk	ST	Pts-Avg.
2022-23	16-0	107	11-32	.344	0-3	.000	1-9	.111	5-22	27-1.7	23-1	4	13	8	5	23-1.4
Career	16-0	107	11-32	.344	0-3	.000	1-9	.111	5-22	27-1.7	23-1	4	13	8	5	23-1.4



HONORS & AWARDS

- North Dakota Gatorade Player of the Year (2021, 2022, 2023)
- North Dakota MaxPreps Player of the Year (2021, 2023)
- No. 91 Player in the Nation (ESPN, 2022)
- North Dakota State Basketball Champion (2021)
- North Dakota State Basketball Runner-Up (2022, 2023)
- North Dakota State Volleyball Runner-Up (2022)

OUTLOOK (2023-24)

Three-time North Dakota Gatorade Player of the Year Logan Nissley joins the Huskers after a tremendous career at Bismarck Century High School. The 6-0 guard averaged 20.8 points, 7.4 rebounds, 2.5 assists and 3.9 steals as a senior in 2022-23, on her way to finishing her career for the Patriots with 1,664 points.

One of the top 100 recruits in the nation according to ESPN, Nissley signed her National Letter of Intent to join the Huskers in November of 2022.

"Logan is a prolific shooter and has an incredible feel for the game," Nebraska Coach Amy Williams said. "Her skill-set translates perfectly to our team and system, and she is a great match for our team's culture. Her experience in winning multiple state championships will add to our winning culture. We are definitely excited to get her in a Husker uniform."

During Nebraska's three-game tour of Greece in early August, Nissley averaged 11.3 points, 4.3 rebounds, 2.0 assists and a team-best 3.7 steals.

HIGH SCHOOL

A three-time North Dakota basketball state player of the year, Nissley averaged 20.8 points, 7.4 rebounds, 2.5 assists and 3.9 steals as a senior in 2022-23. She helped the Patriots to a state runner-up finish for the second straight year, while closing her career with 1,664 points.

Nissley was ranked as the No. 91 player in the Class of 2023 by ESPN after averaging more than 21 points and three steals while hitting 47 percent of her three-pointers as a junior in 2021-22. She led Bismarck Century to a 50-game winning streak over two seasons

LOGAN NISSLEY

2

6-0 Freshman Guard Bismarck, North Dakota (Bismarck Century)

before claiming a state runner-up finish in 2022. In the 2022 Class A state championship game, Nissley put up 32 points, 11 rebounds and four assists.

As a sophomore in 2020-21, Nissley powered Bismarck Century to a state title to win Gatorade and MaxPreps North Dakota Player of the Year honors after producing school records with 556 points (21.4 ppg), 100 assists and 93 steals while hitting 46.4 percent of her three-point attempts.

A four-time volleyball letterwinner, Nissley captured back-to-back North Dakota Volleyball Player of the Year awards in 2021 and 2022. She finished her career with more than 1,000 career kills and 1,000 career digs. As a senior, she recorded 361 digs, 357 kills, 34 blocks and 19 service aces while leading the Patriots to their second straight volleyball state championship.

Nissley played her club basketball for North Tartan - the same program as former Husker Sam Haiby and current Nebraska teammate Annika Stewart.

PERSONAL

The daughter of Brad and Ashley Nissley, Logan was born Oct. 3, 2004 in Bismarck, N.D. She has a younger brother, Garrett. Logan has not declared a major at Nebraska. She selected Nebraska over Gonzaga, Minnesota, Utah and Iowa.

"I chose Nebraska because of the family culture the girls brought to me when I visited," Nissley said. "The program itself and the facilities are amazing, but it felt like my second home and I knew it was meant for me. The coaches were unmatched and were by far my favorite because they cared about me as a person not just an athlete."





JESSICA PETRIE

12

6-2 Freshman Forward Gold Coast, Australia (Centre of Excellence)

summer tour of Greece in early August but did not play in the three games with the Huskers on the tour.

HIGH SCHOOL

Petrie starred at three levels for the Australian National Team in the summer of 2022. She averaged 7.0 points, 5.0 rebounds and 2.0 assists over five games for the Australian U18 National Team at the FIBA Asian Championship in Bengaluru, India in September. She helped the Australia Gems to a gold medal with a championship game win over China. In a semifinal victory over Taipei, Petrie produced 11 points and three rebounds, after getting eight points, eight rebounds and three assists in a win over Korea.

Her performance at the U18 level followed a seven-game stint with the Australian U17 National Team at the World Cup in Debrecen, Hungary, July 9-17, 2022. She averaged 12.3 points, 8.1 rebounds and 2.4 assists, posting double-doubles against both Belgium and Spain before capping the World Cup with 15 points and nine rebounds in a win over Hungary.

At the 2022 FIBA U16 Asian Championship in Amman, Jordan, June 24-30, Petrie averaged eight points, five rebounds and four assists. In the championship game against Japan, Petrie

finished with 12 points, six rebounds and a game-high six assists to help the Sapphires to a 59-58 victory. Her performance against Japan followed a near triple-double in a semifinal win over Korea, when she produced 13 points, nine rebounds and 10 assists.

Petrie also starred at Lake Ginninderra College, leading the Lakers to the Australian Schools Championship at Gold Coast in December of 2022. Petrie was named to the tournament's all-star five and was the Defensive MVP of the tournament. She averaged 23.8 points, 16.8 rebounds and 6.4 assists at the tournament.

PERSONAL

The daughter of Anthony and Sarah (Berry) Petrie, Jessica was born May 17, 2005. Her father was a long-time forward (2007-18) in Australia's NBL, helping the Adelaide 36ers to NBL Grand Final appearances in both 2014 and 2016. In 2009-10, he was second-team All-NBL and was named the NBL's Most Improved Player. He is currently coaching for the Gold Coast Rollers in NBL1. Her mother, Sarah, was a two-time WNBL champion with the Canberra Capitals. Jess has younger sisters, Emma and Holly, and a younger brother, William.

Jess is majoring in communication studies at Nebraska.

HONORS & AWARDS

- Australian U19 National Team (FIBA World Cup, Spain, 2023)
- Australian U18 National Team (FIBA Asian Championships, India, 2022)
- Australian U17 National Team (FIBA World Cup, Hungary, 2022)
- Australian U16 National Team (FIBA Asian Championships, Jordan, 2022)
- Australian Schools Championship Defensive MVP (2022)
- Australian Schools Championship All-Star Five (2022)

OUTLOOK (2023-24)

Australian National Program member Jessica Petrie joins the Nebraska women's basketball team for the 2023-24 season, after the 6-2 power forward signed with Head Coach Amy Williams and the Huskers on the opening day of the spring signing period on April 12, 2023. Petrie, who competed at the international level for Australia in three different age divisions (U16, U17, U18) in the summer of 2022, represented Australia at the U19 World Cup in Madrid, Spain (July 15-23, 2023).

Petrie, from Gold Coast, Queensland, averaged 17.6 points, 9.1 rebounds, 3.0 assists and 1.1 steals through seven games for the Basketball Centre of Excellence in Australia's semi-professional NBL1 East Division in 2023.

"We are so excited to officially welcome Jess Petrie to the Nebraska Women's Basketball family," Williams said. "Husker fans are going to love watching this exciting young woman grow in her time here in the United States. She is one of the most talented and promising women's basketball players in Australia, and we are very excited to have her joining the Huskers. She has already played with and against some of the best in the world. She has a tremendous work ethic, and she matches the competitive desires we have in this program."

Petrie averaged 6.1 points, 3.9 rebounds and 1.9 assists in 14.5 minutes per game in her first appearance with the Australian U19 National Team at the 2023 FIBA U19 World Cup in Spain in July. She helped the Australians to a 4-3 record.

She then traveled with Nebraska during its





HONORS & AWARDS

- Missouri MaxPreps Player of the Year (2021, 2022)
- Missouri Gatorade Player of the Year (2021)
- St. Louis Metro Area Player of the Year (2021, 2023)
- Missouri Class 6 All-State (2021, 2022, 2023)
- Three Consecutive High School Team Titles
- 100 Consecutive Victories

OUTLOOK (2023-24)

Two-time Missouri High School Player of the Year Natalie Potts brings explosive all-around ability, while providing a winning attitude on and off the court for the Huskers in 2023-24.

The 6-2 forward from O'Fallon, Mo., led Incarnate Word Academy to three consecutive Missouri state championships (no 2020 state tournament because of COVID-19) and a nation's best 100-game winning streak to close her prep career. She led the Red Knights to a 117-4 record during her four high school seasons, including a 32-0 mark in Class 6, as Incarnate Word finished No. 6 nationally by MaxPreps and No. 10 in the final ESPN SCNext national rankings in 2022-23.

Potts captured Missouri MaxPreps Player of the Year honors in both 2021 and 2023, while adding a Gatorade Player of the Year award as a sophomore in 2021. She was also the St. Louis Post-Dispatch Metro Player of the Year in both 2021 and 2023.

Potts closed her high school career with 2,108 points and 1,008 rebounds in four seasons - just the third player in Missouri high school history to reach the combined milestones of 1,000 points and 1,000 boards.

"We are so excited to add Natalie to our Husker women's basketball family," Williams said. "She is a great fit for us both on and off the basketball court. She has an incredible motor, and her competitive spirit matches the values we have for our team. She is versatile and a proven winner from one of the most successful high school programs in the country. We can't wait to see her thrive in a Husker uniform."

During Nebraska's three-game summer tour of Greece in early August, Potts averaged 11.7 points, 7.3 rebounds, 2.3 assists and a team-best 3.7 steals.

NATALIE POTTS

22

6-2 Freshman Forward O'Fallon, Missouri (Incarnate Word Academy)

HIGH SCHOOL

Potts averaged 18.7 points, 7.4 rebounds and 2.9 assists per game as a senior for Incarnate Word Academy in Bel Nor, Mo., which won its sixth consecutive Missouri state championship. She capped her career with a 32-0 record, a third straight Class 6 state title and a No. 6 final national ranking from MaxPreps.

She produced 19.3 points, 8.6 rebounds, 3.3 assists and 1.5 blocks per game while hitting 61.9 percent of her shots from the floor as a junior to lead Missouri Hall of Fame Head Coach Dan Rolfes' team to a 32-0 record, another Class 6 state championship and recognition as the Blue Star Media 25 national champion in 2021-22.

Potts averaged 20.7 points and 9.3 rebounds as a sophomore to earn Gatorade and MaxPreps Missouri Player-of-the-Year honors after leading Incarnate Word Academy to a Class 6 state championship in 2021. She was also the St. Louis Metro Area Player of the Year. Incarnate Word Academy finished No. 20 in the final ESPNW national rankings with a perfect 29-0 record.

She also broke the Incarnate Word Academy single-game scoring record with

40 points on 19-of-21 shooting in a win over Ladue on Feb. 3, 2021. The previous record was held by two-time UConn first-team All-American Napheesa Collier. Potts finished her career with four 30-point games and 36 career double-doubles.

Potts opened her high school career with averages of 10.1 points and 8.3 rebounds as a freshman in 2019-20.

Potts, who played AAU basketball for Phee Elite, was ranked as the No. 1 recruit in the state of Missouri by Prep Girls Hoops.

PERSONAL

The daughter of Eric and Sharon Potts, Natalie was born Nov. 7, 2004, in St. Louis, Mo. She has an older brother, Kyle, and a sister, Sarah. Natalie is majoring in business administration at Nebraska. She selected Nebraska over Gonzaga.

"I chose Nebraska because I loved the community and the family feel. Everything about the campus and the town was what I wanted," Potts said. "The coaching staff and the team are just super sweet and welcoming and just a good group of people to be around."





1 Shelley	0	0	0	0	14 Warnock	0	0	0	0
4 Holby	0	0	0	0	20 Martin	0	0	0	0
34 Bourne	0	0	0	0	22 Clark	0	0	0	0
40 Markowski	0	0	0	0	24 Marshall	0	0	0	0
42 Krull	0	0	0	0	25 Cshano	0	0	0	0

NEBRASKA (14-12) 1st 10:00 7 IOWA (21-9)

0 0 0.0% 0 0 0.0%

3-POINT FG FGM FGM % 3-POINT FG FGM FGM %

SEASON REVIEW

BIG RED MAKE ANOTHER POSTSEASON RUN



Jaz Shelley (#1), Sam Haiby (#4) and Isabelle Bourne (#34) celebrated Senior Day at Nebraska with an 80-64 victory over Northwestern in front of 6,232 fans at Pinnacle Bank Arena (Feb. 26). It was one of five home crowds of more than 6,000 for the Huskers in 2022-23.

Four Huskers earned All-Big Ten recognition for the second consecutive season to lead Nebraska to a third consecutive postseason berth in 2023.

Jaz Shelley led the way for Nebraska, claiming first-team All-Big Ten honors, while Alexis Markowski contributed second-team accolades.

Isabelle Bourne and Sam Haiby both concluded their careers as three-time All-Big Ten honorees, while leading the Huskers to the Postseason WNIT Super 16.

While the Big Red had high hopes for a return trip to the NCAA Tournament, the 2022-23 season was impacted by injuries to multiple starters throughout the preseason, regular season and postseason.

Although Nebraska's 2022-23 campaign had its ups and downs, Husker fans supported the Big Red in a big way from start to finish.

Nebraska finished No. 13 nationally in average home attendance with 5,761 fans per game - an increase of nearly 1,300 fans per contest from 2021-22, when the Huskers also ranked among the top 15 in the country.

Nebraska's preseason preparation in the summer of 2022 was affected by the recovery of Sam Haiby from offseason shoulder surgery.

Haiby's surgery and recovery went well and she returned to full strength as the Huskers returned to class and workouts for the fall semester. However, in early September, Haiby suffered a knee injury that was originally thought to be season ending.

Haiby, who finished her career as the only player in Nebraska history to produce 1,000 points (1,618), 500 rebounds (642) and 400 assists (477), had surgery in October but her injury was not as severe as originally expected and the door opened for her return. However, the regular season was quickly approaching.

She ended up missing 11 of Nebraska's first 12 games to begin the year.

In Haiby's place, senior Trinity Brady earned a starting assignment. Brady, who had been slowed by injury for much of the first three years of her Husker career, started Nebraska's first seven games. She helped the Big Red to a 5-2 record that included a 73-65 overtime win over eventual NCAA qualifier Mississippi State in Puerto Rico on Nov. 26.

Brady made her eighth start against No. 9 and eventual ACC Champion and NCAA No. 1 seed Virginia Tech on Dec. 1. Midway through the first half, Brady was struck by a thrown elbow while defending a Hokie near the free throw line. The hit caused a concussion and the end of Brady's Husker career.

Nebraska dropped to 5-3 on the year and was down two starting guards in Haiby and Brady, heading to No. 20 Maryland - a place the Huskers had never won - to open Big Ten Conference regular-season play.

Maddie Krull, a first-year transfer from Omaha, Neb., who helped South Dakota to a pair of NCAA Tournament bids in 2021 and 2022, made her first Nebraska start against the Terps.

Shelley, Bourne, Markowski and Allison Weidner all provided huge performances to lead Nebraska to victory.

Shelley went off for 22 of her game-high 29 points in an 11-minute span from the final minute of the first half through the end of the third quarter to turn an 11-point deficit into a 60-56 lead heading to the final period.

Bourne added 18 points, six rebounds and four assists. She hit a career-best four threes, including a pair in the decisive fourth quarter when Nebraska overwhelmed the Terps, 30-11.

Weidner added 13 points and 15 rebounds in the game for her first career double-double.

She scored all of her points in the second half, while pulling down eight second-half boards. She also had five assists in the game.

Markowski pitched in 14 points and six rebounds, including seven points early in the fourth quarter to help push Nebraska's lead to double digits.

Nebraska's win over the Terps, which at the time was its largest margin of victory in school history against a top 25 team on the road, sparked a five-game winning streak that moved the Huskers to 10-3 on the season.

The winning streak included an 82-54 pounding of Wisconsin (Dec. 7) to help the Huskers move to 2-0 in the Big Ten, as Shelley went off for 31 points on 7-of-12 three-point shooting against the Badgers.

The Huskers added a 25-point win over Samford (Dec. 10) and a 27-point win over eventual Mountain West runner-up Wyoming (Dec. 18). Markowski was outstanding in both wins, including a 22-point, 10-rebound effort in the victory over the Cowgirls, after going for 16 points and 15 boards against the Bulldogs.

Weidner added 13 points and seven boards against Wyoming, while Haiby returned to the court for eight minutes.

The Huskers also got their first look at true freshman Maggie Mendelson, who joined the active roster at the conclusion of Nebraska's volleyball season. The 6-5 center from Ogden, Utah, had nine points, three rebounds and three blocks in just 10 minutes in her debut.

With Nebraska seemingly ready to start firing on all cylinders for the first time, the Huskers welcomed unbeaten and No. 20 Kansas to Pinnacle Bank Arena.

Shelley led Nebraska with 24 points, six rebounds and six assists, while Markowski added a double-double with 18 points and 10 rebounds to fuel an 85-79 triple-overtime

FOUR HUSKERS EARN ALL-BIG TEN HONORS

victory over the Jayhawks. Haiby came up huge down the stretch with 12 points, five rebounds, three assists and two steals in her most significant playing time (26 minutes) to that point in the season.

Haiby's minutes came in the fourth quarter and overtime, as Weidner went down with a season-ending knee injury early in the fourth while trying to block a Chandler Prater fastbreak layup.

While Nebraska's win was its second in 17 days over an AP Top 20 team, it dealt the Husker backcourt a significant blow.

Weidner averaged 10.2 points, 6.2 rebounds and 2.4 assists through 13 games as a starter. She was also shooting a team-best 54.1 percent from the field, including 36.4 percent from three-point range and had been to the free throw line more than any other Husker.

Although Haiby had returned, she was far from 100 percent and with the full Big Ten schedule looming, Nebraska ventured into league play at less than full strength.

A week later, No. 14 Michigan knocked off the Huskers 76-59 to close Nebraska's five-game home stand.

On New Year's Day, the Big Red fought hard, forcing No. 4 Indiana to overtime in Bloomington before falling 74-62.

Nebraska then dropped its third straight with a 57-45 loss at Rutgers (Jan. 7), as the Huskers struggled to their worst offensive performance of the season.

The Huskers responded with an 80-51 pounding of Penn State at Pinnacle Bank Arena (Jan. 11). Freshman Callin Hake poured in a career-high 16 points on 4-of-6 three-point shooting off the bench to spark the Huskers. Hake led five Huskers in double figures that included 14 points from Krull and a double-double with 11 points and 15 rebounds from Markowski.

Shelley added a double-double of her own with 10 points, 10 assists and eight rebounds, while Bourne pitched in 10 points to pull the Huskers back to .500 (3-3) in the Big Ten.

The Big Red came up short in a 76-67 loss to No. 3 Ohio State (Jan. 14), before moving back to .500 in the conference with an impressive 71-64 win at Purdue (Jan. 18). Markowski led the Huskers with 19 points and 10 rebounds, while Krull added 15 points off the bench despite battling an illness. Haiby also contributed 14 big points against the Boilermakers.

The Huskers dropped back-to-back games against No. 11 Maryland and at No. 10 Iowa (80-76), before posting back-to-back wins over Michigan State and Northwestern to move to 6-6 in the league.

But a string of four straight losses, including a five-point road setback at No. 12 Michigan, a three-point road loss at Minnesota and a loss to No. 7 Iowa in front of a Nebraska record crowd of 14,289 at Pinnacle Bank Arena in Lincoln locked in a losing conference record for the Big Ten on the season.

Despite the setbacks, Nebraska's daunting strength of schedule still had them in a hunt for an NCAA Tournament berth.

The Huskers closed Big Ten play with a massive 90-57 win at No. 25 Illinois. Shelley led five Huskers in double figures by scoring 26 points to go with five rebounds and six assists

while burying 6-of-11 three-pointers.

Bourne added a double-double with 16 points and 13 rebounds, while Haiby (12), Krull (11) and Markowski (11) all finished in double figures. The 33-point margin of victory over the NCAA Tournament-bound Illini was the largest in Husker history against an AP Top 25 team on the road.

Nebraska capped the regular season with an 80-64 victory over Northwestern on Senior Day for Bourne and Haiby at Pinnacle Bank Arena. Shelley joined her roommates in being honored on Senior Day and put up a big double-double with 19 points, a season-high 13 rebounds and six assists. Haiby (13) and Bourne (11) both contributed double-digit points, while Markowski came off the bench for the only time all season and produced a double-double with 16 points and 14 boards in just 25 minutes.

The Huskers headed to the Big Ten Tournament in Minneapolis with momentum in need of a win over Michigan State to keep their NCAA Tournament hopes alive.

In a hard-fought game from start to finish, Nebraska came up just short in a 67-64 setback to the Spartans. Shelley led the Huskers with a game-high 24 points on 5-of-10 three-point shooting, and Markowski contributed her 15th double-double of the year with 12 points, 13 rebounds and a career-high-tying four assists.

The loss ended Nebraska's NCAA Tournament hopes, but the Huskers earned a bid to host the first round of the Postseason

WNIT against perennial Missouri Valley Conference power Missouri State. Haiby made the most of the opportunity to play another game at Pinnacle Bank Arena by erupting for a season-high 25 points on 7-of-11 shooting from the field and an 11-for-13 effort at the free throw line.

Bourne added a big double-double with 16 points and 12 rebounds, while Shelley contributed 11 points and six assists in Nebraska's 74-65 victory over the Lady Bears in front of more than 4,000 fans.

The win over Missouri State marked Nebraska's first postseason home win at PBA, and it didn't take the Big Red long to add another W to the win column. Playing in front of a raucous crowd of 6,478 at Pinnacle Bank Arena in the WNIT second round, Nebraska ousted another Missouri Valley Conference power with a 77-57 pounding of Northern Iowa on March 19.

Bourne came up big again with 17 points and 11 rebounds, while Shelley provided a strong all-around game with 16 points, eight rebounds, seven assists and three steals.

Markowski contributed double digits with 11 points in just 19 minutes, while Krull put four Huskers in double figures with 10 points.

As a team, Nebraska knocked down 10 three-pointers to help overcome the loss of Haiby to a lower leg injury in the first half.

After averaging more than 5,200 fans for its first two rounds at home in the WNIT, the Huskers were hopeful of getting a third straight game at Pinnacle Bank Arena for a rematch with Kansas.

However, since the Jayhawks were the higher seed in the tournament, they were awarded the Super 16 showdown at Allen Fieldhouse on March 23.

In another hard-fought battle, Kansas came out on top with 64-55 win. The Huskers were limited by the loss of Haiby, but Kendall Moriarty put up double figures with 10 points and a pair of three-pointers in her first collegiate start.

Bourne capped her college career with a 17-point performance that included six rebounds and a trio of steals, while Shelley closed her season with 12 points, nine assists, five rebounds and three steals. The Huskers hit just 6-of-26 threes against the Jayhawks and converted just 3-of-9 free throws.

KU hit just 4-of-24 threes and made just 6-of-9 free throws, but 16 points and 12 rebounds from Taiyanna Jackson and 14 points and 16 boards from Chandler Prater proved to be enough for the beaks in blue. Kansas went on to win the WNIT Championship.

Following the season, Bourne chose to forego a potential fifth season at Nebraska and signed a professional contract in Australia's WNBL. However, Shelley elected to return to Nebraska for her third season as a Husker and fifth year overall in college basketball.

While the Huskers will miss Bourne, Haiby and Brady, Nebraska returns a strong nucleus for 2023-24 with Shelley, Markowski, Weidner, Krull, Moriarty, Annika Stewart, Kendall Coley, Callin Hake and Maggie Mendelson. The Big Red also welcome transfer Darian White (Montana State) along with freshmen Logan Nissley, Jessica Petrie and Natalie Potts.



Sam Haiby battled multiple injuries before capping her fifth season at Nebraska with a 25-point effort in a win over Missouri State. Haiby was a three-time All-Big Ten honoree for the Huskers.

2022-23 OVERALL SEASON STATISTICS

OVERALL RECORD: 18-15

HOME: 12-5

AWAY: 4-9

NEUTRAL: 2-1

Player	G-GS	Min-Avg.	FG-FGA	Pct.	3P-3PA	Pct.	FT-FTA	Pct.	Rebounds		PF-D	A	TO	BK	ST	TP/Avg.
									Off-Def	Tot/Avg.						
1-Jaz Shelley	33-33	1,188-36.0	154-396	.389	79-219	.361	91-111	.820	37-123	160/4.8	49-1	206	115	22	57	478/14.5
34-Isabelle Bourne	30-30	900-30.0	154-312	.494	32-102	.314	38-62	.613	56-145	201/6.7	72-2	36	53	13	24	378/12.6
40-Alexis Markowski	33-32	900-27.3	145-335	.433	26-79	.329	77-126	.611	108-214	322/9.8	92-2	35	71	31	29	393/11.9
4-Sam Haiby	22-19	583-26.5	76-203	.374	9-36	.250	76-100	.760	29-81	110/5.0	37-0	63	55	3	34	237/10.8
3-Allison Weidner	13-13	325-25.0	46-85	.541	8-22	.364	32-43	.744	23-57	80/6.2	28-0	31	29	5	14	132/10.2
42-Maddie Krull	33-24	920-27.9	70-175	.400	29-90	.322	33-41	.805	9-57	66/2.0	59-0	59	47	3	28	202/6.1
21-Annika Stewart	33-4	415-12.6	65-152	.428	21-74	.284	23-30	.767	31-64	95/2.9	50-1	11	27	7	10	174/5.3
14-Callin Hake	31-1	397-12.8	45-136	.331	33-98	.337	11-14	.786	13-26	39/1.3	30-0	18	24	0	6	134/4.3
15-Kendall Moriarty	33-1	527-16.0	40-106	.377	19-61	.311	12-17	.706	12-42	54/1.6	54-0	27	34	5	22	111/3.4
2-Trinity Brady	8-8	131-16.4	6-31	.194	6-18	.333	3-8	.375	0-15	15/1.9	6-0	11	4	2	6	21/2.6
44-Maggie Mendelson	22-0	161-7.3	16-42	.381	0-3	.000	11-22	.500	9-39	48/2.2	30-1	4	18	14	8	43/2.0
32-Kendall Coley	31-0	280-9.0	19-54	.352	9-28	.321	1-1	1.000	10-25	35/1.1	42-0	22	12	11	6	48/1.5
Team									60-52	112/3.4			13			
Total	33	6,725	836-2,027	.412	271-830	.327	408-575	.710	397-940	1,337/40.5	549-7	523	502	116	244	2,351/71.2
Opponents	33	6,725	781-1,979	.395	203-650	.312	389-554	.702	328-861	1,189/36.0	560-11	423	497	99	258	2,154/65.3

Score by Periods	1	2	3	4	OT	OT	OT	Total	Deadball Rebounds
Nebraska	503	531	650	626	18	8	15	2,351	98
Opponents	500	497	568	550	22	8	9	2,154	80



Jaz Shelley captured first-team All-Big Ten honors by leading the Huskers with 14.5 points, 6.2 assists and 1.7 steals in 2022-23. A member of the Naismith Trophy and Ann Meyers Drysdale Award watch lists, Shelley ranked among national leaders in assists and three-point shooting.

2022-23 GAME RESULTS

OVERALL RECORD: 18-15 BIG TEN: 8-10 HOME: 12-5 AWAY: 4-9 NEUTRAL: 2-1

Date	Opponent	W/L	Score	Home	Away	Neutral	Total	Big Ten	Att.	High Points	High Rebounds	High Assists
11/7	Omaha	W	100-36	1-0	0-0	0-0	1-0	0-0	6,233	(21) Bourne	(9) Bourne (9) Weidner	(10) Shelley
11/11	Houston Christian	W	79-48	2-0	0-0	0-0	2-0	0-0	4,264	(20) Weidner	(7) Weidner	(8) Shelley
11/15	at #20 Creighton	L	51-77	2-0	0-1	0-0	2-1	0-0	2,306	(14) Shelley	(11) Markowski	(4) Shelley
11/19	at Drake	L	62-80	2-0	0-2	0-0	2-2	0-0	2,487	(21) Markowski	(11) Bourne	(6) Shelley
11/22	Tarleton	W	71-53	3-0	0-2	0-0	3-2	0-0	4,331	(24) Markowski	(18) Markowski	(12) Shelley
11/25	vs. TAMUCC^	W	73-44	3-0	0-2	1-0	4-2	0-0	100	(23) Stewart	(10) Markowski	(5) Shelley (5) Krull
11/26	vs. Mississippi St.^	W	73-65 OT	3-0	0-2	2-0	5-2	0-0	100	(32) Shelley	(15) Markowski	(8) Shelley
12/1	at #9 Virginia Tech%	L	54-85	3-0	0-3	2-0	5-3	0-0	2,651	(15) Bourne	(12) Bourne	(6) Shelley
12/4	at #20 Maryland*	W	90-67	3-0	1-3	2-0	6-3	1-0	4,321	(29) Shelley	(15) Weidner	(5) Shelley (5) Weidner (5) Krull
12/7	Wisconsin*	W	82-54	4-0	1-3	2-0	7-3	2-0	4,553	(31) Shelley	(12) Markowski	(7) Weidner
12/10	Samford	W	71-46	5-0	1-3	2-0	8-3	2-0	4,645	(16) Markowski	(15) Markowski	(6) Shelley
12/18	Wyoming	W	66-39	6-0	1-3	2-0	9-3	2-0	4,972	(22) Markowski	(10) Markowski	(5) Shelley
12/21	#20 Kansas	W	85-79 3OT	7-0	1-3	2-0	10-3	2-0	4,637	(24) Shelley	(10) Markowski	(6) Shelley
12/28	#14 Michigan*	L	59-76	7-1	1-3	2-0	10-4	2-1	8,150	(21) Shelley	(8) Bourne (8) Markowski	(5) Shelley
1/1	at #4 Indiana*	L	62-74 OT	7-1	1-4	2-0	10-5	2-2	7,152	(15) Bourne	(7) Bourne (7) Shelley	(6) Shelley
1/7	at Rutgers*	L	45-57	7-1	1-5	2-0	10-6	2-3	3,223	(11) Krull	(9) Bourne	(6) Shelley
1/11	Penn State*	W	80-51	8-1	1-5	2-0	11-6	3-3	4,526	(16) Hake	(15) Markowski	(10) Shelley
1/14	#3 Ohio State*	L	67-76	8-2	1-5	2-0	11-7	3-4	5,879	(16) Haiby	(8) Bourne (8) Markowski	(6) Shelley
1/18	at Purdue*	W	71-64	8-2	2-5	2-0	12-7	4-4	2,796	(19) Markowski	(10) Markowski	(3) Haiby (3) Shelley
1/22	#11 Maryland*	L	54-69	8-3	2-5	2-0	12-8	4-5	5,715	(10) Shelley	(12) Haiby	(4) Shelley
1/28	at #10 Iowa*	L	76-80	8-3	2-6	2-0	12-9	4-6	13,843	(16) Haiby	(11) Markowski	(11) Shelley
2/2	Michigan State*	W	71-67	9-3	2-6	2-0	13-9	5-6	4,549	(20) Bourne	(13) Markowski	(6) Shelley
2/6	at Northwestern*	W	78-66	9-3	3-6	2-0	14-9	6-6	1,459	(18) Bourne	(10) Markowski	(7) Shelley
2/9	Illinois*	L	64-72	9-4	3-6	2-0	14-10	6-7	4,369	(15) Haiby	(11) Markowski	(4) Haiby
2/12	at #12 Michigan*	L	75-80	9-4	3-7	2-0	14-11	6-8	4,313	(18) Bourne (18) Markowski	(18) Markowski	(10) Shelley
2/15	at Minnesota*	L	92-95	9-4	3-8	2-0	14-12	6-9	3,268	(37) Shelley	(14) Markowski	(5) Shelley (5) Haiby
2/18	#7 Iowa*	L	60-80	9-5	3-8	2-0	14-13	6-10	14,289	(19) Shelley	(9) Shelley (9) Markowski	(5) Haiby
2/22	at #25 Illinois*	W	90-57	9-5	4-8	2-0	15-13	7-10	3,547	(26) Shelley	(13) Bourne	(6) Shelley
2/26	Northwestern*	W	80-64	10-5	4-8	2-0	16-13	8-10	6,232	(19) Shelley	(14) Markowski	(6) Shelley
3/2	vs. Michigan State#	L	64-67	10-5	4-8	2-1	16-14	8-10	4,908	(24) Shelley	(13) Markowski	(5) Haiby
3/15	Missouri State&	W	74-65	11-5	4-8	2-1	17-14	8-10	4,116	(25) Haiby	(12) Bourne	(6) Shelley
3/19	Northern Iowa&	W	77-57	12-5	4-8	2-1	18-14	8-10	6,478	(17) Bourne	(11) Bourne	(7) Shelley
3/23	at Kansas&	L	55-64	12-5	4-9	2-1	18-15	8-10	3,730	(17) Bourne	(6) Bourne	(9) Shelley

AP Ranking at game time listed before team

^ Puerto Rico Clasico Thanksgiving Tournament (San Juan, P.R.)

% ACC/Big Ten Challenge

* Big Ten Conference game

Big Ten Tournament game (Target Center, Minneapolis, Minn.)

& Postseason WNIT game

Home Attendance (Avg.) -- 97,938 (5,761)

Road Attendance (Avg.) -- 52,300 (4,023)

Neutral Attendance (Avg.) -- 5,108 (1,703)

Total Attendance (Avg.) -- 155,346 (4,707)

2022-23 TEAM HIGHS & LOWS

HUSKER TEAM SEASON HIGHS

Points.....	100	Omaha, 11/7/22
First Quarter Points.....	30	at Northwestern, 2/6/22
Second Quarter Points.....	26	Michigan State, 2/2/23
First Half Points.....	44	Omaha, 11/7/22
Third Quarter Points.....	33	at Minnesota, 2/15/23
Fourth Quarter Points.....	33	Omaha, 11/7/22
Second Half Points.....	61	at Minnesota, 2/15/23
Overtime Points (1st).....	16	vs. Mississippi St., 11/26/22
Overtime Points (2nd).....	8	Kansas, 12/21/22
Overtime Points (3rd).....	15	Kansas, 12/21/22
Field Goals Made.....	43	Omaha, 11/7/22
Field Goals Att.....	76	Ohio State, 1/14/23
Field Goal Pct.....	590 (36-61)	at Illinois, 2/22/23
Three-Pt. FG Made.....	14	Omaha, 11/7/22
Three-Pt. FG Att.....	34	Omaha, 11/7/22
Three-Pt. FG Pct.....	480 (12-25)	at Maryland, 12/4/22
Free Throws Made.....	28	at Minnesota, 2/15/23
Free Throws Att.....	35	at Minnesota, 2/15/23
Free Throw Pct.....	867 (13-15)	at Drake, 11/19/22
Rebounds.....	56	Maryland, 1/22/23
Offensive Rebounds.....	21	Ohio State, 1/14/23
Defensive Rebounds.....	21	Tarleton, 11/22/22
Rebound Margin.....	40	Maryland, 1/22/23
Assists.....	+27 (53-26)	Tarleton, 11/22/22
Steals.....	26	Omaha, 11/7/22
Blocked Shots.....	14	at Kansas, 3/23/23
Turnovers.....	14	Houston Christian, 11/11/22
Fouls.....	8	Kansas, 12/21/22
	26	Michigan State, 2/2/23
	27	Maryland, 1/22/23

OPPONENT TEAM SEASON LOWS

Points.....	36	Omaha, 11/7/22
First Quarter Points.....	7	Northwestern, 2/26/23
Second Quarter Points.....	7	Houston Christian, 11/11/22
First Half Points.....	6	vs. TAMUCC, 11/25/22
Third Quarter Points.....	6	Omaha, 11/7/22
Fourth Quarter Points.....	16	Samford, 12/10/22
Second Half Points.....	9	Missouri State, 3/15/23
Overtime Points (1st).....	9	Northwestern, 2/6/23
Overtime Points (2nd).....	9	Omaha, 11/7/22
Overtime Points (3rd).....	5	Wyoming, 12/18/22
Field Goals Made.....	19	Wyoming, 12/18/22
Field Goals Att.....	19	Omaha, 11/7/22
Field Goal Pct.....	2	Kansas, 12/21/22
Three-Pt. FG Made.....	8	Kansas, 12/21/22
Three-Pt. FG Att.....	9	Kansas, 12/21/22
Three-Pt. FG Pct.....	11	Omaha, 11/7/22
Free Throws Made.....	44	vs. TAMUCC, 11/25/22
Free Throws Att.....	212 (11-52)	Omaha, 11/7/22
Free Throw Pct.....	2	Samford, 12/10/22
Rebounds.....	13	vs. Mississippi St., 11/26/22
Offensive Rebounds.....	133 (2-15)	Samford, 12/10/22
Defensive Rebounds.....	2	Wyoming, 12/18/22
Rebound Margin.....	4	Wyoming, 12/18/22
Assists.....	500 (2-4)	Wyoming, 12/18/22
Steals.....	500 (6-12)	Houston Christian, 11/11/22
Blocked Shots.....	20	vs. TAMUCC, 11/25/22
Turnovers.....	3	vs. TAMUCC, 11/25/22
Fouls.....	15	at Illinois, 2/22/23
	-27 (26-53)	Tarleton, 11/22/22
	6	Omaha, 11/7/22
	2	at Virginia Tech, 12/1/22
	2	Houston Christian, 11/11/22
	0	at Michigan, 2/12/23
	0	Wisconsin, 12/7/22
	0	vs. TAMUCC, 11/25/22
	6	at Illinois, 2/22/23
	7	Omaha, 11/7/22

HUSKER TEAM SEASON LOWS

Points.....	45	at Rutgers, 1/7/23
First Quarter Points.....	5	at Rutgers, 1/7/23
Second Quarter Points.....	5	Michigan, 12/28/22
First Half Points.....	7	at Northwestern, 2/6/23
Third Quarter Points.....	14	Maryland, 1/22/23
Fourth Quarter Points.....	11	at Rutgers, 1/7/23
Second Half Points.....	7	at Creighton, 11/15/22
Overtime Points (1st).....	23	at Creighton, 11/15/22
Overtime Points (2nd).....	0	at Indiana, 1/1/23
Overtime Points (3rd).....	8	Kansas, 12/21/22
Field Goals Made.....	15	Kansas, 12/21/22
Field Goals Att.....	17	Illinois, 2/9/23
Field Goal Pct.....	17	at Rutgers, 1/7/23
Three-Pt. FG Made.....	48	Wyoming, 12/18/22
Three-Pt. FG Att.....	283 (17-60)	at Rutgers, 1/7/23
Three-Pt. FG Pct.....	2	at Rutgers, 1/7/23
Free Throws Made.....	15	Wyoming, 12/18/22
Free Throws Att.....	080 (2-25)	at Rutgers, 1/7/23
Free Throw Pct.....	0	Omaha, 11/7/22
Rebounds.....	0	Omaha, 11/7/22
Offensive Rebounds.....	000 (0-0)	Omaha, 11/7/22
Defensive Rebounds.....	29	at Kansas, 3/23/23
Rebound Margin.....	6	at Iowa, 1/28/23
Assists.....	6	Wyoming, 12/18/22
Steals.....	18	Ohio State, 1/14/23
Blocked Shots.....	-22 (46-68)	Kansas, 12/21/22
Turnovers.....	10	Illinois, 2/9/23
Fouls.....	2	at Minnesota, 2/15/23
	2	Maryland, 1/22/23
	2	at Virginia Tech, 12/1/22
	0	at Michigan, 2/12/23
	0	at Drake, 11/15/22
	7	Northern Iowa, 3/19/23
	7	Omaha, 11/7/22
	7	Tarleton, 11/22/22

OPPONENT TEAM SEASON HIGHS

Points.....	95	at Minnesota, 2/15/23
First Quarter Points.....	25	Ohio State, 1/14/23
Second Quarter Points.....	26	at Iowa, 1/28/23
First Half Points.....	45	at Creighton, 11/15/22
Third Quarter Points.....	29	at Minnesota, 2/15/23
Fourth Quarter Points.....	32	at Northwestern, 2/6/23
Second Half Points.....	57	at Minnesota, 2/15/23
Overtime Points (1st).....	12	at Indiana, 1/1/23
Overtime Points (2nd).....	8	Kansas, 12/21/22
Overtime Points (3rd).....	9	Kansas, 12/21/22
Field Goals Made.....	32	Iowa, 2/18/23
Field Goals Att.....	32	at Minnesota, 2/15/23
Field Goal Pct.....	91	Kansas, 12/21/22
Three-Pt. FG Made.....	554 (31-56)	at Drake, 11/19/22
Three-Pt. FG Att.....	11	at Creighton, 11/15/22
Three-Pt. FG Pct.....	29	Northern Iowa, 3/19/23
Free Throws Made.....	533 (8-15)	Ohio State, 1/14/23
Free Throws Att.....	25	Maryland, 1/22/23
Free Throw Pct.....	37	Maryland, 1/22/23
Rebounds.....	909 (10-11)	Illinois, 2/9/23
Offensive Rebounds.....	68	Kansas, 12/21/22
Defensive Rebounds.....	25	Kansas, 12/21/22
Rebound Margin.....	43	Kansas, 12/21/22
Assists.....	+22 (68-46)	Kansas, 12/21/22
Steals.....	23	Iowa, 2/18/23
Blocked Shots.....	18	Michigan State, 2/2/23
Turnovers.....	8	at Northwestern, 2/6/23
Fouls.....	22	Kansas, 12/21/22
	22	Houston Christian, 11/11/22
	31	at Minnesota, 2/15/23

2022-23 GAME-BY-GAME LINESCORES

Game	FG	FGA	PCT	3FGM	3FGA	PCT	FTM	FTA	PCT	OR	DR	TOT	PF	A	TO	BS	ST	TP
22/22 Nebraska	43	76	.566	14	34	.412	0	0	.000	13	36	49	18	26	7	6	11	100
Omaha	11	52	.212	3	17	.176	11	19	.579	9	20	29	7	6	19	2	5	36
22/22 Nebraska	29	63	.460	10	27	.370	11	14	.786	9	28	37	15	21	10	1	14	79
Houston Christian	17	53	.321	8	21	.381	6	12	.500	11	26	37	12	11	22	2	2	48
22/22 Nebraska	18	58	.310	5	18	.278	10	15	.667	12	29	41	19	12	18	4	5	51
at 20/20 Creighton	30	67	.448	11	24	.458	6	10	.600	10	29	39	12	19	9	3	6	77
22/22 Nebraska	22	71	.310	5	24	.208	13	15	.867	14	22	36	19	12	14	0	9	62
at Drake	31	56	.554	9	21	.429	9	15	.600	5	37	42	15	19	20	7	5	80
Nebraska	30	66	.455	4	23	.174	7	10	.700	21	32	53	7	22	21	7	8	71
Tarleton	21	61	.344	7	18	.389	4	6	.667	10	16	26	16	9	16	1	7	53
Nebraska	26	59	.441	11	28	.393	10	14	.714	12	30	42	23	17	11	1	4	73
vs. Texas A&M-Corpus Christi	12	44	.273	3	15	.200	17	24	.708	3	17	20	17	8	11	0	4	44
Nebraska	26	56	.464	12	30	.400	9	21	.429	8	32	40	16	17	22	1	6	73
vs. Mississippi State	26	72	.361	3	13	.231	10	17	.588	8	25	33	20	10	10	6	14	65
Nebraska	20	59	.339	6	20	.300	8	10	.800	9	24	33	19	13	12	3	2	54
at 9/9 Virginia Tech	30	59	.508	10	24	.417	15	21	.714	7	29	36	13	17	7	2	2	85
Nebraska	30	60	.500	12	25	.480	18	22	.818	9	26	35	16	21	17	3	4	90
at 20/20 Maryland	24	60	.400	4	16	.250	15	18	.833	12	22	34	21	11	17	1	6	67
Nebraska	30	60	.500	13	28	.464	9	11	.818	9	27	36	14	20	14	3	6	82
Wisconsin	20	56	.357	8	24	.333	6	10	.600	12	22	34	13	9	21	0	10	54
Nebraska	26	65	.400	11	29	.379	8	11	.727	15	27	42	17	15	11	7	9	71
Samford	17	54	.315	2	15	.133	10	16	.625	12	25	37	14	12	19	3	9	46
Nebraska	24	48	.500	5	15	.333	13	17	.765	6	31	37	13	13	20	7	8	66
Wyoming	16	52	.308	5	21	.238	2	4	.500	6	19	25	20	7	21	2	6	39
Nebraska	28	73	.384	10	28	.357	19	29	.655	9	37	46	17	20	18	8	9	85
20/20 Kansas	30	91	.330	5	17	.294	14	19	.737	25	43	68	24	13	22	6	11	79
Nebraska	20	60	.333	6	26	.231	13	20	.650	16	19	35	19	13	14	4	5	59
14/19 Michigan	27	52	.519	8	18	.444	14	20	.700	9	28	37	14	15	14	1	8	76
Nebraska	24	60	.400	9	22	.409	5	9	.556	7	31	38	21	12	21	2	7	62
at 4/3 Indiana	23	59	.390	4	16	.250	24	30	.800	7	31	38	10	13	13	7	12	74
Nebraska	17	60	.283	2	25	.080	9	16	.563	12	23	35	16	13	13	5	10	45
at Rutgers	21	57	.368	6	18	.333	9	11	.818	12	34	46	15	11	21	4	6	57
Nebraska	30	67	.448	13	28	.464	7	8	.875	18	33	51	11	24	22	6	11	80
Penn State	18	63	.286	5	21	.238	10	16	.625	15	19	34	15	9	19	4	15	51
Nebraska	28	76	.368	5	27	.185	6	11	.545	21	18	39	13	18	12	2	11	67
3/3 Ohio State	29	56	.518	8	15	.533	10	12	.833	10	30	40	17	18	18	6	6	76
Nebraska	24	60	.400	6	22	.273	17	21	.810	13	18	31	13	11	11	3	5	71
at Purdue	20	50	.400	9	23	.391	15	18	.833	11	22	33	18	13	17	2	6	64
Nebraska	19	62	.306	5	27	.185	11	20	.550	16	40	56	27	11	22	3	2	54
11/11 Maryland	20	66	.303	4	18	.222	25	37	.676	14	33	47	22	10	10	5	11	69
Nebraska	29	64	.453	9	30	.300	9	11	.818	6	26	32	20	20	12	2	8	76
at 10/8 Iowa	27	64	.422	8	22	.364	18	22	.818	13	30	43	12	18	15	2	7	80
Nebraska	23	54	.426	8	24	.333	17	26	.654	17	28	45	19	16	26	5	12	71
Michigan State	24	57	.421	4	19	.625	15	24	.625	10	19	29	25	12	19	1	18	67
Nebraska	21	51	.412	10	21	.476	26	34	.765	13	36	49	22	15	24	7	5	78
at Northwestern	21	66	.318	6	20	.300	18	26	.692	12	22	34	25	17	11	8	14	66
Nebraska	17	52	.327	5	21	.238	25	34	.735	9	32	41	17	10	14	3	7	64
Illinois	29	66	.439	4	17	.235	10	11	.909	6	31	37	23	9	9	3	6	72
Nebraska	27	58	.466	11	25	.440	10	15	.667	9	28	37	25	18	18	0	3	75
at 12/13 Michigan	29	56	.518	5	15	.333	17	28	.607	4	24	28	18	15	10	0	7	80
Nebraska	27	68	.397	10	24	.417	28	35	.800	15	28	43	21	16	10	1	2	92
at Minnesota	32	63	.508	8	16	.500	23	31	.742	9	31	40	31	21	9	3	5	95
Nebraska	22	64	.344	7	33	.212	9	15	.600	15	23	38	8	13	16	4	9	60
7/7 Iowa	32	59	.542	10	20	.500	6	7	.857	5	28	33	8	23	15	1	8	80
Nebraska	36	61	.590	10	24	.417	8	10	.800	8	36	44	11	16	9	2	3	90
at 25/RV Illinois	23	67	.343	6	26	.231	5	7	.714	9	15	24	12	12	6	2	3	57
Nebraska	26	57	.456	6	21	.286	22	27	.815	12	37	49	17	12	19	1	10	80
Northwestern	26	65	.400	4	21	.190	8	11	.727	5	21	26	22	9	15	3	12	64
Nebraska	19	58	.328	10	28	.357	16	22	.727	14	24	38	15	12	18	1	6	64
vs. Michigan State	25	51	.490	6	22	.273	11	16	.688	5	28	33	20	12	20	5	11	67
Nebraska	25	54	.463	5	19	.263	19	26	.731	8	28	36	15	11	10	6	8	74
Missouri State	21	69	.304	7	24	.292	16	20	.800	23	24	47	16	11	14	1	4	65
Nebraska	27	66	.409	10	28	.357	13	17	.765	13	31	44	11	18	7	4	11	77
Northern Iowa	22	57	.386	9	29	.310	4	7	.571	5	29	34	18	10	13	2	6	57
Nebraska	23	61	.377	6	26	.231	3	9	.333	9	20	29	15	15	9	4	14	55
at Kansas	27	59	.458	4	24	.167	6	9	.667	14	32	46	15	14	15	4	6	64

2023 BIG TEN SEASON REVIEW

BIG TEN CONFERENCE STANDINGS

Team	Big Ten	Pct.	Big Ten Tournament	Overall	Pct.
&Indiana%#	16-2	.889	1-1, Semifinals	28-4	.875
\$Iowa#	15-3	.833	3-0, Champion	31-7	.816
\$Maryland#	15-3	.833	1-1, Semifinals	28-7	.800
\$Ohio State#	12-6	.667	2-1, Runner-up	28-8	.778
&Michigan#	11-7	.611	1-1, Quarterfinals	23-10	.697
&Illinois#	11-7	.611	1-1, Quarterfinals	22-10	.688
&Purdue#	9-8	.529	1-1, Quarterfinals	19-11	.633
&Nebraska!	8-10	.444	0-1, Second Round	18-15	.545
&Michigan State	7-10	.412	1-1, Quarterfinals	16-14	.533
&Wisconsin	6-12	.333	0-1, Second Round	11-20	.355
Rutgers	5-13	.278	1-1, Second Round	12-20	.375
Minnesota	4-14	.222	0-1, First Round	11-19	.367
Penn State	4-14	.222	1-1, Second Round	14-17	.452
&Northwestern	2-16	.111	0-1, First Round	9-21	.300

\$-Top four seeds in Big Ten Tournament earned first- and second-round byes

&-5-10 seeds earned first-round byes; %-Big Ten regular-season champion

NCAA Tournament Team (#). WNIT Postseason Tournament Team (!).



Alexis Markowski earned second-team All-Big Ten honors for the second straight year after leading the Big Ten with 322 total rebounds (9.8 rpg). She finished second in the conference with 15 double-doubles. The 6-3 center also tied for seventh in the Big Ten with 31 blocked shots.

2023 BIG TEN TOURNAMENT MINNEAPOLIS, MINNESOTA TARGET CENTER (MARCH 1-5)

First Round, Wednesday, March 1

#13 Penn State 72, #12 Minnesota 67 (BTN)

#11 Rutgers 63, #14 Rutgers 59 (BTN)

Second Round, Thursday, March 2

#9 Michigan State 67, #8 Nebraska 64 (BTN)

#5 Michigan 63, #13 Penn State 61 (BTN)

#7 Purdue 57, #10 Wisconsin 55 (BTN)

#6 Illinois 81, #11 Rutgers 55 (BTN)

Quarterfinals, Friday, March 3

#1 Indiana 94, #9 Michigan State 85 (BTN)

#4 Ohio State 81, #5 Michigan 79 (BTN)

#2 Iowa 69, #7 Purdue 58 (BTN)

#3 Maryland 73, #6 Illinois 58 (BTN)

Semifinals, Saturday, March 4

#4 Ohio State 79, #1 Indiana 75 (BTN)

#2 Iowa 89, #3 Maryland 84 (BTN)

Championship Game, Sunday, March 5

#2 Iowa 105, #4 Ohio State 72 (ESPN)

ALL-BIG TEN TEAMS (COACHES)

Coach of the Year: Teri Moren, Indiana

Player of the Year: Caitlin Clark, Iowa

Defensive Player of the Year: Mackenzie Holmes, Indiana

Freshman of the Year: Cotie McMahon, Ohio State

Sixth Player of the Year: Hannah Stuelke, Iowa

FIRST TEAM

Player, School, Year	Position
Jaz Shelley, Nebraska, Jr.	Guard
Makira Cook, Illinois, Jr.	Guard
Grace Berger, Indiana, Gr.	Guard
Mackenzie Holmes, Indiana, Sr.	Forward
Caitlin Clark, Iowa, Jr.	Guard
Monika Czinano, Iowa, 5th	Forward
Diamond Miller, Maryland, Sr.	Guard
Shyanne Sellers, Maryland, So. (Media)	Guard
Leigha Brown, Michigan, 5th	Guard
Emily Kiser, Michigan, Gr.	Forward
Taylor Mikesell, Ohio State, 5th	Guard
Makenna Marisa, Penn State, Sr. (Media)	Guard

SECOND TEAM

Player, School, Year	Position
Alexis Markowski, Nebraska, So.	Center
Jaz Shelley, Nebraska, Jr. (Media)	Guard
Kendall Bostic, Illinois, Jr.	Forward
Genesis Bryant, Illinois, Jr.	Guard
Chloe Moore-McNeil, Indiana, Jr. (Media)	Guard
Abby Meyers, Maryland, Sr.	Guard
Shyanne Sellers, Maryland, So.	Guard
Emily Kiser, Michigan, Gr. (Media)	Forward
Laila Phelia, Michigan, So.	Guard
Cotie McMahon, Ohio State, Fr.	Forward
Taylor Thierry, Ohio State, So.	Guard/Forward
Makenna Marisa, Penn State, Sr.	Guard
Jeanae Terry, Purdue, Sr.	Guard
Kaylene Smikle, Rutgers, Fr.	Guard

HONORABLE MENTION

Player, School, Year	Position
Isabelle Bourne, Nebraska, Sr.	Forward
Sam Haiby, Nebraska, 5th (Media)	Guard
Adalia McKenzie, Illinois, So. (Media)	Guard
Yarden Garzon, Indiana, Fr.	Guard
Chloe Moore-McNeil, Indiana, Jr.	Guard
Sydney Parrish, Indiana, Jr.	Guard
Sara Scalia, Indiana, Sr. (Media)	Guard



Isabelle Bourne earned honorable-mention All-Big Ten recognition for the third time in 2022-23.

McKenna Warnock, Iowa, Sr. (Media)	Guard/Forward
Matilda Ekh, Michigan State, So.	Guard
DeeDee Hagemann, Michigan State, So.	Guard
Kamaria McDaniel, Michigan State, Gr. (Media)	Guard
Alanna Micheaux, Minnesota, So.	Forward
Sydney Wood, Northwestern, Gr. (Media)	Guard/Forward
Rikki Harris, Ohio State, R.Jr. (Media)	Guard
Rebeka Mikulasikova, Ohio State, Sr. (Media)	Forward
Leilani Kapinus, Penn State, RSo. (Media)	Guard
Abbey Ellis, Purdue, Sr.	Guard
Jeanae Terry, Purdue, Sr. (Media)	Guard
Chyna Cornwell, Rutgers, Jr. (Media)	Forward
Julie Pospisilova, Wisconsin, Sr.	Guard

ALL-FRESHMAN TEAM

Player, School	Position
Yarden Garzon, Indiana	Guard
Mara Braun, Minnesota	Guard
Cotie McMahon, Ohio State	Forward
Kaylene Smikle, Rutgers	Guard
Serah Williams, Wisconsin	Forward

ALL-DEFENSIVE TEAM

Player, School, Year	Position
Mackenzie Holmes, Indiana, Sr.	Forward
Chloe Moore-McNeil, Indiana, Jr.	Guard
Shyanne Sellers, Maryland, So.	Guard
Sydney Wood, Northwestern, Gr.	Guard/Forward
Taylor Thierry, Ohio State, So.	Guard/Forward
Leilani Kapinus, Penn State, RSo.	Guard

SPORTSMANSHIP AWARDS

Player, School, Year	Position
Isabelle Bourne, Nebraska, Sr.	Forward
Kendall Bostic, Illinois, Jr.	Forward
Chloe Moore-McNeil, Indiana, Jr.	Guard
Kate Martin, Iowa, R.Sr.	Guard
Faith Masonius, Maryland, Sr.	Guard/Forward
Emily Kiser, Michigan, Gr.	Forward
Theryn Hallock, Michigan State, Fr.	Guard
Isabelle Gradwell, Minnesota, Sr.	Forward
Laya Hartman, Northwestern, Sr.	Guard
Taylor Thierry, Ohio State, So.	Guard/Forward
Anna Camden, Penn State, Sr.	Forward
Cassidy Hardin, Purdue, 5th	Guard
Chyna Cornwell, Rutgers, Jr.	Forward
Julie Pospisilova, Wisconsin, Sr.	Guard

2022-23 BIG TEN-ONLY STATISTICS

BIG TEN RECORD: 8-10

HOME: 4-5

AWAY: 4-5

NEUTRAL: 0-0

Player	G-GS	Min-Avg.	FG-FGA	Pct.	3P-3PA	Pct.	FT-FTA	Pct.	Off-Def	Rebounds		PF-D	A	TO	BK	ST	TP/Avg.
										Off-Def	Tot/Avg.						
1-Jaz Shelley	18-18	669-37.2	84-217	.387	46-127	.362	59-67	.881	19-80		99/5.5	31-1	106	65	16	30	273/15.2
3-Allison Weidner	2-2	59-29.7	8-12	.667	2-4	.500	8-10	.800	4-16		20/10.0	6-0	12	6	1	1	26/13.0
34-Isabelle Bourne	17-17	533-31.3	88-172	.512	20-63	.317	24-40	.600	30-74		104/6.1	36-1	24	31	9	14	220/12.9
40-Alexis Markowski	18-17	478-26.6	71-167	.425	11-34	.324	51-82	.622	66-119		185/10.3	52-1	14	40	9	11	204/11.3
4-Sam Haiby	16-16	464-29.0	59-164	.360	7-30	.233	52-67	.776	23-62		85/5.3	31-0	48	48	3	25	177/11.1
42-Maddie Krull	18-17	517-28.7	46-105	.438	18-53	.340	25-28	.893	9-36		45/2.5	39-0	34	30	1	17	135/7.5
14-Callin Hake	18-1	249-13.8	31-85	.365	23-63	.365	9-11	.818	4-15		19/1.1	20-0	12	16	0	3	94/5.2
21-Annika Stewart	18-2	202-11.2	29-63	.460	8-30	.267	13-20	.650	15-26		41/2.3	34-1	5	15	5	4	79/4.4
15-Kendall Moriarty	18-0	239-13.3	15-53	.283	8-33	.242	6-10	.600	6-18		24/1.3	23-0	11	15	2	9	44/2.4
44-Maggie Mendelson	16-0	107-6.7	11-32	.344	0-3	.000	1-9	.111	5-22		27/1.7	23-1	4	13	8	5	23/1.4
32-Kendall Coley	16-0	110-6.8	8-24	.333	4-13	.308	1-1	1.000	4-9		13/0.8	15-0	9	5	2	1	21/1.3
Team									40-32		72/4.0			10			
Total	18	3,625	450-1,094	.411	147-453	.325	249-345	.722	225-509		736/40.8	310-5	279	294	56	120	1,296/72.0
Opponents	18	3,625	445-1,082	.411	111-345	.322	248-339	.732	175-462		637/35.4	321-6	245	259	53	160	1,249/69.4

Score by Periods	1	2	3	4	OT	Total	Deadball Rebounds
Nebraska	291	286	357	362	0	1,296	54
Opponents	282	307	337	311	12	1,249	43



Nebraska notched its first-ever win over Maryland to open Big Ten Conference play with a 90-67 upset of the Terrapins at College Park (Dec. 4). Jaz Shelley led the Huskers with 29 points, while Isabelle Bourne contributed 18 points and six rebounds. Alexis Markowski pitched in 14 points and six boards, while Allison Weidner added 13 points and a career-high 15 rebounds for her first career double-double. Nebraska trailed 36-25 late in the first quarter before Shelley hit a pair of threes in the final minute of the half. She scored 22 points in an 11-minute span to turn the 11-point NU deficit into a 60-56 lead heading to the fourth quarter. The Huskers outscored the Terps 30-11 in the final period to snap a 15-game losing streak in the series.

BIG TEN TEAM STATISTICS

SCORING OFFENSE

Team	G	Pts.	Avg.
1. Iowa	38	3,316	87.3
2. Indiana	32	2,589	80.9
3. Ohio State	36	2,882	80.1
4. Maryland	35	2,770	79.1
5. Michigan State	30	2,347	78.2
6. Illinois	32	2,410	75.3
7. Michigan	33	2,426	73.5
8. Minnesota	30	2,142	71.4
9. Nebraska	33	2,351	71.2
10. Penn State	31	2,195	70.8
11. Purdue	30	2,114	70.5
12. Wisconsin	31	2,124	68.5
13. Northwestern	30	1,911	63.7
14. Rutgers	32	2,021	63.2

SCORING DEFENSE

Team	G	Pts.	Avg.
1. Indiana	32	1,986	62.1
2. Michigan	33	2,092	63.4
3. Purdue	30	1,956	65.2
4. Illinois	32	2,087	65.2
5. Nebraska	33	2,154	65.3
6. Michigan State	30	2,014	67.1
7. Ohio State	36	2,464	68.4
8. Maryland	35	2,406	68.7
9. Northwestern	30	2,132	71.1
10. Iowa	38	2,727	71.8
11. Penn State	31	2,235	72.1
12. Wisconsin	31	2,252	72.6
13. Minnesota	30	2,208	73.6
14. Rutgers	32	2,359	73.7

SCORING MARGIN

Team	Off.	Def.	Margin
1. Indiana	80.9	62.1	+18.8
2. Iowa	87.3	71.8	+15.5
3. Ohio State	80.1	68.4	+11.6
4. Michigan State	78.2	67.1	+11.1
5. Maryland	79.1	68.7	+10.4
6. Illinois	75.3	65.2	+10.1
7. Michigan	73.5	63.4	+10.1
8. Nebraska	71.2	65.3	+6.0
9. Purdue	70.5	65.2	+5.3
10. Penn State	70.8	72.1	-1.3
11. Minnesota	71.4	73.6	-2.2
12. Wisconsin	68.5	72.6	-4.1
13. Northwestern	63.7	71.1	-7.4
14. Rutgers	63.2	73.7	-10.6

FIELD GOAL PERCENTAGE

Team	FGM	FGA	Pct.
1. Iowa	1,187	2,325	.511
2. Indiana	951	1,912	.497
3. Michigan	880	1,896	.464
4. Ohio State	1,059	2,296	.461
5. Illinois	920	2,010	.458
6. Purdue	775	1,723	.450
7. Maryland	1,012	2,263	.447
8. Wisconsin	763	1,788	.427
9. Michigan State	838	1,965	.426
10. Penn State	818	1,921	.426
11. Nebraska	836	2,027	.412
12. Minnesota	790	1,939	.407
13. Rutgers	715	1,785	.401
14. Northwestern	694	1,813	.383

FIELD GOAL PERCENTAGE DEFENSE

Team	FGM	FGA	Pct.
1. Indiana	727	1,880	.387
2. Purdue	703	1,791	.393
3. Nebraska	781	1,979	.395
4. Iowa	996	2,481	.401
5. Illinois	756	1,878	.403
6. Michigan	769	1,895	.406



Maddie Krull helped Nebraska rank second in the Big Ten in three-pointers made per game and third in field goal percentage defense in her first season with the Huskers in 2022-23.

7. Northwestern	740	1,810	.409	11. Maryland	258	774	.333
8. Michigan State	688	1,677	.410	12. Michigan	211	628	.336
9. Maryland	891	2,154	.414	13. Wisconsin	222	648	.343
10. Minnesota	825	1,949	.423	14. Rutgers	248	700	.354
11. Ohio State	917	2,143	.428				
12. Wisconsin	793	1,845	.430				
13. Rutgers	871	1,990	.438				
14. Penn State	818	1,846	.443				

3-POINT FG MADE PER GAME

Team	G	3FGM	Avg.
1. Iowa	38	350	9.2
2. Nebraska	33	271	8.2
3. Michigan State	30	241	8.0
4. Wisconsin	31	226	7.3
5. Ohio State	36	258	7.2
6. Illinois	32	229	7.2
7. Indiana	32	229	7.2
8. Purdue	30	213	7.1
9. Maryland	35	239	6.8
10. Penn State	31	192	6.2
11. Michigan	33	195	5.9
12. Minnesota	30	176	5.9
13. Northwestern	30	143	4.8
14. Rutgers	32	137	4.3

FREE THROW PERCENTAGE

Team	FTM	FTA	Pct.
1. Maryland	507	645	.786
2. Michigan	471	606	.777
3. Purdue	351	453	.775
4. Iowa	592	771	.768
5. Indiana	458	599	.765
6. Rutgers	454	594	.764
7. Wisconsin	372	488	.762
8. Illinois	341	451	.756
9. Minnesota	386	526	.734
10. Nebraska	408	575	.710
11. Ohio State	506	718	.705
12. Penn State	367	527	.696
13. Northwestern	380	547	.695
14. Michigan State	430	638	.674

BIG TEN TEAM STATISTICS

REBOUND MARGIN

Team	Team Avg.	Opp. Avg.	Margin
1. Illinois	38.6	33.7	+4.9
2. Michigan	35.8	31.2	+4.6
3. Nebraska	40.5	36.0	+4.5
4. Indiana	36.8	32.6	+4.3
5. Iowa	38.3	34.1	+4.2
6. Minnesota	41.9	37.9	+4.0
7. Michigan State	39.0	36.4	+2.6
8. Purdue	35.4	34.6	+0.8
9. Rutgers	35.9	35.9	0.0
10. Maryland	36.7	38.3	-1.6
11. Wisconsin	33.7	35.5	-1.8
12. Ohio State	35.4	37.6	-2.2
13. Penn State	34.6	37.6	-3.0
14. Northwestern	36.5	39.8	-3.3

TEAM REBOUNTING AVERAGE

Team	G	Reb.	Avg.
1. Minnesota	30	1,258	41.9
2. Nebraska	33	1,337	40.5
3. Michigan State	30	1,170	39.0
4. Illinois	32	1,235	38.6
5. Iowa	38	1,456	38.3
6. Indiana	32	1,178	36.8
7. Maryland	35	1,283	36.7
8. Northwestern	30	1,095	36.5
9. Rutgers	32	1,150	35.9
10. Michigan	33	1,180	35.8
11. Purdue	30	1,061	35.4
12. Ohio State	36	1,273	35.4
13. Penn State	31	1,073	34.6
14. Wisconsin	31	1,044	33.7

OFFENSIVE REBOUNDS

Team	G	OREb.	Avg.
1. Michigan State	30	404	13.5
2. Minnesota	30	397	13.2
3. Illinois	32	394	12.3
4. Nebraska	33	397	12.0
5. Maryland	35	409	11.7
6. Rutgers	32	367	11.5
7. Northwestern	30	341	11.4
8. Penn State	31	350	11.3
9. Ohio State	36	379	10.5
10. Michigan	33	343	10.4
11. Wisconsin	31	310	10.0
12. Purdue	30	267	8.9
13. Indiana	32	281	8.8
14. Iowa	38	324	8.5

DEFENSIVE REBOUNDS

Team	G	DReb.	Avg.
1. Iowa	38	1,132	29.8
2. Minnesota	30	861	28.7
3. Nebraska	33	940	28.5
4. Indiana	32	897	28.0
5. Purdue	30	794	26.5
6. Illinois	32	841	26.3
7. Michigan State	30	766	25.5
8. Michigan	33	837	25.4
9. Northwestern	30	754	25.1
10. Maryland	35	874	25.0
11. Ohio State	36	894	24.8
12. Rutgers	32	783	24.5
13. Wisconsin	31	734	23.7
14. Penn State	31	723	23.3

STEALS

Team	G	Steals	Avg.
1. Ohio State	36	406	11.3
2. Penn State	31	348	11.2
3. Michigan State	30	327	10.9
4. Maryland	35	364	10.4
5. Northwestern	30	282	9.4

6. Wisconsin	31	252	8.1
7. Indiana	32	254	7.9
8. Purdue	30	231	7.7
9. Rutgers	32	241	7.5
10. Iowa	38	285	7.5
11. Nebraska	33	244	7.4
12. Michigan	33	242	7.3
13. Minnesota	30	211	7.0
14. Illinois	32	197	6.2

ASSISTS

Team	G	Assists	Avg.
1. Iowa	38	794	20.9
2. Indiana	32	584	18.3
3. Michigan State	30	523	17.4
4. Ohio State	36	616	17.1
5. Maryland	35	593	16.9
6. Wisconsin	31	499	16.1
7. Nebraska	33	523	15.9
8. Purdue	30	473	15.8
9. Michigan	33	516	15.6
10. Minnesota	30	457	15.2
11. Northwestern	30	456	15.2
12. Penn State	31	467	15.1
13. Illinois	32	449	14.0
14. Rutgers	32	345	10.8

TURNOVER MARGIN

Team	Team Avg.	Opp. Avg.	Margin
1. Ohio State	13.7	20.1	+6.4
2. Maryland	13.4	19.5	+6.1
3. Michigan State	14.4	20.3	+5.8
4. Indiana	12.6	15.7	+3.1
5. Penn State	16.8	19.6	+2.8
6. Michigan	16.1	17.5	+1.3
7. Illinois	12.9	13.9	+1.0
8. Purdue	15.4	15.6	+0.2
9. Iowa	14.3	14.2	-0.1

10. Nebraska	15.2	15.1	-0.2
11. Northwestern	17.5	16.7	-0.8
12. Wisconsin	17.7	15.6	-2.1
13. Minnesota	17.7	14.9	-2.8
14. Rutgers	19.4	14.5	-4.9

ASSIST-TO-TURNOVER RATIO

Team	Assist	TO	Ratio
1. Iowa	794	545	1.46
2. Indiana	584	404	1.45
3. Maryland	593	470	1.26
4. Ohio State	616	494	1.25
5. Michigan State	523	433	1.21
6. Illinois	449	413	1.09
7. Nebraska	523	502	1.04
8. Purdue	473	461	1.03
9. Michigan	516	532	0.97
10. Wisconsin	499	548	0.91
11. Penn State	467	522	0.89
12. Northwestern	456	525	0.87
13. Minnesota	457	532	0.86
14. Rutgers	345	622	0.55

BLOCKED SHOTS

Team	G	Blocks	Avg.
1. Indiana	32	156	4.9
2. Northwestern	30	141	4.7
3. Rutgers	32	136	4.3
4. Wisconsin	31	117	3.8
5. Nebraska	33	116	3.5
6. Maryland	35	122	3.5
7. Michigan State	30	102	3.4
8. Ohio State	36	119	3.3
9. Purdue	30	99	3.3
10. Illinois	32	105	3.3
11. Minnesota	30	93	3.1
12. Penn State	31	82	2.7
13. Michigan	33	86	2.6
14. Iowa	38	97	2.6



Isabelle Bourne helped Nebraska rank second in the Big Ten in team rebounding average and third in rebound margin in 2022-23. Bourne finished 11th individually in the conference with 6.7 rebounds per contest.

BIG TEN CONFERENCE INDIVIDUAL LEADERS

SCORING LEADERS

Player, Team	G	Pts.	Avg.
1. Caitlin Clark, IOWA	38	1,055	27.8
2. Mackenzie Holmes, IND	31	692	22.3
3. Diamond Miller, UMD	34	671	19.7
4. Makira Cook, ILL	30	548	18.3
5. Kaylene Smikle, RUT	32	573	17.9
6. Leigha Brown, MICH	30	525	17.5
7. Makenna Marisa, PSU	31	541	17.5
8. Taylor Mikesell, OSU	36	619	17.2
9. Monika Czinano, IOWA	38	650	17.1
10. Laila Phelia, MICH	26	433	16.7
11. Emily Kiser, MICH	33	524	15.9
12. Mara Braun, MINN	29	453	15.6
13. Genesis Bryant, ILL	31	470	15.2
14. Cotie McMahon, OSU	36	543	15.1
15. Lasha Petree, PUR	30	440	14.7
16. Jaz Shelley, NEB	33	478	14.5
17. Abby Meyers, UMD	35	501	14.3
18. Kamaria McDaniel, MSU	30	427	14.2
19. Julie Pospisilova, WIS	31	438	14.1
20. Shyanne Sellers, UMD	35	486	13.9
21. Alanna Micheaux, MINN	30	415	13.8
22. Adalia McKenzie, ILL	32	436	13.6
23. Taylor Thierry, OSU	36	486	13.5
24. Grace Berger, IND	24	310	12.9
25. Serah Williams, WIS	31	395	12.7

REBOUNDING LEADERS

Player, Team	G	Total	Avg.
1. Kendall Bostic, ILL	32	314	9.8
2. Alexis Markowski, NEB	33	322	9.8
3. Chyna Cornwell, RUT	32	274	8.6
4. Alanna Micheaux, MINN	30	236	7.9
5. Jeanae Terry, PUR	30	227	7.6
6. Mackenzie Holmes, IND	31	227	7.3
7. Caitlin Clark, IOWA	38	270	7.1
8. Mallory Heyer, MINN	30	213	7.1
9. Emily Kiser, MICH	33	234	7.1
10. Leilani Kapinus, PSU	31	208	6.7
11. Isabelle Bourne, NEB	30	201	6.7
12. Monika Czinano, IOWA	38	246	6.5
13. Taylor Thierry, OSU	36	233	6.5
14. Diamond Miller, UMD	34	219	6.4
15. Adalia McKenzie, ILL	32	194	6.1
16. Amaya Battle, MINN	30	178	5.9
17. McKenna Warnock, IOWA	36	212	5.9
18. Brynn Shoup-Hill, ILL	28	156	5.6
19. Avery LaBarbera, WIS	30	165	5.5
20. Cotie McMahon, OSU	36	197	5.5

FIELD GOAL PERCENTAGE

Player, Team	FGM	FGA	Pct.
1. Mackenzie Holmes, IND	281	413	.680
2. Monika Czinano, IOWA	271	402	.674
3. Taylor Thierry, OSU	193	309	.625
4. Emily Kiser, MICH	194	355	.546
5. Serah Williams, WIS	157	289	.543
6. Alanna Micheaux, MINN	174	335	.519
7. Leigha Brown, MICH	179	349	.513
8. Cotie McMahon, OSU	201	394	.510
9. Isabelle Bourne, NEB	154	312	.494
10. Shyanne Sellers, UMD	176	362	.486

FREE THROW PERCENTAGE

Player, Team	FT	FTA	Pct.
1. Abbey Ellis, PUR	77	84	.917
2. Genesis Bryant, ILL	82	92	.891

3. Mara Braun, MINN	84	96	.875
4. Makira Cook, ILL	84	97	.866
5. Chloe Moore-McNeil, IND	88	102	.863
6. Brooke Schramek, WIS	92	108	.852
7. Caitlin Clark, IOWA	239	285	.839
8. Laila Phelia, MICH	92	111	.829
9. Jaz Shelley, NEB	91	111	.820
10. Shyanne Sellers, UMD	109	135	.807

3-POINT FG PERCENTAGE

Player, Team	3FGM	3FGA	Pct.
1. Yarden Garzon, IND	70	153	.458
2. Shay Ciezki, PSU	64	154	.416
3. Taylor Mikesell, OSU	116	280	.414
4. Genesis Bryant, ILL	72	178	.404
5. Caitlin Clark, IOWA	140	360	.389
6. Matilda Ekh, MSU	69	179	.385
7. Jaz Shelley, NEB	79	219	.361
8. Mara Braun, MINN	65	186	.349
9. Maty Wilke, WIS	61	175	.349
10. Cassidy Hardin, PUR	60	173	.347

(Only players with a minimum of 2.0 made three-point FG per game qualify)

3-POINT FG MADE PER GAME

Player, Team	G	3FG	Avg.
1. Caitlin Clark, IOWA	38	140	3.7
2. Taylor Mikesell, OSU	36	116	3.2



Alexis Markowski led the Big Ten Conference with 322 total rebounds in 2022-23. She also ranked among the league's top 10 in blocked shots.

3. Jaz Shelley, NEB	33	79	2.4
4. Matilda Ekh, MSU	29	69	2.4
5. Genesis Bryant, ILL	31	72	2.3
6. Mara Braun, MINN	29	65	2.2
7. Yarden Garzon, IND	32	70	2.2
8. Shay Ciezki, PSU	30	64	2.1
9. Maty Wilke, WIS	29	61	2.1
10. Cassidy Hardin, PUR	30	60	2.0

ASSISTS

Player, Team	G	Assists	Avg.
1. Caitlin Clark, IOWA	38	327	8.6
2. Jeanae Terry, PUR	30	190	6.3
3. Jaz Shelley, NEB	33	206	6.2
4. Leigha Brown, MICH	30	174	5.8
5. Grace Berger, IND	24	138	5.8
6. DeeDee Hagemann, MSU	30	146	4.9
7. Chloe Moore-McNeil, IND	32	155	4.8
8. Amaya Battle, MINN	30	133	4.4
9. Julie Pospisilova, WIS	31	131	4.2
10. Makira Cook, ILL	30	125	4.2

BLOCKED SHOTS

Player, Team	G	Blocks	Avg.
1. Mackenzie Holmes, IND	31	58	1.9
Serah Williams, WIS	31	58	1.9
3. Kendall Bostic, ILL	32	51	1.6
4. Diamond Miller, UMD	34	45	1.3
5. Sydney Wood, NU	29	38	1.3
6. Caileigh Walsh, NU	30	35	1.2
7. Leilani Kapinus, PSU	31	31	1.0
8. Alexis Markowski, NEB	33	31	0.9
9. Antonia Bates, RUT	32	30	0.9
10. Yarden Garzon, IND	32	28	0.9
24. Jaz Shelley, NEB	33	22	0.7

STEALS

Player, Team	G	Steals	Avg.
1. Leilani Kapinus, PSU	31	97	3.1
2. Sydney Wood, NU	29	75	2.6
3. Jeanae Terry, PUR	30	70	2.3
4. Kaylene Smikle, RUT	32	69	2.2
5. Diamond Miller, UMD	34	71	2.1
6. Taylor Thierry, OSU	36	74	2.1
7. DeeDee Hagemann, MSU	30	59	2.0
8. Maty Wilke, WIS	29	55	1.9
9. Shyanne Sellers, UMD	35	64	1.8
10. Abby Meyers, UMD	35	64	1.8
13. Jaz Shelley, NEB	33	57	1.7

ASSIST-TO-TURNOVER RATIO

Player, Team	Ast.	TO	Ratio
1. Chloe Moore-McNeil, IND	155	48	3.2
2. DeeDee Hagemann, MSU	146	56	2.6
3. Rikki Harris, OSU	116	49	2.4
4. Grace Berger, IND	138	59	2.3
5. Kate Martin, IOWA	136	63	2.2
6. Caitlin Clark, IOWA	327	158	2.1
7. Jeanae Terry, PUR	190	93	2.0
8. Jaz Shelley, NEB	206	115	1.8
9. Makira Cook, ILL	125	71	1.8
10. Leigha Brown, MICH	174	108	1.6

2022-23 NCAA TEAM STATISTICS

WON-LOST PERCENTAGE

Team	W	L	Pct.
1. South Carolina	36	1	.973
2. LSU	34	2	.944
3. UNLV	31	3	.912
4. FGCU	33	4	.892
5. Indiana	28	4	.875
6. Virginia Tech	31	5	.861
7. Cleveland State	30	5	.857
8. Gardner-Webb	29	5	.853
9. Toledo	29	5	.853
10. Gonzaga	28	5	.848
Middle Tennessee	28	5	.848

SCORING OFFENSE

Team	G	Pts.	Avg.
1. Iowa	38	3,316	87.3
2. Oklahoma	33	2,777	84.2
3. Troy	30	2,499	83.3
4. Utah	32	2,650	82.8
5. LSU	36	2,963	82.3
6. Indiana	32	2,589	80.9
7. South Carolina	37	2,972	80.3
8. Ohio State	36	2,882	80.1
9. Florida State	33	2,617	79.3
10. Drake	32	2,533	79.2

SCORING DEFENSE

Team	G	Pts.	Avg.
1. Norfolk State	33	1,673	50.7
2. Duke	33	1,684	51.0
3. Little Rock	32	1,649	51.5
4. South Carolina	37	1,915	51.8
5. Campbell	31	1,629	52.5
6. Princeton	30	1,595	53.2
7. Fairleigh Dickinson	32	1,703	53.2
8. UC Irvine	32	1,703	53.2
9. Quinnipiac	30	1,620	54.0
10. Vermont	32	1,732	54.1

SCORING MARGIN

Team	Off.	Def.	Margin
1. South Carolina	80.3	51.8	+28.6
2. LSU	82.3	57.9	+24.4
3. FGCU	77.4	56.6	+20.8
4. Indiana	80.9	62.1	+18.8
5. Stanford	76.1	58.2	+17.9
6. South Dakota State	78.3	60.6	+17.8
7. UConn	75.9	58.8	+17.1
8. Utah	82.8	66.0	+16.8
9. Cleveland State	74.1	58.0	+16.1
10. Middle Tennessee	73.5	57.4	16.0

FIELD GOAL PERCENTAGE

Team	FGM	FGA	Pct.
1. Iowa	1,187	2,325	.511
2. Indiana	951	1,912	.497
3. UConn	1,065	2,154	.494
4. Utah	928	1,917	.484
5. Drake	915	1,902	.481
6. FGCU	1,042	2,187	.477
7. Iona	809	1,708	.474
8. South Dakota State	975	2,060	.473
9. Ball State	991	2,113	.469
10. Sacramento State	809	1,739	.465

FIELD GOAL PERCENTAGE DEFENSE

Team	FGM	FGA	Pct.
1. Norfolk State	545	1,732	.315
2. South Carolina	704	2,192	.321
3. Stanford	710	2,163	.328
4. Quinnipiac	584	1,727	.338
5. Green Bay	654	1,922	.340
6. Jackson State	647	1,901	.340
7. UConn	796	2,288	.348
8. Campbell	590	1,682	.351
9. Duke	609	1,729	.352
10. USC	644	1,820	.354

3-POINT FG PERCENTAGE

Team	3FGM	3FGA	Pct.
1. Gonzaga	256	632	.405
2. Iona	248	625	.397
3. Alabama	281	728	.386
4. Sacramento State	293	762	.385
5. Boston U.	214	561	.382
6. Mercer	133	349	.381
7. Iowa	350	922	.380
8. Butler	227	604	.376
9. FGCU	425	1,134	.375
10. Colorado State	259	694	.373

3-POINT FG PERCENTAGE DEFENSE

Team	3FGM	3FGA	Pct.
1. Fairleigh Dickinson	108	489	.221
2. Houston	100	415	.241
3. Robert Morris	151	603	.250
4. Little Rock	123	491	.251
5. Norfolk State	183	727	.252
6. Albany	145	576	.252
7. Ole Miss	113	447	.253
8. Tennessee Tech	129	506	.255
9. Colgate	108	422	.256
10. Austin Peay	126	487	.259

3-POINT FG MADE PER GAME

Team	G	No.	Avg.
1. FGCU	37	425	11.5
2. Wright State	32	323	10.1
3. Tulsa	30	295	9.8
4. Creighton	31	290	9.4
5. Lehigh	31	288	9.3
6. North Alabama	30	278	9.3
7. Iowa	38	350	9.2
8. Idaho	30	273	9.1
9. Alabama	31	281	9.1
10. Oklahoma	33	296	9.0

FREE THROW PERCENTAGE

Team	FTM	FTA	Pct.
1. Lehigh	369	457	.807
2. Iowa State	268	583	.803
3. Mercer	296	373	.794
4. Green Bay	360	454	.793
5. Colorado State	353	446	.792
6. Northern Colorado	424	536	.791
7. Gonzaga	396	501	.790
8. Murray State	389	493	.789
9. UT Martin	384	488	.787
10. Fordham	280	356	.787

REBOUND MARGIN

Team	RPG	OPP	Margin
1. South Carolina	49.5	29.1	+20.4
2. LSU	46.1	30.7	+15.3
3. Stanford	45.7	32.6	+13.1
4. Notre Dame	43.0	32.4	+10.6
5. UConn	41.1	30.6	+10.5
6. Drake	42.7	32.4	+10.3
7. Tennessee	42.9	32.8	+10.1
8. South Dakota State	40.7	30.9	+9.7
9. South Florida	40.8	31.6	+9.3
10. Missouri State	41.5	32.6	+8.9

ASSISTS PER GAME

Team	G	Assists	APG
1. Iowa	38	794	20.9
2. Drake	32	666	20.8
3. Oklahoma	33	686	20.8
4. Columbia	34	641	18.9
5. UConn	37	695	18.8
6. Utah	32	585	18.3
7. Indiana	32	584	18.2
8. Massachusetts	34	617	18.1
9. FGCU	37	650	17.6
10. Michigan State	30	523	17.4

ASSIST-TO-TURNOVER RATIO

Team	Ast.	TO	Ratio
1. Villanova	615	377	1.63
2. Colorado State	444	277	1.60
3. Creighton	532	362	1.47
4. Iowa	794	545	1.46
5. Indiana	584	404	1.45
6. FGCU	650	456	1.43
7. Drexel	522	376	1.39
8. Massachusetts	617	464	1.33
9. Bowling Green	640	484	1.32
10. South Carolina	614	468	1.31

STEALS PER GAME

Team	G	Steals	SPG
1. Niagara	31	472	15.2
2. Houston	31	419	13.5
3. East Carolina	33	428	13.0
4. Grand Canyon	31	392	12.6
5. Norfolk State	33	399	12.1
6. Hampton	30	357	11.9
7. Western Kentucky	33	389	11.8
8. Troy	30	347	11.6
9. Bowling Green	38	437	11.5
10. Long Beach State	33	378	11.5

BLOCKED SHOTS PER GAME

Team	G	Blocks	BPG
1. South Carolina	37	326	8.8
2. Stanford	35	251	7.2
3. Texas	36	214	5.9
4. Boise State	33	194	5.9
5. USC	31	181	5.8
6. Drake	32	184	5.8
7. Villanova	37	208	5.6
8. Florida State	33	182	5.5
9. Saint Louis	35	186	5.3
10. Duke	33	173	5.2

TURNOVERS PER GAME

Team	G	TO	TOPG
1. Colorado State	32	277	8.7
2. Villanova	37	377	10.2
3. Wofford	32	330	10.3
4. Creighton	31	362	11.7
5. Green Bay	34	404	11.9
6. Middle Tennessee	33	396	12.0
7. Oregon	35	423	12.1
8. Idaho	30	363	12.1
9. Drexel	31	376	12.1
10. Arizona State	28	344	12.3

TURNOVER MARGIN

Team	TO	OPP	Margin
1. Niagara	574	870	+9.55
2. Bowling Green	484	811	+8.61
3. Hampton	468	699	+7.70
4. Houston	529	753	+7.23
5. East Carolina	555	790	+7.12
6. Ohio State	494	725	+6.42
7. Gardner-Webb	522	736	+6.29
8. Long Beach State	455	656	+6.09
9. Maryland	470	682	+6.06
10. West Virginia	414	601	+6.03

PERSONAL FOULS PER GAME

Team	G	Fouls	FPG
1. Delaware State	26	303	11.7
2. Providence	32	389	12.2
3. Penn	29	363	12.5
4. Marist	30	382	12.7
5. St. John's	32	410	12.8
6. Butler	30	388	12.9
7. Bucknell	30	392	13.1
8. Akron	30	394	13.1
9. Stony Brook	31	410	13.2
10. New Mexico	34	452	13.3

2022-23 NCAA INDIVIDUAL LEADERS

SCORING LEADERS

Player, Team	G	Pts.	Avg.
1. Maddy Siegrist, Villanova	37	1,081	29.2
2. Caitlin Clark, Iowa	38	1,055	27.8
3. Keishana Washington, Drexel	31	858	27.7
4. Aneesah Morrow, DePaul	33	848	25.7
5. Angel Reese, LSU	36	829	23.0
6. Beyonce Bea, Idaho	30	685	22.8
7. Mackenzie Holmes, Indiana	31	692	22.3
8. Yaya Felder, Ohio	29	638	22.0
9. Ashley Joens, Iowa St.	32	691	21.6
10. Katelyn Young, Murray St.	31	662	21.4

REBOUNDING LEADERS

Player, Team	G	Total	Avg.
1. Lauren Gustin, BYU	33	552	16.7
2. Angel Reese, LSU	36	555	15.4
3. Taiyanna Jackson, Kansas	36	456	12.7
4. A'Jah Davis, Northern Illinois	32	396	12.4
5. Dulcy Fankam Mendjiadeu, USF	34	418	12.3
6. Sabria Hunter, Army	30	367	12.2
7. Aneesah Morrow, DePaul	33	403	12.2
8. Rayah Marshall, USC	28	322	11.5
9. Ellie Mitchell, Princeton	30	338	11.3
Lilly Ritz, Youngstown St.	30	338	11.3
29. Alexis Markowski, Nebraska	33	322	9.8

FIELD GOAL PERCENTAGE

Player, Team	FGM	FGA	Pct.
1. Mya Berkman, Liberty	196	282	.695
2. Mackenzie Holmes, Indiana	281	413	.680
3. Monika Czinano, Iowa	271	402	.674
4. Taiyanna Jackson, Kansas	230	348	.661
5. Isnelle Batabou, Sacramento St.	221	344	.642
6. Elena Pilakouta, Omaha	173	273	.634
7. Taylor Thierry, Ohio State	193	309	.625
8. Akasha Davis, Lamar	180	293	.614
9. Lilly Ritz, Youngstown St.	231	382	.605
10. Caitlin Weimar, Boston U.	169	283	.597

3-POINT FG PERCENTAGE

Player, Team	3FGM	3FGA	Pct.
1. Alex Giannaros, Boston U.	50	97	.516
2. Brynna Maxwell, Gonzaga	87	181	.481
3. Kate Mager, Iona	104	218	.477
4. Yarden Garzon, Indiana	70	153	.458
5. Mercedes Staples, San Diego St.	61	134	.455
6. Katie Peneueta, Sacramento St.	71	156	.455
7. Aaliyah Nye, Alabama	74	164	.451
8. Hannah Jump, Stanford	100	227	.441
9. Lou Lopez Senechal, UConn	77	175	.440
10. Taylor Robertson, Oklahoma	91	209	.435

3-POINT FG MADE PER GAME

Player, Team	G	3FG	Avg.
1. Caitlin Clark, Iowa	38	140	3.68
2. Abbey Hsu, Columbia	34	112	3.29
3. Georgia Amore, Va. Tech	36	118	3.28
4. Taylor Mikesell, Ohio St.	36	116	3.22
5. Sammie Puisis, USF	34	109	3.21
6. Kate Mager, Iona	33	104	3.15
Sydney Taylor, Massachusetts	33	104	3.15
8. Thelma Dis Agustsdottir, Ball St.	35	107	3.06
9. Anastasia Warren, Stony Brook	31	94	3.03
10. Lauren Bevis, Gardner-Webb	32	97	3.03

FREE THROW PERCENTAGE

Player, Team	FTM	FTA	Pct.
1. Erin Houpt, Mercer	92	98	.939
2. Maddie Scherr, Kentucky	80	87	.920
3. Abbey Ellis, Purdue	77	84	.917
4. Margaret Whitley, UAB	97	106	.915
5. Sydney Wagner, William & Mary	94	103	.913
6. Hannah Simental, No. Colo.	104	114	.912
7. Destiny Leo, Cleveland St.	164	180	.911



Alexis Markowski ranked among the top 25 players nationally with 15 double-doubles for the Huskers in 2022-23. She also ranked 29th in NCAA Division I with 9.8 rebounds per game.

8. Izzy Higginbottom, Ark. St.	102	112	.911
9. Maya McDermott, UNI	90	99	.909
10. Ivy Wolf, Miami (Ohio)	102	113	.903
7. Skyler Gill, North Alabama	30	85	2.83
8. Abby Muse, Boise St.	33	93	2.82
9. Makayla Minett, Denver	30	75	2.50
10. Angel Jackson, Jackson St.	31	76	2.45

ASSISTS PER GAME

Player, Team	G	A	Avg.
1. Caitlin Clark, Iowa	38	327	8.6
2. Nika Muhl, UConn	36	284	7.9
3. Maura Hendrixson, Drexel	30	233	7.8
4. Rori Harmon, Texas	31	228	7.4
5. McKenna Hofschild, Colo. St.	31	222	7.2
6. Olivia Miles, Notre Dame	28	192	6.9
7. Regan Schenck, No. Ariz.	35	231	6.6
8. Taina Mair, Boston College	33	217	6.6
9. Emily Ryan, Iowa State	32	204	6.4
10. Jeanae Terry, Purdue	30	190	6.3
13. Jaz Shelley, Nebraska	33	206	6.2

ASSIST-TO-TURNOVER RATIO

Player, Team	Ast.	TO	Ratio
1. Molly Masciantonio, La Salle	118	25	4.72
2. McKenna Hofschild, Colo. St.	222	65	3.42
3. Chloe Moore-McNeil, Indiana	155	48	3.23
4. Kennedy Williams, Liberty	144	49	2.94
5. Lucy Olsen, Villanova	163	58	2.81
6. Ally Becki, Ball St.	181	66	2.74
7. Sophia Wiard, Toledo	136	50	2.72
8. Brooke Mullin, Villanova	131	50	2.62
9. Alisha Lewis, Georgia	133	51	2.61
10. DeeDee Hagemann, Mich. St.	146	56	2.61

BLOCKED SHOTS PER GAME

Player, Team	G	B	Avg.
1. Brooke Flowers, St. Louis	35	133	3.80
2. Rayah Marshall, USC	28	98	3.50
3. Cameron Brink, Stanford	34	118	3.47
4. Emma Merriweather, ULM	29	93	3.21
5. Promise Taylor, SIU	31	95	3.06
6. Taiyanna Jackson, Kansas	36	109	3.03

STEALS PER GAME

Player, Team	G	S	Avg.
1. Ny'Ceara Pryor, Sacred Heart	33	122	3.70
2. Aaliyah Parker, Niagara	29	106	3.66
3. Asiah Dingle, Fordham	32	111	3.47
4. Alasia Smith, Gardner-Webb	34	116	3.41
5. Camille Downs, Norfolk St.	32	109	3.41
6. Julia Martinez, St. Louis	35	117	3.34
7. D'Shantae Edwards, Bethune-Cookman	29	91	3.14
Angel Parker, Niagara	29	91	3.14
9. Leilani Kapinus, Penn St.	31	97	3.13
10. Kiyley Flowers, SMO	28	87	3.11

DOUBLE-DOUBLES

Player, Team	G	Doubles
1. Angel Reese, LSU	36	34
2. Lauren Gustin, BYU	33	27
3. Aneesah Morrow, DePaul	33	25
4. Dulcy Fankam Mendjiadeu, USF	34	24
5. Taiyanna Jackson, Kansas	36	23
Elizabeth Kitley, Va. Tech	35	23
A'Jah Davis, Northern Illinois	32	23
8. Aliyah Boston, South Carolina	37	22
9. Sam Breen, Massachusetts	34	20
10. Sabria Hunter, Army	30	19
Lilly Ritz, Youngstown St.	30	19
23. Alexis Markowski, Nebraska	33	15

TRIPLE-DOUBLES

Player, Team	G	Triples
1. Caitlin Clark, Iowa	38	5
2. Megan McConnell, Duquesne	31	2
3. 27 Players, Tied		1

2022-23 GAME-BY-GAME BOX SCORES

22/22 NEBRASKA 100
OMAHA 36
LINCOLN, NEB., NOV. 7, 2022

Omaha	Min	FG	FT	RB	PF	A	ST	TP
Pilakouta*	25	4-7	2-2	8	2	0	0	10
Stanley*	21	0-9	1-2	2	0	1	0	1
Keitges*	24	1-7	0-0	3	1	2	1	3
Cave*	19	2-4	2-3	2	0	0	1	6
Grant*	18	0-6	3-8	3	2	1	1	3
P. Nikulochkina	20	1-4	0-0	1	2	0	0	3
A. Nikulochkina	11	1-3	2-2	0	0	0	1	5
Gardner	20	1-3	1-2	2	0	1	0	3
Townsend	9	1-2	0-0	0	0	0	0	2
Mitchell	14	0-3	0-0	0	0	1	0	0
Felici	14	0-2	0-0	1	0	0	1	0
Smith	5	0-2	0-0	2	0	0	0	0
Team Rebounds				5				
Totals	200	11-52	11-19	29	7	6	5	36

Nebraska	Min	FG	FT	RB	PF	A	ST	TP
Bourne*	23	10-15	0-0	9	3	0	0	21
Markowski*	24	6-8	0-0	8	1	1	1	13
Shelley*	27	2-7	0-0	2	2	10	4	5
Brady*	19	1-6	0-0	3	0	2	2	3
Weidner*	19	9-11	0-0	9	3	3	1	19
Moriarty	17	1-4	0-0	2	2	2	0	3
Krull	21	7-9	0-0	0	2	2	1	18
Stewart	15	4-8	0-0	7	2	1	1	10
Hake	16	1-5	0-0	3	2	1	1	3
Coley	19	2-3	0-0	3	1	4	0	5
Team Rebounds				3				
Totals	200	43-76	0-0	49	18	26	11	100

	1st	2nd	3rd	4th	Final
Omaha	11	6	9	10	36
Nebraska	28	18	33	23	100

3FG: Omaha 3-17 (P. Nikulochkina 1-1, A. Nikulochkina 1-2, Keitges 1-5, Grant 0-1, Mitchell 0-1, Townsend 0-1, Cave 0-2, Felici 0-2, Stanley 0-2). Nebraska 14-34 (Krull 4-6, Stewart 2-3, Coley 1-1, Markowski 1-2, Weidner 1-2, Bourne 1-3, Moriarty 1-3, Brady 1-4, Hake 1-4, Shelley 1-6). **3FG%:** Omaha 17.6; Nebraska 41.2. **FG%:** Omaha 21.2; Nebraska 56.6. **FT%:** Omaha 57.9; Nebraska 0.0. **Steals:** Omaha 5 (Cave, Grant, Keitges, Gardner, Felici 1); Nebraska 11 (Shelley 4). **Blocked Shots:** Omaha 2 (Smith 2); Nebraska 6 (Brady 2). **Turnovers:** Omaha 19; Nebraska 7. **Technical Fouls:** None. **Officials:** G. Cross, Berger, Xiomara-Cruz. **Attendance:** 6,233.

Game Highlights: Isabelle Bourne led five Huskers in double figures with 21 points, as Nebraska rolled to a 100-36 win over Omaha. Nebraska's 64-point victory margin was its largest in an opener in school history, and it came in front of the second-largest season-opening crowd in history with 6,233 fans at Pinnacle Bank Arena. Bourne added a game-high nine rebounds, as the Huskers posted a plus-20 rebound margin. Allison Weidner finished with 19 points and nine boards, while Maddie Krull contributed 18 points and four three-pointers in her Husker debut. As a team, NU sank 14-of-34 threes, as all 10 active Huskers hit at least one three for the first time in NU history. Alexis Markowski pitched in 13 points and eight rebounds, while Annika Stewart contributed 10 points and seven boards. NU dished out 26 assists, led by 10 from Jaz Shelley, against just seven team turnovers. NU reached 100 points without attempting a free throw.

22/22 NEBRASKA 79
HOUSTON CHRISTIAN 48
LINCOLN, NEB., NOV. 11, 2022

HCU	Min	FG	FT	RB	PF	A	ST	TP
Collins*	31	4-8	3-5	6	0	2	0	14
Sutherland*	28	0-3	0-0	5	2	1	1	0
Nzoiwu*	37	4-11	2-2	13	2	3	0	10
Wilson*	22	3-6	2-3	3	2	2	0	9
Vujakovic*	32	5-14	0-0	3	1	2	1	11
Maguire	18	0-5	0-0	1	4	1	0	0
Oly	17	0-4	0-2	2	1	0	0	0
Cotton	9	1-2	1-2	0	0	0	0	4
Erickson	6	0-0	0-0	0	0	0	0	0
Team Rebounds				4				
Totals	200	17-53	6-12	37	12	11	2	48

Nebraska	Min	FG	FT	RB	PF	A	ST	TP
Bourne*	26	3-8	0-0	5	0	2	1	6
Markowski*	22	2-9	4-5	6	1	1	2	8
Shelley*	29	4-9	1-1	4	0	8	5	11
Brady*	19	2-4	1-2	3	1	4	1	7
Weidner*	27	8-13	3-3	7	1	1	1	20
Moriarty	20	2-3	0-0	5	2	1	1	5
Krull	16	0-3	1-2	0	3	3	1	1
Stewart	13	3-7	1-1	2	3	0	0	7
Hake	10	2-3	0-0	1	1	0	0	6
Coley	18	3-4	0-0	2	3	1	2	8
Team Rebounds				2				
Totals	200	29-63	11-14	37	15	21	14	79

	1st	2nd	3rd	4th	Final
Houston Christian	7	11	12	18	48
Nebraska	15	20	22	22	79

3FG: HCU 8-21 (Vujakovic 4-9, Collins 2-4, Cotton 1-1, Sutherland 0-1, Oly 0-2, Maguire 0-3). Nebraska 10-27 (Brady 2-3, Coley 2-3, Hake 2-3, Shelley 2-6, Moriarty 1-1, Weidner 1-2, Krull 0-1, Bourne 0-2, Markowski 0-3, Stewart 0-3). **3FG%:** HCU 38.1; Nebraska 37.0. **FG%:** HCU 32.1; Nebraska 46.0. **FT%:** HCU 50.0; Nebraska 78.6. **Steals:** HCU 2 (Sutherland, Vujakovic 1); Nebraska 14 (Shelley 5). **Blocked Shots:** HCU 2 (Nzoiwu 2); Nebraska 1 (Coley 1). **Turnovers:** HCU 22; Nebraska 10. **Technical Fouls:** None. **Officials:** Cruse, B. Morris, Resch. **Attendance:** 4,264.

Game Highlights: Allison Weidner scored a game-high 20 points and added a team-high seven rebounds to help Nebraska work its way to a 79-48 win over defending Southland Conference regular-season champion Houston Christian at Pinnacle Bank Arena. Weidner hit 8-of-13 shots, including a three-pointer. Jaz Shelley was the only other Husker to put up double figures, finishing with 11 points and game highs of eight assists and five steals. She also committed just one turnover. All 10 of Nebraska's active players scored, including nine Huskers who put up at least five points. Nine Huskers also pulled down a rebound, while eight dished out at least one assist in a truly balanced effort. Nebraska pulled away with a 16-0 first-half scoring run to take a 35-18 lead to the break. The Big Red then put the game out of reach with a 14-0 run in the third quarter to take a 49-20 lead in the first five minutes of the second half. NU built a 34-point fourth-quarter edge before settling for the 31-point win. Weidner scored 10 of her 20 points during Nebraska's two major scoring runs in the contest.

20/20 CREIGHTON 77
22/22 NEBRASKA 51
OMAHA, NEB., NOV. 15, 2022

Nebraska	Min	FG	FT	RB	PF	A	ST	TP
Bourne*	24	3-9	0-0	5	2	0	1	7
Markowski*	28	4-8	3-7	11	3	1	0	12
Shelley*	35	4-14	4-4	2	3	4	1	14
Brady*	11	0-4	0-0	1	1	0	0	0
Weidner*	28	1-3	3-4	7	1	2	0	5
Moriarty	18	2-6	0-0	1	4	2	1	4
Krull	22	1-2	0-0	2	1	2	1	2
Stewart	12	2-7	0-0	6	0	0	0	4
Coley	16	0-3	0-0	3	3	1	1	0
Hake	6	1-2	0-0	0	1	0	0	3
Team Rebounds				3				
Totals	200	18-58	10-15	41	19	12	5	51

Creighton	Min	FG	FT	RB	PF	A	ST	TP
Bachelor*	34	7-10	1-4	6	1	2	4	15
Ronsiek*	25	1-8	2-2	5	1	2	0	5
Jensen*	38	5-16	1-2	6	3	7	0	13
Mogensen*	32	9-14	0-0	3	2	1	1	22
Maly*	28	6-13	2-2	8	1	1	0	16
Horan	17	2-4	0-0	1	2	2	1	6
Brake	16	0-2	0-0	4	0	2	0	0
Townsend	10	0-0	0-0	0	2	2	0	0
Team Rebounds				6				
Totals	200	30-67	6-10	39	12	19	6	77

	1st	2nd	3rd	4th	Final
Nebraska	11	17	16	7	51
Creighton	22	23	15	17	77

3FG: Nebraska 5-18 (Shelley 2-8, Bourne 1-1, Hake 1-1, Markowski 1-2, Moriarty 0-1, Stewart 0-2, Coley 0-3). Creighton 11-24 (Mogensen 4-5, Jensen 2-3, Horan 2-4, Maly 2-5, Ronsiek 1-5, Bachelor 0-1, Brake 0-1). **3FG%:** Nebraska 27.8; Creighton 45.8. **FG%:** Nebraska 31.0; Creighton 44.8. **FT%:** Nebraska 66.7; Creighton 60.0. **Steals:** Nebraska 5 (Bourne, Shelley, Moriarty, Krull, Coley 1); Creighton 6 (Bachelor 4). **Blocked Shots:** Nebraska 4 (Bourne, Markowski, Moriarty, Krull 1); Creighton 3 (Bachelor, Ronsiek, Maly 1). **Turnovers:** Nebraska 18; Creighton 9. **Technical Fouls:** None. **Officials:** Lukanich, J. Smith, Vaszily. **Attendance:** 2,306.

Game Highlights: No. 20 Creighton jumped to a 22-11 first-quarter lead and never looked back, as No. 22 Nebraska suffered a 77-51 setback at D.J. Sokol Arena. In the first matchup of top-25 teams in the 48-game history of the series, Nebraska could not get untracked in its road opener, while the Bluejays fired on all cylinders in front of a school-record crowd of 2,306. Jaz Shelley led the Huskers with 14 points, while Alexis Markowski added a double-double with 12 points and 11 rebounds. The Huskers hit just 31 percent (18-58) of their shots as a team. NU also connected on just 27.8 percent (5-18) of its threes, while going 10-of-15 at the free throw line. Nebraska won the rebounding battle 41-39, but committed 18 turnovers. On the flip side, CU hit 44.8 percent (30-67) of its shots, including 11-of-24 threes (.458). Molly Mogensen led Creighton with 22 points, 19 of which came in the first half. Mogensen got 10 points in the second quarter alone, pushing CU's lead to 45-28 at the half. Morgan Maly added 16 points and eight rebounds, while Carly Bachelor contributed 15 points, six rebounds and four steals. Lauren Jensen added 13 points and a game-high seven assists.

2022-23 GAME-BY-GAME BOX SCORES

DRAKE 80 22/22 NEBRASKA 62 DES MOINES, IOWA, NOV. 19, 2022

Nebraska	Min	FG	FT	RB	PF	A	ST	TP
Bourne*	23	3-9	2-2	11	5	0	1	9
Markowski*	28	8-18	3-3	5	3	0	3	21
Shelley*	32	2-10	5-5	1	1	6	2	9
Brady*	15	0-1	0-0	2	0	2	1	0
Weidner*	26	2-6	3-4	3	4	1	0	8
Moriarty	15	1-3	0-1	2	3	0	1	2
Coley	16	2-7	0-0	2	2	0	0	4
Krull	20	0-3	0-0	1	1	1	0	0
Stewart	13	4-9	0-0	6	0	0	1	9
Hake	12	0-5	0-0	1	0	2	0	0
Team Rebounds				2				
Totals	200	22-71	13-15	36	19	12	9	62

Drake	Min	FG	FT	RB	PF	A	ST	TP
Bair*	26	7-10	1-2	9	2	3	2	17
Berg*	25	3-8	0-2	3	3	2	1	6
Dinnebier*	31	5-8	7-7	3	2	6	1	18
Meyer*	26	3-9	0-0	1	0	2	0	7
Gueldner*	30	6-8	0-0	3	0	0	0	16
McAulay	18	0-1	0-0	4	3	4	1	0
Miller	12	3-4	0-0	6	2	1	0	6
Becker	20	2-4	1-4	8	3	0	0	5
Iiams	7	1-2	0-0	0	0	0	0	3
Gray	2	1-2	0-0	0	0	0	0	2
Hawthorne	2	0-0	0-0	2	0	1	0	0
Nilges	1	0-0	0-0	0	0	0	0	0
Team Rebounds				3				
Totals	200	31-56	9-15	42	15	19	5	80

	1st	2nd	3rd	4th	Final
Nebraska	12	14	19	17	62
Drake	21	17	22	20	80

3FG: Nebraska 5-24 (Markowski 2-5, Weidner 1-2, Bourne 1-3, Stewart 1-3, Krull 0-1, Moriarty 0-1, Coley 0-2, Hake 0-2, Shelley 0-5). **Drake** 9-21 (Gueldner 4-6, Bair 2-3, Dinnebier 1-2, Iiams 1-2, Meyer 1-6, Becker 0-1, Berg 0-1). **3FG%:** Nebraska 20.8; Drake 42.9. **FG%:** Nebraska 31.0; Drake 55.4. **FT%:** Nebraska 86.7; Drake 60.0. **Steals:** Nebraska 9 (Markowski 3); Drake 5 (Bair 2). **Blocked Shots:** Nebraska 0; Drake 7 (Bair 4). **Turnovers:** Nebraska 14; Drake 20. **Technical Fouls:** Drake-Administrative. **Officials:** McConnell, Daley, Broderick. **Attendance:** 2,467.

Game Highlights: Alexis Markowski scored a game-high 21 points, but Nebraska fell behind early and never recovered in an 80-62 loss to Drake at the Knapp Center. Isabelle Bourne had nine points and a game-high 11 rebounds, while Jaz Shelley pitched in nine points and six assists. Annika Stewart also put up nine points and six rebounds off the bench. Kate Dinnebier led three Bulldogs in double figures with 18 points and six assists, while Maggie Bair pitched in 17 points and nine rebounds. Bair scored 10 of her points in the second quarter to help thwart a strong Nebraska rally and send Drake to halftime with a 38-26 lead. Sarah Beth Gueldner poured in 16 points, including four three-pointers, to round out the Drake trio in double figures. Gueldner scored 14 points in the first half, including 11 in the first quarter to help shoot the Bulldogs to a 21-12 edge after the opening 10 minutes. As a team, Nebraska hit just 31 percent from the field, including just 20.8 percent from three-point range. Drake hit a scalding 55.4 percent of its shots, including 9-of-21 threes.

NEBRASKA 71 TARLETON 53 LINCOLN, NEB., NOV. 22, 2022

Tarleton	Min	FG	FT	RB	PF	A	ST	TP
Mitchels*	13	0-5	1-2	0	2	0	0	1
Da Silva*	39	11-25	0-0	0	2	5	2	24
Jackson*	25	3-7	1-2	0	4	0	1	9
Caicedo*	28	1-5	0-0	5	4	3	1	2
Ivanova*	26	2-9	0-0	0	1	0	0	6
Turrubiates	24	2-6	2-2	4	2	1	1	6
Dick	16	1-3	0-0	2	1	0	1	3
Omozee	12	1-1	0-0	2	0	0	1	2
Jones	4	0-0	0-0	2	0	0	0	0
Axelsson	13	0-0	0-0	5	0	0	0	0
Team Rebounds				6				
Totals	200	21-61	4-6	26	16	9	7	53

Nebraska	Min	FG	FT	RB	PF	A	ST	TP
Bourne*	30	7-13	0-0	10	2	2	1	14
Markowski*	29	11-15	1-1	18	2	2	3	24
Shelley*	34	3-9	2-3	6	1	12	1	8
Brady*	31	2-5	2-4	3	1	2	2	8
Weidner*	1	1-2	0-0	1	0	0	0	2
Krull	25	2-5	0-0	0	0	1	0	5
Haiby	6	0-0	0-0	4	0	1	1	0
Hake	9	1-9	0-0	4	0	0	0	2
Moriarty	14	3-4	2-2	1	0	0	0	8
Stewart	11	0-2	0-0	1	1	1	0	0
Coley	10	0-2	0-0	2	0	1	0	0
Team Rebounds				3				
Totals	200	30-66	7-10	53	7	22	8	71

	1st	2nd	3rd	4th	Final
Tarleton	8	16	19	10	53
Nebraska	12	19	17	23	71

3FG: Tarleton 7-18 (Ivanova 2-3, Jackson 2-5, Da Silva 2-8, Dick 1-2). Nebraska 4-23 (Brady 2-4, Markowski 1-1, Krull 1-3, Coley 0-1, Moriarty 0-1, Stewart 0-1, Weidner 0-1, Shelley 0-2, Bourne 0-3, Hake 0-6). **3FG%:** Tarleton 38.9; Nebraska 17.4. **FG%:** Tarleton 34.4; Nebraska 45.5. **FT%:** Tarleton 66.7; Nebraska 70.0. **Steals:** Tarleton 7 (Da Silva 2); Nebraska 8 (Markowski 3). **Blocked Shots:** Tarleton 1 (Turrubiates 1); Nebraska 7 (Markowski 3). **Turnovers:** Tarleton 16; Nebraska 21. **Technical Fouls:** None. **Officials:** Knight, Brooks, Jefferson. **Attendance:** 4,331.

Game Highlights: Alexis Markowski and Isabelle Bourne produced double-doubles to power Nebraska to a 71-53 win over Tarleton at Pinnacle Bank Arena. Markowski erupted for 24 points and a career-high 18 rebounds for her second double-double of the year, while Bourne contributed 14 points and 10 boards. NU's starting duo led the way for Nebraska to outscore Tarleton 50-14 in the paint, while producing a 53-26 margin on the glass. The game did not lack drama, as starting guard Allison Weidner left after just one minute when she was hit in the left eye on an offensive rebound. She finished the shot for the first two points of the game but did not return to the court. Sam Haiby, who missed the first four games of the season while recovering from a leg injury, played six minutes off the bench. She left the court with five minutes left in the third quarter. Nebraska built an 18-point lead at that point, but Tarleton cut the margin to 48-43 at the end of three periods. Markowski dominated the second half with 16 points and 10 rebounds to fuel NU's 18-point win.

NEBRASKA 73 TEXAS A&M-CORPUS CHRISTI 44 SAN JUAN, PUERTO RICO, NOV. 25, 2022

Nebraska	Min	FG	FT	RB	PF	A	ST	TP
Bourne*	18	0-5	0-0	4	4	0	0	0
Markowski*	22	4-7	1-3	10	4	1	0	10
Shelley*	26	4-8	1-1	4	1	5	1	11
Brady*	14	1-6	0-2	0	3	0	0	3
Weidner*	23	5-6	2-2	5	2	1	2	13
Stewart	23	8-10	4-4	8	3	0	1	23
Coley	17	2-4	0-0	3	3	1	0	5
Krull	23	0-4	0-0	3	2	5	0	0
Moriarty	22	0-4	2-2	4	0	4	0	2
Hake	12	2-5	0-0	1	1	0	0	6
Team Rebounds				0				
Totals	200	26-59	10-14	42	23	17	4	73

TAMUCC	Min	FG	FT	RB	PF	A	ST	TP
Westbrook*	26	4-6	6-6	5	3	3	0	14
Anguera*	26	1-3	1-2	1	2	1	0	3
Serrata*	20	3-8	3-6	6	2	1	0	9
Verano*	26	1-4	0-0	0	3	2	1	3
Aguado*	18	0-3	3-4	0	2	1	2	3
Shishkina	13	2-5	0-0	1	0	0	0	5
Allen	11	0-3	0-0	1	0	0	1	0
Whitner	23	0-3	0-0	0	0	0	0	0
Odom	11	0-1	2-2	0	3	0	0	2
Willstedt	12	0-2	0-0	4	1	0	0	0
Ellis	8	1-4	0-0	0	0	0	0	3
Campbell	6	0-2	2-4	2	1	0	0	2
Team Rebounds				0				
Totals	200	12-44	17-24	20	17	8	4	44

	1st	2nd	3rd	4th	Final
Nebraska	12	23	20	18	73
Texas A&M-CC	14	6	14	10	44

3FG: Nebraska 11-28 (Stewart 3-5, Shelley 2-3, Hake 2-4, Coley 1-1, Markowski 1-1, Weidner 1-2, Brady 1-4, Bourne 0-1, Moriarty 0-3, Krull 0-4). TAMUCC 3-15 (Ellis 1-1, Verano 1-2, Shishkina 1-3, Aguado 0-1, Anguera 0-1, Campbell 0-1, Westbrook 0-1, Serrata 0-2, Whitner 0-3). **3FG%:** Nebraska 39.3; TAMUCC 20.0. **FG%:** Nebraska 44.1; TAMUCC 27.3. **FT%:** Nebraska 71.4; TAMUCC 70.8. **Steals:** Nebraska 4 (Weidner 2); TAMUCC 4 (Aguado 2). **Blocked Shots:** Nebraska 1 (Weidner 1); TAMUCC 0. **Turnovers:** Nebraska 11; TAMUCC 11. **Technical Fouls:** None. **Officials:** DeLaRosa, Green Tortorice. **Attendance:** 100.

Game Highlights: Annika Stewart erupted for career highs of 23 points and eight rebounds to help Nebraska overcome a slow start in a 73-44 win over Texas A&M-Corpus Christi at the Puerto Rico Clasico at Roberto Clemente Coliseum. Allison Weidner returned to action with red goggles in place after suffering an eye injury in the opening minute of NU's previous win over Tarleton. The goggles were good luck, as Weidner scored Nebraska's first two points and 10 in a big first half. Weidner, who went 5-for-6 from the field, was the only gun firing early for the Huskers until Stewart got going midway through the first quarter. Stewart finished with 13 in the half, including eight during a 17-2 NU surge that flipped a 12-5 deficit into a 22-14 lead. Alexis Markowski added her third double-double with 10 points and 10 rebounds, while Jaz Shelley pitched in 11 points and five assists. Shelley scored eight in NU's 23-6 second quarter that pushed the Huskers to a 35-20 halftime lead.

2022-23 GAME-BY-GAME BOX SCORES

NEBRASKA 73 MISSISSIPPI STATE 65 OT SAN JUAN, PUERTO RICO, NOV. 26, 2022

Miss. St.	Min	FG	FT	RB	PF	A	ST	TP
J. Carter*	36	6-13	3-6	8	5	1	0	15
Powe*	37	3-8	0-0	0	1	2	6	7
Hayes*	37	1-8	4-6	3	2	3	2	6
Smith*	33	3-10	2-4	3	3	1	2	9
Jordan*	28	5-15	0-0	4	3	1	1	10
Johnson	24	5-10	0-0	8	2	2	1	10
Parker	9	1-4	0-0	1	2	0	2	3
D. Carter	17	2-4	1-1	6	2	0	0	5
Weber	4	0-0	0-0	0	0	0	0	0
Team Rebounds				0				
Totals	225	26-72	10-17	33	20	10	14	65

Nebraska	Min	FG	FT	RB	PF	A	ST	TP
Bourne*	39	8-15	1-2	5	3	1	0	18
Markowski*	36	2-8	2-6	15	2	3	4	6
Shelley*	42	11-19	3-3	3	0	8	0	32
Brady*	14	0-3	0-0	1	0	1	0	0
Weidner*	32	0-3	3-8	5	4	2	1	3
Moriarty	21	3-5	0-0	5	2	1	1	8
Stewart	12	1-1	0-0	5	1	0	0	3
Krull	26	1-2	0-2	1	2	0	0	3
Coley	3	0-0	0-0	0	2	1	0	0
Team Rebounds				0				
Totals	225	26-56	9-21	40	16	17	6	73

	1st	2nd	3rd	4th	OT	Final
Mississippi State	16	10	13	18	8	65
Nebraska	18	11	11	17	16	73

3FG: MSU 3-13 (Parker 1-2, Powe 1-3, Smith 1-3, Johnson 0-1, Hayes 0-2, Jordan 0-2). Nebraska 12-30 (Shelley 7-12, Moriarty 2-4, Stewart 1-1, Krull 1-2, Bourne 1-5, Brady 0-2, Markowski 0-2, Weidner 0-2). **3FG%:** MSU 23.1; Nebraska 40.0. **FG%:** MSU 36.1; Nebraska 46.4. **FT%:** MSU 58.8; Nebraska 42.9. **Steals:** MSU 14 (Powe 6); Nebraska 6 (Markowski 4). **Blocked Shots:** MSU 6 (D. Carter 2); Nebraska 1 (Weidner 1). **Turnovers:** MSU 10; Nebraska 22. **Technical Fouls:** None. **Officials:** T. Green, T. Smith, Catanzariti. **Attendance:** 100.

Game Highlights: Jaz Shelley erupted for 14 of her game-high 32 points in overtime to shoot Nebraska to a 73-65 OT win over Mississippi State in NU's final game in the Puerto Rico Clasico at Roberto Clemente Coliseum. The Huskers led by six points on multiple occasions in the game, including the final minute, but missed 5-of-6 free throws down the stretch to leave the door open for the Bulldogs. Debraasha Powe sent the game to overtime tied at 57 with her three-pointer at the buzzer. MSU jumped to a quick 59-57 lead, before Shelley hit a pair of free throws to tie it. The Bulldogs scored again to take their last lead at 61-59, before Shelley hit four straight three-pointers over the next four possessions. When the dust settled, the Huskers led 71-63, before two Allison Weidner free throws gave NU its biggest lead at 73-63. Shelley added eight assists to her 32 points. Isabelle Bourne pitched in 18 points, while Alexis Markowski added six points, a game-high 15 rebounds, three assists and four steals. Kendall Moriarty was also big off the bench for the Huskers, finishing with eight points including a pair of fourth quarter three-pointers. She also added five rebounds. Nebraska finished the game 12-for-30 from three-point range and won the rebounding battle, 40-33.

9/9 VIRGINIA TECH 85 NEBRASKA 54 BLACKSBURG, VA., DEC. 1, 2022

Nebraska	Min	FG	FT	RB	PF	A	ST	TP
Bourne*	29	6-11	2-4	12	3	0	1	15
Markowski*	25	3-10	0-0	1	4	0	0	7
Shelley*	33	2-10	0-0	3	0	6	0	4
Brady*	9	0-2	0-0	2	0	0	0	0
Weidner*	27	1-5	2-2	2	3	3	0	4
Moriarty	18	1-2	0-0	2	2	1	0	2
Stewart	18	3-10	2-2	1	3	1	0	10
Krull	22	2-6	2-2	3	1	1	1	7
Coley	7	0-0	0-0	1	1	1	0	0
Hake	12	2-3	0-0	3	2	0	0	5
Team Rebounds				3				
Totals	200	20-59	8-10	33	19	13	2	54

Va. Tech	Min	FG	FT	RB	PF	A	ST	TP
Soule*	31	6-9	4-4	5	4	1	0	18
Kitley*	38	11-21	2-5	12	1	2	0	24
Amoore*	40	8-15	4-6	10	0	11	0	24
Owusu*	8	0-0	2-2	1	0	0	1	2
King*	39	3-6	0-1	1	3	0	0	9
Gregg	32	1-4	2-2	7	3	3	0	5
Dunn	8	1-3	1-1	0	1	0	1	3
Geiman	4	0-1	0-0	0	1	0	0	0
Team Rebounds				0				
Totals	200	30-59	15-21	36	13	17	2	85

	1st	2nd	3rd	4th	Final
Nebraska	8	16	18	12	54
Virginia Tech	21	14	20	30	85

3FG: Nebraska 6-20 (Stewart 2-5, Bourne 1-2, Hake 1-2, Krull 1-2, Markowski 1-3, Brady 0-1, Weidner 0-1, Shelley 0-4). Virginia Tech 10-24 (Amoore 4-10, King 3-6, Soule 2-2, Gregg 1-2, Geiman 0-1, Kitley 0-1, Dunn 0-2). **3FG%:** Nebraska 30.0; Virginia Tech 41.7. **FG%:** Nebraska 33.9; Virginia Tech 50.8. **FT%:** Nebraska 80.0; Virginia Tech 71.4. **Steals:** Nebraska 2 (Bourne, Krull 1); Virginia Tech 2 (Dunn, Owusu 1). **Blocked Shots:** Nebraska 3 (Markowski 2); Virginia Tech 2 (Gregg, Kitley 1). **Turnovers:** Nebraska 12; Virginia Tech 7. **Technical Fouls:** None. **Officials:** Forsberg, Brewton, Berger. **Attendance:** 2,651.

Game Highlights: Isabelle Bourne notched a double-double with 15 points and 12 rebounds, but No. 9 Virginia Tech jumped to an early lead and pulled away late in an 85-54 victory over Nebraska in the ACC/Big Ten Challenge at Cassell Coliseum. Annika Stewart was the only other Husker in double figures, scoring all 10 of her points in the second quarter. Guard Georgia Amoore led the Hokies with 24 points, 10 rebounds and 11 assists to post the first triple-double in Virginia Tech history. All-American center Elizabeth Kitley added a double-double with 24 points and 12 rebounds, while Taylor Soule pitched in 18 points. Virginia Tech jumped to an early 21-8 lead after Nebraska hit just 4-of-16 field goal attempts in the first quarter. Stewart helped the Huskers rally in the second period with 10 straight points, including a pair of threes. NU trimmed the Virginia Tech lead to 35-24 at halftime. The Big Red were in position to win the third quarter as well after an Alexis Markowski three-pointer with just over 30 seconds left cut the margin to 52-42. However, Amoore answered with a late three to send the Huskers to the fourth trailing 55-42. Amoore, Kitley and Soule then combined for a 17-0 Hokie run to open the final period.

NEBRASKA 90 20/21 MARYLAND 67 COLLEGE PARK, MD., DEC. 4, 2022

Nebraska	Min	FG	FT	RB	PF	A	ST	TP
Bourne*	35	7-11	0-0	6	2	4	1	18
Markowski*	24	5-9	4-6	6	4	1	0	14
Shelley*	39	10-17	3-3	3	0	5	3	29
Weidner*	29	3-5	6-8	15	4	5	0	13
Krull*	35	2-8	2-2	2	1	5	0	6
Stewart	12	2-4	1-1	0	2	0	0	6
Hake	7	0-1	0-0	0	1	0	0	0
Moriarty	9	0-2	2-2	2	2	0	0	2
Coley	10	1-3	0-0	1	0	1	0	2
Team Rebounds				0				
Totals	200	30-60	18-22	35	16	21	4	90

Maryland	Min	FG	FT	RB	PF	A	ST	TP
Masonius*	33	4-6	1-1	4	2	3	0	9
Sellers*	35	7-12	7-9	8	2	1	1	21
Miller*	24	3-12	6-6	4	4	2	2	13
Meyers*	26	1-7	0-0	6	4	2	0	2
Pinzan*	12	0-1	0-0	1	0	2	0	0
Briggs	26	3-7	0-0	4	2	0	0	6
Alexander	28	5-10	1-2	2	4	1	2	14
Reynolds	4	0-1	0-0	1	0	0	0	0
McDaniel	6	0-2	0-0	1	2	0	1	0
Cooke	6	1-2	0-0	0	1	0	0	2
Team Rebounds				3				
Totals	200	24-60	15-18	34	21	11	6	67

	1st	2nd	3rd	4th	Final
Nebraska	16	15	29	30	90
Maryland	16	20	20	11	67

3FG: Nebraska 12-25 (Shelley 6-10, Bourne 4-5, Stewart 1-2, Weidner 1-2, Coley 0-1, Hake 0-1, Moriarty 0-1, Krull 0-3). Maryland 4-16 (Alexander 3-7, Miller 1-4, Briggs 0-1, Cooke 0-1, Pinzan 0-1, Meyers 0-2). **3FG%:** Nebraska 48.0; Maryland 25.0. **FG%:** Nebraska 50.0; Maryland 40.0. **FT%:** Nebraska 81.8; Maryland 83.3. **Steals:** Nebraska 4 (Shelley 3); Maryland 6 (Alexander, Miller 2). **Blocked Shots:** Nebraska 3 (Bourne, Moriarty, Shelley 1); Maryland 1 (Sellers 1). **Turnovers:** Nebraska 17; Maryland 17. **Technical Fouls:** None. **Officials:** Daley, Tiemann, Resch. **Attendance:** 4,321.

Game Highlights: Jaz Shelley, Isabelle Bourne, Allison Weidner and Alexis Markowski all had huge performances, as Nebraska overwhelmed No. 20 Maryland, 90-67, at the Xfinity Center. The win came in Nebraska's Big Ten opener and snapped a 15-game losing streak against the Terrapins to give the Huskers their first win in series history. Nebraska trailed 36-31 at the half but dominated the second half 59-31, including a 30-11 win in the fourth quarter. Shelley carried the Huskers in the first three quarters, scoring 27 of her game-high 29 points. She scored 22 in an 11-minute span covering the final minute of the first half and the third quarter to turn a 36-25 deficit into a 60-56 NU lead heading to the fourth. Bourne added 18 points, including eight in the fourth, to push Nebraska's lead to double digits. Markowski pitched in 14 points, including seven in the opening minutes of the final period, despite battling foul trouble. Weidner was huge in the second half, notching her first career double-double with all of her 13 points and eight of her career-high 15 rebounds after halftime. Shelley and Bourne combined to go 10-for-15 from three-point range, while Maryland went 4-for-16.

2022-23 GAME-BY-GAME BOX SCORES

NEBRASKA 82 WISCONSIN 54 LINCOLN, NEB., DEC. 7, 2022

Wisconsin	Min	FG	FT	RB	PF	A	ST	TP
Williams*	28	8-15	2-3	4	4	1	1	18
Schramek*	34	2-6	2-2	3	3	1	0	7
Pospisilova*	27	0-6	0-0	4	2	1	3	0
LaBarbera*	33	6-12	0-0	5	0	3	3	17
Hilliard*	29	2-7	1-1	3	1	2	1	5
Elleu	17	1-2	0-0	2	1	1	0	3
Krahn	16	1-4	0-2	1	0	0	1	3
Leuzinger	4	0-0	1-2	3	0	0	0	1
Porter	5	0-2	0-0	1	2	0	0	0
Copeland	5	0-1	0-0	0	0	0	1	0
White	2	0-1	0-0	0	0	0	0	0
Team Rebounds				8				
Totals	200	20-56	6-10	34	13	9	10	54

Nebraska	Min	FG	FT	RB	PF	A	ST	TP
Stewart*	22	4-5	1-2	6	2	0	1	10
Markowski*	27	3-10	0-0	12	2	0	2	6
Shelley*	34	12-19	0-0	5	0	4	0	31
Weidner*	30	5-7	2-2	5	2	7	1	13
Krull*	29	0-5	4-4	2	2	5	2	4
Moriarty	23	3-6	1-2	3	0	2	0	9
Coley	26	2-4	1-1	2	3	2	0	6
Hake	9	1-4	0-0	0	3	0	0	3
Team Rebounds				1				
Totals	200	30-60	9-11	36	14	20	6	82

	1st	2nd	3rd	4th	Final
Wisconsin	10	13	21	10	54
Nebraska	24	15	23	20	82

3FG: Wisconsin 8-24 (LaBarbera 5-7, Elleu 1-2, Krahn 1-4, Schramek 1-4, Williams 0-1, Porter 0-2). Nebraska 13-28 (Shelley 7-12, Moriarty 2-5, Coley 1-1, Stewart 1-1, Weidner 1-2, Hake 1-3, Markowski 0-1, Krull 0-3). **3FG%:** Wisconsin 33.3; Nebraska 46.4. **FG%:** Wisconsin 35.7; Nebraska 50.0. **FT%:** Wisconsin 60.0; Nebraska 81.4. **Steals:** Wisconsin 10 (LaBarbera, Pospisilova 3); Nebraska 6 (Krull, Markowski 2). **Blocked Shots:** Wisconsin 0; Nebraska 3 (Coley, Krull, Weidner 1). **Turnovers:** Wisconsin 14; Nebraska 21. **Technical Fouls:** None. **Officials:** Pethtel, Camy, K. Enterline. **Attendance:** 4,553.

Game Highlights: Jaz Shelley erupted for 31 points to lead the short-handed Huskers to an 82-54 win over Wisconsin at Pinnacle Bank Arena. Playing without injured starters Isabelle Bourne, Trinity Brady and Sam Haiby, the Huskers improved to 2-0 in Big Ten play behind a 15-0 run to end the first quarter. Shelley, who finished 7-of-12 from three-point range, scored 13 points in the quarter including a half-court buzzer-beater to close the run. She scored NU's final eight points of the period. Shelley added five rebounds and four assists. Allison Weidner contributed 13 points on 5-of-7 shooting while dishing out seven assists. Annika Stewart, who made her first career start in place of the injured Bourne, pitched in 10 points on 4-of-5 shooting while grabbing six rebounds. Kendall Moriarty contributed nine points including a pair of threes, as Nebraska hit 13-of-28 triples on the night. Alexis Markowski added six points and a game-high 12 rebounds. All eight players available to the Huskers scored at least three points in the game, including six from Kendall Coley, four from Maddie Krull and three from Callin Hake.

NEBRASKA 71 SAMFORD 46 LINCOLN, NEB., DEC. 10, 2022

Samford	Min	FG	FT	RB	PF	A	ST	TP
Ngulefac*	26	5-9	4-7	4	3	0	1	14
Cournoyer*	29	3-12	3-3	2	4	4	3	10
Wheeler*	17	1-6	0-0	6	1	0	0	2
Redmond*	35	0-2	0-0	1	0	2	0	0
Tarpley*	27	0-3	0-0	3	1	1	2	0
Heidger	17	4-6	1-2	2	3	2	0	9
Bowman	10	2-4	1-2	3	1	0	1	5
Lee	10	1-4	1-2	6	0	0	1	4
Marchbanks	21	1-7	0-0	4	1	3	1	2
Hatcher	8	0-1	0-0	0	0	0	0	0
Team Rebounds				6				
Totals	200	17-54	10-16	37	14	12	9	46

Nebraska	Min	FG	FT	RB	PF	A	ST	TP
Stewart*	19	3-11	1-1	5	2	1	0	8
Markowski*	32	7-12	1-2	15	3	0	0	16
Shelley*	35	6-14	1-2	3	1	6	1	15
Weidner*	31	5-10	3-4	11	3	1	5	15
Krull*	29	1-6	0-0	0	1	5	1	3
Moriarty	25	3-5	2-2	2	3	1	0	11
Hake	12	1-5	0-0	2	0	0	0	3
Coley	17	0-2	0-0	1	4	1	2	0
Team Rebounds				3				
Totals	200	26-65	8-11	42	17	15	9	71

	1st	2nd	3rd	4th	Final
Samford	9	7	17	13	46
Nebraska	7	8	29	27	71

3FG: Samford 2-15 (Lee 1-3, Cournoyer 1-5, Hatcher 0-1, Heidger 0-1, Marchbanks 0-1, Redmond 0-1, Wheeler 0-1, Tarpley 0-2). Nebraska 11-29 (Moriarty 3-3, Shelley 2-4, Weidner 2-4, Markowski 1-3, Krull 1-4, Hake 1-5, Stewart 1-5, Coley 0-1). **3FG%:** Samford 13.3; Nebraska 37.9. **FG%:** Samford 31.5; Nebraska 40.0. **FT%:** Samford 62.5; Nebraska 72.7. **Steals:** Samford 9 (Cournoyer 3); Nebraska 9 (Weidner 5). **Blocked Shots:** Samford 3 (Ngulefac 2); Nebraska 7 (Markowski, Coley 3). **Turnovers:** Samford 19; Nebraska 11. **Technical Fouls:** None. **Officials:** Krommenhoek, Enlund, Parker. **Attendance:** 4,645.

Game Highlights: Alexis Markowski and Allison Weidner both produced double-doubles to help Nebraska overcome the lowest scoring first half in school history on its way to a 71-46 win over Samford at Pinnacle Bank Arena. The Huskers managed just 15 points in the first 20 minutes and trailed 16-15 at halftime, as the two teams combined for the fewest points in a first half in the NU record book. After going 1-for-12 from three-point range in the first half, the Huskers connected on 10-of-17 threes in the second half. NU outscored Samford 30-0 from beyond the arc in the second half, on its way to a 56-30 edge in the final 20 minutes. Markowski led the Big Red with 16 points, 15 rebounds and three blocks for her 10th career double-double. Weidner added 15 points, 11 boards and five steals for her second double-double of the season. Jaz Shelley scored 10 of her 15 points in the fourth quarter, while adding six assists. Kendall Moriarty contributed a career-high 11 points - all in the second half - including a career-best 3-for-3 three-point shooting. Annika Stewart added eight points and five boards, while making her second straight start.

NEBRASKA 66 WYOMING 39 LINCOLN, NEB., DEC. 18, 2022

Wyoming	Min	FG	FT	RB	PF	A	ST	TP
Ellis*	19	3-8	0-2	1	1	0	0	6
Fertig*	22	2-7	0-0	5	3	1	1	4
Pedersen*	30	2-9	0-0	0	2	1	2	5
Weidemann*	35	3-10	2-2	1	0	2	1	10
Olson*	22	2-2	0-0	4	2	0	1	5
Mellema	18	2-4	0-0	0	4	0	0	4
Savic	13	0-2	0-0	2	5	1	0	0
Barnes	21	1-6	0-0	1	1	1	1	2
Ustowska	10	0-2	0-0	2	2	0	0	0
Wilborn	4	0-1	0-0	0	0	0	0	0
Salazar	3	0-0	0-0	1	0	0	0	0
Bull	2	0-0	0-0	1	0	1	0	0
Moyers	1	1-1	0-0	0	0	0	0	3
Team Rebounds				7				
Totals	200	16-52	2-4	25	20	7	6	39

Nebraska	Min	FG	FT	RB	PF	A	ST	TP
Stewart*	23	1-5	0-0	2	1	1	3	2
Markowski*	30	9-14	0-0	10	2	1	0	22
Shelley*	26	4-8	0-0	7	1	5	0	9
Weidner*	30	5-9	3-4	7	1	3	2	13
Krull*	26	1-2	0-0	2	0	0	1	2
Haiby	9	0-0	4-6	2	0	1	0	4
Coley	11	0-0	0-0	2	4	1	0	0
Moriarty	21	1-5	0-0	1	3	0	1	2
Mendelson	10	2-2	5-5	3	1	0	0	9
Hake	14	1-3	1-2	0	0	1	1	3
Team Rebounds				1				
Totals	200	24-48	13-17	37	13	13	8	66

	1st	2nd	3rd	4th	Final
Wyoming	11	9	14	5	39
Nebraska	14	13	19	20	66

3FG: Wyoming 5-21 (Weidemann 2-6, Moyers 1-1, Olson 1-1, Pedersen 1-4, Ustowska 0-1, Wilborn 0-1, Ellis 0-3, Barnes 0-4). Nebraska 5-15 (Markowski 4-5, Shelley 1-1, Hake 0-1, Weidner 0-1, Moriarty 0-3, Stewart 0-4). **3FG%:** Wyoming 23.8; Nebraska 33.3. **FG%:** Wyoming 30.8; Nebraska 50.0. **FT%:** Wyoming 50.0; Nebraska 76.5. **Steals:** Wyoming 6 (Pedersen 3); Nebraska 8 (Stewart 3). **Blocked Shots:** Wyoming 2 (Fertig, Salazar 1); Nebraska 7 (Markowski, Mendelson 3). **Turnovers:** Wyoming 21; Nebraska 20. **Technical Fouls:** None. **Officials:** Cruse, Berger, Parker. **Attendance:** 4,972.

Game Highlights: Alexis Markowski notched her fifth double-double and Maggie Mendelson made an impressive basketball debut, as Nebraska ran past Wyoming, 66-39, at Pinnacle Bank Arena. Markowski had game highs of 22 points, including the first seven, 10 rebounds and three blocks, while hitting 4-of-5 threes. Mendelson scored nine points in nine minutes on perfect shooting while adding three rebounds and three blocks. She scored five straight points midway through the third quarter to cap an 8-0 Husker run after the Cowgirls cut Nebraska's lead to four on back-to-back threes. NU added a 12-0 fourth-quarter run to push the lead to 66-36. Grace Moyers had Wyoming's only fourth quarter field goal in the closing seconds to produce the final score. Allison Weidner had another strong game for the Big Red with 13 points, seven rebounds, three assists and two steals to help Nebraska secure the 500th home win in school history.

2022-23 GAME-BY-GAME BOX SCORES

NEBRASKA 85 20/24 KANSAS 79 3OT LINCOLN, NEB., DEC. 21, 2022

Kansas	Min	FG	FT	RB	PF	A	ST	TP
Chatzileonti*	37	3-8	3-3	7	2	1	1	10
Jackson*	44	8-12	2-2	21	5	1	2	18
Kersgieter*	48	3-14	5-7	11	2	2	3	12
Franklin*	54	12-29	1-1	5	2	2	2	27
Prater*	36	2-16	3-6	10	5	2	1	7
Mayberry	37	1-10	0-0	1	3	4	2	2
Eltayeb	6	0-0	0-0	2	3	0	0	0
Strom	10	1-2	0-0	0	1	0	0	3
Papadopolou	3	0-0	0-0	1	1	1	0	0
Team Rebounds				10				
Totals	275	30-91	14-19	68	24	13	11	79

Nebraska	Min	FG	FT	RB	PF	A	ST	TP
Bourne*	33	4-10	0-0	3	4	3	0	10
Markowski*	42	6-15	4-6	10	5	3	2	18
Shelley*	51	9-19	2-3	6	1	6	1	24
Weidner*	22	1-5	2-2	3	0	2	1	4
Krull*	42	1-2	0-0	3	2	1	2	3
Stewart	7	0-4	2-2	0	0	0	0	2
Haiby	25	4-11	4-8	5	1	3	2	12
Moriarty	25	0-1	0-0	1	2	2	1	0
Mendelson	17	2-4	5-8	9	2	0	0	9
Coley	11	1-2	0-0	1	0	0	0	3
Team Rebounds				5				
Totals	275	28-73	19-29	46	17	20	9	85

	1st	2nd	3rd	4th	OT	OT	OT	Final
Kansas	13	16	18	13	2	8	9	79
Nebraska	15	22	14	9	2	8	15	85

3FG: Kansas 5-17 (Franklin 2-3, Strom 1-1, Chatzileonti 1-2, Kersgieter 1-7, Prater 0-1, Mayberry 0-3). Nebraska 10-26 (Shelley 4-9, Bourne 2-5, Markowski 2-5, Coley 1-1, Krull 1-2, Haiby 0-1, Moriarty 0-1, Weidner 0-1, Stewart 0-3). **3FG%:** Kansas 29.4; Nebraska 35.7. **FG%:** Kansas 33.0; Nebraska 38.4. **FT%:** Kansas 73.7; Nebraska 65.5. **Steals:** Kansas 11 (Kersgieter 3); Nebraska 9 (Haiby, Krull, Markowski 2). **Blocked Shots:** Kansas 6 (Prater 3); Nebraska 8 (Markowski, Mendelson, Weidner 2). **Turnovers:** Kansas 22; Nebraska 18. **Technical Fouls:** None. **Officials:** B. Morris, Thompson, Herriman. **Attendance:** 4,637.

Game Highlights: Jaz Shelley scored 10 points in overtime to finish with a team-high 24 in Nebraska's 85-79 3OT win over No. 20 Kansas at Pinnacle Bank Arena. Shelley, who added six rebounds and six assists, drained two threes in triple overtime to hand KU its first loss of the season while claiming NU's second win over an AP Top 25 team. Isabelle Bourne added a huge three with 33 seconds left to give NU the lead for good at 82-79 in an epic battle that featured ties at 55, 58, 60, 62, 64, 66, 68, 70, 75 and 79. The Huskers sealed the win with free throws from Sam Haiby and Maggie Mendelson. Haiby, playing in just her third game, came up with 12 points, five rebounds and three assists in a clutch effort after starting guard Allison Weidner suffered a season-ending leg injury in the fourth. Mendelson nearly added a double-double with nine points, nine rebounds and two blocks off the bench. Alexis Markowski played a huge role with 18 points and a team-high 10 rebounds for her third straight double-double. Markowski scored nine points in the second quarter to help NU build a 37-24 lead, before KU rallied to tie the game midway through the fourth.

14/19 MICHIGAN 76 NEBRASKA 59 LINCOLN, NEB., DEC. 28, 2022

Michigan	Min	FG	FT	RB	PF	A	ST	TP
Kiser*	39	6-11	3-6	7	1	3	0	18
Williams*	16	2-5	0-0	3	3	1	0	4
Nolan*	36	5-8	2-2	3	2	3	2	16
Phelia*	29	4-10	3-4	5	2	0	0	12
Brown*	35	8-12	4-5	8	3	7	1	20
Stuck	6	0-0	0-0	0	0	0	0	0
Kampschroeder	19	1-2	2-3	3	1	1	5	4
Evans	19	1-3	0-0	4	1	0	0	2
Crockett	1	0-1	0-0	0	1	0	0	0
Team Rebounds				4				
Totals	200	27-52	14-20	37	14	15	8	76

Nebraska	Min	FG	FT	RB	PF	A	ST	TP
Bourne*	26	3-9	0-0	8	2	3	0	6
Markowski*	24	2-5	1-4	8	3	0	0	5
Shelley*	38	6-12	7-9	2	0	5	1	21
Haiby*	13	2-5	2-2	0	1	0	1	6
Krull*	22	0-4	0-0	2	2	2	0	0
Moriarty	20	0-5	0-0	1	1	2	3	0
Mendelson	10	1-3	0-1	1	5	0	0	2
Stewart	18	3-10	1-2	6	3	0	0	8
Coley	9	0-2	0-0	1	2	1	0	0
Hake	19	3-5	2-2	1	0	0	0	11
Team Rebounds				5				
Totals	200	20-60	13-20	35	19	13	5	59

	1st	2nd	3rd	4th	Final
Michigan	19	16	16	25	76
Nebraska	5	21	15	18	59

3FG: Michigan 8-18 (Nolan 4-6, Kiser 3-5, Phelia 1-2, Crockett 0-1, Evans 0-1, Kampschroeder 0-1, Brown 0-2). Nebraska 6-26 (Hake 3-4, Shelley 2-4, Stewart 1-5, Coley 0-1, Mendelson 0-1, Krull 0-3, Moriarty 0-3, Bourne 0-5). **3FG%:** Michigan 44.4; Nebraska 23.1. **FG%:** Michigan 51.9; Nebraska 30.0. **FT%:** Michigan 70.0; Nebraska 65.0. **Steals:** Michigan 8 (Kampschroeder 5); Nebraska 4 (Moriarty 3). **Blocked Shots:** Michigan 1 (Kiser 1); Nebraska 4 (Mendelson 2). **Turnovers:** Michigan 14; Nebraska 14. **Technical Fouls:** None. **Officials:** Kantner, McConnell, Camy. **Attendance:** 8,150.

Game Highlights: Jaz Shelley scored a game-high 21 points, but Nebraska could not overcome ice-cold first-quarter shooting in a 76-59 loss to No. 14 Michigan in front of 8,150 fans at Pinnacle Bank Arena. The Wolverines opened with a 9-0 run and pushed the lead to 19-5 at the end of the first quarter. The Huskers went 2-for-13 and committed nine turnovers in the opening period. NU's five first-quarter points were its fewest since the inception of the quarter system in women's basketball. Michigan extended the lead to 16 points (30-14) in the second, before NU found its footing, outscoring the Wolverines 21-16 in the period to cut Michigan's lead to 35-26 at halftime. The Big Red kept charging in the third, trimming the deficit to six points at 47-41 after a pair of Callin Hake free throws. Hake finished with 11 points on 3-of-4 three-point shooting off the bench. Shelley added 2-for-4 three-point shooting on the night, but the rest of the Huskers went a combined 1-for-18 from long range. Michigan knocked down 8-of-18 threes, including 4-of-6 from Maddie Nolan, who finished with 16 points. Leigha Brown led Michigan with 20 points, while Emily Kiser contributed 18.

4/3 INDIANA 74 NEBRASKA 62 OT BLOOMINGTON, IND., JAN. 1, 2023

Nebraska	Min	FG	FT	RB	PF	A	ST	TP
Bourne*	39	6-11	1-1	7	3	0	2	15
Markowski*	30	3-7	3-3	6	3	0	0	10
Shelley*	42	2-11	0-0	7	1	6	4	5
Haiby*	25	4-8	1-2	5	4	4	0	10
Krull*	28	1-2	0-2	1	2	1	1	3
Moriarty	19	2-3	0-0	1	3	0	0	5
Mendelson	8	1-1	0-0	3	2	0	0	2
Hake	21	4-12	0-1	3	1	0	0	10
Coley	6	0-1	0-0	0	1	0	0	0
Stewart	7	1-4	0-0	1	1	1	0	2
Team Rebounds				4				
Totals	225	24-60	5-9	38	21	12	7	62

Indiana	Min	FG	FT	RB	PF	A	ST	TP
Holmes*	40	8-14	6-9	10	2	3	1	22
Garzon*	35	3-11	4-4	5	3	2	3	11
Scalia*	33	2-6	2-2	5	0	0	1	6
Moore-McNeil*	43	3-10	7-8	4	1	4	5	13
Parrish*	41	5-12	3-3	7	2	3	2	16
Bargesser	23	1-4	2-2	4	1	1	0	4
Sandvik	5	0-1	0-0	0	0	0	0	0
Meister	2	0-0	0-0	0	0	0	0	0
Geary	4	1-1	0-2	1	1	0	0	2
Team Rebounds				2				
Totals	225	23-59	24-30	38	10	13	12	74

	1st	2nd	3rd	4th	OT	Final
Nebraska	22	8	18	14	0	62
Indiana	19	12	16	15	12	74

3FG: Nebraska 9-22 (Bourne 2-5, Hake 2-6, Haiby 1-1, Krull 1-1, Markowski 1-1, Moriarty 1-2, Shelley 1-4, Stewart 0-1). Indiana 4-16 (Parrish 3-9, Garzon 1-4, Moore-McNeil 0-3). **3FG%:** Nebraska 40.9; Indiana 25.0. **FG%:** Nebraska 40.0; Indiana 39.0. **FT%:** Nebraska 55.6; Indiana 80.0. **Steals:** Nebraska 7 (Shelley 4); Indiana 12 (Moore-McNeil 5). **Blocked Shots:** Nebraska 2 (Bourne, Mendelson 1); Indiana 7 (Holmes 5). **Turnovers:** Nebraska 21; Indiana 13. **Technical Fouls:** None. **Officials:** Pethtel, Tiemann, Thompson. **Attendance:** 7,152.

Game Highlights: Nebraska took No. 4 Indiana down to the wire in regulation and forced overtime, but the Hoosiers hit shots in the extra period to escape with a 74-62 win over the Huskers at Simon Skjodt Assembly Hall. Isabelle Bourne led Nebraska with 15 points, including a steal and full-court layup with 2:20 left that gave the Big Red a 62-60 lead. Sydney Parrish, who finished with 16 points for the Hoosiers, sent the game to overtime on her basket with 1:50 left, as both teams missed multiple opportunities to win in regulation. Indiana outscored Nebraska 12-0 in the extra period, as Parrish and Yarden Garzon each scored five points. Garzon finished with 11 points, while Mackenzie Holmes led the Hoosiers with 22 points, 10 rebounds and five blocks on the day. Bourne led the Huskers with 15 points and seven rebounds, while Alexis Markowski pitched in 10 points and six boards. Sam Haiby also contributed in her second start of the season, finishing with 10 points, five rebounds and four assists. Callin Hake put up double figures for the second straight game with 10 points off the bench, while Jaz Shelley was held to just five points, but contributed seven rebounds, six assists and four steals for the Huskers.

2022-23 GAME-BY-GAME BOX SCORES

RUTGERS 57 NEBRASKA 45 PISCATAWAY, N.J., JAN. 7, 2023

Nebraska	Min	FG	FT	RB	PF	A	ST	TP
Bourne*	30	4-9	1-2	9	2	3	1	9
Markowski*	23	1-8	3-4	3	1	0	1	5
Shelley*	35	0-10	0-2	2	2	6	0	0
Haiby*	28	5-12	0-0	6	1	1	5	10
Krull*	33	3-6	4-4	5	3	1	3	11
Moriarty	11	0-2	0-0	0	0	0	0	0
Mendelson	12	2-4	0-2	2	4	0	0	4
Stewart	8	1-3	1-2	1	0	0	0	3
Hake	14	0-4	0-0	1	2	1	0	0
Coley	7	1-2	0-0	1	1	1	0	3
Team Rebounds				5				
Totals	200	17-60	9-16	35	16	13	10	45

Rutgers	Min	FG	FT	RB	PF	A	ST	TP
Lafayette*	14	1-3	1-1	4	0	0	0	3
Cornwell*	32	4-10	0-0	12	3	0	0	8
Brown*	17	2-3	0-0	3	3	0	0	4
Smikle*	36	5-19	7-8	6	3	3	4	20
Sidibe*	36	3-7	1-2	5	1	5	0	7
Carter	30	3-7	0-0	4	0	3	2	7
Streeter	11	0-3	0-0	0	1	0	0	0
Bates	24	3-5	0-0	5	4	0	0	8
Team Rebounds				7				
Totals	200	21-57	9-11	46	15	11	6	57

	1st	2nd	3rd	4th	Final
Nebraska	5	15	11	14	45
Rutgers	10	20	15	12	57

3FG: Nebraska 2-25 (Coley 1-1, Krull 1-3, Haiby 0-1, Markowski 0-1, Moriarty 0-2, Stewart 0-2, Bourne 0-3, Hake 0-4, Shelley 0-8). Rutgers 6-18 (Smikle 3-9, Bates 2-4, Carter 1-2, Streeter 0-3). **3FG%:** Nebraska 8.0; Rutgers 33.3. **FG%:** Nebraska 28.3; Rutgers 36.8. **FT%:** Nebraska 56.3; Rutgers 81.8. **Steals:** Nebraska 10 (Haiby 5); Rutgers 6 (Smikle 4). **Blocked Shots:** Nebraska 5 (Markowski 3); Rutgers 4 (Sidibe 2). **Turnovers:** Nebraska 13; Rutgers 21. **Technical Fouls:** None. **Officials:** Enlund, Garland, Goode. **Attendance:** 3,223.

Game Highlights: Nebraska struggled through its worst shooting game of the season in a 57-45 loss at Rutgers. The Huskers missed their first 21 three-point attempts, before Maddie Krull connected from beyond the arc with 4:44 left in the game. Kendall Coley added a second three two minutes later, as the Huskers finished 2-for-25. On the flip side, Rutgers hit 6-of-18 threes to account for the difference in the final score. The Scarlet Knights missed their first six threes of the game until knocking down four straight to end the first half. The Rutgers outburst came after Nebraska cut a nine-point Scarlet Knight lead to 16-15 midway through the second quarter. Rutgers closed the half with a 30-20 edge, and Nebraska was unable to get closer than six points the rest of the way. Krull led NU with 11 points and season highs of five rebounds and three steals. Sam Haiby added 10 points, six rebounds and five steals. Isabelle Bourne nearly notched a double-double with nine points and nine rebounds to go along with three assists. Bourne scored Nebraska's first four points, but Nebraska managed just five points in the first quarter, matching the school record for fewest points in the opening period. Kaylene Smikle led Rutgers with 20 points.

NEBRASKA 80 PENN STATE 51 LINCOLN, NEB., JAN. 11, 2023

Penn St.	Min	FG	FT	RB	PF	A	ST	TP
Pinto*	26	0-3	3-4	5	3	2	6	3
Williamson*	15	2-5	1-2	4	1	1	0	5
Ciezi*	27	4-9	0-0	1	1	1	1	10
Kapinus*	23	1-10	1-2	5	3	0	1	3
Marisa*	32	5-19	3-4	1	0	3	3	14
Cash	8	0-2	0-0	3	3	0	0	0
Camden	12	1-2	0-0	1	0	1	1	3
Thompson	23	4-9	2-4	2	2	0	1	11
Brigham	10	0-1	0-0	1	2	0	0	0
Dia	10	0-1	0-0	4	0	1	2	0
Tensaie	7	0-1	0-0	1	0	0	0	0
Thomas	7	1-1	0-0	2	0	0	0	2
Team Rebounds				4				
Totals	200	18-63	10-16	34	15	9	15	51

Nebraska	Min	FG	FT	RB	PF	A	ST	TP
Bourne*	29	4-9	0-0	4	0	1	0	10
Markowski*	26	4-8	3-4	15	2	1	1	11
Shelley*	33	4-9	0-0	8	1	10	3	10
Haiby*	26	2-10	3-3	6	0	4	2	7
Krull*	26	5-10	1-1	2	4	1	2	14
Moriarty	14	1-4	0-0	2	1	2	2	3
Stewart	10	2-3	0-0	1	0	2	0	5
Hake	18	6-9	0-0	1	1	1	1	16
Coley	6	0-0	0-0	2	1	1	0	0
Mendelson	12	2-5	0-0	3	1	1	0	4
Team Rebounds				7				
Totals	200	30-67	7-8	51	11	24	11	80

	1st	2nd	3rd	4th	Final
Penn State	10	18	10	13	51
Nebraska	21	20	17	22	80

3FG: Penn State 5-21 (Ciezi 2-4, Camden 1-2, Thompson 1-3, Marisa 1-8, Kapinus 0-1, Tensaie 0-1, Pinto 0-2). Nebraska 13-28 (Hake 4-6, Krull 3-5, Shelley 2-3, Bourne 2-6, Stewart 1-1, Moriarty 1-3, Haiby 0-2, Markowski 0-2). **3FG%:** Penn State 23.8; Nebraska 46.4. **FG%:** Penn State 28.6; Nebraska 44.8. **FT%:** Penn State 62.5; Nebraska 87.5. **Steals:** Penn State 15 (Pinto 6); Nebraska 11 (Shelley 3). **Blocked Shots:** Penn State 4 (Brigham, Dia, Kapinus, Williamson 1); Nebraska 6 (Haiby, Shelley, Stewart 2). **Turnovers:** Penn State 19; Nebraska 22. **Technical Fouls:** None. **Officials:** Grinter, Suffren, M. Brooks. **Attendance:** 4,526.

Game Highlights: Nebraska bounced back from its worst shooting day of the season by sinking 13 three-pointers and dominating the glass in an 80-51 win over Penn State. Callin Hake led five Huskers in double figures with 16 points on 4-of-6 three-point shooting, while Maddie Krull pitched in 14 points and a trio of threes. Alexis Markowski added her seventh double-double of the season with 11 points and 15 rebounds, while Jaz Shelley contributed her first double-double of the year with 10 points and 10 assists to go with eight rebounds. Isabelle Bourne put up 10 points, including a fourth-quarter layup that made her Nebraska's 36th all-time 1,000-point scorer. NU controlled the glass, 51-34, including 18 offensive rebounds. The Huskers had 10 offensive boards in the first quarter alone to take a 21-10 lead after 10 minutes. The Huskers pushed the margin to 58-38 after three quarters before opening the fourth with a 14-0 run that helped give Coach Amy Williams her 300th career victory.

3/3 OHIO STATE 76 NEBRASKA 67 LINCOLN, NEB., JAN. 14, 2023

Ohio St.	Min	FG	FT	RB	PF	A	ST	TP
Mikulasikova*	35	10-19	2-2	7	2	2	2	25
McMahon*	23	2-4	3-5	5	4	5	0	7
Harris*	34	2-8	2-2	8	4	4	1	7
Thierry*	40	6-6	1-1	8	1	1	2	13
Mikesell*	40	6-14	0-0	3	1	3	0	14
Bristow	18	2-3	2-2	6	4	3	1	8
Walker	5	1-1	0-0	1	0	0	0	2
Shumate	5	0-1	0-0	0	1	0	0	0
Team Rebounds				2				
Totals	200	29-56	10-12	40	17	18	6	76

Nebraska	Min	FG	FT	RB	PF	A	ST	TP
Bourne*	26	6-10	1-4	8	4	2	0	13
Markowski*	33	7-15	1-3	8	2	0	0	15
Shelley*	36	2-12	1-1	4	1	6	5	6
Haiby*	31	6-16	3-3	7	0	3	2	16
Krull*	23	1-6	0-0	1	2	1	1	2
Hake	21	4-9	0-0	2	3	3	1	11
Moriarty	9	0-1	0-0	0	0	2	0	0
Stewart	10	1-3	0-0	1	0	0	1	2
Mendelson	5	1-4	0-0	1	0	1	1	2
Coley	6	0-0	0-0	0	1	0	0	0
Team Rebounds				7				
Totals	200	28-76	6-11	39	13	18	11	67

	1st	2nd	3rd	4th	Final
Ohio State	25	17	20	14	76
Nebraska	12	20	18	17	67

3FG: Ohio State 8-15 (Mikulasikova 3-4, Bristow 2-2, Mikesell 2-4, Harris 1-5). Nebraska 5-27 (Hake 3-6, Haiby 1-3, Shelley 1-6, Mendelson 0-1, Moriarty 0-1, Bourne 0-2, Stewart 0-2, Krull 0-3, Markowski 0-3). **3FG%:** Ohio State 53.3; Nebraska 18.5. **FG%:** Ohio State 51.8; Nebraska 36.8. **FT%:** Ohio State 83.3; Nebraska 54.5. **Steals:** Ohio State 6 (Mikulasikova, Thierry 2); Nebraska 11 (Shelley 5). **Blocked Shots:** Ohio State 6 (Thierry 2); Nebraska 2 (Markowski, Shelley 1). **Turnovers:** Ohio State 18; Nebraska 12. **Technical Fouls:** None. **Officials:** Jones, Tiemann, Seales. **Attendance:** 5,879.

Game Highlights: Nebraska trailed by 17 points in the second quarter before rallying to cut the margin to just three in the third, but the Huskers could not complete the comeback in a 76-67 loss to unbeaten and No. 3 Ohio State at Pinnacle Bank Arena. The Big Red started cold from the field before Callin Hake came off the bench to hit a trio of first-half three-pointers. Hake, who finished with 11 points for her fourth double-figure effort of the season, helped Nebraska trim Ohio State's lead to 42-32 at the half. The Huskers opened the second half with a 7-0 run sparked by five straight points from Sam Haiby, who finished with 16 points and seven rebounds. After cutting OSU's lead to 42-39, NU still trailed 48-45 with four minutes left in the third before the Buckeyes surged late in the quarter behind nine straight points from Rebeka Mikulasikova. The OSU forward finished with a game-high 25 points, including a trio of three-pointers. Nebraska tried to respond, but the Huskers missed their first 13 three-point attempts of the second half, as Ohio State took its largest lead at 18 points midway through the fourth. However, the Huskers refused to quit and cut the margin back to nine points by the closing minute.

2022-23 GAME-BY-GAME BOX SCORES

NEBRASKA 71

PURDUE 64

WEST LAFAYETTE, IND., JAN. 18, 2023

Nebraska	Min	FG	FT	RB	PF	A	ST	TP
Bourne*	29	1-5	0-0	1	2	1	0	3
Markowski*	25	8-14	2-3	10	3	2	0	19
Shelley*	38	0-3	4-4	5	2	3	0	4
Haiby*	32	5-16	3-4	4	2	3	3	14
Hake*	21	2-6	3-4	3	1	1	0	8
Mendelson	8	0-2	0-0	1	1	0	0	0
Stewart	4	0-0	0-0	1	1	0	0	0
Moriarty	15	2-3	3-4	0	1	0	0	8
Krull	28	6-11	2-2	3	0	1	2	15
Team Rebounds				3				
Totals	200	24-60	17-21	31	13	11	5	71

Purdue	Min	FG	FT	RB	PF	A	ST	TP
Harper*	29	3-7	8-8	4	3	0	0	15
Terry*	28	2-6	3-6	8	2	2	2	8
Learn*	14	1-4	0-0	2	4	1	0	2
Ellis*	38	7-12	2-2	6	2	1	1	20
Layden*	32	0-3	0-0	1	3	4	2	0
Petree	8	0-2	0-0	1	0	0	0	0
Smith	23	4-10	2-2	7	1	4	0	11
Hardin	21	2-5	0-0	1	1	1	1	6
Woltman	7	1-1	0-0	1	2	0	0	2
Team Rebounds				2				
Totals	200	20-50	15-18	33	18	13	6	64

	1st	2nd	3rd	4th	Final
Nebraska	19	11	18	23	71
Purdue	16	15	25	8	64

3FG: Nebraska 6-22 (Moriarty 1-2, Bourne 1-3, Haiby 1-3, Markowski 1-3, Krull 1-4, Hake 1-5, Shelley 0-2). **Purdue 9-23** (Ellis 4-7, Hardin 2-4, Harper 1-2, Terry 1-2, Smith 1-4, Petree 0-1, Layden 0-3). **3FG%:** Nebraska 27.3; Purdue 39.1. **FG%:** Nebraska 40.0; Purdue 40.0. **FT%:** Nebraska 81.0; Purdue 83.3. **Steals:** Nebraska 5 (Haiby 3); Purdue 6 (Layden, Terry 2). **Blocked Shots:** Nebraska 3 (Bourne, Markowski, Stewart 1); Purdue 2 (Ellis, Terry 1). **Turnovers:** Nebraska 11; Purdue 17. **Technical Fouls:** None. **Officials:** Cross, Enlund, Knight. **Attendance:** 2,796.

Game Highlights: Alexis Markowski scored 11 of her team-high 19 points to help Nebraska outscore Purdue 23-8 in the fourth quarter on its way to a 71-64 come-from-behind win over the Boilermakers at Mackey Arena. Markowski posted her eighth double-double of the season by adding a game-high 10 rebounds, including six in the fourth quarter. The Big Red, which trailed 50-41 with less than three minutes left in the third quarter, used a 7-0 run that began with a three-pointer from Kendall Moriarty and ended with back-to-back buckets by Markowski to turn a 60-55 deficit into a 62-60 lead with 4:32 left in the game. Jeanae Terry stopped NU's run with a free throw with 3:11 left, but Maddie Krull, who finished with 15 points off the bench despite battling illness, answered with a huge three to put NU up 65-61 with 2:47 to play. Markowski added her final basket to make it 67-61, before Terry ended a 5:30 field goal drought for Purdue with a three-pointer. Jaz Shelley closed the win with four straight free throws. Sam Haiby played a strong all-around game with 14 points, four rebounds, three assists and three steals. Moriarty added eight off the bench, while Callin Hake contributed eight in her first career start in place of Krull. Abbey Ellis led Purdue with 20 points, including 17 in the first half.

11/11 MARYLAND 69

NEBRASKA 54

LINCOLN, NEB., JAN. 22, 2023

Maryland	Min	FG	FT	RB	PF	A	ST	TP
Masonius*	27	2-8	2-2	7	1	1	2	7
Sellers*	34	6-12	7-8	11	4	3	2	20
Miller*	31	5-14	8-11	5	4	3	1	18
Meyers*	25	2-7	2-4	3	3	0	3	7
Pinzan*	13	1-3	0-0	3	0	0	0	2
Alexander	27	1-6	3-4	5	4	1	0	5
Briggs	21	2-12	0-0	7	2	1	1	5
Reynolds	7	0-1	0-0	1	1	0	0	0
McDaniel	9	1-2	1-4	1	2	0	1	3
Cooke	5	0-1	2-4	1	1	1	1	2
Sciolla	1	0-0	0-0	0	0	0	0	0
Team Rebounds				3				
Totals	200	20-66	25-37	47	22	10	11	69

Nebraska	Min	FG	FT	RB	PF	A	ST	TP
Bourne*	23	2-6	1-2	2	5	0	0	5
Markowski*	16	0-3	2-4	10	4	0	0	2
Shelley*	34	4-12	0-0	6	1	4	0	10
Haiby*	33	2-10	5-7	12	3	1	9	
Krull*	23	2-7	2-2	2	4	2	1	7
Hake	17	2-10	0-0	3	2	0	0	6
Moriarty	16	1-5	0-0	4	4	0	0	2
Stewart	19	4-5	1-3	9	1	0	0	9
Mendelson	10	0-0	0-2	2	1	0	0	0
Coley	10	2-4	0-0	6	2	2	0	4
Team Rebounds				0				
Totals	200	19-62	11-20	56	27	11	2	54

	1st	2nd	3rd	4th	Final
Maryland	18	19	18	14	69
Nebraska	6	8	20	20	54

3FG: Maryland 4-18 (Meyers 1-1, Masonius 1-2, Briggs 1-4, Sellers 1-4, Pinzan 0-1, Miller 0-3, Alexander 0-3). **Nebraska 5-27** (Shelley 2-6, Hake 2-7, Krull 1-5, Stewart 0-1, Coley 0-2, Bourne 0-2, Markowski 0-2, Haiby 0-2). **3FG%:** Maryland 22.2; Nebraska 18.5. **FG%:** Maryland 30.3; Nebraska 30.6. **FT%:** Maryland 67.6; Nebraska 55.0. **Steals:** Maryland 11 (Meyers 3); Nebraska 2 (Haiby, Krull 1). **Blocked Shots:** Maryland 5 (Miller 2); Nebraska 3 (Bourne, Markowski, Stewart 1). **Turnovers:** Maryland 10; Nebraska 22. **Technical Fouls:** None. **Officials:** Pethel, Camy, Steratore. **Attendance:** 5,715.

Game Highlights: Sam Haiby and Annika Stewart just missed double-doubles, but Nebraska could not overcome a slow start in a 69-54 loss to No. 11 Maryland at Pinnacle Bank Arena. The Huskers hit 4-of-24 shots and committed 14 turnovers in the first half to trail 37-14 at halftime. The 14 points were the fifth fewest ever scored by a Husker team in a first half. Despite the struggles, NU refused to quit, outscoring Maryland 20-18 in the third quarter and 20-14 in the fourth. In the second half, Nebraska hit 15 field goals, compared to just eight for the Terps, but Maryland outscored Nebraska 14-6 at the free throw line in the half. For the game, Nebraska outshot Maryland from the floor (.306-.303), including one more three-pointer than the Terps, but Maryland outscored the Huskers 25-11 at the free throw line. Nebraska was whistled for a season-high 27 fouls, which resulted in an opponent season-high 37 free throws. The Big Red won the rebounding battle, 56-47, but the Terps won the turnover fight, 22-10. Maryland outscored NU 22-4 in points off turnovers, including 17-0 in the first half.

10/8 IOWA 80

NEBRASKA 76

IOWA CITY, IOWA, JAN. 28, 2023

Nebraska	Min	FG	FT	RB	PF	A	ST	TP
Bourne*	33	7-10	0-1	3	3	1	0	14
Markowski*	29	4-10	3-4	11	4	0	2	12
Shelley*	39	4-13	1-1	5	3	11	2	10
Haiby*	30	5-10	5-5	4	2	2	2	16
Krull*	31	5-9	0-0	4	2	3	0	13
Hake	11	2-5	0-0	0	0	1	0	6
Moriarty	9	0-2	0-0	1	1	0	0	0
Stewart	11	2-3	0-0	1	2	0	0	5
Mendelson	4	0-0	0-0	1	2	2	2	0
Coley	3	0-2	0-0	0	1	0	0	0
Team Rebounds				2				
Totals	200	29-64	9-11	32	20	20	8	76

Iowa	Min	FG	FT	RB	PF	A	ST	TP
Czinano*	32	7-10	3-3	7	2	1	1	17
Davis*	27	2-5	0-0	4	3	1	0	5
Martin*	33	2-4	1-2	5	0	6	3	6
Clark*	37	9-26	10-12	12	1	9	3	33
Marshall*	34	3-7	0-0	5	3	1	0	7
Stuelke	21	4-9	4-5	2	2	0	0	12
Affolter	12	0-2	0-0	3	1	0	0	0
Ediger	1	0-0	0-0	0	0	0	0	0
O'Grady	3	0-1	0-0	2	0	0	0	0
Team Rebounds				3				
Totals	200	27-64	18-22	43	12	18	7	80

	1st	2nd	3rd	4th	Final
Nebraska	21	9	20	26	76
Iowa	15	26	26	13	80

3FG: Nebraska 9-30 (Krull 3-5, Hake 2-5, Stewart 1-2, Haiby 1-3, Markowski 1-5, Shelley 1-7, Bourne 0-1, Coley 0-2). **Iowa 8-22** (Clark 5-12, Martin 1-2, Marshall 1-3, Davis 1-4, Affolter 0-1). **3FG%:** Nebraska 30.0; Iowa 36.4. **FG%:** Nebraska 45.3; Iowa 42.2. **FT%:** Nebraska 81.8; Iowa 81.8. **Steals:** Nebraska 8 (Haiby, Markowski, Mendelson, Shelley 2); Iowa 7 (Clark, Martin 3). **Blocked Shots:** Nebraska 2 (Shelley 2); Iowa 2 (Clark, Martin 1). **Turnovers:** Nebraska 12; Iowa 15. **Technical Fouls:** None. **Officials:** Grinter, Cross, Hall. **Attendance:** 13,843.

Game Highlights: Alexis Markowski and Jaz Shelley recorded double-doubles to lead five Huskers in double figures, but No. 10 Iowa held off Nebraska, 80-76, at Carver-Hawkeye Arena. Sam Haiby led the Big Red with 16 points, while Isabelle Bourne pitched in 14 on 7-of-10 shooting. Markowski notched her ninth double-double of the year with 12 points and a team-high 11 rebounds, while Shelley added 10 points and a game-high 11 assists. Maddie Krull rounded out the Huskers in double figures with 13 points, including a trio of three-pointers. Nebraska started strong, jumping to a 21-11 first-quarter lead. However, Iowa answered with a 24-2 surge to take a 41-30 halftime lead. The Hawkeyes led 67-50 after three quarters before the Huskers answered with a 12-0 run to start the fourth. Although Nebraska shaved 13 points off the lead in the fourth, the Huskers couldn't complete the comeback. Caitlin Clark led Iowa with 33 points, 12 rebounds and nine assists, while Monika Czinano added 17 points and seven boards. Hannah Stuelke contributed 12 points off the bench. Nebraska outshot Iowa (.453-.422) from the field and hit one more three-pointer than the Hawkeyes (9-8), but Iowa outscored Nebraska 18-9 at the free throw line.

2022-23 GAME-BY-GAME BOX SCORES

NEBRASKA 71 MICHIGAN STATE 67 LINCOLN, NEB., FEB. 2, 2023

Mich. St.	Min	FG	FT	RB	PF	A	ST	TP
Alexander*	14	2-6	0-0	3	5	0	2	4
Hagemann*	34	4-11	9-11	5	4	5	5	17
McDaniel*	17	1-6	2-2	2	0	2	0	4
Ekh*	32	5-9	2-2	2	3	0	1	15
Joiner*	34	6-10	0-2	6	4	2	5	13
Kimball	10	0-2	0-0	0	0	1	1	0
Hallock	6	0-2	0-2	0	1	0	0	0
Parks	26	5-8	1-3	6	5	0	1	11
Ozment	21	1-3	0-0	3	2	2	3	2
Visscher	3	0-0	1-2	0	0	0	0	1
Ayrault	3	0-0	0-0	0	1	0	0	0
Team Rebounds				2				
Totals	200	24-57	15-24	29	25	12	18	67

Nebraska	Min	FG	FT	RB	PF	A	ST	TP
Bourne*	31	8-10	3-7	9	1	0	3	20
Markowski*	27	3-7	5-8	13	2	1	1	11
Shelley*	37	2-10	2-2	5	2	6	1	8
Haiby*	32	4-14	3-5	10	4	3	4	11
Krull*	35	1-3	2-2	2	3	5	2	5
Hake	14	3-4	0-0	1	1	1	0	8
Mendelson	3	0-1	0-0	0	0	0	0	0
Moriarty	9	1-2	0-0	0	1	0	1	3
Stewart	10	1-3	2-2	2	4	0	0	5
Coley	2	0-0	0-0	0	1	0	0	0
Team Rebounds				3				
Totals	200	23-54	17-26	45	19	16	12	71

	1st	2nd	3rd	4th	Final
Michigan State	10	12	18	27	67
Nebraska	14	26	13	18	71

3FG: Michigan State 4-19 (Ekh 3-6, Joiner 1-2, Hallock 0-1, Kimball 0-1, Ozment 0-1, McDaniel 0-2, Hagemann 0-6). Nebraska 8-24 (Hake 2-3, Shelley 2-9, Bourne 1-2, Moriarty 1-2, Krull 1-3, Stewart 1-3, Haiby 0-2). **3FG%:** Michigan State 21.1; Nebraska 33.3. **FG%:** Michigan State 42.1; Nebraska 42.6. **FT%:** Michigan State 62.5; Nebraska 65.4. **Steals:** Michigan State 18 (Hagemann, Joiner 5); Nebraska 12 (Haiby 4). **Blocked Shots:** Michigan State 1 (Alexander 1); Nebraska 5 (Bourne, Shelley 2). **Turnovers:** Michigan State 19; Nebraska 27. **Technical Fouls:** None. **Officials:** Pethtel, Krommehoek, Brooks. **Attendance:** 4,549.

Game Highlights: Isabelle Bourne produced 20 points and nine rebounds, while Alexis Markowski and Sam Haiby each notched double-doubles to power Nebraska to a 71-67 win over Michigan State at Pinnacle Bank Arena. Markowski finished with 11 points and a game-high 13 rebounds for her 10th double-double of the year, while Haiby added her first with 11 points and 10 boards. Bourne went 5-for-5 from the floor to help Nebraska jump to a 40-22 halftime lead. The Huskers went 16-for-31 in the half, including 6-for-16 from three-point range while out-rebounding the Spartans and winning the first-half turnover battle. NU built the lead to 21 points in the third, but a 12-0 Spartan run midway through the fourth pulled MSU within 61-59. It got as close as 68-67 with 11 seconds left after a five-point possession by Michigan State, before Markowski sealed the win with a pair of free throws with three seconds left. NU did not hit a field goal in the final seven minutes, but the Spartans sent NU to the line 17 times in the fourth quarter.

NEBRASKA 78 NORTHWESTERN 66 EVANSTON, ILL., FEB. 6, 2023

Nebraska	Min	FG	FT	RB	PF	A	ST	TP
Bourne*	34	5-11	7-9	8	4	2	1	18
Markowski*	23	4-7	2-5	10	5	1	0	11
Shelley*	37	2-9	6-8	8	0	7	2	12
Haiby*	35	4-9	7-8	5	3	1	1	17
Krull*	28	1-3	2-2	2	1	0	0	5
Hake	11	0-0	0-0	0	1	1	0	0
Stewart	10	2-3	2-2	2	4	0	0	8
Mendelson	8	2-6	0-0	1	2	0	1	4
Moriarty	14	1-3	0-0	2	2	3	0	3
Team Rebounds				11				
Totals	200	21-51	26-34	49	22	15	5	78

Northwestern	Min	FG	FT	RB	PF	A	ST	TP
Walsh*	19	3-11	0-0	3	2	0	1	8
Mott*	14	3-5	7-10	3	3	0	1	13
Rainey*	33	3-7	0-0	4	4	4	3	8
Wood*	38	5-15	1-1	4	2	4	3	12
McWilliams*	5	0-1	0-0	0	0	0	0	0
Shaw	27	3-8	6-9	5	4	3	4	12
Lau	35	2-10	1-2	4	3	6	2	5
Brown	17	1-5	2-2	3	4	0	0	5
Goodchild	5	1-3	0-0	0	0	0	0	2
Weaver	7	0-1	1-2	0	3	0	0	1
Team Rebounds				8				
Totals	200	21-66	18-26	34	25	17	14	66

	1st	2nd	3rd	4th	Final
Nebraska	30	7	19	22	78
Northwestern	15	10	9	32	66

3FG: Nebraska 10-21 (Haiby 2-2, Stewart 2-3, Shelley 2-6, Markowski 1-1, Krull 1-2, Moriarty 1-3, Bourne 1-4). Northwestern 6-20 (Rainey 2-4, Walsh 2-4, Brown 1-2, Wood 1-4, Lau 0-4). **3FG%:** Nebraska 47.6; Northwestern 30.0. **FG%:** Nebraska 41.2; Northwestern 31.8. **FT%:** Nebraska 76.5; Northwestern 69.2. **Steals:** Nebraska 5 (Shelley 2); Northwestern 14 (Shaw 4). **Blocked Shots:** Nebraska 7 (Shelley 4); Northwestern 8 (Walsh 3). **Turnovers:** Nebraska 24; Northwestern 11. **Technical Fouls:** None. **Officials:** Dickerson, Hall, Goode. **Attendance:** 1,459.

Game Highlights: Isabelle Bourne scored 18 points to fuel four Huskers in double figures, as Nebraska led from start to finish in a 78-66 win over Northwestern at Welsh-Ryan Arena. Alexis Markowski finished with 11 points and 10 rebounds, while Jaz Shelley added 12 points, eight rebounds and seven assists. Sam Haiby also played a major role with 17 points. Bourne scored nine of Nebraska's first 11 points to push the Huskers to a 30-15 lead at the end of one quarter. The Big Red hit six threes in the first 10 minutes, including a pair from Annika Stewart, who finished with eight first-quarter points. Both teams struggled the next 16 minutes. The Huskers led 37-25 at the half, and scored just five points in the first six minutes of the third quarter before erupting for 14 points to close the period and build a 56-34 lead. Northwestern refused to quit, playing an ultra aggressive and physical trapping style in the final 10 minutes. The Wildcats forced 11 Nebraska turnovers in the fourth quarter, but the Huskers hit 18-of-25 free throws in the period to seal the win. Northwestern posted a 24-11 turnover margin, but Nebraska won the battle of the boards, 49-34.

ILLINOIS 72 NEBRASKA 64 LINCOLN, NEB., FEB. 9, 2023

Illinois	Min	FG	FT	RB	PF	A	ST	TP
Shoup-Hill*	28	0-3	0-0	6	3	1	0	0
Bostic*	32	5-7	1-1	10	4	1	0	11
Bryant*	9	1-2	0-0	0	0	0	0	3
Cook*	36	9-22	4-4	5	4	4	2	22
McKenzie*	36	6-16	4-5	7	3	2	2	16
Lopes	5	1-2	0-0	1	4	0	0	2
Peebles	19	2-5	0-0	0	0	1	0	6
Oden	28	5-9	1-1	6	4	0	0	12
Ndour	1	0-0	0-0	0	0	0	0	0
Taponen	1	0-0	0-0	0	0	0	0	0
Rhodes	5	0-0	0-0	1	1	0	2	0
Team Rebounds				1				
Totals	200	29-66	10-11	37	23	9	6	72

Nebraska	Min	FG	FT	RB	PF	A	ST	TP
Bourne*	31	4-13	1-2	5	0	2	2	11
Markowski*	30	6-12	1-6	11	2	1	1	14
Shelley*	36	1-6	10-10	8	4	2	1	12
Haiby*	34	3-7	9-11	8	3	4	0	15
Krull*	22	2-4	2-3	4	3	0	1	7
Hake	22	1-4	0-0	0	1	1	1	3
Stewart	9	0-3	2-2	2	2	0	0	2
Moriarty	6	0-1	0-0	0	0	0	0	0
Coley	8	0-2	0-0	0	1	0	1	0
Mendelson	2	0-0	0-0	0	1	0	0	0
Team Rebounds				3				
Totals	200	17-52	25-34	41	17	10	7	64

	1st	2nd	3rd	4th	Final
Illinois	15	14	20	23	72
Nebraska	18	19	14	13	64

3FG: Illinois 4-17 (Peebles 2-5, Bryant 1-2, Oden 1-3, Shoup-Hill 0-2, Cook 0-5). Nebraska 5-21 (Bourne 2-5, Krull 1-2, Markowski 1-2, Hake 1-3, Haiby 0-1, Moriarty 0-1, Coley 0-2, Stewart 0-2, Shelley 0-3). **3FG%:** Illinois 23.5; Nebraska 23.8. **FG%:** Illinois 43.9; Nebraska 32.7. **FT%:** Illinois 90.9; Nebraska 73.5. **Steals:** Illinois 6 (Cook, McKenzie, Rhodes 2); Nebraska 7 (Bourne 2). **Blocked Shots:** Illinois 3 (Peebles 2); Nebraska 3 (Shelley 2). **Turnovers:** Illinois 9; Nebraska 14. **Technical Fouls:** None. **Officials:** McConnell, Jones, Thompson. **Attendance:** 4,369.

Game Highlights: Sam Haiby scored 15 points to lead four Huskers in double figures, but Illinois worked its way to a 72-64 win over Nebraska at Pinnacle Bank Arena. Alexis Markowski added her fourth straight double-double with 14 points and a game-high 11 rebounds, while Jaz Shelley contributed 12 points and eight boards. Isabelle Bourne rounded out four Huskers in double figures with 11 points. NU built a double-digit first-half lead with strong play inside from Bourne and Markowski who combined for 23 points on 9-of-13 shooting to go with 11 rebounds. The Huskers took a 37-29 lead to halftime and maintained a 51-41 edge with 90 seconds left in the third quarter. Illinois closed the period on an 8-0 run that included back-to-back three-point plays from Makira Cook and Jayla Oden. The Illini continued the run with 12 straight points to open the fourth, including seven from Oden, who finished with 12 points off the bench. Cook capped the 20-0 Illinois run with a jumper to give the Illini a 61-51 lead with 5:15 left. Haiby and Shelley helped Nebraska back within 68-64 with 1:30 left, but the Huskers could get no closer.

2022-23 GAME-BY-GAME BOX SCORES

#12 MICHIGAN 80 NEBRASKA 75

ANN ARBOR, MICH., FEB. 12, 2023

Nebraska	Min	FG	FT	RB	PF	A	ST	TP
Bourne*	28	8-11	0-0	6	3	1	0	18
Markowski*	38	5-14	5-7	18	4	0	0	18
Shelley*	37	5-12	2-2	2	5	10	3	14
Haiby*	31	4-9	1-2	4	3	5	0	10
Krull*	25	2-2	0-0	2	3	0	0	5
Moriarty	12	1-1	0-2	1	2	0	0	3
Mendelson	4	0-1	0-0	1	1	0	0	0
Hake	10	1-4	2-2	0	0	1	0	5
Stewart	10	1-4	0-0	1	3	1	0	2
Coley	5	0-0	0-0	0	1	0	0	0
Team Rebounds				2				
Totals	200	27-58	10-15	37	25	18	3	75

Michigan	Min	FG	FT	RB	PF	A	ST	TP
Kiser*	39	7-16	1-4	5	2	2	0	15
Williams*	11	1-3	0-0	2	2	0	1	2
Nolan*	39	3-6	5-6	2	2	1	0	13
Hobbs*	20	4-7	1-1	5	2	0	1	10
Brown*	35	6-13	9-13	5	2	10	3	21
Wiggins	11	0-0	1-2	1	0	0	0	1
Evans	19	3-5	0-0	3	4	1	2	6
Stuck	11	2-3	0-0	1	2	0	0	5
Crockett	15	3-3	0-2	3	2	1	0	7
Team Rebounds				1				
Totals	200	29-56	17-28	28	18	15	7	80

	1st	2nd	3rd	4th	Final
Nebraska	11	20	22	22	75
Michigan	19	17	21	23	80

3FG: Nebraska 11-25 (Markowski 3-4, Bourne 2-4, Shelley 2-6, Krull 1-1, Moriarty 1-1, Hake 1-3, Haiby 1-4, Stewart 0-2). Michigan 5-15 (Nolan 2-5, Crockett 1-1, Stuck 1-1, Hobbs 1-2, Evans 0-1, Brown 0-2, Kiser 0-3). **3FG%:** Nebraska 44.0; Michigan 33.3. **FG%:** Nebraska 46.6; Michigan 51.8. **FT%:** Nebraska 66.7; Michigan 60.7. **Steals:** Nebraska 3 (Shelley 3); Michigan 7 (Brown 3). **Blocked Shots:** Nebraska 0; Michigan 0. **Turnovers:** Nebraska 18; Michigan 10. **Technical Fouls:** None. **Officials:** Krommenhoek, Steratore, Resch. **Attendance:** 4,313.

Game Highlights: Alexis Markowski and Jaz Shelley produced double-doubles to lead four Huskers in double figures, but it was not enough to stop No. 12 Michigan from notching an 80-75 win at the Crisler Center. Markowski put up 18 points and knocked down a trio of three-pointers while grabbing a career-high-tying 18 rebounds for her fifth consecutive double-double. Shelley added 14 points and 10 assists. Isabelle Bourne matched Markowski with a team-high 18 points on 8-of-11 shooting, including a pair of threes, while Sam Haiby contributed 10 points. Nebraska trailed by 10 in the first half, but used a 7-0 run early in the third quarter to take a 46-40 lead. Michigan answered with a 6-0 run and took the lead for good at 53-51. Nebraska hung tough by hitting 11-of-25 threes, but lost its first game of the season when connecting on double-digit threes. The Huskers dominated the boards, 37-28, but Michigan won the turnover battle 18-10 and outscored Nebraska 18-10 in points off turnovers. Leigha Brown led Michigan with 21 points and 10 assists, while Emily Kiser added 15 points and five rebounds. Maddie Nolan pitched in 13 points, while Jordan Hobbs rounded out four Wolverines in double figures with 10 points.

MINNESOTA 95 NEBRASKA 92

MINNEAPOLIS, MINN., FEB. 15, 2023

Nebraska	Min	FG	FT	RB	PF	A	ST	TP
Bourne*	36	6-13	8-10	7	1	0	1	21
Markowski*	30	3-14	2-2	14	2	2	0	9
Shelley*	39	11-21	8-8	2	4	5	0	37
Haiby*	31	2-11	5-9	5	2	5	1	9
Krull*	37	4-5	4-4	5	4	3	0	13
Moriarty	5	0-1	0-0	0	1	0	0	0
Stewart	9	1-2	1-2	2	5	0	0	3
Coley	4	0-1	0-0	0	0	0	0	0
Hake	8	0-0	0-0	0	1	1	0	0
Mendelson	1	0-0	0-0	0	1	0	0	0
Team Rebounds				8				
Totals	200	27-68	28-35	43	21	16	2	92

Minnesota	Min	FG	FT	RB	PF	A	ST	TP
Micheaux*	28	5-9	6-7	3	4	0	1	16
Heyer*	32	1-7	0-0	8	2	3	1	2
Battle*	23	3-11	6-7	8	5	5	1	12
Czinano*	5	0-0	0-2	0	3	0	0	0
Braun*	33	9-13	7-8	7	1	2	0	28
Cayton	20	1-2	0-0	0	3	3	1	2
Borowicz	20	5-7	2-2	2	5	6	0	15
Gradwell	21	3-5	0-0	2	3	2	0	8
Hammond	16	5-9	2-5	5	4	0	1	12
Oberg	2	0-0	0-0	0	1	0	0	0
Team Rebounds				5				
Totals	200	32-63	23-31	40	31	21	5	95

	1st	2nd	3rd	4th	Final
Nebraska	15	16	33	28	92
Minnesota	14	24	29	28	95

3FG: Nebraska 10-24 (Shelley 7-13, Krull 1-2, Bourne 1-4, Markowski 1-5). Minnesota 8-16 (Braun 3-4, Borowicz 3-5, Gradwell 2-3, Cayton 0-1, Heyer 0-3). **3FG%:** Nebraska 41.7; Minnesota 50.0. **FG%:** Nebraska 39.7; Minnesota 50.8. **FT%:** Nebraska 80.0; Minnesota 74.2. **Steals:** Nebraska 2 (Bourne, Haiby 1); Minnesota 5 (Battle, Cayton, Hammond, Heyer, Micheaux 1). **Blocked Shots:** Nebraska 1 (Mendelson 1); Minnesota 3 (Cayton, Heyer, Micheaux 1). **Turnovers:** Nebraska 10; Minnesota 9. **Technical Fouls:** None. **Officials:** Br. Enterline, Camy, Hall. **Attendance:** 3,268.

Game Highlights: Jaz Shelley erupted for a career-high 37 points, including 28 in the second half, but it was not enough to prevent Minnesota from escaping with a 95-92 win at Williams Arena. Shelley, who hit 7-of-13 threes, made her final three-pointer with 40 seconds left and added a foul from Amaya Battle to complete a four-point play to tie the game at 92. Sam Haiby was fouled with 12 seconds left, but missed both free throws to give Minnesota the final chance. The Golden Gophers secured the win when Isabelle Gradwell sank a three-pointer from the right corner with 1.1 seconds left. The Huskers, who trailed 38-31 at the half, outscored the Gophers 61-57 in the highest scoring second half (118 points combined both teams) in Nebraska history. Isabelle Bourne added 21 points for NU, while Maddie Krull put three Huskers in double figures with 13 points, including nine in a 33-point third quarter for the Big Red. Mara Braun led Minnesota with 28 points on 9-of-13 shooting. Alanna Micheaux added 16 points, while Katie Borowicz contributed 15 off the bench. Minnesota's bench outscored the Husker reserves 37-3.

#7 IOWA 80 NEBRASKA 60

LINCOLN, NEB., FEB. 18, 2023

Iowa	Min	FG	FT	RB	PF	A	ST	TP
Warnock*	30	1-4	0-0	5	0	4	0	3
Czinano*	26	10-13	0-0	7	3	0	1	20
Martin*	28	4-6	0-0	1	1	6	0	10
Clark*	33	10-21	6-7	5	0	8	1	30
Marshall*	24	2-2	0-0	2	1	0	3	6
Davis	19	0-0	0-0	2	2	1	2	0
O'Grady	7	1-3	0-0	0	1	0	0	2
Stuelke	16	2-5	0-0	1	0	2	0	4
Affolter	10	1-2	0-0	4	0	2	0	2
McCabe	6	1-2	0-0	0	0	0	1	3
Wetering	1	0-1	0-0	0	0	0	0	0
Team Rebounds				6				
Totals	200	32-59	6-7	33	8	23	8	80

Nebraska	Min	FG	FT	RB	PF	A	ST	TP
Bourne*	35	5-12	0-0	4	1	1	2	12
Markowski*	28	5-10	4-6	9	1	0	1	15
Shelley*	38	6-13	4-5	9	2	4	1	19
Haiby*	24	1-7	0-0	1	1	5	3	2
Krull*	32	2-5	0-0	2	0	2	0	5
Stewart	12	1-5	1-2	3	1	1	1	3
Hake	11	0-4	0-0	2	0	0	0	0
Moriarty	14	2-8	0-0	3	2	0	1	4
Mendelson	5	0-0	0-2	2	0	0	0	0
Coley	1	0-0	0-0	0	0	0	0	0
Team Rebounds				3				
Totals	200	22-64	9-15	38	8	13	9	60

	1st	2nd	3rd	4th	Final
Iowa	21	19	21	19	80
Nebraska	14	19	14	13	60

3FG: Iowa 10-20 (Clark 4-10, Marshall 2-2, Martin 2-4, McCabe 1-2, Warnock 1-2). Nebraska 7-33 (Shelley 3-9, Bourne 2-4, Krull 1-3, Markowski 1-3, Haiby 0-4, Hake 0-4, Moriarty 0-4, Stewart 0-2). **3FG%:** Iowa 50.0; Nebraska 21.2. **FG%:** Iowa 54.2; Nebraska 34.4. **FT%:** Iowa 85.7; Nebraska 60.0. **Steals:** Iowa 8 (Marshall 3); Nebraska 9 (Haiby 3). **Blocked Shots:** Iowa 1 (Warnock 1); Nebraska 4 (Mendelson 2). **Turnovers:** Iowa 15; Nebraska 16. **Technical Fouls:** None. **Officials:** McConnell, Suffren, B. Morris. **Attendance:** 14,289.

Game Highlights: Nebraska shattered its school women's basketball attendance record by attracting 14,289 fans to Pinnacle Bank Arena for its first Pack PBA event on Play4Kay Day, but No. 7 Iowa spoiled the celebration with an 80-60 win over the Big Red. Jaz Shelley led Nebraska with 19 points and nine rebounds, while Alexis Markowski added 15 points and nine boards. Isabelle Bourne contributed 12 points. However, Nebraska went just 7-for-33 from three-point range, while Iowa knocked down 10-of-20 threes and converted on 54.2 percent of its overall field goal attempts. Caitlin Clark led the Hawkeyes with 30 points, while Monika Czinano added 20 points on 10-of-13 shooting. Kate Martin put three Hawkeyes in double figures with 10 points. The Huskers trailed 21-14 at the end of the first quarter before rallying to tie the score at 31 late in the second quarter. However, Iowa closed the first half on a 9-2 surge to take a 40-33 lead to halftime. Bourne opened the second half with a three-pointer for the Big Red to cut the margin to 40-36, but Nebraska could get no closer the rest of the way.

2022-23 GAME-BY-GAME BOX SCORES

NEBRASKA 90 #25 ILLINOIS 57 CHAMPAIGN, ILL., FEB. 22, 2023

Nebraska	Min	FG	FT	RB	PF	A	ST	TP
Bourne*	32	8-13	0-0	13	0	1	0	16
Markowski*	23	5-8	1-2	7	4	4	0	11
Shelley*	38	8-14	4-4	5	2	6	1	26
Haiby*	29	5-10	2-2	7	0	4	0	12
Krull*	31	5-9	0-0	2	3	1	1	11
Hake	6	1-1	0-0	0	1	0	0	3
Stewart	13	2-2	0-0	2	1	0	1	4
Coley	6	2-2	0-0	0	0	0	0	6
Moriarty	15	0-1	0-0	1	0	0	0	0
Mendelson	7	0-1	1-2	3	0	0	0	1
Team Rebounds				4				
Totals	200	36-61	8-10	44	11	16	3	90

Illinois	Min	FG	FT	RB	PF	A	ST	TP
Bostic*	33	4-6	0-0	3	3	0	0	8
Bryant*	27	3-15	2-2	3	3	4	0	10
Cook*	37	6-20	1-2	2	3	5	1	16
Peebles*	40	3-8	0-0	2	0	2	1	7
McKenzie*	29	4-12	2-2	4	1	1	1	10
Lopes	10	1-2	0-0	1	2	0	0	2
Rhodes	5	1-2	0-0	2	0	0	0	2
Dewey	12	0-0	0-0	2	0	0	0	0
Taponen	7	1-2	0-1	2	0	0	0	2
Team Rebounds				3				
Totals	200	23-67	5-7	24	12	12	3	57

	1st	2nd	3rd	4th	Final
Nebraska	26	19	23	22	90
Illinois	23	12	12	10	57

3FG: Nebraska 10-24 (Shelley 6-11, Coley 2-2, Hake 1-1, Krull 1-4, Haiby 0-1, Moriarty 0-1, Bourne 0-4). Illinois 6-26 (Cook 3-8, Bryant 2-12, Peebles 1-5, McKenzie 0-1). **3FG%:** Nebraska 41.7; Illinois 23.1. **FG%:** Nebraska 59.0; Illinois 34.3. **FT%:** Nebraska 80.0; Illinois 71.4. **Steals:** Nebraska 3 (Shelley, Krull, Stewart 1); Illinois 3 (Cook, Peebles, McKenzie 1). **Blocked Shots:** Nebraska 2 (Bourne, Markowski 1); Illinois 2 (Bostic 2). **Turnovers:** Nebraska 9; Illinois 6. **Technical Fouls:** None. **Officials:** Dickerson, Gulbeyan, Brooks. **Attendance:** 3,547.

Game Highlights: Jaz Shelley led five Huskers in double figures with a game-high 26 points, while Isabelle Bourne added a double-double with 16 points and a game-high 13 rebounds to power Nebraska to a 90-57 pounding of No. 25 Illinois at the State Farm Center. Shelley pumped in six threes while adding six assists and five rebounds. While Shelley led the Huskers from beyond the arc, Nebraska was dominant inside against the Illini. In the first half, the Huskers hit 15-of-17 two-point field goal attempts with Bourne, Alexis Markowski, Sam Haiby and Annika Stewart doing most of the damage. Markowski finished with 11 points and seven rebounds. The Huskers used the strong inside game to take a 45-35 lead to the half. They pushed the edge to 68-47 at the end of three quarters, then closed by outscoring Illinois 18-2 over the final seven minutes. Haiby finished with 12 points, seven rebounds and four assists, while Maddie Krull put all five starters in double figures with 11 points. The Big Red hit a season-best 59 percent from the field, and finished plus-20 on the glass (44-24). The 33-point win was Nebraska's largest in history over an AP Top 25 team at game time and gave the Huskers their third victory of the season over an AP Top 25 foe.

NEBRASKA 80 NORTHWESTERN 64 LINCOLN, NEB., FEB. 26, 2023

Northwestern	Min	FG	FT	RB	PF	A	ST	TP
Walsh*	22	2-8	2-2	2	3	1	0	6
Mott*	29	9-12	0-1	6	5	0	1	18
Lau*	36	5-9	0-1	4	1	4	2	11
Wood*	33	2-7	2-2	4	5	3	4	6
McWilliams*	12	1-6	0-1	1	1	0	0	2
Brown	25	2-8	4-4	0	2	0	1	9
Weaver	22	5-11	0-0	1	4	1	3	12
Shaw	11	0-1	0-0	4	0	0	1	0
Ademusayo	3	0-0	0-0	0	0	0	0	0
Hartman	7	0-3	0-0	1	1	0	0	0
Team Rebounds				3				
Totals	200	26-65	8-11	26	22	9	12	64

Nebraska	Min	FG	FT	RB	PF	A	ST	TP
Stewart*	6	1-1	0-0	0	2	0	0	2
Bourne*	37	4-9	1-2	4	3	2	1	11
Shelley*	38	5-14	7-8	13	1	6	3	19
Haiby*	28	5-10	3-4	1	2	1	0	13
Krull*	29	4-6	0-0	2	0	1	1	9
Markowski	24	3-6	9-11	14	4	1	2	16
Hake	9	1-3	2-2	2	1	0	0	4
Moriarty	16	1-3	0-0	3	2	0	2	2
Coley	4	0-1	0-0	0	0	1	0	0
Mendelson	9	2-4	0-0	6	2	0	1	4
Team Rebounds				4				
Totals	200	26-57	22-27	49	17	12	10	80

	1st	2nd	3rd	4th	Final
Northwestern	7	23	20	14	64
Nebraska	12	18	30	20	80

3FG: Northwestern 4-21 (Weaver 2-5, Lau 1-3, Brown 1-5, McWilliams 0-1, Hartman 0-2, Wood 0-2, Walsh 0-3). Nebraska 6-21 (Bourne 2-4, Shelley 2-8, Krull 1-1, Markowski 1-1, Coley 0-1, Haiby 0-1, Mendelson 0-1, Hake 0-2, Moriarty 0-2). **3FG%:** Northwestern 19.0; Nebraska 28.6. **FG%:** Northwestern 40.0; Nebraska 45.6. **FT%:** Northwestern 72.7; Nebraska 81.5. **Steals:** Northwestern 12 (Wood 4); Nebraska 10 (Shelley 3). **Blocked Shots:** Northwestern 3 (Wood 2); Nebraska 1 (Mendelson 1). **Turnovers:** Northwestern 15; Nebraska 19. **Technical Fouls:** Nebraska-Williams. **Officials:** Grinter, Kroemmenhoek, B. Morris. **Attendance:** 6,232.

Game Highlights: Jaz Shelley and Alexis Markowski produced big double-doubles to power Nebraska to an 80-64 win over Northwestern on Senior Day at Pinnacle Bank Arena. Shelley led the Huskers with 19 points and a career-high 13 rebounds, while Markowski put up 16 points and 14 boards. Markowski did all of her scoring and grabbed 12 rebounds in the second half, as the Huskers dominated the Wildcats in the final 20 minutes. Markowski notched her 14th double-double of the season and 20th of her career, while Shelley added her 10th career double-double and fourth of the season. Sam Haiby pitched in 13 points, while Isabelle Bourne had 11 to put four Huskers in double figures. Maddie Krull added all nine of her points in the second half, as the Huskers outscored the Wildcats 30-20 in the third quarter, before closing out the 16-point win with a 20-14 edge in the final period. Nebraska dominated the glass, 25-8, in the second half to finish with a 49-26 edge on the boards for the game. Haiby, Shelley and Bourne were honored as seniors following the contest.

MICHIGAN STATE 67 NEBRASKA 64 MINNEAPOLIS, MINN., MARCH 2, 2023

Mich. St.	Min	FG	FT	RB	PF	A	ST	TP
Ekh*	32	2-7	3-3	5	3	3	0	8
Alexander*	14	0-0	0-0	3	2	0	0	0
Hagemann*	37	7-12	3-5	2	0	3	2	18
McDaniel*	28	4-8	2-4	6	3	1	2	12
Joiner*	36	6-12	2-2	5	1	3	4	16
Ozment	18	1-2	0-0	1	2	2	2	2
Kimball	3	0-0	0-0	0	0	0	0	0
Hallock	1	0-0	0-0	0	0	0	0	0
Visscher	1	0-0	0-0	1	0	0	0	0
Parks	13	4-5	0-0	1	5	0	1	8
Ayrault	14	1-5	1-2	2	4	0	0	3
Team Rebounds				7				
Totals	200	25-51	11-16	33	20	12	11	67

Nebraska	Min	FG	FT	RB	PF	A	ST	TP
Bourne*	32	3-9	1-1	4	4	0	1	8
Markowski*	33	4-14	3-4	13	0	4	0	12
Shelley*	37	6-15	7-11	5	2	2	2	24
Haiby*	36	4-11	5-6	8	4	5	2	14
Krull*	38	1-6	0-0	0	1	0	1	3
Hake	4	0-1	0-0	0	1	0	0	0
Moriarty	4	0-0	0-0	0	1	0	0	0
Stewart	6	1-1	0-0	0	0	0	0	3
Coley	9	0-1	0-0	0	1	1	0	0
Mendelson	0+	0-0	0-0	0	1	0	0	0
Team Rebounds				8				
Totals	200	19-58	16-22	38	15	12	6	64

	1st	2nd	3rd	4th	Final
Michigan State	15	14	17	21	67
Nebraska	9	16	19	20	64

3FG: Michigan State 6-22 (McDaniel 2-4, Joiner 2-6, Hagemann 1-4, Ekh 1-5, Ozment 0-1, Ayrault 0-2). Nebraska 10-28 (Shelley 5-10, Stewart 1-1, Bourne 1-3, Haiby 1-3, Markowski 1-4, Krull 1-5, Coley 0-1, Hake 0-1). **3FG%:** Michigan State 27.3; Nebraska 35.7. **FG%:** Michigan State 49.0; Nebraska 32.8. **FT%:** Michigan State 68.8; Nebraska 72.7. **Steals:** Michigan State 11 (Joiner 4); Nebraska 6 (Haiby, Shelley 2). **Blocked Shots:** Michigan State 5 (Ayrault 2); Nebraska 1 (Markowski 1). **Turnovers:** Michigan State 20; Nebraska 18. **Technical Fouls:** None. **Officials:** Enlund, Steratore, Knight. **Attendance:** 4,908.

Game Highlights: Jaz Shelley scored a game-high 24 points and connected on five threes but it was not enough to prevent No. 8 seed Nebraska from falling 67-64 to No. 9 seed Michigan State in the second round of the Big Ten Tournament at the Target Center. Alexis Markowski added her 15th double-double of the season with 12 points and a game-high 13 rebounds, while Sam Haiby contributed 14 points, eight boards and a game-high five assists. Michigan State jumped to a quick 7-0 lead and led 15-9 after one quarter. The Huskers trimmed the margin to 29-25 at the half and took their first lead midway through the third. NU went to the fourth trailing 46-44, but Michigan State used a 14-0 run to build a 13-point lead. Nebraska rallied to cut the lead to 67-64 in the closing seconds and had two open three-point attempts on the final possession, but neither fell. DeeDee Hagemann led Michigan State with 18 points, while Moira Joiner added 16 points, five rebounds, three assists and four steals in a strong effort for the Spartans.

2022-23 GAME-BY-GAME BOX SCORES

NEBRASKA 74 MISSOURI STATE 65 LINCOLN, NEB., MARCH 15, 2023

Missouri State	Min	FG	FT	RB	PF	A	ST	TP
Taylor*	31	8-17	5-8	14	3	0	1	21
Green*	20	0-5	1-2	4	2	2	1	1
Thomas*	36	5-14	4-4	3	4	5	0	17
Wilson*	38	3-10	4-4	8	1	0	1	12
Rocca*	32	2-13	2-2	8	2	3	0	8
Masogayo	31	3-7	0-0	6	3	1	1	6
Delarue	12	0-3	0-0	0	0	0	0	0
Bryant	0+	0-0	0-0	0	1	0	0	0
Team Rebounds				4				
Totals	200	21-69	16-20	47	16	11	4	65

Nebraska	Min	FG	FT	RB	PF	A	ST	TP
Bourne*	29	6-10	3-4	12	3	1	0	16
Markowski*	28	3-9	1-4	7	4	0	2	7
Shelley*	38	3-8	2-2	2	1	6	3	11
Haiby*	33	7-11	11-13	4	1	3	1	25
Krull*	26	2-5	2-3	1	2	1	0	6
Hake	10	0-2	0-0	1	0	0	0	0
Stewart	14	3-8	0-0	3	0	0	0	7
Moriarty	14	1-1	0-0	1	1	0	2	2
Mendelson	7	0-0	0-0	4	3	0	0	0
Coley	1	0-0	0-0	0	0	0	0	0
Team Rebounds				1				
Totals	200	25-54	19-26	36	15	11	8	74

	1st	2nd	3rd	4th	Final
Missouri State	15	17	9	24	65
Nebraska	22	16	13	23	74

3FG: Missouri State 7-24 (Thomas 3-9, Wilson 2-3, Rocca 2-9, Delarue 0-2, Green 0-1). Nebraska 5-19 (Shelley 3-6, Bourne 1-2, Stewart 1-5, Haiby 0-1, Hake 0-1, Krull 0-1, Markowski 0-3). **3FG%:** Missouri State 29.2; Nebraska 26.3. **FG%:** Missouri State 30.4; Nebraska 46.3. **FT%:** Missouri State 80.0; Nebraska 73.1. **Steals:** Missouri State 4 (Green, Masogayo, Taylor, Wilson 1); Nebraska 8 (Shelley 3). **Blocked Shots:** Missouri State 1 (Thomas 1); Nebraska 6 (Markowski 3). **Turnovers:** Missouri State 14; Nebraska 10. **Technical Fouls:** None. **Officials:** Knight, Brooks, Marshall. **Attendance:** 4,116.

Game Highlights: Sam Haiby erupted for a season-high 25 points, and Isabelle Bourne added a double-double with 16 points and 12 rebounds to propel Nebraska to a 74-65 win over Missouri State in the first round of the Postseason WNIT. The victory gave the Huskers their first home postseason win at Pinnacle Bank Arena, and their first home WNIT win since 2006. Haiby hit 7-of-11 shots and 11-of-13 free throws. Bourne was nearly as efficient, connecting on 6-of-10 shots, including a three-pointer, while adding 3-of-4 free throws. Jaz Shelley put three Huskers in double figures with 11 points on 3-of-6 three-point shooting, including a buzzer-beating half-court heave to send the Huskers to halftime with a 38-32 lead. Nebraska pushed the lead to 12 early in the fourth by holding Missouri State without a field goal for more than 10 minutes over the last 8:53 of the third quarter and beyond the first minute of the fourth. The Lady Bears, who were led by Kennedy Taylor's 21 points and 14 rebounds, trimmed NU's margin to 60-55 midway through the final period before Bourne, Haiby and Maddie Krull made key plays. Aniya Thomas added 17 points for Missouri State, while Sydney Wilson contributed 12 points and eight rebounds.

NEBRASKA 77 NORTHERN IOWA 57 LINCOLN, NEB., MARCH 19, 2023

UNI	Min	FG	FT	RB	PF	A	ST	TP
Heittola*	26	2-7	3-4	4	3	1	1	9
Boffeli*	25	5-9	0-1	9	4	1	1	10
McDermott*	27	8-14	0-0	6	2	2	2	19
Green*	30	4-10	0-0	2	1	2	1	11
Finley*	26	0-5	1-2	1	3	1	1	1
Goebel	29	2-4	0-0	4	2	2	0	4
Laube	17	1-4	0-0	2	2	0	0	3
Wharton	13	0-2	0-0	1	1	1	0	0
Morgan	7	0-2	0-0	0	0	0	0	0
Team Rebounds				5				
Totals	200	22-57	4-7	34	18	10	6	57

Nebraska	Min	FG	FT	RB	PF	A	ST	TP
Bourne*	28	6-12	3-5	11	1	2	1	17
Markowski*	19	4-11	3-3	4	3	2	0	11
Shelley*	36	5-14	3-4	8	1	7	3	16
Haiby*	10	2-6	0-0	2	0	2	3	5
Krull*	31	3-9	3-4	3	0	1	0	10
Hake	18	2-5	1-1	3	2	2	0	6
Stewart	13	1-3	0-0	5	0	1	0	2
Moriarty	25	3-4	0-0	2	2	1	3	8
Coley	10	1-1	0-0	1	2	0	0	2
Mendelson	10	0-1	0-0	2	0	0	1	0
Team Rebounds				3				
Totals	200	27-66	13-17	44	11	18	11	77

	1st	2nd	3rd	4th	Final
Northern Iowa	17	12	14	14	57
Nebraska	16	22	23	16	77

3FG: Northern Iowa 9-29 (McDermott 3-5, Green 3-7, Heittola 2-5, Laube 1-4, Boffeli 0-1, Morgan 0-2, Wharton 0-2). Nebraska 10-28 (Shelley 3-9, Moriarty 2-3, Bourne 2-5, Haiby 1-1, Hake 1-3, Krull 1-4, Stewart 0-1, Markowski 0-2). **3FG%:** Northern Iowa 31.0; Nebraska 35.7. **FG%:** Northern Iowa 38.6; Nebraska 40.9. **FT%:** Northern Iowa 57.1; Nebraska 76.5. **Steals:** Northern Iowa 6 (McDermott 2); Nebraska 11 (Haiby, Moriarty, Shelley 3). **Blocked Shots:** Northern Iowa 2 (Goebel, Heittola 1); Nebraska 4 (Bourne, Coley, Markowski, Shelley 1). **Turnovers:** Northern Iowa 13; Nebraska 7. **Technical Fouls:** None. **Officials:** Parker, McHugh, Kramer. **Attendance:** 6,478.

Game Highlights: Isabelle Bourne notched her second straight double-double to lead four Huskers in double figures, as Nebraska rolled to a 77-57 win over Northern Iowa in front of 6,478 fans at Pinnacle Bank Arena. Jaz Shelley added 16 points, eight rebounds, seven assists and three steals, while Alexis Markowski contributed 11 points. Maddie Krull rounded out the quartet of Huskers in double figures with 10 points. Nebraska fell behind 16-8 midway through the first quarter, before rallying to outscore the Panthers 30-13 the rest of the half. The outburst came despite Sam Haiby suffering a lower leg injury early in the second quarter. In 10 first-half minutes, Haiby had five points, two rebounds, two assists and three steals for the Huskers. Callin Hake got six second-quarter points in place of Haiby, as Nebraska took a 38-29 lead to halftime. Kendall Moriarty added eight points in the third quarter in Haiby's spot to help Nebraska take a 61-43 lead into the fourth quarter. Krull scored eight of her 10 points in the fourth quarter to seal the Big Red's 20-point win.

KANSAS 64 NEBRASKA 55 LAWRENCE, KAN., MARCH 23, 2023

Nebraska	Min	FG	FT	RB	PF	A	ST	TP
Bourne*	33	7-14	2-4	6	2	1	3	17
Markowski*	25	1-10	0-0	4	3	2	1	2
Shelley*	40	5-15	1-5	5	3	9	3	12
Moriarty*	28	4-6	0-0	1	4	1	2	10
Krull*	35	2-6	0-0	2	2	2	2	4
Hake	12	1-3	0-0	1	0	0	1	3
Stewart	12	2-3	0-0	3	0	0	0	5
Coley	5	0-1	0-0	1	1	0	0	0
Mendelson	10	1-3	0-0	3	0	0	2	2
Team Rebounds				3				
Totals	200	23-61	3-9	29	15	15	14	55

Kansas	Min	FG	FT	RB	PF	A	ST	TP
Jackson*	36	8-12	0-2	12	2	2	0	16
Mayberry*	25	0-2	0-0	1	3	4	0	0
Kersgieter*	39	4-16	4-4	5	2	1	2	14
Franklin*	40	5-10	2-2	6	3	3	1	13
Prater*	36	7-13	0-1	16	4	3	2	14
Strom	8	1-2	0-0	1	0	0	1	3
Eltayeb	4	1-1	0-0	3	0	0	0	2
Telegdy	12	1-3	0-0	1	1	1	0	2
Team Rebounds				1				
Totals	200	27-59	6-9	46	15	14	6	64

	1st	2nd	3rd	4th	Final
Nebraska	13	12	20	10	55
Kansas	18	12	18	16	64

3FG: Nebraska 6-26 (Moriarty 2-4, Hake 1-2, Stewart 1-2, Bourne 1-4, Shelley 1-7, Coley 0-1, Krull 0-2, Markowski 0-4). Kansas 4-24 (Kersgieter 2-12, Strom 1-2, Franklin 1-3, Mayberry 0-2, Telegdy 0-2, Prater 0-3). **3FG%:** Nebraska 23.1; Kansas 16.7. **FG%:** Nebraska 37.7; Kansas 45.8. **FT%:** Nebraska 33.3; Kansas 66.7. **Steals:** Nebraska 14 (Bourne, Shelley 3); Kansas 6 (Kersgieter, Prater 2). **Blocked Shots:** Nebraska 4 (Markowski 2); Kansas 4 (Jackson 3). **Turnovers:** Nebraska 9; Kansas 15. **Technical Fouls:** None. **Officials:** Knight, Garland, Seales. **Attendance:** 3,730.

Game Highlights: Isabelle Bourne led Nebraska with 17 points and six rebounds, while Jaz Shelley just missed a double-double with 12 points and nine assists, but the Huskers could not overcome a cold shooting night in a WNIT Super 16 loss at Kansas. Bourne hit 7-of-14 shots, including 1-of-4 three-pointers, but as a team NU knocked down just 37.7 percent of its shots, including 23.1 percent (6-26) of its three-point attempts. Kendall Moriarty, who made her first collegiate start in place of an injured Sam Haiby, connected on 2-of-4 threes and finished with 10 points. Kansas struggled even more than Nebraska from long range, hitting just 4-of-24 three-point attempts, but the Jayhawks survived by going 23-of-35 from inside the arc. Taiyanna Jackson led KU with 16 points on 8-of-12 shooting, while adding 12 rebounds. Chandler Prater pitched in a double-double with 14 points and a game-high 16 boards. Holly Kersgieter contributed 14 points, while Zakayah Franklin added 13 points. KU won the battle of the boards, 46-29, against the short-handed Huskers, but Nebraska won the turnover battle, 15-9. The Huskers hung tough without Haiby, trailing 50-49 with a little over eight minutes left in the game. Kansas went on to win the WNIT title with six straight home wins.



ISABELLE BOURNE 34

6-2 Forward Canberra, Australia (Australian Institute of Sport)

In Nebraska's three Postseason WNIT games, Bourne averaged 16.7 points and 9.7 rebounds, helping the Huskers advance to the WNIT Super 16. She opened with 16 points and 12 rebounds in a win over Missouri State (March 15), before adding 17 points and 11 boards in a win over Northern Iowa (March 19). She closed her Husker career with 17 points, six rebounds and a career-high three steals at eventual WNIT champion Kansas (March 23).

Bourne opened her senior year with a season-high 21 points in a win over Omaha (Nov. 7), before adding a double-double with 14 points and 10 boards in a win over Tarleton (Nov. 22). She started each of NU's first nine games, including an impressive three-game road stretch that began with 18 points in an overtime win over NCAA qualifier Mississippi State in Puerto Rico (Nov. 26).

She added a double-double with 15 points and 12 rebounds at No. 9 and eventual ACC Champion and NCAA Final Four qualifier Virginia Tech (Dec. 1).

Bourne capped the stretch with 18 points in NU's first-ever win at Maryland (Dec. 4). She also dished out four assists while hitting a career-best 4-of-5 three-pointers in the win over the No. 20 Terps, who went on to the NCAA Elite Eight.

Following the win over Maryland, Bourne suffered an upper body injury in practice that kept her out of Nebraska's next three games. She returned for 10 points, three rebounds and three assists in a 3OT win over No. 20 Kansas (Dec. 21).

Bourne matched her season high with 21 points at Minnesota (Feb. 15). She added 20 points, nine rebounds and a career-high three steals in a win over Michigan State (Feb. 2).

Bourne erupted for 16 points and a season-high 13 rebounds in a 33-point win at No. 25 Illinois (Feb. 22) - Nebraska's largest road victory margin over an AP Top 25 opponent in school history.

JUNIOR (2021-22)

Bourne helped the Huskers to a 24-9 overall record, a No. 23 NET ranking and a 2022 NCAA Tournament bid in her second season as a starter for the Huskers. She earned honorable-mention All-Big Ten accolades for the second time after averaging 11.1 points and 4.5 rebounds per game.

Bourne caught fire from long range over the last 12 games, connecting on 16-of-30 (.533) threes. She hit 51.5 percent (152-295) of her field goal attempts overall, including 37.1 percent (26-70) of her three-point attempts on the year.

Bourne scored in double figures 20 times, including a career-high 23 points in a win over Alabama A&M (Nov. 14). She added her second 20-point effort on 7-of-10 shooting, including a perfect 3-for-3 from three-point range in a win over Northwestern in a regular-season finale (Feb. 27).

She opened the Big Ten Tournament with 15 points, four rebounds and a season-high four assists in a win over Illinois (March 3) to cap a string of 10 straight games in double figures.

SOPHOMORE (2020-21)

Bourne made a major impact in her first season as a starter for the Huskers. She earned honorable-mention All-Big Ten accolades by averaging 13.6

BOURNE'S CAREER BESTS

Category	Total	Game
Points	23	Alabama A&M (11/14/21)
Rebounds	17	Northwestern (2/17/21)
Assists	5	Colorado (3/20/21)
	5	Maryland (2/14/21)
Steals	3	Kansas (3/23/23)
	3	Michigan State (2/2/23)
Blocks	5	Michigan (3/5/20)
FGA	17	Purdue (12/23/20)
	17	Indiana (12/20/20)
FGM	10	Three Times, most recent
	10	Omaha (11/7/22)
FTA	10	Three Times, most recent
	10	Minnesota (2/15/23)
FTM	8	Minnesota (2/15/23)
3-PT FGA	6	Three Times, most recent
	6	Penn State (1/11/23)
3-PT FGM	4	Maryland (12/4/22)

points, 7.5 rebounds and 2.5 assists while seeing time at power forward and on the wing. She played in 22 games with 21 starts, despite missing four games in midseason with an ankle injury.

Bourne notched her third straight double-double with a season-high-tying 22 points to go with 11 rebounds in a win over Penn State (Feb. 21). It followed 21 points and a career-high 17 rebounds in a win at No. 24 Northwestern (Feb. 17). Her efforts earned her College Sports Madness National Player-of-the-Week honors and a Big Ten Player-of-the-Week award (Feb. 22).

She began the three-game double-double stretch with 17 points, 10 boards and a career-high five assists vs. No. 9 Maryland (Feb. 14).

Bourne scored a season-high-tying 22 points to go with seven rebounds and four assists at Purdue (Dec. 23). She opened Big Ten play with 21 points in a win over Illinois (Dec. 10). She had 18 points in NU's 68-64 win at No. 23 Michigan State (Jan. 10).

Bourne had 14 points in a win over Oral Roberts (Dec. 4) and 16 points at No. 15 Indiana (Dec. 20), before notching her first career double-double with 11 points and 10 boards in a win over No. 15 Northwestern (Dec. 31). She added a double-double with 11 points and a 12 rebounds in a win over Rutgers (Jan. 3).

FRESHMAN (2019-20)

Bourne made an immediate impact for the Huskers as a freshman, averaging 5.9 points and 4.4 rebounds while playing in all 30 games.

Bourne closed her freshman year with a season-high 16 points and a career-high five blocks against Michigan in the Big Ten Tournament (March 5).

She finished the season with four double-figure scoring efforts - all against Big Ten foes, including 13 points and three blocks against Ohio State (Feb. 2). She notched her first career double-digit scoring game with 11 points and a season-high eight rebounds in NU's win over Wisconsin (Jan. 9). She added 11 points and four rebounds in just 15 minutes in a win over Penn State (Feb. 13).

HONORS & AWARDS

- Nebraska Co-Captain (2021, 2022, 2023)
- All-Big Ten (HM, 2021, 2022, 2023)
- Big Ten Sportsmanship Award (2023)
- Nebraska Offensive MVP (2023)
- No. 21 at Nebraska, Career Points (1,221)
- No. 15 at Nebraska, Career Rebounds (648)
- National Player of the Week (College Sports Madness, Feb. 22, 2021)
- Big Ten Player of the Week (Feb. 22, 2021)
- Australian U19 National Team (2019)
- Australian U18 National Team (2018)
- Australian U17 National Team (2017)
- Arthur Ashe Jr. Sports Scholar (2021, 2022, 2023)
- CSC Academic All-District (2023)
- Big Ten Distinguished Scholar (2021)
- Academic All-Big Ten (2021, 2022, 2023)
- Nebraska Scholar-Athlete Honor Roll (Fall 2019, 2020, 2021, 2022; Spring 2020, 2021, 2022, 2023)
- Tom Osborne Citizenship Team (2020, 2022, 2023)

SENIOR (2022-23)

A three-time honorable-mention All-Big Ten selection and three-time team captain, Isabelle Bourne closed an impressive four-year career by averaging 12.6 points and 6.7 rebounds as a senior. She chose to forego a potential fifth season of eligibility to return to Australia and pursue a pro career in the WNBL.

Bourne capped her 115-game Husker career with 82 starts over her final three seasons. She finished No. 21 on Nebraska's all-time scoring list with 1,221 points and No. 15 on the Husker career rebounding chart with 648 boards. She was one of only 14 players in school history to reach the combined career milestones of 1,200 points and 600 rebounds. She scored in double figures 61 times and had 10 career double-doubles.

The 6-2 forward from Canberra, Australia, produced double-figure points in 12 of NU's final 13 games, including a pair of 20-point efforts, averaging 15.3 points and 7.1 rebounds with three double-doubles. She put up double digits in 21 of 30 games, including three 20-point efforts and five double-doubles.

ISABELLE BOURNE career statistics

Year	G-GS	Min	FG-FGA	Pct.	3P-3PA	Pct.	FT-FTA	Pct.	Off-Def	Reb.-Avg.	PF-D	A	TO	Blk	ST	Pts-Avg.
2019-20	30-0	531	68-167	.407	9-42	.214	33-47	.702	49-83	132-4.4	65-2	14	49	29	14	178-5.9
2020-21	22-21	669	119-268	.444	19-60	.317	43-75	.573	47-119	166-7.5	47-1	54	55	19	13	300-13.6
2021-22	33-31	785	152-295	.515	26-70	.371	35-64	.547	56-93	149-4.5	72-1	40	41	15	17	365-11.1
2022-23	30-30	896	154-312	.494	32-102	.314	38-62	.613	56-145	201-6.7	72-2	36	53	13	24	378-12.6
Career	115-82	2,881	493-1,042	.473	86-274	.314	149-248	.601	208-440	648-5.6	256-6	144	198	76	68	1,221-10.6



TRINITY BRADY

2

5-11 Guard Indianapolis, Indiana (Hamilton Heights [Tenn.] Christian Academy)

SOPHOMORE (2020-21)

Brady opened her second season at Nebraska as a starter, but suffered an ankle injury in the final minute of a win over Big Sky champion Idaho State (Dec. 6) that sidelined her the rest of the season. Brady averaged 8.5 points, 5.0 rebounds and 2.0 steals in two wins as a starter, but missed the final 24 games.

She produced the best game of her career in Nebraska's 90-61 season-opening win over Oral Roberts (Dec. 4). Brady erupted for a career-high 15 points and a career-best five rebounds while making the first start of her career. She hit 5-of-7 shots including 3-of-3 three-pointers against the Golden Eagles.

She added five more rebounds while setting a career high with four steals in a win over Idaho State (Dec. 6).

BRADY'S CAREER BESTS

Category	Total	Game
Points	15	Oral Roberts (12/4/20)
Rebounds	5	Idaho State (12/6/20)
	5	Oral Roberts (12/4/20)
Assists	4	Houston Christian (11/11/22)
Steals	4	Idaho State (12/6/20)
Blocks	2	Omaha (11/7/22)
FGA	7	Oral Roberts (12/4/20)
FGM	5	Oral Roberts (12/4/20)
FTA	4	Tarleton (11/22/22)
	4	Oral Roberts (12/4/20)
FTM	2	Three Times, most recent
	2	Tarleton (11/22/22)
3-PT FGA	4	Tarleton (11/22/22)
	4	Omaha (11/7/22)
3-PT FGM	3	Oral Roberts (12/4/20)

HONORS & AWARDS

- Nebraska Scholar-Athlete Honor Roll (Spring 2022, 2023)
- Tom Osborne Citizenship Team (2020, 2022)
- IBCA Subway Supreme 15 Underclass All-State (Lawrence North, 2018)
- Indiana Junior All-Star Team (Lawrence North, 2018)
- Central Indiana Super Team (Lawrence North, 2018)
- No. 106 Player in the Nation (Prospects Nation, 2019)

SENIOR (2022-23)

Trinity Brady returned to the court to start the 2022-23 season opener for the Huskers after missing all of the 2021-22 season and all but the first two games of 2020-21 with injuries.

Brady started Nebraska's first eight games in 2022-23, before being hit with an elbow and suffering a concussion in the first half of a loss at No. 9 Virginia Tech (Dec. 1). She did not return after sustaining the injury against the Hokies, missing Nebraska's final 25 games.

She produced a season-high eight points that included three rebounds, two assists and two steals in a career-high 31 minutes in a win over Tarleton (Nov. 22). Brady produced a seven-point, three-rebound effort that included a career-high four assists in a win over Houston Christian (Nov. 11). She added three points, three rebounds, two assists and a career-high two blocks in a season-opening win over Omaha (Nov. 7).

JUNIOR (2021-22)

Brady did not play during the 2021-22 campaign while continuing to deal with nagging injuries.

She contributed off the court by earning a spot on the Nebraska Scholar-Athlete Honor Roll. She was also a member of the 2022 Tom Osborne Citizenship Team.

FRESHMAN (2019-20)

Brady brought strength and versatility to Nebraska's backcourt as a freshman. One of the top high school players in Indiana in 2017-18, Brady completed her prep career at Hamilton Heights Christian Academy in Tennessee.

Brady missed Nebraska's first 10 games as part of the concussion protocol, before making her regular-season debut in the win over Manhattan (Dec. 22). She played in 17 consecutive games before missing the final three games with tendonitis.

Brady played strong defense while recording two points, four rebounds, an assist and a block in 16 minutes off the bench against the Jaspers. She hit the first three of her career and added two assists and her first career steal in the win over Iowa (Dec. 28). Brady's three gave Nebraska a 30-27 second-quarter lead, and the Huskers led the rest of the way.

She sparked a 10-0 first-quarter run at Michigan State with two points, two steals and two rebounds to help Nebraska lead for much of the game against the Spartans before falling in OT on New Year's Eve in East Lansing.

Brady scored a season-high seven points and knocked down two threes while adding two rebounds at Rutgers (Jan. 12).

She scored five points in a 10-0 second-quarter run that sparked Nebraska in a rally from a 25-point first-half deficit against No. 18 Indiana (Feb. 9). The Huskers eventually tied the game in the fourth quarter.

Brady scored eight points and had eight rebounds in an exhibition win over Rogers State (Nov. 2). An opponent fell on Brady inside the paint late in the game, contacting her head and shoulder area.

BEFORE NEBRASKA

The final piece of Nebraska's three-player recruiting class, Brady came to Nebraska after

completing her senior season at Hamilton Heights Christian Academy in Chattanooga, Tenn. She was ranked as the No. 106 player overall in the 2019 class by Prospects Nation.

The Lady Hawks finished No. 18 in the USA Today Super 25 rankings with a 22-3 record. Hamilton Heights Christian Academy fell to Riverdale Baptist in the NACA Championships.

Brady competed for Lawrence North High School in Indianapolis her first three seasons.

As a junior, Brady averaged 21.0 points, 8.5 rebounds and 4.0 assists to earn a spot on the IBCA Subway Supreme 15 Underclass All-State Team. She was also a member of the Indiana Junior All-Star Team and the Central Indiana Super Team.

She led Lawrence North to a 20-4 record and produced several huge individual efforts as a junior in 2017-18, including a 38-point performance against Tindley, 30 points in a win over Pike and 28 points against nationally ranked North Central.

As a sophomore, Brady averaged 15 points and 7.5 rebounds per game for Lawrence North, after averaging 7.2 points and 6.0 rebounds as a freshman.

PERSONAL

Trinity is the daughter of Vincent and Jamie Brady, and she has a younger brother, Vincent II. Trinity earned her bachelor's degree from Nebraska in May of 2023 after majoring in communication studies. She claimed a spot on the Nebraska Scholar-Athlete Honor Roll in the spring semesters of 2022 and 2023. She was a member of the Tom Osborne Citizenship Team in 2020 and 2022.

She had approximately 20 scholarship offers before ultimately choosing Nebraska over Marquette, Dayton and Illinois.

TRINITY BRADY career statistics

Year	G-GS	Min	FG-FGA	Pct.	3P-3PA	Pct.	FT-FTA	Pct.	Off-Def	Reb.-Avg.	PF-D	A	TO	Blk	ST	Pts-Avg.
2019-20	17-0	149	9-36	.250	5-21	.238	5-8	.625	5-13	18-1.1	8-0	4	6	1	3	28-1.6
2020-21	2-2	48	6-12	.500	3-5	.600	2-4	.500	1-9	10-5.0	5-0	1	2	0	4	17-8.5
2021-22	Did Not Play - Injury															
2022-23	8-8	130	6-31	.194	6-18	.333	3-8	.375	0-15	15-1.9	6-0	11	4	2	6	21-2.6
Career	27-10	327	21-79	.266	14-44	.318	10-20	.500	6-37	43-1.6	19-0	16	12	3	13	66-2.4



SAM HAIBY

5-9 Guard Moorhead, Minnesota (Moorhead)

4

HONORS & AWARDS

- All-Big Ten (Second Team, 2021; HM, 2022, 2023)
- Nebraska Record 139 Games Played
- No. 12 at Nebraska, Career Points (1,618)
- No. 6 at Nebraska, Career Assists (477)
- No. 16 at Nebraska, Career Rebounds (642)
- Husker Impact Award (2023)
- Nebraska Clutch Performer Award (2022)
- Nebraska MVP Award (2021)
- Big Ten Weekly Honor Roll (Six Times)
(Dec. 14, 2020, Jan. 4, Jan. 11, Jan. 25, 2021)
(Nov. 11, Dec. 16, 2019)
- ESPN SportsCenter's Top Play
(Game-Winner vs. Northwestern, Dec. 31, 2020)
- Big Ten Freshman of the Week (Feb. 4, 2019)
- Big Ten Distinguished Scholar (2023)
- Academic All-Big Ten (2020, 2022, 2023)
- Nebraska Scholar-Athlete Honor Roll
(Fall 2018, 2022; Spring 2021, 2023)
- Sam Foltz 27 Hero Leadership Award (2021)
- Tom Osborne Citizenship Team
(2019, 2020, 2021, 2022, 2023)

GRADUATE (2022-23)

Sam Haiby (pronounced HY-bee) earned All-Big Ten recognition for the third time, despite missing 10 games early in 2022-23 with an injury. She closed her fifth season at Nebraska by averaging 10.8 points, 5.0 rebounds, 2.9 assists and 1.5 steals over 22 games with 19 starts. She suffered a lower leg injury in the first half of NU's second-round WNIT win over Northern Iowa (March 19), and did not play at Kansas (March 23) in the WNIT Super 16.

Haiby played in a school-record 139 games, while ranking No. 12 in Husker history with 1,618 points, No. 6 in assists with 477 and No. 16 in career rebounds with 642. She is the only Husker in history to achieve the combined career milestones of 1,000 points, 500 rebounds and 400 assists.

Haiby suffered a leg injury on Sept. 12, which was originally thought to be season ending. However, after undergoing an arthroscopic procedure on Oct.

27, Haiby's prognosis was upgraded significantly. She returned to action against Tarleton (Nov. 22) but missed 10 of NU's first 11 games. She returned full time starting with a win over Wyoming (Dec. 18).

She played a huge role in Nebraska's 3OT win over previously unbeaten and No. 20 Kansas (Dec. 21). Haiby had 12 points, five rebounds, three assists and two steals while stepping in to play big minutes down the stretch after a fourth-quarter leg injury to starting guard Allison Weidner.

Haiby finished the season with 14 double-figure scoring efforts, including a season-high 25 points on 7-of-11 shooting, while going 11-for-13 at the free throw line in a first-round WNIT win over Missouri State (March 15). It was the 88th double-figure scoring performance of her career.

She scored 17 points and had five rebounds in Nebraska's win at Northwestern (Feb. 6). It followed a double-double with 11 points and 10 rebounds to go with three assists and four steals in a win over Michigan State (Feb. 2).

SENIOR (2021-22)

Haiby averaged 11.0 points, 4.5 rebounds, 3.9 assists and 1.4 steals to help the Huskers to a 24-9 overall record, a No. 23 final NET ranking and a No. 8 seed in the NCAA Tournament.

She scored a season-high 20 points to go with six rebounds and three steals in the NCAA first round against Gonzaga in Louisville (March 18). She notched double figures in nine of Nebraska's last 10 games, despite being limited by an upper body injury suffered at Indiana (Dec. 13).

Her increased production down the stretch began with 14 points, including 10 in the fourth quarter, to go with four rebounds and four assists in a 72-55 win over No. 5 Indiana (Feb. 14), which marked Nebraska's largest victory margin in history over a top-five foe. She added 16 points, including nine in the fourth quarter, in a 76-73 win over No. 10 Michigan in the Big Ten quarterfinals (March 4).

Haiby had 15 points, including 13 in the second half, in NU's 67-62 win over Creighton. She added 10 points, six rebounds, six assists and three steals in a 79-58 win over No. 8 Michigan (Jan. 4), which matched Nebraska's largest victory margin in history over a top-10 opponent.

In Nebraska's four wins over 2022 NCAA Sweet Sixteen teams (Michigan-2, Indiana, Creighton), Haiby averaged 13.8 points, 4.8 rebounds, 4.3 assists and 2.0 steals. The honorable-mention All-Big Ten choice in 2021-22 scored 19 points and had a career-high six steals at Michigan State (Dec. 30), before going for 18 points against No. 22 Iowa (Jan. 9). She scored double figures 22 times in 2021-22.

JUNIOR (2020-21)

Haiby captured second-team All-Big Ten honors by leading the Huskers in scoring (16.8 ppg), assists (4.4 apg) and steals (1.2 spg) while ranking third on the team in rebounding (6.8 rpg). She was the only player in the Big Ten to rank among the top 15 in scoring (11th), rebounding (15th) and assists (8th).

She scored in double figures 21 times, including 10 20-point games. Haiby erupted for a career-high

HAIBY'S CAREER BESTS

Points	33	Illinois (12/10/20)
Rebounds	12	Three Times, most recent
	12	Maryland (1/22/23)
Assists	10	Ohio State (1/16/21)
Steals	6	Michigan State (12/30/21)
Blocks	2	Three Times, most recent
	2	Penn State (1/11/23)
FGA	21	Minnesota (1/19/21)
FGM	11	Missouri (11/10/19)
FTA	16	Illinois (12/10/20)
FTM	14	Illinois (12/10/20)
3-PT FGA	8	Colorado (3/20/21)
3-PT FGM	4	Maryland (3/11/21)
	4	Penn State (2/21/21)

33 points to go with nine rebounds in a win over Illinois (Dec. 10). She added 28 points against Iowa (Feb. 11) and 27 at No. 15 Michigan (Jan. 7).

Haiby had 25 points and a career-high-tying 12 rebounds against Minnesota (Jan. 19) to produce her third career double-double. She recorded her first double-double with 11 points and a career-high 12 boards in a 68-64 win at No. 23 Michigan State (Jan. 10), before getting 11 points and a career-high 10 assists to go with eight rebounds in a 63-55 win over No. 15 Ohio State (Jan. 16).

Haiby became the 35th Husker in history to achieve 1,000 career points during her 24-point effort against No. 7 Maryland at the Big Ten Tournament in Indianapolis (March 11).

Haiby added 24 points in a win over Wisconsin (Jan. 28), 22 at Illinois (Jan. 25) and 20 at Rutgers (Feb. 7) before closing the season with 20 more against Colorado in the round of 16 in the Postseason WNIT (March 20). She had 19 points, eight rebounds and five assists, including the game-winning put-back as time expired in a 65-63 win over No. 15 Northwestern (Dec. 31). Her shot was named ESPN SportsCenter's Top Play of the day.

SOPHOMORE (2019-20)

Haiby ranked second among the Huskers in scoring (10.0 ppg) and assists (3.3 apg) while leading Nebraska in steals (1.5 spg) in 2019-20.

She had a season-high 28 points in a 90-85 OT win at Missouri (Nov. 10). Haiby added 20 points in a win over ORU (Dec. 14). She scored double figures 16 times on the year.

FRESHMAN (2018-19)

Haiby produced off the bench in all 30 games, finishing as NU's second-leading scorer (10.0 ppg), while adding 3.0 rebounds and 2.6 assists. She scored in double figures 15 times, including each of the final four games.

She erupted for a season-high 20 points - all after halftime - at Washington State (Nov. 16). She recorded her best Big Ten effort with 17 points against Indiana (Feb. 3) and had 17 more at Creighton (Dec. 2).

Haiby was the Big Ten Freshman of the Week after averaging 15.0 points at Purdue (Jan. 31) and Indiana (Feb. 3).

SAM HAIBY career statistics

Year	G-GS	Min	FG-FGA	Pct.	3P-3PA	Pct.	FT-FTA	Pct.	Off-Def	Reb.-Avg.	PF-D	A	TO	Blk	ST	Pts-Avg.
2018-19	30-0	630	105-241	.436	15-48	.313	76-106	.717	35-55	90-3.0	46-0	78	49	3	25	301-10.0
2019-20	30-30	773	103-258	.399	32-88	.364	62-81	.765	28-97	125-4.2	50-0	100	69	7	44	300-10.0
2020-21	26-26	884	139-365	.381	40-107	.374	120-147	.816	49-127	176-6.8	62-0	115	81	6	32	438-16.8
2021-22	31-31	841	115-287	.401	19-78	.244	93-114	.816	31-110	141-4.5	51-0	121	74	9	42	342-11.0
2022-23	22-19	584	76-203	.374	9-36	.250	76-100	.760	29-81	110-5.0	37-0	63	55	3	34	237-10.8
Career	139-106	3,712	538-1,354	.397	115-357	.322	427-548	.779	172-470	642-4.6	246-0	477	328	28	177	1,618-11.6



KELSEY GRIFFIN
2010 ALL-AMERICAN

RECORDS

NEBRASKA INDIVIDUAL GAME RECORDS

POINTS

1. Karen Jennings (Kansas St., 1/21/92)	48
2. Maurice Ivy (Illinois, 12/30/86)	46
3. Crystal Coleman (Oklahoma St., 2/19/83)	41
4. Amy Stephens (Oklahoma, 2/8/89)	40
5. Karen Jennings (Oklahoma, 2/15/92)	39
6. Kate Galligan (Kansas, 2/11/96)	38
7. Jaz Shelley (Minnesota, 2/15/23)	37
Kiera Hardy (Baylor, 1/12/05)	37
Amy Stephens (Kansas, 2/4/89)	37
10. Jordan Hooper (Florida State, 12/8/12)	36
Kelsey Griffin (Kansas St., 3/6/10)	36
Nicole Kubik (Kansas, 1/16/99)	36
Pyra Aarden (Bowling Green, 12/10/94)	36
Karen Jennings (Illinois, 12/14/91)	36
Amy Stephens (Missouri, 2/18/89)	36

FIELD GOALS MADE

1. Karen Jennings (Kansas St., 1/21/92)	22
2. Crystal Coleman (Oklahoma St., 2/19/83)	17
Janet Smith (Central Missouri St., 1/7/81)	17
4. Maurice Ivy (Oklahoma, 2/21/87)	16
Maurice Ivy (Illinois, 12/30/86)	16
6. Kelsey Griffin (Kansas St., 3/6/10)	15
Pyra Aarden (Bowling Green, 12/10/94)	15
Amy Stephens (BYU, 12/5/87)	15
Diane DelVigna (Valdosta St., 11/23/79)	15
Diane DelVigna (Weber St., 11/17/79)	15

FIELD GOALS ATTEMPTED

1. Nicole Kubik (Missouri, 2/2/99)	33
2. Tear'a Lauderhill (Rutgers, 2/5/15)	28
Darcy Williamson (Wayne St., 2/23/76)	28
Darcy Williamson (UNO, 1/14/76)	28
5. Jessica Shepard (Ohio St., 2/16/17)	27
Rachel Theriot (Minnesota, 12/29/14)	27
Jordan Hooper (Illinois, 2/27/14)	27
Jordan Hooper (Washington St., 11/30/13)	27
Kiera Hardy (Missouri, 2/26/05)	27
10. Anna DeForge (Baylor, 1/21/98)	26
Karen Jennings (Kansas St., 1/21/92)	26
Maurice Ivy (Oklahoma, 2/21/87)	26
Maurice Ivy (Iowa St., 2/22/86)	26
Sherry Brink (St. Cloud St., 3/24/76)	26
Sherry Brink (UNO, 1/28/76)	26

FIELD GOAL PERCENTAGE

(minimum 10 made)

1. Carol Russell (Oklahoma, 1/29/91)	1.000 (10-10)
Cathy Owen (Kentucky, 1/4/84)	1.000 (10-10)
3. Karen Jennings (Howard, 12/11/92)917 (11-12)
4. Debra Powell (Oklahoma St., 2/9/85)909 (10-11)
Crystal Coleman (Kentucky, 1/4/84)909 (10-11)
6. Karen Jennings (Kansas St., 1/21/92)846 (22-26)
Chelsea Aubry (Missouri, 1/20/07)846 (11-13)
Maurice Ivy (BYU, 12/5/87)846 (11-13)
Carol Garey (William Woods, 11/13/78)846 (11-13)
10. Jessica Shepard (Penn St., 1/13/16)833 (10-12)
Kelsey Griffin (Texas, 1/12/10)833 (10-12)
Jessica Gerhart (N. Colorado, 11/19/04)833 (10-12)
Kim Harris (Oklahoma, 1/27/88)833 (10-12)
Maurice Ivy (Tulsa, 11/28/86)833 (10-12)

3-POINT FIELD GOALS MADE

1. Jaz Shelley (Illinois, 3/3/22)	9
2. Natalie Romeo (Wisconsin, 1/27/16)	8
Natalie Romeo (Penn State, 1/13/16)	8
4. Jaz Shelley (Minnesota, 2/15/23)	7
Jaz Shelley (Wisconsin, 12/7/22)	7
Jaz Shelley (Mississippi St., 11/26/22)	7
Natalie Romeo (Rutgers, 3/3/16)	7
Natalie Romeo (Illinois, 3/5/15)	7
Tear'a Lauderhill (Alabama, 12/7/14)	7
Tear'a Lauderhill (Penn St., 2/24/14)	7
Jordan Hooper (Missouri, 2/2/11)	7
Kiera Hardy (Iowa, 3/21/05)	7
K.C. Cowgill (Colgate, 11/23/01)	7
Amy Stephens (Kansas, 2/4/89)	7
Amy Stephens (Iowa, 12/30/88)	7

3-POINT FIELD GOALS ATTEMPTED

1. Kiera Hardy (Missouri, 2/26/05)	19
2. Amy Stephens (Kansas St., 2/11/89)	18
3. Tear'a Lauderhill (Rutgers, 2/5/15)	17
4. Natalie Romeo (Penn State, 1/13/16)	16
Kiera Hardy (Minnesota, 12/3/05)	16
Amy Stephens (Oklahoma St., 2/15/89)	16



Husker great Maurice Ivy's 46 points against Illinois in 1986 rank as the second-highest single-game point total in school history.

7. Tear'a Lauderhill (Minnesota, 2/24/15)	15
Tear'a Lauderhill (Alabama, 12/7/14)	15
Jordan Hooper (Illinois, 2/27/14)	15
10. Taylor Kissinger (Buffalo, 11/23/17)	14
Natalie Romeo (Wisconsin, 1/27/16)	14
Yvonne Turner (Colorado, 2/20/10)	14
Yvonne Turner (Baylor, 1/17/10)	14

3-POINT FIELD GOAL PERCENTAGE

(minimum 5 made)

1. Taylor Kissinger (USC Upstate, 11/11/18)	1.000 (6-6)
Jessica Periago (Indiana, 12/5/10)	1.000 (5-5)
3. K.C. Cowgill (Colgate, 11/23/01)875 (7-8)
Amy Stephens (Kansas, 2/4/89)875 (7-8)
5. Jaz Shelley (Drexel, 11/26/21)857 (6-7)
Alexis Markowski (Iowa, 1/16/22)857 (6-7)
7. Nicole Kubik (Kansas St., 1/30/00)833 (5-6)
Sabrina Brooks (UMKC, 11/30/87)833 (5-6)
9. Hannah Whitish (Michigan St., 2/14/18)714 (5-7)
Emily Wood (Washington St., 12/22/17)714 (5-7)
Natalie Romeo (Michigan St., 2/14/16)714 (5-7)
Jordan Hooper (No. Arizona, 12/10/11)714 (5-7)
Heather Kephart (Washington St., 12/4/03)714 (5-7)
Brooke Schwartz (Kansas, 2/13/99)714 (5-7)
Kate Galligan (Arkansas St., 12/12/93)714 (5-7)

FREE THROWS MADE

1. Kelsey Griffin (Missouri, 2/27/10)	17
2. Nicole Kubik (Kansas, 1/16/99)	16
3. Jelena Spiric (Baylor, 1/12/05)	15
4. Sam Haiby (Illinois, 12/10/20)	15
Margaret Richards (E. Kentucky, 11/29/03)	14
Pyra Aarden (Missouri, 2/19/95)	14
Maurice Ivy (Illinois, 12/30/86)	14
Crystal Coleman (Central Michigan, 11/26/83)	14
Laura Tietjen (UNLV, 1/15/77)	14
10. Rachel Theriot (UCLA, 11/28/14)	13
Lindsey Moore (USC, 11/23/12)	13
Lindsey Moore (Purdue, 3/4/12)	13
Lindsey Moore (South Dakota St., 12/21/11)	13
Dominique Kelley (St. Mary's, 11/20/10)	13
Kelsey Griffin (Texas A&M-CC, 11/27/05)	13
Nicole Kubik (Kentucky, 3/13/99)	13
Jami Kubik (Missouri, 2/17/98)	13
Meggan Yedsena (Missouri, 2/16/94)	13
Debra Powell (Missouri, 1/21/84)	13

FREE THROWS ATTEMPTED

1. Jessica Shepard (Michigan St., 2/26/17)	20
Jessica Shepard (Northern Arizona, 12/19/15)	20
3. Kelsey Griffin (Missouri, 2/27/10)	18
Kelsey Griffin (Texas A&M-CC, 11/27/05)	18
Margaret Richards (E. Kentucky, 11/29/03)	18
Nicole Kubik (Kansas, 1/16/99)	18
7. Pyra Aarden (Missouri, 2/19/95)	17
8. Sam Haiby (Illinois, 12/10/20)	16
Jessica Shepard (Michigan, 1/24/16)	16
Jelena Spiric (Baylor, 1/12/05)	16
Jami Kubik (Missouri, 2/17/98)	16

Nafeesah Brown (Oklahoma, 1/9/94)	16
Maurice Ivy (Illinois, 12/30/86)	16
Crystal Coleman (Oklahoma, 1/12/83)	16

FREE THROW PERCENTAGE

(minimum 10 made)

1. Laura Tietjen (UNLV, 1/15/77)	1.000 (14-14)
Dominique Kelley (St. Mary's, 11/20/10)	1.000 (13-13)
Jordan Hooper (Purdue, 3/4/12)	1.000 (12-12)
Kate Galligan (Missouri, 2/18/96)	1.000 (12-12)
Karen Jennings (Oklahoma, 1/10/93)	1.000 (12-12)
Tina McClain (Missouri, 3/2/96)	1.000 (11-11)
Jaz Shelley (Illinois, 2/9/23)	1.000 (10-10)
Sam Haiby (Penn St., 3/2/19)	1.000 (10-10)
Emily Cady (Utah St., 12/8/13)	1.000 (10-10)
Emily Cady (Alabama, 11/11/13)	1.000 (10-10)
Cory Montgomery (Denver, 11/24/08)	1.000 (10-10)
Kiera Hardy (Missouri, 2/25/04)	1.000 (10-10)
Kate Galligan (Iowa St., 2/27/94)	1.000 (10-10)
Cathy Owen (Oklahoma, 3/2/85)	1.000 (10-10)
Debra Powell (Clemson, 11/24/84)	1.000 (10-10)
16. Kelsey Griffin (Missouri, 2/27/10)944 (17-18)

REBOUNDS

1. Janet Smith (UNO, 12/19/80)	25
2. Kelly Hubert (Wisconsin, 12/7/90)	23
3. Angie Miller (UMKC, 12/7/83)	22
4. Janet Smith (South Dakota, 1/30/81)	21
Kathy Hagerstrom (Iowa St., 1/16/81)	21
6. Kate Cain (Penn St., 2/22/18)	20
Jessica Shepard (Michigan, 1/24/16)	20
Charlie Rogers (Drake, 12/2/99)	20
Pyra Aarden (Bowling Green, 12/10/94)	20
Janet Smith (Northwestern, 12/29/80)	20

ASSISTS

1. Kathy Hawkins (Kearney St., 2/17/76)	19
2. Rachel Theriot (Minnesota, 3/7/14)	18
3. Kathy Hawkins (UNO, 12/17/76)	17
4. Rachel Theriot (California, 12/12/15)	15
Kathy Hawkins (UNO, 1/28/76)	15
6. Rachel Theriot (Penn State, 2/2/16)	14
7. Rachel Theriot (Minnesota, 2/11/16)	13
Stacy Imming (Oklahoma, 2/21/87)	13
9. Jaz Shelley (Tarleton, 11/22/22)	12
Jaz Shelley (Minnesota, 2/20/22)	12
Hannah Whitish (Purdue, 1/31/19)	12
Rachel Theriot (Michigan St., 2/14/16)	12
Rachel Theriot (Purdue, 1/20/16)	12
Rachel Theriot (Fresno St., 3/22/14)	12
Rachel Theriot (Michigan St., 2/8/14)	12
Meggan Yedsena (Arizona St., 1/4/94)	12
Meggan Yedsena (Oklahoma, 1/26/91)	12
Amy Stephens (Colorado, 2/20/88)	12
Crystal Coleman (Pepperdine, 1/11/84)	12

STEALS

1. Kathy Hawkins (Wichita St., 2/5/77)	10
2. Nicole Kubik (Washington, 12/6/99)	9
Nicole Kubik (North Texas, 12/20/98)	9
LaToya Doage (Missouri, 1/18/97)	9
Nafeesah Brown (Northern Iowa, 12/28/93)	9
Kathy Hawkins (Occidental, 1/10/77)	9
Kathy Hawkins (UNO, 1/28/76)	9
8. Yvonne Turner (Arkansas-Pine Bluff, 1/2/08)	8
Yvonne Turner (Florida, 11/17/07)	8
Nicole Kubik (Kansas, 1/16/99)	8
Nicole Kubik (S. Alabama, 11/13/98)	8
Nicole Kubik (Missouri, 2/17/98)	8
Stacy Imming (Oklahoma St., 2/9/85)	8
Crystal Coleman (UCLA, 1/10/84)	8
Kathy Hawkins (UNO, 12/17/76)	8
Jan Crouch (NW Missouri St., 12/14/76)	8

BLOCKED SHOTS

1. Kate Cain (Florida Atlantic, 12/19/17)	11
Kate Cain (Ohio State, 1/16/21)	9
Danielle Page (Baylor, 2/3/07)	9
4. Kate Cain (Ohio St., 2/2/20)	8
Kate Cain (Alabama A&M, 11/6/19)	8
6. Kate Cain (Michigan St., 2/17/19)	7
Kate Cain (Michigan, 3/2/18)	7
Catheryn Redmon (Albany, 12/30/10)	7
Catheryn Redmon (Kansas St., 2/29/09)	7
Danielle Page (Kansas, 1/12/08)	7
Danielle Page (Bakersfield, 12/13/07)	7
Katie Morse (Texas A&M, 1/17/04)	7

NEBRASKA INDIVIDUAL SEASON RECORDS

POINTS

1. Karen Jennings (1991-92).....	810
2. Diane DelVigna (1979-80).....	787
3. Kelsey Griffin (2009-10).....	685
4. Maurtice Ivy (1986-87).....	683
5. Jordan Hooper (2013-14).....	672
6. Nicole Kubik (1998-99).....	654
7. Karen Jennings (1992-93).....	647
8. Diane DelVigna (1978-79).....	646
9. Jordan Hooper (2011-12).....	624
10. Amy Stephens (1988-89).....	612

POINTS PER GAME

1. Karen Jennings (1991-92).....	25.3
2. Maurtice Ivy (1986-87).....	23.6
3. Amy Stephens (1988-89).....	21.9
4. Karen Jennings (1992-93).....	20.9
5. Karen Jennings (1990-91).....	20.5
6. Jordan Hooper (2013-14).....	20.4
7. Nafeesah Brown (1993-94).....	20.2
8. Kelsey Griffin (2009-10).....	20.1
9. Nicole Kubik (1998-99).....	19.8
10. Maurtice Ivy (1985-86).....	19.7
Diane DelVigna (1979-80).....	19.7

FIELD GOALS MADE

1. Diane DelVigna (1979-80).....	338
2. Karen Jennings (1991-92).....	337
3. Diane DelVigna (1978-79).....	283
4. Maurtice Ivy (1986-87).....	265
5. Karen Jennings (1992-93).....	256
6. Kelsey Griffin (2009-10).....	245
Amy Stephens (1986-87).....	245
8. Karen Jennings (1990-91).....	236
9. Nicole Kubik (1998-99).....	234
10. Jordan Hooper (2013-14).....	233

FIELD GOALS ATTEMPTED

1. Diane DelVigna (1979-80).....	777
2. Diane DelVigna (1978-79).....	645
3. Nicole Kubik (1998-99).....	568
4. Kiera Hardy (2004-05).....	560
5. Karen Jennings (1991-92).....	559
6. Darcy Williamson (1975-76).....	547
7. Anna DeForge (1997-98).....	543
8. Jordan Hooper (2012-13).....	537
9. Jordan Hooper (2013-14).....	533
10. Jordan Hooper (2011-12).....	522

FIELD GOAL PERCENTAGE

(minimum 70 made)	
1. Hailie Sample (2014-15).....	.611 (99-162)
2. Charlie Rogers (1997-98).....	.606 (114-188)
3. Karen Jennings (1991-92).....	.603 (337-559)
4. LaToya Doage (1996-97).....	.601 (86-143)
5. Pyra Aarden (1994-95).....	.598 (146-244)
6. Kelsey Griffin (2009-10).....	.596 (245-411)
7. Pyra Aarden (1995-96).....	.592 (132-223)
8. Kelli Benson (1983-84).....	.588 (90-153)
9. Kelli Benson (1982-83).....	.587 (81-138)
10. Kathy Hagerstrom (1980-81).....	.583 (221-379)

3-POINT FIELD GOALS MADE

1. Natalie Romeo (2015-16).....	104
2. Kiera Hardy (2004-05).....	85
Amy Stephens (1988-89).....	85
4. Jaz Shelley (2021-22).....	82
Yvonne Turner (2009-10).....	82
6. Jordan Hooper (2012-13).....	81
Kiera Hardy (2005-06).....	81
8. Jordan Hooper (2013-14).....	80
9. Jaz Shelley (2022-23).....	79
10. Hannah Whitish (2017-18).....	73

3-POINT FIELD GOALS ATTEMPTED

1. Natalie Romeo (2015-16).....	245
2. Jordan Hooper (2012-13).....	242
3. Kiera Hardy (2004-05).....	238
4. Yvonne Turner (2009-10).....	225
5. Kiera Hardy (2005-06).....	224
6. Jordan Hooper (2013-14).....	220
7. Jaz Shelley (2022-23).....	219

8. Amy Stephens (1988-89).....	216
9. Tear'a Laudermill (2014-15).....	211
10. Jordan Hooper (2011-12).....	210

3-POINT FIELD GOAL PERCENTAGE (minimum 30 made)

1. Kate Galligan (1995-96).....	.456 (52-114)
Taylor Kissinger (2018-19).....	.456 (62-136)
3. Chelsea Aubry (2006-07).....	.434 (33-76)
4. Rachel Theriot (2013-14).....	.430 (40-93)
5. Natalie Romeo (2015-16).....	.424 (104-245)
6. Emily Wood (2017-18).....	.423 (33-78)
7. Ashley Scoggin (2021-22).....	.420 (55-131)
8. Amy Stephens (1987-88).....	.411 (44-107)
9. Jina Johansen (2003-04).....	.411 (30-73)
10. Hannah Whitish (2016-17).....	.407 (57-140)
Kate Galligan (1993-94).....	.407 (50-123)

FREE THROWS MADE

1. Kelsey Griffin (2009-10).....	189
2. Dominique Kelley (2009-10).....	165
3. Maurtice Ivy (1984-85).....	153
4. Nicole Kubik (1998-99).....	151
5. Lindsey Moore (2011-12).....	145
6. Jordan Hooper (2011-12).....	143
7. Nafeesah Brown (1993-94).....	141
8. Karen Jennings (1992-93).....	135
9. Emily Cady (2013-14).....	133
10. Nicole Kubik (1999-00).....	130

FREE THROWS ATTEMPTED

1. Kelsey Griffin (2009-10).....	250
2. Dominique Kelley (2009-10).....	214
3. Jessica Shepard (2015-16).....	203
4. Nicole Kubik (1998-99).....	196
Maurtice Ivy (1986-87).....	196
6. Nafeesah Brown (1993-94).....	193
Debra Powell (1981-82).....	193
8. Jordan Hooper (2011-12).....	183
9. Lindsey Moore (2011-12).....	177
10. Kelsey Griffin (2007-08).....	176
Jessica Shepard (2016-17).....	176

FREE THROW PERCENTAGE (minimum 50 made)

1. Cathy Owen (1984-85).....	.950 (57-60)
2. Rachel Theriot (2014-15).....	.926 (63-68)
3. Dominique Kelley (2010-11).....	.907 (68-75)
4. Cathy Owen (1983-84).....	.885 (54-61)
Rachel Theriot (2013-14).....	.885 (69-78)



Karen Jennings scored a Nebraska record 810 points while averaging a school-best 25.3 points per game as a junior in 1991-92.

6. Amy Stephens (1987-88).....	.867 (52-60)
7. Emily Cady (2013-14).....	.858 (133-155)
8. Cory Montgomery (2008-09).....	.856 (95-111)
9. Tear'a Laudermill (2013-14).....	.855 (59-69)
10. Amy Stephens (1988-89).....	.852 (75-88)

REBOUNDS

1. Janet Smith (1980-81).....	417
2. Janet Smith (1979-80).....	372
3. Kelsey Griffin (2009-10).....	354
4. Emily Cady (2014-15).....	327
5. Alexis Markowski (2022-23).....	322
6. Karen Jennings (1991-92).....	319
7. Carol Garey (1978-79).....	314
8. Jordan Hooper (2011-12).....	306
9. Emily Cady (2013-14).....	304
10. Nafeesah Brown (1993-94).....	303
Carol Garey (1979-80).....	303
12. Jordan Hooper (2012-13).....	300

REBOUNDS PER GAME

1. Janet Smith (1980-81).....	13.5
2. Kelsey Griffin (2009-10).....	10.4
3. Emily Cady (2014-15).....	10.2
4. Nafeesah Brown (1993-94).....	10.1
5. Karen Jennings (1991-92).....	10.0
6. Alexis Markowski (2022-23).....	9.8
Jessica Shepard (2016-17).....	9.8
8. Janet Smith (1981-82).....	9.4
9. Jordan Hooper (2011-12).....	9.3
Pyra Aarden (1994-95).....	9.3
Janet Smith (1979-80).....	9.3

ASSISTS

1. Rachel Theriot (2013-14).....	234
2. Jaz Shelley (2022-23).....	206
3. Lindsey Moore (2012-13).....	195
Meggan Yedsena (1991-92).....	195
5. Jina Johansen (2004-05).....	191
Kathy Hawkins (1975-76).....	191
7. Nicole Kubik (1998-99).....	186
8. Lindsey Moore (2010-11).....	183
9. Rachel Theriot (2015-16).....	182
10. Meggan Yedsena (1993-94).....	169
Meggan Yedsena (1992-93).....	169

STEALS

1. Nicole Kubik (1998-99).....	136
2. Nicole Kubik (1999-00).....	108
3. Nicole Kubik (1997-98).....	104
Diane DelVigna (1978-79).....	100
5. Diane DelVigna (1979-80).....	91
6. Meggan Yedsena (1990-91).....	86
7. Amy Stephens (1988-89).....	82
8. Yvonne Turner (2007-08).....	81
9. Meggan Yedsena (1993-94).....	80
10. Ami Beiriger (1980-81).....	76

BLOCKED SHOTS

1. Kate Cain (2019-20).....	101
2. Kate Cain (2017-18).....	100
3. Kate Cain (2018-19).....	79
Danielle Page (2007-08).....	78
5. Catheryn Redmon (2010-11).....	77
6. Kate Cain (2020-21).....	72
7. Janet Smith (1979-80).....	69
8. Catheryn Redmon (2008-09).....	67
9. Catheryn Redmon (2009-10).....	63
10. Danielle Page (2006-07).....	60

DOUBLE-DOUBLES

1. Kelsey Griffin (2009-10).....	20
2. Nafeesah Brown (1993-94).....	16
3. Alexis Markowski (2022-23).....	15
Jessica Shepard (2016-17).....	15
5. Jordan Hooper (2013-14).....	14
Emily Cady (2013-14).....	14
Jordan Hooper (2011-12).....	14
8. Karen Jennings (1992-93).....	13
Karen Jennings (1990-91).....	13
10. Emily Cady (2014-15).....	11

NEBRASKA INDIVIDUAL CAREER RECORDS

POINTS

1. Karen Jennings (1990-93).....	2,405
2. Jordan Hooper (2011-14).....	2,357
3. Maurice Ivy (1985-88).....	2,131
4. Kelsey Griffin (2006-10).....	2,033
5. Amy Stephens (1986-89).....	1,976
6. Kiera Hardy (2004-07).....	1,930
7. Nicole Kubik (1997-00).....	1,867
8. Anna DeForge (1995-98).....	1,859
9. Debra Powell (1982-85).....	1,843
10. Kathy Hagerstrom (1980-83).....	1,778

POINTS PER GAME

1. Karen Jennings (1990-93).....	20.2
2. Maurice Ivy (1985-88).....	19.2
3. Diane DelVigna (1979-80).....	19.1
4. Jessica Shepard (2016-17).....	18.6
5. Jordan Hooper (2011-14).....	18.0
6. Amy Stephens (1986-89).....	17.3
7. Debra Powell (1982-85).....	16.6
8. Nafeesah Brown (1992-94).....	16.3
9. Kelsey Griffin (2006-10).....	16.0
10. Anna DeForge (1995-98).....	15.9

FIELD GOALS MADE

1. Karen Jennings (1990-93).....	981
2. Maurice Ivy (1985-88).....	847
3. Jordan Hooper (2011-14).....	817
4. Amy Stephens (1986-89).....	816
5. Kathy Hagerstrom (1980-83).....	742
6. Kelsey Griffin (2006-10).....	731
7. Debra Powell (1982-85).....	718
8. Anna DeForge (1995-98).....	694
9. Kiera Hardy (2004-07).....	692
10. Nicole Kubik (1997-00).....	649

FIELD GOALS ATTEMPTED

1. Jordan Hooper (2011-14).....	2,039
2. Maurice Ivy (1985-88).....	1,799
3. Karen Jennings (1990-93).....	1,726
4. Kiera Hardy (2004-07).....	1,720
5. Amy Stephens (1986-89).....	1,658
6. Anna DeForge (1995-98).....	1,626
7. Nicole Kubik (1997-00).....	1,573
8. Debra Powell (1982-85).....	1,503
9. Kathy Hagerstrom (1980-83).....	1,434
10. Diane DelVigna (1979-80).....	1,422

FIELD GOAL PERCENTAGE

(minimum 200 made)	
1. Pyra Aarden (1993-96).....	.574 (359-625)
2. Karen Jennings (1990-93).....	.568 (981-1,726)
3. Charlie Rogers (1997-00).....	.561 (421-750)
4. Kelsey Griffin (2006-10).....	.558 (731-1,309)
5. Kate Cain (2018-21).....	.552 (487-883)
6. Catheryn Redmon (2008-11).....	.539 (274-508)
7. Ann Halsne (1988-91).....	.529 (423-799)
8. Cathy Owen (1982-85).....	.523 (422-807)
9. Casey Leonhardt (2000-01).....	.519 (280-539)
10. Kathy Hagerstrom (1980-83).....	.517 (742-1,434)

3-POINT FIELD GOALS MADE

1. Jordan Hooper (2011-14).....	295
2. Kiera Hardy (2004-07).....	267
3. Hannah Whitish (2017-20).....	258
4. Yvonne Turner (2007-10).....	183
5. Lindsey Moore (2010-13).....	173
6. Jaz Shelley (2022-present).....	161
7. Tear'a Lauderhill (2012-15).....	157
8. Natalie Romeo (2015-16).....	155
9. Anna DeForge (1995-98).....	155
10. Kate Galligan (1993-96).....	145

3-POINT FIELD GOALS ATTEMPTED

1. Jordan Hooper (2011-14).....	856
2. Kiera Hardy (2004-07).....	752
3. Hannah Whitish (2017-20).....	674
4. Yvonne Turner (2007-10).....	545
5. Tear'a Lauderhill (2012-15).....	534
6. Lindsey Moore (2010-13).....	516
7. Anna DeForge (1995-98).....	464
8. Nicole Kubik (1997-00).....	447

9. Jaz Shelley (2022-present).....	421
10. Kaitlyn Burke (2008-12).....	380

3-POINT FIELD GOAL PERCENTAGE (minimum 50 made)

1. Taylor Kissinger (2018-20).....	.405 (122-301)
2. Rachel Theriot (2013-16).....	.403 (96-238)
3. Sabrina Brooks (1988-89).....	.400 (66-165)
4. Amy Stephens (1986-89).....	.399 (129-323)
5. Natalie Romeo (2015-16).....	.398 (155-389)
6. Ashley Scoggin (2021-22).....	.397 (98-247)
7. Dominique Kelley (2008-11).....	.389 (68-175)
8. Cory Montgomery (2007-10).....	.385 (80-208)
9. Kate Galligan (1993-96).....	.385 (145-377)
10. Hannah Whitish (2017-20).....	.383 (258-674)
11. Jaz Shelley (2022-present).....	.382 (161-421)

FREE THROWS MADE

1. Kelsey Griffin (2006-10).....	562
2. Nicole Kubik (1997-00).....	440
3. Maurice Ivy (1985-88).....	431
4. Jordan Hooper (2011-14).....	428
5. Sam Haiby (2019-23).....	427
6. Karen Jennings (1990-93).....	426
7. Debra Powell (1982-85).....	407
8. Lindsey Moore (2010-13).....	402
9. Emily Cady (2012-15).....	396
10. Dominique Kelley (2008-11).....	383

FREE THROWS ATTEMPTED

1. Kelsey Griffin (2006-10).....	773
2. Debra Powell (1982-85).....	644
3. Nicole Kubik (1997-00).....	586
4. Karen Jennings (1990-93).....	570
5. Maurice Ivy (1985-88).....	570
6. Sam Haiby (2019-23).....	548
7. Jordan Hooper (2011-14).....	543
8. Lindsey Moore (2010-13).....	511
9. Emily Cady (2012-15).....	493
10. Dominique Kelley (2008-11).....	490

FREE THROW PERCENTAGE

(minimum 100 made)	
1. Cathy Owen (1982-85).....	.879 (204-232)
2. Rachel Theriot (2013-16).....	.876 (190-217)
3. Amy Stephens (1986-89).....	.837 (215-257)
4. Kiera Hardy (2004-07).....	.811 (279-344)
5. Emily Cady (2012-15).....	.803 (396-493)
6. Jaz Shelley (2022-present).....	.801 (149-186)
7. Angie Miller (1984-87).....	.796 (335-421)
8. Alexa Johnson (2001-04).....	.796 (218-274)
9. Cory Montgomery (2007-10).....	.789 (240-304)
10. Jordan Hooper (2011-14).....	.788 (428-543)
11. Lindsey Moore (2010-13).....	.787 (402-511)

REBOUNDS

1. Janet Smith (1979-82).....	1,280
2. Emily Cady (2012-15).....	1,114
3. Jordan Hooper (2011-14).....	1,110
4. Kelsey Griffin (2006-10).....	1,019
5. Karen Jennings (1990-93).....	1,000
6. Kathy Hagerstrom (1980-83).....	874
7. Anna DeForge (1995-98).....	804
8. Kate Cain (2018-21).....	780
9. Maurice Ivy (1985-88).....	778
10. Debra Powell (1982-85).....	750

REBOUNDS PER GAME

1. Janet Smith (1979-82).....	9.4
2. Jessica Shepard (2016-17).....	9.2
3. Alexis Markowski (2022-present).....	8.9
4. Nafeesah Brown (1992-94).....	8.6
5. Carol Garey (1979-80).....	8.6
6. Jordan Hooper (2011-14).....	8.5
7. Emily Cady (2012-15).....	8.4
8. Keasha Cannon-Johnson (2002-04).....	8.4
9. Karen Jennings (1990-93).....	8.4
10. Kelsey Griffin (2006-10).....	8.0

ASSISTS

1. Lindsey Moore (2010-13).....	699
2. Meggan Yedsena (1991-94).....	696
3. Rachel Theriot (2013-16).....	626

4. Jina Johansen (2002-05).....	567
5. Nicole Kubik (1997-00).....	563
6. Sam Haiby (2019-23).....	477
7. Hannah Whitish (2017-20).....	470
8. Amy Stephens (1986-89).....	444
9. Stacy Imming (1984-87).....	402
10. Anna DeForge (1995-98).....	392

STEALS

1. Nicole Kubik (1997-00).....	418
2. Meggan Yedsena (1991-94).....	297
3. Amy Stephens (1986-89).....	280
4. Debra Powell (1982-85).....	231
5. Yvonne Turner (2007-10).....	229
6. Brooke Schwartz (1997-00).....	223
7. Anna DeForge (1995-98).....	222
8. Maurice Ivy (1985-88).....	215
9. Lindsey Moore (2010-13).....	208
10. Diane DelVigna (1979-80).....	191

BLOCKED SHOTS

1. Kate Cain (2018-21).....	352
2. Janet Smith (1979-82).....	238
3. Catheryn Redmon (2008-11).....	216
4. Danielle Page (2005-08).....	207
5. Charlie Rogers (1997-00).....	126
6. Emily Cady (2012-15).....	115
7. Maurice Ivy (1985-88).....	104
8. Kathy Hagerstrom (1980-83).....	102
9. Katie Morse (2001-04).....	101
10. Kelsey Griffin (2006-10).....	94

GAMES PLAYED

1. Sam Haiby (2019-23).....	139
2. Janet Smith (1979-82).....	136
3. Kaitlyn Burke (2008-12).....	134
4. Emily Cady (2012-15).....	132
5. Hailie Sample (2012-15).....	132
6. Lindsey Moore (2010-13).....	132
7. Jordan Hooper (2011-14).....	131
8. Cory Montgomery (2007-10).....	130
9. Kathy Hagerstrom (1980-83).....	130
10. Danielle Page (2005-08).....	129

GAMES STARTED

1. Emily Cady (2012-15).....	132
2. Lindsey Moore (2010-13).....	132
3. Hailie Sample (2012-15).....	131
4. Jordan Hooper (2011-14).....	131
5. Kelsey Griffin (2006-10).....	127
6. Janet Smith (1979-82).....	122
7. Meggan Yedsena (1991-94).....	120
8. Kathy Hagerstrom (1980-83).....	120
9. Nicole Kubik (1997-00).....	119
10. Kate Cain (2018-21).....	117

DOUBLE-DOUBLES

1. Jordan Hooper (2011-14).....	40
2. Kelsey Griffin (2006-10).....	40
3. Karen Jennings (1990-93).....	36
4. Emily Cady (2012-15).....	33
5. Jessica Shepard (2016-17).....	25
6. Nafeesah Brown (1993-94).....	24
7. Janet Smith (1979-82).....	22
8. Alexis Markowski (2022-present).....	21
9. Maurice Ivy (1985-88).....	21
10. Debra Powell (1982-85).....	21

TRIPLE-DOUBLES

1. Jaz Shelley (2022).....	1
vs. NC Central, 11/20/21	
14 points, 10 rebounds, 10 assists	
Kate Cain (2018-21).....	1
vs. Florida Atlantic, 12/19/17	
22 points, 14 rebounds, 11 blocked shots	
Natalie Romeo (2015-16).....	1
vs. Northwestern, 2/28/16	
12 points, 10 rebounds, 10 assists	
Lindsey Moore (2010-13).....	1
vs. Florida A&M, 1/2/11	
12 points, 10 rebounds, 11 assists	

NEBRASKA BIG TEN TOURNAMENT RECORDS

INDIVIDUAL GAME RECORDS

Big Ten Tournament single-game records (2012-present)

POINTS

1. Jordan Hooper (Minnesota, 2014).....	33
2. Jaz Shelley (Illinois, 2022).....	32
3. Lindsey Moore (Purdue, 2012).....	27
4. Natalie Romeo (Illinois, 2015).....	26
Lindsey Moore (Iowa, 2012).....	26

FIELD GOALS MADE

1. Jordan Hooper (Minnesota, 2014).....	14
2. Jaz Shelley (Illinois, 2022).....	11
3. Jordan Hooper (Iowa, 2013).....	10
Lindsey Moore (Iowa, 2012).....	10
5. Sam Haiby (Maryland, 2021).....	9
Leigha Brown (Michigan, 2020).....	9

FIELD GOALS ATTEMPTED

1. Sam Haiby (Maryland, 2021).....	24
2. Tear'a Lauderhill (Iowa, 2015).....	22
Jordan Hooper (Minnesota, 2014).....	22
4. Jordan Hooper (Iowa, 2013).....	20
5. Sam Haiby (Iowa, 2022).....	18
Lindsey Moore (Purdue, 2012).....	18

FIELD GOAL PERCENTAGE

(minimum 5 made)

1. Kate Cain (Michigan, 2020).....	1.000 (6-6)
2. Allie Havers (Michigan State, 2014).....	.857 (6-7)
3. Annika Stewart (Michigan, 2022).....	.833 (5-6)
4. Kate Cain (Minnesota, 2021).....	.727 (8-11)
5. Kate Cain (Purdue, 2019).....	.714 (5-7)

3-POINT FIELD GOALS MADE

1. Jaz Shelley (Illinois, 2022).....	9
2. Natalie Romeo (Rutgers, 2016).....	7
Natalie Romeo (Illinois, 2015).....	7
4. Jaz Shelley (Michigan State, 2023).....	5
Taylor Kissinger (Purdue, 2019).....	5

3-POINT FIELD GOALS ATTEMPTED

1. Jaz Shelley (Illinois, 2022).....	13
2. Natalie Romeo (Iowa, 2015).....	11
Natalie Romeo (Illinois, 2015).....	11
4. Jaz Shelley (Michigan State, 2023).....	10
Taylor Kissinger (Purdue, 2019).....	10
Hannah Whitish (Michigan, 2018).....	10
Natalie Romeo (Rutgers, 2016).....	10
Tear'a Lauderhill (Iowa, 2014).....	10

3-POINT FIELD GOAL PERCENTAGE

1. Isabelle Bourne (Minnesota, 2021).....	1.000 (2-2)
Lindsey Moore (Northwestern, 2012).....	1.000 (2-2)
3. 11 Tied.....	1.000 (1-1)

FREE THROWS MADE

1. Lindsey Moore (Purdue, 2012).....	13
2. Jordan Hooper (Iowa, 2014).....	12
Jordan Hooper (Purdue, 2012).....	12
4. Jaz Shelley (Michigan State, 2023).....	7
Emily Cady (Iowa, 2015).....	7

FREE THROWS ATTEMPTED

1. Lindsey Moore (Purdue, 2012).....	15
2. Jordan Hooper (Iowa, 2014).....	14
Jordan Hooper (Purdue, 2012).....	12
4. Jaz Shelley (Michigan State, 2023).....	11
5. Janay Morton (Maryland, 2018).....	8
Hailie Sample (Iowa, 2014).....	8

FREE THROW PERCENTAGE

(minimum 5 made)

1. Jordan Hooper (Purdue, 2012).....	1.000 (12-12)
2. Emily Cady (Iowa, 2015).....	1.000 (7-7)
3. Hailie Sample (Illinois, 2015).....	1.000 (6-6)
Lindsey Moore (Ohio State, 2012).....	1.000 (6-6)
Lindsey Moore (Northwestern, 2012).....	1.000 (6-6)
Three Tied.....	1.000 (5-5)

REBOUNDS

1. Hailie Sample (Iowa, 2014).....	15
2. Alexis Markowski (Michigan State, 2023).....	13
3. Jordan Hooper (Minnesota, 2014).....	12



Rachel Theriot (left) set a Big Ten Tournament record with 18 assists, while Jordan Hooper scored a Nebraska Big Ten Tournament record with 33 points in a quarterfinal win over Minnesota on March 7, 2014. The duo earned all-tournament honors while leading the Big Red to their first Big Ten title.

Emily Cady (Purdue, 2012).....	12
5. Kate Cain (Maryland, 2021).....	11
Emily Cady (Iowa, 2014).....	11
Emily Cady (Iowa, 2012).....	11

ASSISTS

1. Rachel Theriot (Minnesota, 2014).....	18
2. Hannah Whitish (Illinois, 2017).....	9
3. Brandi Jeffery (Illinois, 2015).....	8
Rachel Theriot (Michigan State, 2014).....	8
Lindsey Moore (Purdue, 2013).....	8

STEALS

1. Emily Cady (Ohio State, 2012).....	6
2. Lindsey Moore (Iowa, 2012).....	5
3. Alexis Markowski (Iowa, 2022).....	3
Alexis Markowski (Michigan, 2022).....	3
Sam Haiby (Michigan, 2020).....	3
Tear'a Lauderhill (Iowa, 2015).....	3
Tear'a Lauderhill (Michigan State, 2014).....	3
Tear'a Lauderhill (Iowa, 2013).....	3
Brandi Jeffery (Northwestern, 2012).....	3

BLOCKED SHOTS

1. Kate Cain (Michigan, 2018).....	7
2. Isabelle Bourne (Michigan, 2020).....	5
3. Alexis Markowski (Illinois, 2022).....	3
Kate Cain (Michigan, 2020).....	3
Jasmine Cincore (Michigan, 2018).....	3
Allie Havers (Illinois, 2017).....	3
Emily Cady (Iowa, 2015).....	3
Allie Havers (Michigan State, 2014).....	3
Emily Cady (Purdue, 2013).....	3

TEAM RECORDS

MOST POINTS

1. vs. Illinois, 2022.....	92
vs. Northwestern, 2012.....	88

FEWEST POINTS

1. vs. Maryland, 2018.....	53
2. vs. Michigan, 2018.....	61

MOST POINTS ALLOWED

1. vs. Iowa, 2022.....	83
vs. Maryland, 2021.....	83

FEWEST POINTS ALLOWED

1. vs. Michigan, 2018.....	54
2. vs. Northwestern, 2012.....	56

FIELD GOALS MADE

1. vs. Illinois, 2022.....	33
vs. Michigan State, 2014.....	33
vs. Minnesota, 2014.....	33

FIELD GOALS ATTEMPTED

1. vs. Iowa, 2015.....	71
2. vs. Illinois, 2022.....	69

3-POINT FIELD GOALS MADE

1. vs. Illinois, 2022.....	15
2. vs. Illinois, 2017.....	13

3-POINT FIELD GOALS ATTEMPTED

1. vs. Illinois, 2022.....	32
2. vs. Illinois, 2017.....	29

FREE THROWS MADE

1. vs. Iowa, 2014.....	30
2. vs. Purdue, 2012.....	26

FREE THROWS ATTEMPTED

1. vs. Iowa, 2014.....	36
2. vs. Northwestern, 2012.....	32

REBOUND MARGIN

1. vs. Iowa, 2014.....	+31 (58-27)
2. Northwestern, 2012.....	+16 (41-25)

ASSISTS

1. vs. Minnesota, 2014.....	25
2. vs. Illinois, 2022.....	24
vs. Illinois, 2015.....	24
vs. Michigan State, 2014.....	24

STEALS

1. Northwestern, 2012.....	11
2. vs. Iowa, 2022.....	10
vs. Michigan, 2022.....	10
vs. Iowa, 2015.....	10

BLOCKED SHOTS

1. vs. Michigan, 2020.....	12
vs. Michigan, 2018.....	12

NEBRASKA BIG TEN TOURNAMENT RECORDS

INDIVIDUAL SEASON RECORDS

Big Ten single-season tournament records (2012-present)

POINTS

1. Jordan Hooper, 2012 (4 games)	79
2. Lindsey Moore, 2012 (4 games)	75
3. Jordan Hooper, 2014 (3 games)	66
4. Jaz Shelley, 2022 (3 games)	59
5. Rachel Theriot, 2014 (3 games)	56

FIELD GOALS MADE

1. Jordan Hooper, 2012 (4 games)	24
2. Jordan Hooper, 2014 (3 games)	22
Rachel Theriot, 2014 (3 games)	22
4. Lindsey Moore, 2012 (4 games)	20
5. Jaz Shelley, 2022 (3 games)	19

FIELD GOALS ATTEMPTED

1. Jordan Hooper, 2014 (3 games)	52
2. Jordan Hooper, 2012 (4 games)	50
3. Lindsey Moore, 2012 (4 games)	46
4. Tear'a Lauderhill, 2014 (3 games)	41
5. Sam Haiby, 2021 (2 games)	39
Rachel Theriot, 2014 (3 games)	39

3-POINT FIELD GOALS MADE

1. Jaz Shelley, 2022 (3 games)	14
2. Natalie Romeo, 2015 (2 games)	11
3. Lindsey Moore, 2012 (4 games)	8
4. Natalie Romeo, 2016 (1 game)	7
Jordan Hooper, 2012 (4 games)	7

3-POINT FIELD GOALS ATTEMPTED

1. Jaz Shelley, 2022 (3 games)	27
2. Natalie Romeo, 2015 (2 games)	22
Tear'a Lauderhill, 2014 (3 games)	22
4. Jordan Hooper, 2012 (4 games)	18
5. Hannah Whitish, 2018 (2 games)	16
Lindsey Moore, 2012 (4 games)	16

FREE THROWS MADE

1. Lindsey Moore, 2012 (4 games)	27
2. Jordan Hooper, 2012 (4 games)	24
3. Jordan Hooper, 2014 (3 games)	18
4. Alexis Markowski, 2022 (3 games)	12
5. Emily Cady, 2015 (2 games)	10
Emily Cady, 2014 (3 games)	10

FREE THROWS ATTEMPTED

1. Lindsey Moore, 2012 (4 games)	30
2. Jordan Hooper, 2012 (4 games)	28
3. Jordan Hooper, 2014 (3 games)	21
4. Alexis Markowski, 2022 (3 games)	15
5. Jaz Shelley, 2023 (1 game)	11
Emily Cady, 2015 (2 games)	11

REBOUNDS

1. Emily Cady, 2012 (4 games)	36
Jordan Hooper, 2012 (4 games)	36
3. Hailie Sample, 2014 (3 games)	30
4. Alexis Markowski, 2022 (3 games)	27
5. Jordan Hooper, 2014 (3 games)	24
Emily Cady, 2014 (3 games)	24

ASSISTS

1. Rachel Theriot, 2014 (3 games)	30
2. Lindsey Moore, 2012 (4 games)	19
3. Jaz Shelley, 2022 (3 games)	16
4. Sam Haiby, 2022 (3 games)	13
Lindsey Moore, 2013 (2 games)	13

STEALS

1. Emily Cady, 2012 (4 games)	10
2. Lindsey Moore, 2012 (4 games)	9
3. Alexis Markowski, 2022 (3 games)	7
4. Jaz Shelley, 2022 (3 games)	6
Tear'a Lauderhill, 2014 (3 games)	6

BLOCKED SHOTS

1. Kate Cain, 2018 (2 games)	9
2. Isabelle Bourne, 2020 (1 game)	5
3. Alexis Markowski, 2022 (3 games)	4



Hailie Sample averaged 10.0 rebounds per game in Nebraska's three victories on the way to the 2014 Big Ten Tournament title. Sample's 15 boards in the championship game win over Iowa helped the Huskers produce a plus-31 (58-27) rebound margin against the Hawkeyes.

Emily Cady, 2013 (2 games)	4
5. Kate Cain, 2021 (2 games)	3
Kate Cain, 2020 (1 game)	3
Jasmine Cincore, 2018 (2 games)	3
Allie Havers, 2017 (1 game)	3
Emily Cady, 2015 (2 games)	3
Allie Havers, 2014 (3 games)	3
Hailie Sample, 2012 (4 games)	3

INDIVIDUAL CAREER RECORDS

Big Ten Tournament career records (2012-present)

POINTS

1. Jordan Hooper, 2012-14 (9 games)	184
2. Sam Haiby, 2019-23 (8 games)	120
3. Lindsey Moore, 2012-13 (6 games)	110
4. Emily Cady, 2012-15 (11 games)	99
5. Tear'a Lauderhill, 2012-15 (11 games)	92
6. Isabelle Bourne, 2020-23 (7 games)	87
7. Jaz Shelley, 2022-23 (4 games)	83
Hailie Sample, 2012-15 (11 games)	83

FIELD GOALS MADE

1. Jordan Hooper, 2012-14 (9 games)	62
2. Sam Haiby, 2019-23 (8 games)	42
3. Isabelle Bourne, 2020-23 (7 games)	35
4. Tear'a Lauderhill, 2012-15 (11 games)	34
Lindsey Moore, 2012-13 (6 games)	34
Emily Cady, 2012-15 (11 games)	32
Hailie Sample, 2012-15 (11 games)	32

FIELD GOALS ATTEMPTED

1. Jordan Hooper, 2012-14 (9 games)	138
2. Sam Haiby, 2019-23 (8 games)	107
3. Tear'a Lauderhill, 2012-15 (11 games)	99
4. Emily Cady, 2012-15 (11 games)	75
5. Lindsey Moore, 2012-13 (6 games)	71

3-POINT FIELD GOALS MADE

1. Jaz Shelley, 2022-23 (4 games)	19
2. Natalie Romeo, 2015-16 (3 games)	18
3. Jordan Hooper, 2012-14 (9 games)	17
4. Sam Haiby, 2019-23 (8 games)	12
Hannah Whitish, 2017-20 (4 games)	12
Lindsey Moore, 2012-13 (6 games)	12

3-POINT FIELD GOALS ATTEMPTED

1. Jordan Hooper, 2012-14 (9 games)	46
2. Tear'a Lauderhill, 2012-15 (11 games)	40
3. Jaz Shelley, 2022-23 (4 games)	37

4. Natalie Romeo, 2015-16 (3 games)	32
5. Hannah Whitish, 2017-20 (5 games)	31

FREE THROWS MADE

1. Jordan Hooper, 2012-14 (9 games)	43
2. Lindsey Moore, 2012-13 (6 games)	30
Emily Cady, 2012-15 (11 games)	30
4. Sam Haiby, 2019-23 (8 games)	24
5. Hailie Sample, 2012-15 (11 games)	18

FREE THROWS ATTEMPTED

1. Jordan Hooper, 2012-14 (9 games)	51
2. Lindsey Moore, 2012-13 (6 games)	34
Emily Cady, 2012-15 (11 games)	34
4. Sam Haiby, 2019-23 (8 games)	30
5. Tear'a Lauderhill, 2012-15 (11 games)	27
Hailie Sample, 2012-15 (11 games)	24

REBOUNDS

1. Emily Cady, 2012-15 (11 games)	92
2. Jordan Hooper, 2012-14 (9 games)	76
3. Hailie Sample, 2012-15 (11 games)	72
4. Sam Haiby, 2019-23 (8 games)	44
5. Alexis Markowski, 2022-23 (4 games)	40

ASSISTS

1. Rachel Theriot, 2013-14 (5 games)	35
2. Sam Haiby, 2019-23 (8 games)	33
Lindsey Moore, 2012-13 (6 games)	33
4. Emily Cady, 2012-15 (11 games)	24
5. Hannah Whitish, 2017-20 (5 games)	23

STEALS

1. Emily Cady, 2012-15 (11 games)	17
2. Tear'a Lauderhill, 2012-15 (11 games)	13
3. Lindsey Moore, 2012-13 (6 games)	12
4. Brandi Jeffery, 2012-15 (11 games)	10
5. Sam Haiby, 2019-22 (7 games)	9
6. Jaz Shelley, 2022-23 (4 games)	8
7. Alexis Markowski, 2022-23 (4 games)	7

BLOCKED SHOTS

1. Kate Cain, 2018-21 (6 games)	17
2. Allie Havers, 2014-17 (7 games)	9
Emily Cady, 2012-15 (11 games)	9
4. Hailie Sample, 2012-15 (11 games)	8
5. Alexis Markowski, 2022-23 (4 games)	5
Isabelle Bourne, 2020-23 (7 games)	5
Jordan Hooper, 2012-14 (9 games)	5

NEBRASKA CONFERENCE TOURNAMENT RECORDS

INDIVIDUAL GAME RECORDS

Big Eight, Big 12 & Big Ten Tournament Game Records

POINTS

1. Maurtice Ivy (Kansas, 1987, B8)	35
2. Jordan Hooper (Minnesota, B10)	33
3. Jaz Shelley (Illinois, B10)	32
Nicole Kubik (Kansas, 2000, B12)	32
5. Maurtice Ivy (Colorado, 1986, B8)	31
6. Anna DeForge (Oklahoma State, 1998, B12) ..	29
Maurtice Ivy (Kansas, 1988, B8)	29
8. Kiera Hardy (Texas A&M, 2006, B12)	28
Nicole Kubik (Texas, 1999, B12)	28
10. Lindsey Moore (Purdue, 2012, B10)	27
Nicole Kubik (Texas A&M, 1999, B12)	27
Anna DeForge (Missouri, 1997, B12)	27
Karen Jennings (Kansas, 1991, B8)	27

FIELD GOALS MADE

1. Jordan Hooper (Minnesota, 2014, B10)	14
2. Anna DeForge (Missouri, 1997, B12)	13
Maurtice Ivy (Kansas, 1987, B8)	13
4. Jaz Shelley (Illinois, 2022, B10)	11
Kiera Hardy (Texas A&M, 2006, B12)	11
Maurtice Ivy (Kansas, 1988, B8)	11
Amy Stephens (Oklahoma State, 1987, B8)	11
Maurtice Ivy (Colorado, 1986, B8)	11

FIELD GOALS ATTEMPTED

1. Sam Haiby (Maryland, 2021, B10)	24
Kiera Hardy (Texas A&M, 2006, B12)	24
Nicole Kubik (Texas, 1999, B12)	24
4. Anna DeForge (Missouri, 1997, B12)	23
5. Tear'a Lauderhill (Iowa, 2015, B10)	22
Jordan Hooper (Minnesota, 2014, B10)	22
Nicole Kubik (Texas Tech, 1999, B12)	22
Amy Stephens (Kansas State, 1989, B8)	22

FIELD GOAL PERCENTAGE

(minimum 5 made)

1. Kate Cain (Michigan, 2020, B10)	1.000 (6-6)
2. Monique Whitfield (Texas A&M, 1999, B12) ..	1.000 (5-5)
Kelli Benson (Kansas, 1983, B8)	1.000 (5-5)
4. Shelly Block (Kansas, 1987, B8)875 (7-8)
5. Allie Havers (Michigan St., 2014, B10)857 (6-7)

3-POINT FIELD GOALS MADE

1. Jaz Shelley (Illinois, 2022, B10)	9
2. Natalie Romeo (Rutgers, 2016, B10)	7
Natalie Romeo (Illinois, 2015, B10)	7
4. Jaz Shelley (Michigan State, 2023, B10)	5
Taylor Kissinger (Purdue, 2019, B10)	5

3-POINT FIELD GOALS ATTEMPTED

1. Jaz Shelley (Illinois, 2022, B10)	13
Jordan Hooper (Iowa State, 2011, B12)	13
3. Natalie Romeo (Illinois, 2015, B10)	11
Natalie Romeo (Iowa, 2015, B10)	11
Kiera Hardy (Texas A&M, 2006, B12)	11

3-POINT FIELD GOAL PERCENTAGE

1. Kate Galligan (Oklahoma, 1994, B8)	1.000 (3-3)
2. Isabelle Bourne (Minnesota, 2021, B10) ...	1.000 (2-2)
Lindsey Moore (Northwestern, 2012, B10) ...	1.000 (2-2)
Kaitlyn Burke (Kansas, 2008, B12) ...	1.000 (2-2)
5. 24 Tied	1.000 (1-1)

FREE THROWS MADE

1. Lindsey Moore (Purdue, 2012, B10)	13
2. Jordan Hooper (Iowa, 2014, B10)	12
Jordan Hooper (Purdue, 2012, B10)	12
Nicole Kubik (Texas A&M, 1999, B12)	12
5. Dominique Kelley (Texas A&M, 2010, B12)	11
Tina McClain (Missouri, 1996, B8)	11

FREE THROWS ATTEMPTED

1. Lindsey Moore (Purdue, 2012, B10)	15
2. Jordan Hooper (Iowa, 2014, B10)	14
Dominique Kelley (Texas A&M, 2010, B12)	14
Nicole Kubik (Texas A&M, 1999, B12)	14
5. Maurtice Ivy (Kansas, 1987, B8)	13



Catheryn Redmon blocked a then-Nebraska conference-tournament record six shots against Iowa State in the 2011 Big 12 Tournament in Kansas City. Redmon held Nebraska's career conference tournament record with 14 blocks until Kate Cain broke the mark with 17 (2018-21).

FREE THROW PERCENTAGE

(minimum 5 made)

1. Jordan Hooper (Purdue, 2012, B10) ..	1.000 (12-12)
2. Tina McClain (Missouri, 1996, B8)	1.000 (11-11)
3. Maurtice Ivy (Colorado, 1986, B8) ..	1.000 (9-9)
4. Emily Cady (Iowa, 2015, B10)	1.000 (7-7)
5. Seven Tied (most recent)	1.000 (6-6)
Hailie Sample (Illinois, 2015, B10) ...	1.000 (6-6)

REBOUNDS

1. Shelly Block (Oklahoma State, 1987, B8)	16
2. Hailie Sample (Iowa, 2014, B10)	15
Nafeesah Brown (Kansas, 1983, B8)	15
4. Alexis Markowski (Michigan St., 2023, B10) ..	13
Anna DeForge (Missouri, 1996, B8)	13
Nafeesah Brown (Oklahoma, 1994, B8)	13
Karen Jennings (Kansas, 1991, B8)	13

ASSISTS

1. Shelly Theriot (Minnesota, 2014, B10)	18
2. Hannah Whitish (Illinois, 2017, B10)	9
Lindsey Moore (Iowa State, 2011, B12)	9
Meggan Yedsena (Oklahoma, 1994, B8)	9
Shelly Block (Colorado, 1986, B8)	9

STEALS

1. Belinda Bynum (Iowa State, 1993, B8)	7
2. Emily Cady (Ohio State, 2012, B10)	6
Yvonne Turner (Kansas, 2009, B12)	6
Nicole Kubik (Texas Tech, 1999, B12)	6
Amy Stephens (Kansas State, 1989, B8)	6

BLOCKED SHOTS

1. Kate Cain (Michigan, 2018, B10)	7
2. Catheryn Redmon (Iowa State, 2011, B12)	6
3. Isabelle Bourne (Michigan, 2020, B10)	5
Laura Pilakowski (Oklahoma, 2003, B12)	5
5. Catheryn Redmon (Texas A&M, 2010, B12) ..	4
Danielle Page (Colorado, 2006, B12)	4
Maurtice Ivy (Kansas, 1987, B8)	4
Maurtice Ivy (Oklahoma State, 1987, B8)	4

TEAM RECORDS

MOST POINTS

1. vs. Illinois, 2022, B10	92
2. at Colorado, 1986, B8	90

FEWEST POINTS

1. vs. Kansas State, 2005, B12	45
2. vs. Iowa State, 2000, B12	48

MOST POINTS ALLOWED

1. at Kansas, 1985, B8	100
2. at Colorado, 1986, B8	96

FEWEST POINTS ALLOWED

1. vs. Iowa State, 1993, B8	39
2. vs. Oklahoma State, 2005, B12	45

FIELD GOALS MADE

1. at Colorado, 1985, B8	39
vs. Kansas, 1983, B8	39

FIELD GOALS ATTEMPTED

1. vs. Kansas, 1983, B8	78
2. at Kansas, 1985, B8	75

3-POINT FIELD GOALS MADE

1. vs. Illinois, 2022, B10	15
2. vs. Illinois, 2017, B10	13

3-POINT FIELD GOALS ATTEMPTED

1. vs. Illinois, 2022, B10	32
2. vs. Illinois, 2017, B10	29
vs. Iowa State, 2011, B12	29

FREE THROWS MADE

1. vs. Oklahoma State, 1987, B8	31
2. vs. Iowa, 2014, B10	30

FREE THROWS ATTEMPTED

1. vs. Oklahoma State, 1987, B8	43
2. vs. Iowa, 2014, B10	36

REBOUND MARGIN

1. vs. Iowa, 2014, B10	+31 (58-27)
2. vs. Northwestern, 2012, B10	+16 (41-25)

ASSISTS

1. at Colorado, 1986, B8	29
2. vs. Minnesota, 2014, B10	25

STEALS

1. vs. Baylor, 2000, B12	18
vs. Iowa State, 1993, B8	18

BLOCKED SHOTS

1. vs. Michigan, 2020 B10	12
vs. Michigan, 2018, B10	12
3. vs. Kansas State, 1988, B8	8

NEBRASKA CONFERENCE TOURNAMENT RECORDS

INDIVIDUAL SEASON RECORDS

Big Eight, Big 12 & Big Ten Tournament Season Records

POINTS

1. Jordan Hooper, 2012, B10 (4 games).....	79
2. Lindsey Moore, 2012, B10 (4 games).....	75
3. Nicole Kubik, 1999, B12 (3 games).....	74
4. Jordan Hooper, 2014, B10 (3 games).....	66
5. Jaz Shelley, 2022, B10 (3 games).....	59

FIELD GOALS MADE

1. Jordan Hooper, 2012, B10 (4 games).....	24
2. Nicole Kubik, 1999, B12 (3 games).....	23
3. Anna DeForge, 1997, B12 (2 games).....	23
4. Jordan Hooper, 2014, B10 (3 games).....	22
5. Rachel Theriot, 2014, B10 (3 games).....	22

FIELD GOALS ATTEMPTED

1. Nicole Kubik, 1999, B12 (3 games).....	57
2. Jordan Hooper, 2014, B10 (3 games).....	52
3. Jordan Hooper, 2012, B10 (4 games).....	50
4. Lindsey Moore, 2012, B10 (4 games).....	46
5. Anna DeForge, 1997, B12 (2 games).....	44

3-POINT FIELD GOALS MADE

1. Jaz Shelley, 2022, B10 (3 games).....	14
2. Natalie Romeo, 2015, B10 (2 games).....	11
3. Lindsey Moore, 2012, B10 (4 games).....	8
4. Natalie Romeo, 2016, B10 (1 game).....	7
5. Jordan Hooper, 2012, B10 (4 games).....	7
6. Amanda Went, 2000, B12 (3 games).....	7
7. Amy Stephens, 1988, B8 (2 games).....	7

3-POINT FIELD GOALS ATTEMPTED

1. Jaz Shelley, 2022, B10 (3 games).....	27
2. Natalie Romeo, 2015, B10 (2 games).....	22
3. Tear'a Lauderhill, 2014, B10 (3 games).....	22
4. Kiera Hardy, 2006, B12 (2 games).....	19
5. Jordan Hooper, 2012, B10 (4 games).....	18

FREE THROWS MADE

1. Lindsey Moore, 2012, B10 (4 games).....	27
2. Nicole Kubik, 1999, B12 (3 games).....	26
3. Jordan Hooper, 2012, B10 (4 games).....	24
4. Jordan Hooper, 2014, B10 (3 games).....	18
5. Maurice Ivy, 1987, B8 (2 games).....	15

FREE THROWS ATTEMPTED

1. Nicole Kubik, 1999, B12 (3 games).....	35
2. Lindsey Moore, 2012, B10 (4 games).....	30
3. Jordan Hooper, 2012, B10 (4 games).....	28
4. Maurice Ivy, 1987, B8 (2 games).....	23
5. Jordan Hooper, 2014, B10 (3 games).....	21

REBOUNDS

1. Emily Cady, 2012, B10 (4 games).....	36
2. Jordan Hooper, 2012, B10 (4 games).....	36
3. Hailie Sample, 2014, B10 (3 games).....	30
4. Alexis Markowski, 2022, B10 (3 games).....	27
5. Shelly Block, 1987, B8 (2 games).....	27

ASSISTS

1. Rachel Theriot, 2014, B10 (3 games).....	30
2. Lindsey Moore, 2012, B10 (4 games).....	19
3. Jaz Shelley, 2022, B10 (3 games).....	16
4. Jina Johansen, 2005, B12 (2 games).....	14
5. Sam Haiby, 2022, B10 (3 games).....	13
6. Lindsey Moore, 2013, B10 (2 games).....	13

STEALS

1. Nicole Kubik, 2000, B12 (3 games).....	13
2. Nicole Kubik, 1999, B12 (3 games).....	11
3. Emily Cady, 2012, B10 (4 games).....	10
4. Lindsey Moore, 2012, B10 (4 games).....	9
5. Brooke Schwartz, 1999, B12 (3 games).....	9

BLOCKED SHOTS

1. Kate Cain, 2018, B10 (2 games).....	9
2. Maurice Ivy, 1987, B8 (2 games).....	8
3. Catheryn Redmon, 2011, B12 (1 game).....	6
4. Isabelle Bourne, 2020, B10 (1 game).....	5
5. Catheryn Redmon, 2010, B12 (2 games).....	5
6. Danielle Page, 2006, B12 (2 games).....	5
7. Laura Pilakowski, 2003, B12 (1 game).....	5



Emily Cady (left) and Jordan Hooper (right) each pulled down a Nebraska all-time conference-tournament record 36 rebounds in the 2012 Big Ten Tournament. Cady (1,114) and Hooper (1,110) both rank among the top 15 all-time rebounders in Big Ten history.

INDIVIDUAL CAREER RECORDS

Big Eight, Big 12 & Big Ten Tournament Career Records

POINTS

1. Jordan Hooper (2011-14).....	200
2. Nicole Kubik (1997-00).....	163
3. Maurice Ivy (1985-88).....	138
4. Karen Jennings (1990-93).....	123
5. Sam Haiby (2019-23).....	120
6. Anna DeForge (1995-98).....	112
7. Lindsey Moore (2010-13).....	110
8. Kelsey Griffin (2006-10).....	101
9. Emily Cady (2012-15).....	99
10. Amy Stephens (1986-89).....	97

FIELD GOALS MADE

1. Jordan Hooper (2011-14).....	68
2. Nicole Kubik (1997-00).....	53
3. Maurice Ivy (1985-88).....	51
4. Karen Jennings (1990-93).....	50
5. Anna DeForge (1997-98).....	45

FIELD GOALS ATTEMPTED

1. Jordan Hooper (2011-14).....	159
2. Nicole Kubik (1997-00).....	135
3. Sam Haiby (2019-23).....	107
4. Tear'a Lauderhill (2012-15).....	99
5. Anna DeForge (1997-98).....	96

3-POINT FIELD GOALS MADE

1. Jordan Hooper (2011-14).....	20
2. Natalie Romeo (2015-16).....	18
3. Jaz Shelley (2022-23).....	19
4. Lindsey Moore (2010-13).....	13
5. Sam Haiby (2019-23).....	12
6. Hannah Whitish (2017-20).....	12

3-POINT FIELD GOALS ATTEMPTED

1. Jordan Hooper (2011-14).....	59
2. Tear'a Lauderhill (2012-15).....	40
3. Jaz Shelley (2022-23).....	37
4. Kiera Hardy (2004-07).....	37
5. Lindsey Moore (2010-13).....	34

FREE THROWS MADE

1. Jordan Hooper (2011-14).....	44
2. Nicole Kubik (1997-00).....	42
3. Lindsey Moore (2010-13).....	40
4. Maurice Ivy (1985-88).....	33
5. Emily Cady (2012-15).....	30

FREE THROWS ATTEMPTED

1. Jordan Hooper (2011-14).....	55
2. Nicole Kubik (1997-00).....	55
3. Lindsey Moore (2010-13).....	46
4. Maurice Ivy (1985-88).....	44
5. Kelsey Griffin (2006-10).....	37

REBOUNDS

1. Emily Cady (2012-15).....	92
2. Jordan Hooper (2011-14).....	82
3. Hailie Sample (2012-15).....	72
4. Karen Jennings (1990-93).....	59
5. Nafeesah Brown (1993-94).....	45

ASSISTS

1. Lindsey Moore (2010-13).....	51
2. Rachel Theriot (2013-16).....	35
3. Sam Haiby (2019-23).....	33
4. Meggan Yedsena (1991-94).....	33
5. Nicole Kubik (1997-00).....	31

STEALS

1. Nicole Kubik (1997-00).....	31
2. Brooke Schwartz (1997-00).....	18
3. Emily Cady (2012-15).....	17
4. Lindsey Moore (2010-13).....	17
5. Amy Stephens (1986-89).....	16

BLOCKED SHOTS

1. Kate Cain (2018-21).....	17
2. Catheryn Redmon (2008-11).....	14
3. Maurice Ivy (1985-88).....	11
4. Allie Havers (2014-17).....	9
5. Emily Cady (2012-15).....	9
6. Danielle Page (2005-08).....	9

NEBRASKA NCAA TOURNAMENT RECORDS

INDIVIDUAL GAME RECORDS

Single-game records in NCAA Tournament games by Nebraska players. The Huskers have earned trips to 15 NCAA Tournaments (1988, 1993, 1996, 1998, 1999, 2000, 2007, 2008, 2010, 2012, 2013, 2014, 2015, 2018, 2022) and appeared in 23 NCAA Tournament games.

POINTS

1. Nicole Kubik (Kentucky, 1999)	32
2. Kelsey Griffin (Xavier, 2008)	26
Nafeesah Brown (San Diego, 1993)	26
4. Jordan Hooper (Fresno State, 2014)	23
Yvonne Turner (Maryland, 2008)	23
Kiera Hardy (Temple, 2007)	23
7. Tear'a Lauderhill (BYU, 2014)	22
Dominique Kelley (Kentucky, 2010)	22
Dominique Kelley (UCLA, 2010)	22
Kelsey Griffin (Northern Iowa, 2010)	22
Maurice Ivy (USC, 1988)	22

FIELD GOALS MADE

1. Nafeesah Brown (San Diego, 1993)	12
2. Kelsey Griffin (Xavier, 2008)	10
3. Jordan Hooper (Fresno State, 2014)	9
Maurice Ivy (USC, 1988)	9
5. Five Tied, most recently	8
Dominique Kelley (Kentucky, 2010)	8

FIELD GOALS ATTEMPTED

1. Anna DeForge (Old Dominion, 1998)	23
Anna DeForge (New Mexico, 1998)	23
3. Nicole Kubik (Kentucky, 1999)	22
4. Lindsey Moore (Kansas, 2012)	21
Nafeesah Brown (San Diego, 1993)	21
Maurice Ivy (USC, 1988)	21

FIELD GOAL PERCENTAGE

(minimum 5 made)

1. Charlie Rogers (Boston College, 2000) ..	1.000 (5-5)
2. Dominique Kelley (UCLA, 2010)857 (6-7)
3. Charlie Rogers (Old Dominion, 1998) ..	.833 (5-6)
LaToya Doage (Colorado St., 1996) ..	.833 (5-6)
5. Kaitlyn Burke (Kansas, 2012)778 (7-9)

3-POINT FIELD GOALS MADE

1. Natalie Romeo (Syracuse, 2015)	5
Yvonne Turner (Maryland, 2008)	5
3. Jordan Hooper (Chattanooga, 2013)	4
Amy Stephens (USC, 1988)	4
5. Jaz Shelley (Gonzaga, 2022)	3
Janay Morton (Arizona State, 2018)	3
Jordan Hooper (BYU, 2014)	3
Tear'a Lauderhill (BYU, 2014)	3
Jordan Hooper (Fresno State, 2014)	3
Tear'a Lauderhill (Fresno State, 2014)	3
Jordan Hooper (Texas A&M, 2013)	3
Yvonne Turner (UCLA, 2010)	3
Kiera Hardy (Temple, 2007)	3
Nicole Kubik (Kentucky, 1999)	3

3-POINT FIELD GOALS ATTEMPTED

1. Natalie Romeo (Syracuse, 2015)	13
2. Tear'a Lauderhill (Fresno State, 2014)	10
3. Jordan Hooper (BYU, 2014)	9
Tear'a Lauderhill (BYU, 2014)	9
Yvonne Turner (Maryland, 2008)	9

3-POINT FIELD GOAL PERCENTAGE

1. Jordan Hooper (Fresno State, 2014) ..	1.000 (3-3)
2. Amanda Went (Kentucky, 1999)	1.000 (2-2)
3. 13 times, most recently	1.000 (1-1)
Kendall Moriarty (Gonzaga, 2022) ..	1.000 (1-1)

FREE THROWS MADE

1. Nicole Kubik (Kentucky, 1999)	13
2. Dominique Kelley (UCLA, 2010)	9
3. Kelsey Griffin (UCLA, 2010)	8
Kelsey Griffin (Northern Iowa, 2010)	8
5. Tear'a Lauderhill (BYU, 2014)	7

FREE THROWS ATTEMPTED

1. Kelsey Griffin (UCLA, 2010)	14
Nicole Kubik (Kentucky, 1999)	14
3. Dominique Kelley (UCLA, 2010)	12
4. Kristi Anderson (USC, 1993)	10
5. Dominique Kelley (Kentucky, 2010)	8
Kelsey Griffin (Northern Iowa, 2010)	8
Kelsey Griffin (Xavier, 2008)	8
Jami Kubik (New Mexico, 1998)	8

FREE THROW PERCENTAGE

(minimum 5 made)

1. Kelsey Griffin (Northern Iowa, 2010) ..	1.000 (8-8)
2. Tear'a Lauderhill (BYU, 2014)	1.000 (7-7)
3. Jordan Hooper (Texas A&M, 2013)	1.000 (6-6)
Brooke Schwartz (New Mexico, 1998) ..	1.000 (6-6)
5. Kelsey Griffin (Kentucky, 2010)	1.000 (5-5)
Kelsey Griffin (Temple, 2007)	1.000 (5-5)
7. Nicole Kubik (Kentucky, 1999)929 (13-14)

REBOUNDS

1. Anna DeForge (New Mexico, 1998)	15
2. Kelsey Griffin (UCLA, 2010)	14
3. Catheryn Redmon (Northern Iowa, 2010) ..	13
Brooke Schwartz (USC, 1993)	13
Nafeesah Brown (San Diego, 1993)	13
6. Jordan Hooper (Chattanooga, 2013)	12
Kelsey Griffin (Kentucky, 2010)	12
8. Emily Cady (Fresno State, 2014)	11
Jordan Hooper (Fresno State, 2014)	11
Jordan Hooper (Duke, 2013)	11
Hailie Sample (Texas A&M, 2013)	11



Anna DeForge set the Nebraska NCAA Tournament mark with 15 rebounds in a win over New Mexico in 1998. DeForge, a two-time WNBA All-Star, added nine boards against Old Dominion to finish with 24 rebounds in two NCAA Tournament games.

ASSISTS

1. Rachel Theriot (Fresno State, 2014)	12
2. Lindsey Moore (UCLA, 2010)	11
3. Lindsey Moore (Texas A&M, 2013)	10
4. Rachel Theriot (BYU, 2014)	9
5. Lindsey Moore (Chattanooga, 2013)	7
Meggan Yedsena (San Diego, 1993)	7

STEALS

1. Nafeesah Brown (San Diego, 1993)	6
2. Rachel Theriot (BYU, 2014)	5
Brooke Schwartz (Kentucky, 1999)	5
Nicole Kubik (New Mexico, 1998)	5
Jami Kubik (New Mexico, 1998)	5

BLOCKED SHOTS

1. Danielle Page (Xavier, 2008)	5
Danielle Page (Temple, 2007)	5
3. Nicea Eliely (Arizona State, 2018)	3
Emily Cady (Duke, 2013)	3
Catheryn Redmon (Northern Iowa, 2010)	3

TEAM RECORDS

MOST POINTS

1. vs. Kentucky, 1999	92
2. vs. UCLA, 2010	83
vs. Northern Iowa, 2010	83

FEWEST POINTS

1. vs. Duke, 2013	45
vs. Kansas, 2012	49

MOST POINTS ALLOWED

1. vs. USC, 1988	100
2. vs. Kentucky, 1999	98

FEWEST POINTS ALLOWED

1. vs. Northern Iowa, 2010	44
2. vs. Duke, 2013	53

FIELD GOALS MADE

1. vs. San Diego, 1993	36
2. vs. USC, 1988	33

FIELD GOALS ATTEMPTED

1. vs. New Mexico, 1998	71
2. vs. Fresno State, 2014	68

3-POINT FIELD GOALS MADE

1. vs. Northern Iowa, 2010	10
2. vs. Gonzaga, 2022	9

3-POINT FIELD GOALS ATTEMPTED

1. vs. Arizona State, 2018	25
2. vs. Duke, 2013	24

FREE THROWS MADE

1. vs. Kentucky, 1999	27
2. vs. UCLA, 2010	25

FREE THROWS ATTEMPTED

1. vs. UCLA, 2010	38
2. vs. Kentucky, 1999	35

REBOUND MARGIN

1. vs. New Mexico, 1998	+28 (55-27)
2. vs. San Diego, 1993	+19 (51-32)

ASSISTS

1. vs. UCLA, 2010	21
2. vs. Northern Iowa, 2010	20
vs. San Diego, 1993	20

STEALS

1. vs. New Mexico, 1998	14
2. vs. Kentucky, 1999	12
vs. San Diego, 1993	12

BLOCKED SHOTS

1. vs. Syracuse, 2015	7
vs. Xavier, 2008	7
vs. Temple, 2007	7

NEBRASKA NCAA TOURNAMENT RECORDS

INDIVIDUAL SEASON RECORDS

NCAA Tournament single-season records for all tournament games in each year.

POINTS

1. Kelsey Griffin, 2010 (3 games).....	55
Dominique Kelley, 2010 (3 games).....	55
3. Jordan Hooper, 2013 (3 games).....	48
4. Lindsey Moore, 2013 (3 games).....	44
5. Jordan Hooper, 2014 (2 games).....	43
6. Nafeesah Brown, 1993 (2 games).....	38
7. Tear'a Lauderhill, 2014 (2 games).....	35
Kelsey Griffin, 2008 (2 games).....	35
9. Cory Montgomery, 2010 (3 games).....	32
Nicole Kubik, 1999 (1 game).....	32

FIELD GOALS MADE

1. Dominique Kelley, 2010 (3 games).....	18
Nafeesah Brown, 1993 (2 games).....	18
3. Kelsey Griffin, 2010 (3 games).....	17
4. Jordan Hooper, 2013 (3 games).....	16
5. Jordan Hooper, 2014 (2 games).....	15
Lindsey Moore, 2013 (3 games).....	15

FIELD GOALS ATTEMPTED

1. Anna DeForge, 1998 (2 games).....	46
2. Jordan Hooper, 2013 (3 games).....	41
3. Kelsey Griffin, 2010 (3 games).....	39
4. Lindsey Moore, 2013 (3 games).....	38
5. Tear'a Lauderhill, 2014 (2 games).....	37

3-POINT FIELD GOALS MADE

1. Jordan Hooper, 2013 (3 games).....	7
2. Jordan Hooper, 2014 (2 games).....	6
Tear'a Lauderhill, 2014 (2 games).....	6
Yvonne Turner, 2010 (3 games).....	6
5. Natalie Romeo, 2015 (1 game).....	5
Lindsey Moore, 2010 (3 games).....	5
Yvonne Turner, 2008 (2 games).....	5

3-POINT FIELD GOALS ATTEMPTED

1. Jordan Hooper, 2013 (3 games).....	20
2. Tear'a Lauderhill, 2014 (2 games).....	19
Yvonne Turner, 2010 (3 games).....	19
4. Lindsey Moore, 2013 (3 games).....	14
Anna DeForge, 1998 (2 games).....	14

FREE THROWS MADE

1. Kelsey Griffin, 2010 (3 games).....	21
2. Dominique Kelley, 2010 (3 games).....	16
3. Nicole Kubik, 1999 (1 game).....	13
4. Lindsey Moore, 2013 (3 games).....	11
5. Brooke Schwartz, 1998 (2 games).....	10

FREE THROWS ATTEMPTED

1. Kelsey Griffin, 2010 (3 games).....	27
2. Dominique Kelley, 2010 (3 games).....	22
3. Nicole Kubik, 1999 (1 game).....	14
4. Lindsey Moore, 2013 (3 games).....	13
Nicole Kubik, 1998 (2 games).....	13

REBOUNDS

1. Kelsey Griffin, 2010 (3 games).....	35
2. Jordan Hooper, 2013 (3 games).....	31
3. Anna DeForge, 1998 (2 games).....	24
4. Emily Cady, 2014 (2 games).....	21
Hailie Sample, 2013 (3 games).....	21
Karen Jennings, 1993 (2 games).....	21

ASSISTS

1. Lindsey Moore, 2013 (3 games).....	23
2. Rachel Theriot, 2014 (2 games).....	21
3. Lindsey Moore, 2010 (3 games).....	18
4. Yvonne Turner, 2008 (2 games).....	9
Anna DeForge, 1998 (2 games).....	9
Nicole Kubik, 1998 (2 games).....	9
Meggan Yedsena, 1993 (2 games).....	9



Dominique Kelley matched All-American Kelsey Griffin with 55 points scored in three 2010 NCAA Tournament games. Kelley also tied the Husker record with 18 made field goals.

STEALS

1. Jami Kubik, 1998 (2 games).....	10
2. Rachel Theriot, 2014 (2 games).....	7
3. Kelsey Griffin, 2008 (2 games).....	6
Nafeesah Brown, 1993 (2 games).....	6
5. Brooke Schwartz, 1999 (1 game).....	5
Nicole Kubik, 1998 (2 games).....	5
Lis Brenden, 1993 (2 games).....	5

BLOCKED SHOTS

1. Danielle Page, 2008 (2 games).....	7
2. Emily Cady, 2013 (3 games).....	5
Danielle Page, 2007 (1 game).....	5
4. Kelsey Griffin, 2010 (3 games).....	4
5. Nicea Elieli, 2018 (1 game).....	3
Cathryn Redmon, 2010 (3 games).....	3
Rissa Taylor, 1993 (2 games).....	3

INDIVIDUAL CAREER RECORDS

Individual records for all NCAA Tournament games during a player's career.

POINTS

1. Jordan Hooper, 2012-13-14 (6 games).....	102
2. Kelsey Griffin, 2007-08-10 (6 games).....	101
3. Lindsey Moore, 2010-12-13 (7 games).....	85
4. Nicole Kubik, 1998-99-00 (4 games).....	81
5. Emily Cady, 2012-13-14-15 (7 games).....	78

6. Dominique Kelley, 2008-10 (5 games).....	64
7. Tear'a Lauderhill, 2012-13-14-15 (7 games).....	63
8. Cory Montgomery, 2007-08-10 (6 games).....	57
9. Brooke Schwartz, 1998-99-00 (4 games).....	55
10. Rachel Theriot, 2013-14 (5 games).....	47

FIELD GOALS MADE

1. Jordan Hooper, 2012-13-14 (6 games).....	35
2. Kelsey Griffin, 2007-08-10 (6 games).....	34
3. Emily Cady, 2012-13-14-15 (7 games).....	32
4. Lindsey Moore, 2010-12-13 (7 games).....	29
Nicole Kubik, 1998-99-00 (4 games).....	25

FIELD GOALS ATTEMPTED

1. Jordan Hooper, 2012-13-14 (6 games).....	90
2. Lindsey Moore, 2010-12-13 (7 games).....	74
3. Kelsey Griffin, 2007-08-10 (6 games).....	73
4. Emily Cady, 2012-13-14-15 (7 games).....	71
Tear'a Lauderhill, 2012-13-14-15 (7 games).....	71

3-POINT FIELD GOALS MADE

1. Jordan Hooper, 2012-13-14 (6 games).....	13
2. Yvonne Turner, 2007-08-10 (6 games).....	11
3. Tear'a Lauderhill, 2012-13-14-15 (7 games).....	9
4. Lindsey Moore, 2010-12-13 (7 games).....	8
5. Cory Montgomery, 2007-08-10 (6 games).....	6

3-POINT FIELD GOALS ATTEMPTED

1. Jordan Hooper, 2012-13-14 (6 games).....	40
2. Tear'a Lauderhill, 2012-13-14-15 (7 games).....	31
Yvonne Turner, 2007-08-10 (6 games).....	31
4. Lindsey Moore, 2010-12-13 (7 games).....	28
5. Anna DeForge, 1996-98 (3 games).....	18

FREE THROWS MADE

1. Kelsey Griffin, 2007-08-10 (6 games).....	33
2. Nicole Kubik, 1998-99-00 (4 games).....	26
3. Jordan Hooper, 2012-13-14 (6 games).....	19
Lindsey Moore, 2010-12-13 (7 games).....	19
5. Dominique Kelley, 2008-10 (5 games).....	18

FREE THROWS ATTEMPTED

1. Kelsey Griffin, 2007-08-10 (6 games).....	42
2. Nicole Kubik, 1998-99-00 (4 games).....	33
3. Dominique Kelley, 2008-10 (5 games).....	26
4. Lindsey Moore, 2010-12-13 (7 games).....	22
5. Jordan Hooper, 2012-13-14 (6 games).....	20
Brooke Schwartz, 1998-99-00 (4 games).....	20

REBOUNDS

1. Emily Cady, 2012-13-14-15 (7 games).....	59
2. Jordan Hooper, 2012-13-14 (6 games).....	55
3. Kelsey Griffin, 2007-08-10 (6 games).....	52
4. Hailie Sample, 2012-13-14-15 (7 games).....	48
5. Anna DeForge, 1996-98 (3 games).....	26

ASSISTS

1. Lindsey Moore, 2010-12-13 (7 games).....	43
2. Rachel Theriot, 2013-14 (5 games).....	28
3. Nicole Kubik, 1998-99-00 (4 games).....	19
4. Yvonne Turner, 2007-08-10 (6 games).....	15
5. Emily Cady, 2012-13-14-15 (7 games).....	12

STEALS

1. Jami Kubik, 1998 (3 games).....	12
2. Kelsey Griffin, 2007-08-10 (6 games).....	10
3. Rachel Theriot, 2013-14 (5 games).....	9
Lindsey Moore, 2010-12-13 (7 games).....	9
Nicole Kubik, 1998-99-00 (4 games).....	9

BLOCKED SHOTS

1. Danielle Page, 2007-08 (3 games).....	12
2. Emily Cady, 2012-13-14-15 (7 games).....	10
3. Kelsey Griffin, 2007-08-10 (6 games).....	6
4. Hailie Sample, 2012-13-14-15 (7 games).....	4
5. Nicea Elieli, 2018 (1 game).....	3
Jordan Hooper, 2012-13-14 (6 games).....	3
Meghin Williams, 2010-12-13 (5 games).....	3
Cathryn Redmon, 2010 (3 games).....	3
Rissa Taylor, 1993 (2 games).....	3

INDIVIDUAL RECORDS BY CLASS

SENIOR CLASS RECORDS

POINTS

1. Diane DelVigna (1979-80).....	787
2. Kelsey Griffin (2009-10).....	685
3. Jordan Hooper (2013-14).....	672
4. Karen Jennings (1992-93).....	647
5. Amy Stephens (1988-89).....	612
6. Anna DeForge (1997-98).....	611

POINTS PER GAME

1. Amy Stephens (1988-89).....	21.9
2. Karen Jennings (1992-93).....	20.9
3. Jordan Hooper (2013-14).....	20.4
4. Nafeesah Brown (1993-94).....	20.2
5. Kelsey Griffin (2009-10).....	20.1

FIELD GOALS MADE

1. Diane DelVigna (1979-80).....	338
2. Karen Jennings (1992-93).....	251
3. Kelsey Griffin (2009-10).....	245
4. Jordan Hooper (2013-14).....	233
5. Nafeesah Brown (1993-94).....	226
Amy Stephens (1988-89).....	226

FIELD GOALS ATTEMPTED

1. Diane DelVigna (1979-80).....	777
2. Anna DeForge (1997-98).....	543
3. Jordan Hooper (2013-14).....	533
4. Amy Stephens (1988-89).....	513
5. Nafeesah Brown (1993-94).....	437

FIELD GOAL PERCENTAGE

(minimum 70 made)

1. Hailie Sample (2014-15).....	.611 (99-162)
2. Kelsey Griffin (2009-10).....	.596 (245-411)
3. Pyra Aarden (1995-96).....	.592 (132-223)
4. Kate Cain (2020-21).....	.575 (111-193)
5. Charlie Rogers (1999-00).....	.557 (128-230)

3-POINT FIELD GOALS MADE

1. Amy Stephens (1988-89).....	85
2. Yvonne Turner (2009-10).....	82
3. Jordan Hooper (2013-14).....	80
4. Kiera Hardy (2006-07).....	71
5. Hannah Whitish (2017-20).....	63

3-POINT FIELD GOALS ATTEMPTED

1. Yvonne Turner (2009-10).....	225
2. Jordan Hooper (2013-14).....	220
3. Amy Stephens (1988-89).....	216
4. Tear'a Lauderhill (2014-15).....	211
5. Kiera Hardy (2006-07).....	193

3-POINT FIELD GOAL PERCENTAGE

(minimum 15 made)

1. Kate Galligan (1995-96).....	.456 (52-114)
2. Chelsea Aubry (2006-07).....	.434 (33-76)
3. Emily Wood (2017-18).....	.423 (33-78)
4. Alexa Johnson (2003-04).....	.400 (22-55)
5. Sabrina Brooks (1988-89).....	.396 (19-48)

FREE THROWS MADE

1. Kelsey Griffin (2009-10).....	189
2. Nafeesah Brown (1993-94).....	141
3. Karen Jennings (1992-93).....	135
4. Nicole Kubik (1999-00).....	130
5. Jordan Hooper (2013-14).....	126

FREE THROWS ATTEMPTED

1. Kelsey Griffin (2009-10).....	250
2. Nafeesah Brown (1993-94).....	193
3. Debra Powell (1984-85).....	170
4. Karen Jennings (1992-93).....	167
5. Nicole Kubik (1999-00).....	165

FREE THROW PERCENTAGE

(minimum 50 made)

1. Cathy Owen (1984-85).....	.950 (57-60)
2. Dominique Kelley (2010-11).....	.907 (68-75)

3. Amy Stephens (1988-89).....	.852 (75-88)
4. Meggan Yedsena (1993-94).....	.830 (73-88)
5. Kiera Hardy (2006-07).....	.824 (89-108)

REBOUNDS

1. Kelsey Griffin (2009-10).....	354
2. Emily Cady (2014-15).....	327
3. Nafeesah Brown (1993-94).....	303
4. Jordan Hooper (2013-14).....	299
5. Janet Smith (1981-82).....	290

REBOUNDS PER GAME

1. Kelsey Griffin (2009-10).....	10.4
2. Emily Cady (2014-15).....	10.2
3. Nafeesah Brown (1993-94).....	10.1
4. Janet Smith (1981-82).....	9.4
5. Jordan Hooper (2013-14).....	9.1

ASSISTS

1. Lindsey Moore (2012-13).....	195
2. Jina Johansen (2004-05).....	191
3. Rachel Theriot (2015-16).....	182
4. Meggan Yedsena (1993-94).....	169
5. LaToya Howell (2005-06).....	159
Stacy Imming (1986-87).....	159

STEALS

1. Nicole Kubik (1999-00).....	108
2. Diane DelVigna (1979-80).....	91
3. Meggan Yedsena (1993-94).....	80
4. LaToya Doage (1996-97).....	71
5. Nafeesah Brown (1993-94).....	70

BLOCKED SHOTS

1. Danielle Page (2007-08).....	78
2. Catheryn Redmon (2010-11).....	77
3. Kate Cain (2020-21).....	72
4. Janet Smith (1981-82).....	56
5. Katie Morse (2003-04).....	54

JUNIOR CLASS RECORDS

POINTS

1. Karen Jennings (1991-92).....	810
2. Maurice Ivy (1986-87).....	683
3. Nicole Kubik (1998-99).....	654
4. Diane DelVigna (1978-79).....	646
5. Jordan Hooper (2012-13).....	607

POINTS PER GAME

1. Karen Jennings (1991-92).....	25.3
2. Maurice Ivy (1986-87).....	23.6
3. Nicole Kubik (1998-99).....	19.8
4. Angie Miller (1985-86).....	18.5
Diane DelVigna (1978-79).....	18.5

FIELD GOALS MADE

1. Karen Jennings (1991-92).....	337
2. Diane DelVigna (1978-79).....	283
3. Maurice Ivy (1986-87).....	265
4. Nicole Kubik (1998-99).....	234
5. Jordan Hooper (2012-13).....	215

FIELD GOALS ATTEMPTED

1. Diane DelVigna (1978-79).....	645
2. Nicole Kubik (1998-99).....	568
3. Karen Jennings (1991-92).....	559
4. Jordan Hooper (2012-13).....	537
5. Maurice Ivy (1986-87).....	517

FIELD GOAL PERCENTAGE

(minimum 70 made)

1. Karen Jennings (1991-92).....	.603 (337-559)
2. Pyra Aarden (1994-95).....	.598 (146-244)
3. Sue Hesch (1990-91).....	.578 (100-173)
4. Kim Harris (1987-88).....	.571 (125-219)
5. Tina McClain (1995-96).....	.562 (164-292)

3-POINT FIELD GOALS MADE

1. Jordan Hooper (2012-13).....	81
Kiera Hardy (2005-06).....	81
3. Jaz Shelley (2022-23).....	79
4. Hannah Whitish (2018-19).....	65
5. Tear'a Lauderhill (2013-14).....	62

3-POINT FIELD GOALS ATTEMPTED

1. Jordan Hooper (2012-13).....	242
2. Kiera Hardy (2005-06).....	224
3. Jaz Shelley (2022-23).....	219
4. Yvonne Turner (2008-09).....	179
5. Hannah Whitish (2018-19).....	177

3-POINT FIELD GOAL PERCENTAGE

(minimum 15 made)

1. Dominique Kelley (2009-10).....	.431 (22-51)
2. Ashley Scoggin (2021-22).....	.420 (55-131)
3. Jina Johansen (2003-04).....	.411 (30-73)
Amy Stephens (1987-88).....	.411 (44-107)
5. Rachel Theriot (2014-15).....	.408 (20-49)

FREE THROWS MADE

1. Dominique Kelley (2009-10).....	165
2. Maurice Ivy (1986-87).....	153
3. Nicole Kubik (1998-99).....	151
4. Lindsey Moore (2011-12).....	145
5. Emily Cady (2013-14).....	133

FREE THROWS ATTEMPTED

1. Dominique Kelley (2009-10).....	214
2. Nicole Kubik (1998-99).....	196
Maurice Ivy (1986-87).....	196
4. Lindsey Moore (2011-12).....	177
5. Kelsey Griffin (2007-08).....	176

FREE THROW PERCENTAGE

(minimum 50 made)

1. Rachel Theriot (2014-15).....	.926 (63-68)
2. Cathy Owen (1983-84).....	.885 (54-61)
3. Amy Stephens (1987-88).....	.867 (52-60)
4. Emily Cady (2013-14).....	.858 (133-155)
5. Cory Montgomery (2008-09).....	.856 (95-111)

REBOUNDS

1. Janet Smith (1980-81).....	417
2. Karen Jennings (1991-92).....	319
3. Emily Cady (2013-14).....	304
4. Carol Garey (1979-80).....	303
5. Jordan Hooper (2012-13).....	300

REBOUNDS PER GAME

1. Janet Smith (1980-81).....	13.5
2. Karen Jennings (1991-92).....	10.0
3. Pyra Aarden (1994-95).....	9.3
4. Emily Cady (2013-14).....	9.2
5. Jordan Hooper (2012-13).....	8.8

ASSISTS

1. Jaz Shelley (2022-23).....	205
2. Nicole Kubik (1998-99).....	186
3. Meggan Yedsena (1992-93).....	169
4. Lindsey Moore (2011-12).....	167
5. Amy Stephens (1987-88).....	147

STEALS

1. Nicole Kubik (1998-99).....	136
2. Diane DelVigna (1978-79).....	100
3. Ami Beiriger (1980-81).....	76
4. Lindsey Moore (2011-12).....	72
Brooke Schwartz (1998-99).....	72
Amy Stephens (1987-88).....	72

BLOCKED SHOTS

1. Kate Cain (2019-20).....	101
2. Catheryn Redmon (2009-10).....	63
3. Danielle Page (2006-07).....	60
4. Janet Smith (1980-81).....	59
5. Casey Leonhardt (1999-00).....	37

INDIVIDUAL RECORDS BY CLASS

SOPHOMORE CLASS RECORDS

POINTS

1. Jordan Hooper (2011-12)	624
2. Kiera Hardy (2004-05)	609
3. Karen Jennings (1990-91)	574
4. Amy Stephens (1986-87)	546
5. Kathy Hagerstrom (1980-81)	545

POINTS PER GAME

1. Karen Jennings (1990-91)	20.5
2. Maurice Ivy (1985-86)	19.7
3. Kiera Hardy (2004-05)	19.0
4. Jordan Hooper (2011-12)	18.9
5. Amy Stephens (1986-87)	18.8

FIELD GOALS MADE

1. Amy Stephens (1986-87)	245
2. Karen Jennings (1990-91)	236
3. Kiera Hardy (2004-05)	226
4. Kathy Hagerstrom (1980-81)	221
5. Maurice Ivy (1985-86)	219

FIELD GOALS ATTEMPTED

1. Kiera Hardy (2004-05)	560
2. Jordan Hooper (2011-12)	522
3. Jessica Shepard (2016-17)	505
4. Maurice Ivy (1985-86)	500
5. Sherry Brink (1976-77)	479

FIELD GOAL PERCENTAGE

(minimum 70 made)

1. Charlie Rogers (1997-98)606 (114-188)
2. Kathy Hagerstrom (1980-81)583 (221-379)
3. Karen Jennings (1990-91)571 (236-413)
4. Amy Stephens (1986-87)548 (245-447)
5. Kelsey Griffin (2006-07)546 (177-324)

3-POINT FIELD GOALS MADE

1. Natalie Romeo (2015-16)	104
2. Kiera Hardy (2004-05)	85
3. Jaz Shelley (2021-22)	82
4. Hannah Whitish (2017-18)	73
5. Jordan Hooper (2011-12)	67

3-POINT FIELD GOALS ATTEMPTED

1. Natalie Romeo (2015-16)	245
2. Kiera Hardy (2004-05)	238
3. Jordan Hooper (2011-12)	210
4. Jaz Shelley (2021-22)	202
5. Hannah Whitish (2017-18)	192

3-POINT FIELD GOAL PERCENTAGE

(minimum 15 made)

1. Taylor Kissinger (2018-19)456 (62-136)
2. Rachel Theriot (2013-14)430 (40-93)
3. Natalie Romeo (2015-16)424 (104-245)
4. Kate Galligan (1993-94)407 (50-123)
5. Jaz Shelley (2021-22)406 (82-202)

FREE THROWS MADE

1. Jordan Hooper (2011-12)	143
2. Kelsey Griffin (2006-07)	125
3. Leigha Brown (2019-20)	116
4. Nicole Kubik (1997-98)	106
5. Kathy Hagerstrom (1980-81)	103

FREE THROWS ATTEMPTED

1. Jordan Hooper (2011-12)	183
2. Jessica Shepard (2016-17)	176
3. Kelsey Griffin (2006-07)	173
4. Debra Powell (1982-83)	156
5. Kathy Hagerstrom (1980-81)	155

FREE THROW PERCENTAGE

(minimum 50 made)

1. Rachel Theriot (2013-14)885 (69-78)
2. Sarah Muller (1989-90)845 (71-84)
3. Anna DeForge (1995-96)820 (73-89)

4. Kate Galligan (1993-94)811 (73-90)
5. Kiera Hardy (2004-05)809 (72-89)

REBOUNDS

1. Janet Smith (1979-80)	372
2. Alexis Markowski (2022-23)	322
3. Carol Garey (1978-79)	314
4. Jordan Hooper (2011-12)	306
5. Jessica Shepard (2016-17)	284

REBOUNDS PER GAME

1. Alexis Markowski (2022-23)	9.8
Jessica Shepard (2016-17)	9.8
3. Jordan Hooper (2011-12)	9.3
Janet Smith (1979-80)	9.3
5. Carol Garey (1978-79)	9.0

ASSISTS

1. Rachel Theriot (2013-14)	234
2. Meggan Yedsena (1991-92)	195
3. Lindsey Moore (2010-11)	183
4. Jaz Shelley (2021-22)	160
5. Jina Johansen (2002-03)	153

STEALS

1. Nicole Kubik (1997-98)	104
2. Yvonne Turner (2007-08)	81
3. Donna Unwin (1980-81)	69
4. Amy Stephens (1986-87)	68
5. Meggan Yedsena (1991-92)	65

BLOCKED SHOTS

1. Kate Cain (2018-19)	79
2. Janet Smith (1979-80)	69
3. Catheryn Redmon (2008-09)	67
4. Danielle Page (2005-06)	38
5. Charlie Rogers (1997-98)	36

FRESHMAN CLASS RECORDS

POINTS

1. Jessica Shepard (2015-16)	574
2. Debra Powell (1981-82)	461
3. Jordan Hooper (2010-11)	454
4. Kathy Hagerstrom (1979-80)	449
5. Darcy Williamson (1975-76)	426

POINTS PER GAME

1. Jessica Shepard (2015-16)	18.5
2. Debra Powell (1981-82)	15.4
3. Jordan Hooper (2010-11)	14.6
4. Angie Miller (1983-84)	14.6
5. Maurice Ivy (1984-85)	14.0

FIELD GOALS MADE

1. Jessica Shepard (2015-16)	228
2. Darcy Williamson (1975-76)	201
3. Kathy Hagerstrom (1979-80)	186
4. Kathy Hawkins (1975-76)	177
5. Debra Powell (1981-82)	175

FIELD GOALS ATTEMPTED

1. Darcy Williamson (1975-76)	547
2. Jessica Shepard (2015-16)	447
Jordan Hooper (2010-11)	447
4. Kathy Hawkins (1975-76)	407
5. Debra Powell (1981-82)	390

FIELD GOAL PERCENTAGE

(minimum 70 made)

1. Charlie Rogers (1996-97)582 (78-134)
2. Kate Cain (2017-18)566 (146-258)
3. Ann Halsne (1987-88)560 (79-141)
4. Kelsey Griffin (2005-06)541 (151-279)
5. Angie Miller (1983-84)538 (165-307)

3-POINT FIELD GOALS MADE

1. Jordan Hooper (2010-11)	67
2. Hannah Whitish (2016-17)	57
3. Natalie Romeo (2014-15)	51

4. Taylor Kissinger (2017-18)	50
5. Anna DeForge (1994-95)	46

3-POINT FIELD GOALS ATTEMPTED

1. Jordan Hooper (2010-11)	184
2. Natalie Romeo (2014-15)	144
3. Hannah Whitish (2016-17)	140
4. Taylor Kissinger (2017-18)	138
Anna DeForge (1994-95)	138

3-POINT FIELD GOAL PERCENTAGE

(minimum 15 made)

1. Alexis Markowski (2021-22)500 (21-42)
2. Annika Stewart (2020-21)446 (29-65)
3. Hannah Whitish (2016-17)407 (57-140)
4. Emily Cady (2011-12)385 (25-65)
5. Dominique Kelley (2007-08)378 (17-45)

FREE THROWS MADE

1. Kelsey Griffin (2005-06)	121
2. Jessica Shepard (2015-16)	118
3. Debra Powell (1981-82)	111
4. Alexis Markowski (2021-22)	108
5. Emily Cady (2011-12)	85

FREE THROWS ATTEMPTED

1. Jessica Shepard (2015-16)	203
2. Debra Powell (1981-82)	193
3. Kelsey Griffin (2005-06)	174
4. Alexis Markowski (2021-22)	164
5. Emily Cady (2011-12)	118

FREE THROW PERCENTAGE

(minimum 30 made)

1. Laura Tietjen (1976-77)861 (37-43)
2. Cathy Owen (1981-82)849 (45-53)
3. Kiera Hardy (2003-04)837 (41-49)
4. Amy Stephens (1985-86)821 (32-39)
5. Allison Weidner (2021-22)797 (47-59)

REBOUNDS

1. Kathy Hagerstrom (1979-80)	277
2. Jessica Shepard (2015-16)	266
3. Alexis Markowski (2021-22)	265
4. Debra Powell (1981-82)	229
5. Kate Cain (2017-18)	223

REBOUNDS PER GAME

1. Jessica Shepard (2015-16)	8.6
2. Alexis Markowski (2021-22)	8.0
3. Debra Powell (1981-82)	7.6
4. Angie Miller (1983-84)	7.1
5. Kate Cain (2017-18)	7.0

ASSISTS

1. Kathy Hawkins (1975-76)	191
2. Meggan Yedsena (1990-91)	163
3. Lindsey Moore (2009-10)	154
4. Amy Stephens (1985-86)	105
5. Rachel Theriot (2012-13)	101

STEALS

1. Meggan Yedsena (1990-91)	85
2. Nicole Kubik (1996-97)	70
3. Crystal Coleman (1981-82)	65
4. Kelli Benson (1980-81)	61
5. Amy Stephens (1985-86)	58

BLOCKED SHOTS

1. Kate Cain (2017-18)	100
2. Janet Smith (1978-79)	54
3. Kathy Hagerstrom (1979-80)	42
4. Katie Robinette (2001-02)	33
5. Danielle Page (2004-05)	31

NEBRASKA TEAM LEADERS YEAR-BY-YEAR

POINTS PER GAME

Year	Name	Avg.
2022-23	Jaz Shelley	14.5
2021-22	Jaz Shelley	13.1
2020-21	Sam Haiby	16.8
2019-20	Leigha Brown	14.4
2018-19	Hannah Whitish	10.1
2017-18	Hannah Whitish	12.6
2016-17	Jessica Shepard	18.6
2015-16	Jessica Shepard	18.5
2014-15	Rachel Theriot	16.5
2013-14	Jordan Hooper	20.4
2012-13	Jordan Hooper	17.9
2011-12	Jordan Hooper	18.9
2010-11	Jordan Hooper	14.6
2009-10	Kelsey Griffin	20.1
2008-09	Cory Montgomery	15.2
2007-08	Kelsey Griffin	15.3
2006-07	Kiera Hardy	16.1
2005-06	Kiera Hardy	17.5
2004-05	Kiera Hardy	19.0
2003-04	Alexa Johnson	12.8
2002-03	Alexa Johnson	14.8
2001-02	Keasha Cannon-Johnson	12.9
2000-01	Casey Leonhardt	12.6
1999-00	Nicole Kubik	17.4
1998-99	Nicole Kubik	19.8
1997-98	Anna DeForge	18.5
1996-97	Anna DeForge	17.5
1995-96	Anna DeForge	14.5
1994-95	Pyra Aarden	14.0
1993-94	Nafeesah Brown	20.2
1992-93	Karen Jennings	20.9
1991-92	Karen Jennings	25.3
1990-91	Karen Jennings	20.5
1989-90	Karen Jennings	13.4
1988-89	Amy Stephens	21.9
1987-88	Maurtice Ivy	19.1
1986-87	Maurtice Ivy	23.6
1985-86	Maurtice Ivy	19.7
1984-85	Debra Powell	15.2
1983-84	Debra Powell	18.3
1982-83	Debra Powell	17.6
1981-82	Kathy Hagerstrom	15.8
1980-81	Kathy Hagerstrom	17.6
1979-80	Diane DeVigna	19.7
1978-79	Diane DeVigna	18.5
1977-78	Jan Crouch	11.6
1976-77	Jan Crouch	15.1
1975-76	Darcy Williamson	13.7



Kiera Hardy led Nebraska in scoring from 2005 to 2007 on her way to first-team All-Big 12 Conference honors all three seasons. Hardy also became the second Husker to lead NU in free throw percentage in four straight seasons.

REBOUNDS PER GAME

Year	Name	Avg.
2022-23	Alexis Markowski	9.8
2021-22	Alexis Markowski	8.0
2020-21	Bella Cravens	7.6
2019-20	Kate Cain	7.2
2018-19	Kate Cain	5.9
2017-18	Kate Cain	7.0
2016-17	Jessica Shepard	9.8
2015-16	Jessica Shepard	8.6
2014-15	Emily Cady	10.2
2013-14	Emily Cady	9.2
2012-13	Jordan Hooper	8.8
2011-12	Jordan Hooper	9.3
2010-11	Catheryn Redmon	7.2
2009-10	Kelsey Griffin	10.4
2008-09	Cory Montgomery	7.8
2007-08	Kelsey Griffin	7.2
2006-07	Kelsey Griffin	8.4
2005-06	Kelsey Griffin	6.0
2004-05	Chelsea Aubry	5.1
2003-04	Keasha Cannon-Johnson	8.4
2002-03	Alexa Johnson	6.8
2001-02	Keasha Cannon-Johnson	8.4
2000-01	Casey Leonhardt	6.9
1999-00	Charlie Rogers	7.9
1998-99	Brooke Schwartz	5.9
1997-98	Anna DeForge	7.9
1996-97	Tina McClain	6.0
1995-96	Anna DeForge	6.8
	Tina McClain	6.8
1994-95	Pyra Aarden	9.3
1993-94	Nafeesah Brown	10.1
1992-93	Karen Jennings	8.0
1991-92	Karen Jennings	10.0
1990-91	Karen Jennings	8.9
1989-90	Karen Jennings	6.6
1988-89	Kim Harris	6.9
1987-88	Maurtice Ivy	6.1
1986-87	Maurtice Ivy	7.8
1985-86	Maurtice Ivy	8.6
1984-85	Debra Powell	7.5
1983-84	Angie Miller	7.1
1982-83	Debra Powell	5.6
1981-82	Janet Smith	9.4
1980-81	Janet Smith	13.5
1979-80	Janet Smith	9.3
1978-79	Carol Garey	9.0
1977-78	Jeanne Boller	7.9
1976-77	Jeanne Boller	7.2
1975-76	Sherry Brink	6.9

FIELD GOAL PERCENTAGE

(minimum 70 made)

Year	Name	Pct. (FGM-FGA)
2022-23	Isabelle Bourne	.494 (145-335)
2021-22	Bella Cravens	.522 (70-134)
2020-21	Kate Cain	.575 (111-193)
2019-20	Kate Cain	.539 (125-232)
2018-19	Kate Cain	.525 (105-200)
2017-18	Kate Cain	.566 (146-258)
2016-17	Nicea Eliely	.435 (81-186)
2015-16	Jessica Shepard	.510 (228-447)
2014-15	Hailie Sample	.611 (99-162)
2013-14	Emily Cady	.495 (136-275)
2012-13	Lindsey Moore	.468 (170-363)
2011-12	Emily Cady	.443 (108-244)
2010-11	Catheryn Redmon	.546 (124-227)
2009-10	Kelsey Griffin	.596 (245-411)
2008-09	Catheryn Redmon	.473 (70-186)
2007-08	Kelsey Griffin	.536 (158-295)
2006-07	Kelsey Griffin	.546 (177-324)
2005-06	Kelsey Griffin	.541 (151-279)
2004-05	Elena Diaz	.497 (78-157)
2003-04	Alexa Johnson	.424 (146-344)
2002-03	Amanda Cleveland	.416 (79-190)
2001-02	Keasha Cannon-Johnson	.457 (138-302)
2000-01	Casey Leonhardt	.522 (155-297)
1999-00	Charlie Rogers	.557 (128-230)
1998-99	Charlie Rogers	.510 (101-198)
1997-98	Charlie Rogers	.606 (114-188)
1996-97	LaToya Doage	.601 (86-143)
1995-96	Pyra Aarden	.592 (132-223)
1994-95	Pyra Aarden	.598 (146-244)
1993-94	Pyra Aarden	.522 (70-134)
1992-93	Karen Jennings	.550 (251-456)
1991-92	Karen Jennings	.603 (337-559)
1990-91	Sue Hesch	.578 (100-173)
1989-90	Ann Halsne	.545 (120-220)
1988-89	Ann Halsne	.519 (109-210)
1987-88	Kim Harris	.571 (125-219)
1986-87	Amy Stephens	.548 (245-447)
1985-86	Stephanie Bolli	.534 (87-163)
1984-85	Cathy Owen	.494 (87-176)
1983-84	Kelli Benson	.588 (90-153)
1982-83	Kelli Benson	.587 (81-138)
1981-82	Cathy Owen	.511 (119-233)
1980-81	Kathy Hagerstrom	.583 (221-379)
1979-80	Kathy Hagerstrom	.481 (186-387)
1978-79	Grainne Murray	.512 (83-162)
1977-78	Jan Crouch	.401 (138-344)
1976-77	Kathy Hawkins	.458 (164-358)
1975-76	Jan Crouch	.454 (119-335)



Karen Jennings is the only player in Nebraska history to lead the team in both scoring and rebounding all four years of her career.

NEBRASKA TEAM LEADERS YEAR-BY-YEAR

FREE THROW PERCENTAGE

(minimum 40 made)

Year	Name	Pct. (FTM-FTA)
2022-23	Jaz Shelley	.820 (91-111)
2021-22	Sam Haiby	.816 (93-114)
2020-21	Sam Haiby	.816 (120-147)
2019-20	Ashtyn Veerbeek	.778 (42-54)
2018-19	Nicea Eliely	.807 (46-57)
2017-18	Maddie Simon	.781 (57-73)
2016-17	Jasmine Cincore	.667 (46-69)
2015-16	Rachel Theriot	.889 (48-54)
2014-15	Rachel Theriot	.926 (63-68)
2013-14	Rachel Theriot	.885 (69-78)
2012-13	Jordan Hooper	.821 (96-117)
2011-12	Lindsey Moore	.819 (145-177)
2010-11	Dominique Kelley	.907 (68-75)
2009-10	Cory Montgomery	.776 (59-76)
2008-09	Cory Montgomery	.856 (95-111)
2007-08	Cory Montgomery	.738 (45-61)
2006-07	Kiera Hardy	.824 (89-108)
2005-06	Kiera Hardy	.786 (77-98)
2004-05	Kiera Hardy	.809 (72-89)
2003-04	Kiera Hardy	.837 (41-49)
2002-03	Alexa Johnson	.773 (92-119)
2001-02	Alexa Johnson	.828 (48-58)
2000-01	Shannon Howell	.794 (77-97)
1999-00	Nicole Kubik	.788 (130-165)
1998-99	Monet Williams	.789 (45-57)
1997-98	Cori McDill	.860 (49-57)
1996-97	Anna DeForge	.781 (89-114)
1995-96	Anna DeForge	.820 (73-89)
	Tina McClain	.820 (73-89)
1994-95	Kate Galligan	.736 (53-72)
1993-94	Meggan Yedsena	.830 (73-88)
1992-93	Karen Jennings	.808 (135-167)
1991-92	Karen Jennings	.782 (129-165)
1990-91	Meggan Yedsena	.766 (49-64)
1989-90	Sarah Muller	.845 (71-84)
1988-89	Amy Stephens	.852 (75-88)
1987-88	Amy Stephens	.867 (52-60)
1986-87	Angie Miller	.808 (63-78)
1985-86	Angie Miller	.836 (102-122)
1984-85	Cathy Owen	.950 (57-60)
1983-84	Cathy Owen	.885 (54-61)
1982-83	Cathy Owen	.828 (48-58)
1981-82	Cathy Owen	.849 (45-53)
1980-81	Ami Beiriger	.719 (64-89)
1979-80	Diane DelVigna	.740 (111-150)
1978-79	Diane DelVigna	.593 (80-135)
1977-78	Jan Crouch	.632 (60-95)
1976-77	Sherry Brink	.642 (52-81)
1975-76	Sherry Brink	.676 (48-71)

3-POINT FIELD GOAL PERCENTAGE

(minimum 10 made)

Year	Name	Pct. (FGM-FGA)
2022-23	Jaz Shelley	.361 (79-219)
2021-22	Alexis Markowski	.500 (21-42)
2020-21	Annika Stewart	.446 (29-65)
2019-20	Hannah Whitish	.382 (63-165)
2018-19	Taylor Kissinger	.456 (62-136)
2017-18	Emily Wood	.423 (33-78)
2016-17	Hannah Whitish	.407 (57-140)
2015-16	Natalie Romeo	.424 (104-245)
2014-15	Rachel Theriot	.408 (20-49)
2013-14	Rachel Theriot	.430 (40-93)
2012-13	Lindsey Moore	.382 (52-136)
2011-12	Emily Cady	.385 (25-65)
2010-11	Katya Leick	.392 (20-51)
2009-10	Dominique Kelley	.431 (22-51)
2008-09	Dominique Kelley	.393 (22-56)
2007-08	Dominique Kelley	.378 (17-45)
2006-07	Chelsea Aubry	.534 (33-76)
2005-06	Sarah White	.556 (10-18)
2004-05	Jina Johansen	.383 (23-60)
2003-04	Jina Johansen	.411 (30-73)
2002-03	Alexa Johnson	.357 (15-42)
2001-02	Katie Robinette	.353 (12-34)
2000-01	Amanda Went	.369 (31-84)
1999-00	Melody Peterson	.395 (15-38)
1998-99	Amanda Went	.363 (33-91)
1997-98	Anna DeForge	.325 (50-154)
1996-97	Anna DeForge	.385 (30-78)

1995-96	Kate Galligan	.464 (52-114)
1994-95	Anna DeForge	.333 (46-138)
1993-94	Kate Galligan	.407 (50-123)
1992-93	Sara Offringa	.355 (44-124)
1991-92	Sara Offringa	.310 (13-42)
1990-91	Meggan Yedsena	.268 (15-56)
1989-90	Kim Yancey	.313 (15-48)
1988-89	Sabrina Brooks	.396 (19-48)
1987-88	Amy Stephens	.411 (44-107)

ASSISTS

Year	Name	Assists
2022-23	Jaz Shelley	206
2021-22	Jaz Shelley	160
2020-21	Sam Haiby	115
2019-20	Hannah Whitish	107
2018-19	Hannah Whitish	128
2017-18	Hannah Whitish	150
2016-17	Hannah Whitish	85
2015-16	Rachel Theriot	182
2014-15	Rachel Theriot	109
2013-14	Rachel Theriot	234
2012-13	Lindsey Moore	195
2011-12	Lindsey Moore	167
2010-11	Lindsey Moore	183
2009-10	Lindsey Moore	154
2008-09	Dominique Kelley	76
2007-08	Kaitlyn Burke	78
2006-07	Kiera Hardy	83
2005-06	LaToya Howell	159
2004-05	Jina Johansen	191
2003-04	Jina Johansen	144
2002-03	Jina Johansen	153
2001-02	Keasha Cannon-Johnson	108
2000-01	Shannon Howell	87
1999-00	Nicole Kubik	158
1998-99	Nicole Kubik	186
1997-98	Nicole Kubik	150
1996-97	Anna DeForge	86
1995-96	Anna DeForge	100
1994-95	Kate Galligan	90
1993-94	Meggan Yedsena	169
1992-93	Meggan Yedsena	169
1991-92	Meggan Yedsena	195
1990-91	Meggan Yedsena	163
1989-90	Carol Russell	78
1988-89	Amy Bullock	142
1987-88	Amy Stephens	147
1986-87	Stacy Imming	159
1985-86	Amy Stephens	105
1984-85	Stacy Imming	117
1983-84	Stacy Imming	76
1982-83	Crystal Coleman	69
	Chris Leigh	69
1981-82	Crystal Coleman	99
1980-81	Donna Unwin	121
1979-80	Ami Beiriger	133
1978-79	Diane DelVigna	132
1977-78	NA	
1976-77	Kathy Hawkins	145
1975-76	Kathy Hawkins	191

STEALS

Year	Name	Steals
2022-23	Jaz Shelley	57
2021-22	Jaz Shelley	56
2020-21	Sam Haiby	32
2019-20	Sam Haiby	44
2018-19	Nicea Eliely	54
2017-18	Hannah Whitish	41
2016-17	Nicea Eliely	46
2015-16	Natalie Romeo	44
2014-15	Brandi Jeffery	45
	Tear'a Laudermill	45
2013-14	Rachel Theriot	39
2012-13	Lindsey Moore	60
2011-12	Lindsey Moore	72
2010-11	Lindsey Moore	31
2009-10	Yvonne Turner	63
2008-09	Yvonne Turner	67
2007-08	Yvonne Turner	81
2006-07	Kelsey Griffin	36
2005-06	Kiera Hardy	59

2004-05	LaToya Howell	63
2003-04	Kiera Hardy	45
2002-03	Margaret Richards	38
2001-02	Keasha Cannon-Johnson	56
2000-01	Shannon Howell	36
1999-00	Nicole Kubik	108
1998-99	Nicole Kubik	136
1997-98	Nicole Kubik	104
1996-97	LaToya Doage	71
1995-96	Lis Brenden	55
1994-95	Tina McClain	46
1993-94	Meggan Yedsena	80
1992-93	Meggan Yedsena	67
1991-92	Rissa Taylor	69
1990-91	Meggan Yedsena	85
1989-90	Kristi Dahn	49
1988-89	Amy Stephens	82
1987-88	Amy Stephens	72
1986-87	Amy Stephens	68
1985-86	Amy Stephens	58
1984-85	Debra Powell	68
1983-84	Debra Powell	58
1982-83	Crystal Coleman	58
1981-82	Crystal Coleman	65
1980-81	Ami Beiriger	76
1979-80	Diane DelVigna	91
1978-79	Diane DelVigna	100

BLOCKED SHOTS

Year	Name	Blocks
2022-23	Alexis Markowski	31
2021-22	Jaz Shelley	30
2020-21	Kate Cain	72
2019-20	Kate Cain	101
2018-19	Kate Cain	79
2017-18	Kate Cain	100
2016-17	Nicea Eliely	21
2015-16	Allie Havers	32
2014-15	Emily Cady	30
2013-14	Emily Cady	27
2012-13	Emily Cady	30
2011-12	Emily Cady	28
2010-11	Catheryn Redmon	77
2009-10	Catheryn Redmon	63
2008-09	Catheryn Redmon	67
2007-08	Danielle Page	78
2006-07	Danielle Page	60
2005-06	Danielle Page	38
2004-05	Danielle Page	31
2003-04	Katie Morse	54
2002-03	Amanda Cleveland	42
2001-02	Katie Robinette	33
2000-01	Casey Leonhardt	51
1999-00	Charlie Rogers	38
1998-99	Lisa Reitsma	34
1997-98	Charlie Rogers	36
1996-97	Charlie Rogers	24
1995-96	Pyra Aarden	15
1994-95	Pyra Aarden	24
1993-94	Nafeesah Brown	25
1992-93	Rissa Taylor	24
1991-92	Rissa Taylor	27
1990-91	Kelly Hubert	14
	Rissa Taylor	14
1989-90	Sarah Muller	17
1988-89	Kim Harris	17
1987-88	Maurice Ivy	16
	Kim Harris	16
1986-87	Maurice Ivy	34
1985-86	Maurice Ivy	27
1984-85	Maurice Ivy	27
1983-84	Debra Powell	12
1982-83	Kathy Hagerstrom	19
1981-82	Janet Smith	56
1980-81	Janet Smith	59
1979-80	Janet Smith	69
1978-79	Janet Smith	54

NEBRASKA INDIVIDUAL GAME BESTS

POINTS

(minimum of 30)

1. Karen Jennings (Kansas St., 1/21/92).....	48
2. Maurice Ivy (Illinois, 12/30/86).....	46
3. Crystal Coleman (Oklahoma St., 2/19/83)....	41
4. Amy Stephens (Oklahoma, 2/8/89).....	40
5. Karen Jennings (Oklahoma, 2/15/92).....	39
6. Kate Galligan (Kansas, 2/11/96).....	38
7. Jaz Shelley (Minnesota, 2/15/23).....	37
Kiera Hardy (Baylor, 1/12/05).....	37
Amy Stephens (Kansas, 2/4/89).....	37
10. Jordan Hooper (Florida State, 12/8/12).....	36
Kelsey Griffin (Kansas St., 3/6/10).....	36
Nicole Kubik (Kansas, 1/16/99).....	36
Pyra Aarden (Bowling Green, 12/10/94).....	36
Karen Jennings (Illinois, 12/14/91).....	36
Amy Stephens (Missouri, 2/18/89).....	36
16. Jessica Shepard (Michigan, 1/24/16).....	35
Jessica Shepard (Northern Arizona, 12/19/15)...	35
Karen Jennings (Missouri State, 2/2/93).....	35
Amy Stephens (UW-Green Bay, 12/26/88).....	35
Maurice Ivy (Kansas, 3/1/87).....	35
Maurice Ivy (Oklahoma, 2/12/87).....	35
22. Nicole Kubik (Missouri, 2/2/99).....	34
Nicole Kubik (Missouri, 2/4/98).....	34
Amy Stephens (Kansas St., 2/11/89).....	34
Maurice Ivy (Missouri, 1/28/87).....	34
Debra Powell (Pepperdine, 1/11/83).....	34
Debra Powell (Notre Dame, 2/25/82).....	34
Debra Powell (Morningside, 12/11/82).....	34
29. Sam Haiby (Illinois, 12/10/20).....	33
Jordan Hooper (Minnesota, 3/7/14).....	33
Rachel Theriot (Minnesota, 1/16/14).....	33
Jordan Hooper (Utah State, 12/8/13).....	33
Jordan Hooper (Oral Roberts, 12/20/12).....	33
Lindsey Moore (Kansas, 2/26/11).....	33
Anna DeForge (Colorado, 1/7/98).....	33
36. Jaz Shelley (Mississippi State, 11/26/22).....	32
Jaz Shelley (Illinois, 3/3/22).....	32
Jessica Shepard (Michigan State, 2/26/17).....	32
Natalie Romeo (Penn State, 1/13/16).....	32
Jordan Hooper (Northern Arizona, 12/10/11).....	32
Kiera Hardy (USC, 11/26/06).....	32
Kiera Hardy (Northern Arizona, 12/31/05).....	32
Nicole Kubik (Kansas, 3/8/00).....	32
Nicole Kubik (Kentucky, 3/13/99).....	32
Nafeesah Brown (Missouri, 1/23/94).....	32
Karen Jennings (Bucknell, 12/27/91).....	32
Diane DelVigna (Arizona St., 11/29/79).....	32
Amy Stephens (BYU, 12/5/87).....	32
Amy Stephens (Drake, 12/22/86).....	32
50. Jaz Shelley (Wisconsin, 12/7/22).....	31
Rachel Theriot (High Point, 12/20/14).....	31
Jordan Hooper (Indiana, 2/16/14).....	31
Jordan Hooper (Penn State, 12/30/11).....	31
Lindsey Moore (Northern Arizona, 12/10/11).....	31
Jordan Hooper (Missouri, 2/2/11).....	31
Kelsey Griffin (Creighton, 12/9/09).....	31
Kelsey Griffin (Texas A&M-CC, 11/27/05).....	31
Kiera Hardy (Hampton, 11/27/04).....	31
Brooke Schwartz (Drake, 12/2/99).....	31
Karen Jennings (LaSalle, 3/26/92).....	31
Karen Jennings (Oklahoma, 1/29/92).....	31
Karen Jennings (Kansas St., 2/16/91).....	31
Karen Jennings (Iowa St., 1/12/91).....	31
Amy Stephens (Kansas St., 2/14/87).....	31
Maurice Ivy (Colorado, 3/4/86).....	31
Maurice Ivy (Grandview, 12/9/85).....	31
Debra Powell (Kearney St., 12/8/82).....	31
Diane DelVigna (Valdosta St., 1/2/80).....	31
69. Jaz Shelley (Drexel, 11/26/21).....	30
Leigha Brown (Purdue, 2/10/19).....	30
Natalie Romeo (Wisconsin, 1/27/16).....	30
Natalie Romeo (Arkansas Pine Bluff, 11/14/15)...	30
Jordan Hooper (Oral Roberts, 12/29/13).....	30
Jordan Hooper (South Dakota St., 12/21/11).....	30
Kelsey Griffin (Oklahoma, 2/24/10).....	30
Kelsey Griffin (LSU, 12/20/09).....	30
Cory Montgomery (Oklahoma St., 3/7/09).....	30
Karen Jennings (Kansas, 1/15/93).....	30
Karen Jennings (Kansas, 2/19/92).....	30
Karen Jennings (Iowa St., 2/4/92).....	30
Amy Stephens (Oklahoma St., 2/24/88).....	30
Sabrina Brooks (Texas A&M, 11/28/87).....	30
Maurice Ivy (Iowa St., 2/11/87).....	30
Maurice Ivy (Mississippi College, 1/10/86).....	30
Angie Miller (Creighton, 1/6/86).....	30
Angie Miller (Kansas St., 2/16/85).....	30

Kathy Hagerstrom (South Dakota, 2/14/81).....	30
Diane DelVigna (Kansas, 2/21/79).....	30
89. Diane DelVigna (Weber St., 2/16/79).....	30

REBOUNDS

(minimum of 15)

1. Janet Smith (UNO, 12/19/80).....	25
2. Kelly Hubert (Wisconsin, 12/7/90).....	23
3. Angie Miller (UMKC, 12/7/83).....	22
4. Janet Smith (South Dakota, 1/30/81).....	21
Kathy Hagerstrom (Iowa St., 1/16/81).....	21
6. Kate Cain (Penn State, 2/22/18).....	20
Jessica Shepard (Michigan, 1/24/16).....	20
Charlie Rogers (Drake, 12/2/99).....	20
Pyra Aarden (Bowling Green, 12/10/94).....	20
Janet Smith (Northwestern, 12/28/80).....	20
11. Jessica Shepard (Illinois, 1/10/16).....	19
Emily Cady (Iowa, 2/12/15).....	19
Maurice Ivy (BYU, 12/14/85).....	19
Janet Smith (Drake, 2/13/82).....	19
Carol Garey (CS Fullerton, 12/11/78).....	19
16. Alexis Markowski (Michigan, 2/12/23).....	18
Alexis Markowski (Tarleton State, 11/22/22).....	18
Emily Cady (Iowa, 1/26/15).....	18
Jordan Hooper (Wisconsin, 2/19/12).....	18
Pyra Aarden (Kansas St., 1/6/95).....	18
Janet Smith (Texas A&M, 2/27/81).....	18
Janet Smith (NW Missouri, 1/28/81).....	18
Janet Smith (Weber St., 12/4/80).....	18
Mathaline Otis (UNO, 1/23/79).....	18
25. Isabelle Bourne (Northwestern, 2/17/21).....	17
Kate Cain (San Jose St., 12/8/18).....	17
Catheryn Redmon (Kansas, 1/16/11).....	17
Kelsey Griffin (Missouri, 2/27/10).....	17
Keasha Cannon-Johnson (UL-Lafayette, 12/14/03)...	17
Casey Leonhardt (Montana, 12/26/99).....	17
Karen Jennings (Oklahoma, 2/5/93).....	17
Karen Jennings (Oklahoma, 2/21/90).....	17
Janet Smith (South Dakota, 12/5/81).....	17
Janet Smith (NW Missouri, 2/17/81).....	17
Janet Smith (South Dakota, 2/14/81).....	17
Kathy Hagerstrom (Iowa St., 1/31/81).....	17
Janet Smith (C. Missouri St., 1/7/81).....	17
Diane DelVigna (C. Missouri St., 2/15/80).....	17
39. Bella Cravens (Illinois, 12/10/20).....	16
Jessica Shepard (Drake, 12/6/16).....	16
Brandi Jeffery (Minnesota, 12/29/14).....	16
Emily Cady (Purdue, 1/19/14).....	16
Emily Cady (Ohio State, 2/14/13).....	16
Jordan Hooper (Illinois, 1/29/12).....	16
Kelsey Griffin (Vermont, 1/4/10).....	16
Keasha Cannon-Johnson (Kansas St., 2/10/02).....	16
Casey Leonhardt (Kansas St., 2/17/01).....	16
Nafeesah Brown (Arkansas St., 12/12/93).....	16
Nafeesah Brown (Kansas, 2/14/93).....	16
Karen Jennings (Oklahoma, 2/15/92).....	16
Karen Jennings (Kansas St., 1/21/92).....	16
Debra Powell (Oklahoma, 1/12/83).....	16
Shelly Block (Oklahoma St., 2/28/87).....	16
Janet Smith (Missouri, 2/13/81).....	16
Carol Garey (UNO, 1/30/80).....	16
Janet Smith (Iowa St., 1/19/80).....	16
Janet Smith (St. John's, 1/3/80).....	16
Carol Garey (UNO, 2/16/79).....	16
Carol Garey (William Woods, 11/18/78).....	16
60. Alexis Markowski (Penn State, 1/11/23).....	15
Alexis Markowski (Samford, 12/10/22).....	15
Allison Weidner (Maryland, 12/4/22).....	15
Alexis Markowski (Mississippi St., 11/25/22).....	15
Alexis Markowski (Indiana, 2/14/22).....	15
Alexis Markowski (Ohio State, 2/10/22).....	15
Alexis Markowski (Rutgers, 2/1/22).....	15
Bella Cravens (San Diego, 11/27/21).....	15
Kate Cain (Minnesota, 1/4/20).....	15
Jessica Shepard (Northwestern, 12/28/16).....	15
Jessica Shepard (UTRGV, 11/12/16).....	15
Emily Cady (Bakersfield, 12/13/14).....	15
Hailie Sample (Iowa, 3/9/14).....	15
Jordan Hooper (Creighton, 12/14/13).....	15
Jordan Hooper (Iowa, 1/26/12).....	15
Catheryn Redmon (Bakersfield, 12/9/08).....	15
Katie Morse (Wofford, 11/21/03).....	15
Amanda Cleveland (Texas Southern, 12/09/03).....	15
Keasha Cannon-Johnson (Kansas, 2/13/02).....	15
Keasha Cannon-Johnson (TAMUCC, 12/8/01).....	15
Katie Robinette (Creighton, 11/18/01).....	15
Brooke Schwartz (Texas, 1/9/99).....	15
Anna DeForge (New Mexico, 3/15/98).....	15

Anna DeForge (Colorado, 2/22/98).....	15
Pyra Aarden (Northern Iowa, 12/18/94).....	15
Nafeesah Brown (Kansas, 3/8/93).....	15
Nafeesah Brown (Colorado, 2/21/93).....	15
Karen Jennings (Georgia Tech, 3/27/92).....	15
Sue Hesch (Colorado, 1/19/91).....	15
Sue Hesch (James Madison, 11/24/91).....	15
Karen Jennings (Kansas, 2/17/90).....	15
Sarah Muller (Iowa St., 2/22/89).....	15
Maurice Ivy (Washburn, 11/23/85).....	15
Debra Powell (Wayland Baptist, 12/4/81).....	15
Kathy Hagerstrom (South Dakota, 2/19/80).....	15
Janet Smith (Colorado, 1/17/80).....	15
Janet Smith (Missouri, 2/19/79).....	15
Janet Smith (Iowa St., 1/31/79).....	15
Carol Garey (Wayne St., 1/28/79).....	15
Janet Smith (Chattanooga, 11/21/79).....	15
Carol Garey (Kansas St., 12/5/78).....	15
Jan Crouch (Iowa St., 1/20/78).....	15
Carol Garey (Weber St., 12/1/78).....	15
103. Jeanne Bolter (Kansas, 1/28/77).....	15

ASSISTS

(minimum of 10)

1. Kathy Hawkins (Kearney St., 2/17/76).....	19
2. Rachel Theriot (Minnesota, 3/7/14).....	18
3. Kathy Hawkins (UNO, 12/17/76).....	17
4. Rachel Theriot (California, 12/12/15).....	15
Kathy Hawkins (UNO, 1/28/76).....	15
6. Rachel Theriot (Penn State, 2/2/16).....	14
7. Rachel Theriot (Minnesota, 2/11/16).....	13
Stacy Imming (Oklahoma, 2/21/87).....	13
9. Jaz Shelley (Tarleton State, 11/22/22).....	12
Jaz Shelley (Minnesota, 2/20/22).....	12
Hannah Whitish (Purdue, 1/31/19).....	12
Rachel Theriot (Michigan State, 2/14/16).....	12
Rachel Theriot (Purdue, 1/20/16).....	12
Rachel Theriot (Fresno State, 3/22/14).....	12
Rachel Theriot (Michigan State, 2/8/14).....	12
Meggan Yedsena (Oklahoma, 1/26/91).....	12
Amy Stephens (Colorado, 2/20/88).....	12
Meggan Yedsena (Arizona St., 1/4/87).....	12
Crystal Coleman (Pepperdine, 1/11/84).....	12
20. Jaz Shelley (Iowa, 1/28/23).....	11
Jaz Shelley (Penn State, 2/3/22).....	11
Rachel Theriot (Wisconsin, 2/5/14).....	11
Rachel Theriot (Michigan, 1/29/14).....	11
Lindsey Moore (Iowa, 1/8/12).....	11
Lindsey Moore (Mississippi Valley St., 11/15/11).....	11
Lindsey Moore (Florida A&M, 1/2/11).....	11
Lindsey Moore (UCLA, 3/23/10).....	11
Jina Johansen (Texas A&M, 2/16/05).....	11
Nicole Kubik (Colorado, 1/6/99).....	11
Nicole Kubik (St. John's, 11/28/98).....	11
Anna DeForge (Northern Illinois, 12/30/97).....	11
Nicole Kubik (Bradley, 12/3/97).....	11
Lis Brenden (InterAmerican, 12/21/93).....	11
Meggan Yedsena (CS Fullerton, 12/30/91).....	11
Amy Bullock (Missouri, 2/18/89).....	11
Amy Bullock (Boston, 12/28/88).....	11
Stacy Imming (Oklahoma St., 1/31/87).....	11
Amy Stephens (Missouri, 1/18/86).....	11
Ami Beiriger (Creighton, 1/21/81).....	11
40. Jaz Shelley (Michigan, 2/12/23).....	10
Jaz Shelley (Penn State, 1/11/23).....	10
Jaz Shelley (Omaha, 11/7/22).....	10
Jaz Shelley (NC Central, 11/20/21).....	10
Sam Haiby (Ohio State, 1/16/21).....	10
Natalie Romeo (Northwestern, 2/28/16).....	10
Natalie Romeo (Northern Arizona, 12/19/15).....	10
Rachel Theriot (Minnesota, 12/29/14).....	10
Rachel Theriot (Illinois, 2/27/14).....	10
Lindsey Moore (Texas A&M, 3/25/13).....	10
Lindsey Moore (Texas A&M, 3/5/11).....	10
LaToya Howell (Oklahoma St., 2/21/06).....	10
LaToya Howell (Iowa St., 1/14/06).....	10
Shannon Howell (Kansas St., 2/17/01).....	10
Nicole Kubik (Texas A&M, 1/22/00).....	10
Nicole Kubik (Washington, 12/6/99).....	10
Nicole Kubik (Ga. Southern, 11/19/99).....	10
Nicole Kubik (Oklahoma, 1/30/99).....	10
Nicole Kubik (Missouri, 1/3/99).....	10
Nicole Kubik (Kent St., 12/28/98).....	10
Anna DeForge (Buffalo, 12/6/94).....	10
Meggan Yedsena (S. Utah, 1/28/94).....	10
Meggan Yedsena (Kansas St., 2/8/92).....	10
Meggan Yedsena (Oklahoma, 1/29/92).....	10
Amy Bullock (Long Beach St., 12/9/88).....	10
65. Stacy Imming (Colorado, 2/7/87).....	10

NEBRASKA TEAM SEASON RECORDS

WINS

1. 2009-10.....	32
2. 2013-14.....	26
3. 2012-13.....	25
4. 2021-22.....	24
5. 2011-12.....	24
6. 1997-98.....	23
7. 1992-93.....	23
8. 1979-80.....	23
9. 1978-79.....	23
10. 2006-07.....	22
11. 1987-88.....	22
12. 1975-76.....	22
13. Five teams tied.....	21
14. 2017-18, 2014-15, 2007-08, 1998-99, 1991-92.....	20
15. 1976-77.....	20

WINNING PERCENTAGE

1. 2009-10 (32-2).....	.941
2. 2013-14 (26-7).....	.788
3. 1987-88 (22-7).....	.759
4. 1992-93 (23-8).....	.742
5. 2012-13 (25-9).....	.735
6. 2021-22 (24-9).....	.727
7. 2011-12 (24-9).....	.727
8. 1975-76 (22-9).....	.710
9. 1997-98 (23-10).....	.697
10. 2006-07 (22-10).....	.688

CONFERENCE WINS

1. 2009-10.....	16
2. 2013-14.....	12
3. 2012-13.....	12
4. 2021-22.....	11
5. 2017-18.....	11
6. 1997-98.....	11
7. 1987-88.....	11
8. 2014-15.....	10
9. 2011-12.....	10
10. 2006-07.....	10
11. 1999-00.....	10
12. 1992-93.....	10

CONFERENCE WINNING PERCENTAGE

1. 2009-10 (16-0).....	1.000
2. 1987-88 (11-3).....	.786
3. 2013-14 (12-4).....	.750
4. 2012-13 (12-4).....	.750
5. 1992-93 (10-4).....	.714
6. 2017-18 (11-5).....	.688
7. 1997-98 (11-5).....	.688
8. 1991-92 (9-5).....	.643
9. 2011-12 (10-6).....	.625
10. 2006-07 (10-6).....	.625
11. 1999-00 (10-6).....	.625

GAMES

1. 1979-80.....	40
2. 1978-79.....	36
3. 2012-13.....	34
4. 2009-10.....	34
5. 1976-77.....	34
6. 2022-23.....	33
7. 2021-22.....	33
8. 2013-14.....	33
9. 2011-12.....	33
10. 2007-08.....	33
11. 1998-99.....	33
12. 1997-98.....	33

MOST POINTS

1. 1979-80.....	2,801
2. 2009-10.....	2,632
3. 2021-22.....	2,568
4. 1997-98.....	2,558
5. 2013-14.....	2,494
6. 1981-82.....	2,449
7. 1992-93.....	2,405
8. 1991-92.....	2,397
9. 1987-88.....	2,391
10. 1980-81.....	2,371

POINTS PER GAME

1. 1982-83.....	84.3
2. 1987-88.....	82.4

3. 1983-84.....	81.7
4. 1981-82.....	79.0
5. 1984-85.....	78.5
6. 2021-22.....	77.8
7. 1992-93.....	77.6
8. 1997-98.....	77.5
9. 2009-10.....	77.4
10. 1986-87.....	77.0

FIELD GOALS MADE

1. 1979-80.....	1,114
2. 1978-79.....	1,074
3. 1981-82.....	1,021
4. 1982-83.....	973
5. 1980-81.....	967
6. 1991-92.....	947
7. 1997-98.....	942
8. 1983-84.....	937
9. 2021-22.....	931
10. 1987-88.....	916

FIELD GOALS ATTEMPTED

1. 1979-80.....	2,592
2. 1978-79.....	2,357
3. 1975-76.....	2,335
4. 1981-82.....	2,246
5. 1997-98.....	2,130
6. 1980-81.....	2,110
7. 2021-22.....	2,093
8. 1998-99.....	2,090
9. 1977-78.....	2,050
10. 2011-12.....	2,048

FIELD GOAL PERCENTAGE

1. 1991-92 (947-1,881).....	.503
2. 1987-88 (916-1,831).....	.500
3. 1986-87 (869-1,751).....	.496
4. 1982-83 (973-1,980).....	.491
5. 1995-96 (797-1,644).....	.485
6. 1990-91 (839-1,762).....	.476
7. 1989-90 (771-1,647).....	.468
8. 2009-10 (906-1,967).....	.461
9. 1996-97 (760-1,668).....	.459
10. 1980-81 (967-2,110).....	.458

FIELD GOAL PERCENTAGE DEFENSE

1. 2017-18 (716-1,930).....	.371
2. 2014-15 (747-1,984).....	.377
3. 2011-12 (763-1,987).....	.384
4. 2021-22 (771-2,005).....	.385
5. 1990-91 (713-1,848).....	.386
6. 2020-21 (664-1,711).....	.388
7. 2012-13 (777-1,999).....	.389
8. 2006-07 (733-1,884).....	.389

9. 2009-10 (767-1,968).....	.390
10. 2000-01 (728-1,862).....	.391

FREE THROWS MADE

1. 2009-10.....	595
2. 1997-98.....	568
3. 2011-12.....	532
4. 1979-80.....	513
5. 2013-14.....	507
6. 1992-93.....	507
7. 1998-99.....	496
8. 1986-87.....	495
9. 1993-94.....	489
10. 1983-84.....	484

FREE THROWS ATTEMPTED

1. 2009-10.....	839
2. 1997-98.....	820
3. 1979-80.....	787
4. 1992-93.....	745
5. 1998-99.....	739
6. 2011-12.....	734
7. 1993-94.....	719
8. 1980-81.....	705
9. 1986-87.....	699
10. 2007-08.....	684

FREE THROW PERCENTAGE

1. 2013-14 (507-635).....	.798
2. 2012-13 (417-552).....	.755
3. 2004-05 (432-577).....	.749
4. 1988-89 (404-542).....	.745
5. 2014-15 (369-497).....	.742
6. 2003-04 (382-516).....	.740
7. 2019-20 (388-532).....	.729
8. 2020-21 (305-420).....	.726
9. 2011-12 (532-734).....	.725
10. 1984-85 (469-648).....	.724

3-POINT FIELD GOALS MADE

1. 2021-22.....	279
2. 2022-23.....	271
3. 2017-18.....	250
4. 2013-14.....	231
5. 2011-12.....	230
6. 2018-19.....	227
7. 2009-10.....	225
8. 2010-11.....	218
9. 2012-13.....	214
10. 2016-17.....	197

3-POINT FIELD GOALS ATTEMPTED

1. 2022-23.....	830
2. 2021-22.....	781
3. 2011-12.....	759
4. 2017-18.....	714
5. 2012-13.....	684
6. 2009-10.....	661
7. 2010-11.....	658
8. 2013-14.....	645
9. 2018-19.....	627
10. 2016-17.....	613

3-POINT FIELD GOAL PERCENTAGE

1. 1987-88 (99-240).....	.413
2. 1988-89 (106-268).....	.396
3. 2015-16 (178-463).....	.384
4. 2018-19 (227-627).....	.362
5. 2013-14 (231-645).....	.358
6. 2021-22 (279-781).....	.357
7. 1995-96 (105-298).....	.352
8. 1993-94 (120-341).....	.352
9. 2020-21 (185-527).....	.351
10. 2017-18 (250-714).....	.350

3-POINT FIELD GOAL PCT. DEFENSE

1. 1995-96 (103-373).....	.276
2. 2021-22 (165-593).....	.278
3. 1992-93 (74-261).....	.284
4. 2009-10 (145-503).....	.288
5. 2017-18 (250-714).....	.299
6. 1997-98 (150-495).....	.303
7. 2012-13 (175-573).....	.305
8. 2001-02 (169-463).....	.306
9. 1990-91 (98-320).....	.306
10. 2019-20 (192-611).....	.314



Debra Powell averaged 15.4 points and 7.6 rebounds as a freshman in in 1981-82.

NEBRASKA TEAM SEASON RECORDS

TOTAL REBOUNDS

1. 1979-80.....	1,835	6. 2021-22.....	1,380
2. 1978-79.....	1,674	7. 2012-13.....	1,369
3. 1997-98.....	1,432	8. 1977-78.....	1,349
4. 1980-81.....	1,427	9. 2022-23.....	1,337
5. 2011-12.....	1,396	10. 2013-14.....	1,328

REBOUNDS PER GAME

1. 1978-79.....	46.5
1977-78.....	46.5
3. 1980-81.....	46.0
4. 1979-80.....	45.9
5. 1990-91.....	44.6
6. 1997-98.....	43.4
7. 1981-82.....	42.4
8. 2011-12.....	42.3
1994-95.....	42.3
10. 2021-22.....	41.8

NEBRASKA'S ALL-TIME 100-POINT GAMES (30)

Date	Site	Opponent	Score	Record
Nov. 7, 2022	H	Omaha	W, 100-36	29-1
Nov. 20, 2021	H	North Carolina Central	W, 113-58	28-1
Nov. 11, 2021	H	Prairie View A&M	W, 102-47	27-1
Nov. 9, 2021	H	Maine	W, 108-50	26-1
Nov. 15, 2014	H	Pepperdine	W, 100-65	25-1
Nov. 22, 2009	H	Washington State	W, 107-54	24-1
Jan. 12, 2005	H	Baylor	W, 103-99 (3 OT)	23-1
Nov. 21, 2003	H	Wofford	W, 104-46	22-1
Nov. 19, 1999	H	Georgia Southern	W, 113-77	21-1
Dec. 8, 1998	H	Troy State	W, 108-54	20-1
Feb. 14, 1998	A	Oklahoma	W, 101-72	19-1
Dec. 10, 1995	H	Nicholls State	W, 107-38	18-1
Dec. 21, 1993	N	InterAmerican	W, 122-46	17-1
Dec. 4, 1993	A	Idaho	W, 107-74	16-1
Dec. 11, 1992	H	Howard	W, 123-62	15-1
Jan. 3, 1990	H	Creighton	W, 103-77	14-1
Dec. 5, 1989	H	Oral Roberts	W, 110-61	13-1
Dec. 5, 1987	N	Brigham Young	W, 109-93	12-1
Nov. 27, 1987	H	Oral Roberts	W, 100-87	11-1
Dec. 14, 1985	N	Brigham Young	W, 104-63	10-1
March 2, 1985	H	Oklahoma	W, 102-99	9-1
Nov. 23, 1984	H	Arizona	W, 103-68	8-1
Jan. 11, 1984	A	Pepperdine	W, 102-89	7-1
Feb. 19, 1983	A	Oklahoma State	W, 101-89	6-1
Jan. 18, 1983	H	Kansas State	L, 103-104 (OT)	5-1
Jan. 15, 1983	H	Iowa State	W, 108-80	5-0
Feb. 17, 1982	H	Northwest Missouri State	W, 102-83	4-0
Nov. 20, 1981	H	Pacific Christian	W, 110-73	3-0
Nov. 28, 1980	H	Michigan	W, 118-92	2-0
Jan. 22, 1975	H	Nebraska Wesleyan	W, 112-25	1-0

NEBRASKA'S ALL-TIME OVERTIME GAMES (51)

Date	Site	Opponent	Score	Record
Jan. 1, 2023	A	Indiana	L, 62-74	25-26
Dec. 21, 2022	H	Kansas	W, 85-79 (3 OT)	25-25
Nov. 26, 2022	N	Mississippi State	W, 73-65	24-25
Feb. 2, 2020	H	Ohio State	L, 74-80	23-25
Dec. 31, 2019	A	Michigan State	L, 70-78	23-24
Nov. 10, 2019	A	Missouri	W, 90-85	23-23
Nov. 16, 2018	A	Washington State	L, 84-87 (2 OT)	22-23
Jan. 13, 2018	H	Michigan	L, 64-69	22-22
Dec. 9, 2017	A	Drake	W, 89-84 (2 OT)	22-21
Feb. 26, 2017	H	Michigan State	W, 76-74	21-21
Feb. 4, 2017	H	Minnesota	L, 69-79	20-21
Dec. 12, 2016	A	California	L, 80-87	20-20
Jan. 26, 2015	A	Iowa	L, 72-78	20-19
Feb. 5, 2014	A	Wisconsin	W, 71-70	20-18
Jan. 16, 2014	H	Minnesota	W, 88-85	19-18
Jan. 5, 2013	H	Purdue	L, 66-69	18-18
March 4, 2012	N	Purdue	L, 70-74 (2 OT)	18-17
Feb. 2, 2012	A	Purdue	W, 93-89 (3 OT)	18-16
Dec. 10, 2011	A	Northern Arizona	W, 97-88 (2 OT)	17-16
Jan. 16, 2011	H	Kansas	W, 75-61	16-16
March 7, 2007	N	Iowa State	L, 76-79	15-16
Feb. 18, 2006	H	Kansas State	W, 64-62	15-15
Feb. 26, 2005	H	Missouri	L, 65-70	14-15
Jan. 12, 2005	H	Baylor	W, 103-99 (3 OT)	14-14
Feb. 22, 2000	H	Oklahoma State	W, 75-71	13-14
Nov. 21, 1999	H	Wisconsin	L, 85-92	12-14
Feb. 17, 1997	A	Texas	L, 70-71	12-13
Feb. 14, 1996	H	Colorado	W, 83-75 (2 OT)	12-12
Jan. 28, 1996	A	Iowa State	L, 77-79	11-12
Jan. 19, 1996	A	Missouri	W, 73-68	11-11
Nov. 26, 1994	H	Indiana	L, 80-83	10-11
Feb. 12, 1992	H	Missouri	W, 69-65	10-10
Jan. 3, 1991	A	Creighton	L, 80-81	9-10
Dec. 7, 1990	H	Wisconsin	L, 74-80	9-9
Feb. 17, 1990	H	Kansas	L, 69-70	9-8
Feb. 20, 1988	H	Colorado	W, 85-73	9-7
Dec. 19, 1987	A	Drake	W, 76-73	8-7
Jan. 11, 1987	H	Kansas	W, 81-78	7-7
Jan. 2, 1986	H	Eastern Kentucky	W, 80-75	6-7
Dec. 30, 1985	A	Texas A&M	L, 81-83	5-7
Dec. 7, 1983	H	Missouri-Kansas City	L, 79-81	5-6
Jan. 18, 1983	H	Kansas State	L, 103-104	5-5
Feb. 25, 1982	A	Notre Dame	W, 98-88 (2 OT)	5-4
Jan. 4, 1982	A	Cal State Fullerton	L, 87-91	4-4
March 6, 1981	H	Arizona State	L, 83-88	4-3
Feb. 14, 1981	A	South Dakota	L, 85-87	4-2
Dec. 30, 1977	H	Minnesota	W, 68-67	4-1
Nov. 26, 1977	N	Houston	L, 82-87	3-1
March 6, 1976	N	Northwest Missouri State	W, 61-60	3-0
Feb. 23, 1976	N	Wayne State	W, 58-55	2-0
Feb. 21, 1976	N	Wayne State	W, 71-66	1-0

REBOUND MARGIN

1. 1997-98.....	+8.6
2. 2021-22.....	+6.3
3. 1994-95.....	+5.9
4. 1990-91.....	+5.6
5. 2013-14.....	+5.5
6. 1993-94.....	+5.0
7. 2003-04.....	+4.7
8. 2009-10.....	+4.6
9. 2022-23.....	+4.5
10. 1995-96.....	+4.1

ASSISTS

1. 1979-80.....	783
2. 1980-81.....	601
3. 2021-22.....	574
4. 1990-91.....	564
5. 2013-14.....	561
6. 2015-16.....	560
7. 1991-92.....	555
8. 1997-98.....	538
9. 2022-23.....	523
10. 1987-88.....	512
1985-86.....	512

STEALS

1. 1979-80.....	433
2. 1996-97.....	420
3. 1997-98.....	408
4. 1992-93.....	406
5. 1980-81.....	403
6. 1998-99.....	391
7. 1999-00.....	354
8. 1990-91.....	345
9. 1993-94.....	343
10. 1991-92.....	341

BLOCKED SHOTS

1. 2019-20.....	188
2. 2017-18.....	163
3. 2018-19.....	156
4. 1979-80.....	147
5. 2020-21.....	139
6. 2007-08.....	138
7. 2021-22.....	126
2009-10.....	126
9. 1998-99.....	121
10. 2010-11.....	118

FEWEST TURNOVERS

1. 2020-21.....	362
2. 1991-92.....	369
3. 2013-14.....	425
4. 2019-20.....	427
5. 2005-06.....	435

MOST TURNOVERS

1. 1980-81.....	758
2. 1989-90.....	720
3. 1997-98.....	686
4. 1990-91.....	679
5. 1981-82.....	676

FEWEST PERSONAL FOULS

1. 2020-21.....	410
2. 2014-15.....	422
3. 2013-14.....	431
4. 2012-13.....	434
5. 2010-11.....	439

MOST PERSONAL FOULS

1. 1998-99.....	738
2. 1997-98.....	714
3. 1999-00.....	680
4. 1980-81.....	665
5. 1981-82.....	654

NEBRASKA TEAM GAME RECORDS

HUSKER 100-POINT GAMES

1.	vs. Howard, 12/11/92	123
2.	vs. InterAmerican, 12/21/93	122
3.	vs. Michigan, 11/28/80	118
4.	vs. North Carolina Central, 11/20/21	113
5.	vs. Georgia Southern, 11/19/99	113
6.	vs. Nebraska Wesleyan, 1/22/75	112
7.	vs. Oral Roberts, 12/5/89	110
8.	vs. Pacific Christian, 11/20/81	110
9.	vs. Brigham Young, 12/5/87	109
10.	vs. Maine, 11/9/21	108
11.	vs. Troy State, 12/8/98	108
12.	vs. Iowa State, 1/15/83	108
13.	vs. Washington State, 11/22/09	107
14.	vs. Nicholls State, 12/10/95	107
15.	at Idaho, 12/4/93	107
16.	vs. Wofford, 11/21/03	104
17.	vs. Brigham Young, 12/14/85	104
18.	vs. Baylor, 1/12/05	103
19.	vs. Creighton, 1/3/90	103
20.	vs. Arizona, 11/23/84	103
21.	vs. Kansas State (OT), 1/18/83	103
22.	vs. Prairie View A&M, 11/11/21	102
23.	vs. Oklahoma, 3/2/85	102
24.	at Pepperdine, 1/11/84	102
25.	vs. NW Missouri State, 2/17/82	102
26.	at Oklahoma, 2/14/98	101
27.	at Oklahoma State, 2/19/83	101
28.	vs. Omaha, 11/7/22	100
29.	vs. Pepperdine, 11/15/14	100
30.	vs. Oral Roberts, 11/27/87	100

POINTS, BOTH TEAMS

1.	vs. Michigan, 11/28/80 (118-92)	210
2.	vs. Kansas State, 1/18/83 (103-104 OT)	207
3.	vs. Baylor, 1/12/05 (103-99 3OT)	202
4.	vs. BYU, 12/5/87 (109-93)	202
5.	vs. Oklahoma, 3/2/85 (102-99)	201
6.	at Oklahoma, 2/18/83 (85-107)	192
7.	at Kansas, 2/27/85 (86-105)	191
8.	at Pepperdine, 1/11/84 (102-89)	191
9.	vs. Georgia Southern, 11/19/99 (113-77)	190
10.	vs. Kentucky, 3/13/99 (92-98)	190
11.	at Oklahoma State, 2/19/83 (101-89)	190

POINTS, FIRST HALF

1.	vs. Oral Roberts, 12/29/13	62
2.	vs. North Carolina Central, 11/20/21	59
3.	vs. Washington State, 11/22/09	59
4.	vs. InterAmerican, 12/21/93	59
5.	vs. Oakland, 11/17/00	58
6.	vs. Brigham Young, 12/5/87	58
7.	vs. Creighton, 1/3/90	57
8.	vs. Illinois, 2/22/20	56
9.	at Iowa, 1/28/18	56
10.	vs. Pepperdine, 11/15/14	56
11.	vs. Arkansas Pine Bluff, 11/12/11	56
12.	vs. Troy State, 12/8/98	56
13.	vs. Washington, 12/3/82	56

POINTS, FIRST QUARTER

1.	vs. Denver, 12/15/18	31
2.	at Northwestern, 2/6/23	30
3.	at Iowa, 1/16/22	30
4.	vs. Drake, 11/7/18	29
5.	at Penn State, 1/13/16	29
6.	vs. Southern, 11/23/15	29

POINTS, SECOND QUARTER

1.	at Iowa, 1/28/18	34
2.	vs. North Carolina Central, 11/20/21	33
3.	vs. Michigan State, 2/14/16	29
4.	at Penn State, 2/4/21	28
5.	vs. Illinois, 2/22/20	28
6.	vs. Duke, 12/4/19	28
7.	vs. North Florida, 11/16/15	28

POINTS, SECOND HALF

1.	vs. Howard, 12/11/92	68
2.	vs. Iowa State, 1/15/83	67
3.	vs. Oral Roberts, 12/5/89	66
4.	vs. InterAmerican, 12/21/93	63
5.	vs. San Jose State, 12/8/18	62
6.	vs. Oklahoma State, 2/10/82	62
7.	at Idaho, 12/4/93	61

8.	vs. Oklahoma, 3/2/85	59
9.	at Pepperdine, 1/11/83	59
10.	vs. Georgia Southern, 11/19/99	58

POINTS, THIRD QUARTER

1.	at Minnesota, 2/15/23	33
2.	vs. Omaha, 11/7/22	33
3.	vs. Prairie View A&M, 11/11/21	33
4.	vs. Northwestern, 2/26/23	30
5.	vs. Minnesota, 2/20/22	30
6.	vs. Alabama A&M, 11/14/21	30
7.	vs. Maine, 11/9/21	30
8.	vs. Penn State, 2/21/21	30

POINTS, FOURTH QUARTER

1.	vs. San Jose State, 12/8/18	34
2.	vs. Florida Atlantic, 12/19/17	34
3.	vs. Michigan, 12/28/18	33
4.	vs. North Carolina Central, 11/21/15	32
5.	at Northwestern, 2/17/21	31

*quarter system since 2015-16

LARGEST MARGIN OF VICTORY

1.	vs. Nebraska Wesleyan, 1/22/75 (112-25)	87
2.	vs. InterAmerican, 12/21/93 (122-46)	76
3.	vs. South Dakota, 3/14/75 (98-26)	72
4.	vs. Nicholls State, 12/10/95 (107-38)	69
5.	vs. Omaha, 11/7/22	64
6.	vs. Doane, 3/18/75 (89-27)	62
7.	vs. Howard, 12/11/92 (123-62)	61
8.	vs. Maine, 11/9/21 (108-50)	58
9.	vs. Wofford, 11/21/03 (104-46)	58
10.	at Wayne State, 12/16/78 (93-35)	58

FEWEST POINTS

1.	at Kansas State, 2/17/75	31
2.	vs. Missouri, 11/14/16	35
3.	vs. Texas Tech, 2/26/03	35
4.	at Kansas State, 1/22/11	37
5.	at Iowa State, 2/18/09	38
6.	vs. Auburn, 12/29/88	39
7.	vs. Midland Lutheran, 2/7/75	39
8.	at Kansas State, 1/27/09	40
9.	at Creighton, 12/1/02	40
10.	vs. UConn, 12/21/16	41
11.	at Missouri, 1/15/02	41
12.	at Iowa, 1/9/85	41
13.	vs. Nebraska-Omaha, 12/4/74	41

FEWEST POINTS, FIRST HALF

1.	William Penn, 3/5/76	11
2.	at Northwestern, 2/18/15	12
3.	at Iowa, 12/16/90	12
4.	vs. Michigan, 2/9/12	12
5.	vs. Maryland, 1/22/23	14

FEWEST POINTS, FIRST QUARTER

1.	at Rutgers, 1/7/23	5
2.	vs. Michigan, 12/28/22	5
3.	vs. Maryland, 1/22/23	6
4.	vs. Indiana, 2/9/20	6
5.	vs. Samford, 12/10/22	7
6.	vs. UConn, 12/21/16	7

FEWEST POINTS, SECOND QUARTER

1.	vs. SIUE, 11/17/19	4
2.	at Minnesota, 2/11/16	5
3.	vs. Michigan, 3/4/22	6
4.	at Purdue, 1/26/17	6
5.	at Northwestern, 2/6/23	7
6.	vs. Drake, 11/7/18	7
7.	vs. Coastal Carolina, 11/24/17	7
8.	vs. Missouri, 11/14/16	7
9.	at Rutgers, 1/30/16	7

FEWEST POINTS, SECOND HALF

1.	vs. Auburn, 12/29/88	12
2.	vs. Texas Tech, 2/26/03	13
3.	at Iowa State, 2/18/09	16
4.	vs. Northwest Missouri State, 3/6/76	16
5.	at Iowa State, 1/11/11	17
6.	at Kansas State, 1/27/09	17

FEWEST POINTS, THIRD QUARTER

1.	vs. Michigan, 1/13/18	4
2.	vs. UConn, 11/28/15	6
3.	at Michigan State, 1/10/21	8

4.	at Michigan, 1/7/21	8
5.	vs. UConn, 12/21/16	8
6.	vs. Virginia, 11/26/16	8

FEWEST POINTS, FOURTH QUARTER

1.	vs. Missouri, 11/14/16	5
2.	vs. Michigan, 1/22/17	6
3.	at Creighton, 11/15/22	7
4.	vs. Ohio State, 2/2/20	9
5.	vs. Illinois, 3/1/17	9
6.	vs. Maryland, 1/4/17	9

FEWEST POINTS ALLOWED

1.	vs. Nebraska Wesleyan, 1/22/75	25
2.	vs. South Dakota, 3/14/75	26
3.	vs. Texas-Pan American, 12/4/11	27
4.	vs. Doane, 3/18/75	27
5.	vs. Creighton, 1/31/75	27
6.	vs. Fort Hays State, 12/13/75	30
7.	at Creighton, 12/5/75	31
8.	vs. Occidental, 1/10/77	32
9.	vs. Alabama A&M, 11/14/21	33
10.	vs. SE Louisiana, 12/1/04	35
11.	at Wayne State, 12/16/78	35
12.	vs. Wyoming, 11/18/76	35

FEWEST POINTS ALLOWED, FIRST HALF

1.	vs. Illinois, 2/1/18	10
2.	vs. Arkansas Pine Bluff, 12/2/17	12
3.	vs. Southern, 11/23/15	12
4.	vs. Missouri, 1/22/97	12
5.	vs. Oklahoma, 12/15/79	12
6.	vs. Nebraska Wesleyan, 1/22/75	12
7.	vs. Alabama A&M, 11/6/19	14
8.	vs. Texas-Pan American, 12/4/11	14
9.	vs. South Dakota, 12/3/09	14
10.	vs. Memphis, 12/30/04	14
11.	vs. SE Louisiana, 12/1/04	14

FEWEST POINTS ALLOWED, FIRST QUARTER

1.	vs. Alabama A&M, 11/14/21	4
2.	vs. Arkansas Pine Bluff, 12/2/17	4
3.	at Purdue, 1/31/19	6
4.	vs. Northwestern, 2/26/23	7
5.	vs. Houston Christian, 11/11/22	7
6.	vs. Sacred Heart, 11/30/19	7
7.	vs. Southern, 11/20/19	7
8.	at Rutgers, 1/21/18	7

FEWEST POINTS ALLOWED, SECOND QUARTER

1.	vs. Illinois, 2/1/18	1
2.	vs. Southern, 11/23/15	2
3.	vs. UT Martin, 3/19/21	5
4.	vs. Alabama A&M, 11/6/19	5
5.	vs. North Florida, 11/16/15	5

FEWEST POINTS ALLOWED, SECOND HALF

1.	vs. Nicholls State, 12/10/95	10
2.	vs. Creighton, 12/14/13	11
3.	vs. Vermont, 11/13/10	12
4.	at Kansas, 12/6/17	13
5.	vs. Texas-Pan American, 12/4/11	13
6.	vs. Bucknell, 11/29/96	13
7.	vs. InterAmerican, 12/21/93	13
8.	vs. Nebraska Wesleyan, 1/22/75	13
9.	vs. Alabama A&M, 11/14/21	14
10.	vs. Michigan, 1/13/18	14
11.	vs. Wyoming, 11/18/76	14

FEWEST POINTS ALLOWED, THIRD QUARTER

1.	vs. Southern, 11/20/19	5
2.	vs. Northwestern, 12/31/20	7
3.	vs. Arkansas Pine Bluff, 11/14/15	7
4.	vs. Wyoming, 12/22/21	8
5.	vs. Missouri State, 3/15/23	9
6.	at Northwestern, 2/6/23	9
7.	vs. Maine, 11/9/21	9
8.	at Kansas, 12/6/17	9
9.	vs. Clemson, 11/30/17	9
10.	vs. Rutgers, 1/10/17	9
11.	vs. Evansville, 12/8/15	9

FEWEST POINTS ALLOWED, FOURTH QUARTER

1.	vs. USC, 11/29/19	2
2.	vs. Alabama A&M, 11/14/21	4
3.	vs. Radford, 11/25/18	4

NEBRASKA TEAM GAME RECORDS

at Kansas, 12/6/17	4
5. vs. Wyoming, 12/18/22	5

FIELD GOALS MADE

1. vs. Howard, 12/11/92	52
2. vs. Pacific Christian, 11/20/81	50
3. vs. Oral Roberts, 12/5/89	49
4. vs. Georgia Southern, 11/19/99	47
at Pepperdine, 1/11/83	47
6. vs. InterAmerican, 12/21/93	46
7. vs. Creighton, 1/3/90	44
vs. Kansas State, 1/18/83	44
9. vs. Troy State, 12/8/98	43
vs. Georgia State, 12/7/89	43
vs. Kearney State, 12/8/82	43
vs. Washington, 12/3/82	43
vs. NW Missouri State, 2/17/82	43

FIELD GOALS ATTEMPTED

1. vs. Occidental, 1/10/77	107
2. vs. Oral Roberts, 12/5/89	102
3. vs. Wyoming, 11/18/76	97
4. vs. Wyoming, 11/21/81	96
5. at Oklahoma State, 2/14/76	95
6. vs. Wichita State, 11/28/76	91
7. at Drake, 12/9/17	90
8. vs. UMKC, 12/7/83	88
9. vs. Iowa State, 2/28/93	87
vs. Kansas State, 1/18/83	87

HIGHEST FIELD GOAL PERCENTAGE

1. vs. Oklahoma State, 3/5/83	737 (42-57)
2. vs. Brigham Young, 12/5/87	714 (40-56)
3. vs. Iowa State, 1/16/82	667 (36-54)
4. at Michigan, 12/8/94	661 (41-62)
5. vs. Miami, 11/17/10	636 (35-55)
6. vs. Howard, 12/11/92	634 (52-82)
7. vs. Washington, 12/3/82	623 (43-69)
8. vs. Bradley, 12/3/97	618 (34-55)
9. vs. Illinois, 3/5/15	617 (29-47)
10. vs. New Orleans, 12/22/02	615 (24-39)

3-POINT FIELD GOALS MADE

1. vs. Vermont, 11/13/10	17
2. vs. Penn State, 2/24/14	16
3. vs. Illinois, 3/3/22	15
4. at Iowa, 1/16/22	14
5. vs. Omaha, 11/7/22	14
vs. North Carolina Central, 11/20/21	14
vs. Mississippi Valley State, 11/15/11	14
8. vs. Penn State, 1/11/23	13
vs. Wisconsin, 12/7/22	13
vs. Penn State, 2/21/21	13
vs. Illinois, 2/22/20	13
vs. Illinois, 3/1/17	13
at Purdue, 2/2/12	13

3-POINT FIELD GOALS ATTEMPTED

1. vs. Michigan, 2/9/12	37
2. vs. Omaha, 11/7/22	34
vs. Iowa, 1/9/22	34
at Purdue, 2/2/12	34
at Baylor, 1/17/10	34
6. vs. Iowa, 2/18/23	33
at Illinois, 2/12/22	33
at Michigan State, 12/30/21	33
vs. Buffalo, 11/23/17	33
vs. Vermont, 11/13/10	33

3-POINT FIELD GOAL PERCENTAGE (minimum four made)

1. at Kansas, 2/4/89	875 (7-8)
2. vs. Texas Tech, 1/17/01	800 (4-5)
vs. Missouri, 2/4/98	800 (4-5)
vs. Oklahoma, 2/9/88	800 (4-5)
5. vs. UMKC, 11/30/87	778 (7-9)
6. vs. North Texas, 12/20/98	750 (6-8)
at Illinois State, 11/22/96	750 (6-8)
8. vs. Penn State, 2/24/14	727 (16-22)
9. vs. Iowa, 12/30/88	700 (7-10)
10. vs. Iowa State, 2/27/94	667 (10-15)
vs. Missouri, 2/25/04	667 (6-9)
vs. Cincinnati, 12/15/02	667 (6-9)

FREE THROWS MADE

1. vs. Baylor, 1/12/05	46
2. vs. Missouri, 2/18/96	37

3. at Kansas, 2/13/02	35
vs. Texas A&M, 11/28/87	35
5. vs. Iowa State, 1/15/83	34
6. at Missouri, 2/17/98	32
vs. Iowa State, 2/24/90	32
vs. Brigham Young, 12/14/85	32
9. Five times, most recently	31
vs. Illinois, 2/27/14	31

FREE THROWS ATTEMPTED

1. vs. Baylor, 1/12/05	56
2. vs. Missouri, 2/18/96	48
vs. Brigham Young, 12/14/85	48
4. at Kansas, 2/13/02	45
vs. Texas A&M, 11/28/87	45
vs. Oklahoma, 1/12/83	45
vs. Michigan, 11/28/80	45
8. vs. Southern, 11/24/13	44
vs. Arkansas State, 12/12/93	44
10. at Missouri, 2/17/98	43
vs. Oklahoma State, 2/28/87	43

FREE THROW PERCENTAGE

1. at Denver, 11/22/08	1.000 (18-18)
2. at Texas A&M, 2/8/09	1.000 (16-16)
vs. Iowa State, 1/31/07	1.000 (16-16)
4. vs. Oklahoma State, 1/14/89	1.000 (15-15)
5. at North Carolina, 12/4/13	1.000 (12-12)
6. at Missouri, 3/2/06	1.000 (11-11)
7. Michigan, 2/1/15	1.000 (9-9)
Maryland, 1/3/15	1.000 (9-9)
9. at Cincinnati, 12/11/01	1.000 (8-8)
10. vs. Iowa State, 1/25/03	1.000 (7-7)
vs. San Diego, 3/17/93	1.000 (7-7)
12. at Oklahoma, 2/5/00	.947 (18-19)

LARGEST REBOUND MARGIN

1. vs. Wofford, 11/21/03	+34 (60-26)
vs. InterAmerican, 12/21/93	+34 (50-16)
3. vs. Denver, 12/30/07	+33 (58-25)
4. vs. North Florida, 11/16/15	+32 (57-25)
vs. SE Louisiana, 12/1/04	+32 (55-23)
6. vs. Iowa, 3/9/14	+31 (58-27)
7. vs. Vermont, 12/18/11	+30 (57-27)
vs. Memphis, 12/30/04	+30 (55-25)
9. vs. Penn State, 2/22/18	+29 (60-31)
10. vs. San Jose State, 12/8/18	+28 (56-28)
vs. New Mexico, 3/13/98	+28 (55-27)
vs. Sam Houston State, 11/23/90	+28 (64-36)
vs. Northern Colorado, 11/19/76	+28 (47-29)

MOST TOTAL REBOUNDS

1. vs. Nebraska-Omaha, 12/19/80	73
2. vs. Wayne State, 1/28/78	68
3. vs. USC, 11/18/11	66
4. vs. Kansas, 12/5/18	64
vs. Sam Houston State, 11/23/90	64
6. vs. Prairie View A&M, 11/11/21	62
vs. Oral Roberts, 12/31/90	62
vs. Oral Roberts, 12/5/89	62
vs. Wichita State, 12/13/78	62
10. vs. Penn State, 2/22/18	60
vs. Wofford, 11/21/03	60
at Robert Morris, 11/29/90	60
vs. Creighton, 1/21/81	60
vs. Oklahoma, 12/15/79	60

FEWEST TOTAL REBOUNDS

1. at Ohio State, 12/11/04	21
2. vs. Michigan, 1/13/18	22
at Kansas, 2/26/11	22
vs. Colorado, 1/22/95	22
vs. Colorado, 1/11/89	22
vs. Florida State, 12/31/82	22

MOST OFFENSIVE REBOUNDS

1. vs. Stetson, 11/28/97	31
2. vs. Kansas State, 1/6/95	30
3. vs. Southern Illinois, 11/16/01	29
vs. New Mexico, 3/13/98	29
vs. Bowling Green, 12/10/94	29

MOST DEFENSIVE REBOUNDS

1. vs. Sam Houston State, 11/23/90	49
2. vs. Prairie View A&M, 11/11/21	48

3. vs. Ohio State, 1/16/21	45
4. vs. Oral Roberts, 12/4/20	44
vs. Vermont, 12/18/11	44

MOST ASSISTS

1. vs. Howard, 12/11/92	43
2. vs. Georgia State, 12/7/89	36
3. vs. Georgia Southern, 11/19/99	34
4. vs. InterAmerican, 12/21/93	32
vs. Oklahoma, 1/26/91	32
6. vs. Creighton, 1/3/90	31
vs. Oral Roberts, 12/5/89	31
vs. Oklahoma, 1/18/79	31
9. vs. Evansville, 12/8/15	30
10. Five Tied, most recently	29
vs. Southeastern Louisiana, 11/25/00	

FEWEST ASSISTS

1. Many Times, most recently	0
vs. Missouri, 2/18/77	
2. vs. Winnipeg, 11/12/76	1
3. vs. Oklahoma State, 1/12/79	2
vs. Colorado, 11/25/78	2
vs. Missouri, 1/27/77	2

MOST STEALS

1. at Creighton, 12/3/96	29
2. vs. Nebraska-Omaha, 12/20/85	28
3. vs. Howard, 12/11/92	26
4. vs. South Alabama, 11/13/98	25
vs. InterAmerican, 12/21/93	25
6. vs. St. Louis, 11/30/96	24
vs. Iowa State, 2/28/93	24
8. vs. Central Michigan, 12/14/96	23
vs. Nicholls State, 12/10/95	23
vs. Oral Roberts, 12/31/90	23

FEWEST STEALS

1. Several Times, most recently	1
vs. Drexel, 11/26/21	

MOST BLOCKED SHOTS

1. vs. Florida Atlantic, 12/19/17	13
2. vs. Michigan, 3/5/20	12
vs. Penn State, 2/13/20	12
vs. Ohio State, 2/2/20	12
vs. Alabama A&M, 11/6/19	12
vs. Michigan, 3/2/18	12
7. vs. Ohio State, 1/16/21	11
vs. Indiana, 2/9/20	11
vs. Minnesota, 1/20/19	11
10. Nine Times, most recent	10
vs. Wisconsin, 1/28/21	10

FEWEST BLOCKED SHOTS

1. Many Times, most recently	0
at Michigan, 2/12/23	

MOST TEAM FOULS

1. at Baylor, 1/21/98	36
at Kansas, 3/5/85	36
3. at Iowa State, 1/29/83	33
4. vs. Tulane, 11/25/01	32
vs. Iowa State, 2/24/90	32
at Missouri, 1/29/89	32
at Maine, 1/6/88	32
at Arizona, 1/7/82	32
9. at Colorado, 2/29/92	31
at Oklahoma State, 2/19/83	31
vs. Southwest Missouri State, 2/10/76	31

FEWEST TEAM FOULS

1. vs. Bakersfield, 12/13/14	4
2. vs. Ohio State, 2/14/13	5
3. vs. Drexel, 11/26/21	6
vs. Manhattan, 12/22/19	6
vs. Creighton, 12/6/15	6
vs. Chattanooga, 3/23/13	6
at Michigan, 2/21/13	6
8. vs. Maryland, 1/22/23	7
vs. Minnesota, 3/7/14	7
vs. Indiana, 2/16/14	7
vs. Creighton, 12/14/13	7
at Iowa State, 1/14/88	7

COMBINED TEAM GAME RECORDS

MOST POINTS, BOTH TEAMS

1. NU (118) vs. Michigan (92), 11/28/80 210
2. NU (103) vs. Kansas St. (104), 1/18/83 207
3. NU (103) vs. Baylor (99), 1/12/05 202
- NU (109) vs. BYU (93), 12/5/87 202
5. NU (102) vs. Oklahoma (99), 3/2/85 201

FEWEST POINTS, BOTH TEAMS

1. NU (57) vs. Creighton (27), 1/31/75 84
2. NU (35) vs. Texas Tech (50), 2/26/03 85
- NU (39) vs. Midland Lutheran (46), 2/7/75 85
4. NU (50) vs. Rutgers (38), 2/1/22 88
- NU (36) at Nebraska-Omaha (52), 2/16/77 .. 88
- NU (57) at Creighton (31), 12/5/75 88
- NU (41) vs. Nebraska-Omaha (47), 12/4/74 88

MOST POINTS, FIRST HALF

1. NU (51) at Oklahoma St. (52), 2/19/83 103
2. NU (58) vs. BYU (44), 12/5/87 102
- NU (51) at Kansas (51), 3/1/83 102
4. NU (56) vs. Pepperdine (43), 11/15/14 99
5. NU (46) vs. Iowa (52), 1/9/22 98

FEWEST POINTS, FIRST HALF

1. NU (15) vs. Samford (16), 12/10/22 31
2. NU (26) vs. Illinois (10), 2/1/18 36
- NU (17) vs. Texas (19), 1/9/08 36
- NU (24) vs. Oklahoma (12), 12/15/79 36
5. NU (11) vs. William Penn (27), 3/5/76 38

MOST POINTS, SECOND HALF

1. NU (61) at Minnesota (57), 2/15/23 118
2. NU (50) vs. Kentucky (64), 3/13/99 114
3. NU (49) at Arizona State (64), 1/16/82 113
4. NU (59) vs. Oklahoma (53), 3/2/85 112
5. NU (67) vs. Iowa State (43), 1/15/83 110

FEWEST POINTS, SECOND HALF

1. NU (18) vs. Michigan (14), 1/13/18 32
2. NU (20) vs. Wichita State (19), 2/5/77 39
3. NU (28) vs. Texas-Pan American (13), 12/4/11 41
- NU (13) vs. Texas Tech (28), 2/26/03 41
5. NU (22) at Tarkio (20), 2/19/77 42

MOST FIELD GOALS MADE

1. NU (44) vs. Kansas State (40), 1/18/83 84
2. NU (41) vs. Kansas (42), 1/25/84 83
3. NU (47) at Pepperdine (34), 1/11/84 81
- NU (43) vs. Washington (38), 12/3/82 81
- NU (50) vs. Pacific Christian (31), 11/20/81 .. 81

FEWEST FIELD GOALS MADE

1. NU (13) at Nebraska-Omaha (13), 2/16/77 .. 26
2. NU (10) vs. Missouri (18), 11/14/16 28
3. NU (11) at New Mexico (20), 3/25/09 31
4. NU (12) vs. Texas Tech (21), 2/26/03 33
- NU (13) vs. Oklahoma (20), 1/11/03 33

MOST FIELD GOALS ATTEMPTED

1. NU (73) at Purdue (92), 2/2/12 165
- NU (77) vs. NW Missouri St. (88), 1/18/78 165
3. NU (90) at Drake (74), 12/9/17 164
- NU (96) vs. Wyoming (68), 11/21/81 164
5. NU (71) vs. UNLV (92), 1/30/78 163

FEWEST FIELD GOALS ATTEMPTED

1. NU (42) at Oklahoma St. (43), 2/27/99 85
2. NU (45) at Kansas State (45), 2/12/97 90
- NU (47) at Kansas State (43), 2/5/95 90
4. NU (47) vs. Iowa State (44), 2/17/10 91
- NU (47) vs. Iowa State (44), 2/1/06 91

HIGHEST FIELD GOAL PERCENTAGE

1. NU (43-68) vs. Washington (38-68), 12/3/82 59.1
..... (81-137)
2. NU (44-87) vs. Kansas St. (40-56), 1/18/83 58.7
..... (84-143)
3. NU (39-58) at Kentucky (39-76), 1/4/84 58.2
..... (78-134)
4. NU (40-56) vs. BYU (33-70), 12/5/87 57.9
..... (73-126)
- NU (42-57) vs. Okla. St. (31-69), 3/5/83 57.9
..... (73-126)

LOWEST FIELD GOAL PERCENTAGE

1. NU (10-63) vs. Missouri (18-50), 11/14/16 24.8
..... (28-113)
2. NU (13-58) at UNO (13-45), 2/16/77 25.2
..... (26-103)
3. NU (15-68) at Rutgers (19-59), 2/5/15 26.8
..... (34-127)
4. NU (20-69) at Cal Poly (20-76), 1/14/77 27.6
..... (42-145)
5. NU (19-77) vs. William Penn (20-61), 3/5/76 28.3
..... (39-138)

MOST 3-POINT FG MADE

1. NU (13) vs. Illinois (14), 3/1/17 27
2. NU (13) vs. Penn State (11), 2/21/21 24
- NU (9) at Minnesota (15), 1/19/21 24
- NU (9) vs. Colorado (15), 2/20/10 24
- NU (10) vs. Iowa State (14), 2/4/01 24

FEWEST 3-POINT FG MADE

1. Five Times, most recently 0
..... NU (0) at Arkansas State (0), 11/30/93
6. 17 Times, most recently 1
..... NU (1) vs. Western Kentucky (0), 11/20/97

MOST 3-POINT FG ATTEMPTED

1. NU (32) vs. Iowa State (36), 2/4/01 68
2. NU (31) at Drake (34), 12/9/17 65
3. NU (29) vs. Illinois (32), 3/1/17 61
4. NU (21) at Arkansas (37), 12/18/18 58
- NU (30) vs. Iowa (28), 1/26/12 58
- NU (29) vs. Iowa State (29), 3/8/11 58

FEWEST 3-POINT FG ATTEMPTED

1. NU (0) at Iowa State (3), 2/23/92 3
- NU (1) vs. Missouri (2), 2/10/90 3
- NU (2) vs. U.S. International (1), 12/2/88 3
4. Five Times, most recently 4
..... NU (1) at Missouri (3), 1/30/91

HIGHEST 3-POINT FG PERCENTAGE


1. NU (0-0) at Iowa State (3-3), 2/23/92 100.0
..... (3-3)
2. NU (1-1) at Missouri (2-3), 1/13/90 75.0
..... (3-4)
3. NU (1-3) vs. Kansas (8-10), 2/6/91 69.2
..... (9-13)
4. NU (0-0) at N. Illinois (4-6), 12/5/90 66.7
..... (4-6)
5. NU (4-5) vs. Missouri (3-6), 2/4/98 63.6
..... (7-11)

LOWEST 3-POINT FG PERCENTAGE

1. NU (0-6) vs. Drake (0-5), 12/7/88 0.0
..... (0-11)
- NU (0-4) at Arkansas St. (0-2), 11/30/93 0.0
..... (0-6)
- NU (0-1) vs. Iowa State (0-4), 2/4/92 0.0
..... (0-5)
- NU (0-1) vs. Missouri (0-2), 2/10/90 0.0
..... (0-3)
- NU (0-2) vs. U.S. International (0-1), 12/2/88 .. 0.0
..... (0-3)
6. NU (1-15) vs. W. Kentucky (0-11), 11/20/97 3.8
..... (1-26)

MOST FREE THROWS MADE

1. NU (46) vs. Baylor (21), 1/12/05 67
2. NU (32) vs. Iowa State (30), 2/24/90 62



Maurtice Ivy, who ranks fourth on Nebraska's all-time list with 2,131 points, helped the Huskers run to 109 points in a win over BYU on Dec. 5, 1987. The two teams combined for 202 points to tie for the third-highest total in NU history.

COMBINED TEAM GAME RECORDS

- NU (32) at Missouri (29), 2/17/98..... 61
- NU (27) vs. Kentucky (31), 3/13/99..... 58
- NU (19) at Missouri (35), 1/29/89..... 54
- NU (27) vs. BYU (27), 12/5/87..... 54

FEWEST FREE THROWS MADE

- NU (3) vs. Iowa State (0), 3/5/08..... 3
- NU (5) at Michigan (0), 2/21/13..... 5
- NU (2) vs. Iowa State (3), 1/24/09..... 5
- NU (2) vs. Kansas (3), 1/25/92..... 5
- NU (6) vs. Bakersfield (0), 12/13/14..... 6

MOST FREE THROWS ATTEMPTED

- NU (54) vs. Baylor (33), 1/12/05..... 87
- NU (47) vs. Iowa State (40), 2/24/90..... 87
- NU (35) at Baylor (45), 1/21/98..... 80
- NU (33) at Colorado (46), 1/7/98..... 79
- NU (43) at Missouri (34), 2/17/98..... 77

FEWEST FREE THROWS ATTEMPTED

- NU (4) vs. Iowa State (0), 3/5/08..... 4
- NU (3) vs. Iowa State (3), 1/24/09..... 6
- NU (9) at Michigan (0), 2/21/13..... 9
- NU (8) at Creighton (2), 12/11/14..... 10
- NU (3) at UConn (8), 11/28/15..... 11
- NU (1) at Maryland (10), 2/8/15..... 11
- NU (11) vs. Bakersfield (0), 12/13/14..... 11
- NU (2) vs. Duke (9), 3/31/13..... 11
- NU (8) vs. Nebraska-Omaha (3), 11/26/10..... 11
- NU (4) at Colorado (7), 2/10/07..... 11

HIGHEST FT PERCENTAGE

- NU (5-5) at Ohio State (10-11), 1/31/13 ... 93.8
(15-16)
- NU (16-18) vs. Michigan St. (11-11), 2/17/19..... 93.1
(27-29)
- NU (30-32) vs. Kansas (7-8), 1/12/08..... 92.5
(37-40)
- NU (18-19) at Oklahoma (16-18), 2/5/00.. 91.9
(34-37)
- NU (15-17) vs. Penn State (6-6), 2/13/20.. 91.3
(21-23)

LOWEST FT PERCENTAGE

- NU (2-4) vs. Kansas (3-12), 1/25/92..... 31.3
(5-16)
- NU (5-12) vs. Wayne St. (8-27), 2/22/76 ... 33.3
(13-39)
- NU (2-7) vs. UNO (6-15), 1/14/76..... 36.4
(8-22)
- NU (1-7) at Texas A&M (11-24), 1/7/01..... 38.7
(12-31)
- NU (4-13) vs. Tennessee (11-21), 12/1/84..... 39.5
(15-34)

MOST TOTAL REBOUNDS

- NU (59) vs. Colorado (65), 1/31/76..... 124
- NU (58) vs. Wisconsin (65), 12/7/90..... 123
- NU (54) vs. William Penn (60), 3/5/76..... 114
- NU (49) vs. Ohio State (64), 2/2/20..... 113
- NU (65) vs. Grambling St. (46), 11/29/91... 111
- NU (47) vs. Minnesota (64), 12/30/77..... 111
- NU (53) at Cal Poly-Pomona (58), 1/14/77..... 111

FEWEST TOTAL REBOUNDS

- NU (23) vs. Winnipeg (23), 11/12/76..... 46
- NU (23) at Cincinnati (26), 12/11/01..... 49
- NU (29) vs. UNO (21), 1/21/77..... 50
- NU (25) at Oklahoma St. (26), 2/27/99..... 51
- NU (27) at Michigan (26), 2/13/14..... 53
- NU (27) vs. Creighton (26), 12/7/85..... 53

MOST ASSISTS

- NU (43) vs. Howard (17), 12/11/92..... 60
- NU (25) vs. Oklahoma St. (29), 1/19/84..... 54
- NU (36) vs. Georgia St. (17), 12/7/89..... 53
- NU (29) vs. Colorado (24), 3/4/86..... 53
- NU (27) vs. Drake (24), 12/11/90..... 51

FEWEST ASSISTS

- NU (2) vs. Oklahoma St. (2), 1/12/79..... 4
- NU (3) vs. Wayland Baptist (4), 12/4/81..... 7



Brooke Schwartz helped the Huskers to a 60-57 win at Oklahoma State on Feb. 27, 1999. The two teams combined for just 51 total rebounds, the fourth-lowest total in school history.

- NU (4) vs. NW Missouri St. (4), 12/14/76..... 8
- NU (4) at Oklahoma St. (5), 2/14/76..... 9
- NU (4) vs. Texas (7), 3/3/99..... 11

MOST STEALS

- NU (29) at Creighton (14), 12/3/96..... 43
- NU (23) vs. Central Michigan (15), 12/14/96..... 38
- NU (25) at InterAmerican (13), 12/21/93..... 38
- NU (23) vs. Oral Roberts (15), 12/31/90..... 38
- NU (16) at Kansas (22), 1/9/79..... 38

FEWEST STEALS

- NU (1) at Oklahoma St. (1), 2/1/92..... 2
- NU (2) at Virginia Tech (2), 12/1/22..... 4
- NU (2) at Wake Forest (2), 12/1/21..... 4
- NU (2) vs. Utah (2), 11/24/07..... 4
- NU (2) vs. Minnesota (3), 1/19/21..... 5
- NU (2) vs. Rutgers (3), 1/16/16..... 5
- NU (3) vs. Northern Colorado (2), 11/30/14.. 5
- NU (3) vs. Iowa State (2), 1/26/11..... 5
- NU (2) vs. Kansas State (3), 2/25/09..... 5
- NU (1) at Iowa State (4), 3/1/03..... 5

MOST BLOCKED SHOTS

- NU (12) vs. Ohio State (9), 2/2/20..... 21
- NU (7) vs. Missouri (12), 1/27/01..... 19
- NU (7) at Missouri (12), 2/6/82..... 19
- NU (9) vs. Northwestern (9), 1/24/19..... 18
- NU (4) at Ohio State (12), 1/19/12..... 16
- NU (6) vs. Texas (10), 1/9/18..... 16
- NU (8) vs. USC (8), 12/8/07..... 16

FEWEST BLOCKED SHOTS

- Several Times, most recently..... 0
- at Michigan, 2/12/23

MOST TURNOVERS

- NU (38) vs. UNLV (34), 1/30/78..... 72
- NU (36) at UCLA (34), 1/11/77..... 70
- NU (36) vs. Grandview (34), 12/10/76..... 70
- NU (28) at InterAmerican (41), 12/21/93..... 69
- NU (40) at Wisconsin (28), 12/12/89..... 68

FEWEST TURNOVERS

- NU (7) vs. Minnesota (7), 1/19/21..... 14
- NU (8) vs. Penn State (6), 2/2/16..... 14
- NU (5) vs. Rutgers (9), 1/16/16..... 14
- NU (9) at Illinois (6), 2/22/23..... 15
- NU (9) vs. Penn State (6), 2/21/21..... 15
- NU (6) vs. Creighton (9), 11/24/19..... 15
- NU (8) vs. Kansas State (7), 2/19/11..... 15

MOST PERSONAL FOULS

- NU (32) vs. Iowa State (33), 2/24/90..... 65
- NU (36) at Baylor (25), 1/21/98..... 61
- NU (26) vs. Davidson (33), 11/13/09..... 59
- NU (25) vs. Baylor (33), 1/12/05..... 58
- NU (27) vs. UMKC (31), 1/11/88..... 58
- NU (25) vs. Oklahoma (33), 1/12/83..... 58

FEWEST PERSONAL FOULS

- NU (6) at Michigan (9), 2/21/13..... 15
- NU (8) vs. Iowa (8), 2/18/23..... 16
- NU (11) at Ohio State (5), 1/31/13..... 16
- NU (9) vs. Minnesota (8), 2/24/15..... 17
- NU (10) vs. Evansville (8), 12/8/16..... 18
- NU (6) vs. Creighton (12), 12/6/15..... 18
- NU (5) at Ohio State (13), 2/14/13..... 18
- NU (11) at Kansas (7), 2/26/11..... 18
- NU (12) at LSU (6), 1/1/09..... 18

OPPONENT TEAM GAME RECORDS



Nebraska attracted its first of seven consecutive crowds of more than 10,000 fans to close 2009-10 by drawing 13,303 for a 71-56 win over Kansas State on Jan. 23, 2010. NU led the Big 12 with 11,383 fans per game in league play.

*denotes neutral site

OPPONENT 100-POINT GAMES

1.	at Minnesota, 2/11/16	110
	at Long Beach State, 1/2/82	110
3.	at Oklahoma, 2/18/83	107
	at Arizona State, 1/6/82	107
5.	at Missouri, 2/11/84	106
6.	at Kansas, 2/27/85	105
7.	Kansas State, 1/18/83	104
8.	at Oklahoma, 2/21/90	102
	Oklahoma, 2/18/86	102
	Drake, 2/13/82	102
11.	at Kansas State, 3/1/86	101
	*Washington, 12/30/84	101
13.	at Southern California, 3/19/88	100
	*Illinois, 12/30/86	100
	at Kansas, 3/5/85	100
	*Florida State, 12/31/83	100
	at Kansas, 3/1/83	100

MOST POINTS, FIRST HALF

1.	at Kansas, 2/27/85	61
2.	at Missouri, 2/11/84	58
	at Long Beach State, 1/2/82	58
4.	*Washington State, 11/25/16	53
	*Florida State, 12/31/82	53

MOST POINTS, FIRST QUARTER

1.	Creighton, 12/6/15	33
2.	Michigan, 1/13/18	30
3.	Iowa, 2/11/21	29
4.	at Northwestern, 12/3/16	28
5.	Iowa, 1/9/22	27
	Maryland, 2/14/21	27
	*Washington State, 11/25/16	27
	at Minnesota, 2/11/16	27

MOST POINTS, SECOND QUARTER

1.	Drake, 11/7/18	30
	at Creighton, 12/18/16	30
3.	Minnesota, 1/19/21	29
4.	at Iowa, 1/16/22	27
	Clemson, 11/30/17	27

MOST POINTS, SECOND HALF

1.	*Kentucky, 3/13/99	64
	at Arizona State, 1/6/82	64
3.	at Minnesota, 2/11/16	59
4.	at Minnesota, 2/15/23	57
	*Indiana State, 12/3/94	57
	Texas A&M, 12/10/83	57
	at Oklahoma, 2/18/83	57
	at Kansas State, 2/3/83	57

MOST POINTS, THIRD QUARTER

1.	at Minnesota, 2/11/16	38
2.	at Minnesota, 2/15/23	29
	at Ohio State, 12/29/17	29
	Drake, 12/6/16	29
5.	Iowa, 3/5/22	28
	at Maryland, 2/14/19	28

MOST POINTS, FOURTH QUARTER

1.	at Northwestern, 2/6/23	32
2.	at Penn State, 2/17/22	31
	at Indiana, 2/27/20	31
	at Iowa, 1/28/18	31
5.	at Virginia Tech, 12/1/22	30
	Michigan State, 2/17/19	30

LARGEST MARGIN OF VICTORY

1.	at Kansas State, 2/17/75 (82-31)	51
2.	Maryland, 1/4/17 (93-49)	44
3.	UConn, 12/21/16 (84-41)	43
	at Texas A&M, 2/8/09 (86-43)	43
	at Iowa State, 1/13/01 (89-46)	43

FEWEST POINTS

1.	Nebraska Wesleyan, 1/22/75	25
2.	South Dakota, 3/14/75	26
3.	Texas-Pan American, 12/4/11	27
	Doane, 3/18/75	27
	Creighton, 1/31/75	27

FEWEST POINTS, FIRST HALF

1.	Illinois, 2/1/18	10
2.	Arkansas Pine Bluff, 12/2/17	12
3.	Southern, 11/23/15	12
	Missouri, 1/22/97	12
	Oklahoma, 12/15/79	12
	Nebraska Wesleyan, 1/22/75	12

FEWEST POINTS, SECOND HALF

1.	Nicholls State, 12/10/95	10
2.	Creighton, 12/14/13	11
3.	Vermont, 11/13/10	12
4.	at Kansas, 12/6/17	13
	Texas-Pan American, 12/4/11	13
	Bucknell, 11/29/96	13
	InterAmerican, 12/21/93	13
	Nebraska Wesleyan, 1/22/75	13

MOST FIELD GOALS MADE

1.	at Missouri (82 att.), 2/11/84	47
2.	at Oklahoma (84 att.), 2/18/83	45
3.	at Minnesota (80 att.), 2/11/16	44
	Oklahoma (79 att.), 3/2/85	44
	Long Beach State (78 att.), 1/2/82	44

FEWEST FIELD GOALS MADE

1.	Alabama A&M (48 att.), 11/14/21	10
	Arkansas Pine Bluff (40 att.), 11/12/11	10
	Missouri (55 att.), 2/22/11	10
4.	Texas-Pan American (56 att.), 12/4/11	11
	Weber State (56 att.), 11/14/08	11
	South Dakota (38 att.), 2/3/76	11

MOST FIELD GOALS ATTEMPTED

1.	Purdue (34 made), 2/2/12	92
	UNLV (34 made), 1/30/78	92
3.	at Oklahoma (39 made), 3/3/84	91
	at Kansas State (39 made), 12/9/79	91
5.	Wayne State (30 made), 12/12/77	89

FEWEST FIELD GOALS ATTEMPTED

1.	South Dakota (14 made), 12/3/09	38
	South Dakota (11 made), 2/3/76	38
3.	Pacific (18 made), 12/6/96	39
	Gonzaga (12 made), 11/24/95	39
5.	Arkansas Pine Bluff (10 made), 11/12/11	40
	Wyoming (12 made), 11/18/76	40

HIGHEST FIELD GOAL PERCENTAGE

1.	Kansas State, 1/18/83 (40-56)	71.4
2.	Florida State, 12/31/82 (41-62)	66.1
3.	Drake, 2/13/82 (40-62)	64.5
4.	Clemson, 11/24/84 (43-67)	64.2
5.	Kansas State, 1/19/03 (33-53)	62.3

LOWEST FIELD GOAL PERCENTAGE

1.	Wayne State, 1/28/79 (12-68)	17.6
2.	Missouri, 2/22/11 (10-55)	18.2
3.	Texas-Pan American, 12/4/11	19.6
	Weber State, 11/14/08 (11-56)	19.6
5.	UW-Milwaukee, 11/21/98 (13-65)	20.0
	South Alabama, 11/13/98 (13-65)	20.0

3-POINT FIELD GOALS MADE

1.	Minnesota, 1/19/21 (32 att.)	15
	at Creighton, 12/18/16 (38 att.)	15
	Colorado, 2/20/10 (27 att.)	15
4.	Creighton, 11/24/19 (32 att.)	14
	*Illinois, 3/1/17 (32 att.)	14
	Iowa State, 1/26/02 (32 att.)	14
	Iowa State, 2/4/01 (36 att.)	14
	Brigham Young, 12/9/99 (26 att.)	14



Jasmine Cincore had two steals to help the Huskers hold Illinois to just 10 first-half points, including one point in the second quarter on Feb. 1, 2018.

OPPONENT TEAM GAME RECORDS

3-POINT FIELD GOALS ATTEMPTED

1. Northern Iowa, 3/17/16 (12 made).....	40
2. at Creighton, 12/14/20 (13 made).....	38
3. at Arkansas, 12/18/18 (13 made).....	37
Kansas, 12/5/18 (8 made).....	37
5. Ohio State, 2/2/20 (10 made).....	36
Iowa State, 2/4/01 (14 made).....	36

MOST FREE THROWS MADE

1. Iowa State, 3/5/02.....	36
Oklahoma State, 2/28/01.....	36
3. Colorado, 2/9/00.....	35
4. Maine, 1/6/88.....	34
5. Colorado, 1/7/98.....	33
Missouri, 1/29/89.....	33

FEWEST FREE THROWS MADE

1. Bakersfield, 12/13/14.....	0
at Michigan 2/21/13.....	0
Iowa State, 3/5/08.....	0
4. Wisconsin, 2/11/18.....	1
Wisconsin, 1/27/16.....	1
Creighton, 12/14/13.....	1
at Texas A&M, 3/25/13.....	1
*Chattanooga, 3/23/13.....	1
Texas A&M, 2/6/10.....	1
Northern Colorado, 11/19/04.....	1
Tulsa, 11/28/86.....	1

MOST FREE THROWS ATTEMPTED

1. at Colorado, 2/9/00.....	47
2. at Colorado, 1/7/98.....	46
3. at Oklahoma State, 2/28/01.....	45
at Baylor, 1/21/98.....	45
5. *Tulane, 11/25/01.....	44
*Arizona, 12/21/00.....	44
at Missouri, 1/29/89.....	44
at Maine, 1/6/88.....	44

FEWEST FREE THROWS ATTEMPTED

1. Bakersfield, 12/13/14.....	0
at Michigan, 2/21/13.....	0
Iowa State, 3/5/08.....	0
4. *Chattanooga, 3/23/13.....	1
Long Beach State, 12/12/08.....	1
6. Creighton, 12/14/13.....	2
at Texas A&M, 3/25/13.....	2
Texas A&M, 2/6/10.....	2
Tulsa, 11/28/86.....	2

HIGHEST FT PERCENTAGE

1. at Kansas, 2/11/96 (31-31).....	100.0
Texas-Pan American, 1/5/03 (14-14).....	100.0
at Kansas, 2/15/06 (13-13).....	100.0
Michigan State, 2/17/19 (11-11).....	100.0
at UW-Green Bay, 12/5/87 (10-10).....	100.0
at Illinois, 1/15/17 (8-8).....	100.0
Rice, 11/24/02 (8-8).....	100.0
Omaha, 11/22/16 (7-7).....	100.0
Northern Illinois, 12/13/09 (7-7).....	100.0
at UTEP, 12/20/08 (7-7).....	100.0
Oklahoma, 2/6/05 (7-7).....	100.0
NW Missouri State, 1/23/80 (7-7).....	100.0
Kansas, 12/9/77 (7-7).....	100.0
Penn State, 2/13/20 (6-6).....	100.0
at Kansas, 2/28/04 (6-6).....	100.0
Ohio State, 2/14/13 (4-4).....	100.0
Creighton, 11/19/17 (3-3).....	100.0
Northern Arizona, 11/16/12 (3-3).....	100.0
Iowa State, 1/24/09 (3-3).....	100.0
*Chattanooga, 3/23/13 (1-1).....	100.0
Long Beach State, 12/12/08 (1-1).....	100.0

LOWEST FT PERCENTAGE

1. Bakersfield, 12/13/14 (0-0).....	0.0
at Michigan, 2/21/13 (0-0).....	0.0
Iowa State, 3/5/08 (0-0).....	0.0
4. Kansas, 2/11/98 (1-1).....	9.1
5. Wisconsin, 1/27/16 (1-7).....	14.3

MOST TOTAL REBOUNDS

1. at UNLV, 1/15/77.....	68
2. Wisconsin, 12/7/90.....	65
Colorado, 1/31/76.....	65
4. Ohio State, 2/2/20.....	64
Minnesota, 12/30/77.....	64

FEWEST TOTAL REBOUNDS

1. at InterAmerican, 12/21/93.....	16
at USC, 1/12/77.....	16
3. at Puerto Rico, 12/22/93.....	17
at Creighton, 12/8/86.....	17
Nebraska-Omaha, 12/4/74.....	17

MOST OFFENSIVE REBOUNDS

1. at Michigan, 1/7/21.....	30
South Alabama, 11/13/98.....	30
at Colorado, 1/21/94.....	30
Ohio, 12/13/91.....	30
at Colorado, 1/17/90.....	30

MOST DEFENSIVE REBOUNDS

1. Wisconsin, 12/7/90.....	42
2. Ohio State, 2/2/20.....	39
Missouri, 11/14/16.....	39
4. at Indiana, 12/20/20.....	38
at Minnesota, 2/11/16.....	38

FEWEST OFFENSIVE REBOUNDS

1. at Illinois, 1/11/15.....	3
*Kansas, 3/12/09.....	3
3. Eight Times, most recently.....	4
Maine, 11/9/21.....	

FEWEST DEFENSIVE REBOUNDS

1. at UW-Green Bay, 12/5/87.....	7
2. at Puerto Rico, 12/22/93.....	9
at Idaho, 12/4/93.....	9
4. at Colorado, 2/9/91.....	10
5. Missouri, 2/27/10.....	12

MOST ASSISTS

1. Illinois, 12/30/86.....	30
at Missouri, 2/11/84.....	30
3. at Texas Tech, 12/29/85.....	29
at Oklahoma State, 1/19/85.....	29
5. at Kansas, 2/27/85.....	28
at Long Beach State, 1/2/82.....	28

FEWEST ASSISTS

1. Many Times, most recently.....	0
Grambling State, 12/29/12.....	
2. Six Times, most recently.....	1
at Missouri-Kansas City, 12/3/85.....	
3. Seven Times, most recently.....	2
vs. Radford, 11/25/18.....	

MOST STEALS

1. at Baylor, 1/30/02.....	24
2. Creighton, 12/10/93.....	22
at Wisconsin, 12/12/89.....	22
at Kansas, 1/9/79.....	22
5. at Northwestern, 2/17/21.....	21
Iowa, 12/30/88.....	21
at Colorado, 2/4/86.....	21

FEWEST STEALS

1. Radford, 11/25/18.....	0
Oral Roberts, 12/2/08.....	0
Drake, 3/16/06.....	0
William Penn, 1/29/82.....	0
5. Several Times, most recently.....	1
Wisconsin, 1/28/21.....	

MOST BLOCKED SHOTS

1. Missouri, 1/27/01.....	12
at Missouri, 2/6/82.....	12
3. Oklahoma, 1/6/07.....	11
at Rice, 12/30/03.....	11
at UW-Green Bay, 1/5/93.....	11
at Louisiana Tech, 1/11/80.....	11

FEWEST BLOCKED SHOTS

1. Several Times, most recently.....	0
at Michigan, 2/12/23.....	

MOST PERSONAL FOULS

1. Iowa, 12/2/86.....	36
2. Texas A&M, 11/28/87.....	35
3. Davidson, 11/13/09.....	33
Baylor, 1/12/05.....	33
Oklahoma, 1/12/83.....	33
Brigham Young, 12/14/85.....	33
Iowa State, 2/24/90.....	33

FEWEST PERSONAL FOULS

1. at Ohio State, 1/31/13.....	5
2. at LSU, 1/1/09.....	6
3. at Iowa, 1/16/22.....	7
at Iowa, 3/6/21.....	7
at Kansas, 2/26/11.....	7
at Texas, 2/15/11.....	7
at Cincinnati, 12/11/01.....	7



Emily Cady and Nebraska held Illinois to two of the lowest offensive rebounding totals in school history in a regular-season sweep of the Illini in 2014-15. The Huskers surrendered an opponent record low three offensive boards on Jan. 11 in Champaign, before holding the Illini to four offensive rebounds in Lincoln on Jan. 29, 2015.

OPPONENT INDIVIDUAL GAME RECORDS

POINTS

1. Laura Coenen, at Minnesota, 11/30/84 42
- Tonya Burns, at Iowa State, 1/18/84 42
3. Caitlin Clark, Iowa, 3/5/22 41
- Cathy Steen, Grandview, 12/9/85 41
5. Caitlin Clark, Iowa, 2/11/21 39

FIELD GOALS MADE

1. Tonya Burns, at Iowa State, 1/18/84 18
2. Jodie Giles, NW Missouri St., 2/17/82 17
3. Carolyn Davis, Kansas, 2/26/11 16
- Tricia Clay, at Texas Tech, 12/24/85 16
- Cathy Steen, Grandview, 12/9/85 16
- Laura Coenen, at Minnesota, 11/30/84 16

FIELD GOALS ATTEMPTED

1. Chandi Jones, Houston, 11/22/00 31
- Angie Johnson, Winnipeg, 11/13/76 31
3. Tammy Rogers, Oklahoma, 1/31/90 30
4. Cathy Steen, Grandview, 12/9/85 29
5. Rachel Banham, Minnesota, 1/16/14 28
- Amanda Lassiter, Missouri, 1/27/01 28
- Angela Fletcher, Eastern Kentucky, 1/2/86 28

FIELD GOAL PERCENTAGE

(minimum 10 made)

1. Barbara Gilmore, Kansas St., 1/18/83 1.000 (10-10)
2. Diana Vines, at DePaul, 1/6/87923 (12-13)
3. Breanna Stewart, at UConn, 11/28/15909 (10-11)

3-POINT FIELD GOALS MADE

1. Samantha Romanowski, Denver, 12/15/18 8
- Maggie Lucas, Penn State, 3/3/13 8
- Stacy Frese, at Iowa State, 1/28/99 8
4. Makenna Warnock, Iowa, 1/9/22 7
- Tori Jankoska, Michigan State, 2/26/17 7
- Marissa Janning, at Creighton, 12/18/16 7
- Aerial Powers, at Michigan State, 1/8/15 7
- Kendra Coleman, Southern, 11/24/13 7
- Bianca Smith, at Colorado, 1/31/09 7
- Rene Hanebutt, Texas Tech, 2/21/99 7
- Sandy Shaw, *Kansas, 3/6/88 7

3-POINT FIELD GOALS ATTEMPTED

1. Devin Cospoer, Arkansas, 11/16/17 16
- Stacy Williams, Oral Roberts, 12/5/89 16
3. Claire Coggins, at Kansas State, 3/24/06 15
- Jasmina Ilic, at Colorado, 1/4/06 15
5. Kim Lummus, Texas, 1/28/98 14

3-POINT FIELD GOAL PERCENTAGE

(minimum 4 made)

1. Samantha Romanowski, Denver, 12/15/18 1.000 (8-8)
- Stacy Frese, at Iowa State, 1/28/99 1.000 (8-8)
- Alexis Akin-Otiko, Creighton, 12/11/14 1.000 (6-6)
- Kay Kay Hart, Kansas, 2/6/91 1.000 (6-6)
- Jamillah Lang, *Colorado, 3/6/94 1.000 (5-5)
- Jaylah Smith, Purdue, 1/30/22 1.000 (4-4)
- Jacki Gulczynski, Wisconsin, 2/15/15 1.000 (4-4)
- Leonor Rodriguez, Florida State, 12/8/12 1.000 (4-4)
- Laurin Mincy, Maryland, 11/28/12 1.000 (4-4)
- Lindsay Wilson, at Iowa State, 1/5/02 1.000 (4-4)
- Carey Schueler, *DePaul, 12/20/93 1.000 (4-4)
- Altheah Cox, at Okla. St., 2/15/89 1.000 (4-4)

FREE THROWS MADE

1. Angie Welle, *Iowa State, 3/5/02 16
2. Jennifer Cole, at La Salle, 12/29/92 15
- Nadira Hazim, Kansas State, 3/1/90 15
- Lorri Bauman, Drake, 2/13/82 15
5. Tiffany Jackson, at Texas, 1/3/07 14
- Beth Ann Dickinson, St. Peter's, 12/10/00 14
- Liz Coffin, at Maine, 1/6/88 14

FREE THROWS ATTEMPTED

1. Angie Welle, *Iowa State, 3/5/02 20
2. Nadira Hazim, *Kansas State, 3/3/90 19



Colorado's Brittany Spears hit 6-of-7 three-pointers against Nebraska to help the Buffaloes connect on an opponent school-record 15-of-27 threes against the Huskers in Lincoln on Feb. 20, 2010. But Dominique Kelley and the No. 3 Huskers still rolled to an 89-73 victory over the Buffs.

3. Jennifer Cole, at La Salle, 12/29/92 18
- Nancy Mueller, at St. Louis, 1/30/82 18
- Connie Kunzmann, Wayne State, 12/7/76 18

FREE THROW PERCENTAGE

(minimum 10 made)

1. Lorri Bauman, Drake, 2/13/82 1.000 (15-15)
2. Beth Ann Dickinson, St. Peter's, 12/10/00 1.000 (14-14)
3. Caitlin Clark, Iowa, 1/16/22 1.000 (12-12)
4. Tamecka Dixon, at Kansas, 2/11/96 1.000 (12-12)
5. Brittney Griner, Baylor, 2/9/11 1.000 (11-11)
- Chloe Kerr, at USC, 11/26/06 1.000 (11-11)
- Penny Toler, at Long Beach St., 12/9/88 1.000 (11-11)
- JoAnn Feiereisely, at DePaul, 2/28/82 1.000 (11-11)
- Seven Tied 1.000 (10-10)

REBOUNDS

1. Deborah Temple, Delta State, 11/30/82 24
2. Connie Kunzmann, at Wayne State, 1/24/75 23
3. Naz Hillmon, at Michigan, 1/7/21 22
4. Megan Gustafson, Iowa, 2/25/19 20
- Lisa McGill, at Oklahoma St., 2/1/92 20
- Niece Jochims, at UNO, 1/25/78 20
- Connie Kunzmann, at Wayne State, 12/7/76 20

ASSISTS

1. Kathleen Doyle, at Iowa, 2/6/20 15
- Sydney Colson, at Texas A&M, 3/5/11 15
3. Amy Bauer, Wisconsin, 12/7/90 14
4. Caitlin Ingle, Drake, 12/6/16 13
5. Caitlin Clark, Iowa, 1/9/22 12
- Shalee Lehning, at Kansas State, 2/27/08 12
- Toccarra Williams, at Texas A&M, 1/7/01 12
- Saudia Roundtree, *Georgia, 12/21/95 12

- Tina Robbins, at SW Missouri St., 12/8/93 12
- Connie Erickson, at Northwestern, 2/27/82 12

STEALS

1. LaNeishea Caufield, Oklahoma, 2/7/01 9
- Sharon Farrah, Missouri, 1/21/78 9
3. Several Times, most recently 8
- Veronica Burton, at Northwestern, 2/17/21

BLOCKED SHOTS

1. Toni Young, at Oklahoma State, 2/12/11 8
- Britt Hartshorn, at Colorado, 1/23/99 8
3. *Elizabeth Williams, Duke, 3/31/13 7
- Ashley Lindsey, Texas, 1/9/08 7
5. Several Times, most recently 6
- *Morgan Johnson, Iowa, 3/2/12

TURNOVERS

1. D. Williams, Howard, 12/11/92 19
2. Kathy Garafalo, Wichita State, 12/13/78 17
3. Alexis Smith, Illinois, 1/17/13 13
- Marilyn Riollano, at InterAmerican, 12/21/93 13
- Shannon Johnson, *South Carolina, 12/4/92 13
- Tracy Warren, Creighton, 1/3/87 13

30-POINT/20-REBOUND GAMES

1. Connie Kunzmann, at Wayne State, 12/7/76 30 points, 20 rebounds
2. Deborah Temple, Delta State, 11/30/82 30 points, 24 rebounds
3. Naz Hillmon, at Michigan, 1/7/21 35 points, 22 rebounds

PINNACLE BANK ARENA RECORDS

INDIVIDUAL RECORDS

POINTS

1. Caitlin Clark, Iowa, 2/11/21 39
2. Jessica Shepard vs. Northern Arizona, 12/19/15... 35
3. Sam Haiby vs. Illinois, 12/10/20 33
- Samantha Romanowski, Denver, 12/15/18... 33
- Danielle Edwards, Clemson, 11/30/17 33
- Rachel Theriot vs. Minnesota, 1/16/14 33
- Rachel Banham, Minnesota, 1/16/14 33
- Jordan Hooper vs. Utah State, 12/8/13 33

FIELD GOALS MADE

1. Megan Gustafson, Iowa, 2/25/19 13
- Megan Gustafson, Iowa, 1/16/18 13
- Jessica Shepard vs. North Florida, 11/16/14 13
- Rachel Theriot vs. High Point, 12/20/14 13
5. Zakiyah Franklin, Kansas, 12/21/22 12
- Jaz Shelley vs. Wisconsin, 12/7/22 12
- Caitlin Clark, Iowa, 2/11/21 12
- Samantha Romanowski, Denver, 12/15/18.. 12
- Jessica Shepard vs. San Jose St., 12/9/16... 12
- Jessica Shepard vs. Michigan St., 2/14/16.. 12
- Jessica Shepard vs. Northern Arizona, 12/19/15.. 12
- Rachel Banham, Minnesota, 1/16/14 12

FIELD GOALS ATTEMPTED

1. Zakiyah Franklin, Kansas, 12/21/22 29
2. Rachel Banham, Minnesota, 1/16/14 28
3. Jessica Shepard vs. Ohio State, 2/16/17 27
- Jordan Hooper vs. Illinois, 2/27/14 27
- Jordan Hooper vs. Wash. St., 11/30/13 27

FIELD GOAL PERCENTAGE

- (minimum 10 made)
1. Ae'Rianna Harris, Purdue, 1/22/20833
(10-12)
 2. Jessica Shepard vs. North Florida, 11/16/15813
(13-16)
 3. Kristine Anigwe, California, 12/4/16769
(10-13)
 - Shatori Walker-Kimbrough, Maryland, 1/3/15769
(10-13)
 - Ariel Edwards, Penn State, 2/24/14769
(10-13)

3-POINT FIELD GOALS MADE

1. Natalie Romeo vs. Wisconsin, 1/27/16 8
- Samantha Romanowski, Denver, 2/15/18 8
3. Jaz Shelley vs. Wisconsin, 12/7/22 7
- Makenna Warnock, Iowa, 1/9/22 7
- Tori Jankoska, Michigan State, 2/26/17 7
- Tear'a Laudermill vs. Penn State, 2/24/14 7
- Kendra Coleman, Southern, 11/24/13 7

3-POINT FIELD GOALS ATTEMPTED

1. Devin Cospo, Arkansas, 11/16/17 16
2. Jordan Hooper vs. Illinois, 2/27/14 15
3. Natalie Romeo vs. Wisconsin, 1/27/16 14
4. Maddie Burke, Penn State, 2/21/21 13
- Camryn Hill, Oral Roberts, 12/4/20 13
- Tori Jankoska, Michigan State, 2/26/17 13
- Natalie Romeo vs. Minnesota, 2/24/15 13
- Rachel Banham, Minnesota, 1/16/14 13

3-POINT FIELD GOAL PERCENTAGE

- (minimum 5 made)
1. Samantha Romanowski, Denver, 12/15/18.. 1.000
(8-8)
 - Taylor Kissinger, Nebraska, 11/11/18 1.000
(6-6)
 3. Hailey Brown, Michigan, 1/19/20833
(5-6)
 4. Avery LaBarbera, Wisconsin, 12/7/22714
(5-7)
 - Natalie Romeo vs. Michigan St., 2/14/16714
(5-7)

FREE THROWS MADE

1. Sam Haiby vs. Illinois, 12/10/20 14
2. Sam Haiby vs. Missouri State, 3/15/23 11

- Jessica Shepard vs. Northern Arizona, 12/19/15... 11
- Jordan Hooper vs. Utah State, 12/8/13 11
5. Nine times, most recent 10
- Kathleen Doyle, Iowa, 12/28/19 10

FREE THROWS ATTEMPTED

1. Jessica Shepard vs. Michigan St., 2/26/17 .. 20
- Jessica Shepard vs. Northern Arizona, 12/19/15... 20
3. Sam Haiby vs. Illinois, 12/10/20 16
- Jordan Hooper vs. Utah State, 12/8/13 15
5. Jessica Shepard vs. Illinois, 1/10/16 14

FREE THROW PERCENTAGE

- (minimum 10 made)
1. Jaz Shelley vs. Illinois, 2/9/23 1.000
(10-10)
 - Danielle Edwards, Clemson, 11/30/17 ... 1.000
(10-10)
 - Emily Cady vs. Utah State, 12/8/13 1.000
(10-10)
 - Emily Cady vs. Alabama, 12/8/13 1.000
(10-10)
 5. Sasha Cedeno, Florida Atlantic, 12/19/17909
(10-11)
 - Rachel Theriot vs. N. Colorado, 11/30/14909
(10-11)
 - Jordan Hooper vs. Wash. St., 11/30/13909
(10-11)

REBOUNDS

1. Taiyanna Jackson, Kansas, 12/21/22 21
2. Kate Cain vs. Penn State, 2/22/18 20
- Megan Gustafson, Iowa, 2/25/19 20
4. Pallas Kunaiyi-Akanah, Northwestern, 1/24/19.. 19
- Jessica Shepard vs. Illinois, 1/10/16 19
- Emily Cady vs. Iowa, 2/12/15 19

ASSISTS

1. Rachel Theriot vs. Penn State, 2/2/16 14
2. Caitlin Ingle, Drake, 12/6/16 13
3. Jaz Shelley vs. Tarleton State, 11/22/22 12
- Jaz Shelley vs. Minnesota, 2/20/22 12
- Caitlin Clark, Iowa, 1/9/22 12
- Rachel Theriot vs. Michigan State, 2/14/16 .. 12
- Rachel Theriot vs. Michigan State, 2/8/14... 12



Rachel Theriot owns three of the top seven assist totals in Pinnacle Bank Arena history. Theriot also shares the third-highest scoring total with 33 points in an 88-85 overtime win over Minnesota on Jan. 16.

STEALS

1. Asia Doss, Ohio State, 12/28/17 7
- Jasmine Smith, San Jose State, 12/9/16 7
- Mikayla Cowling, California, 12/4/16 7
4. Veronica Burton, Northwestern, 12/31/20 6
- Nicea Eliely vs. Minnesota, 1/20/19 6
- KK Houser, Purdue, 1/19/14 6

BLOCKED SHOTS

1. Kate Cain vs. Florida Atlantic, 12/19/17 11
2. Kate Cain vs. Ohio State, 1/16/21 9
3. Kate Cain vs. Ohio State, 2/2/20 8
- Kate Cain vs. Alabama A&M, 11/6/19 8
- Stefanie Dolson, UConn vs. Texas A&M, 3/31/14.. 8

TEAM RECORDS

MOST POINTS

- Nebraska vs. NC Central, 11/20/21 113

MOST COMBINED POINTS

- Iowa (95) at Nebraska (86), 1/9/22 181

FIRST-HALF POINTS

- Nebraska vs. Oral Roberts, 12/29/13 62

SECOND-HALF POINTS

- Nebraska vs. San Jose State, 12/8/18 62

LARGEST MARGIN OF VICTORY

- Nebraska (100) vs. Omaha (36), 11/7/22 64

FEWEST POINTS ALLOWED

- Nebraska vs. Alabama A&M, 11/14/21 33

FEWEST COMBINED POINTS

- Nebraska (50) vs. Rutgers (38), 2/1/22 88

FEWEST FIRST-HALF POINTS ALLOWED

- Nebraska vs. Illinois, 2/1/18 10

FEWEST SECOND-HALF POINTS ALLOWED

- Nebraska vs. Creighton, 12/14/13 11

FIELD GOALS MADE

- Nebraska vs. Omaha, 11/7/22 43

FIELD GOALS ATTEMPTED

- Kansas at Nebraska, 12/21/22 91

FIELD GOAL PERCENTAGE

- Nebraska vs. Maine, 11/9/21612 (41-67)

3-POINT FIELD GOALS MADE

- Nebraska vs. Penn State, 2/24/14 16

3-POINT FIELD GOALS ATTEMPTED

- Northern Iowa at Nebraska, 3/17/16 40

3-POINT FIELD GOAL PERCENTAGE

- Nebraska vs. Penn State, 2/24/14727 (16-22)

FREE THROWS MADE

- Nebraska vs. Utah State, 12/8/13 31

FREE THROWS ATTEMPTED

- Nebraska vs. Southern, 11/24/13 44

FREE THROW PERCENTAGE

- Michigan St. at Nebraska, 2/17/19... 1.000 (11-11)
Omaha at Nebraska, 11/22/16 1.000 (7-7)
Penn State at Nebraska, 2/13/20 1.000 (6-6)

REBOUNDS

- Kansas at Nebraska, 12/21/22 68

ASSISTS

- Nebraska vs. Evansville, 12/8/15 30

STEALS

- Michigan State at Nebraska, 2/2/23 18
California at Nebraska, 12/4/16 18

BLOCKED SHOTS

- Nebraska vs. Florida Atlantic, 12/19/17 13

PINNACLE BANK ARENA FIRSTS

All the statistical firsts listed below come from Nebraska's regular-season opening game with UCLA at Pinnacle Bank Arena on Nov. 8, 2013, unless otherwise noted. The time represents time left on the first-half game clock.

First Exhibition Game

Nebraska 98, Pittsburg State 47Oct. 27, 2013

First Regular-Season Game

Nebraska 77, UCLA 49 Nov. 8, 2013

First Game Attendance

Nebraska vs. UCLA, 11/8/2013 9,750

First Big Ten Conference Game

Nebraska 66, Northwestern 65Jan. 2, 2014

First Overtime Game

Nebraska 88, Minnesota 85.....Jan. 16, 2014

First Win Over AP Top 25 Team

#22 Nebraska 76, #24 Michigan State 56 Feb. 2, 2014

First Win Over AP Top 10 Team

#16 Nebraska 94, #8 Penn State 74 .. Feb. 24, 2014

First NCAA Tournament Game

#1 UConn 70, BYU 51.....March 29, 2014

First Points

Thea Lemberger, UCLAFG, 19:42

First Nebraska Points

Emily Cady vs. UCLA2-2 FT, 18:38

First Field Goal Made

Thea Lemberger, UCLA 19:42

First Nebraska Field Goal Made

Jordan Hooper vs. UCLA 18:08

First Field Goal Attempt

Thea Lemberger, UCLA 19:42

First Nebraska Field Goal Attempt

Brandi Jeffery vs. UCLA 19:11

First 3-Point Field Goal Made

Emily Cady vs. UCLA 15:50

First 3-Point Field Goal Attempt

Thea Lemberger, UCLA 17:57

First Nebraska 3-Point Field Goal Attempt

Brandi Jeffery vs. UCLA 17:10

First Free Throw Made

Emily Cady vs. UCLA 18:38

First Free Throw Attempt

Emily Cady vs. UCLA 18:38

First Offensive Rebound

Jordan Hooper vs. UCLA 19:11

First Defensive Rebound

Luiana Livulo, UCLA 19:06

First Nebraska Defensive Rebound

Hailie Sample vs. UCLA 18:44

First Foul

Nirra Fields, UCLA (Emily Cady) 18:38

First Nebraska Foul

Emily Cady vs. UCLA (Nirra Fields) 14:06

First Assist

Brandi Jeffery (Jordan Hooper) vs. UCLA 18:08

First Steal

Atonye Nyingifa, UCLA 16:38

First Nebraska Steal

Hailie Sample vs. UCLA 14:27

First Blocked Shot

Atonye Nyingifa, UCLA 14:43

First Nebraska Blocked Shot

Jordan Hooper vs. Alabama (Nov. 11, 2013) .. 7:22

First Turnover

Dominique Williams, UCLA 17:39

First Nebraska Turnover

Allie Havers vs. UCLA 13:16



Jordan Hooper won the tip for Nebraska in the first regular-season game at Pinnacle Bank Arena on Nov. 8, 2013. The Huskers notched a 77-49 win over UCLA, and Hooper made the first field goal and blocked the first shot by a Nebraska player in the history of the arena.

NEBRASKA YEAR-BY-YEAR AT HOME

Year	Overall	Conference	Attendance (Avg.) - Rank	Home Arena
1976-77	7-2	NA	NA	Bob Devaney Sports Center
1977-78	6-4	NA	NA	Bob Devaney Sports Center
1978-79	14-4	NA	NA	Bob Devaney Sports Center
1979-80	10-3	NA	NA	Bob Devaney Sports Center
1980-81	10-4	NA	NA	Bob Devaney Sports Center
1981-82	9-3	NA	NA	Bob Devaney Sports Center
1982-83	9-5	4-3	NA	Bob Devaney Sports Center
1983-84	10-3	4-3	NA	Bob Devaney Sports Center
1984-85	8-4	4-3	NA	Bob Devaney Sports Center
1985-86	8-4	3-4	9,651 (804)	Bob Devaney Sports Center
1986-87	12-1	7-0	NA	Bob Devaney Sports Center
1987-88	13-0	7-0	19,178 (1,475)	Bob Devaney Sports Center
1988-89	10-2	5-2	NA	Bob Devaney Sports Center
1989-90	6-9	1-6	20,313 (1,354)	Bob Devaney Sports Center
1990-91	10-3	5-2	16,303 (1,254)	Bob Devaney Sports Center
1991-92	9-3	6-1	NA	Bob Devaney Sports Center
1992-93	12-1	6-1	29,295 (2,254)	Bob Devaney Sports Center
1993-94	9-4	4-3	19,879 (1,529)	Bob Devaney Sports Center
1994-95	9-5	2-5	24,154 (1,611)	Bob Devaney Sports Center
1995-96	12-1	6-1	24,836 (1,911)	Bob Devaney Sports Center
1996-97	11-3	5-3	47,340 (3,381)	Bob Devaney Sports Center
1997-98	16-0	8-0	55,233 (3,452) - 24th	Bob Devaney Sports Center
1998-99	12-2	6-2	70,005 (5,000) - 15th	Bob Devaney Sports Center
1999-00	9-5	6-2	66,805 (4,772) - 14th	Bob Devaney Sports Center
2000-01	8-6	2-6	58,854 (4,204) - 18th	Bob Devaney Sports Center
2001-02	9-5	3-5	48,615 (3,473) - 24th	Bob Devaney Sports Center
2002-03	6-10	0-8	41,995 (2,625) - 42nd	Bob Devaney Sports Center
2003-04	13-4	5-3	52,261 (3,074) - 36th	Bob Devaney Sports Center
2004-05	12-4	5-3	61,497 (4,100) - 25th	Bob Devaney Sports Center
2005-06	11-4	5-3	48,013 (3,201) - 34th	Bob Devaney Sports Center
2006-07	10-4	5-3	57,540 (4,110) - 28th	Bob Devaney Sports Center
2007-08	14-2	6-2	59,277 (3,705) - 32nd	Bob Devaney Sports Center
2008-09	11-4	5-3	48,170 (3,211) - 40th	Bob Devaney Sports Center
2009-10	16-0	8-0	118,232 (7,390) - 7th	Bob Devaney Sports Center
2010-11	11-5	3-5	69,324 (4,333) - 21st	Bob Devaney Sports Center
2011-12	13-3	5-3	73,550 (4,597) - 20th	Bob Devaney Sports Center
2012-13	13-4	5-3	89,123 (5,243) - 16th	Bob Devaney Sports Center
2014-15	1-0	0-0	3,321 (3,321)	Bob Devaney Sports Center
Total	389-130 (.750)	146-88 (.624)		
2013-14	16-2	7-1	110,892 (6,161) - 11th	Pinnacle Bank Arena
2014-15	12-3	6-3	90,386 (6,026) - 11th	Pinnacle Bank Arena
2015-16	15-4	6-3	102,682 (5,404) - 12th	Pinnacle Bank Arena
2016-17	7-9	3-5	75,397 (4,712) - 17th	Pinnacle Bank Arena
2017-18	10-6	5-3	70,087 (4,380) - 20th	Pinnacle Bank Arena
2018-19	8-6	4-5	57,418 (4,101) - 22nd	Pinnacle Bank Arena
2019-20	13-4	6-3	74,750 (4,397) - 20th	Pinnacle Bank Arena
2020-21	8-3	6-3	None (COVID-19)	Pinnacle Bank Arena
2021-22	16-1	8-1	76,317 (4,489) - 18th	Pinnacle Bank Arena
2022-23	12-5	4-5	97,938 (5,761) - 13th	Pinnacle Bank Arena
Total	117-43 (.731)	55-32 (.632)	755,867 (5,073)	
Totals	506-173 (.745)	201-122 (.622)	attendance average does not include 11 games in 2020-21	

BOB DEVANEY SPORTS CENTER RECORDS

INDIVIDUAL RECORDS

Points.....	41, Cathy Steen, Grandview
.....at Nebraska, 12/9/85	
FG Attempts.....	31, Chandi Jones, Houston
.....at Nebraska, 11/22/00	
.....31, Angie Johnson, Winnipeg	
.....at Nebraska, 11/13/76	
FG Made.....	17, Jodie Giles, NW Missouri State
.....at Nebraska, 2/17/82	
FG Pct.....	1.000, Carol Russell, Nebraska
.....vs. Oklahoma, 1/26/91 (10-10)	
.....1.000, Barbara Gilmore, Kansas State	
.....at Nebraska, 1/18/83 (10-10)	
.....1.000, Kelsey Griffin, Nebraska	
.....vs. Albany, 12/30/09 (9-9 - also 7-7 FT)	
3FG Attempts.....	18, Amy Stephens, Nebraska
.....vs. Kansas State, 2/11/89	
3FG Made.....	8, Maggie Lucas, Penn State
.....at Nebraska, 3/3/13 (8-13)	
3FG Pct.....	1.000, Kay Kay Hart, Kansas (6-6)
.....at Nebraska, 2/6/91	
FT Attempts.....	18, Kelsey Griffin, Nebraska
.....vs. Missouri, 2/27/10	
.....18, Nicole Kubik, Nebraska	
.....vs. Kansas, 1/16/99	
FT Made.....	17, Kelsey Griffin, Nebraska
.....vs. Missouri, 2/27/10	
FT Pct.....	1.000, Lorri Bauman, Drake
.....at Nebraska, 2/13/82 (15-15)	
Rebounds.....	25, Janet Smith, Nebraska
.....vs. Nebraska-Omaha, 12/19/80	
Assists.....	14, Amy Bauer, Wisconsin
.....at Nebraska, 12/7/90	
Steals.....	9, Nicole Kubik, Nebraska
.....vs. North Texas, 12/20/98	
Blocked Shots.....	9, Danielle Page, Nebraska
.....vs. Baylor, 2/3/07	

TEAM RECORDS

Points.....	118, NU vs. Michigan, 11/28/80
First Half Pts.....	57, NU vs. Creighton, 1/3/90
Second Half Pts.....	67, NU vs. Iowa State, 1/15/83
Combined Pts.....	210, NU vs. Michigan, 11/28/80
.....(NU 118, Michigan 92)	
FG Attempts.....	98, NU vs. Oral Roberts, 12/5/89
FG Made.....	50, NU vs. Pacific Christian, 11/20/81
FG Pct.....	.737, NU vs. Okla. St., 2/10/82
3FG Attempts.....	36, Iowa St. vs. NU, 2/4/01
3FG Made.....	17, NU vs. Vermont, 11/13/10
3FG Pct.....	.800, NU vs. Oklahoma, 2/9/88
FT Attempts.....	54, NU vs. Baylor, 1/12/05
FT Made.....	46, NU vs. Baylor, 1/12/05
FT Pct.....	1.000, NU vs. Iowa St., 1/31/07
.....(16-16)	
Rebounds.....	73, NU vs. UNO, 12/20/85
Assists.....	36, NU vs. Georgia State, 12/7/89
Steals.....	28, NU vs. UNO, 12/20/85
Blocks.....	12, Missouri vs. NU, 1/27/01
Largest Margin of Victory.....	69
.....NU vs. Nicholls State, 12/10/95 (107-38)	
Fewest Points Allowed.....	27
.....NU vs. Texas-Pan American, 12/4/11 (65-27)	
Fewest First Half Points Allowed.....	12
.....NU vs. Missouri, 1/22/97	
Fewest Second Half Points Allowed.....	12
.....NU vs. Vermont, 11/13/10	



Nebraska drew its first sellout crowd for women's basketball with 13,595 fans at the Devaney Center on Feb. 27, 2010. The Huskers, who drew 10 straight crowds of more than 10,000 fans to close 2010, defeated Missouri 67-51.

HUSKERS CELEBRATED FINAL SEASON AT DEVANEY IN 2012-13 NEBRASKA FACED UTAH AT DEVANEY ON NOV. 23, 2014

For 37 seasons (1976-2013) the Nebraska women's basketball team called the Bob Devaney Sports Center home. In 2013-14, the Huskers made a successful move into Pinnacle Bank Arena, tying the school record with 16 home victories while ranking No. 8 nationally in total attendance (110,892). Nebraska made its regular-season debut at the 15,000-seat Pinnacle Bank Arena with a resounding 77-49 victory over Pac-12 power UCLA on Nov. 8, 2013.

Little more than a year later, the Huskers returned to their old home court to face another Pac-12 foe, when Nebraska defeated Utah, 66-43, at the Devaney Center on Nov. 23, 2014. The game against the Utes was the first played by the Huskers on their old home court since the Devaney Center was completely renovated for volleyball prior to the 2013 season.

In Nebraska's final season of women's basketball at the Devaney Center (2012-13), the building featured a seating capacity of 13,595. The nearly \$20 million in renovations at the Devaney Center reduced capacity to 7,907 with standing room approaching nearly 8,500. The Husker volleyball program led the nation in home attendance in 2013 with 8,175 fans per match.

The renovations to the Devaney Center continued with significant upgrades to the outside of the building in 2014. Inside, ceiling trusses have been added to provide an historic feel, while five luxurious suites and large new 10MM video screens have been installed to help create an electric atmosphere.

Although the Huskers no longer compete at the Devaney Center as their permanent home, the team's impressive practice facility, the Hendricks Training Complex, is attached to the Devaney Center. Not only do the Huskers continue to utilize the Devaney Center for summer camps, the building also serves as a host site, along with Pinnacle Bank Arena, for the Nebraska Boys and Girls State Basketball Tournaments.

Named after Nebraska Hall of Fame football coach and athletic director Bob Devaney (1962-93), the Devaney Center opened in the fall of 1976 and is located on NU's Innovation Campus (formerly the Nebraska State Fairgrounds). The building currently houses Nebraska's volleyball, track, swimming, wrestling and gymnastics teams.

In 2009-10, Nebraska ranked seventh nationally with a school-record average home attendance of 7,390 fans per game. The Huskers also led the Big 12 in league games only by averaging 11,383 fans per contest, including seven consecutive crowds of more than 10,000 fans to close the season. NU sold out the Devaney Center for women's basketball with 13,595 on hand for a win over Missouri on Feb. 27, 2010. The Huskers have regularly ranked among the top 30 teams in average attendance, including 16th in 2012-13.

BOB DEVANEY SPORTS CENTER FACTS

Opened (Cost): 1976 (\$13 million)

Old Capacity: 13,595 (2012-13 season)

New Capacity for Volleyball: 7,907 (2013)

First Women's Basketball Game:

Nebraska 72, Winnipeg 62, Nov. 12, 1976

Longest Husker Winning Streak: 29, from 55-52 loss to Montana, Dec. 13, 1986, to 70-64 loss to Iowa State, Feb. 1, 1989

Longest Husker Losing Streak:

9, from 61-58 loss to Texas Pan-American, Jan. 5, 2003, to 70-56 loss to Colorado, March 5, 2003

Most Points: 118 vs. Michigan, 11/28/80

Largest Margin of Victory:

69 vs. Nicholls State, 12/10/95, (107-38)

Largest Margin of Defeat:

33 vs. Creighton, Dec. 10, 1993, (64-97)

NEBRASKA VS. ALL OPPONENTS

Akron (1-0)	11/25/07	75-47	N	W
Alabama (2-1)	12/7/14	51-53	A (12/-) L	
	11/11/13	62-48	H (15/-) W	
	11/16/97	74-66	H (-/11) W	
Alabama A&M (2-0)	11/14/21	88-33	H	W
	11/6/19	68-46	H	W
Alabama-Birmingham (0-1)	12/29/99	74-78	N	L
Albany (1-0)	12/30/09	88-41	H (13/-) W	
Alcorn State (1-0)	11/16/14	83-49	H (16/-) W	
Arizona (3-2)	12/21/00	68-79	N	L
	11/15/98	72-48	H (-/21) W	
	12/7/97	56-68	A (12/11) L	
	11/23/84	103-68	H	W
	1/7/82	79-73	A	W
Arizona State (4-4)	3/17/18	73-62	N	L
	12/28/08	62-58	H (-/24) W	
	11/10/06	60-87	A (-/13) L	
	1/4/94	87-60	A	W
	12/1/92	86-79	H	W
	1/6/82	79-107	A (-/17) L	
	3/6/81	83-88 (OT)	H	L
	11/29/79	71-69	N	W
Arkansas (1-1)	12/18/18	80-84	A	L
	11/16/17	80-69	H	W
Arkansas-Little Rock (1-0)	11/27/09	62-45	N	W
Arkansas-Pine Bluff (5-0)	12/2/17	73-52	H	W
	11/14/15	96-46	H	W
	11/21/13	78-55	H (11/-) W	
	11/12/11	95-43	H	W
	1/2/08	67-39	H	W
Arkansas State (2-2)	12/21/15	79-71	H	W
	12/12/93	86-64	H	W
	11/30/93	59-63	A	L
	3/28/92	70-81	N	L
Auburn (0-2)	12/18/00	55-74	N (-/9) L	
	12/29/88	39-80	N (-/8) L	
Bakersfield (3-0)	12/13/14	54-45	H (12/-) W	
	12/9/08	70-57	H	W
	12/13/07	66-62	A	W
Baylor (6-10)	2/9/11	57-80	H (-/1) L	
	1/17/10	65-56	A (11/9) W	
	2/4/09	71-76	H (-/8) L	
	1/26/08	56-76	A (-/6) L	
	2/3/07	76-67	H (22/13) W	
	2/8/06	69-91	A (-/12) L	
	1/12/05	103-99 (3 OT)	H (-/2) W	
	1/31/04	57-67	A (25/16) L	
	2/5/03	44-69	H	L
	1/30/02	62-74	A (-/10) L	
	2/24/01	57-77	H (-/24) L	
	2/19/00	82-71	A	W
	3/7/00	82-61	N	W
	2/10/99	53-59	H	L
	1/21/98	71-76	A (21/-) L	
	2/19/97	91-73	H	W
Belmont (0-1)	3/18/76	52-77	N	L
Boston College (0-1)	3/17/00	76-93	N (-/17) L	
Boston University (1-0)	12/28/88	68-60	N	W
Bowling Green (1-0)	12/10/94	77-68	H	W
Bradley (1-0)	12/3/97	80-66	H (12/-) W	
Brigham Young (4-3)	3/24/14	76-80	N (13/-) L	
	1/2/01	56-53	A	W
	12/9/99	57-81	H	L
	11/25/94	71-59	H	W
	12/3/93	79-102	N	L
	12/5/87	109-93	N	W
	12/14/85	104-63	N	W
Bucknell (2-0)	11/29/96	88-36	H	W
	12/27/91	88-73	N	W
Buffalo (1-1)	11/23/17	72-82	N	L
	12/6/94	79-66	H	W
Butler (1-0)	11/28/08	67-54	N	W
Cal Poly-Pomona (0-1)	1/14/77	52-59	A	L
California (0-2)	12/4/16	65-86	H	L
	12/12/15	80-87 (OT)	A (-/22) L	
Cal State Fullerton (5-2)	11/17/06	76-62	H	W
	12/11/02	78-60	H	W
	12/29/01	89-55	A	W
	12/30/91	77-67	A	W
	1/4/82	87-91 (OT)	A	L
	12/11/78	59-48	H	W
	1/13/77	46-63	A (-/5) L	
Cal State Northridge (1-0)	1/4/92	85-53	A	W
Central Michigan (2-1)	12/14/96	72-48	H	W
	12/1/89	50-66	A	L
	11/26/83	83-81	H	W
Central Missouri (5-3)	12/14/83	85-77	H	W
	2/5/82	70-77	A	L
	1/21/82	66-64	H	W
	1/23/81	83-65	H	W
	1/7/81	83-73	A	W
	2/15/80	64-74	H	L
	1/26/79	62-67	A	L
	1/3/76	75-47	N	W
Chattanooga (1-1)	3/23/13	73-59	N (24/-) W	
	11/21/79	64-79	A	L
Chicago State (1-0)	12/27/01	70-41	H	W
Cincinnati (1-2)	12/15/02	65-55	H (-/25) W	
	12/11/01	59-81	A	L
	1/5/84	88-92	A	L
Clemson (0-2)	11/30/17	66-67	H	L
	11/24/84	84-99	H	L
Coastal Carolina (1-0)	11/24/17	55-47	N	W
Colgate (2-0)	11/23/01	86-45	N	W
	1/1/95	95-52	H	W
Colorado (28-42)	3/20/21	71-75	N	L
	3/2/11	61-64	H	L
	2/6/11	45-70	A	L
	2/20/10	89-73	H (3/-) W	
	1/30/10	80-64	A (6/-) W	
	3/3/09	75-64	H	W
	1/31/09	73-75	A	L
	3/2/08	63-55	H	W
	2/6/08	80-71	A	W
	2/27/07	90-70	H	W
	2/10/07	54-44	A (21/-) W	
	3/7/06	67-59	N	W
	1/28/06	70-54	H	W
	1/4/06	80-62	A	W
	3/2/05	76-78	A	L
	1/5/04	84-62	H	W
	3/3/04	60-63	H	L
	2/4/04	63-78	A	L
	3/5/03	56-70	H	L
	1/14/03	54-74	A	L
	2/26/02	60-84	H (-/11) L	
	2/6/02	60-95	A (-/13) L	
	2/10/01	65-81	H (-/19) L	
	1/24/01	69-87	A (-/25) L	
	2/9/00	75-78	A	L
	1/26/00	79-66	H	W
	1/23/99	53-70	A (23/-) L	
	1/6/99	90-49	H (20/-) W	
	2/22/98	88-53	H	W
	1/7/98	78-84	A (16/-) L	
	2/5/97	52-73	A	L
	1/4/97	58-65	H	L
	2/14/96	83-75 (2OT)	H (23/18) W	
	1/21/96	61-69	A	L
	2/17/95	76-89	A (-/3) L	
	1/22/95	55-73	H (-/6) L	
	3/6/94	67-77	N (-/3) L	
	2/20/94	61-63	H (-/3) L	
	1/21/94	55-81	A (-/6) L	
	2/21/93	63-71	A (22/4) L	
	1/22/93	62-50	H	W
	3/8/92	66-74	N	L
	2/29/92	63-83	A	L
	1/15/92	75-69	H	W
	2/9/91	69-82	A	L
	1/19/91	68-53	H	W
	2/3/90	74-75	H	L
	1/17/90	57-81	A	L
	2/22/89	63-71	H	L
	1/11/89	53-77	A (-/10) L	
	2/20/88	85-73 (OT)	H	W
	1/30/88	69-84	A	L
	2/7/87	71-91	A	L
	1/17/87	74-72	H	W
	3/4/86	90-96	A	L
	2/25/86	66-68	H	L
	2/1/86	68-80	A	L
	2/13/85	85-60	A	W
	1/23/85	83-90	H	L
	2/25/84	92-67	H	W
	1/28/84	91-77	A	W
	2/12/83	96-89	H	W
	1/22/83	85-89	A	L
	12/10/81	66-87	A	L
	1/17/80	70-85	N	L
	12/8/79	65-62	H	W
	11/25/78	62-63	A	L
	1/6/78	63-61	N	W
	11/6/76	81-80	N	W
	1/31/76	59-53	N	W
Colorado State (1-2)	11/17/16	62-59	H	W
	3/16/96	62-66	N	L
	12/12/81	78-89	A	L
Connecticut (0-3)	12/21/16	41-84	H (-/1) L	
	11/28/15	46-88	A (-/1) L	
	11/21/97	61-71	A (21/6) L	
Creighton (31-17)	11/15/22	51-77	A (22/20) L	
	11/17/21	67-62	H	W
	12/14/20	62-78	A	L
	11/24/19	74-79	H	L
	12/2/18	65-74	A	L
	11/19/17	49-64	H	L
	12/18/16	64-80	A	L
	12/6/15	65-63	H	W
	12/11/14	60-57	A (12/-) W	
	12/14/13	63-38	H (19/-) W	
	12/5/12	57-66	A (25/-) L	
	12/8/11	66-55	H	W
	12/8/10	63-55	A	W
	12/9/09	69-56	H (24/-) W	
	11/17/08	72-67	A	W
	11/30/07	79-65	H	W
	12/19/06	60-57	A	W
	11/21/05	84-50	H	W
	12/18/04	57-58	A	L
	12/21/03	70-62	H	W
	12/1/02	40-55	A	L
	11/18/01	59-56	H	W
	12/3/00	57-66	A	L
	12/12/99	77-69	H	W
	12/6/98	82-74	A (23/-) W	
	11/24/97	80-59	H (14/-) W	
	12/3/96	84-63	A	W
	12/30/95	86-69	H (25/-) W	
	12/28/94	72-79	A	L
	12/10/93	64-97	H	L
	12/19/92	79-58	A (24/-) W	
	11/22/91	75-73	H	W
	1/3/91	80-81 (OT)	A	L
	1/3/90	103-77	H	W
	1/6/89	74-57	N	W
	12/8/87	75-62	H	W
	1/3/87	72-59	H	W
	12/8/86	69-76	A	L
	1/6/86	58-76	A	L
	12/7/85	86-77	H	W
	12/8/84	75-86	A	L
	12/3/83	75-70	H	W
	2/19/81	69-75	A	L
	1/21/81	93-48	H	W
	2/28/80	81-47	H	W
	12/5/75	57-31	A	W
	3/17/75	46-43	A	W
	1/31/75	57-27	H	W
Davidson (1-0)	11/13/09	86-62	H	W
Delta State (1-1)	1/9/86	70-78	A	L
	11/30/82	91-78	H	W
Denver (3-0)	12/15/18	96-71	H	W
	11/24/08	76-55	A	W
	12/30/07	73-38	H	W
DePaul (1-4)	12/20/93	57-65	N	L
	12/13/87	77-60	H	W
	1/6/87	73-90	A	L
	1/3/83	83-87	N	L
	2/28/82	64-84	A	L
Doane (1-0)	3/18/75	89-27	N	W
Drake (12-11)	11/19/22	62-80	A (22/-) L	
	12/19/21	89-68	H	W
	11/7/18	77-83	H	L
	12/9/17	89-84 (2OT)	A	W
	12/6/16	70-84	H	L
	3/16/06	62-59	H	W
	3/18/04	73-60	H	W
	12/5/02	55-63	H	L
	12/16/01	74-88	A	L
	12/2/99	77-88	H	L
	12/3/98	75-72	A (23/-) W	
	12/3/91	62-56	A	W
	12/11/90	84-59	H	W
	12/30/89	67-64	A	W
	12/7/88	71-48	H	W
	12/19/87	76-73 (OT)	A	W
	12/22/86	78-67	H	W
	2/21/82	85-89	A	L
	2/13/82	74-102	H	L
	2/11/81	58-70	H	L
	12/12/80	72-89	A	L
	3/8/80	64-63	N	W
	3/1/80	65-71	H	L
Drexel (1-0)	11/26/21	65-53	N	W

NEBRASKA VS. ALL OPPONENTS

Duke (2-1)	12/4/19	83-79	H	W	12/1/12	60-51	H (21/-) W	1/26/12	60-53	H (19/-) W	1/31/81	79-68	H	W
	12/3/14	60-54	H (12/9) W		11/19/09	88-41	H W	1/8/12	77-72	A (19/-) W	1/16/81	81-82	N	L
	3/31/13	45-53	N (24/5) L		Illinois (19-6)			3/21/05	67-71	H L	1/26/80	84-76	A	W
East Carolina (1-0)	12/30/00	82-63	H	W	2/22/23	90-57	A (-/25) W	12/8/96	73-67	N (-/9) W	1/19/80	93-72	N	W
Eastern Kentucky (2-0)					2/9/23	64-72	H L	12/11/91	59-64	H (-/5) L	2/6/79	69-54	A	W
	11/29/03	78-75	N	W	3/3/22	92-74	N W	12/16/90	46-80	A (-/15) L	1/31/79	59-54	H	W
	1/2/86	80-75 (OT)	H	W	2/12/22	82-63	A W	11/29/89	55-74	H (-/10) L	2/21/78	65-57	A	W
Eastern Washington (1-0)					1/25/21	57-53	A W	12/30/88	67-84	N (-/6) L	1/20/78	55-58	H	L
	12/12/92	94-50	H	W	12/10/20	78-72	H W	12/11/87	58-68	A (19/5) L	1/7/78	59-40	N	W
Evansville (1-0)					2/22/20	80-58	H W	12/2/86	85-74	H (-/11) W	James Madison (2-0)			
	12/8/15	85-40	H	W	1/17/19	77-67	A W	1/9/85	41-62	A L	12/28/92	87-63	N (18/-) W	
Fairleigh Dickinson (1-0)					2/1/18	62-47	H W	12/22/79	67-66	H W	11/24/90	68-44	H	W
	1/4/80	65-55	A	W	1/10/18	80-72	A W	1/13/78	71-63	N W	Kansas (34-51)			
Florida (2-0)					3/1/17	70-79	N L	Iowa State (40-36)			3/23/23	55-64	A	L
	11/17/07	90-63	H	W	1/15/17	59-79	A L	3/8/11	61-69	N L	12/21/22	85-79 (OT)	H (-/20) W	
	12/29/06	81-73	A	W	1/10/16	73-57	H W	1/26/11	66-85	H (-/23) L	12/5/18	58-52	H	W
Florida Atlantic (2-0)					3/5/15	86-71	N W	1/11/11	43-64	A (-/17) L	12/6/17	66-49	A	W
	12/19/17	86-69	H	W	1/29/15	59-57	H (15/-) W	2/17/10	60-50	H (3/13) W	3/18/12	49-57	N (17/-) L	
	11/12/06	93-53	N	W	1/11/15	58-53	A (19/-) W	1/9/10	57-49	A (12/-) W	2/26/11	61-77	A	L
Florida A&M (2-0)					2/27/14	72-65	H (16/-) W	2/18/09	38-61	A (-/21) L	1/16/11	75-61	H	W
	11/25/11	72-64	A	W	1/12/14	75-56	A (16/-) W	1/24/09	48-62	H L	3/3/10	77-52	H (3/-) W	
	1/2/11	73-57	H	W	1/17/13	52-62	H L	3/5/08	55-45	H W	2/10/10	67-60	A (3/-) W	
Florida State (2-1)					1/29/12	67-47	A (19/-) W	1/19/08	82-72	A W	3/12/09	56-61	N	L
	12/8/12	78-77	H (25/24) W		12/9/92	84-67	H W	3/7/07	76-79 (OT)	N L	2/28/09	57-70	A	L
	11/27/11	66-63	A	W	12/14/91	75-56	A W	2/20/07	53-64	A (25/-) L	1/21/09	67-58	H	W
	12/31/82	84-100	N	L	12/30/86	87-100	N (-/18) L	1/31/07	62-49	H (22/-) W	3/11/08	67-73	N	L
Fort Hays State (1-0)					12/13/85	53-89	A L	2/1/06	54-42	H W	2/17/08	61-62	A	L
	12/13/75	71-30	H	W	3/3/82	89-86	H W	1/14/06	57-79	A L	1/12/08	71-51	H	W
Fresno State (1-0)					Illinois-Chicago (1-0)			2/12/05	88-59	H (-/14) W	1/27/07	78-58	H (25/-) W	
	3/22/14	74-55	A (13/-) W		1/5/91	87-56	H W	1/22/05	54-74	A (-/19) L	1/13/07	63-54	A	W
Georgia (0-2)					Illinois State (1-0)			3/9/04	52-63	N L	2/15/06	65-57	A	W
	12/21/95	70-86	N (-/10) L		11/22/96	79-70	A W	2/21/04	66-77	A L	1/7/06	73-61	H	W
	11/25/89	59-74	H (-/4) L		Indiana (6-11)			1/10/04	62-57	H W	2/20/05	53-67	A	L
Georgia Southern (1-0)					1/1/23	62-74 (OT)	A (-/4) L	3/1/03	57-62	A L	1/29/05	59-48	H	W
	11/19/99	113-77	H (24/-) W		2/14/22	72-55	H (-/5) W	1/25/03	53-58	H L	2/28/04	65-61	A	W
Georgia State (1-0)					1/13/22	65-72	A (-/6) L	3/5/02	55-74	N (-/11) L	2/7/04	59-48	H	W
	12/7/89	86-58	H	W	12/20/20	45-81	A (-/15) L	1/26/02	71-82	H (-/14) L	2/19/03	58-62	H	L
Georgia Tech (0-2)					2/27/20	53-81	A (-/22) L	1/5/02	54-88	A (-/4) L	1/29/03	64-67	A	L
	11/30/11	57-73	A	L	2/9/20	53-57	H (-/18) L	2/4/01	70-92	H (-/8) L	2/13/02	77-70	A	W
	3/27/92	68-73	N	L	2/3/19	78-82	H L	1/13/01	46-89	A (-/7) L	1/19/02	73-59	H	W
Gonzaga (1-1)					2/17/18	75-83	A L	3/9/00	48-85	N (-/10) L	2/21/01	49-46	H	W
	3/18/22	55-68	N	L	2/19/17	67-64	H W	2/2/00	76-77	H (-/8) L	1/31/01	73-62	A	W
	11/24/95	87-40	H	W	2/24/16	68-79	H L	1/15/00	66-89	A (-/8) L	3/8/00	80-67	N	W
Grambling State (4-0)					2/7/16	47-59	A L	2/7/99	68-67	H (-/15) W	2/13/00	75-72	H (-/23) W	
	12/29/12	84-39	H	W	2/21/15	67-64	A (21/-) W	1/28/99	58-79	A (-/16) L	1/11/00	81-69	A (-/21) W	
	12/29/05	69-40	H	W	2/16/14	76-61	H (21/-) W	2/28/98	68-60	H (-/22) W	2/13/99	58-63	A (-/21) L	
	11/22/02	63-40	H	W	1/10/13	67-38	A W	2/7/98	69-83	A (25/-) L	1/16/99	82-62	H (24/23) W	
	11/29/91	88-47	H	W	1/5/12	62-48	H (19/-) W	2/23/97	55-57	H L	2/11/98	84-69	H	W
Grandview (4-1)					12/5/10	61-67	A (24/-) L	1/30/97	76-52	A W	1/10/98	74-83	A (16/-) L	
	12/9/85	97-87	H	W	11/26/94	80-83 (OT)	H L	2/23/96	72-69	H W	2/26/97	58-66	A (-/8) L	
	12/3/77	84-81	H	W	Indiana State (1-1)			1/28/96	77-79 (OT)	A L	2/2/97	59-67	H (-/12) L	
	12/10/76	74-43	A	W	12/11/21	78-50	H W	2/26/95	62-51	A W	3/3/96	61-65	N (-/21) L	
	12/2/76	63-49	H	W	12/3/94	76-86	N L	1/29/95	67-54	H W	2/11/96	85-94	A (23/-) L	
	11/15/75	66-78	A	L	InterAmerican (1-0)			2/27/94	84-71	A W	1/12/96	71-74	H	L
Hampton (1-0)					12/21/93	122-46	N W	1/30/94	88-49	H W	2/3/95	62-80	A (-/19) L	
	11/27/04	72-54	N	W	Iowa (15-22)			3/6/93	87-39	N (21/-) W	1/8/95	64-77	H (-/16) L	
High Point (1-0)					2/18/23	60-80	A (-/7) L	2/28/93	89-40	H (21/-) W	2/13/94	56-64	A (-/10) L	
	12/20/14	83-57	H (12/-) W		1/28/23	76-80	H (-/10) L	1/31/93	82-52	A (25/-) W	1/14/94	57-78	H	L
Houston (2-2)					3/5/22	66-83	N (-/12) L	2/23/92	80-61	A W	3/8/93	60-64	N (21/-) L	
	12/18/10	70-79	N	L	1/16/22	83-93	A L	2/12/91	75-77	H L	2/14/93	66-52	H (23/-) W	
	11/22/00	65-53	H	W	1/9/22	86-95	H (-/22) L	1/12/91	81-68	A W	1/15/93	62-69	A	L
	12/1/90	87-77	N	W	3/6/21	75-83	A L	2/24/90	78-84	H L	2/19/92	65-67	A (-/18) L	
	11/26/77	82-87 (OT)	N	L	2/11/21	81-88	H L	1/27/90	68-60	A W	1/25/92	51-54	H (-/22) L	
Houston Christian (1-0)					2/6/20	60-76	A (-/20) L	2/25/89	61-71	A L	3/2/91	53-58	N	L
	11/11/22	79-48	H (22/-) W		12/28/19	78-69	H W	2/1/89	64-70	H L	2/6/91	69-68	H	W
Holy Cross (1-0)					2/25/19	58-74	H (-/12) L	2/27/88	89-72	H W	1/23/91	63-83	A	L
	1/2/94	78-59	H	W	1/3/19	71-77	A (-/19) L	1/14/88	91-87	A W	2/17/90	69-70 (OT)	H	L
Howard (1-0)					1/28/18	92-74	A W	2/11/87	71-65	H W	1/10/90	60-71	A	L
	12/11/92	123-62	H	W	1/16/18	74-65	H (-/20) W	1/21/87	88-70	A W	2/4/89	79-82	A	L
Idaho (1-0)					12/31/16	72-75	A L	2/22/86	74-89	A L	1/18/89	74-59	H	W
	12/4/93	107-74	A	W	12/31/15	68-74	H L	1/25/86	74-79	H L	3/6/88	84-87	N	L
Idaho State (3-0)					3/6/15	65-74	N (-/14) L	2/20/85	88-78	H W	2/17/88	76-72	H	W
	12/6/20	64-51	H	W	2/12/15	61-69	H (22/14) L	1/30/85	74-81	A L	1/23/88	80-64	A	W
					1/26/15	72-78 OT	A (15/20) L	2/19/84	68-67	H W	3/1/87	73-74	N	L
					3/9/14	72-65	N (16/23) W	1/18/84	79-75	A W	2/4/87	74-88	A	L
					2/1/14	80-67	A W	1/29/83	76-85	A L	1/11/87	81-78 (OT)	H	W
					3/8/13	76-61	N (21/-) W	1/15/83	108-80	H W	2/15/86	76-83	A	L
					2/24/13	66-46	H (24/-) W	2/20/82	79-83	A L	1/14/86	64-84	H	L
					2/11/13	76-75	A W	1/16/82	82-62	N W	3/5/85	84-100	A	L
					3/2/12	80-68	N (24/-) W	11/24/81	77-68	H W	2/27/85	86-105	A	L
											2/2/85	79-84	H	L

NEBRASKA VS. ALL OPPONENTS

2/15/84	57-54	H	W	1/18/83	103-104 (OT)	H	(-9) L	1/4/17	49-93	H	(-3) L	2/4/17	69-79 (OT)	H	L
1/25/84	89-98	A	L	1/15/82	57-81	A	L	1/7/16	50-89	A	(-8) L	2/11/16	73-110	A	L
3/10/83	82-94	N	L	1/15/81	72-74	A	(-15) L	2/8/15	47-59	A	(19/5) L	2/24/15	74-50	H	W
3/1/83	84-100	A	L	12/9/80	63-75	H	(-13) L	1/3/15	47-75	H	(12/14) L	12/29/14	69-72	A	(12/-) L
2/5/83	75-85	H	L	12/4/79	75-90	A	L	11/28/12	71-90	H	(21/11) L	3/7/14	80-67	N	(16/-) W
11/21/80	56-88	H	(-9) L	2/13/79	61-75	A	L	3/25/08	64-76	A	(-5) L	1/16/14	88-85 (OT)	H	(18/-) W
3/7/80	67-74	N	(-15) L	1/20/79	68-65	H	W	Massachusetts-Lowell (1-0)				2/3/13	80-56	H	W
2/22/80	57-71	A	(-10) L	12/5/78	71-77	H	L	11/27/13	77-42	H	(10/-) W	1/20/13	84-63	A	W
3/8/79	56-86	N	(-17) L	2/3/78	57-73	H	L	Memphis (1-1)				2/13/12	58-64	A	(16/-) L
2/21/79	59-63	H	(-16) L	12/6/77	50-72	A	(-16) L	12/30/04	82-50	H	W	1/22/12	64-49	H	(20/-) W
1/19/79	61-81	H	L	2/4/77	53-75	A	L	1/14/78	55-82	N	(-19) L	12/5/06	65-74	H	(25/-) W
1/9/79	67-85	A	L	1/22/77	50-60	N	L	Miami (3-1)				12/3/05	70-78	A	(-10) L
12/9/77	71-85	H	L	12/4/76	56-64	H	L	11/23/18	68-82	A	(-24) L	1/7/97	68-47	H	W
1/28/77	59-47	H	W	2/13/76	47-51	A	L	11/17/10	99-85	H	W	11/25/88	90-77	H	W
1/7/77	54-51	N	W	1/8/76	53-62	N	L	12/5/09	76-71	A	W	11/30/84	79-90	A	L
1/9/76	53-45	N	W	2/17/75	31-82	A	L	12/30/82	78-74	A	W	12/20/82	70-81	H	L
2/18/75	45-57	A	L	Kentucky (2-2)				Miami (Ohio) (1-0)				2/29/80	72-59	H	W
Kansas State (33-46)				3/28/10	67-76	N	(4/19) L	11/14/97	88-54	H	W	1/3/79	55-63	A	L
2/19/11	64-69	H	L	3/13/99	92-98	N	L	Michigan (16-9)				11/28/78	59-57	H	W
1/22/11	37-64	A	L	11/29/97	68-59	H	(14/-) W	2/12/23	75-80	A	(-12) L	12/30/77	68-67 (OT)	H	W
3/12/10	63-46	N	(3/-) W	1/4/84	90-86	A	W	12/28/22	59-76	H	(-14) L	Mississippi (1-1)			
3/6/10	82-72	A	(3/-) W	Kent State (3-0)				3/4/22	76-73	N	(-10) W	11/11/07	80-59	H	W
1/23/10	71-56	H	(7/-) W	12/28/98	78-72	N	(19/-) W	1/4/22	79-58	H	(-8) W	11/28/03	66-69	N	L
2/25/09	52-47	H	(-20) W	12/6/95	80-71	A	W	1/7/21	62-64	A	(-15) L	Mississippi College (0-1)			
1/27/09	40-51	A	(-14) L	11/30/94	91-66	H	W	3/5/20	75-81	N	L	1/10/86	74-89	A	L
2/27/08	65-69	A	(-21) L	Lamar (1-0)				1/19/20	74-71	H	W	Mississippi State (1-0)			
1/30/08	75-77	H	(-18) L	12/5/86	62-49	N	W	2/7/19	61-67	A	L	11/26/22	73-65 (OT)	N	W
2/7/07	62-55	A	(21/-) W	La Salle (1-1)				12/28/18	70-56	H	W	Mississippi Valley State (1-0)			
1/17/07	70-63	H	(-25) W	12/29/92	88-92	A	(15/-) L	3/2/18	61-54	N	(-24) W	11/15/11	99-53	H	W
3/24/06	63-77	A	L	3/26/92	79-78	N	W	1/13/18	64-69 (OT)	H	(-23) L	Missouri (41-32)			
2/18/06	64-62 (OT)	H	W	Long Beach State (2-4)				2/23/17	60-88	A	(-25) L	11/10/19	90-85 (OT)	A	W
2/4/06	64-71	A	L	12/12/08	76-44	H	W	1/22/17	51-84	H	L	11/14/16	35-55	H	(-25) L
3/9/05	45-71	N	(-17) L	12/15/07	75-52	A	W	1/24/16	93-81	A	W	2/22/11	76-34	H	W
2/23/05	69-94	H	(-23) L	12/9/88	78-84	A	(-9) L	2/1/15	75-60	H	(15/-) W	2/2/11	60-76	A	L
1/15/05	59-74	A	(-23) L	1/2/82	71-110	A	(-5) L	2/13/14	76-68	A	(21/-) W	2/27/10	67-51	H	(3/-) W
2/14/04	69-89	A	(-9) L	11/30/79	54-67	N	(-9) L	1/29/14	84-51	H	W	2/13/10	82-78	A	(3/-) W
1/24/04	81-63	H	(-9) W	11/25/77	68-98	N	(-20) L	2/21/13	57-39	A	(24/-) W	2/21/09	65-52	H	W
2/12/03	47-64	A	(-5) L	Louisiana-Lafayette (2-0)				2/9/12	52-63	H	(16/-) L	1/17/09	66-67	A	L
1/19/03	54-88	H	(-4) L	12/20/04	81-70	H	W	12/9/06	87-47	H	(25/-) W	2/21/08	73-57	H	W
2/10/02	67-52	H	(-11) W	12/14/03	61-59	H	W	12/17/05	69-49	A	W	2/3/08	73-67	A	W
1/12/02	71-85	A	(-14) L	Louisiana State (1-2)				12/8/95	70-59	H	W	2/17/07	53-65	H	(19/-) L
2/17/01	77-69	A	W	12/20/09	77-63	H	(20/5) W	12/8/94	99-81	A	W	1/20/07	76-66	A	W
1/10/01	67-58	H	W	1/1/09	60-64	A	L	12/29/84	64-54	A	W	3/1/06	75-62	A	W
2/26/00	65-56	H	W	11/25/05	55-74	N	(-3) L	11/28/80	118-92	H	W	1/11/06	58-64	H	(-24) L
1/30/00	68-61	A	W	Louisiana Tech (0-1)				Michigan State (10-6)				2/26/05	65-70 (OT)	H	L
2/24/99	74-63	H	W	1/11/80	64-88	A	(-1) L	3/2/23	64-67	N	L	1/8/05	81-74	A	W
1/13/99	67-79	A	(24/-) L	Louisville (1-3)				2/2/23	71-67	H	W	2/25/04	76-78	H	L
1/17/98	78-47	A	(20/-) W	11/29/18	68-85	A	(-5) L	12/30/21	69-72	A	L	1/14/04	74-69	A	W
1/4/98	80-58	H	(14/-) W	12/20/10	51-65	N	L	1/10/21	68-64	A	(-23) W	2/8/03	53-74	H	L
2/12/97	45-47	A	L	12/29/98	66-77	A	(19/-) L	12/31/19	70-78 (OT)	A	L	1/22/03	53-65	A	L
1/15/97	53-47	H	W	11/29/98	62-61	N	(24/-) W	2/17/19	82-71	H	(-24) W	2/2/02	54-69	H	L
2/9/96	75-81	A	L	Loyola Marymount (1-0)				2/14/18	79-69	A	W	1/15/02	41-67	A	L
1/14/96	61-49	H	W	1/2/92	85-54	A	W	2/26/17	76-74 (OT)	H	W	2/13/01	55-83	A	L
2/5/95	50-53	A	L	Manhattan (1-0)				1/7/17	73-93	A	L	1/27/01	58-65	H	L
1/6/95	70-74	H	L	12/22/19	71-51	H	W	2/14/16	73-66	H	(-17) W	3/2/00	80-66	A	W
2/11/94	76-67	A	W	Maine (1-1)				1/8/15	71-67	A	(19/-) W	1/18/00	80-63	H	W
1/16/94	78-58	H	W	11/9/21	108-50	H	W	3/8/14	86-58	N	(16/19) W	2/2/99	66-74	A	L
2/12/93	69-50	H	(23/-) W	1/6/88	82-89	A	L	2/8/14	76-56	H	(22/24) W	1/3/99	83-67	H	(19/-) W
1/17/93	74-57	A	W	Manitoba (1-0)				1/9/14	57-70	A	(16/-) L	2/17/98	96-91	A	W
2/8/92	76-62	H	W	12/30/79	82-33	A	W	1/24/13	59-54	H	(-25) W	2/4/98	79-61	H	(25/-) W
1/21/92	87-82	A	W	Marist (0-2)				2/23/12	53-73	A	(23/-) L	3/4/97	62-58	N	W
2/16/91	79-69	A	W	12/19/10	60-65	N	L	Midland Lutheran (3-3)				1/22/97	84-46	H	W
1/9/91	71-76	H	L	11/23/07	59-66	N	L	11/16/79	85-54	H	W	1/18/97	82-66	A	W
3/3/90	63-71	N	L	Marquette (1-0)				12/7/78	75-60	H	W	3/2/96	70-64	N	W
2/7/90	58-60	A	L	3/17/05	66-57	A	W	2/11/78	55-72	A	L	2/18/96	92-72	H	W
1/24/90	60-67	H	L	Maryland (1-16)				1/30/76	64-60	H	W	1/19/96	73-68 (OT)	A	W
3/4/89	59-74	N	L	1/22/23	54-69	H	(-11) L	12/10/75	54-56	A	L	2/19/95	82-70	A	W
2/11/89	68-56	H	W	12/4/22	90-67	A	(-20) W	2/7/75	39-46	H	L	1/20/95	75-63	H	W
1/21/89	80-83	A	L	2/6/22	65-80	A	(-17) L	Minnesota (17-13)				2/16/94	77-72	H	W
3/5/88	71-51	N	W	3/11/21	73-83	N	(-7) L	2/15/23	92-95	A	L	1/23/94	84-71	A	W
2/6/88	66-60	A	W	2/14/21	73-95	H	(-9) L	2/20/22	93-70	H	W	2/23/93	65-64	A	(23/-) W
1/20/88	82-72	H	W	1/16/20	69-87	A	(-20) L	12/6/21	70-67	A	W	1/24/93	86-66	H	W
2/14/87	77-57	H	W	2/14/19	63-89	A	(-7) L	3/10/21	72-61	N	W	2/12/92	69-65 (OT)	H	W
1/14/87	76-81	A	L	1/8/19	63-81	H	(-9) L	2/24/21	63-73	A	L	1/18/92	61-51	A	W
3/1/86	63-101	A	L	3/3/18	53-66	N	(-17) L	1/19/21	71-76	H	L	2/20/91	87-60	H	W
2/4/86	73-70	H	W	2/25/18	75-77	A	(-13) L	1/30/20	61-67	A	L	1/30/91	76-67	A	W
2/16/85	76-87	A	L	2/4/18	57-64	H	(-11) L	1/4/20	72-58	H	(-24) W	2/10/90	60-64	H	L
1/16/85	74-67	H	W					1/20/19	63-57	H	(-23) W	1/13/90	62-67	A	L
2/28/84	76-91	H	(-11) L					12/31/17	79-74	A	W	2/18/89	86-81	H	W
2/4/84	75-95	A	(-11) L									1/29/89	75-84	A	L
2/1/83	73-100	A	L												

NEBRASKA VS. ALL OPPONENTS

2/13/88	74-78	A	L	12/10/95	107-38	H	W	2/16/12	51-63	H	(16/-) L	2/18/86	75-102	H	(-/16) L
1/16/88	84-79	H	W	North Carolina (1-1)				12/16/06	73-58	H	W	1/29/86	71-88	A	(-/14) L
2/17/87	81-87	A	L	12/4/13	62-75	A	(15/18) L	12/10/05	80-50	A	W	3/2/85	102-99	H	W
1/28/87	88-78	H	W	12/20/95	81-75	N	(-/22) W	12/5/92	83-71	A	W	2/6/85	74-86	A	L
2/8/86	55-81	A	L	North Carolina A&T (1-0)				2/27/82	64-89	A	L	3/3/84	79-97	A	L
1/18/86	74-68	H	W	11/9/12	68-50	H	(18/-) W	11/29/80	65-64	H	W	2/8/84	85-96	H	L
2/23/85	69-85	A	L	North Carolina Central (2-0)				Northwestern State (1-0)				2/18/83	85-107	A	L
1/26/85	93-79	H	W	11/20/21	113-58	H	W	11/28/94	70-57	H	W	1/12/83	85-78	H	W
2/11/84	78-108	A	(-/12) L	11/21/15	88-47	H	W	Notre Dame (1-1)				12/15/79	68-44	H	W
1/21/84	71-92	H	(-/11) L	North Carolina State (3-1)				11/14/04	57-73	A	(-/10) L	1/18/79	82-60	H	W
2/26/83	69-83	H	(-/17) L	12/3/15	88-67	H	W	2/25/82	98-88 (2OT)	A	W	1/13/79	71-63	A	W
2/9/83	54-62	A	(-/17) L	12/28/06	94-74	N	W	Oakland (1-0)				1/5/78	59-60	N	L
2/6/82	68-72	A	L	11/26/04	45-55	N	L	11/17/00	91-59	H	W	Oklahoma State (32-26)			
1/23/82	58-68	H	L	3/19/76	72-69	N	W	Occidental (1-0)				2/12/11	57-80	A	L
3/12/81	70-85	N	L	North Florida (1-0)				1/10/77	85-32	A	W	2/3/10	88-67	H	(4/10) W
2/13/81	74-63	H	W	11/16/15	91-46	H	W	Ohio (1-0)				3/7/09	82-74	A	W
2/6/81	80-83	A	L	North Texas (1-0)				12/13/91	77-68	N	W	2/10/08	81-92	H	(-/17) L
3/6/80	74-73	N	W	12/20/98	85-67	H	(20/-) W	Ohio State (9-13)				2/24/07	60-63	A	(25/-) L
2/6/80	64-65	A	L	Northeastern Illinois (1-0)				1/14/23	67-76	H	(-/3) L	2/21/06	81-56	H	W
2/19/79	68-61	H	W	1/12/85	94-47	H	W	2/10/22	70-80	A	(-/21) L	3/8/05	60-45	N	W
1/21/78	48-77	A	(-/16) L	Northeastern (1-0)				1/16/21	63-55	H	(-/15) W	2/1/05	73-71	H	W
2/18/77	60-82	N	L	12/2/89	70-56	N	W	2/19/20	52-65	A	L	2/11/04	64-41	H	W
1/21/77	67-61	N	W	Northern Arizona (4-0)				2/2/20	74-80 (OT)	H	L	2/1/03	73-59	A	W
Missouri-Kansas City (5-1)				12/19/15	90-67	H	W	12/31/18	78-69	A	W	2/20/02	66-72	H	L
11/14/17	80-60	H	W	12/19/15	90-67	H	W	12/28/17	61-73	H	(-/12) L	2/28/01	66-77	A	L
1/4/89	65-50	H	W	11/16/12	77-55	H	(15/-) W	2/16/17	69-87	H	(-/12) L	2/22/00	75-71 (OT)	H	W
1/11/88	93-82	H	W	12/10/11	97-88 (2OT)	A	W	1/29/17	75-95	A	(-15) L	2/27/99	60-57	A	W
11/30/87	96-79	A	W	12/31/05	70-56	H	W	2/18/16	70-96	A	(-/5) L	3/4/98	69-83	N	(25/-) L
12/3/85	85-84	A	W	Northern Colorado (5-0)				3/1/15	60-78	H	L	1/31/98	77-47	H	W
12/7/83	79-81 (OT)	H	L	11/30/14	63-56	H	(15/-) W	2/20/14	67-59	A	(17/-) W	3/1/97	57-64	A	L
Missouri-St. Louis (2-0)				12/11/10	66-53	H	W	2/14/13	58-39	H	W	2/2/96	53-43	H	(-/19) W
1/6/77	71-57	N	W	11/19/04	89-46	H	W	1/31/13	62-53	A	W	1/7/96	63-72	A	(-/20) L
11/26/76	64-45	N	W	11/24/78	81-40	A	W	3/3/12	77-62	N	(24/14) W	2/10/95	57-70	H	L
Missouri State (3-1)				11/20/76	73-51	N	W	2/26/12	71-57	H	(23/8) W	1/15/95	52-69	A	L
3/15/23	74-65	H	W	Northern Illinois (2-2)				1/19/12	68-82	A	(20/10) L	2/6/94	75-81	H	L
12/8/93	57-71	A	L	12/13/09	69-44	H	(24/-) W	12/6/08	65-69	H	(-/18) L	1/7/94	56-67	A	L
2/2/93	88-84	H	(22/-) W	12/30/97	95-57	H	(14/-) W	12/22/07	74-86	A	(-/18) L	3/7/93	66-64	N	(21/-) W
10/20/76	74-64	H	W	12/5/90	84-87	A	(-/18) L	12/11/04	61-86	A	(-/10) L	2/7/93	58-64	A	(22/21) L
Missouri Western (1-0)				1/6/90	69-93	H	L	12/12/03	60-55	H	(-/13) W	1/8/93	69-77	H	(22/-) L
12/8/78	82-55	A	W	Northern Iowa (7-1)				12/2/90	63-54	A	W	3/7/92	75-73	N	W
Montana (2-2)				3/19/23	77-57	H	W	Oklahoma (23-27)				2/26/92	95-58	H	W
11/26/99	70-58	A	W	3/17/16	62-64	H	L	1/8/11	50-70	H	(-/19) L	2/1/92	57-69	A	L
12/12/98	78-46	H	(19/-) W	3/21/10	83-44	N	(4/-) W	2/24/10	80-64	A	(3/11) W	2/3/91	46-68	A	L
12/3/88	61-79	A	L	11/24/01	80-74	N	W	1/10/09	56-77	H	(-/4) L	1/16/91	67-74	H	(-/24) W
12/13/86	52-55	H	(-/19) L	12/18/94	87-56	H	W	1/16/08	72-80	A	(-/11) L	2/14/90	64-95	A	L
Montana State (2-0)				12/28/93	79-65	A	W	1/6/07	69-77	H	(-/8) L	1/20/90	61-65	H	L
12/1/95	69-54	N	W	12/14/90	71-56	A	W	2/26/06	45-73	A	(-/9) L	2/15/89	67-98	A	L
11/29/86	81-60	H	W	12/28/89	80-48	H	W	2/6/05	70-51	H	W	1/14/89	67-66	H	W
Morgan State (1-0)				Northwest Missouri State (9-3)				1/7/04	51-70	A	(-/15) L	2/24/88	80-96	A	L
11/14/19	78-55	H	W	2/17/82	102-83	H	W	3/11/03	51-71	N	L	2/3/88	67-61	H	W
Morningside (2-0)				2/17/81	69-58	A	W	1/11/03	43-57	H	(-/25) L	2/28/87	83-69	N	W
12/11/82	82-56	H	W	1/28/81	74-63	H	W	2/16/02	47-81	A	(-/4) L	2/24/87	74-97	A	L
12/19/81	76-56	H	W	2/21/80	59-55	A	W	2/7/01	62-84	H	(-/10) L	1/31/87	75-61	H	W
Nebraska-Kearney (6-0)				1/23/80	72-67	H	W	2/5/00	69-91	A	(-/22) L	2/11/86	66-48	H	W
12/8/82	93-78	N	W	2/10/79	69-57	H	W	1/30/99	85-62	H	W	1/22/86	75-70	A	W
2/17/76	78-53	N	W	1/16/79	60-53	A	W	1/24/98	101-72	A	W	2/9/85	64-66	H	L
12/2/75	61-59	H	W	1/18/78	54-78	A	L	1/26/97	87-59	H	W	1/19/85	80-94	A	L
3/21/75	76-57	N	W	12/14/76	64-61	H	W	2/4/96	71-52	H	W	3/8/84	82-84	N	L
1/28/75	59-39	A	W	11/27/76	57-65	N	L	1/5/96	79-58	A	W	2/22/84	78-87	A	L
11/25/74	60-59	H	W	3/6/76	61-60 (OT)	N	W	3/4/95	67-77	N	(-/25) L	2/1/84	85-73	H	W
Nebraska Wesleyan (1-0)				2/7/76	62-63	H	L	2/11/95	83-85	H	(-/24) L	3/5/83	96-75	H	W
1/22/75	112-25	H	W	Northwestern (15-8)				1/13/95	62-63	A	L	2/19/83	101-89	A	W
New Mexico (3-4)				2/26/23	80-64	H	W	3/5/94	73-56	N	W	2/10/82	92-85	H	W
3/25/09	43-54	A	L	2/6/23	78-66	A	W	2/4/94	82-76	H	W	1/14/82	90-63	N	W
11/29/08	55-76	A	L	2/27/22	73-59	H	W	1/9/94	78-79	A	L	1/17/81	87-84	N	W
11/13/06	66-59	N	(-/18) W	2/17/21	71-64	A	(-/24) W	2/5/93	97-83	A	(22/-) W	1/2/81	76-72	A	W
3/13/98	76-59	N	W	12/31/20	65-63	H	W	1/10/93	87-78	H	(22/-) W	2/2/80	74-70	H	W
1/4/85	79-85	A	L	2/16/20	56-60	A	(-/19) L	2/15/92	89-92	A	L	1/18/80	64-69	N	L
12/6/80	88-63	N	W	2/21/19	71-64	A	W	1/29/92	97-65	H	W	1/12/79	60-48	A	W
12/1/79	56-74	N	L	1/24/19	54-58	H	L	2/24/91	72-75	A	L	1/19/77	80-57	N	W
New Mexico State (2-0)				1/7/18	69-59	A	W	1/26/91	95-67	H	W	2/12/76	62-58	N	W
12/10/88	83-66	N	W	12/28/16	58-62	H	L	2/21/90	77-102	A	L	Old Dominion (0-1)			
12/22/83	84-68	H	W	2/28/16	76-67	H	W	1/31/90	88-81	H	W	3/15/98	60-75	A	(-/2) L
New Orleans (2-0)				1/3/16	62-85	A	(-/14) L	2/8/89	85-76	H	W	Omaha (17-9)			
12/22/02	73-62	H	W	2/18/15	51-59	A	(21/-) L	1/25/89	65-68	A	L	11/7/22	100-36	H	W
12/2/01	87-58	A	W	1/26/14	59-63	A	(21/-) L	2/9/88	92-74	H	W	11/22/16	66-58	H	W
Nicholls State (2-0)				1/2/14	66-65	H	(18/-) W	1/27/88	94-82	A	W	11/26/10	80-44	H	W
12/21/06	80-42	H	W	2/7/13	55-50	A	W	2/21/87	97-89	H	W	12/20/86	74-76	A	L
				3/1/12	88-56	N	(24/-) W	1/24/87	81-97	A	L	12/20/85	84-60	H	W
												12/19/80	74-64	H	W

NEBRASKA VS. ALL OPPONENTS

1/30/80	62-66	H	L
12/14/79	77-59	A	W
2/28/79	73-59	H	W
2/23/79	48-50	H	L
1/23/79	59-49	A	W
2/23/78	64-75	N	L
2/15/78	56-48	H	W
1/25/78	49-65	A	L
2/25/77	54-74	N	L
2/21/77	73-57	H	W
2/16/77	36-52	A	L
1/27/77	75-52	H	W
1/8/77	54-41	N	W
12/17/76	62-56	A	W
2/20/76	73-59	N	W
1/28/76	66-55	A	W
1/14/76	52-46	H	W
3/19/75	71-54	N	W
1/17/75	47-48	A	L
12/4/74	41-47	H	L
Oral Roberts (8-0)			
12/4/20	90-61	H	W
12/14/19	77-67	H	W
12/29/13	89-53	H (18/-)	W
12/20/12	80-67	H	W
12/2/08	70-51	H	W
12/31/90	95-62	H	W
12/5/89	110-61	H	W
11/27/87	100-87	H	W
Oregon (0-1)			
1/3/85	67-73	A	L
Oregon State (0-3)			
3/22/04	67-75	H	L
12/2/95	65-89	A (-/17)	L
12/5/80	71-84	N	L
Pacific (1-0)			
12/6/96	82-55	N	W
Pacific Christian (1-0)			
11/20/81	110-73	H	W
Penn State (11-8)			
1/11/23	80-51	H	W
2/17/22	76-83	A	L
2/3/22	76-61	H	W
2/21/21	87-72	H	W
2/4/21	74-85	A	L
2/13/20	75-58	H	W
3/2/19	79-74	A	W
2/22/18	59-51	H	W
1/19/17	69-86	A	L
2/2/16	87-69	H	W
1/13/16	83-78	A	W
1/15/15	73-45	H (17/-)	W
2/24/14	94-74	H (16/8)	W
3/3/13	67-82	H (20/7)	L
1/13/13	58-80	A (-/8)	L
1/15/12	73-93	H (15/-)	L
12/30/11	71-63	A (23/16)	W
12/30/02	64-83	N (-/15)	L
1/2/93	66-102	A (15/-)	L
Pepperdine (3-1)			
11/15/14	100-65	H (16/-)	W
11/27/93	68-50	H	W
12/28/91	63-65	A	L
1/11/84	102-89	A	W
Prairie View A&M (1-0)			
11/11/21	102-47	H	W
Princeton (2-0)			
11/23/03	75-61	H	W
11/26/93	68-51	H	W
Puerto Rico-Mayaguez (1-0)			
12/19/00	99-43	A	W
Purdue (8-10)			
1/18/23	71-64	A	W
1/30/22	81-66	H	W
12/23/20	72-83	A	L
1/22/20	68-76	H	L
3/7/19	71-75	N	L
2/10/19	67-61	H	W
1/31/19	84-64	A	W

1/24/18	75-51	H	W
1/26/17	45-88	A	L
2/21/16	50-68	H	L
1/20/16	62-61	A	W
1/19/15	69-59	H (16/-)	W
3/2/14	66-82	A (16/19)	L
1/19/14	75-77	H (18/22)	L
3/9/13	64-77	N (21/-)	L
1/5/13	66-69 (OT)	H (25/14)	L
3/4/12	70-74 (2OT)	N (24/21)	L
2/2/12	93-89 (3OT)	A (16/15)	W
Queen's University (0-1)			
1/2/80	63-64	A	L
Radford (1-0)			
11/25/18	77-39	N	W
Rice (3-0)			
12/30/03	59-56	A	W
11/24/02	71-56	H	W
11/30/91	85-68	H	W
Robert Morris (2-0)			
12/2/07	79-65	H	W
11/29/90	95-50	A	W
Rutgers (5-7)			
1/7/23	45-57	A	L
2/1/22	50-38	H	W
2/7/21	62-78	A	L
1/3/21	53-50	H	W
1/12/20	65-69	A	L
1/13/19	56-62	H	L
1/21/18	52-42	A (-/25)	W
1/10/17	62-58	H	W
3/3/16	63-66	N	L
1/30/16	56-66	A	L
1/16/16	65-54	H	W
2/5/15	43-46	A (19/21)	L
Sacred Heart (1-0)			
11/30/19	72-49	N	W
St. Bonaventure (1-0)			
1/3/04	69-62	H	W
St. Cloud State (1-0)			
3/4/76	74-59	N	W
St. John's (2-0)			
11/28/98	85-66	N (24/-)	W
1/3/80	73-68	A	W
St. Louis (5-1)			
11/30/96	93-54	H	W
11/24/89	65-36	H	W
1/9/88	91-55	H	W
1/30/82	71-78	A	L
2/21/81	68-64	H	W
1/10/81	78-72	A	W

St. Mary's (Calif.) (2-0)			
11/20/10	64-63	H	W
11/28/09	84-73	A	W
St. Peter's (1-0)			
12/10/00	83-70	H	W
Samford (1-0)			
12/10/22	71-46	H	W
Sam Houston State (3-0)			
11/20/12	85-72	H (23/-)	W
11/28/95	88-65	H	W
11/23/90	90-51	H	W
San Diego (3-0)			
11/27/21	64-56	A	W
12/28/02	62-61	A	W
3/17/93	81-58	H (22/-)	W
San Jose State (3-0)			
12/8/18	96-63	H	W
12/17/17	81-55	A	W
12/9/16	83-61	H	W
Savannah State (1-0)			
11/21/11	70-50	H	W
Simpson College (2-0)			
11/19/77	81-55	H	W
12/11/76	64-60	A	W
South Alabama (2-0)			
11/13/98	96-39	H	W
12/19/95	83-64	N	W
South Carolina (1-0)			
12/4/92	63-51	N	W
South Dakota (10-1)			
12/21/13	87-53	H (19/-)	W
12/3/09	77-38	H	W
12/12/84	94-56	H	W
12/5/81	94-76	H	W
2/14/81	85-87 (OT)	A	L
1/30/81	72-60	H	W
2/19/80	82-52	H	W
12/12/79	88-59	A	W
2/26/79	78-56	H	W
2/3/76	61-47	A	W
3/14/75	98-26	H	W
South Dakota State (2-2)			
11/18/12	55-60	A (15/-)	L
12/21/11	80-71	H (24/-)	W
11/19/05	49-68	H	L
12/30/78	94-39	H	W
South Florida (3-0)			
12/16/12	62-52	A	W
12/30/10	78-59	H	W
11/25/83	91-50	H	W

Southeastern Louisiana (2-0)			
12/1/04	82-35	H	W
11/25/00	83-59	H	W
Southern (3-0)			
11/20/19	73-39	H	W
11/23/15	89-38	H	W
11/24/13	87-64	H (11/-)	W
Southern Illinois (1-0)			
11/16/01	88-47	H	W
Southern Illinois Edwardsville (2-0)			
11/17/19	63-49	H	W
11/11/17	62-53	H	W
Southern Utah (3-0)			
11/22/08	65-57	H	W
11/26/96	82-51	H	W
1/28/94	85-73	H	W
Stanford (0-2)			
12/29/86	65-68	A	L
1/7/83	70-81	N	L
Stetson (1-0)			
11/28/97	82-42	H (14/-)	W
Syracuse (0-1)			
3/20/15	69-72	N	L
Tarkio (2-1)			
2/8/78	60-54	H	W
2/19/77	40-61	A	L
12/6/75	58-46	H	W
Tarleton (1-0)			
11/22/22	71-53	H	W
Temple (1-1)			
11/11/12	64-39	H (18/-)	W
3/18/07	61-64	N	L
Temple JC (0-2)			
1/12/78	69-82	N	L
11/19/76	54-62	N	L
Tennessee (0-2)			
12/1/84	58-77	N (-/12)	L
1/7/80	42-82	A (-/5)	L
Tennessee-Martin (2-0)			
3/19/21	72-46	N	W
12/7/04	69-60	H	W
Tennessee Tech (1-1)			
1/8/80	73-60	A	W
11/22/79	68-77	A	L
Texas (6-14)			
2/15/11	55-67	A	L
1/12/10	91-79	H (11/19)	W
1/14/09	60-74	A (-/16)	L
1/9/08	56-45	H (-/15)	W
1/3/07	79-75	A	W
1/18/06	62-80	H	L
2/9/05	53-83	A (-/17)	L
1/28/04	59-82	H (25/3)	L
2/22/03	54-86	A (-/10)	L
1/2/02	54-61	H (-/21)	L
3/6/01	60-77	N	L
1/20/01	48-62	A (-/17)	L
1/8/00	68-72	H	L
3/3/99	60-55	N	W
1/9/99	75-80	A (20/-)	L
1/28/98	87-75	H	W
3/5/97	68-74	N (-/12)	L
2/17/97	70-71 (OT)	A (-/9)	L
12/5/82	78-68	H (-/10)	W
2/28/81	63-95	A (-/11)	L
Texas A&M (15-9)			
3/25/13	74-63	A (24/9)	W
3/5/11	49-84	A (-/5)	L
3/13/10	70-80	N (3/11)	L
2/6/10	71-60	H (4/12)	W
2/8/09	43-86	A (-/10)	L
1/23/08	73-60	H (-/21)	W
1/24/07	65-66	A (25/21)	L
3/8/06	64-73	N (-/22)	L
2/11/06	50-69	H (-/24)	L
2/16/05	73-59	A	W
1/17/04	65-48	H	W



Alexis Markowski erupted for 24 points and 18 rebounds in Nebraska's first-ever meeting with Tarleton (Nov. 22, 2022).

NEBRASKA VS. ALL OPPONENTS

2/15/03	54-69	A	L
1/9/02	77-73	H	W
1/7/01	65-67	A	L
1/22/00	74-71	H	W
3/2/99	82-71	N	W
2/17/99	62-54	A	W
1/14/98	88-74	H (20/-)	W
1/11/97	75-65	A	W
11/28/87	95-85	H	W
12/6/86	83-79	A	W
12/30/85	81-83 (OT)	A	L
12/10/83	92-86	H	W
2/27/81	71-64	A	W

Texas A&M-Corpus Christi (3-0)

11/25/22	73-44	N	W
11/27/05	76-64	N	W
12/8/01	76-58	H	W

Texas-Arlington (1-0)

12/6/03	81-59	H	W
---------	-------	---	---

Texas-El Paso (1-1)

12/20/09	53-63	A	L
11/9/07	81-74	H	W

Texas-Pan American (2-1)

12/4/11	65-27	H	W
11/28/06	77-37	H	W
1/5/03	58-61	H	L

Texas Rio Grande Valley (1-0)

11/12/16	71-53	H	W
----------	-------	---	---

Texas Southern (3-0)

12/7/05	93-68	H	W
12/9/02	71-48	H	W
11/29/01	87-51	H	W

Texas State (2-0)

12/20/05	96-47	H	W
12/21/96	75-46	H	W

Texas Tech (5-13)

1/29/11	56-53	H	W
1/27/10	89-47	A (6/-)	W
2/14/09	62-56	H	W
2/24/08	56-65	A	L
2/14/07	69-70	H (19/-)	L
1/21/06	59-61	A	L
1/19/05	58-68	H (-/10)	L
1/21/04	55-68	A (-/3)	L
2/26/03	35-50	H (-/7)	L
2/23/02	57-99	A (-/17)	L
1/17/01	50-66	H (-/9)	L
2/16/00	62-66	A (-/12)	L
3/4/99	59-77	N (-/9)	L
2/21/99	62-75	H (-/11)	L
2/25/98	62-87	A (-/5)	L
2/9/97	62-57	H (-/13)	W
12/29/85	71-92	A	L
12/22/84	80-74	H (-/14)	W

Troy (1-0)

12/8/98	108-54	H (19/-)	W
---------	--------	----------	---

Tulane (0-1)

11/25/01	78-84	N	L
----------	-------	---	---

Tulsa (1-0)

11/28/86	88-41	H	W
----------	-------	---	---

UC Irvine (1-0)

11/24/06	80-66	A	W
----------	-------	---	---

UCLA (3-4)

11/28/14	71-66	A (15/-)	W
11/8/13	77-49	H (17/-)	W
3/23/10	83-70	N (4/22)	W
11/27/98	67-85	N (24/12)	L
1/10/84	54-84	A	L
2/3/79	63-72	H (-/14)	L
1/11/77	53-68	A (-/11)	L

UC Santa Barbara (3-1)

11/19/00	69-61	H (-/25)	W
1/3/00	66-75	A (-/22)	L
1/8/84	97-84	A	W
1/8/83	83-67	N	W



Jaz Shelley pumped in 31 points on seven three-pointers to lead Nebraska to its sixth consecutive win over Wisconsin (Dec. 7, 2022).

UNLV (2-4)

11/30/10	65-41	H (24/-)	W
11/15/09	73-51	A	W
1/20/83	86-94	H	L
12/30/81	64-72	A	L
1/30/78	74-92	H	L
1/15/77	72-96	A (-/9)	L

USC (5-3)

11/29/19	67-54	N	W
11/23/12	74-65	A (23/-)	W
11/18/11	68-50	H (-/23)	W
12/8/07	87-69	H	W
11/26/06	72-65	A	W
3/21/93	60-78	A (22/15)	L
3/19/88	82-100	N (-/14)	L
1/12/77	70-72 (OT)	A	L

USC Upstate (1-0)

11/11/18	87-64	H	W
----------	-------	---	---

U.S. International (1-0)

12/2/88	97-63	N	W
---------	-------	---	---

Utah (2-2)

11/23/14	66-43	H* (16/-)	W
11/15/13	75-69	A (15/-)	W
11/24/07	44-56	N	L
12/2/78	52-56	A	L

*played at Devaney Center

Utah State (1-0)

12/8/13	95-75	H (16/-)	W
---------	-------	----------	---

Valdosta State (0-1)

11/23/79	74-82	N	L
----------	-------	---	---

Vermont (3-0)

12/18/11	94-41	H (25/-)	W
11/13/10	95-38	H	W
1/4/10	94-50	A (12/-)	W

Virginia (0-1)

11/26/16	51-73	N	L
----------	-------	---	---

Virginia Tech (0-2)

12/1/22	54-85	A (-/9)	L
12/1/16	67-76	A	L

Wake Forest (1-0)

12/1/21	86-60	A	W
---------	-------	---	---

Washburn (1-0)

11/23/85	83-64	H	W
----------	-------	---	---

Washington (2-2)

12/6/00	57-69	A	L
12/6/99	89-86	H	W
12/30/84	70-101	N	L
12/4/82	98-81	H	W

Washington State (5-4)

11/16/18	84-87 (2OT)	A	L
12/22/17	61-73	H	L
11/25/16	65-79	N	L
11/19/14	82-61	A (16/-)	W
11/30/13	72-76	H (10/-)	L
11/22/10	87-79	A	W
11/22/09	107-54	H	W
11/22/04	78-61	H	W
12/4/03	64-56	A	W

Wayland Baptist (0-2)

12/4/81	70-80	H	L
11/24/77	60-97	A (-/3)	L

Wayne State (5-5)

1/28/79	95-42	H	W
12/16/78	93-35	A	W
12/12/77	71-69	H	W
12/7/76	60-67	A	L
2/23/76	58-55 (OT)	N	W
2/22/76	51-60	N	L
2/21/76	71-66 (OT)	N	W
1/23/76	53-68	A	L
3/20/75	58-74	N	L
1/24/75	44-72	A	L

Weber State (6-0)

11/14/08	96-47	H	W
12/6/01	89-63	H	W
11/25/95	78-63	H	W
12/4/80	96-92	N	W
11/17/79	83-68	H	W
12/1/78	80-75	N	W

West Texas State (1-0)

3/20/76	67-52	N	W
---------	-------	---	---

Western Illinois (1-0)

11/12/04	74-71	H	W
----------	-------	---	---

Western Kentucky (1-0)

11/20/97	84-70	N (21/16)	W
----------	-------	-----------	---

Wichita State (7-0)

12/5/97	71-69	N (12/-)	W
12/15/89	82-72	A	W
12/18/88	86-61	H	W
12/13/78	81-54	H	W
2/17/78	61-38	A	W
2/5/77	55-46	H	W
11/28/76	57-48	N	W

William Penn (1-1)

1/29/82	95-74	H	W
3/5/76	44-50	N	L

William Woods (1-0)

11/18/78	61-46	H	W
----------	-------	---	---

Winnipeg (1-3)

11/12/77	79-105	A	L
11/11/77	57-76	A	L
11/13/76	53-56	H	L
11/12/76	72-62	H	W

Wisconsin (15-7)

12/7/22	82-54	H	W
2/23/22	80-70	A	W
1/27/22	77-44	H	W
1/28/21	84-68	H	W
1/25/20	72-71	A	W
1/9/20	65-50	H	W
2/11/18	51-48	H	W
1/27/18	69-70	A	L
2/9/17	56-82	A	L
1/27/16	75-62	H	W
2/15/15	70-63	H	W
1/22/15	89-72	A	W
2/5/14	71-70 (OT)	A (22/-)	W
2/28/13	55-53	A (20/-)	W
1/2/13	70-52	H (25/-)	W
2/19/12	68-59	H (16/-)	W
1/12/12	75-69	A (15/-)	W
11/29/00	64-74	A (-/18)	L
11/21/99	85-92 (OT)	H (24/-)	L
12/7/90	74-80 (OT)	H	L
12/12/89	67-77	A	L
1/5/79	74-79	A	L

Wisconsin-Green Bay (4-1)

12/12/97	76-60	A (13/-)	W
1/5/93	81-78	A (22/-)	W
12/8/91	68-71	A	L
11/26/88	63-57	H	W
12/6/87	73-62	A	W

Wisconsin-Milwaukee (2-1)

11/21/98	78-51	H (23/-)	W
12/13/97	76-88	A (-/13)	L
12/4/94	80-46	N	W

Wofford (1-0)

11/21/03	104-46	H	W
----------	--------	---	---

Wyoming (9-0)

12/18/22	66-39	H	W
12/22/21	72-61	H	W
3/22/06	72-67	A	W
12/19/99	89-74	A	W
12/20/97	92-41	H (16/-)	W
1/29/84	82-61	A	W
12/18/82	92-84	H	W
11/21/81	94-73	N	W
11/18/76	81-35	N	W

Xavier (1-0)

3/23/08	61-58	N	W
---------	-------	---	---

Yale (1-0)

12/30/99	75-45	N	W
----------	-------	---	---

YEAR-BY-YEAR RESULTS

1974-75

RECORD: 9-7

HEAD COACH: JAN CALLAHAN

Nov. 25 Kearney State.....	W, 60-59
Dec. 4 Nebraska-Omaha.....	L, 41-47
Jan. 17@Nebraska-Omaha.....	L, 47-48
Jan. 22 Nebraska Wesleyan.....	W, 112-25
Jan. 24@Wayne State.....	L, 44-72
Jan. 28@Kearney State.....	W, 59-39
Jan. 31 Creighton.....	W, 57-27
Feb. 7 Midland Lutheran.....	L, 39-46
Feb. 17@Kansas State.....	L, 31-82
Feb. 18@Kansas.....	L, 45-57
March 14 South Dakota.....	W, 98-26
March 17@Creighton.....	W, 46-43
March 18*Doane.....	W, 89-27
March 19*Nebraska-Omaha.....	W, 71-54
March 20*Wayne State.....	L, 58-74
March 21*Kearney State.....	W, 76-57

*-Neutral site

1975-76

RECORD: 21-9

BIG EIGHT TOURNAMENT: 3RD

HEAD COACH: GEORGE NICODEMUS

Nov. 15@Grandview.....	L, 66-78
Dec. 2 Kearney State.....	W, 61-59
Dec. 5@Creighton.....	W, 57-31
Dec. 6 Tarkio.....	W, 58-46
Dec. 10@Midland Lutheran.....	L, 54-56
Dec. 13 Fort Hays State.....	W, 71-30
Jan. 3*Central Missouri.....	W, 75-47
Jan. 8*Kansas State.....	L, 53-62
Jan. 9*Kansas.....	W, 53-45
Jan. 14 Nebraska-Omaha.....	W, 52-46
Jan. 23@Wayne State.....	L, 53-68
Jan. 28@Nebraska-Omaha.....	W, 66-55
Jan. 30 Midland Lutheran.....	W, 64-60
Jan. 31*Colorado.....	W, 59-53
Feb. 3@South Dakota.....	W, 61-47
Feb. 7 NW Missouri State.....	L, 62-63
Feb. 10 SW Missouri State.....	W, 74-64
Big Eight Tournament - Manhattan, Kan.-#		
Feb. 12*Oklahoma State#.....	W, 62-58
Feb. 13@Kansas State#.....	L, 47-51
State Tournament - Midland College-\$		
Feb. 17*Kearney State\$.....	W, 78-53
Feb. 20*Nebraska-Omaha\$.....	W, 73-59
Feb. 21*Wayne State\$.....	W, 71-66 OT
Feb. 22*Wayne State\$.....	L, 51-60
Feb. 23*Wayne State\$.....	W, 58-55 OT

AIWA Regional - Fargo, N.D.-%

March 4*St. Cloud State%.....	W, 74-59
March 5*William Penn%.....	L, 44-50
March 6*NW Missouri State%.....	W, 61-60 OT
NWIT - Amarillo, Texas+		
March 18*Belmont+.....	L, 52-77
March 19*North Carolina State+.....	W, 72-69
March 20*West Texas State+.....	W, 67-52

*-Neutral site

1976-77

RECORD: 21-16

BIG EIGHT TOURNAMENT: 2ND

HEAD COACH: GEORGE NICODEMUS

Nov. 6*Colorado.....	W, 81-80
Nov. 12 Winnipeg.....	W, 72-62
Nov. 13 Winnipeg.....	L, 53-56
AIWA Regional Tournament - Boulder, Colo.-#		
Nov. 18*Wyoming#.....	W, 81-35
Nov. 19*Temple JC#.....	L, 54-62
Nov. 20*Northern Colorado#.....	W, 73-51
Turkey Tournament - Springfield, Mo.-\$		
Nov. 26*Missouri-St. Louis\$.....	W, 64-45
Nov. 27*NW Missouri State\$.....	L, 57-65
Nov. 28*Wichita State\$.....	W, 57-48
Dec. 2 Grandview.....	W, 63-49
Dec. 4 Kansas State.....	L, 56-64
Dec. 7@Wayne State.....	L, 60-67



The 1978-79 Huskers reeled off a 23-13 record under Coach Lorrie Gallagher to advance to the AIAW Regional Tournament in Minneapolis, Minn.

Dec. 10@Grandview.....	W, 74-43
Dec. 11@Simpson College.....	W, 64-60
Dec. 14 NW Missouri State.....	W, 64-61
Dec. 17@Nebraska-Omaha.....	W, 62-56
Northwest Missouri Invite - Maryville, Mo.-%		
Jan. 6*Missouri-St. Louis%.....	W, 71-57
Jan. 7*Kansas%.....	W, 54-51
Jan. 8*Nebraska-Omaha%.....	W, 54-41
Jan. 10@Occidental.....	W, 85-32
Jan. 11@UCLA (-/11).....	L, 53-68
Jan. 12@USC.....	L, 70-72 OT
Jan. 13@Cal State Fullerton (-/5).....	L, 46-63
Jan. 14@Cal Poly-Pomona.....	L, 52-59
Jan. 15@UNLV (-/9).....	L, 72-96
Big Eight Tournament - Boulder, Colo.-&		
Jan. 19*Oklahoma State&.....	W, 80-57
Jan. 21*Missouri&.....	W, 67-61
Jan. 22*Kansas State&.....	L, 50-60
Jan. 27 Nebraska-Omaha.....	W, 75-52
Jan. 28 Kansas.....	W, 59-47
Feb. 4@Kansas State.....	L, 53-75
Feb. 5 Wichita State.....	W, 55-46
Feb. 16@Nebraska-Omaha.....	L, 36-52
Feb. 18*Missouri.....	L, 60-82
Feb. 19@Tarkio.....	L, 40-61
Feb. 21 Nebraska-Omaha.....	W, 73-57
State Tournament - Omaha, Neb.-+		
Feb. 25Nebraska-Omaha+.....	L, 54-74

*-Neutral site

1977-78

RECORD: 11-18

BIG EIGHT TOURNAMENT: 5TH

HEAD COACH: MARCIA WALKER

Nov. 11@Winnipeg.....	L, 57-76
Nov. 12@Winnipeg.....	L, 79-105
Nov. 19 Simpson College.....	W, 81-55
Plainview, Texas Invite-#		
Nov. 24@Wayland Baptist# (-/3).....	L, 60-97
Nov. 25*Long Beach State# (-/20).....	L, 68-98
Nov. 26*Houston#.....	L, 82-87 OT
Dec. 3 Grandview.....	W, 84-81
Dec. 6@Kansas State (-/16).....	L, 50-72
Dec. 9 Kansas.....	L, 71-85
Dec. 12 Wayne State.....	W, 71-69
Dec. 30 Minnesota.....	W, 68-67 OT
Big Eight Tournament - Lawrence, Kan.-\$		
Jan. 5*Oklahoma\$.....	L, 59-60
Jan. 6*Colorado\$.....	W, 63-61
Jan. 7*Iowa State\$.....	W, 59-40
Jennies' Classic - Warrensburg, Mo.-%		
Jan. 12*Temple JC%.....	L, 69-82
Jan. 13*Iowa%.....	W, 71-63
Jan. 14*Memphis State% (-/19).....	L, 55-82
Jan. 18@NW Missouri State.....	L, 54-78
Jan. 20 Iowa State.....	L, 55-58
Jan. 21@Missouri (-/16).....	L, 48-77

Jan. 25@Nebraska-Omaha.....	L, 49-65
Jan. 30 UNLV.....	L, 74-92
Feb. 3 Kansas State.....	L, 57-73
Feb. 8 Tarkio.....	W, 60-54
Feb. 11@Midland Lutheran.....	L, 55-72
Feb. 15 Nebraska-Omaha.....	W, 56-48
Feb. 17@Wichita State.....	W, 61-38
Feb. 21@Iowa State.....	W, 65-57
State Tournament - Omaha, Neb.-&		
Feb. 23Nebraska-Omaha&.....	L, 64-75

*-Neutral site

1978-79

RECORD: 23-13

BIG EIGHT TOURNAMENT: 3RD

HEAD COACH: LORRIE GALLAGHER

Nov. 18 William Woods.....	W, 61-46
Nov. 24@Northern Colorado.....	W, 81-40
Nov. 25@Colorado.....	L, 62-63
Nov. 28 Minnesota.....	W, 59-57
Utah Invitational-Salt Lake City, Utah-#		
Dec. 1*Weber State#.....	W, 80-75
Dec. 2@Utah#.....	L, 52-56
Dec. 5 Kansas State.....	L, 71-77
Dec. 7 Midland Lutheran.....	W, 75-60
Dec. 8@Missouri Western.....	W, 82-55
Dec. 11 Cal State Fullerton.....	W, 59-48
Dec. 13 Wichita State.....	W, 81-54
Dec. 16@Wayne State.....	W, 93-35
Dec. 30 South Dakota State.....	W, 94-39
Jan. 3@Minnesota.....	L, 55-63
Jan. 5@Wisconsin.....	L, 74-79
Jan. 9@Kansas.....	L, 67-85
Jan. 12@Oklahoma State.....	W, 60-48
Jan. 13@Oklahoma.....	W, 71-63
Jan. 16@NW Missouri State.....	W, 60-53
Big Eight Tournament - Lincoln, Neb.-\$		
Jan. 18 Oklahoma\$.....	W, 82-60
Jan. 19 Kansas\$.....	L, 61-81
Jan. 20 Kansas State\$.....	W, 68-65
Jan. 23@Nebraska-Omaha.....	W, 59-49
Jan. 26@Central Missouri.....	L, 62-67
Jan. 28 Wayne State.....	W, 95-42
Jan. 31 Iowa State.....	W, 59-54
Feb. 3 UCLA (-/14).....	L, 63-72
Feb. 6@Iowa State.....	W, 69-54
Feb. 10 NW Missouri State.....	W, 69-57
Feb. 13@Kansas State.....	L, 61-75
Feb. 19 Missouri.....	W, 68-61
Feb. 21 Kansas (-/16).....	L, 59-63
Feb. 23 Nebraska-Omaha.....	L, 48-50
Feb. 26 South Dakota.....	W, 78-56
NAIA State Tournament - Lincoln, Neb.-%		
Feb. 28 Nebraska-Omaha%.....	W, 73-59
AIWA Regional-Minneapolis, Minn.-&		
March 8*Kansas& (-/17).....	L, 56-86

*-Neutral site

YEAR-BY-YEAR RESULTS

1979-80

RECORD: 23-17

BIG EIGHT TOURNAMENT: 7TH

HEAD COACH: LORRIE GALLAGHER

Nebraska Invitational-#	
Nov. 16	Midland Lutheran#W, 85-54
Nov. 17	Weber State#W, 83-68
Nov. 19	Hastings CollegeW, 81-43
Nov. 21	@Tennessee-Chattanooga.....L, 64-79
Tennessee Tech Invitational-\$	
Nov. 22	@Tennessee Tech\$L, 68-77
Nov. 23	*Valdosta State\$L, 74-82
California Invitational-%	
Nov. 29	*Arizona State%W, 71-69
Nov. 30	*Long Beach State% (-/9)L, 54-67
Dec. 1	*New MexicoL, 56-74
Dec. 4	@Kansas StateL, 75-90
Dec. 8	ColoradoW, 65-62
Dec. 12	@South DakotaW, 88-59
Dec. 14	@Nebraska-OmahaW, 77-59
Dec. 15	OklahomaW, 68-44
Dec. 22	IowaW, 67-66
Dec. 30	@ManitobaW, 82-33
Jan. 2	@Queen's UniversityL, 63-64
Jan. 3	@St. John'sW, 73-68
Jan. 4	@Fairleigh DickinsonW, 65-55
Jan. 7	@Tennessee (-/5)L, 42-82
Jan. 8	@Tennessee TechW, 73-60
Jan. 11	@Louisiana Tech (-/1)L, 64-88
Big Eight Tournament - Columbia, Mo.-&	
Jan. 17	*Colorado&L, 70-85
Jan. 18	*Oklahoma State&L, 64-69
Jan. 19	*Iowa State&W, 93-72
Jan. 23	NW Missouri StateW, 72-67
Jan. 26	@Iowa StateW, 84-76
Jan. 30	Nebraska-OmahaL, 62-66
Feb. 2	Oklahoma StateW, 74-70
Feb. 6	@MissouriL, 64-65
Feb. 15	Central MissouriL, 64-74
Feb. 19	South DakotaW, 82-52
Feb. 21	@NW Missouri StateW, 59-55
Feb. 22	@Kansas (-/10)L, 57-71
AIAW Sub-Regional - Lincoln, Neb.-+	
Feb. 28	Creighton+W, 81-47
Feb. 29	Minnesota+W, 72-59
March 1	Drake+L, 65-71
AIAW Regional-Des Moines, Iowa-!	
March 6	*Missouri!W, 74-73
March 7	*Kansas! (-/15)L, 67-74
March 8	*Drake!W, 64-63
*-Neutral site	

1980-81

RECORD: 18-13

BIG EIGHT TOURNAMENT: 7TH

HEAD COACH: COLLEEN MATSUHARA

Nebraska Invitational-#	
Nov. 21	Kansas (-/9)L, 56-88
Nebraska Invitational-#	
Nov. 28	Michigan#W, 118-92
Nov. 29	Northwestern#W, 65-64
California Invitational-\$	
Dec. 4	*Weber State\$W, 96-92
Dec. 5	*Oregon State\$L, 71-84
Dec. 6	*New Mexico\$W, 88-63
Dec. 9	Kansas State (-/13)L, 63-75
Dec. 12	@DrakeL, 72-89
Dec. 19	Nebraska-OmahaW, 74-64
Jan. 2	@Oklahoma StateW, 76-72
Jan. 7	@Central MissouriW, 83-73
Jan. 10	@St. LouisW, 78-72
Big Eight Tournament - Lawrence, Kan.-%	
Jan. 15	*Kansas State% (-/15)L, 72-74
Jan. 16	*Iowa State%L, 81-82
Jan. 17	*Oklahoma State%W, 87-84
Jan. 21	CreightonW, 93-48
Jan. 23	Central MissouriW, 83-65
Jan. 28	NW Missouri StateW, 74-63
Jan. 30	South DakotaW, 72-60
Jan. 31	Iowa StateW, 79-68
Feb. 6	@MissouriL, 80-83

Feb. 11	DrakeL, 58-70
Feb. 13	MissouriW, 74-63
Feb. 14	@South DakotaL, 85-87 OT
Feb. 17	@NW Missouri StateW, 69-58
Feb. 19	@CreightonL, 69-75
Feb. 21	St. LouisW, 68-64
Feb. 27	@Texas A&MW, 71-64
Feb. 28	@Texas (-/11)L, 63-95
March 6	Arizona StateL, 83-88 OT
AIAW Regional - Minneapolis, Minn.-&	
March 12	*Missouri&L, 70-85
*-Neutral site	

1981-82

RECORD: 14-17

BIG EIGHT TOURNAMENT: 3RD

HEAD COACH: COLLEEN MATSUHARA

Nov. 20	Pacific ChristianW, 110-73
Nov. 21	*WyomingW, 94-73
Nov. 24	Iowa StateW, 77-68
Husker Invitational-#	
Dec. 4	Wayland Baptist#L, 70-80
Dec. 5	South Dakota#W, 94-76
Dec. 10	@ColoradoL, 66-87
Dec. 12	@Colorado StateL, 78-89
Dec. 19	MorningsideW, 76-56
Dec. 30	@UNLVL, 64-72
Jan. 2	@Long Beach State (-/5)L, 71-110
Jan. 4	@Cal State FullertonL, 87-91 OT
Jan. 6	@Arizona State (-/17)L, 79-107
Jan. 7	@ArizonaW, 79-73
Big Eight Tournament - Manhattan, Kan.-\$	
Jan. 14	*Oklahoma State\$W, 90-63
Jan. 15	@Kansas State\$L, 57-81
Jan. 16	*Iowa State\$W, 82-62
Jan. 21	Central MissouriW, 66-64
Jan. 23	MissouriL, 58-68
Jan. 29	William PennW, 95-74
Jan. 30	@St. LouisL, 71-78
Feb. 5	@Central MissouriL, 70-77
Feb. 6	@MissouriL, 68-72
Feb. 10	Oklahoma StateW, 92-85
Feb. 13	DrakeL, 74-102
Feb. 17	NW Missouri StateW, 102-83
Feb. 20	@Iowa StateL, 79-83
Feb. 21	@DrakeL, 85-89
Feb. 25	@Notre DameW, 98-88 2OT
Feb. 27	@NorthwesternL, 64-89
Feb. 28	@DePaulL, 64-84
March 3	IllinoisW, 89-86
*-Neutral site	

1982-83

RECORD: 14-14/BIG EIGHT: 5-9 (5TH)

HEAD COACH: COLLEEN MATSUHARA

Nov. 30	Delta StateW, 91-78
Nebraska Invitational-#	
Dec. 4	Washington#W, 98-81
Dec. 5	Texas# (-/10)W, 78-68
Dec. 8	*Kearney StateW, 93-78
Dec. 11	MorningsideW, 82-56
Dec. 18	WyomingW, 92-84
Dec. 20	MinnesotaL, 70-81
Miami Dial Classic-\$	
Dec. 30	@Miami\$W, 78-74
Dec. 31	*Florida State\$L, 84-100
Jan. 3	*DePaulW, 83-77
Sourdough Classic-San Francisco, Calif.-%	
Jan. 7	@Stanford%L, 70-81
Jan. 8	*UC Santa Barbara%W, 83-67
Jan. 12	OklahomaW, 85-78
Jan. 15	Iowa StateW, 108-80
Jan. 18	Kansas State (-/9)L, 103-104 OT
Jan. 20	UNLVL, 86-94
Jan. 22	@ColoradoL, 85-89
Jan. 29	@Iowa StateL, 76-85
Feb. 1	@Kansas StateL, 73-100
Feb. 5	KansasL, 75-85
Feb. 9	@Missouri (-/17)L, 54-62
Feb. 12	ColoradoW, 96-89
Feb. 18	@OklahomaL, 85-107

Feb. 19	@Oklahoma StateW, 101-89
Feb. 26	Missouri (-/17)L, 69-83
March 1	@KansasL, 84-100
March 5	Oklahoma StateW, 96-75
Big Eight Tournament - Norman, Okla.-+	
March 10	*Kansas+L, 82-94
*-Neutral site	

1983-84

RECORD: 16-12/BIG EIGHT: 6-8 (6TH)

HEAD COACH: KELLY HILL

Nebraska Invitational-#	
Nov. 25	South Florida#W, 91-50
Nov. 26	Central Michigan#W, 83-81
Dec. 3	CreightonW, 75-70
Dec. 7	UMKCL, 79-81 OT
Dec. 10	Texas A&MW, 92-86
Dec. 14	Central MissouriW, 85-77
Dec. 22	New Mexico StateW, 84-68
Jan. 4	@KentuckyW, 90-86
Jan. 5	@CincinnatiL, 88-92
Jan. 8	@UC Santa BarbaraW, 97-84
Jan. 10	@UCLAL, 54-84
Jan. 11	@PepperdineW, 102-89
Jan. 18	@Iowa StateW, 79-75
Jan. 21	Missouri (-/11)L, 71-92
Jan. 25	@KansasL, 89-98
Jan. 28	@ColoradoW, 91-77
Jan. 29	@WyomingW, 82-61
Feb. 1	Oklahoma StateW, 85-73
Feb. 4	@Kansas State (-/11)L, 75-95
Feb. 8	OklahomaL, 85-96
Feb. 11	@Missouri (-/12)L, 78-108
Feb. 15	KansasW, 57-54
Feb. 19	Iowa StateW, 68-67
Feb. 22	@Oklahoma StateL, 78-87
Feb. 25	ColoradoW, 92-67
Feb. 28	Kansas State (-/11)L, 76-91
March 3	@OklahomaL, 79-97
Big Eight Tournament - Ames, Iowa-\$	
March 8	*Oklahoma State\$L, 82-84
*-Neutral site	

1984-85

RECORD: 10-18/BIG EIGHT: 5-9 (6TH)

HEAD COACH: KELLY HILL

Nebraska Invitational-#	
Nov. 23	Arizona#W, 103-68
Nov. 24	Clemson#L, 84-99
Minnesota Dial Classic-\$	
Nov. 30	@Minnesota\$L, 79-90
Dec. 1	*Tennessee\$ (-/12)L, 58-77
Dec. 8	@CreightonL, 75-86
Dec. 12	South DakotaW, 94-56
Dec. 22	Texas Tech (-/14)W, 80-74
Michigan Domino Classic-%	
Dec. 29	@Michigan%W, 64-54
Dec. 30	*Washington%L, 70-101
Jan. 3	@OregonL, 67-73
Jan. 4	@New MexicoL, 79-85
Jan. 9	@IowaL, 41-62
Jan. 12	Northeastern IllinoisW, 94-47
Jan. 16	Kansas StateW, 74-67
Jan. 19	@Oklahoma StateL, 80-94
Jan. 23	ColoradoL, 83-90
Jan. 26	MissouriW, 93-79
Jan. 30	@Iowa StateL, 74-81
Feb. 2	KansasL, 79-84
Feb. 6	@OklahomaL, 74-86
Feb. 9	Oklahoma StateL, 64-66
Feb. 13	@ColoradoW, 85-60
Feb. 16	@Kansas StateL, 76-87
Feb. 20	Iowa StateW, 88-78
Feb. 23	@MissouriL, 69-85
Feb. 27	@KansasL, 86-105
March 2	OklahomaW, 102-99
Big Eight Tournament - Lawrence, Kan.-&	
March 5	@Kansas&L, 84-100
*-Neutral site	
+ AP rankings at game time for both teams listed - (Nebraska/Opponent)	

YEAR-BY-YEAR RESULTS



The 1987-88 Huskers, led by Big Eight Player of the Year Maurice Ivy and Amy Stephens, won Nebraska's first conference title and earned NU's first trip to the NCAA Tournament.

1985-86

RECORD: 11-17/BIG EIGHT: 4-10 (7TH)

HEAD COACH: KELLY HILL

Nov. 23	Washburn	W, 83-64
Dec. 3	@Missouri-Kansas City	W, 85-84
Dec. 7	Creighton	W, 86-77
Dec. 9	Grandview	W, 97-87
Illinois Invitational-#		
Dec. 13	@Illinois#	L, 53-89
Dec. 14	*Brigham Young#	W, 104-63
Dec. 20	Nebraska-Omaha	W, 84-60
Dec. 29	@Texas Tech	L, 71-92
Dec. 30	@Texas A&M	L, 81-83 OT
Jan. 2	E. Kentucky	W, 80-75 OT
Jan. 6	@Creighton	L, 58-76
Jan. 9	@Delta State	L, 70-78
Jan. 10	@Mississippi College	L, 74-89
Jan. 14	Kansas	L, 64-84
Jan. 18	Missouri	W, 74-68
Jan. 22	@Oklahoma State	W, 75-70
Jan. 25	Iowa State	L, 74-79
Jan. 29	@Oklahoma (-/14)	L, 71-88
Feb. 1	@Colorado	L, 68-80
Feb. 4	Kansas State	W, 73-70
Feb. 8	@Missouri	L, 55-81
Feb. 11	Oklahoma State	W, 66-48
Feb. 15	@Kansas	L, 76-83
Feb. 18	Oklahoma (-/16)	L, 75-102
Feb. 22	@Iowa State	L, 74-89
Feb. 25	Colorado	L, 66-68
March 1	@Kansas State	L, 63-101
Big Eight Tournament - Boulder, Colo.\$		
March 4	@Colorado\$	L, 90-96

*-Neutral site

1986-87

RECORD: 16-13/BIG EIGHT: 8-6 (4TH)

HEAD COACH: ANGELA BECK

Husker Classic-#		
Nov. 28	Tulsa#	W, 88-41
Nov. 29	Montana State#	W, 81-60
Dec. 2	Iowa (-/11)	W, 85-74
Texas A&M Invitational-\$		
Dec. 5	*Lamar\$	W, 62-49
Dec. 6	@Texas A&M\$	W, 83-79
Dec. 8	@Creighton	L, 69-76
Dec. 13	Montana (-/19)	L, 52-55
Dec. 20	@Nebraska-Omaha	L, 74-76
Dec. 22	Drake	W, 78-67
Stanford Invitational-%		
Dec. 29	@Stanford%	L, 65-68
Dec. 30	*Illinois% (-/18)	L, 87-100
Jan. 3	Creighton	W, 72-59
Jan. 6	@DePaul	L, 73-90
Jan. 11	Kansas	W, 81-78 OT
Jan. 14	@Kansas State	L, 76-81
Jan. 17	Colorado	W, 74-72
Jan. 21	@Iowa State	W, 88-70
Jan. 24	@Oklahoma	L, 81-97

Jan. 28	Missouri	W, 88-78
Jan. 31	Oklahoma State	W, 75-61
Feb. 4	@Kansas	L, 74-88
Feb. 7	@Colorado	L, 71-91
Feb. 11	Iowa State	W, 71-65
Feb. 14	Kansas State	W, 77-57
Feb. 17	@Missouri	L, 81-87
Feb. 21	Oklahoma	W, 97-89
Feb. 24	@Oklahoma State	L, 74-97
Big Eight Tournament - Salina, Kan.-&		
Feb. 28	*Oklahoma State&	W, 83-69
March 1	*Kansas&	L, 73-74

*-Neutral site

1987-88

RECORD: 22-7/BIG EIGHT: 11-3 (1ST)

HEAD COACH: ANGELA BECK

Nebraska Invitational-#		
Nov. 27	Oral Roberts#	W, 100-87
Nov. 28	Texas A&M#	W, 95-85
Nov. 30	@Missouri-Kansas City	W, 96-79
Phoenix Classic - Green Bay, Wis.-\$		
Dec. 5	*Brigham Young\$	W, 109-93
Dec. 6	@UW-Green Bay\$	W, 73-62
Dec. 8	Creighton	W, 75-62
Dec. 11	@Iowa (19/5)	L, 58-68
Dec. 13	DePaul	W, 77-60
Dec. 19	@Drake	W, 76-73 OT
Jan. 6	@Maine	L, 82-89
Jan. 9	St. Louis	W, 91-55
Jan. 11	Missouri-Kansas City	W, 93-82
Jan. 14	@Iowa State	W, 91-87
Jan. 16	Missouri	W, 84-79
Jan. 20	Kansas State	W, 82-72
Jan. 23	@Kansas	W, 80-64
Jan. 27	@Oklahoma	W, 94-82
Jan. 30	@Colorado	L, 69-84
Feb. 3	Oklahoma State	W, 67-61
Feb. 6	@Kansas State	W, 66-60
Feb. 9	Oklahoma	W, 92-74
Feb. 13	@Missouri	L, 74-78
Feb. 17	Kansas	W, 76-72
Feb. 20	Colorado	W, 85-73 OT
Feb. 24	@Oklahoma State	L, 80-96
Feb. 27	Iowa State	W, 89-72
Big Eight Tournament - Salina, Kan.-&		
March 5	*Kansas State&	W, 71-51
March 6	*Kansas&	L, 84-87
NCAA First-Round - Los Angeles, Calif.		
March 19	*Southern California (-/14)	L, 82-100

*-Neutral site

1988-89

RECORD: 14-14/BIG EIGHT: 5-9 (7TH)

HEAD COACH: ANGELA BECK

Nebraska Invitational-#		
Nov. 25	Minnesota#	W, 90-77
Nov. 26	UW-Green Bay#	W, 63-57
Montana Invitational-\$		
Dec. 2	*U.S. International\$	W, 97-63

Dec. 3	@Montana\$	L, 61-79
Dec. 7	Drake	W, 71-48
Long Beach State Invitational-%		
Dec. 9	@Long Beach State% (-/9)	L, 78-84
Dec. 10	*New Mexico State%	W, 83-66
Dec. 18	Wichita State	W, 86-61
Miami Classic-&		
Dec. 28	*Boston University&	W, 68-60
Dec. 29	*Auburn& (-/3)	L, 39-80
Dec. 30	*Iowa& (-/6)	L, 67-84
Jan. 4	Missouri-Kansas City	W, 65-50
Jan. 6	*Creighton	W, 74-57
Jan. 11	@Colorado (-/10)	L, 53-77
Jan. 14	Oklahoma State	W, 67-66
Jan. 18	Kansas	W, 74-59
Jan. 21	@Kansas State	L, 80-83
Jan. 25	@Oklahoma	L, 65-68
Jan. 29	@Missouri	L, 75-84
Feb. 1	Iowa State	L, 64-70
Feb. 4	@Kansas	L, 79-82
Feb. 8	Oklahoma	W, 85-76
Feb. 11	Kansas State	W, 68-56
Feb. 15	@Oklahoma State	L, 67-98
Feb. 18	Missouri	W, 86-81
Feb. 22	Colorado	L, 63-71
Feb. 25	@Iowa State	L, 61-71
Big Eight Tournament - Salina, Kan.-+		
March 4	*Kansas State+	L, 59-74

*-Neutral site

1989-90

RECORD: 10-18/BIG EIGHT: 2-12 (7TH TIE)

HEAD COACH: ANGELA BECK

Nebraska Invitational-#		
Nov. 24	St. Louis#	W, 65-36
Nov. 25	Georgia# (-/4)	L, 59-74
Nov. 29	Iowa (-/10)	L, 55-74
Central Michigan Invite-\$		
Dec. 1	@Central Michigan\$	L, 50-66
Dec. 2	*Northeastern\$	W, 70-56
Dec. 5	Oral Roberts	W, 110-61
Dec. 7	Georgia State	W, 86-58
Dec. 12	@Wisconsin	L, 67-77
Dec. 15	@Wichita State	W, 82-72
Dec. 28	Northern Iowa	W, 80-48
Dec. 30	@Drake	W, 67-64
Jan. 3	Creighton	W, 103-77
Jan. 6	Northern Illinois	L, 69-93
Jan. 10	@Kansas	L, 60-71
Jan. 13	@Missouri	L, 62-67
Jan. 17	@Colorado	L, 57-81
Jan. 20	Oklahoma State	L, 61-65
Jan. 24	Kansas State	L, 60-67
Jan. 27	@Iowa State	W, 68-60
Jan. 31	Oklahoma	W, 88-81
Feb. 3	Colorado	L, 74-75
Feb. 7	@Kansas State	L, 58-60
Feb. 10	Missouri	L, 60-64
Feb. 14	@Oklahoma State	L, 64-95
Feb. 17	Kansas	L, 69-70 OT
Feb. 21	@Oklahoma	L, 77-102
Feb. 24	Iowa State	L, 78-84
Big Eight Tournament - Salina, Kan.-%		
March 3	*Kansas State%	L, 63-71

*-Neutral site

1990-91

RECORD: 17-11/BIG EIGHT: 8-6 (3RD)

HEAD COACH: ANGELA BECK

Nebraska Invitational-#		
Nov. 23	Sam Houston State#	W, 90-51
Nov. 24	James Madison#	W, 68-44
Nov. 29	@Robert Morris	W, 95-50
Buckeye Invitational-\$		
Dec. 1	*Houston\$	W, 87-77
Dec. 2	@Ohio State\$	W, 63-54
Dec. 5	@Northern Illinois (-/18)	L, 84-87
Dec. 7	Wisconsin	L, 74-80 OT
Dec. 11	Drake	W, 84-59
Dec. 14	@Northern Iowa	W, 71-56
Dec. 16	@Iowa (-/15)	L, 46-80

YEAR-BY-YEAR RESULTS



The 1992-93 Huskers, led by Wade Trophy winner Karen Jennings, won the school's first game in the NCAA Tournament with an 81-58 victory over San Diego at the Devaney Center on March 17, 1993.

Dec. 31 Oral Roberts.....	W, 95-62
Jan. 3@Creighton.....	L, 80-81 OT
Jan. 5 Illinois-Chicago	W, 87-56
Jan. 9 Kansas State.....	L, 71-76
Jan. 12@Iowa State.....	W, 81-68
Jan. 16 Oklahoma State (-/24).....	W, 67-64
Jan. 19 Colorado	W, 68-53
Jan. 23@Kansas.....	L, 63-83
Jan. 26 Oklahoma.....	W, 95-67
Jan. 30@Missouri	W, 76-67
Feb. 3@Oklahoma State.....	L, 46-68
Feb. 6 Kansas.....	W, 69-68
Feb. 9@Colorado.....	L, 69-82
Feb. 12 Iowa State.....	L, 75-77
Feb. 16@Kansas State.....	W, 79-69
Feb. 20 Missouri.....	W, 87-60
Feb. 24@Oklahoma.....	L, 72-75
Big Eight Tournament-Salina, Kan.-%		
March 2*Kansas%.....	L, 53-58
*-Neutral site		

1991-92

RECORD: 21-11/BIG EIGHT: 9-5 (3RD)
HEAD COACH: ANGELA BECK

Nov. 22 Creighton	W, 75-73
CableVision Classic-Lincoln, Neb.-#		
Nov. 29 Grambling State#.....	W, 88-47
Nov. 30 Rice#.....	W, 85-68
Dec. 3@Drake	W, 62-56
Dec. 8 UW-Green Bay	L, 68-71
Dec. 11 Iowa (-/5).....	L, 59-64
Illinois Invitational-\$		
Dec. 13*Ohio University\$.....	W, 77-68
Dec. 14@Illinois\$.....	W, 75-56
Pepperdine Invitational-%		
Dec. 27*Bucknell%.....	W, 88-73
Dec. 28@Pepperdine%.....	L, 63-65
Dec. 30@Cal State Fullerton.....	W, 77-67
Jan. 2@Loyola Marymount.....	W, 85-54
Jan. 4@Cal State Northridge	W, 85-53
Jan. 15 Colorado	W, 75-69
Jan. 18@Missouri	W, 61-51
Jan. 21@Kansas State.....	W, 87-82
Jan. 25 Kansas (-/22).....	L, 51-54
Jan. 29 Oklahoma.....	W, 97-65
Feb. 1@Oklahoma State.....	L, 57-69
Feb. 4 Iowa State.....	W, 87-69
Feb. 8 Kansas State.....	W, 76-62
Feb. 12 Missouri.....	W, 69-65 OT
Feb. 15@Oklahoma.....	L, 89-92
Feb. 19@Kansas (-/18).....	L, 65-67
Feb. 23@Iowa State.....	W, 80-61

Feb. 26 Oklahoma State.....	W, 95-58
Feb. 29@Colorado.....	L, 63-83
Big Eight Tournament-Salina, Kan.-&		
March 7*Oklahoma State&.....	W, 75-73
March 8*Colorado&.....	L, 66-74
National Women's Invitational Tournament-+		
March 26*La Salle+.....	W, 79-78
March 27*Georgia Tech+.....	L, 68-73
March 28*Arkansas State+.....	L, 70-81
*-Neutral site		

1992-93

RECORD: 23-8/BIG EIGHT: 10-4 (2ND)
HEAD COACH: ANGELA BECK

Dec. 1 Arizona State.....	W, 86-79
Roger White Invitational-Evanston, Ill.-#		
Dec. 4*South Carolina#.....	W, 63-51
Dec. 5@Northwestern#.....	W, 83-71
Dec. 9 Illinois.....	W, 84-67
CableVision Classic-Lincoln, Neb.-\$		
Dec. 11 Howard\$.....	W, 123-62
Dec. 12 Eastern Washington\$.....	W, 94-50
Dec. 19@Creighton (24/-).....	W, 79-58
La Salle Invitational-Philadelphia, Pa.-%		
Dec. 28*James Madison% (18/-).....	W, 87-63
Dec. 29@La Salle% (15/-).....	L, 88-92
Jan. 2@Penn State (15/-).....	L, 66-102
Jan. 5@UW-Green Bay (22/-).....	W, 81-78
Jan. 8 Oklahoma State (22/-).....	L, 69-77
Jan. 10 Oklahoma (22/-).....	W, 87-78
Jan. 15@Kansas.....	L, 62-69
Jan. 17@Kansas State.....	W, 74-57
Jan. 22 Colorado.....	W, 62-50
Jan. 24 Missouri.....	W, 86-66
Jan. 31@Iowa State (25/-).....	W, 82-52
Feb. 2 SW Missouri State (22/-).....	W, 88-84
Feb. 5@Oklahoma (22/-).....	W, 97-83
Feb. 7@Oklahoma State (22/21).....	L, 58-64
Feb. 12 Kansas State (23/-).....	W, 69-50
Feb. 14 Kansas (23/-).....	W, 66-52
Feb. 21@Colorado (22/4).....	L, 63-71
Feb. 23@Missouri (21/-).....	W, 65-64
Feb. 28 Iowa State (21/-).....	W, 89-40
Big Eight Tournament-Salina, Kan.-&		
March 6*Iowa State& (21/-).....	W, 87-39
March 7*Oklahoma State& (21/-).....	W, 66-64
March 8*Kansas& (21/-).....	L, 60-64
NCAA First Round-Lincoln, Neb.-!		
March 17 San Diego! (22/-).....	W, 81-58
NCAA Second Round-Los Angeles, Calif.-^		
March 21 Southern California^ (22/15).....	L, 60-78
*-Neutral site		

1993-94

RECORD: 17-13/BIG EIGHT: 7-7 (4TH)
HEAD COACH: ANGELA BECK

CableVision Classic-Lincoln, Neb.-\$

Nov. 26 Princeton\$.....	W, 68-51
Nov. 27 Pepperdine\$.....	W, 68-50
Nov. 30@Arkansas State.....	L, 59-63
Idaho/Safeco Invitational- Moscow, Idaho-#		
Dec. 3*Brigham Young#.....	L, 79-102
Dec. 4@Idaho#.....	W, 107-74
Dec. 8@SW Missouri State.....	L, 57-71
Dec. 10 Creighton	L, 64-97
Dec. 12 Arkansas State.....	W, 86-64
San Juan Shootout-San Juan, Puerto Rico-%		
Dec. 20*DePaul%.....	L, 57-65
Dec. 21*InterAmerican%.....	W, 122-46
Dec. 28@Northern Iowa.....	W, 79-65
Jan. 2 Holy Cross	W, 78-59
Jan. 4@Arizona State.....	W, 87-60
Jan. 7@Oklahoma State.....	L, 56-67
Jan. 9@Oklahoma.....	L, 78-79
Jan. 14 Kansas.....	L, 57-78
Jan. 16 Kansas State.....	W, 78-58
Jan. 21@Colorado (-/6).....	L, 55-81
Jan. 23@Missouri.....	W, 84-71
Jan. 28 Southern Utah.....	W, 85-73
Jan. 30 Iowa State.....	W, 88-49
Feb. 4 Oklahoma.....	W, 82-76
Feb. 6 Oklahoma State.....	L, 75-81
Feb. 11@Kansas State.....	W, 76-67
Feb. 13@Kansas (-/10).....	L, 56-64
Feb. 16 Missouri.....	W, 77-72
Feb. 20 Colorado (-/3).....	L, 61-63
Feb. 27@Iowa State.....	W, 84-71
Big Eight Tournament - Salina, Kan.-&		
March 5*Oklahoma&.....	W, 73-56
March 6*Colorado& (-/3).....	L, 67-77
*-Neutral site		

1994-95

RECORD: 13-14/BIG EIGHT: 4-10 (7TH)
HEAD COACH: ANGELA BECK

CableVision Classic-Lincoln, Neb.-\$

Nov. 25 Brigham Young\$.....	W, 71-59
Nov. 26 Indiana\$.....	L, 80-83 OT
Nov. 28 Northwestern State.....	W, 70-57
Nov. 30 Kent State.....	W, 91-66
Duke Invitational, Durham, N.C.-#		
Dec. 3*Indiana State#.....	L, 76-86
Dec. 4*UW-Milwaukee#.....	W, 80-46
Dec. 6 Buffalo.....	W, 79-66
Dec. 8@Michigan.....	W, 99-81
Dec. 10 Bowling Green	W, 77-68
Dec. 18 Northern Iowa.....	W, 87-56
Dec. 28@Creighton.....	L, 72-79
Jan. 1 Colgate	W, 95-52
Jan. 6 Kansas State.....	L, 70-74
Jan. 8 Kansas (-/16).....	L, 64-77
Jan. 13@Oklahoma.....	L, 62-63
Jan. 15@Oklahoma State.....	L, 52-69
Jan. 20 Missouri.....	W, 75-63
Jan. 22 Colorado (-/6).....	L, 55-73
Jan. 29 Iowa State.....	W, 67-54
Feb. 3@Kansas (-/19).....	L, 62-80
Feb. 5@Kansas State.....	L, 50-53
Feb. 10 Oklahoma State.....	L, 57-70
Feb. 11 Oklahoma (-/24).....	L, 83-85
Feb. 17@Colorado (-/3).....	L, 76-89
Feb. 19@Missouri.....	W, 82-70
Feb. 26@Iowa State.....	W, 62-51
Big Eight Tournament-Salina, Kan.-%		
March 4*Oklahoma% (-/25).....	L, 67-77
*-Neutral site		

+ AP rankings at game time for both teams listed -
 (Nebraska/Opponent)

YEAR-BY-YEAR RESULTS



The 1995-96 Huskers claimed Nebraska's third trip to the NCAA Tournament and finished the season with a 19-10 record after falling to Colorado State, 66-62, in the tournament's first round.

1995-96

RECORD: 19-10/BIG EIGHT: 8-6 (3RD TIE)

HEAD COACH: ANGELA BECK

CableVision Classic-Lincoln, Neb.-\$

Nov. 24 Gonzaga\$ W, 91-40

Nov. 25 Weber State\$ W, 78-63

Nov. 28 Sam Houston State W, 88-65

Gazette Times Classic-Corvallis, Ore.-#

Dec. 1 *Montana State# W, 69-54

Dec. 2 @Oregon State# (-/17) L, 65-89

Dec. 6 @Kent State W, 80-71

Dec. 8 Michigan W, 70-59

Dec. 10 Nicholls State W, 107-38

Carolinas Beach Classic, Myrtle Beach, S.C.-%

Dec. 19 *South Alabama% W, 83-64

Dec. 20 *North Carolina% (-/22) W, 81-75

Dec. 21 *Georgia% (-/10) L, 70-86

Dec. 30 Creighton (25/-) W, 86-69

Jan. 5 @Oklahoma W, 79-58

Jan. 7 @Oklahoma State (-/20) L, 63-72

Jan. 12 Kansas L, 71-74

Jan. 14 Kansas State W, 61-49

Jan. 19 @Missouri W, 73-68 OT

Jan. 21 @Colorado L, 61-69

Jan. 28 @Iowa State L, 77-79 OT

Feb. 2 Oklahoma State (-/19) W, 53-43

Feb. 4 Oklahoma W, 71-52

Feb. 9 @Kansas State L, 75-81

Feb. 11 @Kansas (23/-) L, 85-94

Feb. 14 Colorado (23/18) W, 83-75 2OT

Feb. 18 Missouri W, 92-72

Feb. 23 Iowa State W, 72-69

Big Eight Tournament-Salina, Kan.-&

March 2 *Missouri& W, 70-64

March 3 *Kansas& (-/21) L, 61-65

NCAA Tournament-Stanford, Calif.-!

March 16 *Colorado State! L, 62-66

*-Neutral site

1996-97

RECORD: 19-9/BIG 12: 8-8 (6TH)

HEAD COACH: ANGELA BECK

Nov. 22 @Illinois State W, 79-70

Nov. 26 Southern Utah W, 82-51

CableVision Classic-Lincoln, Neb.-\$

Nov. 29 Bucknell\$ W, 88-36

Nov. 30 St. Louis\$ W, 93-54

Dec. 3 @Creighton W, 84-63

Big Kona Classic, Kona, Hawaii-#

Dec. 6 *Pacific# W, 82-55

Dec. 8 *Iowa# (-/9) W, 73-67

Dec. 14 Central Michigan W, 72-48

Dec. 21 Southwest Texas State W, 75-46

Jan. 4 Colorado (25/-) L, 58-65

Jan. 7 Minnesota W, 68-47

Jan. 11 @Texas A&M W, 75-65

Jan. 15 Kansas State W, 53-47

Jan. 18 @Missouri W, 82-66

Jan. 22 Missouri W, 84-46

Jan. 26 Oklahoma W, 87-59

Jan. 30 @Iowa State W, 76-52

Feb. 2 Kansas (-/12) L, 59-67

Feb. 5 @Colorado L, 52-73

Feb. 9 Texas Tech (-/13) W, 62-57

Feb. 12 @Kansas State (23/-) L, 45-47

Feb. 17 @Texas (-/9) L, 70-71 OT

Feb. 19 Baylor W, 91-73

Feb. 23 Iowa State L, 55-57

Feb. 26 @Kansas (-/8) L, 58-66

March 1 @Oklahoma State L, 57-64


Big 12 Tournament-Kansas City, Mo.-%

March 4 *Missouri% W, 62-58

March 5 *Texas% (-/12) L, 68-74

*-Neutral site

+ AP rankings at game time for both teams listed - (Nebraska/Opponent)



The 1997-98 Husker team tied the then-school record with 23 wins and posted the second NCAA Tournament victory in school history with a 76-59 win over New Mexico on March 13, 1998.

YEAR-BY-YEAR RESULTS

1997-98

RECORD: 23-10/BIG 12: 11-5 (3RD)

HEAD COACH: PAUL SANDERFORD

Women's National Invitational Tournament-#

Nov. 14	Miami (Ohio)#	W, 88-54
Nov. 16	Alabama# (-/11)	W, 74-66
Nov. 20	*Western Kentucky# (21/16)	W, 84-70
Nov. 21	@Connecticut# (21/6)	L, 61-71
Nov. 24	Creighton (14/-)	W, 80-59
CableVision Classic-Lincoln, Neb.-\$				
Nov. 28	Stetson\$ (14/-)	W, 82-42
Nov. 29	Kentucky\$ (14/-)	W, 68-59
Dec. 3	Bradley (12/-)	W, 80-66
Insight.com Classic-Tucson, Ariz.-&				
Dec. 5	*Wichita State& (12/-)	W, 71-69
Dec. 7	@Arizona& (12/11)	L, 56-68
Dec. 12	@UW-Green Bay (13/-)	W, 76-60
Dec. 13	@UW-Milwaukee (13/-)	L, 76-88
Dec. 20	Wyoming (16/-)	W, 92-41
Dec. 30	Northern Illinois (14/-)	W, 95-57
Jan. 4	Kansas State (14/-)	W, 80-58
Jan. 7	@Colorado (16/-)	L, 78-84
Jan. 10	@Kansas (16/-)	L, 74-83
Jan. 14	Texas A&M (20/-)	W, 88-74
Jan. 17	@Kansas State (20/-)	W, 78-47
Jan. 21	@Baylor (21/-)	L, 71-76
Jan. 28	Texas	W, 87-75
Jan. 31	Oklahoma State	W, 77-47
Feb. 4	Missouri (25/-)	W, 79-61
Feb. 7	@Iowa State (25/-)	L, 69-83
Feb. 11	Kansas	W, 84-69
Feb. 14	@Oklahoma	W, 101-72
Feb. 17	@Missouri	W, 96-91
Feb. 22	Colorado	W, 78-53
Feb. 25	@Texas Tech (-/5)	L, 62-87
Feb. 28	Iowa State (-/22)	W, 68-60
Big 12 Tournament-Kansas City, Mo.-%				
March 4	*Oklahoma State% (25/-)	L, 69-83
NCAA Tournament-Norfolk, Va.-!				
March 13	*New Mexico!	W, 76-59
March 15	@Old Dominion! (-/2)	L, 60-75
*-Neutral site				

1998-99

RECORD: 21-12/BIG 12: 8-8 (5TH)

HEAD COACH: PAUL SANDERFORD

CableVision Classic-Lincoln, Neb.-\$

Nov. 13	South Alabama\$	W, 96-39
Nov. 15	Arizona\$ (-/21)	W, 72-48
Nov. 21	UW-Milwaukee (23/-)	W, 78-51
Rainbow Wahine Classic-Honolulu, Hawaii-#				
Nov. 27	*UCLA# (24/12)	L, 67-85
Nov. 28	*St. John's# (24/-)	W, 85-66
Nov. 29	*Louisville# (24/-)	W, 62-61



The 1998-99 team became the first NU squad to make back-to-back NCAA Tournament appearances after posting a 21-12 record and reaching the Big 12 Tournament semifinals.

Dec. 3	@Drake (23/-)	W, 75-72
Dec. 6	@Creighton (23/-)	W, 82-74
Dec. 8	Troy State (19/-)	W, 108-54
Dec. 12	Montana (19/-)	W, 78-46
Dec. 20	North Texas (20/-)	W, 85-67
Seelbach Hilton Holiday Classic-Louisville, Ky.-&				
Dec. 28	*Kent State& (19/-)	W, 78-72
Dec. 29	@Louisville& (19/-)	L, 66-77
Jan. 3	Missouri (19/-)	W, 83-67
Jan. 6	Colorado (20/-)	W, 90-49
Jan. 9	@Texas (20/-)	L, 75-80
Jan. 13	@Kansas State (24/-)	L, 67-79
Jan. 16	Kansas (24/23)	W, 82-62
Jan. 23	@Colorado (23/-)	L, 53-70
Jan. 28	@Iowa State (-/16)	L, 58-79
Jan. 30	Oklahoma	W, 85-62
Feb. 2	@Missouri	L, 66-74
Feb. 7	Iowa State (-/15)	W, 68-67
Feb. 10	Baylor	L, 53-59
Feb. 13	@Kansas (-/21)	L, 58-63
Feb. 17	@Texas A&M	W, 62-54
Feb. 21	Texas Tech (-/11)	L, 62-75
Feb. 24	Kansas State	W, 74-63
Feb. 27	@Oklahoma State	W, 60-57
Big 12 Tournament-Kansas City, Mo.-%				
March 2	*Texas A&M%	W, 82-71
March 3	*Texas%	W, 60-55

March 4	*Texas Tech% (-/9)	L, 59-77
NCAA Tournament-Los Angeles, Calif.-!				
March 13	*Kentucky!	L, 92-98
*-Neutral site				

1999-2000

RECORD: 18-13/BIG 12: 10-6 (5TH)

HEAD COACH: PAUL SANDERFORD

Time Warner Cable Classic-Lincoln, Neb.-\$

Nov. 19	Georgia Southern\$ (24/-)	W, 113-77
Nov. 21	Wisconsin\$ (24/-)	L, 85-92 OT
Nov. 26	@Montana	W, 70-58
Dec. 2	Drake	L, 77-88
Dec. 6	Washington	W, 89-86
Dec. 9	Brigham Young	L, 57-81
Dec. 12	Creighton	W, 77-69
Dec. 19	@Wyoming	W, 89-74
St. Peter's Holiday Classic-Jersey City, N.J.-#				
Dec. 29	*UAB#	L, 74-78
Dec. 30	*Yale#	W, 75-45
Jan. 3	@UC Santa Barbara (-/22)	L, 66-77
Jan. 8	Texas	L, 68-72
Jan. 11	@Kansas (-/21)	W, 81-69
Jan. 15	@Iowa State (-/8)	L, 66-89
Jan. 18	Missouri	W, 80-63
Jan. 22	Texas A&M	W, 74-71
Jan. 26	Colorado	W, 79-66
Jan. 30	@Kansas State	W, 68-64
Feb. 2	Iowa State (-/8)	L, 76-77
Feb. 5	@Oklahoma (-/22)	L, 69-91
Feb. 9	@Colorado	L, 75-78
Feb. 13	Kansas (-/23)	W, 75-72
Feb. 16	@Texas Tech (-/12)	L, 62-66
Feb. 19	@Baylor	W, 82-71
Feb. 22	Oklahoma State	W, 75-71 OT
Feb. 26	Kansas State	W, 65-56
March 2	@Missouri	W, 80-66
Big 12 Tournament-Kansas City, Mo.-%				
March 7	*Baylor%	W, 82-61
March 8	*Kansas%	W, 80-67
March 9	*Iowa State% (-/10)	L, 48-85
NCAA Tournament-Charlottesville, Va.-!				
March 17	*Boston College! (-/17)	L, 76-93
*-Neutral site				

+ AP rankings at game time for both teams listed - (Nebraska/Opponent)



Led by first-team All-Big 12 pick Nicole Kubik, Nebraska's 1999-2000 squad earned the school's third straight trip to the NCAA Tournament. Kubik (#32) was NU's first WNBA first-round draft choice in 2000.

YEAR-BY-YEAR RESULTS

2000-01

RECORD: 12-18/BIG 12: 4-12 (10TH)

HEAD COACH: PAUL SANDERFORD

Time Warner Cable Classic-Lincoln, Neb.-\$

Nov. 17	Oakland\$	W, 91-59
Nov. 19	UC Santa Barbara\$ (-/25)	W, 69-61
Nov. 22	Houston	W, 65-53
Nov. 25	Southeastern Louisiana	W, 83-59
Nov. 29	@Wisconsin (-/18)	L, 66-77
Dec. 3	@Creighton	L, 57-66
Dec. 6	@Washington	L, 57-69
Dec. 10	St. Peter's	W, 83-70
San Juan Shootout-San Juan, Puerto Rico-#				
Dec. 18	*Auburn# (-/9)	L, 55-74
Dec. 19	*UPR-Mayaguez#	W, 99-43
Dec. 21	*Arizona#	L, 68-79
Dec. 30	East Carolina	W, 82-63
Jan. 2	@Brigham Young	W, 56-53
Jan. 7	@Texas A&M	L, 65-67
Jan. 10	Kansas State	W, 67-58
Jan. 13	@Iowa State (-/7)	L, 46-89
Jan. 17	Texas Tech (-/9)	L, 50-66
Jan. 20	@Texas (-/17)	L, 48-62
Jan. 24	@Colorado (-/25)	L, 69-87
Jan. 27	Missouri	L, 58-65
Jan. 31	@Kansas	W, 73-62
Feb. 4	Iowa State (-/8)	L, 70-92
Feb. 7	Oklahoma (-/10)	L, 62-84
Feb. 10	Colorado (-/19)	L, 65-81
Feb. 13	@Missouri	L, 55-83
Feb. 17	@Kansas State	W, 77-69
Feb. 21	Kansas	W, 49-46
Feb. 24	Baylor (-/24)	L, 57-77
Feb. 28	@Oklahoma State	L, 66-77
Big 12 Tournament-Kansas City, Mo.-%				
March 6	*Texas%	L, 60-77

*-Neutral site

2001-02

RECORD: 14-16/BIG 12: 4-12 (11TH)

HEAD COACH: PAUL SANDERFORD

Nov. 16 Southern Illinois.....W, 88-47

Time Warner Cable Challenge-Lincoln, Neb.-\$

Nov. 18 Creighton\$.....W, 59-56

San Juan Shootout-San Juan, Puerto Rico-#

Nov. 23 *Colgate#.....W, 86-45

Nov. 24 *Northern Iowa#.....W, 80-74

Nov. 25 *Tulane#.....L, 78-84

Nov. 29 Texas Southern.....W, 87-51

Dec. 2 @New Orleans.....W, 87-58

Dec. 6 Weber State.....W, 89-63

Dec. 8 Texas A&M-Corpus Christi.....W, 76-58

Dec. 11 @Cincinnati.....L, 59-81

Dec. 16 @Drake.....L, 74-88

Dec. 22 Chicago State.....W, 70-41

Dec. 29 @Cal State Fullerton.....W, 89-55

Jan. 2 Texas (-/21).....L, 54-61

Jan. 5 @Iowa State (-/4).....L, 54-88

Jan. 9 Texas A&M.....W, 77-73

Jan. 12 @Kansas State (-/14).....L, 71-85

Jan. 15 @Missouri.....L, 41-67

Jan. 19 Kansas.....W, 73-59

Jan. 26 Iowa State (-/14).....L, 71-82

Jan. 30 @Baylor (-/10).....L, 62-74

Feb. 2 Missouri.....L, 54-69

Feb. 6 @Colorado (-/13).....L, 60-95

Feb. 10 Kansas State (-/11).....W, 67-52

Feb. 13 @Kansas.....W, 77-70

Feb. 16 @Oklahoma (-/4).....L, 47-81

Feb. 20 Oklahoma State.....L, 66-72

Feb. 23 @Texas Tech (-/17).....L, 57-99

Feb. 26 Colorado (-/11).....L, 60-84

Big 12 Tournament-Kansas City, Mo.-%

March 5 *Iowa State% (-/11).....L, 55-74

*-Neutral site

+ AP rankings at game time for both teams listed - (Nebraska/Opponent)

2002-03

RECORD: 8-20/BIG 12: 1-15 (12TH)

HEAD COACH: CONNIE YORI

Nov. 22 Grambling State.....W, 63-40

Nov. 24 Rice.....W, 71-56

Dec. 1 @Creighton.....L, 40-55

Dec. 5 Drake.....L, 55-63

Dec. 9 Texas Southern.....W, 71-48

Dec. 11 Cal State Fullerton.....W, 78-60

Dec. 15 Cincinnati (-/25).....W, 65-55

Dec. 22 New Orleans.....W, 73-62

Surf & Slam Hoop Classic-San Diego, Calif.-#

Dec. 28 @San Diego#.....W, 62-61

Dec. 30 *Penn State# (-/15).....L, 64-83

Jan. 5 Texas-Pan American.....L, 58-61

Jan. 11 Oklahoma (-/25).....L, 43-57

Jan. 14 @Colorado.....L, 54-74

Jan. 19 Kansas State (-/4).....L, 54-88

Jan. 22 @Missouri.....L, 53-65

Jan. 25 Iowa State.....L, 53-58

Jan. 29 @Kansas.....L, 64-67

Feb. 1 @Oklahoma State.....W, 73-59

Feb. 5 Baylor.....L, 44-69

Feb. 8 Missouri.....L, 53-74

Feb. 12 @Kansas State (-/5).....L, 47-64

Feb. 15 @Texas A&M.....L, 54-69

Feb. 19 Kansas.....L, 58-62

Feb. 22 @Texas (-/10).....L, 54-86

Feb. 26 Texas Tech (-/7).....L, 35-50

March 1 @Iowa State.....L, 57-62

March 5 Colorado.....L, 56-70

Big 12 Tournament-Dallas, Texas-%

March 11 *Oklahoma%.....L, 51-71

*-Neutral site

2003-04

RECORD: 18-12/BIG 12: 7-9 (7TH TIE)

HEAD COACH: CONNIE YORI

Nov. 21 Wofford.....W, 104-46

Nov. 23 Princeton.....W, 75-61

Lady Tiger Thanksgiving Classic-Memphis, Tenn.-#

Nov. 28 *Mississippi#.....L, 66-69

Nov. 29 *Eastern Kentucky#.....W, 78-75

Dec. 4 @Washington State.....W, 64-56

Dec. 6 Texas-Arlington.....W, 81-59

Dec. 12 Ohio State (-/13).....W, 60-55

Dec. 14 Louisiana-Lafayette.....W, 61-59

Dec. 21 Creighton.....W, 70-62

Dec. 30 @Rice.....W, 59-56

Jan. 3 St. Bonaventure.....W, 69-62

Jan. 7 @Oklahoma (-/15).....L, 51-70

Jan. 10 Iowa State.....W, 62-57

Jan. 14 @Missouri.....W, 74-69

Jan. 17 Texas A&M.....W, 65-48

Jan. 21 @Texas Tech (-/3).....L, 55-68

Jan. 24 Kansas State (-/9).....W, 81-63

Jan. 28 Texas (25/3).....L, 59-82

Jan. 31 @Baylor (25/16).....L, 57-67

Feb. 4 @Colorado.....L, 63-78

Feb. 7 Kansas.....W, 59-48

Feb. 11 Oklahoma State.....W, 64-41

Feb. 14 @Kansas State (-/9).....L, 69-89

Feb. 21 @Iowa State.....L, 66-77

Feb. 25 Missouri.....L, 76-78

Feb. 28 @Kansas.....W, 65-61

March 3 Colorado.....L, 60-63

Big 12 Tournament-Dallas, Texas-%

March 9 *Iowa State%.....L, 52-63

Women's National Invitation Tournament-+

March 18 Drake+.....W, 73-60

March 22 Oregon State+.....L, 67-75

*-Neutral site

2004-05

RECORD: 18-14/BIG 12: 8-8 (6TH)

HEAD COACH: CONNIE YORI

Women's National Invitation Tournament-#

Nov. 12 Western Illinois#.....W, 74-71

Nov. 14 @Notre Dame# (-/10).....L, 57-73

Nov. 19 Northern Colorado.....W, 89-46

Nov. 22 Washington State.....W, 78-61

Paradise Jam-St. Thomas, Virgin Islands-^

Nov. 26 *North Carolina State^.....L, 45-55

Nov. 27 *Hampton^.....W, 72-54

Dec. 1 Southeastern Louisiana.....W, 82-35

Dec. 7 Tennessee-Martin.....W, 69-60

Dec. 11 @Ohio State (-/10).....L, 61-86

Dec. 18 @Creighton.....L, 57-58

Dec. 20 Louisiana-Lafayette.....W, 81-70

Dec. 30 Memphis.....W, 82-50

Jan. 5 Colorado.....W, 84-62

Jan. 8 @Missouri.....W, 81-74

Jan. 12 Baylor (-/2).....W, 103-99 3OT

Jan. 15 @Kansas State (-/23).....L, 59-74

Jan. 19 Texas Tech (-/10).....L, 58-68

Jan. 22 @Iowa State (-/19).....L, 54-74

Jan. 29 Kansas.....W, 59-48

Feb. 1 @Oklahoma State.....W, 73-71

Feb. 6 Oklahoma.....W, 70-51

Feb. 9 @Texas (-/17).....L, 53-83

Feb. 12 Iowa State (-/14).....W, 88-59

Feb. 16 @Texas A&M.....W, 73-59

Feb. 20 @Kansas.....L, 53-67

Feb. 23 Kansas State (-/17).....L, 69-94

Feb. 26 Missouri.....L, 65-70 OT

March 2 @Colorado.....L, 76-78

Big 12 Tournament-Kansas City, Mo.-%

March 8 *Oklahoma State%.....W, 60-45

March 9 *Kansas State% (-/17).....L, 45-71

Women's National Invitation Tournament-+

March 17 @Marquette+.....W, 66-57

March 21 Iowa+.....L, 67-71

*-Neutral site

2005-06

RECORD: 19-13/BIG 12: 8-8 (6TH)

HEAD COACH: CONNIE YORI

Nov. 19 South Dakota State.....L, 49-68

Nov. 21 Creighton.....W, 84-50

Miami Thanksgiving Classic-Miami, Fla.-^

Nov. 25 *LSU^ (-/3).....L, 55-74

Nov. 27 *Texas A&M-Corpus Christi^.....W, 76-64

Dec. 3 @Minnesota (-/10).....L, 70-78

Dec. 7 Texas Southern.....W, 93-68

Dec. 10 @Northwestern.....W, 80-50

Dec. 17 @Michigan.....W, 69-40

Dec. 20 Texas State.....W, 96-47

Dec. 29 Grambling State.....W, 69-40

Dec. 31 Northern Arizona.....W, 70-56

Jan. 4 @Colorado.....W, 80-62

Jan. 7 Kansas.....W, 73-61

Jan. 11 Missouri (-/24).....L, 58-64

Jan. 14 @Iowa State.....L, 57-79

Jan. 18 Texas.....L, 62-70

Jan. 21 @Texas Tech.....L, 59-61

Jan. 28 Colorado.....W, 70-54

Feb. 1 Iowa State.....W, 54-42

Feb. 4 @Kansas State.....L, 64-71

Feb. 8 @Baylor (-/12).....L, 69-91

Feb. 11 Texas A&M (-/24).....L, 50-69

Feb. 15 @Kansas.....W, 65-57

Feb. 18 Kansas State.....W, 64-62 OT

Feb. 21 Oklahoma State.....W, 81-56

Feb. 26 @Oklahoma (-/9).....L, 45-73

March 1 @Missouri.....W, 75-62

Big 12 Tournament-Dallas, Texas-%

March 7 *Colorado%.....W, 67-59

March 8 *Texas A&M% (-/22).....L, 64-73

Women's National Invitation Tournament-+

March 16 Drake+.....W, 62-59

March 22 @Wyoming+.....W, 72-67

March 24 @Kansas State+.....L, 63-77

*-Neutral site

YEAR-BY-YEAR RESULTS



The 2006-07 Huskers helped lay the foundation for Nebraska's recent success by earning the school's first NCAA Tournament berth in seven seasons. The 2007 NCAA Tournament was the first of back-to-back trips to the Big Dance and NU's freshman class went on to make three NCAA trips, along with 2006-07 sophomore Kelsey Griffin (#23).

2006-07

RECORD: 22-10/BIG 12: 10-6 (4TH TIE)

HEAD COACH: CONNIE YORI

Veterans Day Classic-Tempe, Ariz.-^

Nov. 10 Arizona State^ (-/13) L, 60-87
 Nov. 12 *Florida Atlantic^ W, 93-53
 Nov. 13 *New Mexico^ (-/18) W, 66-59
 Nov. 17 Cal State Fullerton W, 76-62
 Nov. 24 @UC Irvine W, 80-66
 Nov. 26 @USC W, 72-65
 Nov. 28 Texas-Pan American W, 77-37
 Dec. 5 Minnesota (25/-) L, 65-74
 Dec. 9 Michigan (25/-) W, 87-47
 Dec. 16 Northwestern W, 73-58
 Dec. 19 @Creighton W, 60-57
 Dec. 21 Nicholls State W, 80-42
 State Farm Classic-Gainesville, Fla.-#
 Dec. 28 *North Carolina State# W, 94-74
 Dec. 29 Florida# W, 81-73
 Jan. 3 @Texas W, 79-75
 Jan. 6 Oklahoma (-/8) L, 69-77
 Jan. 13 @Kansas W, 63-54
 Jan. 17 Kansas State (-/25) W, 70-63
 Jan. 20 @Missouri W, 76-66
 Jan. 24 @Texas A&M (25/21) L, 65-66
 Jan. 27 Kansas (25/-) W, 78-58
 Jan. 31 Iowa State (22/-) W, 62-49
 Feb. 3 Baylor (22/13) W, 76-67
 Feb. 7 @Kansas State (21/-) W, 62-55
 Feb. 10 @Colorado (21/-) W, 54-44
 Feb. 14 Texas Tech (19/-) L, 69-70
 Feb. 17 Missouri (19/-) L, 53-65
 Feb. 20 @Iowa State (25/-) L, 53-64
 Feb. 24 @Oklahoma State (25/-) L, 60-63
 Feb. 27 Colorado W, 90-70
 Big 12 Tournament-Oklahoma City, Okla.-%
 March 7 *Iowa State% L, 76-79 OT
 NCAA Tournament-Raleigh, N.C.-!
 March 18 *Temple! L, 61-64
 *-Neutral site

2007-08

RECORD: 21-12/BIG 12: 9-7 (6TH)

HEAD COACH: CONNIE YORI

Nov. 9 UTEP W, 81-74
 Nov. 11 Mississippi W, 80-59
 Nov. 17 Florida W, 90-63
 Oahu Classic-Honolulu, Hawaii-^

Nov. 23 *Marist^ L, 59-66
 Nov. 24 *Utah^ L, 44-56
 Nov. 25 *Akron^ W, 75-47
 Nov. 30 Creighton W, 79-65
 Dec. 2 Robert Morris W, 73-58
 Dec. 8 USC W, 87-69
 Dec. 13 @Cal State Bakersfield W, 66-62
 Dec. 15 @Long Beach State W, 75-52
 Dec. 22 @Ohio State (-/18) L, 74-86
 Dec. 30 Denver W, 73-38
 Jan. 2 Arkansas-Pine Bluff W, 67-39
 Jan. 9 Texas (-/15) W, 56-45
 Jan. 12 Kansas W, 71-51
 Jan. 16 @Oklahoma (-/11) L, 72-80
 Jan. 19 @Iowa State W, 82-72
 Jan. 23 Texas A&M (-/21) W, 73-60
 Jan. 26 @Baylor (6) L, 56-76
 Jan. 30 Kansas State (-/18) L, 75-77
 Feb. 3 @Missouri W, 73-67
 Feb. 6 @Colorado W, 80-71
 Feb. 10 Oklahoma State (-/17) L, 81-92
 Feb. 17 @Kansas L, 61-62
 Feb. 21 Missouri W, 73-57
 Feb. 24 @Texas Tech L, 56-65
 Feb. 27 @Kansas State (-/21) L, 65-69

March 2 Colorado W, 63-55
 March 5 Iowa State W, 55-45
 Big 12 Tournament-Kansas City, Mo.-%
 March 11 *Kansas% L, 67-73
 NCAA Tournament-College Park, Md.-!
 March 23 *Xavier! W, 61-58
 March 25 @Maryland! (-/5) L, 64-76
 *-Neutral site

2008-09

RECORD: 15-16/BIG 12: 6-10 (7TH TIE)

HEAD COACH: CONNIE YORI

Nov. 14 Weber State W, 96-47
 Nov. 17 @Creighton W, 75-67
 Nov. 22 Southern Utah W, 65-57
 Nov. 24 Denver W, 76-55
 Holiday Inn & Suites Express Midtown Classic-Albuquerque, N.M.-^
 Nov. 28 *Butler^ W, 67-54
 Nov. 29 @New Mexico^ L, 51-62
 Dec. 2 Oral Roberts W, 70-51
 Dec. 6 Ohio State (-/18) L, 65-69
 Dec. 9 Cal State Bakersfield W, 70-57
 Dec. 12 Long Beach State W, 76-44
 Dec. 20 @UTEP L, 53-63



The 2007-08 Nebraska women's basketball team produced one of the best seasons in school history by winning the program's second NCAA Tournament game. The Huskers advanced to the second round of the 2008 NCAA Tournament with a win over Xavier in College Park, Md., before falling to top-seeded Maryland in the second round.

YEAR-BY-YEAR RESULTS



The 2009-10 Huskers rewrote the Nebraska record books by running to a 32-2 overall record that included a perfect 16-0 conference mark and the program's first Big 12 regular-season title. The Huskers claimed the school's first trip to the NCAA Sweet 16 after earning their first NCAA Tournament No. 1 seed.

Dec. 28 Arizona State (-/24) W, 62-58
 Jan. 1 @LSU L, 50-64
 Jan. 10 Oklahoma (-/4) L, 56-77
 Jan. 14 @Texas (-/16) L, 60-74
 Jan. 17 @Missouri L, 66-67
 Jan. 21 Kansas W, 67-58
 Jan. 24 Iowa State L, 48-62
 Jan. 27 @Kansas State (-/14) L, 40-51
 Jan. 31 @Colorado L, 73-75
 Feb. 4 Baylor (-/8) L, 71-76
 Feb. 8 @Texas A&M (-/10) L, 43-86
 Feb. 14 Texas Tech W, 62-56
 Feb. 18 @Iowa State (-/21) L, 38-61
 Feb. 21 Missouri W, 65-52
 Feb. 25 Kansas State (-/20) W, 52-47
 Feb. 28 @Kansas L, 57-70
 March 3 Colorado W, 75-64
 March 7 @Oklahoma State W, 82-74
 Big 12 Tournament-Oklahoma City, Okla.-%
 March 12 *Kansas% L, 56-61
 Women's National Invitation Tournament-Albuquerque, N.M.-!
 March 25 @New Mexico! L, 43-54
 *-Neutral site

2009-10

RECORD: 32-2/BIG 12: 16-0 (1ST)

HEAD COACH: CONNIE YORI

Nov. 13 Davidson W, 86-62
 Nov. 15 @UNLV W, 73-51
 Nov. 19 Idaho State W, 88-41
 Nov. 22 Washington State W, 107-54
 Saint Mary's Hilton Concord Classic - Moraga, Calif.-^
 Nov. 27 *UALR^ W, 62-45
 Nov. 28 @Saint Mary's^ W, 84-73
 Dec. 3 South Dakota W, 77-38
 Dec. 5 @Miami W, 76-71
 Dec. 9 Creighton (24/-) W, 69-56
 Dec. 13 Northern Illinois (24/-) W, 69-44
 Dec. 20 LSU (20/5) W, 77-63
 Dec. 30 Albany (13/-) W, 88-41
 Jan. 4 @Vermont (12/-) W, 94-50
 Jan. 9 @Iowa State (12/-) W, 57-49
 Jan. 12 Texas (11/19) W, 91-79
 Jan. 17 @Baylor (11/9) W, 65-56
 Jan. 23 Kansas State (7/-) W, 71-56

Jan. 27 @Texas Tech (6/-) W, 89-47
 Jan. 30 @Colorado (6/-) W, 80-64
 Feb. 3 Oklahoma State (4/10) W, 88-67
 Feb. 6 Texas A&M (4/12) W, 71-60
 Feb. 10 @Kansas (3/-) W, 67-60
 Feb. 13 @Missouri (3/-) W, 82-78
 Feb. 17 Iowa State (3/13) W, 60-50
 Feb. 20 Colorado (3/-) W, 89-73
 Feb. 24 @Oklahoma (3/11) W, 80-64
 Feb. 27 Missouri (3/-) W, 67-51
 March 3 Kansas (3/-) W, 77-52
 March 6 @Kansas State (3/-) W, 82-72
 Big 12 Tournament-Kansas City, Mo.-%
 March 12 *Kansas State% (3/-) W, 63-46
 March 13 *Texas A&M% (3/11) L, 70-80
 NCAA Tournament-Minneapolis, Minn.-!
 March 21 *Northern Iowa! (4/-) W, 83-44
 March 23 *UCLA! (4/22) W, 83-70
 NCAA Kansas City Regional-Kansas City, Mo.-\$
 March 28 *Kentucky\$ (4/19) L, 67-76
 *-Neutral site

2010-11

RECORD: 13-18/BIG 12: 3-13 (12TH)

HEAD COACH: CONNIE YORI

Nov. 13 Vermont W, 95-38
 Nov. 17 Miami W, 99-85
 Nov. 20 Saint Mary's W, 64-63
 Nov. 22 @Washington State W, 87-79
 Nov. 26 Nebraska-Omaha W, 80-44
 Nov. 30 UNLV (24/-) W, 65-41
 Dec. 5 @Indiana (24/-) L, 61-67
 Dec. 8 @Creighton W, 63-55
 Dec. 11 Northern Colorado W, 66-53
 Duel in the Desert - Las Vegas, Nev.-^
 Dec. 18 *Houston^ L, 70-79
 Dec. 19 *Marist^ L, 60-65
 Dec. 20 *Louisville^ L, 51-65
 Dec. 30 South Florida W, 78-59
 Jan. 2 Florida A&M W, 73-57
 Jan. 8 Oklahoma (-/19) L, 50-70
 Jan. 11 @Iowa State (-/17) L, 43-64



The 2011-12 Huskers made the first of four straight NCAA Tournament appearances despite being one of the youngest teams in school history. In its first season in the Big Ten, Nebraska advanced to the conference tournament title game.

YEAR-BY-YEAR RESULTS



Nebraska earned its second trip to the NCAA Sweet 16 in 2012-13 by knocking off No. 9 Texas A&M in College Station. The Big Ten regular-season runner-up, Nebraska was led by All-Americans Lindsey Moore and Jordan Hooper.

Jan. 16 Kansas W, 75-61 OT
 Jan. 22 @Kansas State L, 37-64
 Jan. 26 Iowa State (-/23) L, 66-85
 Jan. 29 Texas Tech W, 56-53
 Feb. 2 @Missouri L, 69-76
 Feb. 6 @Colorado L, 45-70
 Feb. 9 Baylor (-/1) L, 45-69
 Feb. 12 @Oklahoma State L, 57-80
 Feb. 15 @Texas L, 55-67
 Feb. 19 Kansas State L, 64-69
 Feb. 22 Missouri W, 76-34
 Feb. 26 @Kansas L, 61-77
 March 2 Colorado L, 61-64
 March 5 @Texas A&M (-/5) L, 49-84
 Big 12 Tournament-Kansas City, Mo.-%
 March 8 *Iowa State% L, 61-69
 *-Neutral site

2011-12

RECORD: 24-9/BIG TEN: 10-6 (6TH)

HEAD COACH: CONNIE YORI

Nov. 12 Arkansas-Pine Bluff W, 95-43
 Nov. 15 Mississippi Valley State W, 99-53
 Nov. 18 USC (-/23) W, 68-50
 Nov. 21 Savannah State W, 70-50
 Nov. 25 @Florida A&M W, 72-64
 Nov. 27 @Florida State W, 66-63
 Nov. 30 @Georgia Tech L, 57-73

Dec. 4 Texas-Pan American W, 65-27
 Dec. 8 Creighton W, 66-55
 Dec. 10 @Northern Arizona W, 97-88 2OT
 Dec. 18 Vermont (25/-) W, 94-41
 Dec. 21 South Dakota State (24/-) W, 80-71
 Dec. 30 @Penn State (23/16) W, 71-63
 Jan. 5 Indiana (19/-) W, 62-48
 Jan. 8 @Iowa (19/-) W, 77-72
 Jan. 12 @Wisconsin (15/-) W, 75-69
 Jan. 15 Penn State (15/-) L, 73-93
 Jan. 19 @Ohio State (20/10) L, 68-82
 Jan. 22 Minnesota (20/-) W, 64-49
 Jan. 26 Iowa (19/-) W, 60-53
 Jan. 29 @Illinois (19/-) W, 67-47
 Feb. 2 @Purdue (16/15) W, 93-89 3OT
 Feb. 9 Michigan (16/-) L, 52-63
 Feb. 13 @Minnesota (16/-) L, 58-64
 Feb. 16 Northwestern (16/-) L, 51-63
 Feb. 19 Wisconsin (16/-) W, 68-59
 Feb. 23 @Michigan State (23/-) L, 53-73
 Feb. 26 Ohio State (23/8) W, 71-57
 Big Ten Tournament-Indianapolis, Ind.-%
 March 1 *Northwestern% (24/-) W, 88-56
 March 2 *Iowa% (24/-) W, 80-68
 March 3 *Ohio State% (24/14) W, 77-62
 March 4 *Purdue* (24/21) L, 70-74 2OT
 NCAA Tournament-Little Rock, Ark.-\$
 March 18 *Kansas\$ (17/-) L, 49-57
 *-Neutral site

2012-13

RECORD: 25-9/BIG TEN: 12-4 (2ND)

HEAD COACH: CONNIE YORI

Nov. 9 North Carolina A&T (18/-) W, 68-50
 Nov. 11 Temple (18/-) W, 64-39
 Nov. 16 Northern Arizona (15/-) W, 77-55
 Nov. 18 @South Dakota State (15/-) L, 55-60
 Nov. 20 Sam Houston State (23/-) W, 85-72
 Nov. 23 @USC (23/-) W, 74-65
 Nov. 28 Maryland (21/11) L, 71-90
 Dec. 1 Idaho State (21/-) W, 60-51
 Dec. 5 @Creighton (25/-) L, 57-66
 Dec. 8 Florida State (25/24) W, 78-77
 Dec. 16 @South Florida W, 62-52
 Dec. 20 Oral Roberts W, 80-67
 Dec. 29 Grambling State W, 84-39
 Jan. 2 Wisconsin (25/-) W, 70-52
 Jan. 5 Purdue (25/14) L, 66-69 OT
 Jan. 10 @Indiana W, 67-38
 Jan. 13 @Penn State (-/8) L, 58-80
 Jan. 17 Illinois L, 52-62
 Jan. 20 @Minnesota W, 84-63
 Jan. 24 Michigan State (-/25) W, 59-54
 Jan. 31 @Ohio State L, 62-53
 Feb. 3 Minnesota W, 80-56
 Feb. 7 @Northwestern W, 55-50
 Feb. 11 @Iowa W, 76-75
 Feb. 14 Ohio State W, 58-39
 Feb. 21 @Michigan (24/-) W, 57-39
 Feb. 24 Iowa (24/-) W, 66-46
 Feb. 28 @Wisconsin (20/-) W, 55-53
 March 3 Penn State (20/7) L, 57-82
 Big Ten Tournament-Hoffman Estates, Ill.-%
 March 8 *Iowa% (21/-) W, 76-61
 March 9 *Purdue% (21/-) L, 64-77
 NCAA Tournament-College Station, Texas-\$
 March 23 *Chattanooga! (24/-) W, 73-59
 March 25 @Texas A&M! (24/9) W, 74-63
 NCAA Norfolk Regional-Norfolk, Va.-\$
 March 31 *Duke\$ (24/5) L, 45-53
 *-Neutral site



All-Americans Jordan Hooper and Rachel Theriot led Nebraska to its first conference tournament title and a 26-7 overall record in the second round of the 2014 NCAA Tournament.

2013-14

RECORD: 26-7/BIG TEN: 12-4 (3RD)

HEAD COACH: CONNIE YORI

Nov. 8 UCLA (17/-) W, 77-49
 Nov. 11 Alabama (15/-) W, 62-48
 Nov. 15 @Utah (15/-) W, 75-69

YEAR-BY-YEAR RESULTS

Nov. 21 Arkansas-Pine Bluff (11/-)W, 78-55
 Nov. 24 Southern (11/-)W, 87-64
 Nov. 27 UMass-Lowell (10/-)W, 77-42
 Nov. 30 Washington State (10/-)L, 72-76
 Dec. 4 @North Carolina (15/18)L, 62-75
 Dec. 8 Utah State (16/-)W, 95-75
 Dec. 14 Creighton (19/-)W, 63-38
 Dec. 21 South Dakota (19/-)W, 87-53
 Dec. 29 Oral Roberts (18/-)W, 89-53
 Jan. 2 Northwestern (18/-)W, 66-65
 Jan. 9 @Michigan State (16/-)L, 57-70
 Jan. 12 @Illinois (16/-)W, 75-56
 Jan. 16 Minnesota (18/-)W, 88-85 OT
 Jan. 19 Purdue (18/22)L, 75-77
 Jan. 26 @Northwestern (21/-)L, 59-63
 Jan. 29 MichiganW, 84-51
 Feb. 1 @IowaW, 80-67
 Feb. 5 @Wisconsin (22/-)W, 71-70 OT
 Feb. 8 Michigan State (22/24)W, 76-56
 Feb. 13 @Michigan (21/-)W, 76-68
 Feb. 16 Indiana (21/-)W, 76-61
 Feb. 20 @Ohio State (17/-)W, 67-59
 Feb. 24 Penn State (16/8)W, 94-74
 Feb. 27 Illinois (16/-)W, 72-65
 March 2 @Purdue (16/19)L, 66-82
 Big Ten Tournament-Indianapolis, Ind.-%
 March 7 *Minnesota% (16/-)W, 80-67
 March 8 *Michigan State% (16/19)W, 86-58
 March 9 *Iowa% (16/23)W, 72-65
 NCAA Tournament-Los Angeles, Calif.-!
 March 22 *Fresno State! (13/-)W, 74-55
 March 24 *Brigham Young! (13/-)L, 76-80
 *-Neutral site

2014-15

RECORD: 21-11/BIG TEN: 10-8 (7TH)
HEAD COACH: CONNIE YORI

Nov. 15 Pepperdine (16/-)W, 100-65
 Nov. 16 Alcorn State (16/-)W, 83-49
 Nov. 19 @Washington State (16/-)W, 82-61
 Nov. 23 Utah (Devaney Center) (16/-)W, 66-43
 Nov. 28 @UCLA (15/-)W, 71-66
 Nov. 30 Northern Colorado (15/-)W, 63-56
 Dec. 3 Duke (12/9)W, 60-54
 Dec. 7 @Alabama (12/-)L, 51-53
 Dec. 11 @Creighton (12/-)W, 60-57
 Dec. 13 Bakersfield (12/-)W, 54-45
 Dec. 20 High Point (12/-)W, 83-57
 Dec. 29 @Minnesota (12/-)L, 69-72
 Jan. 3 Maryland (12/14)L, 47-75
 Jan. 8 @Michigan State (19/-)W, 71-67
 Jan. 11 @Illinois (19/-)W, 58-53
 Jan. 15 Penn State (17/-)W, 73-45
 Jan. 19 Purdue (16/-)W, 69-59
 Jan. 22 @Wisconsin (16/-)W, 89-72
 Jan. 26 @Iowa (15/20)L, 72-78 OT
 Jan. 29 Illinois (15/-)W, 59-57
 Feb. 1 Michigan (15/-)W, 75-60
 Feb. 5 @Rutgers (19/21)L, 43-46
 Feb. 8 @Maryland (19/5)L, 47-59
 Feb. 12 Iowa (22/14)L, 61-69
 Feb. 15 Wisconsin (22/-)W, 70-63
 Feb. 18 @Northwestern (21/-)L, 51-59
 Feb. 21 @Indiana (21/-)W, 67-64
 Feb. 24 MinnesotaW, 74-50
 March 1 Ohio StateL, 60-78
 Big Ten Tournament-Hoffman Estates, Ill.-%
 March 5 *Illinois%W, 86-71
 March 6 *Iowa% (-/14)L, 65-74
 NCAA Tournament-Columbia, S.C.-!
 March 20 *Syracuse!L, 69-72
 *-Neutral site

2015-16

RECORD: 18-13/BIG TEN: 9-9 (7TH)
HEAD COACH: CONNIE YORI

Nov. 14 Arkansas Pine BluffW, 96-46
 Nov. 16 North FloridaW, 91-46
 Nov. 21 North Carolina CentralW, 88-47
 Nov. 23 SouthernW, 89-38
 Nov. 28 @UConn (-/1)L, 46-88

Dec. 3 NC StateW, 88-67
 Dec. 6 CreightonW, 65-63
 Dec. 8 EvansvilleW, 85-40
 Dec. 12 @California (-/22)L, 80-87 OT
 Dec. 19 Northern ArizonaW, 90-67
 Dec. 21 Arkansas StateW, 79-71
 Dec. 31 IowaL, 68-74
 Jan. 3 @Northwestern (-/14)L, 62-85
 Jan. 7 @Maryland (-/8)L, 50-89
 Jan. 10 IllinoisW, 73-57
 Jan. 13 @Penn StateW, 83-78
 Jan. 16 RutgersW, 65-54
 Jan. 20 @PurdueW, 62-61
 Jan. 24 @MichiganW, 93-81
 Jan. 27 WisconsinW, 75-62
 Jan. 30 @RutgersL, 56-66
 Feb. 2 Penn StateW, 87-69
 Feb. 7 @IndianaL, 47-59
 Feb. 11 @MinnesotaL, 73-110
 Feb. 14 Michigan State (-/17)W, 73-66
 Feb. 18 @Ohio State (-/5)L, 70-96
 Feb. 21 PurdueL, 50-68
 Feb. 24 IndianaL, 68-79
 Feb. 28 NorthwesternW, 76-67
 Big Ten Tournament-Indianapolis, Ind.-%
 March 3 *Rutgers%L, 63-66
 Women's National Invitation Tournament-Lincoln, Neb.
 March 17 Northern Iowa!L, 62-66
 *-Neutral site

2016-17

RECORD: 7-22/BIG TEN: 3-13 (11TH)
HEAD COACH: AMY WILLIAMS

Preseason Women's National Invitation Tournament-#
 Nov. 12 Texas Rio Grande Valley#W, 71-53
 Nov. 14 Missouri# (-/25)L, 35-55
 Nov. 17 Colorado State#W, 62-59
 Nov. 22 OmahaW, 66-58
 South Point Shootout - Las Vegas, Nev.-^
 Nov. 25 *Washington State^L, 65-79
 Nov. 26 *Virginia^L, 51-73
 Dec. 1 @Virginia TechL, 67-76
 Dec. 4 CaliforniaL, 65-86
 Dec. 6 DrakeL, 70-84
 Dec. 9 San Jose StateW, 83-61
 Dec. 18 @CreightonL, 64-80
 Dec. 21 UConn (-/1)L, 41-84
 Dec. 28 NorthwesternL, 58-62
 Dec. 31 @IowaL, 72-75
 Jan. 4 Maryland (-/3)L, 49-93
 Jan. 7 @Michigan StateL, 73-93
 Jan. 10 RutgersW, 62-58
 Jan. 15 @IllinoisL, 59-79
 Jan. 19 @Penn StateL, 69-86
 Jan. 22 MichiganL, 51-84
 Jan. 26 @PurdueL, 45-88
 Jan. 29 @Ohio State (-/15)L, 75-95
 Feb. 4 MinnesotaL, 69-79 OT

Feb. 9 @WisconsinL, 56-82
 Feb. 16 Ohio State (-/12)L, 69-87
 Feb. 19 IndianaW, 67-64
 Feb. 23 @Michigan (-/25)L, 60-88
 Feb. 26 Michigan StateW, 76-74 OT
 Big Ten Tournament-Indianapolis, Ind.-%
 March 1 *Illinois%L, 70-79
 *-Neutral site

2017-18

RECORD: 21-11/BIG TEN: 11-5 (T3RD)
HEAD COACH: AMY WILLIAMS

Nov. 11 SIU EdwardsvilleW, 62-53
 Nov. 14 UMKCW, 80-60
 Nov. 16 ArkansasW, 80-69
 Nov. 19 CreightonL, 49-64
 San Juan Shootout - Daytona Beach, Fla.-^
 Nov. 23 *Buffalo^L, 72-82
 Nov. 24 *Coastal Carolina^W, 55-47
 Nov. 30 ClemsonL, 66-67
 Dec. 2 Arkansas Pine BluffW, 73-52
 Dec. 6 @KansasW, 66-49
 Dec. 9 @DrakeW, 89-84 2OT
 Dec. 17 @San Jose StateW, 81-55
 Dec. 19 Florida AtlanticW, 86-69
 Dec. 22 Washington StateL, 61-73
 Dec. 28 Ohio State (-/12)L, 61-73
 Dec. 31 @MinnesotaW, 79-74
 Jan. 7 @NorthwesternW, 69-59
 Jan. 10 @IllinoisW, 80-72
 Jan. 13 Michigan (-/23)L, 64-69 OT
 Jan. 16 Iowa (-/20)W, 74-65
 Jan. 21 @Rutgers (-/25)W, 52-42
 Jan. 24 PurdueW, 75-51
 Jan. 28 @IowaW, 92-74
 Feb. 1 IllinoisW, 62-47
 Feb. 4 Maryland (-/11)L, 57-64
 Feb. 11 WisconsinW, 51-48
 Feb. 14 @Michigan StateW, 79-69
 Feb. 17 @IndianaL, 75-83
 Feb. 22 Penn StateW, 59-51
 Feb. 25 @Maryland (-/13)L, 75-77
 Big Ten Tournament-Indianapolis, Ind.-%
 March 2 *Michigan% (-/24)W, 61-54
 March 3 *Maryland% (-/17)L, 53-66
 NCAA Tournament-Austin, Texas-!
 March 17 *Arizona State!L, 62-73
 *-Neutral Site

2018-19

RECORD: 14-16/BIG TEN: 9-9 (T6TH)
HEAD COACH: AMY WILLIAMS

Nov. 7 DrakeL, 77-83
 Nov. 11 USC UpstateW, 87-64
 Nov. 16 @Washington StateL, 84-87 2OT
 Miami Thanksgiving Classic - Coral Gables, Fla.-^
 Nov. 23 @Miami^ (-/24)L, 68-82



Big Ten Coach-of-the-Year Amy Williams led Nebraska to the nation's top turnaround with a 14-game improvement in the win column over the previous season to earn a trip to the 2018 NCAA Tournament.

YEAR-BY-YEAR RESULTS



Nebraska made its 15th NCAA Tournament appearance in school history after posting a 24-9 overall record in 2021-22. The Huskers ranked 10th nationally in scoring offense and recorded four wins over 2022 NCAA Sweet Sixteen teams.

Nov. 25*Radford^	W, 77-39
Nov. 29@Louisville (-/5)	L, 68-85
Dec. 2@Creighton	L, 65-74
Dec. 5Kansas	W, 58-52
Dec. 8San Jose State	W, 96-63
Dec. 15Denver	W, 96-71
Dec. 18@Arkansas	L, 80-84
Dec. 28Michigan	W, 70-56
Dec. 31@Ohio State	W, 78-69
Jan. 3@Iowa (-/19)	L, 71-77
Jan. 8Maryland (-/9)	L, 63-81
Jan. 13Rutgers	L, 56-62
Jan. 17@Illinois	W, 77-67
Jan. 20Minnesota (-/23)	W, 63-57
Jan. 24Northwestern	L, 54-58
Jan. 27@Wisconsin	L, 69-70
Jan. 31@Purdue	W, 84-64
Feb. 3Indiana	L, 78-82
Feb. 7@Michigan	L, 61-67
Feb. 10Purdue	W, 67-61
Feb. 14@Maryland (-/7)	L, 63-89
Feb. 17Michigan State (-/24)	W, 82-71
Feb. 21@Northwestern	W, 71-64
Feb. 25Iowa (-/12)	L, 58-74
March 2@Penn State	W, 79-74
Big Ten Tournament-Indianapolis, Ind.-%		
March 7*Purdue%	L, 71-75
*-Neutral Site		

2019-20

RECORD: 17-13/BIG TEN: 7-11 (10TH)

HEAD COACH: AMY WILLIAMS

Nov. 6Alabama A&M	W, 68-46
Nov. 10@Missouri	W, 90-85 OT
Nov. 14Morgan State	W, 78-55
Nov. 17SIU Edwardsville	W, 63-49
Nov. 20Southern	W, 73-39
Nov. 24Creighton	L, 74-79
South Point Shootout - Las Vegas, Nev.-^		
Nov. 29*USC^	W, 67-54
Nov. 30*Sacred Heart^	W, 72-49
Dec. 4Duke	W, 83-79
Dec. 14Oral Roberts	W, 77-67
Dec. 22Manhattan	W, 71-51
Dec. 28Iowa	W, 78-69
Dec. 31@Michigan State	L, 70-78 OT
Jan. 4Minnesota (-/24)	W, 72-58
Jan. 9Wisconsin	W, 65-50
Jan. 12@Rutgers	L, 65-69
Jan. 16@Maryland (-/20)	L, 69-87
Jan. 19Michigan	W, 74-71
Jan. 22Purdue	L, 68-76
Jan. 25@Wisconsin	W, 72-71
Jan. 30@Minnesota	L, 61-67
Feb. 2Ohio State	L, 74-80 OT
Feb. 6@Iowa (-/20)	L, 60-76
Feb. 9Indiana (-/18)	L, 53-57

Feb. 13Penn State	W, 75-58
Feb. 16@Northwestern (-/19)	L, 56-60
Feb. 19@Ohio State	L, 52-65
Feb. 22Illinois	W, 80-58
Feb. 27@Indiana (-/22)	L, 53-81
Big Ten Tournament-Indianapolis, Ind.-%		
March 5*Michigan%	L, 75-81
*-Neutral Site		

2020-21

RECORD: 13-13/BIG TEN: 9-10 (9TH)

HEAD COACH: AMY WILLIAMS

Dec. 4Oral Roberts	W, 90-61
Dec. 6Idaho State	W, 64-51
Dec. 10Illinois	W, 78-72
Dec. 14@Creighton	L, 62-78
Dec. 20@Indiana (-/15)	L, 45-81
Dec. 23@Purdue	L, 72-83
Dec. 31Northwestern	W, 65-63
Jan. 3Rutgers	W, 53-50
Jan. 7@Michigan (-/15)	L, 62-64
Jan. 10@Michigan State (-/23)	W, 68-64
Jan. 16Ohio State (-/15)	W, 63-55
Jan. 19Minnesota	L, 71-76
Jan. 25@Illinois	W, 57-53
Jan. 28Wisconsin	W, 84-68
Feb. 4@Penn State	L, 74-85
Feb. 7@Rutgers	L, 62-78
Feb. 11Iowa	L, 81-88
Feb. 14Maryland (-/9)	L, 73-95
Feb. 17@Northwestern (-/24)	W, 71-64
Feb. 21Penn State	W, 87-72
Feb. 24@Minnesota	L, 63-73
Feb. 27Michigan State	Did Not Play
March 6@Iowa	L, 75-83
Big Ten Tournament-Indianapolis, Ind.-%		
March 10*Minnesota%	W, 72-61
March 11*Maryland% (-/7)	L, 73-83
Women's National Invitation Tournament-Memphis, Tenn.		
March 19*UT Martin	W, 72-46
March 20*Colorado	L, 71-75
*-Neutral Site		

2021-22

RECORD: 24-9/BIG TEN: 11-7 (6TH)

HEAD COACH: AMY WILLIAMS

Nov. 9Maine	W, 108-50
Nov. 11Prairie View A&M	W, 102-47
Nov. 14Alabama A&M	W, 88-33
Nov. 17Creighton	W, 67-62
Nov. 20North Carolina Central	W, 113-58
The Dana on Mission Bay Tournament - San Diego, Calif.-^		
Nov. 26*Drexel^	W, 65-53
Nov. 27@San Diego^	W, 64-56
Dec. 1@Wake Forest	W, 86-60
Dec. 6@Minnesota	W, 70-67

Dec. 11Indiana State	W, 78-50
Dec. 19Drake	W, 89-68
Dec. 22Wyoming	W, 72-61
Dec. 30@Michigan State	L, 69-72
Jan. 4Michigan (-/8)	W, 79-58
Jan. 9Iowa (-/22)	L, 86-95
Jan. 13@Indiana (-/6)	L, 65-72
Jan. 16@Iowa	L, 83-93
Jan. 27Wisconsin	W, 77-44
Jan. 30Purdue	W, 81-66
Feb. 1Rutgers	W, 50-38
Feb. 3Penn State	W, 76-61
Feb. 6@Maryland (-/17)	L, 65-80
Feb. 10@Ohio State (-/21)	L, 70-80
Feb. 12@Illinois	W, 82-63
Feb. 14Indiana (-/5)	W, 72-55
Feb. 17@Penn State	L, 76-83
Feb. 20Minnesota	W, 93-70
Feb. 23@Wisconsin	W, 80-70
Feb. 27Northwestern	W, 73-59
Big Ten Tournament-Indianapolis, Ind.-%		
March 3*Illinois%	W, 92-74
March 4*Michigan% (-/10)	W, 76-73
March 5*Iowa% (-/12)	L, 66-83
NCAA Tournament-Louisville, Ky.-!		
March 18*Gonzaga!	L, 55-68
*-Neutral Site		

2022-23

RECORD: 18-15/BIG TEN: 8-10 (8TH)

HEAD COACH: AMY WILLIAMS

Nov. 7Omaha (22/-)	W, 100-36
Nov. 11Houston Christian (22/-)	W, 79-48
Nov. 15@Creighton (22/20)	L, 51-77
Nov. 19@Drake (22/-)	L, 62-80
Nov. 22Tarleton	W, 71-53
Puerto Rico Clasico - San Juan, Puerto Rico.-^		
Nov. 25*Texas A&M-Corpus Christi^	W, 73-44
Nov. 26*Mississippi State^	W, 73-65 OT
Dec. 1@Virginia Tech (-/9)	L, 54-85
Dec. 4@Maryland (-/20)	W, 90-67
Dec. 7Wisconsin	W, 82-54
Dec. 10Samford	W, 71-46
Dec. 18Wyoming	W, 66-39
Dec. 21Kansas (-/20)	W, 85-79 3OT
Dec. 28Michigan (-/14)	L, 59-76
Jan. 1@Indiana (-/4)	L, 62-74 OT
Jan. 7@Rutgers	L, 45-57
Jan. 11Penn State	W, 80-51
Jan. 14Ohio State (-/3)	L, 67-76
Jan. 18@Purdue	W, 71-64
Jan. 22Maryland (-/11)	L, 54-69
Jan. 28@Iowa (-/10)	L, 76-80
Feb. 2Michigan State	W, 71-67
Feb. 6@Northwestern	W, 78-66
Feb. 9Illinois	L, 64-72
Feb. 12@Michigan (-/12)	L, 75-80
Feb. 15@Minnesota	L, 92-95
Feb. 18Iowa (-/7)	L, 60-80
Feb. 22@Illinois (-/25)	W, 90-57
Feb. 26Northwestern	W, 80-64
Big Ten Tournament-Minneapolis, Minn.-%		
March 2*Michigan State%	L, 64-67
Women's National Invitation Tournament-!		
March 15Missouri State!	W, 74-65
March 19Northern Iowa!	W, 77-57
March 23@Kansas!	L, 55-64
*-Neutral Site		

+ AP rankings at game time for both teams listed - (Nebraska/Opponent)

NEBRASKA ALL-TIME COACHING RECORDS

JAN CALLAHAN (1974-75, 9-7, .563, 1 SEASON)

Season	Games	Record	Pct.	Conference Record	Pct.	Conference Finish
1974-75	16	9-7	.563	None	None	None
Totals	16	9-7	.563			

GEORGE NICODEMUS (1975-77, 42-25, .627, 2 SEASONS)

Season	Games	Record	Pct.	Conference Record	Pct.	Conference Finish
1975-76	30	21-9	.710	None	None	3rd, Tournament
1976-77	37	21-16	.588	None	None	2nd, Tournament
Totals	67	42-25	.627			

MARCIA WALKER (1977-78, 12-14, .463, 1 SEASON)

Season	Games	Record	Pct.	Conference Record	Pct.	Conference Finish
1977-78	26	12-14	.463	None	None	5th, Tournament
Totals	26	12-14	.463			

LORRIE GALLAGHER (1978-80, 46-30, .605, 2 SEASONS)

Season	Games	Record	Pct.	Conference Record	Pct.	Conference Finish
1978-79	36	23-13	.639	None	None	3rd, Tournament
1979-80	40	23-17	.575	None	None	7th, Tournament
Totals	76	46-30	.605			

COLLEEN MATSUHARA (1980-83, 46-44, .511, 3 SEASONS)

Season	Games	Record	Pct.	Conference Record	Pct.	Conference Finish
1980-81	31	18-13	.581	None	None	7th, Tournament
1981-82	31	14-17	.452	None	None	3rd, Tournament
1982-83	28	14-14	.500	5-9, 5th	.357	0-1, Did not place
Totals	90	46-44	.511	5-9	.357	

KELLY HILL (1983-86, 37-47, .440, 3 SEASONS)

Season	Games	Record	Pct.	Conference Record	Pct.	Conference Tourney	NCAA Tournament
1983-84	28	16-12	.440	6-8, 6th	.429	0-1, Did not place	0-0, Did not qualify
1984-85	28	10-18	.357	5-9, 6th	.357	0-1, Did not place	0-0, Did not qualify
1985-86	28	11-17	.393	4-10, 7th	.286	0-1, Did not place	0-0, Did not qualify
Totals	84	37-47	.440	15-27	.357	0-3	0-0

ANGELA BECK (1986-97, 191-128, .599, 11 SEASONS)

Season	Games	Record	Pct.	Conference Record	Pct.	Conference Tourney	NCAA Tournament
1986-87	29	16-13	.552	8-6, 4th	.571	1-1, Semifinalist	0-0, Did not qualify
1987-88	29	22-7	.759	11-3, Champions	.786	1-1, Semifinalist	0-1, Lost to USC, 100-82
1988-89	28	14-14	.500	5-9, 7th	.357	0-1, Did not place	0-0, Did not qualify
1989-90	28	10-18	.357	2-12, 7th	.143	0-1, Did not place	0-0, Did not qualify
1990-91	28	17-11	.607	8-6, 3rd	.571	0-1, Did not place	0-0, Did not qualify
1991-92	32	21-11	.656	9-5, 3rd	.643	1-1, Semifinalist	0-0, Did not qualify (1-2 NWIT)
1992-93	31	23-8	.742	10-4, 2nd	.714	2-1, Runner-up	1-1, Def. San Diego, 81-58; Lost to USC, 78-60
1993-94	30	17-13	.567	7-7, 4th	.500	1-1, Semifinalist	0-0, Did not qualify
1994-95	27	13-14	.481	4-10, 7th	.286	0-1, Did not place	0-0, Did not qualify
1995-96	29	19-10	.655	8-6, 3rd	.571	1-1, Semifinalist	0-1, Lost to Colorado State, 66-62
1996-97	28	19-9	.679	8-8, 6th	.500	1-1, Did not place	0-0, Did not qualify
Totals	319	191-128	.599	80-76	.513	8-11	1-3

PAUL SANDERFORD (1997-2002, 88-69, .561, 5 SEASONS)

Season	Games	Record	Pct.	Conference Record	Pct.	Conference Tourney	NCAA Tournament
1997-98	33	23-10	.697	11-5, 3rd	.688	0-1, Did not place	1-1, Def. New Mexico, 76-59; Lost at ODU, 75-60
1998-99	33	21-12	.636	8-8, 5th	.500	2-1, Semifinalist	0-1, Lost to Kentucky, 98-92
1999-00	31	18-13	.581	10-6, 5th	.625	2-1, Semifinalist	0-1, Lost to Boston College, 93-76
2000-01	30	12-18	.400	4-12, 10th	.250	0-1, Did not place	Did not qualify
2001-02	30	14-16	.467	4-12, 11th	.250	0-1, Did not place	Did not qualify
Totals	157	88-69	.561	37-43	.463	4-5	1-3

CONNIE YORI (2003-16, 280-166, .628, 14 SEASONS)

Season	Games	Record	Pct.	Conference Record	Pct.	Conference Tourney	NCAA Tournament
2002-03	28	8-20	.286	1-15, 12th	.063	0-1, Did not place	Did not qualify
2003-04	30	18-12	.600	7-9, 7th	.438	0-1, Did not place	Did not qualify (WNIT, 1-1)
2004-05	32	18-14	.563	8-8, 6th	.500	1-1, Quarterfinalist	Did not qualify (WNIT, 1-1)
2005-06	32	19-13	.594	8-8, 6th	.500	1-1, Quarterfinalist	Did not qualify (WNIT, 2-1)
2006-07	32	22-10	.688	10-6, T4th	.625	0-1, Quarterfinalist	0-1, Lost to Temple, 64-61
2007-08	33	21-12	.636	9-7, 6th	.563	0-1, First Round	1-1, Def. Xavier, 61-58, Lost to Maryland, 76-64
2008-09	31	15-16	.484	6-10, T7th	.375	0-1, First Round	Did not qualify (WNIT, 0-1, Second Round)
2009-10	34	32-2	.941	16-0, Champions	1.000	1-1, Semifinalist	2-1, Def. UNI, 83-44; Def. UCLA, 83-70; Lost to Kentucky, 76-67
2010-11	31	13-18	.419	3-13, 12th	.188	0-1, First Round	Did not qualify
2011-12	33	24-9	.727	10-6, 6th	.625	3-1, Runner-up	0-1, Lost to Kansas, 57-49
2012-13	34	25-9	.735	12-4, 2nd	.750	1-1, Semifinalist	2-1, Def. Chattanooga, 73-59, Def. Texas A&M, 74-63, Lost to Duke, 53-45
2013-14	33	26-7	.788	12-4, 3rd	.750	3-0, Champion	1-1, Def. Fresno St., 74-55, Lost to BYU, 80-76
2014-15	32	21-11	.656	10-8, 7th	.556	1-1, Quarterfinalist	0-1, Lost to Syracuse, 72-69
2015-16	31	18-13	.581	9-9, T7th	.500	0-1, Second Round	Did not qualify (WNIT, 0-1)
Totals	446	280-166	.628	121-107	.531	11-13	6-7

AMY WILLIAMS (2017-PRESENT, 114-99, .535, 7 SEASONS)

Season	Games	Record	Pct.	Conference Record	Pct.	Conference Tourney	NCAA Tournament
2016-17	29	7-22	.241	3-13, T11th	.188	0-1, First Round	Did not qualify
2017-18	32	21-11	.656	11-5, T3rd	.688	1-1, Semifinalist	0-1, Lost to Arizona State, 73-62
2018-19	30	14-16	.467	9-9, T6th	.500	0-1, Second Round	Did not qualify
2019-20	30	17-13	.567	7-11, 10th	.389	0-1, Second Round	No Postseason Tournaments (coronavirus)
2020-21	26	13-13	.500	9-10, 9th	.474	1-1, Quarterfinalist	Did not qualify (WNIT 1-1, Round of 16)
2021-22	33	24-9	.727	11-7, 6th	.611	2-1, Semifinalist	0-1, Lost to Gonzaga, 68-55
2022-23	33	18-15	.545	8-10	.444	0-1, Second Round	Did not qualify (WNIT 2-1, Round of 16)
Totals	213	114-99	.535	58-65	.472	4-7	0-2

HUSKER ALL-TIME COACHING RECORD (1974-2023, 49 SEASONS)

49 Seasons	Games	Record	Pct.	Conference Record	Pct.	Conference Titles	NCAA Tournament Appearances
Totals	1,494	865-629	.579	316-330	.489	3 (1988, 2010, 2014)	15 (1988, 1993, 1996, 1998, 1999, 2000, 2007, 2008, 2010, 2012, 2013, 2014, 2015, 2018, 2022)



Coach Amy Williams led Nebraska to NCAA Tournament bids in 2018 and 2022. As a player, Williams (Gusso) helped the Huskers to NCAA tournaments in 1996 and 1998.

**KAREN JENNINGS
1993 NATIONAL
PLAYER OF THE YEAR**



TRADITION

HUSKERS GROW TRADITION WITH WILLIAMS

By Mike Babcock & Jeff Griesch

"This team of Huskers likes to practice. And they say practice makes perfect. And now they are. Perfect regular season! Perfect regular season! Nebraska finishes the regular season perfect - 29-0!"

As those words boomed from the voice of Husker play-by-play announcer Matt Coatney, the Huskers completed the first unbeaten regular season by a Big 12 men's or women's basketball team in history in 2009-10.

Nebraska's win came with more than 2,000 Big Red fans on hand at Bramlage Coliseum in Manhattan, Kan., on a day that All-American Kelsey Griffin erupted for a career-high 36 points on 15-of-19 shooting from the field in an 82-72 win over the Wildcats on March 6, 2010.

For Griffin and the Huskers, it was another step in a history-making season that left the Nebraska record book in turmoil and the Husker Nation in a fan frenzy.

The win over Kansas State also capped a perfect 16-0 conference campaign that gave the Huskers their first-ever Big 12 crown. Nebraska clinched that title at the Lloyd Noble Center in Norman, Okla., as the No. 3 Huskers ran past No. 11 and defending Big 12 champion Oklahoma, 80-64 on Feb. 24.

Griffin, the 2010 Big 12 Player of the Year, dominated the Sooners as well, pouring in 30 points while pulling down 13 rebounds, as NU improved to 13-0 in league play.

Nebraska returned home to power past Missouri, 67-51, as Griffin led the Huskers with 19 points and career highs of 17 rebounds and five blocked shots.

Following the game, the first-ever sellout crowd of 13,595 fans at the Devaney Center stayed to witness the presentation of the Big 12 regular-season trophy and a net-cutting ceremony on the Huskers' homecourt.

After the ceremony, Griffin and the Huskers signed autographs for nearly 1,000 fans until almost midnight in the hallway near the locker room.

"We were sorry to keep them waiting so long, and we just couldn't stop signing," Griffin said. "Our fans have been awesome and it was an amazing night. We wanted to celebrate with them and send them home happy."

Griffin and the 2010 Huskers sent the fans home happy one more time on Senior Night with a 77-52 win over Kansas to complete a perfect 16-0 home campaign. Griffin and fellow first-team All-Big 12 selections Cory Montgomery and Yvonne Turner, along with seniors Kala Kuhlmann, Nicole Neals and Nikki Bober were honored as the largest and most successful senior class in school history.

More than 12,000 fans were on hand for their finale, the seventh consecutive crowd exceeding 10,000 to end the season - matching the total number of crowds of greater than 10,000 in the previous 35 seasons of Nebraska women's basketball.

The Huskers stretched their school-record winning streak to 30 games before falling in the Big 12 Tournament semifinals to No. 11 Texas A&M.

At 30-1, the Huskers earned the first No. 1 seed in the NCAA Tournament in school history, before beating Northern Iowa and UCLA at Williams Arena in Minneapolis to advance to the program's first NCAA Sweet 16.

Nebraska's breakthrough 32-2 season ended with a loss to No. 19 Kentucky at the Sprint Center in Kansas City. But the loss did not define the 2010 Huskers or their impact on Nebraska women's basketball.

In the locker room in the moments following the loss, Coach Connie Yori focused on the history and memories her team made.

"In the years to come when we look back on this year, we are going to remember everything that we accomplished," Yori said. "But you all know I've said this all along, when you look back on your time at Nebraska, you won't remember the wins and losses. You are going to remember all the great times you had with your teammates on and off the court."

Nebraska's focus on team chemistry, love and respect for one another, character, effort and mental toughness, allowed the Huskers to succeed at the highest levels of any team in school history.

Nebraska's first winner of the Senior CLASS Award in any sport, Griffin produced one of the best senior seasons in school history by averaging 20.1 points and 10.4 rebounds



Amy Williams was named Nebraska's 10th women's basketball coach on April 11, 2016. A four-year letterwinner at Nebraska (Amy Gusso, 1995-98), Williams was the Summit League Coach of the Year at South Dakota in 2015 and 2016. She was the Big Ten Coach of the Year after leading Nebraska to the 2018 NCAA Tournament.

per game. She led an unprecedented hardware haul by Husker players by being named a first-team All-American by the WBCA, AP, USBWA and the Wooden Award.

A Wade and Naismith Trophy and Wooden Award finalist, Griffin was a three-time first-team All-Big 12 selection. She was joined by Montgomery and Turner on the first team, while Dominique Kelley earned honorable-mention accolades and Lindsey Moore was named to the Big 12 All-Freshman Team.

Griffin and Turner were both named to the league's five-player All-Defensive Team, while Turner was named the Big 12 Co-Defensive Player of the Year.

The Huskers continued to make history after the season ended, as Griffin was chosen as the No. 3 overall pick in the 2010 WNBA Draft. Selected by the Minnesota Lynx and then traded to the Connecticut Sun, Griffin became the highest Husker draft pick in history.

A little more than one hour later, Montgomery joined Griffin as the first pick of the third round with the No. 25 overall pick to the New York Liberty.

"It was truly a special season - a season that we will all remember for the rest of our lives," Yori said. "This was the hardest working team and the best practicing team I have ever coached, and the results were obvious. This team deserved every win and every award it received."

Yori was named the WBCA, AP, USBWA, Naismith and Kay Yow National Coach of the Year. She also earned Big 12 Coach of the Year honors. She added Big Ten Coach-of-the-Year honors in 2013 and 2014.

In 2014, Nebraska captured its first-ever conference tournament title by winning the Big Ten crown at Bankers Life Fieldhouse in Indianapolis. Jordan Hooper, who replaced Griffin in Nebraska's starting lineup, earned Big Ten Player-of-the-Year honors and first-team WBCA All-America accolades - just like her predecessor.

Hooper, a 6-2 forward from Alliance, Neb., tied Griffin's school record with 40 double-doubles and was named a first-team Senior CLASS All-American. A tremendous outside shooter, Hooper also smashed NU's three-point record with 295 in her career. She averaged 20.4 points and 9.1 rebounds per game to lead the Huskers to the second round of the NCAA Tournament. In 2013, Hooper helped the Big Red to their second NCAA Sweet 16, after leading NU to an NCAA Tournament bid in 2012. In her final three seasons, Hooper's Husker teams averaged 25 wins per season, the best three-year stretch in Nebraska history. Hooper went on to be the No. 13 overall pick in the 2014 WNBA Draft by the Tulsa Shock.

Hooper's selection, which followed Lindsey Moore's No. 12 pick by the 2013 WNBA champion Minnesota Lynx, gave the Huskers three top-15 WNBA picks and six All-America awards claimed by the Huskers from 2010 to 2014.

Like the 2010 team, the 2014 Huskers featured All-Big Ten players from top-to-bottom in their starting five. Rachel Theriot earned honorable-mention All-America accolades after being named the Big Ten Tournament MVP and a first-team All-Big Ten choice. Emily Cady and Tear'a Laudermill added second-team All-Big Ten awards, while Hailie Sample claimed a spot on the Big Ten All-Defensive Team.

Although the Huskers lost Hooper to graduation and Theriot to injury 21 games into the 2014-15 campaign, Nebraska's senior class of Cady, Laudermill, Sample and Brandi Jeffery continued the Huskers' NCAA Tournament tradition. The four seniors became the most successful class in history by becoming the first group of Huskers to advance to four consecutive NCAA tournaments. They also became the first class to produce four straight 20-win seasons on their way to a four-year program record 96 wins.

In 2015-16, Yori's 14 seasons at Nebraska came to an end with an 18-13 record that included a trip to the Postseason WNIT. She finished as the winningest coach in Nebraska women's basketball history with 280 victories, averaging 20 wins per season.

Yori had come to Nebraska on June 24, 2002. She took over following back-to-back losing seasons under Coach Paul Sanderford, and struggled to an 8-20 mark with only a handful of scholarship players in 2002-03. In her second season, Nebraska improved to 18-12 overall and made its first of seven straight postseason tournament appearances.

The Huskers added a postseason trip in 2004-05, despite featuring four first-time starters. Sophomore Kiera Hardy earned first-team All-Big 12 honors, while Jelena Spiric claimed Big 12 Newcomer-of-the-Year accolades. NU was also back in the top 25 in the national attendance rankings, averaging more than 4,000 fans per game.

The Huskers also produced the biggest win in school history with a 103-99 triple overtime victory over eventual national champion Baylor at Devaney on Jan. 12.

Nebraska made a third straight Postseason WNIT trip in 2005-06, again featuring Hardy as a first-team All-Big 12 guard, while adding Big 12 All-Freshman selection Kelsey Griffin at forward.

Hardy and Griffin helped the Huskers to a 19-13 mark in 2005-06, but still came up a win or two short of their goal of getting Nebraska back to the Big Dance.

BIG RED BUILD TITLE TRADITION IN BIG TEN

That mission was accomplished in 2007, as Hardy earned first-team All-Big 12 honors for the third straight season while shattering NU's career three-point record. Griffin joined Hardy with first-team All-Big 12 accolades, and the Huskers finished with a 22-10 overall record and a trip to the 2007 NCAA Tournament in Raleigh, N.C.

The Huskers fell in the first round to Temple, but it set up a repeat trip to the Big Dance in 2008. This time around, the 21-12 Huskers, again led by first-team All-Big 12 forward Griffin, knocked off Xavier in the first round.

After picking up just the third NCAA Tournament win in school history, the Huskers battled top-seeded Maryland down to the wire on the Terps' homecourt.

Griffin was the only returning starter on the 2008 team, as she was joined by senior Danielle Page, sophomore Yvonne Turner, junior college transfer Tay Hester and freshman Dominique Kelley in the Husker starting five.

The Huskers entered 2008-09 with high hopes, but those aspirations were tempered by a preseason foot injury to Griffin. Her injury required a pair of surgeries and she was forced to redshirt. Nebraska's inside depth was further challenged by a season-ending knee injury to Nikki Bober near the end of non-conference play. Starting forward Cory Montgomery played the entire season, but battled multiple injuries that limited her practice time early in the year. Turner also played through a shoulder injury, while Kaitlyn Burke, a part-time starter at shooting guard, struggled with a broken finger on her shooting hand.

Despite starting conference play 1-8, the Huskers refused to surrender and closed the Big 12 campaign as one of the league's hottest teams. NU finished the regular season with a 15-14 mark and a 6-10 Big 12 record to secure a seventh straight postseason trip.

Griffin, Turner, Montgomery and Kelley all returned to the starting lineup in 2009-10, and added Moore, the 2009 Washington High School Player of the Year at the point guard spot. The starting five, along with experienced senior reserves Kala Kuhlmann and Nicole Neals, and juniors Catheryn Redmon and Jessica Periago gave the Huskers the talent and depth to contend on the national level.

After injuries and graduation left the Huskers short-handed in 2010-11, a young Nebraska squad began a new building process in 2011-12. In the Huskers' first-ever Big Ten Conference season, a roster that featured six freshmen among just 10 active players rolled to the fourth-highest victory total in school history with a 24-9 record. After posting a 10-6 Big Ten regular-season mark, the Huskers stormed to the Big Ten Tournament Championship Game before falling in two overtimes to Purdue.

The young Huskers advanced to the school's 10th NCAA Tournament after posting nine wins over 2012 NCAA Tournament teams. Not only did the Huskers have to overcome their own inexperience, all five starters overcame injuries to start every game during the season.

Hooper became the first sophomore in school history to reach 1,000 career points, while becoming the first NU sophomore to produce 600 points and 300 rebounds in a season. Nebraska's first-ever first-team All-Big Ten selection, Hooper also claimed honorable-mention All-America honors from the AP and the WBCA.

A candidate for the Wade and Naismith National Player-of-the-Year awards, Hooper was joined on the Naismith watch list by Moore. The 5-9 junior was also one of eight finalists for the Nancy Lieberman Award as the nation's top point guard. A second-team All-Big Ten pick, Moore joined Hooper on the Big Ten All-Tournament Team and in Nebraska's 1,000-point club.

Cady earned a spot on the Big Ten All-Freshman team after producing one of the best rookie seasons in school history. The 6-2 forward from Seward, Neb., joined Sample in becoming the first freshmen in school history to start every game together during their rookie seasons.

The duo went on to join Hooper in the starting five for 100 consecutive games in Nebraska's first three seasons of Big Ten play.

That trio, along with Nebraska's career assist leader and 2013 honorable-mention All-American Moore, fueled the Huskers to their second NCAA Sweet 16. NU's four returning starters were joined by another Big Ten All-Freshman



All-American Kelsey Griffin earned Big 12 Player-of-the-Year honors while leading the Huskers to 30 straight wins and a No. 1 seed in the NCAA Tournament. She had her jersey retired on Jan. 29, 2014.

selection, Rachel Theriot, in powering the Huskers to a 25-9 record and a 12-4 Big Ten mark.

The Huskers played for a share of the Big Ten regular-season title in the final home game at the Devaney Center. Although they came up short, the Huskers went on to defeat Chattanooga, 73-59 in the first round of the NCAA Tournament at College Station, Texas. Two nights later, the sixth-seeded Huskers pulled one of the biggest upsets of the tournament, knocking off SEC Tournament champion and No. 9 ranked Texas A&M, 74-63, on the Aggies' homecourt at Reed Arena.

Moore closed her amazing career with her fifth double-double, producing 20 points and 10 assists. Sample made a triumphant return to her home state with 10 points and 11 rebounds to add her first career double-double.

Moore, who led NU to three NCAA tournaments including a pair of Sweet 16 bids, started more games (132) and played more minutes (4,360) than any player in school history. She also set the school record with 699 career assists, while adding 1,673 points.

Hooper was the lone senior on NU's 2013-14 squad, but she was joined by juniors Cady, Sample and Laudermill, and sophomore honorable-mention All-America point guard Theriot in the starting five.

The 2014 Huskers finished with a 26-7 overall record for the second-best winning percentage in school history, while adding a 12-4 Big Ten mark. NU played for a share of the Big Ten regular-season title again on the final day of the season, but came up short at Purdue.

After having a nine-game conference winning streak snapped in West Lafayette, the Huskers rallied for three straight convincing wins over Minnesota, No. 19 Michigan State and No. 23 Iowa at the Big Ten Tournament.

After earning their first-ever NCAA Tournament automatic bid, the Huskers claimed a No. 4 seed and

defeated Fresno State, 74-55, at Pauley Pavilion in Los Angeles. NU moved one game away from a chance to compete as a host in the NCAA Sweet 16 in its new Pinnacle Bank Arena, but came up short in an 80-74 loss to BYU.

The Cougars joined 2014 NCAA champion Connecticut, Texas A&M and DePaul for the NCAA Lincoln Regional in 2014 - the first NCAA Tournament basketball games in Lincoln since 1993.

Nearly 17,000 fans watched the three games in Lincoln, leading UConn Coach Geno Auriemma to acknowledge and praise the rise of women's basketball at Nebraska.

"Everybody's heard about the crowds here, the facilities here. Everything that's going on here. Every day's been great. The people are phenomenal. The building is spectacular. This is really, really, really nice. There's no doubt in my mind there will be another regional here, no question. Most places are fans of their team, not necessarily fans of the game. Here I think they take tremendous pride in their team, their school and the community, and they showed it."

The move into the new Pinnacle Bank Arena in downtown Lincoln brought even more excitement to Husker basketball. The \$179 million arena held a school-record-tying 16 home wins in 2013-14, along with the 11th-highest average home attendance (6,161) in NCAA women's basketball. Nebraska's total attendance of more than 110,000 ranked eighth nationally and was the second-best total in school history, trailing only the 2010 season.

The Big Red attracted more than 6,000 fans per game to Pinnacle Bank Arena again in 2014-15, and ranked among the top 10 nationally in total attendance in each of the Huskers' first three seasons in the new building.

The current atmosphere is a far cry from its humble beginnings on the UNL campus. In March of 1898, a university women's team played a game against an outside opponent for the first time. The opposition was provided by

HUSKERS BUILD POSTSEASON TRADITION

a team from Council Bluffs, Iowa. The contest was played at the Nebraska armory, Grant Memorial Hall.

Among the matters to be resolved before the game was whether men's rules or those of Smith College should apply. In 1894, only three years after Dr. James Naismith established the rules for basketball, Senda Berenson, director of physical education at Smith College in Massachusetts, modified Naismith's game for women.

In contrast to the Nebraska team, the captain of which was graduate student Louise Pound, the team from Council Bluffs had been playing by the more physical men's rules. A compromise was reached. The first half would be played by men's rules, the second by Smith College rules. The teams played six on a side: two centers, two guards and two forwards. Pound played center.

Another issue was whether men should be allowed to attend. Administrators decided that any "gentleman" accompanied by a "lady" would be admitted, but single men might be prohibited lest the game attract the wrong kind of audience. The unflattering bloomers women wore in gym classes were regarded as inappropriate dress for mixed company, regardless of the circumstances. As a result, intramural track and field competition involving women was held indoors until 1904.

Early basketball games involving the university women were well-attended, and there was "always a goodly surplus in the treasury," according to the Nebraska State Journal. The gymnasium was filled well in advance of the game's start.

The Council Bluffs team, made up of girls who were "slighter of build and younger," proved to be no match for Pound and her university teammates. Pound, who also was the first all-university tennis champion, accounted for three field goals and five free throws in a 15-7 win.

The play of Nebraska's Harriet Cooke and Marie Beach drew mention in newspaper accounts. Cooke, like Pound,

played center and accounted for Nebraska's other points. Beach was a guard, along with Marie Kennedy. The Council Bluffs forwards were much shorter and had difficulty passing the ball over Beach and Kennedy to their centers, who were responsible for scoring goals. Bertha du Teil and Helen Welch were Nebraska's forwards. Rose Long was a substitute.

Basketball was introduced in the university's physical education classes for sophomore women in 1896. As was the case with male students, class teams competed against each other. The first all-university women's team was organized in 1896, according to the Nebraska State Journal. It included the best players regardless of their class, among them Welch, the only player from that first team who participated in the contest against the Council Bluffs team in March of 1898. Welch and her five teammates were "trained" by Anne Louise Barr and played other inter-class teams.

The first women's game played before an audience was part of NU's sixth annual gymnasium exhibition in the spring of 1897, according to Phyllis Kay Wilke's "Physical Education for Women at Nebraska University, 1879-1923," published in the spring 1975 issue of Nebraska History.

Pound was the driving force in women's basketball at the university, organizing as well as playing on the earliest teams. She was a member of the team in the 1898-99 school year. It didn't play any opponents from outside of the university and very few intramural opponents, for that matter, because a large pipe organ donated by an alumni group was stored in the gym.

In April of 1901, the university sponsored a women's state tournament under Pound's direction at Grant Hall. Nebraska was represented by a first and second team in a field that included teams from the Omaha YWCA, Lincoln High and Wahoo High. The university's first team, led by captain Eleanore Miller, won the two-day competition.

In November of 1901, Nebraska played a team from the University of Missouri at Grant Hall, "the first intercollegiate match for girls ever played in the west," according to the Nebraska State Journal. Missouri was no match for its experienced opponent. Miller, who was still on the varsity team, had been succeeded as captain by Hannah Pillsbury. Nebraska won 31-4. The varsity team had yet to lose in its brief history.

Nebraska's varsity team didn't play against outside competition again until 1903, when it defeated the Omaha YWCA in Omaha 18-9 and a team from the Haskell Indian School in Lawrence, Kan., 42-8. The University second team also played that day, defeating Baker University, 22-1.

Efforts were being made to encourage intercollegiate competition for women, according to the Nebraska student yearbook for 1902, *The Sombrero*. The next university yearbook, published two years later, noted that women's basketball was experiencing dramatic growth.

In 1904, Nebraska suffered its first defeat, losing to the University of Minnesota at Minneapolis after opening an abbreviated schedule by shutting out the Lincoln YWCA 16-0. NU avenged the loss two weeks later in Lincoln.

Nebraska was 3-0 in 1905, against the Haskell Indian School, Missouri and the Omaha YWCA, the last two games on the road. The season was short but successful, the student yearbook noted: "Owing to an inability to schedule games with desirable teams, only three games were played." In 1907, no women's varsity team was picked.

In March of 1908, Nebraska played games against Minnesota, home-and-home, two weeks apart. Nebraska lost them both, 9-3 and 28-22, after a five-minute overtime. Earlier, NU had defeated a team from Nebraska Wesleyan to finish its final season with a 1-2 record.

Despite their remarkable success, the university women were allowed to play basketball only in physical education classes after April 24, 1908. In response to the concerns of faculty members, who considered such activity inappropriate, the Board of Regents abolished intercollegiate athletics for women. More than 60 years passed before the University sponsored women's teams.

Women's club teams were formed beginning in 1970. In 1974-75, such a team coached by Jan Callahan won nine of 16 games. Only three of the games were against opponents from outside the state. The team played on the small court in Mabel Lee Hall, which was named for the women's physical education director from 1924 to 1952. A typical audience might be 30, mostly friends and relatives of the players.

The modern era of women's basketball at Nebraska more accurately dates from 1975, with the arrival of Aleen Swofford as women's athletic director and the offering of scholarships. The total budget for women's athletics was less than \$40,000.

George Nicodemus, an Iowa native who had directed John F. Kennedy College in Wahoo, Neb., to a pair of AAU women's national titles, succeeded Callahan as volunteer coach of NU's fledgling program in 1975. With seven scholarships and Jan Crouch, his tallest starter at 5-foot-11, Nicodemus produced a 22-9 record in his first season. The Huskers finished third in the Big Eight Tournament in Manhattan, Kan., in February of 1976. They won the state collegiate tournament held at Midland College in Fremont, Neb.; lost in the second round of an Association of Intercollegiate Athletics for Women (AIAW) regional tournament in Fargo, N.D.; and finished by winning two consolation games at the National Women's Invitational Tournament at Amarillo, Texas.

"We are only a couple of tall girls away from winning a national championship," Nicodemus said after his first year. Nicodemus, whose duties also included the softball program, became a paid coach his second season at Nebraska, receiving an annual salary of \$12,000. The Huskers finished 20-14 and took second to Kansas State at the league tournament in Boulder, Colo. Nebraska's season ended with a 74-54 loss at Nebraska-Omaha in the first round of the state tournament.

The UNO game was Nicodemus' last as NU's coach. Dr. June Davis, who had served for two years as women's sports information director at the university, succeeded Swofford as women's athletic director and set about



Karen Jennings earned the 1993 Wade Trophy and was Nebraska's first first-team All-American. Jennings was a two-time CoSIDA Academic All-American of the Year for women's basketball and was inducted into the CoSIDA Academic All-America Hall of Fame in 2008.

ALL-AMERICANS CALL NEBRASKA HOME

replacing Nicodemus. He passed away on Sept. 3, 2016, at the age of 92.

Davis hired Marcia Walker, who had spent two years at Dakota Wesleyan. Walker announced she would resign with about a third of a 12-14 season remaining. The team would have four more coaches in the next nine years, including Lorrie Gallagher, Colleen Matsuhara, Kelly Hill and Angela Beck, who finally brought stability to the program in 1986.

Gallagher followed Walker and coached two 20-win seasons, both of which earned the Huskers AIAW regional tournament berths. The first of Matsuhara's three teams advanced to an AIAW regional, making it three in a row. NU would have only one winning season in the next five.

The Huskers lost nearly twice as often as they won during the next two years, which preceded the promotion of Dr. Barbara Hibner to women's athletic director and Beck's arrival from Bradley.

Among the dominant Nebraska players of the late 1970s and early 1980s were 1,000-point career-scorers Jan Crouch, Diane DelVigna, Janet Smith, Kathy Hagerstrom, Cathy Owen, Debra Powell, Stacy Imming and Angie Miller. Powell finished her four-year career in 1984-85 with 1,843 points.

Powell was the first Husker to earn first-team All-Big Eight honors, earning the award as a junior. DelVigna was the most prolific of the eight scorers, averaging 19.1 points per game during her two seasons at NU. Smith, who played on the three consecutive AIAW regional qualifiers coached by Gallagher and Matsuhara, pulled down a school-record 1,280 rebounds and scored 1,284 points.

The 29-year-old Beck, a native of Decatur, Ill., had been an All-American at Millikan, an NCAA Division III school in her hometown. Beck inherited two players who helped the Huskers make history by capturing their first Big Eight regular-season title, the best record in school history and the first NCAA Tournament bid in 1988.

The two players, both Nebraskans, were Maurice Ivy and Amy Stephens. The 5-foot-9 Ivy joined the Huskers in 1984, after a remarkable career at Omaha Central. She was a three-time Super-State basketball player and was chosen by the Lincoln Journal Star as the state's outstanding female high school athlete for 1984. Stephens arrived a year later from Alliance, Neb., where she enjoyed a high school career as much publicized as that of Ivy. Both were prolific scorers.

Ivy was the first player to score 2,000 career points at Nebraska. She reached that total, appropriately enough, at the Bob Devaney Sports Center on "Maurice Ivy Night" in February of 1988. Mayor Bernie Simon had declared Feb. 17, "Maurice Ivy Day" in Omaha. A proclamation to that effect was read before the game against Kansas. Ivy received a plaque from Omaha's Lewis and Clark Junior High, and her high school coach announced that her No. 22 jersey was being retired by Omaha Central.

Proving her sense of the dramatic was as keen as her shooting eye, Ivy hit a free throw with 23 seconds left for point No. 2,001. That point also secured what would be a 76-72 victory. Ivy hit three more free throws before game's end. The win was crucial to Nebraska winning the conference crown and earning an at-large bid in the NCAA Tournament. The season and Ivy's Nebraska career ended at 22-7 with a 100-82 loss at USC in the first round of the regional at Los Angeles. Ivy was chosen as the 1988 Big Eight Player of the Year. Beck was the conference coach of the year, and Kim Harris, a transfer from Bradley, earned Big Eight Newcomer-of-the-Year honors.

Ivy, whose career point total reached 2,131, was named to the Big Eight's all-decade women's basketball team for the 1980s. Stephens, who finished just 24 points shy of 2,000, received honorable mention on the all-decade team.

Karen Jennings was recruited from Persia, Iowa, in 1989, after playing six-on-six, half-court basketball at Tri-Center High School in Neola, Iowa, where she averaged an astonishing 59 points per game as a senior. Jennings adapted quickly to five-on-five basketball, leading the Huskers to back-to-back 20-win seasons as a junior and senior. She was voted the Big Eight Player of the Year both seasons, and in 1992-93, after Nebraska earned an NCAA regional bid, was chosen a first-team WBCA All-American.

Nebraska finished second in the Big Eight, then lost to Kansas 64-60 in the conference championship game at



Jordan Hooper earned first-team WBCA All-America honors after being named the 2014 Big Ten Player of the Year. Hooper was a starter on the USA Basketball World University Games Team that won gold in Russia in 2013.

Salina, Kan., to enter NCAA play with a 22-7 record. The Huskers defeated San Diego in Lincoln, 81-58, before losing to USC, 78-60, in Los Angeles.

During a ceremony at halftime of a victory against Iowa State at the Bob Devaney Sports Center in January of 1995, Karen Jennings' No. 51 jersey was retired. Jennings was the first woman basketball player in the history of the University of Nebraska to be so honored.

Given Jennings' accomplishments in four seasons as a Husker, the honor was a slam dunk. She was the first woman in school history to be chosen as a first-team basketball All-American. She was awarded the Margaret Wade Trophy after her senior season. Wade was the first woman's coach to be inducted into the National Basketball Hall of Fame in Springfield, Mass. The trophy named in her honor is presented annually by the WBCA to the women's collegiate player voted to be the nation's best.

Jennings twice was honored as the Big Eight Conference Player of the Year. She finished as Nebraska's career scoring leader and the second-leading scorer in conference history. She was first-team all-conference three times, and she led the Huskers to the NCAA Tournament in 1993.

Jennings distinguished herself in the classroom as well. She was a three-time Academic All-American. She earned Big Eight and NCAA post-graduate scholarships, and her academic success, combined with her athletic accomplishments, earned her recognition as the Big Eight Female Athlete of the Year in 1993.

Jennings continued to thrive following her tremendous athletic and academic accomplishments at Nebraska. After a successful career as a physical therapist, she changed gears and thrived in the real estate business in Omaha. Along the way, she contributed thousands of hours of community service and began to raise a family. For her success as a collegiate student-athlete and her accomplishments after her career, Jennings was honored with induction into the Academic All-America Hall of Fame in the summer of 2008.

Described as "the best of the best of the best" by longtime Academic All-America Hall of Fame spokesman

and award-winning broadcaster Dick Enberg, fewer than 300 student-athletes all-time, across all-sports have been honored with Hall of Fame induction.

She also was selected to the inaugural class of the University of Nebraska Athletics Hall of Fame in 2015.

Beck, who added a freshman walk-on from Spearfish, S.D., named Amy Gusso to her 1994-95 roster, coached Nebraska to the 1996 NCAA Tournament before leaving for the fledgling (and now defunct) American Basketball League after the 1996-97 season. Beck was replaced by Paul Sanderford, who had taken Western Kentucky to the NCAA Tournament 12 times in 15 years as a coach. His Hilltoppers advanced to the semifinals three times and lost in the 1992 title game.

The 1997-98 squad led by Anna DeForge included fellow senior Gusso and tied then-school records for wins (23) and conference victories (11) and advanced to an NCAA sub-regional at Norfolk, Va., where it defeated New Mexico before bowing out against perennial power Old Dominion.

In 1998-99, the Nicole Kubik-led Huskers finished 21-12 and advanced to the NCAA Tournament, losing to Kentucky 98-92. In 1999-2000, the Huskers achieved another school first by advancing to their third consecutive NCAA Tournament, while Kubik capped her career by finishing as the school's No. 7 all-time scorer while ranking in the top 25 in NCAA Division I history with 418 career steals.

Kubik joined fellow seniors Brooke Schwartz and Charlie Rogers in becoming the first Nebraska natives from the same recruiting class to all score 1,000 points. Keeping the best of Nebraska's players at home has continued.

Yvonne Turner, the 2006 Nebraska High School Player of the Year, finished her NU career with 1,101 points, while becoming just the sixth guard in Husker history with more than 1,000 points, 200 assists and 200 steals. Dominique Kelley, the 2007 Nebraska High School Player of the Year, joined Turner in the 1,000-point club one year later.

Jordan Hooper was the 2008 and 2010 Nebraska High School Player of the Year, and finished her Husker career No. 2 in points (2,357) and rebounds (1,110). Emily Cady became the 13th native Nebraskan in NU's 1,000-point club and closed her outstanding four-year career with 1,461 points, 1,114 rebounds and 305 assists as one of the most versatile players in school history.

The Huskers began a new chapter in their women's basketball history with the return of Coach Amy (Gusso) Williams in 2016-17. A hard-working former Husker who earned back-to-back Summit League Coach-of-the-Year honors at South Dakota (2015, 2016), Williams began a substantial rebuilding project in 2016-17.

In her second season at Nebraska, Williams captured Big Ten Coach-of-the-Year honors by leading the nation's top turnaround while guiding the Huskers to the NCAA Tournament in 2018.

Nebraska was postseason eligible again in 2020 before the COVID-19 pandemic ended seasons around the world. NU rebuilt again to earn a trip to the 2021 WNIT, before advancing to their 15th NCAA Tournament in school history with their 18th 20-win season in 2021-22.

Four Huskers earned All-Big Ten honors in 2021-22, led by Big Ten Freshman of the Year Alexis Markowski. The two-time Nebraska High School Player of the Year joined fellow newcomer Jaz Shelley in earning second-team All-Big Ten honors, while captains Sam Haiby and Isabelle Bourne claimed honorable-mention accolades. Another native Nebraskan, Allison Weidner emerged into the starting five as a freshman in 2021-22.

The same four Huskers earned All-Big Ten honors again in 2022-23, led by Shelley, who claimed first-team honors. Markowski added second-team accolades while Bourne and Haiby pitched in honorable-mention recognition. Haiby's season was reduced by injuries at the start and end of the year, while Weidner suffered a season-ending injury in the 13th game - a triple-overtime win over then-unbeaten and No. 20 Kansas. The Huskers finished 18-15 and just missed another NCAA Tournament bid before advancing to the WNIT Super 16.

As the popularity of women's basketball at Nebraska continues to grow, the Huskers are confident that the best in the growing tradition of Big Red basketball is yet to come.

HONORS & AWARDS

OLYMPIANS

2016..... Danielle Page, Serbia (Bronze)
 2012..... Chelsea Aubry, Canada (Captain)
 2008..... Chelsea Aubry, Canada

HUSKERS IN THE WNBA DRAFT

2022..... Leigha Brown, 2nd round
 (No. 15 overall, Atlanta)
 2019..... Jessica Shepard, 2nd round
 (No. 16 overall, Minnesota)
 2014..... Jordan Hooper, 2nd round
 (No. 13 overall, Tulsa)
 2013..... Lindsey Moore, 1st round
 (No. 12 overall, Minnesota)
 2010..... Kelsey Griffin, 1st round
 (No. 3 overall, Minnesota)
 2010..... Cory Montgomery, 3rd round
 (No. 25 overall, New York)
 2007..... Kiera Hardy, 3rd round
 (No. 39 overall, Connecticut)
 2000..... Nicole Kubik, 1st round
 (No. 15 overall, Los Angeles)

HUSKERS IN THE WNBA

2023..... Leigha Brown (Connecticut)
 2019-23..... Jessica Shepard (Minnesota)
 2017-19, 2022-23..... Yvonne Turner (Phoenix, Atlanta, Seattle)
 2014-17..... Jordan Hooper
 (Tulsa, Dallas, Connecticut, Atlanta, Chicago)
 2013-14..... Lindsey Moore (Minnesota)
 2010-14..... Kelsey Griffin (Connecticut)
 2008..... Danielle Page (Connecticut)
 2000-09..... Anna DeForge
 (Detroit, Phoenix, Indiana, Minnesota)
 2000..... Nicole Kubik (Phoenix)

NEBRASKA ATHLETICSHALL OF FAME

2021..... Kelsey Griffin
 2020..... Maurtice Ivy
 2015..... Karen Jennings

NEBRASKA JERSEY RETIRED

2014..... Kelsey Griffin (#23)
 2011..... Maurtice Ivy (#30)
 1993..... Karen Jennings (#51)

CSC ACADEMIC ALL-AMERICA HALL OF FAME

2008..... Karen Jennings

WADE TROPHY WINNER

1993..... Karen Jennings

WADE TROPHY FINALIST

2014..... Jordan Hooper (1 of 12)
 2010..... Kelsey Griffin (1 of 12)
 1993..... Karen Jennings

WADE TROPHY CANDIDATE

2015..... Rachel Theriot (1 of 25)
 2014..... Jordan Hooper (1 of 33)
 2013..... Lindsey Moore (1 of 33)
 2013..... Jordan Hooper (1 of 33)
 2012..... Jordan Hooper (1 of 33)
 2010..... Kelsey Griffin (1 of 30)
 1993..... Karen Jennings

NAISMITH TROPHY FINALIST

2010..... Kelsey Griffin (1 of 4)

NAISMITH TROPHY CANDIDATE

2023..... Alexis Markowski (1 of 50)
 2023..... Jaz Shelley (1 of 50)
 2016..... Jessica Shepard (1 of 30)
 2015..... Rachel Theriot (1 of 50)
 2014..... Jordan Hooper (1 of 32)
 2013..... Jordan Hooper (1 of 32)
 2013..... Lindsey Moore (1 of 32)
 2012..... Jordan Hooper (1 of 32)



Kelsey Griffin captured Nebraska's first Senior CLASS Award across all sports in 2010. The three-time first-team All-Big 12 pick was the 2010 Nebraska Female Student-Athlete of the Year.

2012..... Lindsey Moore (1 of 32)
 2010..... Kelsey Griffin (1 of 30)

WOODEN AWARD FINALIST

2014..... Jordan Hooper (1 of 15)
 2010..... Kelsey Griffin (1 of 5)

WOODEN AWARD CANDIDATE

2015..... Rachel Theriot (1 of 30)
 2014..... Jordan Hooper (1 of 30)
 2013..... Jordan Hooper (1 of 30)
 2013..... Lindsey Moore (1 of 30)
 2010..... Kelsey Griffin (1 of 30)

HONDA SPORTS AWARD

2010..... Kelsey Griffin (1 of 4)

WBCA FIRST-TEAM ALL-AMERICAN

2013-14..... Jordan Hooper (1 of 10)
 2009-10..... Kelsey Griffin (1 of 10)
 1992-93..... Karen Jennings (1 of 10)

AP FIRST-TEAM ALL-AMERICAN

2009-10..... Kelsey Griffin (1 of 5)

USBWA FIRST-TEAM ALL-AMERICAN

2009-10..... Kelsey Griffin

WOODEN FIRST-TEAM ALL-AMERICAN

2009-10..... Kelsey Griffin

AP SECOND-TEAM ALL-AMERICAN

2013-14..... Jordan Hooper

WBCA HONORABLE-MENTION ALL-AMERICAN

2012-13..... Jordan Hooper
 2011-12..... Jordan Hooper
 2006-07..... Kiera Hardy
 1997-98..... Anna DeForge
 1991-92..... Karen Jennings
 1990-91..... Karen Jennings
 1988-89..... Amy Stephens

AP HONORABLE-MENTION ALL-AMERICAN

2013-14..... Rachel Theriot
 2012-13..... Lindsey Moore
 2012-13..... Jordan Hooper
 2011-12..... Jordan Hooper
 1998-99..... Nicole Kubik
 1997-98..... Anna DeForge
 1996-97..... Anna DeForge

WBCA ALL-REGION

2013-14..... Jordan Hooper (Region 6)
 2012-13..... Jordan Hooper (Region 6)
 2011-12..... Jordan Hooper (Region 6)
 2009-10..... Kelsey Griffin (Region 5)
 2006-07..... Kiera Hardy (Region 5)
 1997-98..... Anna DeForge (Region 5)
 1988-89..... Amy Stephens (Region 5)

CSC ACADEMIC

ALL-AMERICAN OF THE YEAR

1992-93..... Karen Jennings
 1991-92..... Karen Jennings

CSC ACADEMIC ALL-AMERICAN

1992-93..... Karen Jennings (1st)
 1991-92..... Karen Jennings (1st)
 1990-91..... Karen Jennings (1st)
 1987-88..... Stephanie Bolli (1st)
 1985-86..... Stephanie Bolli (HM)
 1984-85..... Terri Parriott (3rd)
 1983-84..... Cathy Owen (3rd)
 1983-84..... Kelli Benson (HM)

SENIOR CLASS AWARD

2009-10..... Kelsey Griffin

SENIOR CLASS ALL-AMERICAN

2013-14..... Jordan Hooper (1 of 5)

SENIOR CLASS AWARD CANDIDATE

2015-16..... Rachel Theriot (1 of 30)
 2013-14..... Jordan Hooper (1 of 30)
 2011-12..... Kaitlyn Burke (1 of 30)
 2009-10..... Kelsey Griffin (1 of 30)

WBCA ALL-STAR CHALLENGE

1999-00..... Nicole Kubik

WOMEN'S BASKETBALL NEWS SERVICE

DEFENSIVE PLAYER OF THE YEAR

1998-99..... Nicole Kubik

WBNS ALL-AMERICAN

1999-00..... Nicole Kubik (2nd)
 1998-99..... Nicole Kubik (2nd)

WBJ DEFENSIVE ALL-AMERICAN

1999-00..... Nicole Kubik (1st)
 1998-99..... Nicole Kubik (1st)

NATIONAL COACH OF THE YEAR

2009-10..... Connie Yori, WBCA (Region 5)
 2009-10..... Connie Yori, Associated Press
 2009-10..... Connie Yori, USBWA
 2009-10..... Connie Yori, Naismith Award
 2009-10..... Connie Yori, Kay Yow Award

BIG TEN COACH OF THE YEAR

2017-18..... Amy Williams
 2013-14..... Connie Yori
 2012-13..... Connie Yori

BIG 12 COACH OF THE YEAR

2009-10..... Connie Yori

BIG EIGHT COACH OF THE YEAR

1987-88..... Angela Beck

BIG EIGHT FEMALE ATHLETE OF THE YEAR

1992-93..... Karen Jennings

BIG TEN PLAYER OF THE YEAR

2013-14..... Jordan Hooper

BIG 12 PLAYER OF THE YEAR

2009-10..... Kelsey Griffin

HONORS & AWARDS

BIG EIGHT PLAYER OF THE YEAR

1992-93 Karen Jennings
1991-92 Karen Jennings
1987-88 Maurtice Ivy

BIG 12 DEFENSIVE PLAYER OF THE YEAR

2009-10 Yvonne Turner

BIG TEN SIXTH PLAYER OF THE YEAR

2019-20 Leigha Brown

BIG TEN FRESHMAN OF THE YEAR

2021-22 Alexis Markowski
2015-16 Jessica Shepard

BIG 12 NEWCOMER OF THE YEAR

2004-05 Jelena Spiric
2001-02 Keasha Cannon

BIG EIGHT NEWCOMER OF THE YEAR

1990-91 Meggan Yedsena
1989-90 Karen Jennings
1987-88 Kim Harris

BIG TEN ALL-TOURNAMENT TEAM

2013-14 Rachel Theriot (MVP)
2013-14 Jordan Hooper
2012-13 Lindsey Moore
2011-12 Lindsey Moore
2011-12 Jordan Hooper

BIG 12 ALL-TOURNAMENT TEAM

1999-00 Nicole Kubik
1996-97 Anna DeForge

BIG EIGHT ALL-TOURNAMENT TEAM

1992-93 Karen Jennings
1987-88 Maurtice Ivy
1986-87 Maurtice Ivy
1981-82 Kathy Hagerstrom
1979-80 Diane DeVigna
..... Janet Smith
1978-79 Diane DeVigna
..... Carol Garey
1976-77 Jan Crouch
1975-76 Kathy Hawkins

ALL-BIG TEN

2022-23 Jaz Shelley (1st)
..... Alexis Markowski (2nd)
..... Isabelle Bourne (HM)
..... Sam Haiby (HM)
2021-22 Alexis Markowski (2nd/All-Freshman)
..... Jaz Shelley (2nd/All-Defensive)
..... Isabelle Bourne (HM)
..... Sam Haiby (HM)
2020-21 Sam Haiby (2nd)
..... Isabelle Bourne (HM)
..... Kate Cain (HM/All-Defensive)
2019-20 Leigha Brown (HM)
..... Kate Cain (HM/All-Defensive)
2018-19 Hannah Whitish (HM)
2017-18 Hannah Whitish (2nd)
..... Kate Cain (All-Freshman/All-Defensive)
2016-17 Jessica Shepard (2nd)
2015-16 Jessica Shepard (1st, Freshman of the Year)
..... Natalie Romeo (2nd)
..... Rachel Theriot (HM, media)
2014-15 Emily Cady (2nd)
..... Rachel Theriot (2nd)
..... Tear'a Lauderhill (HM)
2013-14 Jordan Hooper (1st)
..... Rachel Theriot (1st)
..... Emily Cady (2nd)
..... Tear'a Lauderhill (2nd)
..... Hailie Sample (All-Defensive)
2012-13 Jordan Hooper (1st)
..... Lindsey Moore (2nd)
..... Emily Cady (HM, media)
..... Rachel Theriot (All-Freshman)



Nebraska's Kelsey Griffin (far right) is pictured here with the 2010 WBCA First-Team All-Americans. Griffin also earned first-team All-America honors from the Associated Press, U.S. Basketball Writers Association and the Wooden Award.

2011-12 Jordan Hooper (1st)
..... Lindsey Moore (2nd)
..... Emily Cady (HM, media)
..... Emily Cady (All-Freshman)

ALL-BIG 12

2010-11 Lindsey Moore (HM)
..... Jordan Hooper (All-Freshman)
2009-10 Kelsey Griffin (1st/All-Defensive)
..... Cory Montgomery (1st)
..... Yvonne Turner (1st/All-Defensive)
..... Dominique Kelley (HM)
..... Lindsey Moore (All-Freshman)
2008-09 Cory Montgomery (HM)
..... Yvonne Turner (All-Defensive)
2007-08 Kelsey Griffin (1st)
..... Danielle Page (HM)
..... Yvonne Turner (All-Defensive)
2006-07 Kiera Hardy (1st)
..... Kelsey Griffin (1st)
..... Chelsea Aubry (HM)
2005-06 Kiera Hardy (1st)
..... Kelsey Griffin (All-Freshman)
2004-05 Kiera Hardy (1st)
..... Jina Johansen (HM)
2003-04 Keasha Cannon-Johnson (HM)
..... Alexa Johnson (HM)
2002-03 Alexa Johnson (HM)
2001-02 Keasha Cannon (HM)
2000-01 Casey Leonhardt (HM)
1999-00 Nicole Kubik (1st)
..... Brooke Schwartz (HM)
1998-99 Nicole Kubik (2nd)
..... Brooke Schwartz (3rd)
1997-98 Anna DeForge (1st)
..... Nicole Kubik (3rd)
1996-97 Anna DeForge (1st)
..... LaToya Doage (3rd)
..... Tina McClain (HM)

ALL-BIG EIGHT

1995-96 Tina McClain (2nd)
..... Kate Galligan (HM)
..... Pyra Aarden (HM)
..... Anna DeForge (HM)
..... LaToya Doage (HM)
1994-95 Anna DeForge (HM)
..... Pyra Aarden (HM)

1993-94 Nafeesah Brown (1st)
..... Meggan Yedsena (2nd)
1992-93 Karen Jennings (1st)
..... Meggan Yedsena (2nd)
..... Nafeesah Brown (HM)
1991-92 Karen Jennings (1st)
..... Meggan Yedsena (2nd)
1990-91 Karen Jennings (1st)
..... Meggan Yedsena (HM)
1989-90 Ann Halsne (HM)
1988-89 Amy Stephens (1st)
1987-88 Maurtice Ivy (1st)
1986-87 Maurtice Ivy (1st)
1985-86 Maurtice Ivy (1st)
..... Angie Miller (HM)
1984-85 Debra Powell (2nd)
1983-84 Debra Powell (1st)

NEBRASKA FEMALE

STUDENT-ATHLETE OF THE YEAR

2009-10 Kelsey Griffin
2002-03 Laura Pilakowski
1992-93 Karen Jennings

BIG TEN POSTGRADUATE SCHOLARSHIP

2019-20 Grace Mitchell

BIG 12 POSTGRADUATE SCHOLARSHIP

2009-10 Kelsey Griffin
2002-03 Laura Pilakowski
1998-99 Kate Benson

BIG TEN DISTINGUISHED SCHOLARS (17 Awards, 11 Individuals)

2022-23 Sam Haiby
..... Annika Stewart
2020-21 Isabelle Bourne
..... Kate Cain
2019-20 Kate Cain
..... Kristian Hudson
..... Grace Mitchell
2018-19 Kate Cain
..... Grace Mitchell
2017-18 Grace Mitchell
..... Emily Wood
2016-17 Emily Wood
2015-16 Emily Wood
2013-14 Jordan Hooper
..... Sadie Murren

HONORS & AWARDS

2011-12 Kaitlyn Burke
..... Harleen Sidhu

ACADEMIC ALL-BIG TEN

(59 Awards, 36 Individuals)

2022-23 Isabelle Bourne
..... Kendall Coley
..... Sam Haiby
..... Alexis Markowski
..... Kendall Moriarty
..... Jaz Shelley
..... Annika Stewart
..... Allison Weidner
2021-22 Isabelle Bourne
..... Whitney Brown
..... MiCole Cayton
..... Kendall Coley
..... Bella Cravens
..... Nailah Dillard
..... Sam Haiby
..... Ruby Porter
..... Annika Stewart
2020-21 Isabelle Bourne
..... Kate Cain
2019-20 Leigha Brown
..... Kate Cain
..... Sam Haiby
..... Kristian Hudson
..... Taylor Kissinger
..... Kayla Mershon
..... Grace Mitchell
..... Ashtyn Veerbeek
2018-19 Kate Cain
..... Taylor Kissinger
..... Grace Mitchell
..... Maddie Simon
2017-18 Jasmine Cincore
..... Grace Mitchell
..... Janay Morton
..... Maddie Simon
..... Emily Wood
2016-17 Jasmine Cincore
..... Allie Havers
..... Maddie Simon
..... Emily Wood
2015-16 Jasmine Cincore
..... Allie Havers
..... Anya Kalenta
..... Natalie Romeo
..... Rachel Theriot
..... Emily Wood
2014-15 Allie Havers
..... Rachel Theriot
2013-14 Jordan Hooper
..... Sadie Murren
..... Rachel Theriot
2012-13 Jordan Hooper
..... Katie Simon
2011-12 Kaitlyn Burke
..... Jordan Hooper
..... Adrianna Maurer
..... Harleen Sidhu
..... Katie Simon
..... Rebecca Woodberry

ACADEMIC ALL-BIG 12

(67 Awards, 57 First Team, 37 Individuals)

2010-11 Kaitlyn Burke
..... Jessica Periago
..... Harleen Sidhu
2009-10 Nikki Bober
..... Kala Kuhlmann
..... Kelsey Griffin
..... Cory Montgomery
..... Nicole Neals
..... Jessica Periago
2008-09 Kaitlyn Burke
..... Kala Kuhlmann
..... Jessica Periago
..... Cory Montgomery (2nd)
2007-08 Kelsey Griffin
..... Danielle Page



Husker legend Maurtice Ivy (2020) was inducted into the Nebraska Athletics Hall of Fame alongside fellow women's basketball players Kelsey Griffin (2021) and Karen Jennings (2015).

..... Kala Kuhlmann
..... Cory Montgomery
2006-07 Kelsey Griffin
..... Danielle Page
..... Jelena Spirc
..... Chelsea Aubry (2nd)
2005-06 Jessica Gerhart
..... Sarah White
..... Danielle Page (2nd)
2004-05 Jina Johansen
..... Jessica Gerhart
..... Chelsea Aubry (2nd)
2003-04 Jina Johansen
..... Katie Morse
2002-03 Greichaly Cepero
..... Jina Johansen
..... Laura Pilakowski
..... Shahidrah Roberts (2nd)
2001-02 K.C. Cowgill
..... Alexa Johnson
..... Katie Morse
2000-01 Greichaly Cepero
..... Stephanie Jones
..... Paige Sutton
..... Shahidrah Roberts (2nd)
1999-00 Jennifer Jaracz
..... Charlie Rogers
1998-99 Kate Benson
..... Jennifer Jaracz
..... Cori McDill
..... Lisa Reitsma
..... Charlie Rogers
..... Amanda Went
1997-98 Kate Benson
..... Amy Gusso
..... J.J. Jurgens
..... Jami Kubik

..... Cori McDill
..... Charlie Rogers
..... Amanda Went
..... Anna DeForge (HM)
..... Emily Thompson (HM)
1996-97 Kate Benson
..... Amy Gusso
..... J.J. Jurgens
..... Jami Kubik
..... Nicole Kubik
..... Cori McDill
..... Charlie Rogers
..... Renee Saunders
..... Anna DeForge (HM)
..... Sheila McPherson (HM)

ACADEMIC ALL-BIG EIGHT

(43 Awards, 27 Individuals)

1995-96 Pyra Aarden
..... Kate Benson
..... Lis Brenden
..... Kate Galligan
..... Amy Gusso
..... J.J. Jurgens
..... Jami Kubik
..... Cori McDill
..... Kate McEwen
..... Sheila McPherson
1994-95 Pyra Aarden
..... Kate Galligan
..... Jami Kubik
..... Lis Brenden
..... Anna DeForge
..... Kate McEwen
..... Tanya Upthegrove
1993-94 Kate Galligan
..... Pyra Aarden
..... Chris Dillavou
..... Dina Haselip
..... Tanya Upthegrove
1992-93 Karen Jennings
..... Meggan Yedsena
..... Kristi Anderson
..... Kate Galligan
..... Dina Haselip
1991-92 Karen Jennings
..... Meggan Yedsena
1990-91 Ann Halsne
..... Karen Jennings
1989-90 Ann Halsne
..... Carol Russell
..... Sarah Muller
1988-89 Amy Bullock
..... Ann Halsne
1987-88 Stephanie Bolli
1986-87 Stephanie Bolli
..... Stacy Imming
1985-86 Stephanie Bolli
1984-85 Terri Parriott
1983-84 Kelli Benson
..... Cathy Owen

BIG TEN SPORTSMANSHIP AWARD

2022-23 Isabelle Bourne
2021-22 Bella Cravens
2020-21 Bella Cravens
2019-20 Grace Mitchell
2018-19 Maddie Simon
2017-18 Emily Wood
2016-17 Emily Wood
2015-16 Natalie Romeo
2014-15 Hailie Sample
2013-14 Jordan Hooper
2012-13 Meghin Williams
2011-12 Kaitlyn Burke

NEBRASKA 2,000-POINT SCORERS



2,405 POINTS (1)

HONORS & AWARDS

- University of Nebraska Athletics Hall of Fame (Inaugural Class, 2015)
- CSC Academic All-America Hall of Fame Inductee (2008)
- Captain Nebraska's All-Century Team (2000)
- Nebraska Jersey Retired (1993)
- Margaret Wade Trophy Nation's Outstanding Player (1993)
- WBCA/Kodak First-Team All-American (1993)
- CSC Academic All-American of the Year (1992, 1993)
- CSC First-Team Academic All-American (1991, 1992, 1993)
- Big Eight Female Athlete of the Year (1993)
- Big Eight Player of the Year (1992, 1993)
- Big Eight Newcomer of the Year (1990)
- First-Team All-Big Eight (1991, 1992, 1993)
- Big Eight All-Tournament Team (1993)
- First-Team Academic All-Big Eight (1991, 1992, 1993)

The most decorated women's basketball player in school history, Karen Jennings earned the Margaret Wade Trophy as the nation's outstanding player and WBCA/Kodak First-Team All-America honors in 1993.

The 6-2 forward from Persia, Iowa, was a four-year starter and led Nebraska to the second round of the 1993 NCAA Tournament. The first Husker to have her jersey retired, Jennings' No. 51 was retired in 1994 and formally put on display at the Devaney Center in 2006. A giant banner displaying her name and No. 51 are now on permanent display alongside Maurice Ivy's No. 30 and Kelsey Griffin's No. 23 at Pinnacle Bank Arena.

KAREN JENNINGS 51

1990-93 6-2 Forward Persia, Iowa (Tri-Center Community)

In March of 2015, she was named to the inaugural class of the University of Nebraska Athletics Hall of Fame - one of 22 athletes across all sports.

Jennings was one of the top student-athletes in NU history. She captured College Sports Communicators Academic All-American-of-the-Year honors in 1992 and 1993, while claiming CSC First-Team Academic All-America honors three times (1991, 1992, 1993). A two-time Big Eight Conference Player of the Year (1992, 1993) and a three-time first-team all-conference pick, Jennings was the Big Eight Newcomer of the Year in 1990.

The captain of Nebraska's All-Century Team announced in February of 2000, Jennings closed her career as the first player in school history to score more than 2,000 points and record 1,000 rebounds.

Jennings was also chosen as one of 25 Women of Distinction honored during the Nebraska Athletic Department's Silver Anniversary celebration of 25 years of women's athletics at NU in 1999-2000.

Jennings averaged 20.2 points and 8.4 rebounds per game in her career, while ranking fifth in career rebounds (1,000), first in field goals made (981), second in field-goal percentage (.568), third in field goals attempted (1,726), tied for fourth in free throws attempted (570) and fifth in free throws made (426).

Jennings' 810 points and 25.3 points per game average in 1991-92 rank as the top single-season totals in school history, while her 10.0 rebounds per game allowed her to average a double-double as a junior. She also owns NU's single-game scoring mark with 48 points in an 87-82 win at Kansas State on Jan. 21, 1992.

In her freshman season, the Huskers struggled to a 10-18 overall record, but with Jennings as a nucleus, NU improved to 17-11 the next season. She set the Husker sophomore record for scoring average at 20.5 points per game (574 points).

NU continued to improve in Jennings' record-setting junior campaign, posting a 21-11 mark and advancing to the National Women's Invitational Tournament.

In her final season, Jennings helped Nebraska to its first NCAA Tournament win in history with 14 points and eight rebounds in an 81-58 win over San Diego at the Bob Devaney Sports Center on March 17, 1993.

Jennings added 16 points and 13 rebounds in a 78-60 loss at Southern California in the tournament's second round. NU finished with a 23-8 record and a second-place finish with a 10-4 mark in the Big Eight.

Jennings also claimed a spot on the Big Eight All-Tournament team after leading the Huskers to the tournament championship game.

Following a career in physical therapy, Jennings became a highly successful real estate agent in Omaha. Jennings became the first Nebraska female student-athlete to be inducted into the College Sports Communicators Academic All-America Hall of Fame in 2008.



KAREN JENNINGS career statistics

Year	G-GS	Min	FG-FGA	Pct.	3P-3PA	Pct.	FT-FTA	Pct.	Reb.-Avg.	PF-D	A	TO	Blk	ST	Pts-Avg.
1989-90	28-15	620	157-298	.527	0-0	.000	60-101	.594	184-6.6	79-3	35	73	11	24	374-13.4
1990-91	28-28	770	236-413	.571	0-1	.000	102-137	.745	248-8.9	77-2	57	109	11	42	574-20.5
1991-92	32-32	1,029	337-559	.603	7-20	.350	129-165	.782	319-10.0	100-4	45	130	20	42	810-25.3
1992-93	31-31	951	251-456	.550	10-32	.313	135-167	.808	249-8.0	94-2	48	101	21	58	647-20.9
Career	119-106	3,370	981-1,726	.568	17-53	.321	426-570	.747	1,000-8.4	350-11	185	413	63	166	2,405-20.2

NEBRASKA 2,000-POINT SCORERS

**2,357 POINTS (2)****HONORS & AWARDS**

- First-Team WBCA All-American (2014)
- First-Team Senior CLASS All-American (2014)
- Second-Team Associated Press All-American (2014)
- No. 13 Overall Pick in 2014 WNBA Draft (Tulsa Shock, 1st Pick, 2nd Round)
- Wade Trophy Finalist (2014)
- Wooden Award Finalist (2014)
- Senior CLASS Award Finalist (2014)
- Naismith Trophy Midseason Top 30 (2012, 2013, 2014)
- Two-Time Honorable-Mention All-American (WBCA, AP, 2012, 2013)
- Big Ten Player of the Year (2014)
- First-Team All-Big Ten (2012, 2013, 2014)
- Big Ten All-Tournament Team (2012, 2014)
- USA Basketball World University Games Gold Medalist (2013)
- Big 12 All-Freshman Team (2011)
- Academic All-Big Ten (2012, 2013, 2014)
- Big Ten Sportsmanship Award (2014)

The most athletic forward in Nebraska women's basketball history, Jordan Hooper finished No. 2 at NU in points (2,357) and third in rebounds (1,110) while smashing the Husker record with 295 threes.

The 6-2 forward from Alliance, Neb., not only finished in a tie for No. 4 in Big Ten Conference history in three-pointers made, she was also one of only three players in Big Ten history to achieve the combined milestones of 2,300 points and 1,100 rebounds. She was the first Husker to ever accomplish that feat.

Hooper, who tied Kelsey Griffin's school record with 40 career double-doubles, became Nebraska's first Big Ten Player of the Year in 2014, joining Griffin

JORDAN HOOPER**2011-14 6-2 Forward Alliance, Nebraska (Alliance)****35**

(Big 12, 2010), Karen Jennings (Big Eight, 1993) and Maurice Ivy (Big Eight, 1988) as the only Huskers to claim conference player-of-the-year awards.

As a senior, Hooper became the third first-team All-American in Nebraska history, joining fellow 2,000-point scorers Jennings (1993) and Griffin (2010). A standout on the court, in the classroom and in the community, Hooper was one of five Senior CLASS Award first-team All-Americans. She was a second-team All-American by the Associated Press before being selected by Tulsa with the No. 13 pick in the WNBA Draft.

Hooper led the Big Red to the most successful three-year stretch in school history. NU finished with a 26-7 overall record during Hooper's senior season. The Huskers played for a share of the regular-season Big Ten title in the final game of the year for the second straight season before settling for third with a 12-4 league mark in 2013-14.

NU played for a share of the regular-season crown, going 25-9 overall and 12-4 in the Big Ten in 2012-13.

As a sophomore, Hooper helped the Huskers to a 24-9 mark and a trip to the Big Ten Tournament title game.

After coming up short in those first three championship game appearances, Hooper and the Huskers claimed Nebraska's first-ever conference tournament title with a 72-65 win over Iowa on March 9, 2014, in Indianapolis.

Hooper also led the Big Red to three straight NCAA appearances from 2012 through 2014, including the school's second NCAA Sweet 16 bid in 2013. The 2013 and 2014 Huskers also became the first teams in NU history to win NCAA Tournament games in consecutive seasons. Overall, Nebraska averaged 25 wins per season in Hooper's last three years. Prior to her arrival as a two-time Nebraska Gatorade High School Player of the Year (2008, 2010), only one Husker team had ever won more than 23 games in a season.

A three-time All-American by both the WBCA and the Associated Press, Hooper was a three-time candidate for the Wade and Naismith trophies. She was a finalist for the Wade and Wooden awards in 2014. She was a three-time first-team All-Big Ten and a two-time Big Ten All-Tournament choice. Hooper was also a three-time academic All-Big Ten selection and NU's Big Ten Sportsmanship Award winner in 2014.

As a senior, Hooper averaged 20.4 points and 9.1 rebounds to push her career averages to 18.0 points and 8.5 boards per game. She started all 131 games of her career to rank third in NU history, while becoming one of just three Huskers to play 4,000 career minutes.

The first pick of the second round of the 2014 WNBA Draft by Tulsa, Hooper averaged 5.8 points and 2.4 rebounds per game as a rookie, before

helping the Shock to the playoffs in her second WNBA season. She played for the Dallas Wings in 2016, before splitting time with Connecticut, Atlanta and Chicago in 2017.

In addition to her four seasons in the WNBA, Hooper has been a professional overseas for nine years. She played for Besiktas (Turkey) in 2014-15, averaging 13.1 points and 6.0 rebounds per game.

Hooper played 15 games for Ateniens de Manat in Puerto Rico before starring for Southeast Queensland in Australia's WNBL in 2015-16. She ranked third in scoring (18.5 ppg) and seventh in rebounding (8.6 rpg) in the league.

She went back to Turkey to play for the University of Istanbul Club in 2016-17, averaging 12.5 points and 6.2 rebounds over 25 games, before returning to the WNBL to average 11.8 points and 5.0 rebounds for the Canberra Capitals in 2017-18.

She has spent four of the past five seasons in Israel, including Elitzur Holon (18.1 ppg, 8.6 rpg, 2018-19), and A.S. Ramat Hasharon (13.0 ppg, 9.7 rpg, 2019-20), before spending 2020-21 with BK Tsmoki-Minsk in the Belarus Premier League (15.3 ppg, 8.8 rpg). She returned to Israel the past two seasons for Hapoel Petik Tikva (15.7 ppg, 9.0 rpg, 2021-22) and Hapoel Rishon Le-Zion (13.4 ppg, 8.6 rpg, 2022-23).

Hooper earned her bachelor's degree in psychology from Nebraska in May of 2014.

**JORDAN HOOPER career statistics**

Year	G-GS	Min	FG-FGA	Pct.	3P-3PA	Pct.	FT-FTA	Pct.	Off-Def	Reb.-Avg.	PF-D	A	TO	Blk	ST	Pts-Avg.
2010-11	31-31	908	162-447	.362	67-184	.364	63-86	.733	70-135	205-6.6	74-0	10	43	16	24	454-14.6
2011-12	33-33	979	207-522	.397	67-210	.319	143-183	.781	93-213	306-9.3	55-0	15	63	23	29	624-18.9
2012-13	34-34	1,048	215-537	.400	81-242	.335	96-117	.821	86-214	300-8.8	44-0	22	44	18	36	607-17.9
2013-14	33-33	1,095	233-533	.437	80-220	.364	126-157	.803	62-237	299-9.1	59-0	40	38	17	33	672-20.4
Career	131-131	4,030	817-2,039	.401	295-856	.345	428-543	.788	311-799	1,110-8.5	232-0	87	192	74	122	2,357-18.0

NEBRASKA 2,000-POINT SCORERS



2,131 POINTS (3)

HONORS & AWARDS

- University of Nebraska Athletics Hall of Fame (Class of 2020)
- Big Eight Player of the Year (1988)
- Three-Time First-Team All-Big Eight (1986, 1987, 1988)
- Two-Time Big Eight All-Tournament Team (1987, 1988)
- Nebraska Jersey Retired (2011)
- Nebraska All-Century Team (2000)
- No. 3 on Nebraska Career Scoring List (2,131)
- No. 2 on Nebraska Single-Game Scoring List (46 vs. Illinois, Dec. 30, 1986)
- No. 7 on Nebraska Career Blocked Shot List (104)
- Tied for No. 8 at Nebraska in Career Double-Doubles (21)
- No. 8 on Nebraska Career Steals List (215)
- No. 9 on Nebraska Career Rebounding List (778)

One of the most athletic players in Nebraska history, Maurtice Ivy was the first player in Husker history to surpass the 2,000-point barrier.

Ivy, who became the second Husker to have her jersey retired (Jan. 16, 2011), joins fellow 2,000-point scorers Karen Jennings (No. 51, 1994) and Kelsey Griffin (No. 23, 2014) in being honored with giant banners featuring their names and numbers on display at Pinnacle Bank Arena.

Ivy also became the second women's basketball player inducted into the Nebraska Athletics Hall of Fame in 2020.

Ivy was one of five players chosen to Nebraska's All-Century Team in February of 2000, and one of the "25 Women of Distinction"

MAURTICE IVY

1985-88 5-9 Forward/Guard Omaha, Nebraska (Central)

30

selected in 1999-2000 as part of the school's silver anniversary of women's athletics.

The athletic wing player from Omaha Central High School was the first Husker to earn Big Eight Player-of-the-Year honors after leading Nebraska to the Big Eight title in 1988. Ivy also earned a spot on the Big Eight All-Tournament team in 1986-87 and 1987-88.

A three-time first-team All-Big Eight pick, Ivy's 19.2 points per game rank second on Nebraska's career charts, while her 778 career rebounds rank ninth on the Huskers' all-time list. She is also tied for eighth in Husker history with 21 career double-doubles, including 10 as a sophomore in 1985-86.

Although Ivy was only 5-9, her outstanding leaping ability and court awareness made her a fierce shot blocker, as she ranks seventh on NU's all-time list with 104 blocked shots. Ivy also ranks, second in career field goals made (847) and attempted (1,799), third in free throws made (431), tied for fourth in free throws attempted (570) and eighth in career steals (215).

Ivy's 23.6 points per game average in 1986-87 rank as the second-best single-season scoring average in school history, and her 683 points as a junior rank as the fourth-highest total at Nebraska. Her 153 made free throws and 196 free throws attempted in 1986-87 were single-season Nebraska records until Kelsey Griffin and Dominique Kelley both eclipsed those marks in 2009-10.

Ivy produced one of the greatest performances in Husker history when she erupted for 46 points in Nebraska's 100-87 loss to Illinois at Maples Pavilion in Stanford, Calif., on Dec. 30, 1986.

It was one of eight 30-point scoring efforts in Ivy's career, including a pair of 35-point performances against Oklahoma and Kansas in 1987.

She added the 11th-best rebound total in school history with 19 boards to go along with 23 points in a 104-63 win over Brigham Young at the Illinois

Invitational in Champaign, Ill., on Dec. 14, 1985. She also had 29 points and 14 rebounds at Iowa State on Feb. 22, 1986.

Along with leading the Huskers to their first conference title, Ivy guided Nebraska to its first NCAA Tournament appearance in 1988.

Ivy led the Huskers in the 100-82 loss at USC with a team-high 22 points to go along with nine rebounds, four assists, one blocked shot and one steal in her final game in a Nebraska uniform. Ivy served as an assistant coach at Nebraska-Omaha from the summer of 2004 through the end of the 2006-07 season, before becoming the head coach at Peru State College in the summer of 2007. She coached for six seasons at Peru State. She currently lives in Omaha.



MAURTICE IVY career statistics

Year	G-GS	Min	FG-FGA	Pct.	3P-3PA	Pct.	FT-FTA	Pct.	Reb.-Avg.	PF-D	A	TO	Blk	ST	Pts-Avg.
1984-85	26-24	712	145-348	.417	N/A	.000	73-108	.676	142-5.5	80-4	41	68	27	51	363-14.0
1985-86	27-27	808	219-500	.438	N/A	.000	94-124	.758	233-8.6	93-4	70	121	27	54	532-19.7
1986-87	29-29	951	265-517	.513	N/A	.000	153-196	.781	226-7.8	94-4	75	134	34	55	683-23.6
1987-88	29-27	845	218-434	.502	6-10	.600	111-142	.782	177-6.1	90-1	111	121	16	55	553-19.1
Career	111-107	3,316	847-1,799	.471	6-10	.600	431-570	.756	778-7.0	357-13	297	444	104	215	2,131-19.2

NEBRASKA 2,000-POINT SCORERS



2,033 POINTS (4)

KELSEY GRIFFIN

23

2006-10 6-2 Forward Eagle River, Alaska (Chugiak)

Alaska, averaged 20.1 points and 10.4 rebounds per game while leading Nebraska to its best season in school history. The 2010 Big 12 Player of the Year, Griffin earned first-team All-America honors from the WBCA, Associated Press, U.S. Basketball Writers Association and the Wooden Award while powering Nebraska to its first NCAA Sweet 16 and its first Big 12 regular-season title.

Along the way, Griffin was named a finalist for every major national player-of-the-year award (Wade, Naismith, Wooden, Honda) and was Nebraska's first Senior CLASS Award winner in any sport. She was also a finalist for the V Foundation Comeback Award and the National Consortium on Academics and Sports Giant Steps Courageous Student-Athlete Award.

Griffin, who led Nebraska to its highest national rankings and first NCAA Tournament No. 1 seed, closed her career with a then-school-record 127 starts. She ranks fourth in school history with 2,033 points and 1,019 rebounds. She joins 1993 Wade Trophy winner Karen Jennings and 2014 first-team All-American Jordan Hooper as the only Huskers in history with 2,000 points and 1,000 boards. Griffin and Hooper also share the NU career record with 40 double-doubles. Griffin produced a single-season record 20 double-doubles as a senior in 2009-10.

A three-time first-team All-Big 12 pick, Griffin earned a spot on the Big 12 All-Defensive Team as a senior with single-season career bests of 60 steals, 26 blocks and a remarkable 29 charges drawn.

Griffin erupted for a career-high 36 points at Kansas State on March 6 to carry NU to the first perfect season in Big 12 history, helping the Huskers improve to 29-0 overall and 16-0 in the league. She hit 15-of-19 shots against the Wildcats. It was Griffin's fifth career 30-point effort, including her fourth as a senior (31 points, 11 rebounds vs. Creighton; 30/14 vs. No. 5 LSU; 30/13 at No. 11 Oklahoma).

Griffin earned six Big 12 Player-of-the-Week awards as a senior, including four straight to end the season. She finished with 104 career double-figure scoring efforts, including each of Nebraska's three games in the 2010 NCAA Tournament, when she averaged 18.3 points and 11.7 rebounds per game.

After a sensational start as a freshman, Griffin battled illness down the stretch, limiting her playing time during the last half of the 2006 Big 12 season.

In 2006-07, she was challenged by a breathing condition with effects similar to asthma. In 2007-08, Griffin played the entire year with a protective vest after cracking a rib in an exhibition game.

The rib injury and breathing condition could not stop Griffin from averaging 16.8 points and 8.2 rebounds. They also couldn't stop her from carrying NU to its first NCAA Tournament win since 1998.

Griffin erupted for 26 points going head-to-head with Xavier's post duo of 6-6 Ta'Shia Phillips and 6-5 Amber Harris to guide NU to a win over the Musketeers in College Park, Md.

However, in 2008-09 Griffin was forced to miss the entire season with a foot injury that required a pair of surgeries. She returned to full health before the start of the 2009-10 campaign.

Following her collegiate career, Griffin was the No. 3 overall pick in the WNBA Draft by the Minnesota Lynx. She was quickly traded to the Connecticut Sun, where she earned one of five spots on the 2010 WNBA All-Rookie Team. Griffin spent her fifth and final WNBA season with the Connecticut Sun in 2014. In 2013, Griffin started all 34 games while averaging 8.7 points and 5.0 rebounds. She played 133 WNBA games with 61 starts in her first four seasons, while averaging 5.0 points and 3.9 boards per game in her career.

Griffin has continued to be one of the top professionals in the world as a three-time WNBL champion (2013, 2014, 2019) and a three-time WNBL Grand Final MVP (2013, 2014, 2019). The 2019 WNBL MVP, she is a three-time first-team All-WNBL choice (2015, 2016, 2019) and earned second-team honors in 2022. She was voted the WNBL Defensive Player of the Year in 2015.

Griffin played professionally in Hungary in 2010-11 and Israel in 2011-12, before joining the Bendigo Spirit in Australia's WNBL in 2012-13. She led Bendigo to the WNBL title and was named the MVP of the championship series in both 2013 and 2014. Griffin was a member of the WNBL All-Star Five and the league's Defensive Player of the Year in 2014-15, averaging 16.0 points and 9.2 rebounds.

She played alongside former Husker teammate and Canadian Olympian Chelsea Aubry in Bendigo for three seasons (2012-13 to 2014-15).

In 2015-16, Griffin ranked fourth in the WNBL in scoring (17.9 ppg), third in rebounding (10.0 rpg), fourth in steals (41) and ninth in blocks (20) despite battling a hamstring injury. In 2016-17, she averaged 15.1 points and 7.7 rebounds, before spending her sixth season in Bendigo in 2017-18.

In 2018-19, Griffin was the WNBL MVP after leading the Canberra Capitals to the league title. She led the WNBL in scoring (19.7 ppg) and rebounding (12.3 rpg) while ranking fifth in steals (1.7 spg) and eighth in blocks (1.0 bpg). She had 29 points and 15 rebounds in the championship game win over Adelaide, hitting five three-pointers. She was the MVP of the Grand Final, averaging 25.0 points and 16.7 rebounds in the series.

In 2020, the WNBL season was just six weeks (COVID-19), and Griffin appeared in 12 games, averaging 12 points and 8.1 rebounds for Canberra.

As a co-captain for the Capitals in 2021-22, Griffin earned second-team All-WNBL honors with 15.1 points, 8.1 rebounds and 2.2 assists. She returned to Bendigo in 2022-23, averaging 15.3 points, 7.4 rebounds, 2.3 assists and 2.6 steals despite being limited by a hamstring injury. She has completed 13 pro seasons, including 11 in Australia.

She claimed her permanent citizenship in Australia in 2015, and earned MVP honors at the 2017 Asia Cup in her first Australian National Team appearance. She also competed for the Opals at the Commonwealth Games in 2018. She was scheduled to represent Australia in the first FIBA 3x3 Olympic Qualifying Tournament in India (March 18-22, 2020) before it was canceled by the coronavirus outbreak.

HONORS & AWARDS

- University of Nebraska Athletics Hall of Fame (Class of 2021)
- Nebraska Jersey Retired (2014)
- 2010 Senior CLASS Award Winner
- No. 3 Overall Pick in 2010 WNBA Draft (Minnesota Lynx)
- 2010 WNBA All-Rookie Team (1 of 5, Connecticut Sun)
- U.S. National Select Team Member (2010)
- National Player-of-the-Year Finalist (2010) (Wade, Naismith, Wooden, Honda)
- First-Team All-American (AP, WBCA, USBWA, Wooden, 2010)
- Big 12 Player of the Year (2010)
- Nebraska Female Student-Athlete of the Year (2010)
- Three-Time First-Team All-Big 12 (2007, 2008, 2010)
- Three-Time First-Team Academic All-Big 12 (2007, 2008, 2010)
- NU Game, Season, Career Records for Free Throws Made
- Big 12 Freshman of the Year (Dallas Morning News, 2006)
- Big 12 All-Rookie Team (Coaches, 2006)
- Nine-Time Big 12 Player of the Week (March 8, 2010; March 1, 2010; Feb. 22, 2010; Feb. 15, 2010; Jan. 4, 2010; Dec. 21, 2009; Feb. 4, 2008; Feb. 5, 2007; Jan. 8, 2007)
- Nine-Time Big 12 Commissioner's Honor Roll (Fall, 2005, 2006, 2007, 2008, 2009; Spring, 2006, 2007, 2008, 2009)
- Big 12 Good Works Team (2007)

One of the most decorated players in Nebraska history, Kelsey Griffin joined her 2,000-point scoring predecessors Karen Jennings and Maurice Ivy with the honor of having her jersey retired on Jan. 29, 2014. A banner with Griffin's No. 23 and her name hang alongside Jennings' No. 51 and Ivy's No. 30 on permanent display at Pinnacle Bank Arena.

Griffin also joined Jennings and Ivy with induction into the Nebraska Athletics Hall of Fame in 2021.

Griffin produced one of the best senior seasons in school history on her way to first-team All-America honors in 2009-10. The 6-2 forward from Eagle River,

KELSEY GRIFFIN career statistics

Year	G-GS	Min	FG-FGA	Pct.	3P-3PA	Pct.	FT-FTA	Pct.	Off-Def	Reb.-Avg.	PF-D	A	TO	Blk	ST	Pts-Avg.
2005-06	32-32	793	151-279	.541	1-4	.250	121-174	.695	83-109	192-6.0	82-4	28	48	24	40	424-13.3
2006-07	32-32	778	177-324	.546	1-9	.111	125-173	.723	96-169	265-8.3	78-0	35	63	19	36	480-15.0
2007-08	29-29	752	158-295	.536	1-7	.143	127-176	.722	58-150	208-7.2	55-1	30	64	25	40	444-15.3
2008-09	Injured - Redshirt Season															
2009-10	34-34	948	245-411	.596	6-24	.250	189-250	.756	118-236	354-10.4	72-0	63	64	26	60	685-20.1
Career	127-127	3,271	731-1,309	.558	9-44	.205	562-773	.727	355-664	1,019-8.0	287-5	156	239	94	176	2,033-16.0

NEBRASKA 1,000-POINT SCORERS



AMY STEPHENS

1986-89
5-6, Guard
Alliance, Neb.
(Alliance)
1,976 Points (5)

35

One of the greatest three-point shooters in Nebraska history, Amy Stephens connected on 129 of 323 long-range attempts (.399) in just two seasons with the three-point shot at her disposal.

The 5-6 guard from Alliance, Neb., is tied for second on Nebraska's single-season list with 85 made threes in 216 attempts as a senior in 1988-89, when she produced the third-highest scoring average (21.9 ppg) and 10th-highest point total (612) in school history. She claimed a spot on Nebraska's All-Century Team when it was announced in February of 2000.



Amy Stephens was chosen to Nebraska's All-Century Team, joining Karen Jennings, Maurice Ivy, Nicole Kubik and Anna DeForge.

Along with being a tremendous scorer with 1,976 career points, Stephens was a gifted passer, ranking eighth all-time with 444 assists. She was also a strong defensive player, ranking third at Nebraska with 280 career steals. She started 113 games and posted the third-best free throw percentage (.837) in NU history.

Stephens erupted for the fourth-highest single-game point total in school history with 40 points in an 85-76 win over Oklahoma on Feb. 8, 1989. She added 37 points in an 82-79 loss at Kansas on Feb. 4, 1989, where she tied her personal best with seven threes, which she also hit against Iowa on Dec. 30, 1988. Stephens earned WBCA/Kodak Region 5 All-America honors in 1988-89 to go along with first-team All-Big Eight Conference accolades.

Playing alongside three-time first-team All-Big Eight performer Maurice Ivy, Stephens helped Nebraska to the Big Eight title and its first NCAA Tournament in 1988. In a 100-82 loss at USC, Stephens hit four threes and scored 20 points, while adding three assists and two rebounds.

Stephens began her coaching career as an undergraduate assistant at Nebraska in 1990-91. She was an assistant at Iowa State in 1992-93 and 1993-94. She served as the head coach at Nebraska-Kearney from 1994-95 through 2001-02. She returned to NU on Coach Connie Yori's first staff in 2002-03, before being named the head coach at Drake. She spent nine seasons with the Bulldogs from 2003-04 through 2011-12. Stephens was an assistant at Saint Louis in 2012-13 and Memphis in 2013-14. She returned to the Nebraska staff as an assistant in 2014-15 and 2015-16. She returned to Memphis as an associate head coach for three seasons (2018-21).

AMY STEPHENS career statistics

Year	G-GS	FG-FGA	FT-FTA	3FG-Att.	Reb.-Avg.	TP-Avg.
1985-86	28-27	160-303	32-39	NA	114-4.1	352-12.6
1986-87	29-29	245-447	56-70	NA	74-2.6	546-18.8
1987-88	29-29	185-395	52-60	44-107	109-3.8	466-16.1
1988-89	28-28	226-513	75-88	85-216	117-4.2	612-21.9
Career	114-113	816-1,658	215-257	129-323	414-3.6	1,976-17.3



KIERA HARDY

2004-07
5-6, Guard
Kansas City, Mo.
(O'Hara)
1,930 Points (6)

21

Perhaps the most explosive player and creative shot-maker in Nebraska history, Kiera Hardy closed her career as one of the most prolific three-point shooters in Husker history.

Hardy, who earned WBCA Region 5 All-America honors as a senior, ranks sixth on Nebraska's all-time scoring list with 1,930 points. She also held NU's career three-point mark with 267 until Jordan Hooper hit 295 from 2011 to 2014. Hardy, Hooper and Hannah Whitish are the only Huskers with more than 200 career threes.



A three-time first-team All-Big 12 pick, Kiera Hardy was one of the most explosive players in the Big 12 Conference in her three years as a starter.

Hardy tied Amy Stephens for second on the school single-season three-point list with 85 as a sophomore in 2004-05. Hardy added the junior single-season record with 81 in 2005-06.

A three-time first-team All-Big 12 selection for the Huskers, Hardy joins Hooper, Karen Jennings, Maurice Ivy and Kelsey Griffin as the only three-time first-team all-conference selections in NU history. She also joined Chelsea Aubry as the first two Huskers to earn four straight postseason tournament bids.

Before Hardy's arrival on campus, the Huskers had failed to advance to postseason play for three consecutive seasons.

As a freshman, Hardy came off the bench to average 9.1 points per game in 27 contests. She helped NU to the postseason after the Huskers went 8-20 the year before she arrived in Lincoln. As a sophomore, Hardy made a splash on the Big 12 and national scene by averaging 19 points per game.

She grabbed national headlines with her 37-point eruption against eventual national champion Baylor, as the Huskers knocked off the then-No. 2 Lady Bears, 103-99 in triple overtime, on Jan. 12, 2005.

Hardy's effort against Baylor marked a career high and was one of four 30-point performances in her career. She capped her sophomore season by tying a then-school record with seven threes against Iowa in the Postseason WNIT.


After leading NU to a third straight WNIT trip as a junior, Hardy guided the Huskers to their first NCAA Tournament berth since 2000 as a senior. She produced the third-highest scoring total by a Husker in the NCAA Tournament with 23 points in a loss to Temple. Hardy was a third-round pick of the Connecticut Sun in the 2007 WNBA Draft.

Hardy played professionally for Haukar in Iceland before playing for Strakonice in the Czech Republic in 2009-10. She also played for the Kansas City Queenz in the WBCBL in 2010. She was an assistant coach at Texas-Pan American in 2012-13. She earned her master's degree from Grand Canyon in 2019. She completed her third season as the head girls basketball coach at St. Teresa's Academy in Kansas City in 2022-23.

KIERA HARDY career statistics

Year	G-GS	FG-FGA	FT-FTA	3FG-Att.	Reb.-Avg.	TP-Avg.
2003-04	27-0	88-227	41-49	30-97	79-2.9	247-9.1
2004-05	32-31	226-560	72-89	85-238	117-3.7	609-19.0
2005-06	32-32	201-509	77-98	81-224	99-3.1	560-17.5
2006-07	32-32	177-424	89-108	71-193	97-3.0	514-16.1
Career	123-95	692-1,720	279-344	267-752	392-3.2	1,930-15.7

NEBRASKA 1,000-POINT SCORERS



NICOLE KUBIK

1997-2000
5-10, Guard
Cambridge, Neb.
(Cambridge)
1,867 Points (7)

32

Nicole Kubik's success on the court was almost criminal. The 5-10 guard from Cambridge, Neb., was a two-time first-team defensive All-American by the Women's Basketball News Service, and ranks 21st all-time in NCAA Division I with 418 career steals. As a junior, she set the school record with a nation-leading 136 steals to earn Women's Basketball News Service National Defensive Player-of-the-Year honors.



Nicole Kubik was a two-time defensive All-American for the Huskers and a first-round WNBA Draft pick.

Kubik added 108 steals as a senior and 104 steals as a sophomore, giving her the top three single-season totals in school history.

Defense was just a small part of Kubik's game. She led the Huskers in scoring as a junior and a senior and ranks seventh in NU history with 1,867 points. She ranks fifth in school history with 563 career assists. A dangerous penetrator, Kubik had a knack for getting to the free throw line. Her 440 made free throws rank No. 2 on the Husker charts, while her 586 free throw attempts rank third. Her 119 career starts rank ninth.

As a senior, Kubik was one of 10 finalists for the Nancy Lieberman-Cline Award honoring the nation's top point guard. She earned first-team All-Big 12 and Big 12 All-Tournament honors and was chosen for the WBCA All-Star Challenge. She was also honored as one of five players on Nebraska's All-Century Team announced in February of 2000.

Kubik became the first Husker player ever chosen in the WNBA Draft

in 2000. She was taken with the 15th overall pick in the first round by the Los Angeles Sparks. Kubik did not make the Sparks' opening day roster, but signed a contract with the Phoenix Mercury on July 30, 2000. She played in her first WNBA game later that same day.

As a junior, Kubik earned National Defensive Player-of-the-Year honors from the Women's Basketball News Service to go along with honorable-mention All-America accolades from The Associated Press. Her junior season scoring average ranks ninth all-time on the Husker season charts, while her 654 points as a junior rank sixth on Nebraska's single-season list.

Kubik produced one of the best single-game efforts in school history with 36 points, eight rebounds, eight steals and six assists, while setting then-NU records with 16 free throws in 18 attempts, to lead the Huskers to an 82-62 win over Kansas on Jan. 16, 1999.

Always at her best in big games, Kubik led Nebraska to three consecutive NCAA Tournament appearances and scored 81 points in four tournament games, including an NU NCAA Tournament single-game record 32 points in a 98-92 loss to Kentucky in Los Angeles, on March 13, 1999.

Kubik earned second-team All-Big 12 honors in 1998-99 and third-team accolades in 1997-98. She also claimed first-team academic All-Big 12 honors in 1996-97.

Kubik is an athletic administrative assistant and assistant basketball coach at Lincoln Southwest High School.

NICOLE KUBIK career statistics

Year	G-GS	FG-FGA	FT-FTA	3FG-Att.	Reb.-Avg.	TP-Avg.
1996-97	28-22	78-213	53-74	29-99	78-2.8	238-8.5
1997-98	33-33	149-357	106-151	33-109	108-3.3	437-13.2
1998-99	33-33	234-568	151-196	35-131	126-3.8	654-19.8
1999-00	31-31	188-435	130-165	32-108	139-4.5	538-17.4
Career	125-119	649-1,573	440-586	129-447	451-3.6	1,867-14.9



ANNA DEFORGE

1995-98
5-11, Guard
Niagara, Wis.
(Niagara)
1,859 Points (8)


30

One of the best all-around players in Nebraska history, Anna DeForge earned honorable-mention All-America accolades from The Associated Press in both 1996-97 and 1997-98, while claiming first-team All-Big 12 Conference honors in both seasons. She also earned a spot on the Big 12 All-Tournament team as a junior in 1996-97.

Along with her accomplishments on the court, DeForge was a strong performer in the classroom, earning honorable-mention academic All-Big 12 recognition in 1996-97 and 1997-98. DeForge's success earned her one of five spots on Nebraska's All-Century Team announced in February of 2000.

DeForge ranks eighth in total points (1,859), seventh in total rebounds (804), 10th in assists (392) and seventh in steals (222). DeForge's 15.9 points per game rank as the 10th-highest career average and her 6.9 rebounds per game rank among Nebraska's top 15.

DeForge scored a career-high 33 points in an 84-76 loss at Colorado on Jan. 7, 1998, and set a career best with 15 rebounds in a 78-53 win over the Buffaloes in Lincoln on Feb. 22, 1998.



Two-time WNBA All-Star Anna DeForge scored nearly 2,500 points during her eight-year WNBA career.

The Niagara, Wis., native produced 611 points and 260 rebounds as a senior to rank 11th on Nebraska's single-season scoring chart, while helping the Huskers to their second NCAA Tournament victory in history.

In a 76-59 drubbing of New Mexico at Norfolk, Va., on March 13, 1998, DeForge scored 13 points to go along with a career-high tying 15 rebounds and six assists. She added 17 points and nine rebounds in the final game of her Husker career in a 75-60 loss at No. 2 Old Dominion in the tournament's second round.

DeForge went on to become a second-round draft pick of the San Jose Lasers in the 1999 American Basketball League Draft. She was also the first Nebraska player to earn a spot on a WNBA regular-season roster after starting the 2000 season with the Detroit Shock. In 2004, DeForge earned her first appearance in the WNBA All-Star Game, ranking 10th in the league with 14.4 points per game. In 2003,

she led the Phoenix Mercury with 11.9 points per game. She averaged 13.1 points, 3.5 rebounds, 2.4 assists and 1.2 steals per game in 2005. DeForge earned her second trip to the WNBA All-Star Game in 2007. She averaged 8.7 points per game on the year, but erupted for 16.8 points per game during Indiana's playoff run, including 25 points per game in the first round against Connecticut. She tied a career high with 31 points in the opening game against the Sun. DeForge spent the 2008 WNBA season with the Minnesota Lynx before returning to the Shock in 2009. After a knee injury sidelined her in 2010, she continued her pro career in Spain in 2011, and played for USK Praha in the Czech Republic in 2012-13. She competed with the Montenegro National Team in 2011 and 2012. DeForge spent the 2014-15 season with TTT Riga in Latvia. She completed her first season as an NCAA Division I assistant coach at Milwaukee in 2022-23.

ANNA DEFORGE career statistics

Year	G-GS	FG-FGA	FT-FTA	3FG-Att.	Reb.-Avg.	TP-Avg.
1994-95	27-24	128-311	37-55	46-138	185-6.9	339-12.6
1995-96	29-29	159-370	73-89	29-94	197-6.8	420-13.5
1996-97	28-28	185-402	89-114	30-78	162-5.8	489-17.5
1997-98	33-33	222-543	117-151	50-154	260-7.9	611-18.5
Career	117-114	694-1,626	316-409	155-464	804-6.9	1,859-15.9

NEBRASKA 1,000-POINT SCORERS



DEBRA POWELL

1982-85
5-9, Forward/Guard
East St. Louis, Ill.
(Lincoln)
1,843 Points (9)

32

A predecessor of Maurice Ivy and Anna DeForge as one of the most talented swing players in Nebraska history, Debra Powell brought tremendous scoring and rebounding ability to the court for the Huskers.

The 5-9 forward/guard from Lincoln High School in East St. Louis, Ill., ranks ninth all time at Nebraska in points (1,843) and 10th in rebounds (750). She was also a strong defensive player with 231 career steals to rank fourth all time at Nebraska.



Deb Powell is one of the best all-around athletes in Nebraska history, earning All-Big Eight honors in basketball and All-America honors in track.

Powell was the first Husker to earn All-Big Eight accolades by claiming first-team honors after the 1983-84 season. She added second-team all-conference honors in 1984-85.

One of the most prolific players in Nebraska history at getting to the free throw line, Powell ranks second with 644 free throws attempted, while connecting on 407 attempts to rank seventh on the Huskers' all-time charts.

Powell produced a career-high 34 points on three occasions, including a 98-88 double-overtime win at Notre Dame on Feb. 25, 1982, a 102-89 win at Pepperdine on Jan. 11, 1984, and an 82-56 win over Morningside at the Devaney Center on Dec. 11, 1982.

Along with her accomplishments on the hardwood, Powell also displayed her athleticism as an All-America sprinter for the Nebraska track and field team. At the NCAA Outdoor Championships in 1984, Powell joined Rhonda Blanford, Jennie Gorham Badami and Angela Thacker on the Huskers' 4x100-meter relay team that finished fifth. She was also a three-time Big Eight Conference champion, first as a member of the Huskers' sprint medley squad with Debra James, Blanford and Merlene Ottey, before winning titles in the 4x100 relay in both 1983 and 1984. In 1983, Powell teamed with Blanford, Thacker and Ottey to win the 4x100 crown. Powell lettered in outdoor track in 1982, 1983 and 1984.

Powell served as the mayor of East St. Louis, Ill., from 1999 to 2003 and has served as a school administrator in Kansas City, St. Louis and Mississippi. She earned her master's degree from Missouri and her doctoral degree in education from Maryville University in St. Louis.

DEBRA POWELL career statistics

Year	G-GS	FG-FGA	FT-FTA	3FG-Att.	Reb.-Avg.	TP-Avg.
1981-82	30-23	175-390	111-193	NA	229-7.6	461-15.4
1982-83	28-26	198-381	98-156	NA	156-5.6	494-17.6
1983-84	27-27	205-422	83-125	NA	171-6.3	493-18.3
1984-85	26-24	140-310	115-170	NA	194-7.5	395-15.2
Career	111-100	718-1,503	407-644	NA	750-6.8	1,843-16.6



KATHY HAGERSTROM

1980-83
6-0, Forward
DePere, Wis.
(Neenan)
1,778 Points (10)

10

A formidable presence inside for the Huskers, Kathy Hagerstrom was one of the best players from the first decade of Husker basketball.



Kathy Hagerstrom ranks in the top 10 in Husker history in points, rebounds and blocks.

The 6-0 forward from DePere, Wis., ranks sixth on Nebraska's all-time charts with 874 career rebounds, eighth with 102 career blocked shots and 10th with 1,778 career points, while ranking in a tie for eighth with 130 games played. She shot 51.7 percent (742-1,434) from the field during her career.

She enjoyed her best season as a sophomore, averaging 17.6 points and 8.7 rebounds, while shooting 58.3 percent (221-379) from the field, which ranks as the 10th-best single-season shooting average in school history. She led the Huskers to the 1981 AIAW Regional Tournament. She helped Nebraska to a 23-17 record as a freshman in 1979-80 and a trip to AIAW Regionals.

Hagerstrom scored a career-high 29 points in a 93-48 win over Creighton at the Bob Devaney Sports Center on Jan. 21, 1981, after erupting for a 27-point, 21-rebound effort in an 82-81 loss to Iowa State in the Big Eight Tournament at Lawrence, Kan., on Jan. 16, 1981. Hagerstrom's 21 boards rank in a tie for the fourth-highest single-game total in school history.

Hagerstrom came to Nebraska after earning state player-of-the-year honors and Parade All-America accolades during her Wisconsin prep career. She earned her bachelor's degree in advertising and broadcasting from Nebraska in 1983, before serving as an assistant coach at Central Missouri State. She helped lead Central Missouri State to an NCAA Division II title in 1985. She also coached at Indiana and UC-Davis before being named the head coach at NCAA Division III Wellesley College in Massachusetts.

Hagerstrom retired from coaching following the 2008-09 season as the winningest head coach in Wellesley College history. She completed her 31st season on the staff at Wellesley, serving as the assistant director of for operations at the Keohane Sports Center in 2022-23.

KATHY HAGERSTROM career statistics

Year	G-GS	FG-FGA	FT-FTA	3FG-Att.	Reb.-Avg.	TP-Avg.
1979-80	40-30	186-387	77-114	NA	277-6.9	449-11.2
1980-81	31-31	221-379	103-155	NA	271-8.7	545-17.6
1981-82	31-31	209-412	72-101	NA	184-5.9	490-15.8
1982-83	28-28	126-256	42-74	NA	142-5.1	294-10.5
Career	130-120	742-1,434	294-444	NA	874-6.7	1,778-13.7

NEBRASKA 1,000-POINT SCORERS



LINDSEY MOORE

2010-13
5-9, Guard
Covington, Wash.
(Kentwood)
1,673 Points (11)

00



An honorable-mention AP All-American in 2013, Lindsey Moore was a two-time finalist for the Nancy Lieberman Award as the nation's top point guard.

became the first freshman in NCAA Division I history to start every game at point guard for a team that finished an unbeaten regular season. Nebraska went 29-0 to earn the 2010 Big 12 regular-season title on its way to 30 straight wins. The Huskers earned a No. 1 seed in the 2010 NCAA Tournament and advanced to the school's first Sweet 16, while finishing No. 3 in the final AP national rankings.

Moore scored her 1,000th career point on a 28-footer in triple overtime in NU's 93-89 win at Purdue on Feb. 2, 2012. She finished the night with 26 points.

As a senior, Moore averaged 15.1 points, 3.6 rebounds, 5.7 assists and 1.8 steals. Her 195 assists tied the school record before Rachel Theriot reset the mark with 234 in 2013-14. Moore also led the Big Ten with a 2.14-to-1 assist-to turnover ratio in 2012-13.

After earning her bachelor's degree in communication studies from Nebraska in May 2013, Moore helped Minnesota to the 2013 WNBA title after being drafted in the first round by the Lynx. She also played for La Spezia in Italy in 2013-14. Moore spent the first half of the 2014 WNBA season with Minnesota. She averaged 10.3 points and 2.9 assists in 22 games for the West Coast Waves in Australia's WNBL in 2014-15. She spent one season as an assistant coach at Midland Lutheran in Fremont, Neb., two seasons as a graduate assistant at Arizona State and three years as an assistant coach at Pacific (2018-21). She now runs the Hoop Barn Academy in Soap Lake, Wash.

LINDSEY MOORE career statistics

Year	G-GS	FG-FGA	FT-FTA	3FG-Att.	Reb.-Avg.	TP-Avg.
2009-10	34-34	59-162	62-89	24-83	72-2.1	204-6.0
2010-11	31-31	157-363	74-95	49-143	117-3.8	437-14.1
2011-12	33-33	163-383	145-177	48-154	108-3.3	519-15.7
2012-13	34-34	170-363	121-150	52-136	122-3.6	513-15.1
Career	132-132	549-1,271	402-511	173-516	414-3.2	1,673-12.7



SAM HAIBY

2019-23
5-9, Guard
Moorhead, Minn.
(Moorhead)
1,618 Points (12)

4

An outstanding all-around guard, Sam Haiby displayed her abilities as a scorer, rebounder, passer and defender during her five-year Nebraska career. The 5-9 guard from Moorhead, Minn., closed as the No. 12



Sam Haiby played more games (139) than any other Husker in history and was a three-time All-Big Ten selection.

scorer in school history with 1,618 points, while setting a school record with 139 games played. A three-time All-Big Ten selection, Haiby was the only player to rank among the Big Ten's top 15 in scoring (11th, 16.8 ppg), rebounding (15th, 6.8 rpg) and assists (8th, 4.4 apg) as a junior. She also ranked fifth in the conference in free throw percentage (.816) to earn second-team All-Big Ten honors in 2020-21.

Haiby produced 10 20-point games as a junior, including a career-high 33 points in a win over Illinois to open conference play. She also had the first three double-doubles of her career as a junior, including 11 points and a career-high 12 rebounds in a road win at No. 23 Michigan State and 11 points and a career-high 10 assists to go with eight rebounds in a win over then-unbeaten and No. 15 Ohio

State. She also had 25 points and a career-high-tying 12 rebounds against Minnesota (Jan. 19, 2021).

Haiby added another strong season as a captain in 2021-22, averaging 11.0 points, 4.5 rebounds and 3.9 assists despite playing with a nagging upper body injury the last two months of the season.

She led the Huskers with 20 points in the 2022 NCAA first round against Gonzaga (March 18). She earned honorable-mention All-Big Ten accolades in 2022 and 2023. The first player in Husker history to reach the combined career milestones of 1,000 points, 500 rebounds and 400 assists, Haiby missed 11 games as a graduate student with leg injuries. Her 477 assists rank sixth in NU history, while her 642 rebounds rank 16th. She finished fifth in career free throws made (427) and sixth in attempts (548).

SAM HAIBY career statistics

Year	G-GS	FG-FGA	FT-FTA	3FG-Att.	Reb.-Avg.	TP-Avg.
2018-19	30-0	105-241	76-106	15-48	90-3.0	301-10.0
2019-20	30-30	103-258	62-81	32-88	125-4.2	300-10.0
2020-21	26-26	139-365	120-147	40-107	176-6.8	438-16.8
2021-22	31-31	115-287	93-114	19-78	141-4.5	342-11.0
2022-23	22-19	76-203	76-100	9-36	110-5.0	237-10.8
Career	139-106	538-1,354	427-548	115-357	642-4.5	1,618-11.6

NEBRASKA 1,000-POINT SCORERS



ANGIE MILLER

1984-87
5-II, Center
Clatonia, Neb.
(Wilber-Clatonia)
1,541 Points (13)

10

One of the shortest centers in NCAA Division I basketball during her playing career, Angie Miller played much larger inside than her size, ranking 13th all time at Nebraska with 1,541 career points and 661 career rebounds.

Along with being a strong inside scorer and rebounder, Miller was one of the best shooters in NU history, connecting on 79.6 percent (335-421)

of her free throw attempts in her career to tie for seventh on NU's all-time list. Her .511 career field goal percentage (603-1,181) and ranks among the top 15 at Nebraska.

Miller enjoyed her finest season as a junior, scoring 500 points to go along with 185 rebounds to average 18.5 points and 6.9 boards per game.

Miller also connected on 83.6 percent (102-122) of her free throw attempts as a junior in 1985-86. She earned honorable-mention All-Big Eight accolades in 1985-86.

Miller produced career highs with 30 points in an 87-76 loss at Kansas on Feb. 16, 1985, and a 78-56 loss at Creighton on Jan. 6, 1986. She pulled down a career-high 22 rebounds in an 81-79 overtime loss to Missouri-Kansas City on Dec. 7, 1983, which ranks as the third-best total in NU history.

One of the shortest centers in Division I when she played, Angie Miller ranks in the top 20 in points and rebounds in the Nebraska record book.

Miller was elected to the Nebraska High School Hall of Fame in 2003. As a two-time all-class all-state performer in both volleyball and basketball at Wilber-Clatonia High School, Miller scored 1,581 points in her career and led the Wolverines to a Class C title as a senior with a 27-0 record.

She led Anselmo-Merna to the Nebraska high school girls state tournament in 1992-93 and was the high school girls basketball coach at Humboldt-Table Rock-Steinauer through the 2011-12 season. Miller (Schnacker) is currently a physical education teacher at Humboldt-Table Rock-Steinauer.

ANGIE MILLER career statistics

Year	G-GS	FG-FGA	FT-FTA	3FG-Att.	Reb.-Avg.	TP-Avg.
1983-84	28-28	165-307	79-108	NA	199-7.1	409-14.6
1984-85	28-25	148-317	91-113	NA	148-5.3	387-13.8
1985-86	27-26	199-384	102-122	NA	185-6.9	500-18.5
1986-87	24-16	91-173	63-78	NA	129-5.4	245-10.2
Career	107-95	603-1,181	335-421	NA	661-6.2	1,541-14.4



EMILY CADY

2012-15
6-2, Forward
Seward, Neb.
(Seward)
1,461 Points (14)

23

One of the most versatile and consistent players in Nebraska history, Emily Cady finished her career at No. 14 on Nebraska's career scoring list (1,461), No. 2 on NU's career rebounding list (1,114) and sixth in career blocks (115) while

adding 305 career assists. The 6-2 forward from Seward, Neb., dished out more assists than any other post player in school history. She also tied the school record by starting all 132 games of her career, while ranking fifth in NU history in career free throw percentage (.804).

Cady was a driving force in a 2015 senior class that became the first to lead Nebraska to four consecutive NCAA Tournament appearances and four straight 20-win seasons.

One of the best rebounders in Big Ten history, Cady finished 12th in conference history with 1,114 boards.

As a senior in 2014-15, Cady earned second-team All-Big Ten honors for the second straight season. She averaged a double-double with 12.7 points and 10.2 rebounds per game. She produced 11 double-doubles as a senior to finish fourth in Husker history with 33 in her career, trailing only first-team All-Americans Jordan Hooper, Kelsey Griffin and Karen Jennings on the NU



Emily Cady is the only Husker in history to reach combined career milestones of 1,000 points, 1,000 rebounds and 300 assists.

all-time list. Cady is the only Husker in history to achieve the combined career milestones of 1,000 points, 1,000 rebounds and 300 assists.

Cady, who tied Lindsey Moore's school record with 132 consecutive starts, ranks second only to Moore in NU history with 4,217 minutes played.

An honorable-mention All-Big Ten choice as a sophomore and a member of the Big Ten All-Freshman Team in 2011-12, Cady helped lead the Huskers to an average of 24 victories per season. As a junior, she averaged 12.7 points, 9.2 rebounds and 3.1 assists while helping the Huskers to a 26-7 record, the school's first Big Ten Tournament title and the second round of the 2014 NCAA Tournament. As a sophomore, she helped NU to the second NCAA Sweet 16 in school history and a 25-9 mark.

Cady earned her bachelor's degree in business from Nebraska in May 2015, before continuing her career with Kara Trutnov in the Czech Republic. She averaged 10.7 points and 7.0 rebounds per game in 2015-16. She played professionally for AS Niki Lefkadas in Greece in 2016-17. She currently lives in Lincoln.

EMILY CADY career statistics

Year	G-GS	FG-FGA	FT-FTA	3FG-Att.	Reb.-Avg.	TP-Avg.
2011-12	33-33	108-244	85-118	25-65	216-6.5	326-9.9
2012-13	34-34	105-254	82-102	16-60	267-7.9	308-9.1
2013-14	33-33	136-275	133-155	15-44	304-9.2	420-12.7
2014-15	32-32	148-290	96-118	15-41	327-10.2	407-12.7
Career	132-132	497-1,063	396-493	71-210	1,114-8.4	1,461-11.1

NEBRASKA 1,000-POINT SCORERS



DIANE DELVIGNA

1979-80
5-9, Forward
Oakland, Calif.
(Holy Names/Windsor, Ontario)
1,433 Points (15)

30

One of the most explosive players in Nebraska basketball history, Diane DelVigna may have owned every scoring and rebounding record at Nebraska if she had played more than two seasons. A transfer from

Feather River College in California, DelVigna set the NU single-season record with 646 points in 1978-79, before shattering that mark with 787 points as a senior. That total ranks second on NU's all-time list, while her 646 points as a junior ranks eighth.

DelVigna earned spots on the Big Eight All-Tournament team in both 1978-79 and 1979-80. She ranks 15th on Nebraska's career charts with 1,433 points and third in scoring average with 19.1 points per game. Her 7.2 rebounds per game rank among the top 15 on the Huskers' all-time list.

DelVigna ranks 10th on NU's career charts with 191 steals. She was the first player in Husker history to record 100 steals in a season, reaching the century mark in 1978-79.

She added 91 steals as a senior for the fifth-best

single-season total in school history. Those two single-season marks stood as the best in school history until Nicole Kubik produced three consecutive 100-plus steal seasons in 1998, 1999 and 2000. DelVigna set a career high with 32 points in Nebraska's 71-69 win over Arizona State on Nov. 29, 1979.

DelVigna now lives and works in Dublin, Calif.

DIANE DELVIGNA career statistics

Year	G-GS	FG-FGA	FT-FTA	3FG-Att.	Reb.-Avg.	TP-Avg.
1978-79	35-33	283-645	80-135	NA	257-7.3	646-18.5
1979-80	40-40	338-777	111-150	NA	285-7.1	787-19.7
Career	75-73	621-1,422	191-285	NA	542-7.2	1,433-19.1



CORY MONTGOMERY

2007-10
6-2, Forward
Cannon Falls, Minn.
(Cannon Falls)
1,348 Points (16)

40

A first-team All-Big 12 selection on and off the court as a senior in 2009-10, Cory Montgomery closed her career as one of only 10 Huskers in history to post 1,300 points and 600 career rebounds.

The 6-2 forward from Cannon Falls, Minn., ranks No. 16 on NU's career scoring list with 1,378 points, while ranking in the top 20 with 627 rebounds. She is also tied for eighth all-time at Nebraska with 130 games played.

An outstanding shooter, Montgomery also finished ninth in school history with a career free throw percentage of .789.

Montgomery helped lead the Huskers to the best season in school history as a senior by averaging 12.7 points and 5.0 rebounds per game. Montgomery's averages were down 2.5 points and 2.8 rebounds per contest from her junior season when she earned honorable-mention All-Big 12 honors in 2008-09.

However, with the return of All-American forward Kelsey Griffin from a redshirt season in 2008-09, Nebraska raced to a 32-2 record and the school's first Big 12 title with a dominant 1-2 punch inside.

Montgomery's ability to stretch the defense inside-out with her strong post moves and three-point shooting, helped Griffin capture Big 12 Player-of-the-Year honors by averaging



Cory Montgomery earned first-team All-Big 12 honors before being chosen with the No. 25 overall pick in the 2010 WNBA Draft by the New York Liberty.

20.1 points and 10.4 rebounds per game.

Together with fellow first-team All-Big 12 senior Yvonne Turner, junior Dominique Kelley and freshman point guard Lindsey Moore, the Huskers tied the Big 12 record with a 30-game winning streak while cruising to a 29-0 regular-season mark. Montgomery and the Huskers advanced to the program's first NCAA Sweet 16 and claimed the school's first NCAA Tournament No. 1 seed. NU also claimed the highest national rankings in school history (No. 3).

An outstanding student, Montgomery was a two-time first-team academic All-Big 12 pick. She earned her bachelor's degree in business administration from NU in just 3 1/2 years.

Montgomery was selected by the New York Liberty with the first pick of the third round (No. 25 overall) in the 2010 WNBA Draft. She continued her professional career in Spain in 2010-11 and 2011-12, before playing for the Logan Thunder in Australia's WNBL in 2012-13. Montgomery spent two seasons as the director of operations for the UNO women's basketball team (2014-16), while also earning her master's degree in business management. She currently lives in Omaha and is married to former Husker football player Cruz Barrett.

CORY MONTGOMERY career statistics

Year	G-GS	FG-FGA	FT-FTA	3FG-Att.	Reb.-Avg.	TP-Avg.
2006-07	32-0	62-126	41-56	3-3	69-2.2	168-5.3
2007-08	33-4	124-253	45-61	16-46	147-4.5	309-9.4
2008-09	31-31	176-403	95-111	23-62	241-7.8	470-15.2
2009-10	34-34	167-329	59-76	38-97	170-5.0	431-12.7
Career	130-69	529-1,111	240-304	80-208	627-4.8	1,378-10.6

NEBRASKA 1,000-POINT SCORERS



RACHEL THERIOT

2013-16
6-0, Guard
Middleburg Heights, Ohio
(Midpark)
1,288 Points (17)

33

A creative passing point guard, Rachel Theriot closed her career No. 3 on NU's all-time assist list with 626, while ranking 17th with 1,288 points. Theriot achieved her totals despite missing 17 games with ankle injuries in her final two seasons. She also was slowed as a freshman by a foot injury that required surgery at the conclusion of her first year in Lincoln.

Theriot was a three-time All-Big Ten performer on and off the court. She claimed first-team All-Big Ten honors as a sophomore before being named the Big Ten Tournament MVP. She led the Big Red to their first-ever conference tournament title in 2014 by averaging 18.7 points and a Big Ten Tournament-record 10.0 assists per game. She opened with 14 points and a tournament-record 18 assists - the most ever by a Big Ten player against a conference opponent. She added 24 points in the championship game win over Iowa. She led Nebraska to a 26-7 overall record and the second round of the NCAA Tournament on her way to honorable-mention Associated Press All-America accolades. She also set the Nebraska record with 234 assists. For the season, she averaged 14.1 points, 3.4 rebounds and a then-school-record 7.1 assists while leading the Big Ten with a 2.72 assist-to-turnover ratio.



An honorable-mention AP All-American in 2013-14, Rachel Theriot was the 2014 Big Ten Tournament MVP after leading the Huskers to the conference title.

She was even better in 21 games as a junior, averaging 16.5 points while adding 4.2 rebounds and 5.2 assists. She led Nebraska to a 17-4 record and a No. 15 national ranking before suffering an ankle injury in practice on Feb. 3. She underwent surgery on Feb. 19. Despite missing NU's final 11 games, she still earned second-team all-conference honors. After a nine-month recovery, Theriot returned for her senior season but was hindered by the injury. She was honorable-mention All-Big Ten after averaging 10.6 points along with a Big Ten-best and school-record 7.3 assists, which ranked No. 2 nationally. She notched six double-digit assist games as a senior, including 15 assists to go along with 17 points at No. 22 California on Dec. 12, 2015. It was one of seven career points/assists double-doubles. She finished with four of the top eight individual game assist totals in NU history. Her career came to an end following a game at No. 5 Ohio State on Feb. 18, 2016.

Theriot started 28 games as a freshman for the 25-9 Huskers in 2012-13. She helped the Big Red to the second NCAA Sweet 16 in school history by averaging 6.2 points and 3.0 assists. She was a unanimous Big Ten All-Freshman selection.

She spent five seasons with Tsmoki-Minsk in the Belarus Premier League, averaging 9.2 points and 5.2 assists in 2021-22, before the season ended prematurely because of the conflict between Russia and Ukraine. She competed for the Rheinland Lions in Germany in 2020-21, averaging 14.2 points, 3.1 rebounds and 2.9 assists in the Bundesliga. In 2019-20, she averaged 12.3 points, 4.6 assists and 4.0 rebounds over 28 games for Tsmoki-Minsk. In 2018-19, she led the team to the Belarus Premier League title with 27 points, five boards and six assists in the championship game. She averaged 8.8 points, 4.3 assists and 3.1 rebounds on the year. In 2017-18, Theriot was the MVP of the Baltic Women's Basketball League (BWBL) Tournament in September 2017. A three-time academic All-Big Ten selection, Theriot earned her bachelor's degree in May of 2016 after majoring in child, youth and family studies.

RACHEL THERIOT career statistics

Year	G-GS	FG-FGA	FT-FTA	3FG-Att.	Reb.-Avg.	TP-Avg.
2012-13	34-28	89-210	10-17	23-65	94-2.8	211-6.2
2013-14	33-33	178-368	69-78	40-93	111-3.4	465-14.1
2014-15	21-21	132-313	63-68	20-49	89-4.2	347-16.5
2015-16	25-23	102-232	48-54	13-31	96-3.8	265-10.6
Career	113-105	501-1,123	190-217	96-238	390-3.5	1,288-11.4



JANET SMITH

1979-82
6-2, Center
Omaha, Neb.
(Burke)
1,284 Points (18)

42

The greatest rebounder and one of the top shot blockers in the history of Nebraska women's basketball, Janet Smith owns four of the top 15 single-season block totals in school history to rank second on the Husker career chart with 238 blocks.

The 6-2 center from Omaha Burke High School provided a truly dominant presence inside during the early years of Husker basketball.



Nebraska's all-time rebounding leader, Janet Smith ranks No. 2 in blocks and 18th with 1,284 points.

Along with ranking second all time in blocks, Smith holds a commanding lead on Nebraska's all-time charts with 1,280 boards and a 9.4 rebound per game average during her career. Smith's 136 games played also rank second at Nebraska, while her 122 career starts rank sixth on NU's all-time list.

Smith earned a spot on the Big Eight Conference All-Tournament team in 1979-80, along with Husker teammate Diane DeVigna.

Smith produced one of the best seasons in Nebraska history by averaging 14.4 points, 13.5 rebounds and 1.9 blocked shots per game in 1980-81. She scored a career high with 22 points, while pulling down 14 rebounds in an 82-81 loss to Iowa State at the Big Eight Tournament in Lawrence, Kan., on Jan. 16, 1981. She added a 22-point performance in an 83-65 win over Central Missouri at the Bob Devaney Sports Center on Jan. 23, 1981.

Smith set the Nebraska and Devaney Center single-game record with 25 rebounds in a 74-64 win over Nebraska-Omaha on Dec. 19, 1980. She grabbed 20 or more rebounds in a single game on two other occasions, including 21 boards in a 72-60 win over South Dakota on Jan. 30, 1981, and 20 rebounds in a 65-64 win over Northwestern on Nov. 29, 1980.

Smith is a high school administrator in the Kansas City area.

JANET SMITH career statistics

Year	G-GS	FG-FGA	FT-FTA	3FG-Att.	Reb.-Avg.	TP-Avg.
1978-79	34-23	92-194	35-53	NA	201-5.9	219-6.4
1979-80	40-40	148-326	48-94	NA	372-9.3	344-8.6
1980-81	31-31	205-404	35-72	NA	417-13.5	445-14.4
1981-82	31-28	124-283	28-49	NA	290-9.4	276-8.9
Career	136-122	569-1,207	146-268	NA	1,280-9.4	1,284-9.4

NEBRASKA 1,000-POINT SCORERS



BROOKE SCHWARTZ

1997-2000
5-9, Guard
Gering, Neb.
(Gering)
1,243 Points (19)

21



Brooke Schwartz is one of 22 players in school history to score more than 1,000 points and grab 500 rebounds.

Schwartz was also a talented rebounder, leading the team as a junior with 5.9 boards per game. She finished her career with 513 rebounds and is one of only 22 players in Husker history to score more than 1,000 points and pull down more than 500 rebounds. Schwartz was a third-team All-Big 12 Conference pick as a junior in 1998-99 after averaging 13.2 points and 5.9 rebounds and added honorable-mention All-Big 12 accolades as a senior. She also ranks in the top 20 in three-point field goals made (81) and attempted (270) and career free throw accuracy (.745) at Nebraska. Schwartz helped Nebraska to three consecutive NCAA Tournaments in 1998, 1999 and 2000. Schwartz erupted for a career-high 31 points against Drake in the Bob Devaney Sports Center on Dec. 12, 1999. She pulled down a career-best 15 rebounds at Texas on Jan. 9, 1999. Schwartz was named the head coach at Pratt (Kan.) Community College in April of 2006, after serving as an assistant coach at Garden City (Kan.) Community College during the 2005-06 season. She served as the head coach at Pratt CC in 2006-07 and 2007-08. She has spent several years as a college basketball official, and in August of 2017 graduated from the Nebraska State Patrol Training Academy. She now works as a technical trainer for ToolWatch in Englewood, Colo.

BROOKE SCHWARTZ career statistics

Year	G-GS	FG-FGA	FT-FTA	3FG-Att.	Reb.-Avg.	TP-Avg.
1996-97	28-1	59-113	30-44	8-28	75-2.7	156-5.6
1997-98	32-9	94-217	51-67	12-47	125-3.9	251-7.8
1998-99	33-33	159-415	82-110	34-104	195-5.9	434-13.2
1999-00	31-31	148-358	79-104	27-91	118-3.8	402-13.0
Career	124-74	460-1,124	242-325	81-270	513-4.1	1,243-10.0



HANNAH WHITISH

2017-20
5-9, Guard
Barneveld, Wis.
(Barneveld)
1,228 Points (20)

3

A two-time All-Big Ten selection, Hannah Whitish finished No. 20 in Nebraska history with 1,228 points.

The 5-9 guard from Barneveld, Wis., climbed to No. 7 on NU's career assist chart (470). She is the first Husker in history to reach combined career milestones of 1,000 points, 400 assists and 200 three-pointers.



Hannah Whitish ranks No. 3 in Husker history with 258 three-pointers, while ranking seventh with 470 assists.

She became just the third Husker in history to reach 200 career threes with her first three-pointer in a win at Missouri (Nov. 10, 2019), and closed her career with 258. Whitish averaged 8.7 points, 3.3 rebounds and 3.6 assists as a senior. She had a season-high 20 points and a career-high-tying six threes in a win over Michigan (Jan. 19, 2020). She added 16 against Ohio State (Feb. 2, 2020) and tied a career high with four steals.

Whitish added 12 points on team highs of seven rebounds, five assists and a career-high-tying four steals in an overtime win at Missouri (Nov. 10). As a junior, Whitish earned honorable-mention All-Big Ten recognition by leading the Huskers with 10.1 points and 4.3 assists per game, while adding 2.9 rebounds and 1.0 steal. She knocked down a team-best 65 threes. Whitish had a season-high 28 points and a career-high 12 assists for her first career double-double in a win at Purdue (Jan. 31, 2019). She also tied her career best with six threes. As a sophomore, Whitish earned second-team All-Big Ten honors as Nebraska's offensive MVP, leading NU in scoring (12.6 ppg), assists (4.7 apg), steals (1.3 spg) and three-point shooting (2.3 pg) in 2017-18. She was a catalyst in NU's turnaround from a 7-22 season in 2016-17 to 21-11 in 2017-18. Nebraska's 14-game swing tied for the best improvement in NCAA Division I.

Whitish erupted for a career-high 29 points, including 25 in the second half, to lead NU to a road win at Kansas (Dec. 6, 2017). She added 29 points, six rebounds and six assists in an 89-84 2OT win at Drake (Dec. 9). Whitish signed her first professional contract with Rhein-Main in the German Bundesliga in 2020. She averaged 8.7 points, 4.4 rebounds and 2.2 assists in 26 games for Osterson in Sweden in 2021-22. She increased those numbers to 13.9 points, 7.5 rebounds and 5.1 assists for Osterson in 2022-23.

HANNAH WHITISH career statistics

Year	G-GS	FG-FGA	FT-FTA	3FG-Att.	Reb.-Avg.	TP-Avg.
2016-17	29-17	88-215	27-37	57-140	72-2.5	260-9.0
2017-18	32-32	133-333	64-82	73-192	129-4.0	403-12.6
2018-19	30-29	101-274	36-50	65-177	88-2.9	303-10.1
2019-20	30-30	83-217	33-41	63-165	98-3.3	262-8.7
Career	121-108	405-1,039	160-210	258-674	387-3.2	1,228-10.1

NEBRASKA 1,000-POINT SCORERS



ISABELLE BOURNE

2020-23
6-2, Forward
Canberra, Australia
(Australian Institute of Sport)
1,221 Points (21)

34



Isabelle Bourne is one of 14 Huskers in history to reach the combined milestones of 1,200 points and 600 rebounds.

In addition to her success on the court, Bourne was a star in the classroom. The three-time Academic All-Big Ten selection was a Big Ten Distinguished Scholar in 2021 and a College Sports Communicators Academic All-District pick in 2023. She was also the first recipient of the Latimer Family Endowed Women's Basketball Scholarship at Nebraska, claiming the award in both 2022 and 2023.

Bourne was a three-time Tom Osborne Citizenship Team pick and was Nebraska's Big Ten Sportsmanship Award winner for women's basketball in 2023. She earned her bachelor's degree from Nebraska as a communication studies major in May of 2023, before embarking on a professional career in Australia.

ISABELLE BOURNE career statistics

Year	G-GS	FG-FGA	FT-FTA	3FG-Att.	Reb.-Avg.	TP-Avg.
2019-20	30-0	68-167	33-47	9-42	132-4.4	178-5.9
2020-21	22-21	119-268	43-75	19-60	166-7.5	300-13.6
2021-22	33-31	152-295	35-64	26-70	149-4.5	365-11.1
2022-23	30-30	154-312	38-62	32-102	201-6.7	378-12.6
Career	115-82	493-1,042	149-248	86-274	648-5.6	1,221-10.6



JAN CROUCH

1976-79
5-11, Forward
Lincoln, Neb.
(East)
1,183 Points (22)

33

One of only two Lincoln natives (joining Dominique Kelley) among the Huskers' 1,000-point scorers, Jan Crouch was a leader in the earliest days of the Nebraska women's basketball program. A graduate of Lincoln East High School, the 5-11 forward was the second player in Husker history to earn a spot on the Big Eight All-Tournament team during the 1976-77 season, when she helped the Huskers to a second-place finish.



Jan Crouch was the first player in Nebraska history to score 1,000 points in her career. She added 681 rebounds, while starting 103 games.

A talented rebounder, Crouch still ranks 12th on the Huskers' all-time list with 681 boards, while ranking 22nd on NU's career chart with 1,183 points. She also ranks in the top 20 with 368 free throw attempts in her career. Crouch was a solid defensive player who recorded eight steals in a 64-61 win over Northwest Missouri State on Dec. 14, 1976, to tie for eighth on Nebraska's single-game steals list.

Crouch was a pioneering girls basketball player growing up in Lincoln, as she asked the Lincoln Public Schools Board to add school-sponsored girls basketball teams as a junior in 1973-74. She played as a senior on Lincoln East High School's first school-sponsored team in 1974-75.

Crouch, who is an accountant in Lincoln, is still an active Husker fan and donor to the women's basketball program.

JAN CROUCH career statistics

Year	G-GS	FG-FGA	FT-FTA	3FG-Att.	Reb.-Avg.	TP-Avg.
1975-76	31-31	119-335	45-100	NA	198-6.4	283-9.2
1976-77	30-30	186-447	81-130	NA	173-5.8	453-15.1
1977-78	29-29	138-344	60-95	NA	209-7.2	336-11.6
1978-79	22-13	42-91	27-43	NA	101-4.7	111-7.4
Career	112-103	487-1,217	213-368	NA	681-6.2	1,183-11.3

NEBRASKA 1,000-POINT SCORERS



TEAR'A LAUDERMILL

2012-15
5-9, Guard
Moreno Valley, Calif.
(Canyon Springs)
1,133 Points (23)

00

One of the fastest players in Nebraska history, Tear'a Laudermill used her speed to wreak havoc on opposing offenses and defenses during her four seasons at Nebraska.

The two-year starter from Moreno Valley, Calif., was a significant contributor for four seasons in the most successful class in school history.



Tear'a Laudermill ranks seventh in Nebraska history with 157 career threes. She hit seven threes in a game on two occasions.

The group of Laudermill, Emily Cady, Brandi Jeffery and Hailie Sample became the first Huskers in history to lead Nebraska to four straight NCAA Tournament bids and four straight 20-win seasons.

A second-team All-Big Ten selection in her first year as a starter in 2013-14, Laudermill averaged 11.8 points while knocking down 62 threes as a junior. She helped the Huskers to their first-ever conference tournament title and the second round of the 2014 NCAA Tournament. She tied a then-school record with seven threes on her way to a career-high 27 points in a 94-74 win over No. 8 Penn State on Feb. 24, 2014. She hit 37.6 percent of her three-point attempts as a junior, while knocking down 85.5 percent of her free throws on the year.

She added honorable-mention All-Big Ten accolades as a senior while

starting all 32 games. She averaged career bests of 13.6 points and 3.4 rebounds per game while leading NU with 58 threes. She also hit seven threes on the road at Alabama on Dec. 7, 2014.

The 5-9 guard played in 28 games and averaged 4.0 points as a freshman to help Nebraska to the 2012 NCAA Tournament and an appearance in the Big Ten Tournament Championship Game. She added 5.9 points while playing all 33 games as a sophomore to help the Huskers to the second Sweet 16 in school history at the 2013 NCAA Tournament.

Laudermill was a criminology and criminal justice major at Nebraska and earned her bachelor's degree in August of 2015.

She played professionally in China, Finland and Romania. In the spring of 2018, Laudermill competed at the USA Basketball Women's 3x3 National Championships. She currently lives in California.

TEAR'A LAUDERMILL career statistics

Year	G-GS	FG-FGA	FT-FTA	3FG-Att.	Reb.-Avg.	TP-Avg.
2011-12	28-0	37-137	22-42	17-72	41-1.5	111-4.0
2012-13	33-0	72-205	31-42	20-86	58-1.8	195-5.9
2013-14	33-30	135-329	59-69	62-165	89-2.7	391-11.8
2014-15	32-32	157-456	64-89	58-211	110-3.4	436-13.6
Career	126-62	401-1,127	176-242	157-534	298-2.4	1,133-9.0



MEGGAN YEDSENA

1991-94
5-8, Guard
Mahonoy, Pa.
(City)
1,116 Points (24)

24

One of the most prolific passers in Nebraska history, Meggan Yedsena dished out 696 assists during her career for a record 5.8 assists per game. Yedsena owns

four of the top 13 season assist totals in the Nebraska record books, including 195 in 1991-92, which stood as a school record until Rachel Theriot's 234 in 2013-14.

Nebraska's all-time leading scorer Karen Jennings and 1,000-point club member Nafeesah Brown were the two major beneficiaries of Yedsena's passing proficiency.

Yedsena's 696 assists stood as an NU career record from 1993-94 until 2012-13, when Lindsey Moore totaled 699.

Yedsena's skill helped her earn Big Eight Newcomer-of-the-Year honors in 1990-91. She was a three-time second-team All-Big Eight pick, after earning honorable-mention all-league accolades as a freshman. Yedsena was also first-team academic All-Big Eight in 1991-92 and 1992-93.

The 5-8 point guard from Mahonoy, Pa., started 120 straight games during her career, averaging 9.3 points per game to finish with 1,116 points to rank 24th on Nebraska's all-

time list. Her 297 steals established a Husker career mark until Nicole Kubik (418) surpassed it in 1998-99.

Yedsena set a career best with 12 assists in a 95-67 win over Oklahoma at the Bob Devaney Sports Center on Jan. 26, 1991, and tied that mark in an 87-60 win at Arizona State on Jan. 4, 1994. Both totals are tied for ninth all time on the Nebraska single-game charts. Amazingly, Yedsena never scored 20 points in a single game, recording a career high with 19 points in Nebraska's 76-67 win over Kansas State on Feb. 11, 1994. Yedsena helped the Huskers to the first NCAA Tournament victory in school history with six points, seven assists and four rebounds in an 81-58 win over San Diego in Lincoln on March 17, 1993.

Yedsena spent the 2003 season with the Colorado Chill of the NWBL, before signing with the Birmingham Power for 2004. She spent 2001 and 2002 playing for the Schuylkill (Pa.) Syrens in the Women's American Basketball Association, leading them to the championship game in the league's inaugural season.

She is a personal trainer and pharmaceutical sales representative in Dallas.

MEGGAN YEDSENA career statistics

Year	G-GS	FG-FGA	FT-FTA	3FG-Att.	Reb.-Avg.	TP-Avg.
1990-91	28-28	70-183	49-64	15-56	87-3.1	204-7.3
1991-92	32-32	127-262	88-121	11-44	116-3.6	353-11.0
1992-93	30-30	83-217	56-83	18-51	93-3.1	240-8.0
1993-94	30-30	112-256	73-88	22-67	92-3.1	319-10.6
Career	120-120	392-918	266-356	66-218	388-3.2	1,116-9.3

NEBRASKA 1,000-POINT SCORERS



JESSICA SHEPARD

2016-17
6-4, Forward
Fremont, Neb.
(Fremont)
1,112 Points (25)

32

Jessica Shepard closed an abbreviated Nebraska career with 1,112 points - the most by a Husker at the end of a sophomore season. Her 550 career rebounds also were the third-highest total ever by a Husker at the conclusion of a sophomore campaign. She earned second-team All-Big Ten honors after averaging 18.6 points and 9.8 rebounds per game as a sophomore.



Jessica Shepard scored 1,112 points and pulled down 550 rebounds in 60 games as a freshman and sophomore at Nebraska.

A preseason All-Big Ten selection and a member of National Player-of-the-Year watch lists as a sophomore, Shepard hit 40.8 percent of her field goal attempts and 55.7 percent of her free throws in 2016-17.

The 2016 Big Ten Freshman of the Year was also a first-team All-Big Ten choice after averaging 18.5 points and 8.6 rebounds per game - the two most productive numbers by a freshman in NU history. She hit 51 percent of her shots as a freshman and 58.1 percent of her free throws.

The 2016 Nebraska Female Newcomer of the Year across all sports, Shepard is the only player in Husker history to produce a 30-point, 20-rebound game. She accomplished the rare feat with 35 points and 20 rebounds in a win at Michigan on Jan. 24, 2016.

Her 15 double-doubles as a sophomore were the third-most in a season in Nebraska history, while her 10 double-doubles as a freshman were the most by a Husker freshman in history. Shepard's 25 career double-doubles rank as the fifth-highest career total in the NU record books.

Shepard closed her college career at Notre Dame, winning a national championship in 2018. She was chosen by the Minnesota Lynx in the second round of the 2019 WNBA Draft (16th overall pick) and played six games before suffering a knee injury. She missed the entire 2020 season, but returned to play 22 games for the Lynx in 2021, averaging 2.0 points and 3.2 rebounds. She averaged 8.1 points and 7.4 rebounds for the Lynx in a team-best 36 games with 22 starts in 2022, before returning as a starter to the Lynx lineup in 2023.

JESSICA SHEPARD career statistics

Year	G-GS	FG-FGA	FT-FTA	3FG-Att.	Reb.-Avg.	TP-Avg.
2015-16	31-29	228-447	118-203	0-2	266-8.6	574-18.5
2016-17	29-29	206-505	98-176	28-89	284-9.8	538-18.6
Career	60-58	434-952	216-379	28-91	550-9.2	1,112-18.6



DOMINIQUE KELLEY

2008-11
5-7, Guard
Lincoln, Neb.
(Northeast)
1,107 Points (26)

24

A four-year starter, Dominique Kelley was an outstanding all-around player who had her senior season cut short by knee injuries. The 2007 Nebraska High School Player of the Year at Lincoln Northeast, Kelley finished with 1,107 points despite missing nearly all of NU's final 20 games of the 2010-11 season.



Dominique Kelley started the first 109 games of her career. She was one of the top free throw shooters in school history.

As a starter in Nebraska's first 11 games as a senior, Kelley averaged 15.0 points, 5.0 rebounds and 3.5 assists. She was on pace to finish among the top 15 players in school history in scoring, while also smashing the school record for career starts. However, a knee injury kept her off the floor for all but eight minutes in the Big 12 opener against Oklahoma on Jan. 8. She also earned a start on Senior Night against Colorado, when she played eight seconds.

Kelley is one of only seven freshmen in NU history to start every game. As a rookie in 2007-08, she made 33 starts and averaged 6.4 points and 2.9 rebounds while helping the Huskers to the second round of the 2008 NCAA Tournament. Kelley showed improvement as a sophomore, increasing her averages to 9.7 points and 3.3 rebounds per game, while helping an injury-ravaged NU team to the second round of the 2009 Postseason WNIT.

An honorable-mention All-Big 12 choice as a junior, Kelley started every game and helped the Huskers to the best year in school history. She increased her averages to 12.6 points and 3.9 rebounds, while continuing her lock-down defense. In the 2010 NCAA Tournament, Kelley helped NU to its first Sweet 16 with 22 points against No. 22 UCLA. In the round of 16, she added 22 points against No. 19 Kentucky. In three 2010 NCAA Tournament games, Kelley averaged 18.3 points, 3.3 rebounds, 2.7 assists and 1.0 steal. She hit 18-of-30 shots, including 3-of-4 threes. She also went 16-of-22 at the free throw line.

One of the top free throw shooters in NU history, Kelley's 90.7 percent (68-75) shooting as a senior ranks third in the Husker record book. She ranks 10th in career free throws made (383) and attempted (490).

Kelley earned her bachelor's degree in broadcasting from Nebraska in 2012. She earned her master's degree in education administration in 2014, after spending the 2012-13 and 2013-14 seasons as an NU graduate assistant. She was the coordinator of basketball operations at Drake in 2014-15, before being promoted to assistant coach in 2015-16. She returned to Lincoln in 2016. She and her husband, Clyde Johnson, have two children. She was the head coach at Lincoln High School for five seasons, leading the Links to a Class A runner-up finish as the 2023 Nebraska State Coach of the Year. She was named the CEO of the Boys & Girls Club of Lincoln in October 2023.

DOMINIQUE KELLEY career statistics

Year	G-GS	FG-FGA	FT-FTA	3FG-Att.	Reb.-Avg.	TP-Avg.
2007-08	33-33	65-148	63-88	17-45	97-2.9	210-6.4
2008-09	31-31	96-240	87-113	22-56	101-3.3	301-9.7
2009-10	34-34	120-268	165-214	22-51	131-3.9	427-12.6
2010-11	13-12	47-107	68-75	7-23	58-4.5	169-13.0
Career	111-110	328-763	383-490	68-175	387-3.5	1,107-10.0

NEBRASKA 1,000-POINT SCORERS



YVONNE TURNER

2007-10
5-8, Guard
Omaha, Neb.
(Bellevue East)
1,101 Points (27)

22

One of the top all-around guards in Nebraska history, Yvonne Turner closed an outstanding four-year Husker career by earning first-team All-Big 12 honors as a senior in 2009-10.

The 5-8 guard from Omaha averaged 11.6 points per game while leading the Huskers from long range with 36.4 percent (82-225) three-point accuracy on the year.

She ranks No. 4 on NU's all-time three-point list with 183, while her 82 threes as a senior are tied for fourth in Husker history. She tied for the Big 12 lead with 2.8 made threes during league action.

The 2010 Big 12 Co-Defensive Player of the Year, Turner finished fifth on NU's career steals list with 229, after earning three straight Big 12 All-Defensive Team selections.

As a senior, Turner helped the Huskers to their most successful season in history by averaging 13.9 points, 3.6 rebounds and 2.4 steals in Big 12 play. The Huskers finished 32-2, including 16-0 in the league for the school's only Big 12 Conference regular-season title.



Yvonne Turner was a three-time member of the Big 12 All-Defensive Team while also scoring more than 1,100 points in her NU career.

In 2017, Turner averaged 9.8 points, 2.4 rebounds, 1.6 assists and 1.0 steal in the playoffs, while averaging 5.1 points, 1.0 rebound and 1.1 assists for the season.

A 13-year professional veteran overseas, Turner competed for Sopron (Hungary) and Polkowice (Poland) in 2022-23. She averaged 10 points and 3.3 assists for Mersin (Turkey) in her return from injury in 2021-22. Turner played with Nadezhda Orenburg (Russia) in 2019-20, leading the team in scoring (14.3 ppg) while adding 3.9 rebounds, 2.7 assists and 1.8 steals before her knee injury.

She played with Sopron (Hungary) for three seasons, averaging 13.8 points, 3.8 rebounds, 5.3 assists and 1.6 steals in 2018-19. She led Sopron to the EuroLeague championship game as the league's top point guard in 2017-18. She played in Australia (Bundaberg, 2010-11), Germany (USC Freiburg, 2010-11, 2011-12), Russia (Dynamo GVD Novosibirsk, 2012-13), Turkey (Antkya, 2013-14), Spain (Mann Filter Zaragoza, 2014-15) and Poland (TS Wisla Can-Pack Krakow) in 2015-16. She had WNBA Training Camp contracts with San Antonio (2013) and Chicago (2014).

Turner earned her bachelor's degree from Nebraska in May 2010 after majoring in child, youth and family studies. A first-team WBCA High School All-American out of Bellevue East, Turner was the 2006 Gatorade Nebraska High School Player of the Year.

YVONNE TURNER career statistics

Year	G-GS	FG-FGA	FT-FTA	3FG-Att.	Reb.-Avg.	TP-Avg.
2006-07	28-0	20-59	18-30	7-27	44-1.6	65-2.3
2007-08	33-33	96-216	48-73	37-114	110-3.3	277-8.4
2008-09	31-31	119-317	69-98	57-179	106-3.4	364-11.7
2009-10	34-31	134-337	45-68	82-225	117-3.4	395-11.6
Career	126-95	369-929	180-269	183-545	377-3.0	1,101-8.7



ANN HALSNE

1988-91
6-1, Forward
Spencer, Iowa
(Spencer)
1,096 Points (28)

13

Ann Halsne was a steady scoring and rebounding threat during her Husker career.

The 6-1 forward from Spencer, Iowa, ranks 28th all time on the NU scoring list with 1,096 points, and 26th with 545 career rebounds.



Ann Halsne scored more than 1,000 points and hauled in more than 500 rebounds in her Nebraska basketball career.

Halsne earned honorable-mention All-Big Eight recognition in 1989-90, when she enjoyed her best season by averaging 11.0 points and 5.8 rebounds per game. An excellent performer in the classroom as well, Halsne was a three-time first-team academic All-Big Eight selection (1989, 1990, 1991).

She posted a career high with 29 points in Nebraska's 83-80 loss at Kansas State on Jan. 21, 1989, while grabbing a career-high 11 rebounds in a 68-65 loss at Oklahoma on Jan. 25, 1989.

As a freshman, Halsne helped the Huskers to the Big Eight Conference title and the first NCAA Tournament appearance in school history. She scored six points and grabbed six rebounds in the Huskers' 100-82 loss at USC in the 1988 NCAA Tournament. Halsne set a freshman school record with a .560 field goal percentage (79-141) that was

not broken until Charlie Rogers connected on 58.2 percent (78-134) of her shots as a freshman in 1996-97. Halsne's .529 career field goal percentage (423-799) ranks as the seventh-best mark in Husker history.

As a senior softball player in 1992, Halsne led the team with a .321 batting average and tied for the team lead with 20 RBIs, while producing the ninth-best single-season assist total in school history with 142 in 1992. She lettered as a softball player in 1988 and 1992.

Halsne served as the head women's basketball coach at Morningside College in Sioux City, Iowa, until 1999.

She now lives in Seattle, Wash.

ANN HALSNE career statistics

Year	G-GS	FG-FGA	FT-FTA	3FG-Att.	Reb.-Avg.	TP-Avg.
1987-88	29-10	79-141	56-85	0-0	116-4.0	214-7.4
1988-89	28-22	109-210	60-82	0-0	139-5.0	278-9.9
1989-90	28-20	120-220	67-101	0-1	163-5.8	307-11.0
1990-91	28-3	113-228	71-100	0-0	127-4.5	297-10.6
Career	113-55	423-799	254-368	0-1	545-4.8	1,096-9.7

NEBRASKA 1,000-POINT SCORERS



NAFEESAH BROWN

1992-94
6-1, Forward
Chicago, Ill.
(Harlan)
1,089 Points (29)

30

One of the most explosive Huskers ever, Nafeesah Brown produced one of the best seasons in school history as a senior in 1993-94. The 6-1 forward from Chicago, Ill., shredded opponents by averaging 20.2 points and 10.1 rebounds per game as a senior. Her 1993-94 scoring average ranks as the seventh-best single-season mark in school history, while her rebounding average ranks as the fourth-best mark in the NU record books. Brown's career rebounding average of 8.6 boards per game is also tied for the fourth-best mark at Nebraska, while her 16.3 points per game career average is the eighth-best figure in school history.



Nafeesah Brown averaged 20.2 points and 10.1 rebounds as a senior for the Huskers in 1993-94.

She ranks 29th in career points (1,089) and in the top 25 in career rebounds (574) despite playing just two full seasons.

Brown earned first-team All-Big Eight honors as a senior in 1993-94, after claiming honorable-mention all-conference accolades in 1992-93.

Brown earned second-team NJCAA All-America honors as a sophomore at Westark Community College in Fort Smith, Ark.,

averaging 18.4 points and 9.9 rebounds in her career while scoring 1,281 points, before transferring to Nebraska for her junior season. In her first year at Nebraska in 1991-92, Brown suffered a knee injury that sidelined her for the year after appearing in six games, but she was granted a medical hardship to extend her career.

Brown helped Nebraska to the first NCAA Tournament win in school history with 26 points, 13 rebounds and six steals in an 81-58 win over San Diego in Lincoln on March 17, 1993.

Brown's 26-point effort against San Diego was a career high until connecting for 32 points in an 84-71 win at Missouri on Jan. 23, 1994. She posted career highs with 16 rebounds on three occasions.

Brown is married to former Nebraska football player Ed Morrow, and the couple lives in Chicago, Ill. Their son Ed Morrow Jr., was a two-year member of the Nebraska men's basketball team (2015-16, 2016-17).

NAFEESAH BROWN career statistics

Year	G-GS	FG-FGA	FT-FTA	3FG-Att.	Reb.-Avg.	TP-Avg.
1991-92	6-3	29-60	10-19	1-5	39-6.5	69-11.5
1992-93	31-16	165-356	80-122	5-25	232-7.5	415-13.4
1993-94	30-29	226-437	141-193	12-26	303-10.1	605-20.2
Career	67-48	420-853	231-334	18-56	574-8.6	1,089-16.3



KATE CAIN

2018-21
6-5, Center
Middletown, N.Y.
(Pine Bush)
1,085 Points (30)

31

The most prolific shot-blocker in Nebraska women's basketball history, Kate Cain obliterated the previous Husker career mark by 114 blocks - finishing with 352 blocked shots in her four seasons. The total ranked No. 6 in Big Ten history. Along the way, Cain set the Nebraska season record



Nebraska's career leader in blocks, Kate Cain owns the only points-rebounds-blocks triple-double in school history.

twice, beginning with 100 blocks as a true freshman in 2017-18, before breaking her own school record with 101 blocks as a junior in 2019-20.

Cain's prowess as a shot-blocker earned her three spots on the Big Ten All-Defensive Team (2018, 2020, 2021), while her all-around game twice allowed her to garner honorable-mention All-Big Ten recognition (2018, 2021). She was also a member of the Big Ten All-Freshman Team after helping revitalize the Nebraska program with a trip to the 2018 NCAA Tournament.

Cain made Husker history with the first points (22), rebounds (14) and blocked shots (11) triple-double in school history against Florida Atlantic (Dec. 19, 2017).

She added 22 points, 12 rebounds and nine blocks in a win over then-unbeaten and No. 15 Ohio State (Jan. 16, 2021).

Although never a primary scorer for the Huskers, Cain finished with 1,085 points to become the 34th 1,000-point scorer in Nebraska history. She also finished No. 8 on NU's career rebound list with 780, while ranking No. 10 in school history with 117 starts. Cain could have added substantial totals to all of her numbers with a fifth season of eligibility, which was granted by the NCAA across all sports because of the impact of the coronavirus pandemic in 2019-20 and 2020-21. Cain, who earned her bachelor's degree as a management major in just three years, elected to pursue a career in professional basketball.

A standout in the classroom, Cain was a three-time Big Ten Distinguished Scholar and a three-time Academic All-Big Ten selection. She was also a four-time member of the Tom Osborne Citizenship Team.

Cain earned a WNBA Training Camp contract with the Las Vegas Aces following her senior year at Nebraska, before signing a professional contract with Helsingborg in Sweden. She averaged 10.6 points, 9.9 rebounds and 2.0 blocks in 2021-22. She earned her MBA from Nebraska in May of 2022 and is currently living in Lincoln.

KATE CAIN career statistics

Year	G-GS	FG-FGA	FT-FTA	3FG-Att.	Reb.-Avg.	TP-Avg.
2017-18	32-31	146-258	24-56	0-0	223-7.0	316-9.9
2018-19	30-30	105-200	16-27	0-0	178-5.9	226-7.5
2019-20	30-30	125-232	28-41	0-1	216-7.2	278-9.3
2020-21	26-26	111-193	43-58	0-0	163-6.3	265-10.2
Career	118-117	487-883	111-182	0-1	780-6.6	1,085-9.2

NEBRASKA 1,000-POINT SCORERS



TINA McCLAIN

1994-97
5-10, Forward
Montrose, Mo.
(Montrose)
1,074 Points (31)

22



Tina McClain averaged 13.8 points and 6.8 rebounds per game to help the Huskers to their third NCAA Tournament bid in 1996.

McClain posted a career high with 25 points in a 79-77 overtime loss at Iowa State on Jan. 28, 1996, and matched that output in a 70-64 win over Missouri in the Big Eight Tournament on March 2, 1996. She pulled down a career-high 13 rebounds on three occasions.

McClain lives in Roanoke, Texas.

TINA McCLAIN career statistics

Year	G-GS	FG-FGA	FT-FTA	3FG-Att.	Reb.-Avg.	TP-Avg.
1993-94	28-13	61-136	41-59	0-7	105-3.8	163-5.8
1994-95	26-16	104-213	47-74	1-4	173-6.7	256-9.8
1995-96	29-29	164-292	73-89	0-0	196-6.8	401-13.8
1996-97	28-24	104-221	46-74	0-0	167-7.0	254-9.1
Career	111-82	433-862	207-296	1-11	641-5.8	1,074-10.1



KATE GALLIGAN

1993-96
5-8, Guard
Cedar Rapids, Iowa
(Jefferson)
1,069 Points (32)

11

One of the best pure shooters in Nebraska history, Kate Galligan ranks 10th on the Husker all-time list with 145 made three-pointers in her four-year career. Galligan also ranks 32nd all time at Nebraska with



Kate Galligan was one of the top long-range shooters in school history, knocking down 145-of-377 three-pointers in her career.

1,069 points. Galligan's 377 career three-point attempts rank just outside the top 10 on the NU charts, while her .385 career three-point percentage is tied for eighth. She hit a career-high six three-pointers in a 94-85 loss at Kansas on Feb. 11, 1996.

Not surprisingly, the 5-8 guard from Cedar Rapids, Iowa, is also one of the best free throw shooters in school history, connecting on 77.6 percent (242-312) of her attempts. Her 12-for-12 shooting performance from the free throw line against Missouri on Feb. 18, 1996, and her 10-for-10 effort at the line against Iowa State on Feb. 27, 1994, rank as two of only 15 perfect free throw performances in NU history. She also ranks 17th at Nebraska with 299 career assists. She earned honorable-mention All-Big Eight recognition as a senior in 1995-96. Along with being a standout shooter, Galligan was an outstanding student,

becoming a four-time first-team academic all-conference selection.

Galligan helped the Huskers to the third NCAA Tournament bid in school history during her senior season, where she scored a team-high 12 points, while adding four assists and three rebounds in a 66-62 loss to Colorado State at Stanford, Calif., on March 17, 1996. Galligan scored a career-high 26 points in an 84-71 win at Iowa State on Feb. 27, 1994.

After graduating from Nebraska, Galligan served as a graduate assistant with the Huskers before taking assistant coaching positions at Pittsburgh, Texas-Pan American and the University of Nebraska-Kearney. She served as an assistant coach at Kansas in 2003-04. Galligan works in the insurance industry and makes her home in Cedar Rapids, Iowa.

KATE GALLIGAN career statistics

Year	G-GS	FG-FGA	FT-FTA	3FG-Att.	Reb.-Avg.	TP-Avg.
1992-93	17-14	34-86	40-56	4-22	37-2.2	112-6.6
1993-94	30-20	100-243	73-90	50-123	91-3.0	323-10.8
1994-95	27-20	99-262	53-72	39-118	84-3.1	390-10.7
1995-96	29-25	108-233	76-94	52-114	113-3.9	344-11.9
Career	103-79	341-824	242-312	145-377	325-3.2	1,069-9.5

NEBRASKA 1,000-POINT SCORERS



CATHY OWEN

1982-85
5-6, Guard
Ventura, Calif.
(Buena)
1,048 Points (33)

14

One of the best free throw shooters in Nebraska history, Cathy Owen connected on 87.9 percent (204-232) of her attempts, including an amazing 95.0 percent (57-60) of her free throws in 1984-85. Her 10-for-10 shooting night from the line on March 2, 1985, against Oklahoma also ranks as one of only 15 perfect single-game free throw shooting performances (min. 10 attempts) in school history.



Cathy Owen is the best free throw shooter in Husker history. She connected on 95 percent of her free throws in 1984-85.

Owen was one of the top field goal shooters in Husker history, connecting on 52.3 percent (422-807) of her attempts in her career to rank eighth all time at NU. A model of consistency during her career, Owen never scored 300 points in a single season, but still managed to claim a spot in Nebraska's 1,000-Point Club by ranking 33rd with 1,048 points in her career.

The 5-6 guard from Ventura, Calif., enjoyed her best season as a junior in 1983-84, averaging 10.1 points and 4.6 rebounds per game. She scored a career-high 23 points in a 90-86 win at Kentucky on Jan. 4, 1984.

Owen was also a strong performer in the classroom, earning third-team Academic All-America honors in 1983-84. She owns one of eight Academic All-America awards that have been won by Husker women's basketball players. She was also a first-team academic All-Big Eight selection in 1983-84.

CATHY OWEN career statistics

Year	G-GS	FG-FGA	FT-FTA	3FG-Att.	Reb.-Avg.	TP-Avg.
1981-82	31-18	119-233	45-53	NA	92-3.0	283-9.1
1982-83	28-27	101-188	48-58	NA	83-3.0	250-9.0
1983-84	28-25	115-210	54-61	NA	130-4.6	284-10.1
1984-85	28-28	87-176	57-60	NA	128-4.6	231-8.3
Career	115-98	422-807	204-232	NA	433-3.8	1,048-9.1



STACY IMMING

1984-87
5-8, Guard
Kearney, Neb.
(Kearney)
1,036 Points (34)

22

One of only nine players in Nebraska history to post 400 or more career assists, Stacy Imming ranks ninth on NU's all-time charts with 402 assists. Her 159 assists in 1986-87 ranks among the top 15 on NU's single-season list, while her 13 assists against Oklahoma on Feb. 21, 1987, are tied for the seventh-best single-game mark.


Imming's name would have appeared even higher on the Husker charts had she not left the team for personal reasons after the first 10 games of 1985-86. She returned to start all 29 games as a senior.

The 5-8 guard from Kearney, Neb., was an explosive scoring threat, erupting for a career-high 28 points and 10 rebounds against Oklahoma State on Feb. 24, 1987. She was also a talented performer in the classroom, earning first-team academic All-Big Eight honors in 1986-87.

Imming (Sykes) was inducted into the Nebraska High School Hall of Fame in 2000. She was an all-class all-state selection in both basketball and volleyball her senior season at Kearney High School. She is now a math teacher at Beatrice Middle School.

STACY IMMING career statistics

Year	G-GS	FG-FGA	FT-FTA	3FG-Att.	Reb.-Avg.	TP-Avg.
1983-84	28-14	116-272	45-70	NA	76-2.7	277-9.9
1984-85	27-25	141-324	60-75	NA	71-2.6	342-12.7
1985-86	10-10	39-101	14-23	NA	35-3.5	92-9.2
1986-87	29-29	116-275	93-117	NA	81-5.8	325-11.2
Career	94-78	412-972	212-285	NA	263-3.3	1,036-11.0



Stacy Imming is one of only nine players in Nebraska history to distribute more than 400 assists in her career. A graduate of Kearney High School, Imming is one of 14 Nebraska natives in NU's 1,000-point club.

NEBRASKA 1,000-POINT SCORERS



ALEXA JOHNSON

2001-04
6-1, Forward
Hacienda Heights, Calif.
(Los Altos)
1,035 Points (35)

42



A two-time honorable-mention All-Big 12 performer, Alexa Johnson scored 798 total points in her final two seasons to become NU's 21st 1,000-point scorer.

her combined output from her freshman (33) and sophomore (204) seasons. The 6-1 forward from Hacienda Heights, Calif., added 383 points as a senior, while averaging 12.8 points and 4.7 rebounds per contest.

Johnson helped lead one of the biggest turnarounds in the nation during her senior season, as the Huskers finished with an 18-12 overall record and advanced to the second round of the Women's National Invitation Tournament. A year earlier, the Huskers battled to an 8-20 record, giving NU a 10-game improvement from Johnson's junior to senior season.

She finished her senior season on a strong note by registering double figures in points in each of her last 14 games, including six consecutive games with 16 or more points to close her career.

A sharp-shooting southpaw, Johnson is tied for seventh on Nebraska's career free throw percentage chart by connecting on 79.6 percent (218-274) of her attempts. She added 37.9 percent (39-103) accuracy from long range in her career, including a 40.0 percent success rate as a senior, when she hit 22-of-55 three-pointers.

Johnson produced a career-high 27 points in Nebraska's upset of No. 25 Cincinnati on Dec. 15, 2002. She added a career best with 13 rebounds against Grambling State on Nov. 22, 2002.

A two-time academic All-Big 12 performer, Johnson earned first-team academic all-conference accolades as a sophomore before adding second-team honors in 2003. She earned her bachelor's degree in economics in 2004. Johnson (Arnold) lives in the San Diego area, where she is a senior institutional sales manager for La Roche-Posay.

ALEXA JOHNSON career statistics

Year	G-GS	FG-FGA	FT-FTA	3FG-Att.	Reb.-Avg.	TP-Avg.
2000-01	20-1	12-27	9-12	0-0	14-0.7	33-1.7
2001-02	30-7	77-170	48-58	2-6	93-3.1	204-6.8
2002-03	28-27	154-390	92-119	15-42	189-6.8	415-14.8
2003-04	30-30	146-344	69-85	22-55	142-4.7	383-12.8
Career	108-65	389-932	218-274	39-103	438-4.1	1,035-9.6



CHARLIE ROGERS

1997-2000
6-2, Center
South Sioux City, Neb.
(South Sioux City)
1,001 Points (36)

33

One of the top shot blockers and rebounders in Nebraska history, Charlie Rogers earned a place among the elite scorers in the Husker record book in her final game in a Nebraska uniform. Rogers scored 13 points on a 5-for-5 performance from the field and a 3-for-3 effort from the free throw line against Boston College on March 17, 2000, in the first round of the NCAA Tournament. Rogers' two free throws with 34 seconds left pushed



Charlie Rogers scored 13 points in her final game to become the 20th player in school history to reach the 1,000-point plateau.

her over the 1,000-point barrier making her, Brooke Schwartz and Nicole Kubik the first three members of the same Nebraska recruiting class to achieve the 1,000-point mark.

Rogers, a Nebraska native and a prep product of national high school power South Sioux City, ranks No. 5 at Nebraska with 126 blocked shots, while ranking in the top 15 on Nebraska's career rebounding list with 659 boards. As a senior, she led the Huskers with 7.9 rebounds per game, while averaging 9.8 points per contest.

She pulled down 20 rebounds against Drake on Dec. 2, 1999, and posted a career-high 20 points against Arizona on Dec. 7, 1997. Her five blocked shots in her final home game against Kansas State were also a career high. Rogers earned a spot on the Time Warner Cable Classic All-Tournament team in 1996, 1998 and 1999. Along with her accomplishments on the court, Rogers was a four-time first-team academic All-Big 12 selection and earned second-team Academic All-District recognition as a senior in 1999-2000.

Rogers lives in Lincoln.

CHARLIE ROGERS career statistics

Year	G-GS	FG-FGA	FT-FTA	3FG-Att.	Reb.-Avg.	TP-Avg.
1996-97	28-16	78-134	28-69	0-0	133-4.8	184-6.6
1997-98	28-16	114-188	41-70	0-0	135-4.8	269-9.6
1998-99	33-27	101-198	42-76	0-0	147-4.5	244-7.4
1999-00	31-31	128-230	48-73	0-0	244-7.9	304-9.8
Career	120-90	421-750	159-288	0-0	659-5.5	1,001-8.3

ALL-TIME ROSTER & STATISTICS

Player (Ht., Pos., Uniform #, Hometown/High School)	Letters	GP/GS	Pts	Reb	Ast
Aarden, Pyra (6-4, C, #44, Hudson, Wis./Hudson)	1993-94-95-96	107/56	935	611	33
Adamczak, Annie (5-11, F, #42, Moose Lake, Minn./Moose Lake)	1984	20/0	47	36	8
Aitken, Courtney (5-8, G, #22, Dannebrog, Neb./Centura)	2013	6/0	0	7	4
Anderson, Kristi (6-3, C, #50, Council Bluffs, Iowa/Lincoln)	1989-91-92-93	66/3	160	142	16
Aubry, Chelsea (6-2, F, #45, Kitchener, Ontario, Canada/Grand River Coll.)	2004-05-06-07	123/90	898	539	97
Austin, Tony	1988	Did Not Play			
Baade, Michelle (5-7, G, #23, Beatrice, Neb./Beatrice)	1987	5/0	2	2	0
Bahe, Anita (5-7, F, #24, Aurora, Neb./Aurora)	1977	27/2	98	54	8
Bartels, Kirsten	1991	Did Not Play			
Beiriger, Ami (5-5, G, #23, Hastings, Neb./St. Cecilia)	1979-80-81	104/79	847	205	342
Benson, Kate (6-2, F, #40, Prairie Village, Kan./Shawnee Mission South)	1996-97-98-99	91/3	183	120	53
Benson, Kelli (5-7, G, #21, Grand Island, Neb./Grand Island)	1981-82-83-84	118/87	836	329	282
Blackbird, Candace (6-0, G/F, #41, South Sioux City, Neb./S. Sioux City)	1999-2001	41/3	68	34	29
Blackburn, Rachel (6-3, F, #43, Leavenworth, Kan./Leavenworth)	2016-18	54/10	148	173	36
Block, Shelly (5-9, F/G, #20, Gothenburg, Neb./Gothenburg)	1984-85-86-87	109/44	345	374	131
Blue, Theresa	1991-92	Did Not Play			
Bober, Nikki (6-4, C, #42, Murdock, Neb./Elmwood-Murdock)	2007-08-09-10	56/1	112	102	26
Boller, Jeanne (6-3, C, #45, Dorchester, Neb./Dorchester)	1977-78	61/51	344	458	17
Bolli, Stephanie (5-10, F, #34, Burwell, Neb./Burwell)	1985-86-87-88	84/63	594	380	95
Bourne, Isabelle (6-2, F, #34, Canberra, Australia/Institute of Sport)	2020-21-22-23	115/82	1,221	648	144
Brady, Trinity (5-11, G, #2, Indianapolis, Ind./Hamilton Heights (Tenn.) Christian Academy)	2020-21-23	27/10	66	43	16
Brandenberg, Pam (5-3, G, #20, Papillion, Neb./Papillion-LaVista)	1976	1/0	0	0	0
Brenden, Lis (5-6, G, #13, Silverton, Ore./Silverton)	1993-94-95-96	116/76	848	309	305
Brink, Sherry (5-8, F, #43, Lincoln, Neb.)	1976-77	63/58	704	386	54
Brooks, Sabrina (5-8, G, #32, Milwaukee, Wis./Bay View)	1988	48/12	521	147	60
Brown, Leigha (6-1, G/F, #32, Auburn, Ind./DeKalb)	2019-20	60/6	722	181	107
Brown, Nafesah (6-1, F, #30, Chicago, Ill./Harlan)	1993-94	67/48	1,089	574	63
Brown, Roquayyah (5-10, F, #32, Chicago, Ill./Harlan)	1995	24/8	196	133	12
Brown, Whitney (5-8, G, #10, Grand Island, Neb./Northwest)	2021-22	45/1	112	49	33
Buchholz, Amanda (5-7, G, #11, Ogallala, Neb./Ogallala)	2000	15/0	24	14	2
Bullock, Amy (5-6, G, #10, Norton, Kan.)	1988-89	57/43	149	96	223
Burke, Kaitlyn (5-7, G, #5, North Vancouver, British Columbia, Canada/Argyle)	2008-09-10-11-12	134/81	707	255	285
Bynum, Belinda (5-8, G, #21, Kansas City, Mo./Southwest)	1993-94	60/4	90	58	44
Cady, Emily (6-2, F, #23, Seward, Neb./Seward)	2012-13-14-15	132/132	1,459	1,114	305
Cain, Kate (6-5, C, #31, Middletown, N.Y./Pine Bush)	2018-19-20-21	118/117	1085	780	124
Cannon-Johnson, Keasha (5-10, G, #44, Kansas City, Kan./Washington)	2002-04	57/56	682	478	206
Cascio Jensen, Rylie (5-10, G, #2, Fremont, Neb./Fremont)	2017	29/0	68	23	36
Cayton, MiCole (5-9, G, #5, Stockton, Calif./St. Mary's/California)	2021-22	39/0	101	43	34
Cepero, Greichaly (6-2, F, #1, Dorado, Puerto Rico/McDonogh, Md.)	2001-02-03	55/24	276	255	67
Cheney, Renee (5-8, G, #54, Palmyra, Neb./Palmyra)	1977-78	37/1	19	17	4
Cincore, Jasmine (5-10, G, #34, Arlington, Tenn./Briarcrest Christian)	2015-16-17-18	112/66	555	287	184
Clark, Kyndal (5-7, G, #4, Webb City, Mo./Webb City/Drake)	2016	26/26	123	71	59
Cleveland, Amanda (6-3, F/C, #12, Lancaster, Texas/Lancaster)	2001-02-03	80/27	302	259	22
Coleman, Crystal (5-7, G, #12, East St. Louis, Ill./Lincoln)	1982-83	68/49	976	300	229
Coley, Kendall (6-2, F/G, #32, Minneapolis, Minn./St. Louis Park)	2021-22-23	70/0	136	94	37
Collains, Shawn (6-0, F, #23, Chicago, Ill./Lindblom)	1992	30/3	56	73	11
Conrad, Barb (5-8, F, #22, Fremont, Neb./Fremont)	1976	1/0	2	1	0
Costello, Ann (5-8, G, #23, Leawood, Kan./Shawnee Mission East)	1984-85-86	74/6	204	94	74
Cowgill, K.C. (5-8, G, #11, Grand Island, Neb./Central Catholic)	2001-02	47/22	271	109	45
Cravens, Bella (6-3, F, #14, Laie, Hawaii/Maryknoll/E. Washington)	2021-22	52/32	323	334	65
Crouch, Jan (5-11, F, #32, Lincoln, Neb./East)	1976-77-78	112/103	1,183	681	103
Dahn, Kristi (5-11, G, #14, Lake Oswego, Ore./Lake Oswego)	1990-91	56/54	461	130	172
DeForge, Anna (5-11, G, #30, Niagara, Wis./Niagara)	1995-96-97-98	117/114	1,859	804	392
DelVigna, Diane (5-9, F, #30, Oakland, Calif./Holy Names)	1979-80	75/73	1,433	542	229
Diaz, Elena (6-1, F, #15, Medellin, Colombia/Comfenalco at Cartagena)	2005-06	64/23	337	244	33
Dillavou, Chris (5-11, G, #20, Rose Creek, Minn./Southland)	1994-95	43/2	71	43	24
Doage, LaToya (5-6, G, #20, Bloomington, Ill./Bloomington)	1996-97	53/24	344	97	120
Drmanac, Ivana (6-2, F, #30, Belgrade, Serbia/The XI Belgrade)	2005-06	24/0	20	13	9
Dudeck, Leatha (5-8, F/G, #42, Butler, Pa./Butler)	1989	28/2	52	52	25
Eliely, Nicea (6-1, G, #5, Colorado Springs, Colo./Rampart)	2017-18-19-20	118/115	947	464	258
Fiene, Pamela (5-6, G, #21, Elmhurst, Ill./York)	1985-86-87-88	100/9	96	120	158
Foley, Kathy (5-3, G, #14, Blair, Neb./Blair)	1976-77	46/0	75	25	19
Ford, Ashley (5-7, G, #2, Lincoln, Neb./Northeast)	2006-07	64/33	125	86	109
Fosdick, Jill (5-10, G, #22, Lincoln, Neb./Pius X)	1999	14/0	13	13	0
Frazee, Karen (5-9, F, #50, Summerfield, Kan.)	1977-78	48/0	64	54	7
Galligan, Kate (5-8, G, #11, Cedar Rapids, Iowa/Jefferson)	1993-94-95-96	103/79	1,069	325	299
Garey, Carol (6-0, F/C, #41, Sacramento, Calif./Rio Americano)	1979-80	72/66	813	617	192
Gerhart, Jessica (6-2, F, #33, Sention, Iowa/Sentral)	2004-05-06	92/50	618	288	30
Gilmore, Naciska (6-0, F, #34, Tulsa, Okla./Will Rogers)	1997-98-99-00	123/26	529	378	50
Griffin, Kelsey (6-2, F, #23, Eagle River, Alaska/Chugiak)	2006-07-08-10	127/127	2,033	1,019	156
Gusso (Williams), Amy (5-6, G, #5, Spearfish, S.D./Spearfish)	1995-96-97-98	57/0	36	26	31
Hagerstrom, Kathy (6-0, F, #10, DePere, Wis./Neenan)	1980-81-82-83	130/120	1,778	874	269
Haiby, Sam (5-9, G, #4, Moorhead, Minn./Moorhead)	2019-20-21-22-23	139/106	1,618	642	477
Hake, Callin (5-8, G, #14, Victoria, Minn./Chanhassen)	2023	31/1	134	39	18
Halsne, Ann (6-1, F, #13, Spencer, Iowa/Spencer)	1988-89-90-91	113/55	1,096	545	112
Hanson, Lacey (5-10, G, #5, Omaha, Neb./Ralston)	2003	19/0	9	13	9
Hardy, Kiera (5-6, G, #21, Kansas City, Mo./O'Hara)	2004-05-06-07	123/95	1,930	392	294
Harris, Kim (6-1, C, #54, Decatur, Ill./Eisenhower)	1988-89	57/51	671	391	34
Hart, Sue (5-7, G, #14, Lincoln, Neb.)	1976	1/0	0	1	0
Haselip, Dina (6-1, F, #33, Oregon City, Ore./Oregon City)	1993-94	59/7	181	112	15
Havers, Allie (6-5, C, #22, Mattawan, Mich./Mattawan)	2014-15-16-17	125/50	720	541	96
Hawkins, Kathy (5-6, G, #25, Omaha, Neb.)	1976-77	68/68	764	338	336
Heaston, Tanya (5-11, F, #32, Atascadero, Calif.)	1979	13/0	14	8	4
Helms, Makenzie (5-8, G, #1, East Haven, Conn.)	2020	15/0	20	10	11



Chelsea Aubry, Kitchener, Ontario (2004-07)




Stephanie Bolli, Burwell, Neb. (1985-88)



Keasha Cannon-Johnson, Kansas City, Kan. (2002, 2004)

ALL-TIME ROSTER & STATISTICS

Player (Ht., Pos., Uniform #, Hometown/High School)	Letters	GP/GS	Pts	Reb	Ast
Hesch, Susan (6-1, F, #42, Wahpeton, N.D./Wahpeton)	1990-91-92	79/46	440	313	73
Hester, Tay (5-10, G, #32, Moreno Valley, Calif./Perris/UTEP/Mt. San Antonio)	2008-09	64/51	394	264	107
Hieb, Sara (5-3, G, #3, Brandon, S.D./Brandon Valley)	2006	6/0	3	0	0
Hiestand, LeeAnna (5-10, G, #32, Moorhead, Minn./Shanley, N.D.)	1990-91	44/16	140	98	59
Hill, Tiffany (6-0, C/F, #5, Boulder, Colo./Fairview)	1986	28/1	85	53	16
Hoffman, Deborah (5-6, G, #15, Lincoln, Neb./Southeast)	1987-88	9/0	1	1	1
Hooper, Jordan (6-2, G, #35, Alliance, Neb./Alliance)	2011-12-13-14	131/131	2,357	1,110	87
Howell, LaToya (5-5, G, #5, Chicago, Ill./Queen of Peace/Air Force)	2005-06	62/37	241	192	218
Howell, Shannon (5-10, G, #33, Los Angeles, Calif./St. Bernard)	2001-02	58/50	514	137	159
Hubert, Kelly (6-1, F, #55, Peoria, Ill./Peoria)	1988-89-90-91	97/43	507	501	114
Hudson, Kristian (5-5, G, #11, Birmingham, Ala./Clay-Chalkville)	2019-20	25/1	33	24	17
Imming, Stacy (5-8, G, #22, Kearney, Neb./Kearney)	1984-85-86	94/78	1,036	263	402
Ivy, Maurice (5-9, F/G, #30, Omaha, Neb./Central)	1985-86-87-88	111/107	2,131	778	297
James, Ruth (5-8, G, #20, Oakland, Calif.)	1979	36/20	251	125	80
Jamison, Teri (5-7, G, #12, Lincoln, Neb.)	1976	1/0	0	1	0
Janssen, Linda (5-8, F/G, #10, Syracuse, Neb./Syracuse)	1977-78	61/21	425	139	32
Jaracz, Jennifer (6-0, F, #5, Crestwood, Ky./South Oldham)	1999-00	40/0	47	38	13
Jeffery, Brandi (5-7, G, #13, Vacherie, La./St. James)	2012-13-14-15	126/39	587	393	167
Jennings, Karen (6-2, F, #51, Persia, Iowa/Tri-Center)	1990-91-92-93	119/106	2,405	1,000	161
Johansen, Jina (5-7, G, #20, Dannebrog, Neb./Centura)	2002-03-04-05	120/95	568	299	567
Johnson, Alexa (6-1, F, #42, Hacienda Heights, Calif./Los Altos)	2001-02-03-04	108/65	1,035	438	54
Jones, Stephanie (6-2, F, #25, Omaha, Neb./Benson)	2000-01-02	66/23	454	270	48
Jurgens, J.J. (5-6, G, #11, Omaha, Neb./Platteview)	1995-96-97-98	46/0	13	14	11
Kalenta, Anya (6-3, F, #31, Minsk, Belarus/Gen. Secondary #21/Vincennes)	2015-16	43/2	166	127	13
Keith, Susan (5-8, F, #25, Ardmore, Okla./Bellevue East, Neb.)	1981	22/0	47	50	11
Kelley, Dominique (5-7, G, #24, Lincoln, Neb./Northeast)	2008-09-10-11	111/110	1,107	387	246
Kelley, Isha (5-9, G, #10, Lincoln, Neb./Southeast)	2000	52/7	65	56	90
Kephart, Heather (5-8, G, #22, Canute, Okla./Canute)	2004	12/0	67	20	6
Keyes, Heidi (6-3, C, #30, Nederland, Colo.)	1984	22/0	71	50	2
Kidder, Jacques (5-7, G, #14, York, Neb./York)	1978	24/1	68	26	11
Kissinger, Taylor (6-1, G/F, #33, Minden, Neb./Minden)	2018-19	60/31	549	214	78
Kobza, Sue (6-1, C, #44, Schuyler, Neb./Schuyler)	1978	28/3	63	102	8
Korinek, Kim (5-6, G, #34, Omaha, Neb.)	1976	Did Not Play			
Kowalski, Christine (6-1, F/C, #32, Elmwood Park, N.J.)	1980	17/0	17	29	5
Kriebel, Wendy (6-3, C, #40, Benton, Pa./Benton)	1986-87-88-89	55/0	73	84	9
Krull, Maddie (5-9, G, #42, Omaha, Neb./Millard South/South Dakota)	2023	33/24	202	66	59
Kubik, Jami (5-11, G, #24, Cambridge, Neb./Cambridge)	1995-96-97-98	115/64	615	423	202
Kubik, Nicole (5-10, G, #32, Cambridge, Neb./Cambridge)	1997-98-99-00	125/119	1,867	451	563
Kuhlmann, Kala (5-8, G, #13, Charter Oak, Iowa/Charter Oak-Ute)	2007-08-09-10	122/3	304	166	113
LaFleur, TK (5-8, G, #12, Houston, Texas/Warren Township, Grayslake, Ill.)	2006-07	64/0	348	147	63
LaGuardia, Lisa (6-1, C/F, #25, Lakewood, Colo./Wheatridge)	1985-86-87	53/1	114	65	3
Laudermill, Tear'a (5-9, G, #1, Moreno Valley, Calif./Canyon Springs)	2012-13-14-15	126/62	1,133	298	160
Lee, Debbie (5-9, F, #30, Omaha, Neb./Central)	1976-77-78	90/73	482	426	52
Lee, Liz (5-6, G, #21, Council Bluffs, Iowa)	1976	19/0	9	9	2
Leick, Katya (6-1, #20, Grey Cloud Township, Minn./Park)	2010-11	40/9	172	150	36
Leigh, Chris (5-9, G/F, #22, Springfield, Neb./Platteview)	1980-81-82-83	125/50	710	288	190
Leonhardt, Casey (6-5, C, #55, Downers Grove, Ill./North)	2000-01	61/54	684	401	43
Lightbody, Brenda (5-7, G, #11, Lincoln, Neb.)	1976	27/7	112	110	12
Lightfoot, Andrea (5-8, G, #23, Omaha, Neb./Marian)	2004	28/0	19	15	14
Machmer, Johanna (5-8, G, #21, Greenville, Ill./Greenville)	1992	6/0	4	3	1
Markowski, Alexis (6-3, F/C, #40, Lincoln, Neb./Pius X)	2022-23	66/52	803	587	53
Marks, Tamara (5-6, G, #44, Bellevue, Neb./West)	1988	1/0	0	0	0
Maurer, Adrianna (6-3, C, #55, Shawnee Mission, Kan./Bishop Miege)	2011-12-13	43/0	113	91	6
McCann-Smith, Kellie (5-9, G, #1, Asotin, Wash./Clarkston)	2011	22/0	67	25	10
McClain, Tina (5-10, F, #22, Montrose, Mo./Montrose)	1994-95-96-97	111/82	1,074	641	148
McDill, Cori (6-1, F, #15, Gillette, Wyo./Campbell County)	1996-97-98-99	109/59	436	296	54
McEwen, Kate (5-8, G, #12, Topeka, Kan./West)	1995-96	39/0	27	28	11
McPherson, Sheila (5-5, G, #31, Indianapolis, Ind./North Central)	1996	45/1	72	28	18
McRoy, Annette	1987	Did Not Play			
Mendelson, Maggie (6-5, C/F, #44, Ogden, Utah/Fremont)	2023	22/0	43	48	4
Mershon, Kayla (6-3, F, #44, Chanhassen, Minn./Minnetonka)	2019-20	60/15	144	166	41
Miller, Angie (5-11, C, #10, Clatonia, Neb./Wilber-Clatonia)	1984-85-86-87	107/95	1,541	661	144
Miller, Lynne (5-9, F, #14, Grand Island, Neb.)	1980	22/0	45	23	6
Mitchell, Grace (6-2, F, #14, Wellington, Kan.)	2017-18-19-20	107/2	165	147	19
Montgomery, Cory (6-2, F, #40, Cannon Falls, Minn./Cannon Falls)	2007-08-09-10	130/69	1,378	627	103
Moore, Lindsey (5-9, G, #00, Covington, Wash./Kentwood)	2010-11-12-13	132/132	1,673	419	699
Moriarty, Kendall (6-1, G, #15, Wheaton, Ill./Benet Academy)	2022-23	63/1	156	66	44
Morse, Katie (6-4, C, #53, Minden, Iowa/Tri-Center Community)	2001-02-03-04	88/49	450	342	49
Morton, Janay (5-10, G, #13, Brooklyn Park, Minn./Osseo/E. Michigan)	2018	24/0	145	41	16
Mosley, Sydney (6-0, F, #31, Wayne, Neb./Wayne)	1979	15/0	23	15	2
Muller, Karsen (5-6, G, #14, Littleton, Colo./Arapahoe)	1999	5/0	2	0	2
Muller, Sarah (6-1, F, #44, Fremont, Neb./Bergan)	1989-90	52/22	326	269	70
Murray, Grainne (5-9, G, #34, Burlingame, Calif.)	1979	36/18	202	158	125
Murren, Sadie (5-8, G, #21, Colon, Neb./Wahoo)	2013	43/0	92	41	12
Neals, Nicole (5-6, G, #11, Chandler, Ariz./St. Mary's)	2007-08-09-10	122/0	327	100	140
Nelson, Sonjia (6-0, F, #30, Kansas City, Mo./Central)	1982-83	44/0	79	57	9
Offringa, Sara (5-10, G, #25, St. Joseph, Mo./Central)	1990-91-92-93	108/43	692	252	184
Otis, Mathaline (5-10, F, #40, Richmond, Calif.)	1979	36/28	291	277	119
Owen, Cathy (5-6, G, #14, Ventura, Calif./Buena)	1982-83-84-85	115/98	1,048	433	302
Page, Danielle (6-2, F, #52, Monument, Colo./Lewis-Palmer)	2005-06-07-08	129/33	946	636	88
Parriott, Terri (5-11, F/C, #25, Ventura, Calif./Buena)	1982-83-84-85	115/61	785	423	141



Tay Hester, Moreno Valley, Calif. (2008-09)



Jami Kubik, Cambridge, Neb. (1995-98)



Danielle Page, Monument, Colo. (2005-08)

ALL-TIME ROSTER & STATISTICS

Player (Ht., Pos., Uniform #, Hometown/High School)	Letters	GP/GS	Pts	Reb	Ast
Periago, Jessica (6-4, C, #35/#13, Toulon, France/National Sport School)	2008-09-10-11	94/9	172	184	41
Peterson, Melody (5-9, G, #4, Pasadena, Calif./Mater Dei)	2000	23/21	180	99	88
Pieper, Ronda (5-6, G, #35, Lincoln, Neb./Northeast)	1983	35/0	40	33	10
Pilakowski, Laura (6-2, F, #23, Columbus, Neb./Columbus)	2003	18/3	93	97	14
Porter, Ruby (5-10, G, #11, Adelaide, Australia/Sturt Sabres)	2021-22	49/13	157	71	60
Powell, Debra (5-9, F/G, #32, East St. Louis, Ill./Lincoln)	1982-83-84-85	111/100	1,843	750	199
Pritchard, Marta (5-6, G, #20, Falls City, Neb.)	1976-77	50/12	196	107	36
Ramacieri, Esther (5-8, G, #11, Repentigny, Quebec, Canada/Dawson)	2014-15-16-17	75/16	77	79	62
Randolph, Stacy (5-4, G, #31, Webb City, Mo./Webb City)	1993	21/0	11	9	7
Ransom, Tami (5-6, G, #31, Webb, Iowa/South Clay)	1990	20/0	12	8	1
Rapp, Sue (5-6, G, #24, Lincoln, Neb.)	1976	18/0	53	16	5
Redmon, Catheryn (6-3, C, #44, Grand Prairie, Texas/Mansfield Timberview)	2008-09-10-11	112/55	656	580	32
Reeves, Layne (5-11, G, #12, Lubbock, Texas/Trinity Christian)	2009-10-11	25/0	33	18	9
Reitsma, Lisa (6-4, C, #55, Sanborn, Iowa/Western Christian)	1999	33/4	107	118	12
Rhodes, Rhonda (5-5, G, #51, Lincoln, Neb.)	1976	13/0	12	5	5
Richards, Margaret (5-9, G, #22, Louisville, Ky./Central)	2001-02-03-04	117/69	915	518	216
Roberts, Shahidrah (5-9, G, #24, Overland Park, Kan./Blue Valley North)	2000-01-02-03	90/29	501	268	107
Robinette, Katie (6-2, F, #21, South Sioux City, Neb./S. Sioux City)	2002	29/29	281	174	44
Rogers, Charlie (6-2, C, #33, South Sioux City, Neb./S. Sioux City)	1997-98-99-2000	120/90	1,001	659	59
Rohde, Lisa (5-8, F, #55, Lincoln, Neb.)	1976	11/0	9	5	4
Romeo, Natalie (5-7, G, #5, Martinez, Calif./Carondelet)	2015-16	55/54	710	150	127
Rose, Gretchen (5-10, F/C, #50, Hastings, Neb./Hastings)	1994	15/0	8	12	3
Roubal, Sue (5-8, G, #40, North Bend, Neb./North Bend)	1977-78	59/8	208	107	10
Ruetz, Margie (5-11, F, #35, Racine, Wis./St. Catherine)	1982	18/0	25	15	4
Runtz, Jessie (5-7, G, #11, Elkhorn, Neb./Millard North)	2003	15/1	22	11	3
Russell, Carol (5-11, G, #41, Manhattan, Kan./Manhattan)	1989-90-91-92	105/25	377	234	200
Rutherford, Teri (5-8, G, #32, Ralston, Neb./Ralston)	1976	Did Not Play			
Samardziska, Bojana (6-4, C, #11, Belgrade, Serbia/Zef Ljus Marku)	2005	24/1	75	42	5
Sample, Hailey (6-1, F, #3, Flower Mound, Texas/Marcus)	2012-13-14-15	132/131	739	717	227
Sanford, Melissa (5-10, F/G, #12, Lincoln, Neb./East)	1988	15/0	16	13	10
Saveri, Carla (5-5, G, #11, Nazareth, Pa./Nazareth Area)	1980-81	65/0	186	95	161
Scholtz, Ronda (5-6, G, #33, LaVista, Neb./Papillion-LaVista)	1976	Did Not Play			
Schwartz, Brooke (5-9, G, #21, Gering, Neb./Gering)	1997-98-99-00	124/74	1,243	513	295
Scoggin, Ashley (5-7, G, #0, Dallas, Ore./Westview/Salt Lake City CC)	2021	51/51	431	96	98
Scott, Shelley (5-8, G, #22, Seward, Neb./Seward)	1978	29/2	125	78	20
Searcy, Regina (5-9, G/F, #11, East St. Louis, Ill./Lincoln)	1982	21/0	30	20	3
Shackelford, Jacquie (5-8, G, #24, Inglewood, Calif./Culver City)	1983-84	33/0	180	70	47
Shanahan, Molly (6-1, F, #24, Ventura, Calif./Buena)	1980-81	50/0	164	178	29
Shelley, Jaz (5-9, G, #1, Moe, Australia/Berwick College/Oregon)	2022-23	65/65	896	361	366
Shepard, Jessica (6-4, F, #32, Fremont, Neb./Fremont)	2016-17	60/58	1,112	550	113
Sidhu, Harleen (6-1, F, #21, Surrey, British Columbia, Canada/Fleetwood)	2009-10-11-12	69/3	89	88	12
Simon, Katie (6-2, F, #14, Roseville, Calif./Roseville)	2012-13	56/0	127	69	9
Simon, Maddie (6-2, F/G, #24, Lincoln, Neb. (Pius X))	2016-17-18-19	108/48	709	336	133
Sledge, Kala (5-6, G, #10, Omaha, Neb./Westside)	2003	12/0	6	5	2
Smith, Chandler (6-0, G, #30, Brewster, Wash./Brewster)	2015	18/1	32	35	15
Smith, Heather (6-1, F, #23, Hurllock, Md./North Dorchester)	1987-88	42/10	166	144	5
Smith, Janet (6-2, C, #42, Omaha, Neb./Burke)	1979-80-81-82	136/122	1,284	1,280	167
Soulliere, Lisa (6-1, C/F, #12, Littleton, Colo./Columbine)	1986	21/1	31	22	5
Spiric, Jelena (6-0, F, #4, Belgrade, Serbia/The V Belgrade)	2005-07	64/55	458	270	128
Stallworth, Bria (5-6, G, #15, Chicago, Ill./Homewood-Flossmoor/UMass)	2018	29/0	100	42	48
Stephens, Amy (5-6, G, #35, Alliance, Neb./Alliance)	1986-87-88-89	114/113	1,976	414	444
Stevens, Kim (5-5, G, #31, Omaha, Neb./Memorial, Joplin, Mo.)	1986-87	47/1	5	34	34
Stewart, Annika (6-3, F, #31, Minneapolis, Minn./Wayzata)	2021-22-23	86/4	478	229	36
Sutton, Paige (6-2, F, #30, San Diego, Calif./Bishop Gorman, Nev.)	2000-01-02	85/15	299	206	38
Taylor, Rissa (6-1, F, #22, Peoria, Ill./Manual)	1990-91-92-93	110/57	699	412	100
Taylor, Shawn (6-1, F, #23, Denver, Colo./East)	1989-91	50/13	121	118	23
Theriot, Rachel (6-0, G, #33, Middleburg Heights, Ohio/Midpark)	2013-14-15-16	113/105	1,288	390	626
Thomas, Cynthia	1979	Did Not Play			
Thompson, Emily (6-3, C, #25, Springfield, Mo./Glendale)	1994-96-97-98	118/33	543	426	62
Tietjen, Laura (5-8, G, #12, Byron, Neb./Byron)	1977-78-79-80	117/31	493	217	138
Turner, Yvonne (5-8, G, #22, Omaha, Neb./Bellevue East)	2007-08-09-10	126/95	1,101	377	206
Unwin, LaDonna (5-8, G, #12, Orange Park, Fla./Orange Park)	1980-81	66/25	343	163	190
Upthegrove, Tanya (5-7, G, #10, Cincinnati, Ohio/Princeton)	1993-94-95	44/14	143	63	27
Veerbeek, Ashtyn (6-2, F, #13, Sioux Center, Iowa/Western Christian)	2019-20	59/29	421	290	46
Washington, Darren (6-2, F, #50, Oakland, Calif./Skyline)	2016-17-18	63/1	111	154	14
Weidner, Allison (5-10, G, #3, Humphrey, Neb./St. Francis)	2022-23	46/22	371	201	104
Went, Amanda (5-9, G, #20, Columbus, Neb./Columbus)	1998-99-2000-01	118/17	607	200	180
White, Sarah (6-0, F, #14, Topeka, Kan./Washburn Rural)	2005-06	53/0	114	54	11
Whitfield, Monique (6-1, F, #44, Long Beach, Calif./Gahr)	1999-2001	58/24	334	171	28
Whitish, Hannah (5-9, G, #3, Barneveld, Wis./Barneveld)	2017-18-19-20	121/108	1,228	387	470
Whittaker, Monique (5-10, G, #15, Onalaska, Texas/Livingston)	2008-09	19/0	44	17	2
Wickham, Susan (6-0, F, #33, Lincoln, Neb./East)	1981	28/0	153	79	12
Williams, Meghin (6-1, #10, Rancho Cucamonga, Calif./Summit)	2010-11-12-13	98/0	189	205	33
Williams, Monet (5-7, G, #31, Brooklyn, N.Y./Samuel J. Tilden)	1998-99	65/14	233	147	63
Williamson, Darcy (5-9, G/F, #34, Arapahoe, Neb./Arapahoe)	1976-78	62/51	740	326	136
Wilson, Phazaria (5-11, F, #53, Omaha, Neb./Central)	1988	16/0	19	10	1
Witherspoon, Sauna (5-9, G, #45, Kansas City, Kan./Washington)	1992	25/0	54	50	5
Wood, Emily (5-5, G, #12, Salina, Kan./Central)	2015-16-17-18	91/3	212	96	57
Woodberry, Rebecca (5-10, G, #33, Phoenix, Ariz./Tolleson Union)	2012	31/0	139	101	10
Woodberry, Stilin (5-9, G, #20, Mullins, S.C./Mullins)	1983	11/0	28	20	3
Yancey, Kim (5-6, G, #20, Holden, Mo./Holden)	1989-90-91-92	113/43	532	142	221
Yedsena, Meggan (5-8, G, #24, Mahanoy, Pa./City)	1991-92-93-94	120/120	1,116	388	696
Zink, Jan (5-10, F, #13, Sterling, Neb./Sterling)	1976	20/0	58	83	6



Margaret Richards, Louisville, Ky. (2001-04)



Catheryn Redmon, Grand Prairie, Texas (2008-11)



Maddie Simon, Lincoln, Neb. (2016-19)



JOIN US NOW

Unlock the best of adidas.
Scan the QR code to join adiClub for free

adiclub



I love connecting with people







WATCH LIST

ANN MEYERS DRYSDALE

AWARD