

NEBRASKA

**NEBRASKA
CORNHUSKERS**
(5-4, 3-3 BIG TEN)



**MARYLAND
TERRAPINS**
(5-4, 2-4 BIG TEN)

SATURDAY, NOV. 11 • 11 A.M. CT • LINCOLN, NEB. • MEMORIAL STADIUM • FIELDTURF

Nebraska returns to Memorial Stadium for the first of two November home games, taking on Maryland on Saturday. Kickoff between the Huskers and Terrapins is set for shortly after 11 a.m. CT. The game will be broadcast on Peacock, NBC's streaming service. The game can be heard on the Huskers Radio Network, the official Huskers App and Huskers.com. Saturday's game will also be Nebraska's Military Appreciation and Veterans Day Salute game.

Nebraska enters the game with a 5-4 record and a 3-3 Big Ten Conference mark. The Huskers are coming off a 20-17 setback at Michigan State last Saturday. The Huskers were tied 10-10 at halftime, but 10 Michigan State points in an eight-minute span in the middle of the second half spelled the difference. The loss kept Nebraska in search of a sixth victory to gain bowl eligibility in the 2023 season.

Nebraska plays two of its three remaining games at home. The Huskers are 4-1 at Memorial Stadium this season and are looking for a fifth home victory for the first time since winning all seven home games in the 2016 campaign.

Maryland comes to Lincoln with a 5-4 record, including a 2-4 mark in Big Ten Conference play. The Terps opened the year with five straight victories, but have dropped their past four games, including a pair of losses to opponents ranked in the top 10.

Coach Mike Locksley's team is headlined by one of the Big Ten's most explosive offenses, as Maryland ranks third in the conference in total offense at nearly 400 yards per game. Maryland ranks second in the Big Ten in passing offense at 280.8 yards per game. Defensively, the Terps are stout against the run, allowing just 114.7 yards per game on the ground.

THIS WEEK'S NUMBERS

3

Saturday will mark just the third all-time matchup between Nebraska and Maryland and only the second in Lincoln. The previous matchup at Memorial Stadium was a 28-7 Nebraska win in 2016.

8

Eight of Nebraska's nine opponents have been held to less than 100 rushing yards. Nebraska last held eight foes under 100 rushing yards in 2009, and has not held nine opponents to less than 100 yards on the ground in this century.

46

Nebraska has had 46 different players start at least one game on offense or defense this season. That includes 26 players on offense and 20 on defense. Tommi Hill has started games on both sides of the ball.

2023 NEBRASKA FOOTBALL SCHEDULE

Aug. 31	@ Minnesota*	FOX	L, 13-10	Defense limits Gophers to 3.6 yards per play
Sept. 9	@ #22 Colorado	FOX	L, 36-14	Four turnovers costly in road loss in Boulder
Sept. 16	Northern Illinois	FS1	W, 35-11	Defense limits NIU to 149 total yards
Sept. 23	Louisiana Tech	BTN	W, 28-14	Haarberg, Grant each top 100 rushing yards
Sept. 30	#2 Michigan*	FOX	L, 45-7	#2 Wolverines win fourth straight in series
Oct. 6	@ Illinois*	FS1	W, 20-7	Husker defense limits Illinois to 21 rushing yards
Oct. 21	Northwestern*	BTN	W, 17-9	Husker defense records 8 sacks and 13 TFL
Oct. 28	Purdue*	FS1	W, 31-14	Two quick second quarter TDs spur win
Nov. 4	@ Michigan St.*	FS1	L, 20-17	NU rally falls short; -3 in turnover margin
Nov. 11	Maryland*	Peacock 11 a.m.		3rd all-time meeting between the schools
Nov. 18	@ Wisconsin*	NBC	6:30 p.m.	"Freedom Trophy" game since 2014
Nov. 24	Iowa*	11 a.m. CBS		Huskers' 34th straight "Black Friday" game

All times Central; Home games in **bold**; *Big Ten Conference game

NEBRASKA

- **2023 Record:** 5-4, 3-3 Big Ten
- **Last Game:** at Michigan State, L, 20-17
- **Streak:** Lost 1
- **AP Rank:** Not Ranked
- **Coaches Rank:** Not Ranked
- **Head Coach:** Matt Rhule
- **Nebraska Record:** 5-4 (1st year)
- **Collegiate Record:** 52-47 (8th year)
- **Record vs. Maryland:** 0-0

MARYLAND

- **2023 Record:** 5-4, 2-4 in Big Ten
- **Last Game:** vs. Penn State, L, 51-15
- **Streak:** Lost 4
- **AP Rank:** Not Ranked
- **Coaches Rank:** Not Ranked
- **Head Coach:** Mike Locksley
- **Maryland Record:** 26-32 (5th year)
- **Career Record:** 28-58 (8th year)
- **Record vs. Nebraska:** 0-1

SERIES HISTORY

- **All-Time Series:** Nebraska leads, 2-0
- **At Lincoln:** Nebraska leads, 1-0
- **Last Game:** Nebraska 54-7 (2019)
- **Win Streak:** Nebraska, 2 games

TV INFORMATION



Play-by-Play: Paul Burmeister
Analyst: Kyle Rudolph
Sidelines: Lewis Johnson

Visit [Huskers.com/watch](https://www.huskers.com/watch) for information

HUSKERS RADIO NETWORK



Play-by-Play: Greg Sharpe
Analyst: Damon Benning
Sidelines: Jessica Coody
Pre/Post-Game Shows: Matt Coatney, Josh Banderas & Ben McLaughlin

SPANISH BROADCAST

Announcers: Kike Morales, Oscar Monterroso & Hannah Bassham
Huskers.com & Huskers App

NEBRASKA COMMUNICATIONS

CREDENTIAL REQUESTS

To request a credential for home games visit:
<http://www.huskers.com/media>

FOOTBALL CONTACTS

Associate A.D./Comm......**Keith Mann**
 Phone 402-472-0237
 E-Mail kmann@huskers.com
Sr. Assoc. Comm. Dir......**Shamus McKnight**
 Phone 402-472-7772
 E-Mail smcknight@huskers.com
Associate Director.....**Matt Smith**
 Phone 402-472-7780
 E-Mail msmith@huskers.com
Admin. Assoc. (Credentials) ... Vicki Capazo
 Phone 402-472-2263
 E-Mail vcapazo@huskers.com

MAILING ADDRESS

One Memorial Stadium
 P.O. Box 880123
 Lincoln, NE 68588-0123
 (402) 472-2263
 sportsinfo@huskers.com

Shipping Address: 600 Stadium Drive

NORMAL WEEK AVAILABILITY

MONDAY

Coach Rhule will be available at a Noon press conference. Live video will be available for free through Nebraska's official social media accounts and on Huskers.com. A complete video and transcript will be made available to media in the afternoon. West Stadium, Level 6.

TUESDAY

Offensive Coordinator Marcus Satterfield, Defensive Coordinator Tony White and selected players will be available after morning practice (approximately 11:45 a.m.-1 p.m.) in the Hawks Press room. Rhule or a Husker assistant coach will appear on the Nebraska Football Radio Hour at 6 p.m.

WEDNESDAY

No Media Availability

THURSDAY

Coach Rhule available after morning practice (approx. 11:40 a.m.). Hawks Media Room.

FRIDAY

No media availability.

SATURDAY

Coach Rhule and requested players will be available post-game in the Hawks Center interview room for home games and in a designated area for road games.

GENERAL MEDIA POLICIES

All player and coach interviews must be arranged at least one day in advance through the Nebraska Communications Office. To request an interview, contact Keith Mann, Shamus McKnight or Matt Smith. All post-practice interviews will be conducted in the Hawks Center interview room or West Stadium Level 6. Interviews will not be conducted in the weight room, Student Life Complex, training room, hallways or the tunnel leading from the locker room to the field. The Nebraska locker room, training room and football office meeting rooms are **OFF LIMITS** to the media.

Student-athlete cell phone numbers will **NOT** be given to the media, and media should not contact or message student-athletes directly through social media platforms. **PRACTICES ARE CLOSED** to the media and to the general public during the season.

After all games, Nebraska's **LOCKER ROOM IS CLOSED**. Head Coach Matt Rhule and requested players will be brought to the postgame interview room after a brief cooling off period. The post-game interview session will be held in the new media room in the Hawks Championship Center. Media may access the room to set up for post-game beginning 30 minutes prior to kickoff. On the road, Coach Rhule and requested players will be brought to the designated interview area. **NO INTERVIEWS** will be conducted on the field as the players are returning to the locker room.

MEDIA MAY NOT PROVIDE LIVE COVERAGE OF ANY PRESS CONFERENCE ON ANY DIGITAL PLATFORM OR WEBSITE.

PHONE INTERVIEWS

Media wishing to try to arrange a phone interview with Coach Rhule may contact Keith Mann for availability. Please contact the Communications Office as far in advance as possible. Out-of-town media requesting phone interviews with players should contact Keith Mann or Shamus McKnight with those requests, preferably on Sundays, but no later than 10 a.m. (Central) on Monday of game week. Other than rare exceptions, these interviews will take place on Tuesday or Wednesday.

NEBRASKA FOOTBALL PHOTO REQUESTS

Contact the Nebraska Communications office to request historical photos, facility photos, action photos and head shots.

HUSKERS.COM & COLLEGEPRESSBOX.COM

Huskers.com is the official site of Nebraska Athletics and includes updated stats, game notes, depth charts and extensive quotes and audio and video from Nebraska's Monday press conference. A PDF version of the 2023 Nebraska Media Guide is available on Huskers.com.

Collegepressbox.com is the official media website for Division I football. Access and download game notes, quotes, statistics, media guides, headshots, logos and more for all FBS schools, conferences, postseason games, awards and the College Football Playoff. For access, please register for an account at collegepressbox.com/register.

GAME CREDENTIALS

Media may request credentials for home games at Huskers.com/media. Follow the steps on the website to complete the application. You will receive an e-mail confirming your application and an approval/denial e-mail. Contact Vicki Capazo at (402) 472-2263 with questions. Photo ID will be required to access the stadium on game day and the name on your photo ID and credential must match. Single-game credentials will not be mailed and must be picked up on game day at media will call. Single-game parking passes will be mailed to media.

HUSKERS RADIO NETWORK

The Huskers Radio Network brings Nebraska football to fans across the nation and the world. A list of affiliates can be found at Huskers.com/listen, and all radio broadcasts are available live on Huskers.com and the Official Husker App. Additionally, a Spanish-language broadcast will be available live on Huskers.com for every game of the 2023 season.

MONDAY, NOV. 6	TUESDAY, NOV. 7	WEDNESDAY, NOV. 8	THURSDAY, NOV. 9	FRIDAY, NOV. 10	SATURDAY, NOV. 11
OFF DAY Noon • Head Coach Matt Rhule Press Conference, Level 6 West Stadium	PRACTICE Morning Practice 11:30 a.m.-12:45 p.m. • Coordinators, Selected players available, Hawks Center	PRACTICE Evening Practice NO MEDIA ACCESS	PRACTICE Morning Practice Approx. 11:40 a.m. • Coach Rhule available to media, Hawks Center	PRACTICE Morning Practice NO MEDIA ACCESS	GAME DAY Nebraska vs. Maryland 11 a.m. (CT), Peacock
	NEBRASKA FOOTBALL RADIO SHOW • 6-7 p.m., Rob Dvoracek				POST-GAME Available after game: • Coach Rhule • Selected players

NEBRASKA VS. MARYLAND SERIES HISTORY

DATE	SITE	NEB RANK	UM RANK	RESULT	SCORE
11/19/2016	Lincoln	19	NR	Win	28-7
11/23/2019	College Park	NR	NR	Win	54-7

SERIES HISTORY: NEBRASKA VS. MARYLAND

Saturday's meeting will be just the third all-time between the schools and the first since 2019.

- Maryland will visit Nebraska for the second time, with 19th-ranked Nebraska defeating the Terrapins, 28-7, in 2016.
- Nebraska's 54-7 victory at Maryland in 2019 is the Huskers' second-largest margin of victory in a Big Ten Conference game and its largest on the road. The 54 points are the most by Nebraska in a Big Ten road game.

MEMORIAL STADIUM CELEBRATES 100 YEARS

One of the most iconic venues in all of college sports reached a milestone this fall as Nebraska's Memorial Stadium hit the 100-year mark. Nebraska is celebrating the anniversary of Memorial Stadium throughout the 2023 home season.

- Memorial Stadium was built at a cost of \$450,000 in 1923 and had an original capacity of 31,080.
- The first game in Memorial Stadium occurred on Oct. 13, 1923, with the official dedication of the stadium a week later when Nebraska hosted Kansas on Oct. 20, 1923. Memorial Stadium was dedicated to honor Nebraskans who served in the Civil War and the Spanish-American War, and Nebraskans who died in World War I. Later, the dedication was expanded to honor Nebraskans who died in World War II, the Korean War and the Vietnam War.
- Nebraska owns an all-time record of 431-148-13 at Memorial Stadium.
- The Huskers have posted 33 unbeaten seasons at Memorial Stadium, most recently in 2016.
- Every game at Memorial Stadium since 1962 has been sold out, a streak of 395 consecutive games. The 395-game streak spans nearly two-thirds of all games played at Memorial Stadium.
- Nebraska opened the 2023 home season at night against Northern Illinois. The first night game in Memorial Stadium was the 1986 season opener in a win over Florida State. Nebraska is 50-10 all-time in home night games following the win over NIU.

RHULE IN FIRST SEASON LEADING HUSKER PROGRAM

Matt Rhule is in his first season at Nebraska in 2023. Rhule is in his eighth season as a college head coach and 11th season overall after previously leading programs at Temple (2013-16) and Baylor (2017-19) along with a stint as head coach of the NFL's Carolina Panthers (2020-22).

- Rhule owns a career record of 52-47 as a college head coach. Including his time in the NFL, Rhule is 63-74 as a head coach.
- He has a proven record as a program builder. Rhule led both Temple and Baylor to the highest win totals in program history in his third season at each school.
- Rhule guided Temple to a pair of trips to the American Athletic Conference title game, the first two appearances in the league title game in school history. His 2016 Owl team won the school's first conference title in nearly 40 years.
- Rhule led Temple to back-to-back bowl appearances for the first time in school history in 2015 and 2016. He built the foundation for Temple to appear in five straight bowl games from 2015 to 2019.
- At Baylor, Rhule became the first head coach in Power Five history to take a team from 11 losses to 11 victories in two or fewer seasons.
- The 2019 Baylor team set a school record for wins with 11 and the Bears' 9-0 start was the best in school history.
- Rhule is one of just seven current FBS head coaches to have experience as an NFL head coach.

FORMER NFL HEAD COACHES IN THE FBS

- » Jim Harbaugh, Michigan
- » Chip Kelly, UCLA
- » Lane Kiffin, Ole Miss
- » Jim Mora Jr., UConn
- » **Matt Rhule, Nebraska**
- » Nick Saban, Alabama
- » Greg Schiano, Rutgers

BIG TEN STANDINGS

WEST DIVISION

Place	Team	Overall	Big Ten
1.	Iowa	7-2	4-2
2.	Minnesota	5-4	3-3
	Nebraska	5-4	3-3
	Wisconsin	5-4	3-3
5.	Northwestern	4-5	2-4
	Illinois	4-5	2-4
7.	Purdue	2-7	1-5

EAST DIVISION

Place	Team	Overall	Big Ten
1.	Michigan	9-0	6-0
	Ohio State	9-0	6-0
3.	Penn State	8-1	5-1
4.	Rutgers	6-3	3-3
5.	Maryland	5-4	2-4
6.	Michigan State	3-6	1-5
	Indiana	3-6	1-5

2023 HUSKER HONORS

BRYCE BENHART, OL

- Senior Bowl Watch List

BRIAN BUSCHINI, P

- Ray Guy Award Watch List
- Campbell Trophy Semifinalist

ANTHONY GRANT, RB

- Senior Bowl Watch List

QUINTON NEWSOME, DB

- Senior Bowl Watch List
- Big Ten Special Teams Player of the Week (Purdue)

LUKE REIMER, LB

- Lombardi Award Watch List
- Senior Bowl Watch List

TY ROBINSON, DL

- Senior Bowl Watch List

BEN SCOTT, OL

- Rimington Trophy Watch List
- Senior Bowl Watch List

JEFF SIMS, QB

- Davey O'Brien Award Watch List

2023 HUSKER GAME CAPTAINS

MINNESOTA

- RB Gabe Ervin, OT Bryce Benhart, S Omar Brown, DE Blaise Gunnerson

COLORADO

- QB Jeff Sims, OG Ethan Piper, LB Luke Reimer, S Isaac Gifford

NORTHERN ILLINOIS

- C Ben Scott, RB Rahmir Johnson, DL Ty Robinson, LB Nick Henrich

LOUISIANA TECH

- RB Anthony Grant, OG Noure Nouili, CB Quinton Newsome, S DeShon Singleton

MICHIGAN

- OG Ethan Piper, LB M.J. Sherman, S Phalen Sanford, DT Nash Hutmacher

ILLINOIS

- WR Marcus Washington, TE Thomas Fidone, CB Tommi Hill, DE Jimari Butler

NORTHWESTERN

- LB Luke Reimer, LB Grant Tagge, OT Turner Corcoran, S Malcolm Hartzog

PURDUE

- LB Nick Henrich, LB John Bullock, WR Alex Bullock, FB Janiran Bonner

MICHIGAN STATE

- QB Heinrich Haarberg, OT Bryce Benhart, S Marques Buford Jr.; S Isaac Gifford

LAST GAME

MICHIGAN STATE 20, NEBRASKA 17

TEAM STATS	NEB	MSU
First Downs	19	11
Rushes-Yards	41-154	31-63
Passes	12-28-2	15-24-0
Passing Yards	129	232
Total Offense	283	295
3rd Downs	5-of-15	3-of-14
Turnovers	3	0
Penalties	0-0	7-70
Time of Possession	31:31	28:29

NU RUSHING LEADERS

Emmett Johnson—13 carries, 57 yards, TD
 Heinrich Haarberg—14 carries, 37 yards, TD
 Anthony Grant—9 carries, 35 yards

NU PASSING LEADER

Heinrich Haarberg—12-28-2, 129 yards

NU RECEIVING LEADERS

Thomas Fidone II—3 receptions, 43 yards
 Alex Bullock—3 receptions, 37 yards
 Malachi Coleman—2 receptions, 39 yards

NU DEFENSIVE LEADERS

Luke Reimer—2 UT, 5 AT, 7 TT, sack, TFL
 Jimari Butler—5 tackles
 Isaac Gifford—5 tackles, TFL
 Cam Lenhardt—5 tackles, sack, 1.5 TFL

NU SPECIAL TEAMS LEADERS

Tristan Alvano—2-2 PAT, 24-yard FG

NOTING LAST WEEK'S GAME

- Nebraska held MSU to 63 rushing yards in the game, marking the eighth time in nine games the Huskers held their opponent under 100 rushing yards.
- Nebraska did not allow a rushing touchdown to Michigan State, the fourth straight game without an opponent rushing TD, Nebraska's first four-game stretch without allowing a rushing score since the first four games of the 2012 season.
- Nebraska was not charged with a penalty, marking the first time the Huskers were not penalized since Sept. 3, 2005, against Maine.
- **Thomas Fidone's** 27-yard reception in the first quarter was the second-longest reception of his Nebraska career. He had three catches for a career-high 43 yards, surpassing 42-yard efforts against Northern Illinois and at Illinois.
- **Mikai Gbayor** shared a first-quarter sack, marking the first sack of his Nebraska career.
- **Heinrich Haarberg** had his fifth rushing TD of the season in the second quarter. It marks the sixth straight year and ninth time in the past 10 years NU has had a quarterback rush for at least five touchdowns.
- Michigan State kicked a field goal in the first quarter, marking the first opponent in four road games this season to score in the first quarter. Overall, MSU was just the third opponent to score in the first quarter this season.
- Michigan State converted a second-quarter red-zone trip into a touchdown. That TD ended a streak of seven consecutive opponent red-zone trips without a touchdown.

NINE NEW FACES AMONG 10 FULL-TIME ASSISTANTS

Nine of Nebraska's 10 full-time assistant coaches are in their first season on the Husker sideline in 2023, with offensive line coach **Donovan Raiola**, in his second season at Nebraska. Including Head Coach Matt Rhule, nine of 11 full-time coaches have experience at both the college and NFL levels.

- Offensive coordinator **Marcus Satterfield** also guides the Husker quarterbacks. Satterfield is in his 12th season as an offensive coordinator, including the 2021-22 at South Carolina. He also owns two seasons of experience as a head coach, leading Tennessee Tech in 2016 and 2017.
- Running backs coach **E.J. Barthel** has three seasons of prior experience on Rhule's staffs at Temple and Carolina. Most recently, he guided the UConn running backs in 2022, helping the Huskies rank as one of the most improved teams in the country.
- **Josh Martin** was promoted to tight ends coach in July of 2023. He boasts previous experience as a tight ends coach at SMU (2018-21) and Arizona State (2015). Martin helped a pair of tight ends become NFL Draft picks in his four seasons at SMU.
- **Garret McGuire** coaches the Husker receivers. McGuire played for Rhule at Baylor and served on his Panthers' staff. Garret is the son of Texas Tech head coach Joey McGuire.
- The defensive staff is led by coordinator **Tony White**. He has 15 seasons as a full-time assistant at the FBS level, including the previous three seasons as the defensive coordinator at Syracuse. White led the Orange to back-to-back top-25 total defense rankings in 2021 and 2022, one of only 12 programs nationally to achieve that statistical milestone.
- **Evan Cooper** has served on Rhule's staff at each of his four head coaching stops. Cooper served as a defensive backs coach with the Panthers and at Baylor and also brings an extensive player personnel and evaluation background to the staff.
- **Rob Dvoracek** leads the linebackers. He played for Rhule at Temple before coaching with the Owls. Dvoracek also went on to be a part of Rhule's staffs at both Baylor and in the NFL.
- Defensive line coach **Terrance Knighton** spent the past two seasons working on Rhule's staff with the Panthers. Knighton owns the most accomplished playing career among Nebraska's coaches, starting 96 games during his seven-year career as an NFL defensive lineman.
- **Ed Foley** serves as the Huskers' special teams coordinator. He is the most experienced member of the coaching staff, heading into his 35th year of coaching this fall. Foley has been with Rhule at each of his three previous stops, and Foley also has head coaching experience, leading Fordham for two seasons and twice serving as Temple's interim head coach.

BLACKSHIRTS FLEXING MUSCLES IN 2023

Nebraska's defense has been excellent in 2023, ranking among the Big Ten's best teams in defending the run and pressuring the passer. Nebraska also boasts one of the nation's most improved defenses under first-year Head Coach Matt Rhule and defensive coordinator Tony White.

- The Husker defense ranks fifth in the Big Ten and 16th nationally in total defense, allowing 298.3 yards per game. The total defense average is a 116.1-yard improvement when compared to 2022, when Nebraska allowed 414.4 yards per game.
- Nebraska ranks 11th nationally in allowing only 4.58 yards per play. NU allows 2.57 yards per opponent rushing attempt, which ranks fourth in the country.
- Northern Illinois managed just 149 total yards in the Huskers' 35-11 victory on Sept. 16. The Huskies had just 87 total yards before the final drive of the game. The 149 total yards were the fewest by a Nebraska opponent since Kansas had 87 yards on Nov. 13, 2010. The last time Nebraska had limited a Big Ten opponent to fewer than 200 yards was at Illinois in 2017.
- Nebraska held a second opponent to less than 200 yards, limiting Purdue to 195 total yards. It marked the first conference opponent Nebraska held to fewer than 200 yards since allowing 199 at Illinois in 2017.
- Purdue rushed for 96 yards and passed for 99 in the 31-14 Nebraska victory on Oct. 28. It marked the first time since a 2012 win over Minnesota that Nebraska held an opponent to less than 100 yards both rushing and passing.
- The Huskers held back-to-back conference opponents to single-digit scoring including Illinois (7) and Northwestern (9). That marked the first time Nebraska held consecutive conference opponents to single digits, since holding Kansas (3) and Texas A&M (9) in November of 2010. The Huskers held three straight opponents (Illinois, Northwestern, Purdue) to less than 15 points for the first time since 2009.
- Overall, Nebraska has limited six of nine opponents to 14 or fewer points. That marks the most opponents held to 14 or fewer points since also holding six foes to 14 or fewer in 2011 (13 games). The last time the Blackshirts have held more than six opponents to 14 or fewer points was in 2009, when Nebraska held 10 of 14 opponents to 14 or less.
- Husker opponents have converted just 48 percent of red-zone drives into touchdowns this season. That mark ranks 20th nationally. Nebraska prevented touchdowns on seven straight opponent red zone trips from the Illinois game through the first quarter of the Michigan State game before the Spartans converted a second-quarter trip into a touchdown.

NATION'S MOST IMPROVED RUSHING DEFENSES

RK	TEAM	2023 YPG	2022 YPG	DIFFERENCE
1.	Nebraska	77.2	189.1	-111.9
2.	Texas A&M	100.0	208.8	-108.8
3.	Arizona	101.9	209.1	-107.2
4.	Stanford	127.2	224.4	-97.2
5.	SMU	115.3	203.6	-88.3

STUFFING THE RUN

The Blackshirt defense has been dominant against the run. Nebraska owns the nation's most improved run defense compared to 2022, allowing 111.9 fewer yards per game on the ground.

- Nebraska ranks second in the Big Ten and third nationally in rushing defense, allowing 77.2 rushing yards per game.
- Nebraska has allowed just 16 rushing plays of 10 or more yards, the fewest in the nation.
- Nebraska has held eight opponents to fewer than 100 rushing yards, including five to less than 60 yards—Minnesota (55 yards), Colorado (58), Northern Illinois (26), Louisiana Tech (46), and Illinois (21). Only second-ranked Michigan has surpassed the century mark on the ground.
- Nebraska has held eight opponents to fewer than 100 yards rushing in a season for the first time since holding eight foes to under 100 rushing yards in 2009. The last time Nebraska held nine opponents to under 100 rushing yards was in 1999.
- The four-game streak to start the season was the longest stretch of holding opponents to 100 yards or less rushing since limiting five straight opponents to less than 100 rushing yards in the last two games of the 2003 season and the first three games in 2004.
- Nebraska's four-game streak of holding its opponent to less than 60 yards on the ground was its longest since achieving that milestone in the first four games of the 1999 season.
- Nebraska has 28 sacks, including season-high totals of eight at Colorado and against Northwestern. The 3.11 sacks per game ranks second in the Big Ten and 13th nationally. Nebraska's season sack total is already its best since 2019, and the Huskers are on track for their first 30-sack season since 2013.
- The eight sacks against Colorado and Northwestern were the most by a Nebraska team since the Huskers recorded 9.0 sacks against Texas in the 2009 Big 12 Championship Game.
- Nebraska had 13 tackles for loss against Northwestern, its most since also posting 13 at Illinois in 2019. The last time Nebraska had more than 13 TFL was 16 at Michigan in 2013.

DEFENSE KEEPING OPPONENTS OFF SCOREBOARD EARLY IN GAMES

Nebraska's defense has been strong throughout the season, and has been at its best at the outset of games, making it very difficult for opponents to score in the first quarter.

- Nebraska has shut out the opponent in the first quarter in five games this season, holding Minnesota, Colorado, Louisiana Tech, Illinois and Purdue without a first-quarter point. Dating back to last season, Nebraska has shut out eight of its past 13 opponents in the first quarter. Nebraska has allowed a total of 20 first-quarter points this season.
- Michigan State was the first opponent to score a first-quarter point in Nebraska's four road games this season.
- In its last six games against Big Ten West foes dating back to last year, NU has allowed a total of 16 first-half points. The Huskers shut out Minnesota, Wisconsin and Iowa in the first half in their final three divisional games in 2022. This year, NU allowed three points before half at Minnesota, seven at Illinois and six vs. Northwestern, before pitching a first-half shutout against Purdue on Oct. 28. In those same seven Big Ten West games, Nebraska has allowed just three first-quarter points (FG by Northwestern).

RED OCTOBER

Nebraska was a perfect 3-0 in October with wins over Illinois (20-7), Northwestern (17-9) and Purdue (31-14). It marked Nebraska's first unbeaten month of October since 2001.

- Nebraska's three-game win streak was its first at any point in a season since an eight-game winning streak including a bowl game in 2015 and the first seven games of the 2016 season.
- Nebraska's defense allowed just two touchdowns in October. The Blackshirts did not allow a touchdown for a stretch of more than 142 game minutes from the second quarter of the Illinois victory to a fourth-quarter TD pass by Purdue.
- Nebraska held all three opponents to 14 or fewer points in October, the first time NU has held three straight opponents to less than 15 points since 2009. The Blackshirts allowed a total of 30 points in October, and the 10.0 ppg were the fourth-best scoring defense in the nation in the month.
- The Blackshirt defense allowed only five scoring drives (2 TDs) in 39 opponent possessions in October. Opponents began five drives in Nebraska territory following a Husker turnover and scored only nine points on those five drives (1 TD, 1 FG).

2023 OFFENSE GAME-BY-GAME

RUSHING

GAME	ATT.	YDS.	TD	LONG
MINN	37	181	0	27
CU	41	222	1	57
NIU	44	244	3	20
LT	48	312	3	72
MICH	21	106	1	74
ILL	49	158	2	25
NW	39	163	1	24
PUR	48	155	1	28
MSU	41	154	2	43
MD				
WISC				
IOWA				

PASSING

GAME	COM-ATT-INT	YDS	TD	LG	SACKS
MINN	11-19-3	114	1	35	3-24
CU	11-22-1	119	1	21	2-14
NIU	14-24-0	158	2	33	1-7
LT	8-18-0	107	1	29	3-24
MICH	14-25-1	199	0	56	4-24
ILL	12-24-1	154	0	39	1-4
NW	8-17-2	85	1	44	0-0
PUR	6-11-0	122	1	73	3-24
MSU	12-28-2	129	0	30	7-41
MD					
WISC					
IOWA					

2023 DEFENSE GAME-BY-GAME

RUSHING DEFENSE

GAME	ATT.	YDS.	TD	LONG
MINN	25	55	0	11
CU	33	58	2	34
NIU	22	26	0	7
LT	21	46	1	14
MICH	51	249	3	21
ILL	19	21	0	10
NW	39	81	0	39
PUR	29	96	0	16
MSU	31	63	0	9
MD				
WISC				
IOWA				

PASSING DEFENSE

GAME	COM-ATT-INT	YDS	TD	LG	SACKS
MINN	24-44-1	196	1	20	3-12
CU	32-44-0	396	3	41	8-65
NIU	17-36-1	123	1	18	3-27
LT	27-42-1	292	1	35	0-0
MICH	16-23-0	187	3	29	0-0
ILL	29-47-1	289	1	46	2-5
NW	12-23-1	176	0	66	8-51
PUR	17-33-2	99	1	29	1-11
MSU	15-24-0	232	2	46	3-20
MD					
WISC					
IOWA					

SACKS/TFL

GAME	SACKS	YARDS	TFL	YARDS
MINN	3	12	5	19
CU	8	65	11	71
NIU	3	27	5	30
LT	0	0	4	7
MICH	0	0	1	3
ILL	2	5	6	20
NW	8	51	13	62
PUR	1	11	8	35
MSU	3	20	7	29
MD				
WISC				
IOWA				

NEBRASKA UNDER RHULE

Overall.....	5-4
vs. AP Ranked Teams.....	0-2
vs. AP Top-10 Teams.....	0-1
vs. Unranked Teams.....	5-2
Home.....	4-1
Road.....	1-3
Neutral.....	0-0
In August.....	0-1
In September.....	2-2
In October.....	3-0
In November.....	0-1
In December.....	0-0
In January.....	0-0
Individual Has 100+ Rushing Yards.....	1-0
Individual Has 100+ Receiving Yards.....	0-0
When Rushing for 200 or More Yards.....	2-1
When Rushing for 300 or More Yards.....	1-0
When Passing for 200 or More Yards.....	0-0
When Passing for 300 or More Yards.....	0-0
When Scoring 30 or More Points.....	2-0
When Scoring 40 or More Points.....	0-0
When Allowing 10 or Fewer Points.....	2-0
When Allowing 20 or Fewer Points.....	5-2
When Committing Zero Turnovers.....	1-0
When Winning Turnover Margin.....	1-0
When Scoring First.....	4-0
When Leading at Halftime.....	4-0
When Trailing at Halftime.....	0-3
When Tied at Halftime.....	1-1
Games Decided by 11 Points or More.....	4-2
Games Decided by 10 Points or Less.....	1-2
Games Decided by 7 Points or Less.....	0-2
Games Decided by 3 Points or Less.....	0-2
Overtime Games.....	0-0

RHULE'S COLLEGE CAREER

Overall.....	52-47
vs. AP Ranked Teams.....	3-18
vs. AP Top-10 Teams.....	0-10
vs. Unranked Teams.....	49-29
Home.....	29-19
Road.....	21-24
Neutral.....	2-4
In August.....	2-2
In September.....	15-15
In October.....	18-12
In November.....	14-14
In December.....	3-3
In January.....	0-1
Individual Has 100+ Rushing Yards.....	21-2
Individual Has 100+ Receiving Yards.....	18-12
When Rushing for 200 or More Yards.....	23-6
When Rushing for 300 or More Yards.....	4-0
When Passing for 200 or More Yards.....	31-31
When Passing for 300 or More Yards.....	13-14
When Scoring 30 or More Points.....	29-5
When Scoring 40 or More Points.....	13-3
When Allowing 10 or Fewer Points.....	20-0
When Allowing 20 or Fewer Points.....	36-4
When Committing Zero Turnovers.....	23-7
When Winning Turnover Margin.....	29-5
When Scoring First.....	36-14
When Leading at Halftime.....	40-8
When Trailing at Halftime.....	9-35
When Tied at Halftime.....	3-4
Games Decided by 11 Points or More.....	37-23
Games Decided by 10 Points or Less.....	15-24
Games Decided by 7 Points or Less.....	9-20
Games Decided by 3 Points or Less.....	6-9
Overtime Games.....	2-1

POWER FIVE CONFERENCE TEAMS WITH 100+ RUSHING DIFFERENTIAL

TEAM	RUSH OFF.	RUSH DEF.	DIFFERENTIAL
UCLA	204.6	70.4	134.2
Tennessee	227.8	97.3	130.5
Penn State	173.2	60.3	112.9
Utah	192.7	81.2	111.5
Oregon	208.1	97.1	111.0
Nebraska	185.4	77.2	108.2

RUNNING ATTACK POWERS HUSKER OFFENSE

In addition to the success of shutting down the opponents' running game, the Nebraska offense has relied on a powerful running game in 2023. The Huskers are averaging 185.4 rushing yards per game to lead the Big Ten and rank 32nd nationally.

- Nebraska rushed for 312 yards in its victory over Louisiana Tech, marking its first 300-yard rushing game since running for 427 yards against Northwestern in 2021.
- The Huskers rushed for 200 yards in three straight games against Colorado, Northern Illinois and Louisiana Tech, marking NU's first time with 200-plus rushing yards in three straight games since 2018 (Northwestern, Minnesota, Bethune-Cookman).
- Nebraska topped 180 rushing yards in each of the first four games, its longest such streak since having five straight games with more than 180 rushing yards in the middle of the 2018 season.
- Quarterback **Heinrich Haarberg** (157 yards) and running back **Anthony Grant** (135 yards) each topped the century mark against Louisiana Tech. It marked the first time Nebraska had two players crack 100 rushing yards in the same game since QB Adrian Martinez and RB Dedrick Mills did so against Rutgers in 2020.
- Nebraska has eight rushing plays of 30 yards or more which is tied for 17th nationally. The Huskers had four 30-plus yard runs against Louisiana Tech.
- Nebraska ranks as one of just 12 teams in the nation to rank in the top 35 nationally in both rushing offense and rushing defense, including just Nebraska and Rutgers in the Big Ten.
- Nebraska averages 108.2 more rushing yards per game than it allows to the opposition. Nebraska is one of eight teams in the country and two in the Big Ten (Penn State) with a positive rushing differential of at least 100 yards per game.
- Nebraska's ability to control the football was evident against Purdue when the Huskers opened the scoring with a 15-play, 87-yard drive that consumed 8:52. That was Nebraska's longest drive of the season in terms of plays, yards and time, and it was the longest drive in time for Nebraska since a 9:24 scoring drive against Northwestern in 2017.

HAARBERG ENGINEERING NEBRASKA OFFENSE

Sophomore quarterback **Heinrich Haarberg** has started the past seven games, guiding Nebraska to a 5-2 record. The native of Kearney, Neb., led Nebraska wins over Northern Illinois and Louisiana Tech in his first two starts, and was the first Husker quarterback to win his first two starts since Tommy Armstrong did the same in 2013.

- Haarberg has averaged 202.3 yards of total offense in his five starts, passing for a total of 954 yards and rushing for 466 yards.
- Haarberg accounted for 256 yards of total offense in his first start—a 35-11 win over Northern Illinois, including 98 rushing yards and 158 passing yards. He also had three total touchdowns, two through the air and one rushing score.
- Haarberg rushed for 157 yards and threw for 107 yards in the win over Louisiana Tech. His 157 rushing yards were the most by a Husker quarterback since Adrian Martinez also rushed for 157 yards at Rutgers in the 2020 regular-season finale. It was the 18th time in school history a quarterback has topped 150 rushing yards.
- Haarberg had three runs of better than 30 yards against Louisiana Tech, including a 72-yard touchdown run and runs of 43 and 32 yards. He has a total of five runs of 25 yards or more.
- Haarberg accounted for three TDs against Northern Illinois, and is the first Husker quarterback to have three total touchdowns in his first career start at Nebraska since Adrian Martinez had three touchdowns in his first career start against Colorado in 2018.
- Haarberg is the first Nebraska native to start at quarterback for the Huskers since Noah Vedral started games against Indiana and Minnesota in 2019. Haarberg is just the fourth Nebraska native to start a game at quarterback since 2002 (Vedral, Ryker Fyfe, Ron Kellogg III). Omaha native Eric Crouch started 42 games at quarterback for Nebraska from 1998 to 2001.
- Haarberg was the first Nebraska native to start and win a game since Fyfe led Nebraska to a 28-7 win over Maryland in 2016, and first native Nebraskan to win multiple games at quarterback since Crouch.

ACTIVE FBS RECEPTION LEADERS

RK	PLAYER	TEAM	GAMES	CATCHES
1.	Jacob Cowing	Arizona	54	295
2.	Smoke Harris	Louisiana Tech	59	291
3.	Joshua Cephus	UTSA	60	286
4.	Zakhari Franklin	Ole Miss	49	266
5.	Jalon Calhoun	Duke	57	234
6.	Malachi Corley	Western Kentucky	45	233
7.	Sam Pinckney	Coastal Carolina	55	232
8.	LaJohntay Wester	Florida Atlantic	42	231
9.	Tory Horton	Colorado State	42	220
10.	Khaleb Hood	Georgia Southern	60	218
11.	Billy Kemp IV	Nebraska	58	213

KEMP RANKS AMONG ACTIVE LEADERS IN CAREER RECEPTIONS

Virginia transfer **Billy Kemp IV** is in his first season at Nebraska as one of the most experienced and accomplished receivers in the country. Kemp played in 50 games, including 25 starts, in five years at Virginia. He is eligible to play this fall after the NCAA granted all UVA players in their final season of eligibility one additional year of eligibility after a shooting on the Charlottesville campus that killed three football players and led to the cancellation of the final two games of Virginia's season.

- Kemp caught 192 passes for 1,774 yards and eight touchdowns in his Virginia career. He ranked fourth all-time at Virginia in receptions and 10th in receiving yards.
- Kemp has a team-high 21 catches in eight games this season and is 11th among all active FBS players with 213 career receptions, hitting the 200-catch mark against Northern Illinois.
- Kemp has 1,990 receiving yards in his career and is just shy of joining the 2,000 receiving yards club.
- Kemp has two touchdowns this season, a touchdown catch against Northern Illinois and a nine-yard TD run against Louisiana Tech. It was his first career collegiate touchdown run, and his 10th overall touchdown.
- Kemp was injured in the second quarter of Nebraska's win over Northwestern and missed the Purdue contest. He returned only for special teams action against Michigan State.

REIMER AIMS TO CLIMB NEBRASKA'S ALL-TIME TACKLES LIST

Linebacker **Luke Reimer** was Nebraska's leading tackler in both 2021 and 2022, recording 194 tackles in 22 total games in those two seasons. Reimer has amassed 275 tackles with 7.0 sacks and 20.5 tackles for loss in his career. Reimer was one of 80 FBS players named to the Lombardi Award preseason watch list. Reimer has 30 tackles in seven games this season, while missing two games (Michigan, Illinois) because of injury.

- With 275 career tackles, Reimer is third in career tackles among Big Ten players, trailing only Iowa's Nick Jackson, an offseason transfer from Virginia, and Michigan State's Cal Halady. Reimer was the only returning Big Ten player with 220 or more tackles entering 2023.
- Reimer is looking to become the fourth Husker to lead Nebraska in tackles three straight seasons since complete tackle statistics are available beginning in 1965.

HUSKERS TO LEAD NEBRASKA IN TACKLES 3 STRAIGHT SEASONS

- » Mike Brown, Rover (1996-97-98)
- » Marc Munford, Linebacker (1984-85-86)
- » Jerry Murtaugh, Linebacker (1968-69-70)

- Reimer ranks seventh in school history with his 275 career tackles. With nine tackles, he would move into the top five, and he is just 12 tackles from the No. 3 spot on the all-time tackles chart.

HUSKERS WITH 300 CAREER TACKLES

- » Barrett Ruud, Linebacker (432 tackles, 2001-04)
- » Jerry Murtaugh, Linebacker (342 tackles, 1968-70)

PROGRESS TRACKER: REIMER ON NEBRASKA'S ALL-TIME TACKLES LIST

- » **Current Rank:** 7th (275)
- » **Tackles Needed to Reach 5th Place:** 9 (284)
- » **Tackles Needed to Reach 3rd Place:** 12 (287)

CAREER TACKLE LEADERS AMONG BIG TEN PLAYERS

RK	PLAYER	TEAM	CAREER TACKLES
1.	Nick Jackson	Iowa	426
2.	Cal Haladay	Michigan State	281
3.	Luke Reimer	Nebraska	275
4.	Bryce Gallagher	Northwestern	273
5.	Tommy Eichenberg	Ohio State	261

NEBRASKA FOOTBALL FACTS

HISTORY

Season of Football..... 134th
 All-Time Games Played 1,378
 National Ranking in All-Time Wins 8th
 All-Time Bowl Appearances 53
 National Ranking in Bowl Appearances 7th

CHAMPIONSHIPS

National Championships 5
 Back-to-Back National Championships 2
 Undefeated Seasons 11
 Perfect Seasons 9
 Conference Championships 46

RECORD BREAKDOWN

All-Time Record..... 917-421-40
 All-Time Bowl Record..... 26-27
 Home Games 559-171-20
 Memorial Stadium 432-148-13
 Record in August..... 14-3-0
 Record in September 184-55-6
 Record in October..... 370-152-19
 Record in November 310-175-15
 Record in December 24-15-0
 Record in January 14-21-0
 Record in February 1-0-0
 In Overtime..... 8-7
 At Night..... 105-48-3
 When Scoring 35+ Points..... 377-11
 When Allowing 10 Points or Less ... 580-47-29
 vs. Big Ten Teams 130-127-9
 » In Big Ten Play (since 2011)..... 50-59
 » Home..... 27-26
 » Away..... 23-31
 » Neutral 0-2
 vs. Ranked Teams 105-145-3
 » Home..... 51-49-0
 » Away..... 28-69-3
 » Neutral 26-27-0
 » as No. 1 Team 46-7-1

STREAKS

Consecutive Games Scoring a Point 348
 Consecutive Home Games Scoring a Point... 363
 Consecutive Home Sellouts..... 394
 Record in Sellout Streak 321-73
 » vs. Ranked Teams 47-38

INDIVIDUAL HONORS

College Football Hall of Fame Players 20
 College Football Hall of Fame Coaches..... 6
 First-Team All-Americans 110
 Unanimous All-Americans..... 54
 Academic All-Americans* 108
 NCAA Top Ten Award Winners* 9
 Heisman Trophy Winners 3
 Walter Camp Award Winners 3
 Maxwell Trophy Winners 1
 Outland Trophy Winners*..... 9
 Lombardi Trophy Winners..... 5
 Butkus Award Winners..... 1
 Johnny Unitas Golden Arm Award Winners... 1
 Davey O'Brien Award Winners 1
 Rimington Award Winners..... 1
 Bednarik Award Winners 1
 Nagurski Trophy Winners 1
 Retired Jerseys 25
 First-Team All-Conference Selections 521

*Total leads the nation

CHARTING THE HUSKERS

ALL-TIME WINS

RK.	SCHOOL	WINS
1.	Michigan	998
2.	Ohio State	962
3.	Alabama	961
4.	Notre Dame	946
5.	Texas	944
6.	Oklahoma	941
7.	Penn State	928
8.	Nebraska	917

CONFERENCE TITLES

RK.	SCHOOL	TITLES
1.	Oklahoma	50
2.	Nebraska	46
3.	Michigan	44

AP NATIONAL TITLES

RK.	SCHOOL	TITLES
1.	Alabama	12
2.	Notre Dame	8
3.	Oklahoma	7
4.	Miami	5
	Ohio State	5
	USC	5
t-7.	Nebraska	4

COACHES POLL NATIONAL TITLES

RK.	SCHOOL	TITLES
1.	Alabama	11
2.	Oklahoma	6
3.	USC	5
t-4.	Nebraska	4

BOWL APPEARANCES

RK.	SCHOOL	APP.
1.	Alabama	70
2.	Texas	58
3.	Georgia	57
4.	Oklahoma	56
5.	Tennessee	55
6.	USC	55
t-7.	Nebraska	53

HEISMAN TROPHY WINNERS

RK.	SCHOOL	WINNERS
1.	Notre Dame	7
	Ohio State	7
	Oklahoma	7
	USC	7
5.	Alabama	4
t-6.	Nebraska	3

NFL DRAFT PICKS

RK.	SCHOOL	PICKS
1.	Notre Dame	525
2.	USC	524
3.	Ohio State	485
4.	Oklahoma	414
5.	Michigan	401
	Alabama	401
7.	Penn State	381
8.	LSU	375
9.	Florida	373
10.	Georgia	371
11.	Nebraska	368

GIFFORD LEADING NEBRASKA SECONDARY

Safety **Isaac Gifford** has established himself as a difference maker in the Nebraska secondary in 2023, leading the team with 60 tackles. The Lincoln native is among the Big Ten leaders in pass breakups (7th) and passes defended per game (9th).

- Gifford has been at his best in recent weeks. He had a five-game stretch with at least seven tackles in each game, including a season-high 10 tackles against Purdue. It marked the second double-figure tackle effort of his career. Gifford has six games this season with at least seven tackles.
- Gifford has a team-high seven pass breakups and 0.9 passes defended per game. He had a career-high three PBU in a 20-7 win at Illinois.
- Gifford was among the top Blackshirts in 2022, recording 70 tackles, including 43 solo stops a year ago.

HUTMACHER A BEAR FOR HUSKER OPPONENTS

Junior nose tackle **Nash Hutmacher** has emerged as one of the Big Ten's most dominant defensive linemen during the 2023 season. The "Polar Bear" has recorded 29 tackles in 2023, including four sacks and a team-high 6.5 tackles for loss. Hutmacher came into the 2023 season with 15 career tackles and 0.5 tackle for loss.

- Hutmacher produced perhaps the most dominant game of his career against Northwestern. The South Dakota native had a career-high seven tackles, including 2.5 sacks.
- Hutmacher's sacks against Northwestern made a huge impact for a defense that recorded eight sacks, 13 TFL and limited the Wildcats to 81 rushing yards.
- Overall, Hutmacher had a hand in four sacks in the Northwestern game. The first came on the Wildcats' opening drive, forcing Northwestern out of field goal range. The second came after the Wildcats took possession on the Nebraska 13, and forced Northwestern to settle for a field goal. His final sack of the game came after the Wildcats reached the Nebraska 5 in the fourth quarter and once again forced a field goal to keep Nebraska's lead at eight points.

HUSKERS POSSESS VETERAN OFFENSIVE LINE

Arguably the most experienced unit on the Nebraska team is the offensive line. The group is also the only unit that did not have a new position coach in 2023, as **Donovan Raiola** was the lone full-time assistant on Nebraska's 2022 coaching staff to join Head Coach Matt Rhule's staff.

- Husker offensive linemen have combined for 167 career starts, including 140 starts at Nebraska.
- **Bryce Benhart** leads the way with 38 career starts, starting 38 of Nebraska's 40 games at right tackle since the start of the 2020 season. Benhart's 38 starts at right tackle are tied for the second-most at the position in school history.
- **Turner Corcoran** started 31 of 32 games through the Northwestern game, including 30 straight, with 26 starts at left tackle, three starts at left guard and two starts at right tackle. **Ethan Piper** started 25 games at left guard in his career. Both Corcoran and Piper were lost for the season due to injuries suffered in the Northwestern game.
- The offensive line was bolstered with two additional veterans in 2023 with the addition of Arizona State transfer **Ben Scott** and the return of **Nouredin Nouili**. Scott, who was named to the preseason watch list for the Rimington Trophy, made 28 starts for the Sun Devils the previous three seasons with starting experience at center (11 starts) and right tackle (17 starts). Scott has started eight games at center this season. Nouili, who sat out the 2022 season, returned this fall after he started the final seven games of the 2021 campaign at left guard. He has started eight of nine games at right guard this season, missing only the Purdue game because of an injury.
- **Teddy Prochazka** (7 starts) and **Henry Lutovsky** (3 starts) also entered the season with multiple career starts. Prochazka emerged as a true freshman starter at left tackle midway through 2021 before suffering a season-ending injury. He then started the first three games last season at left tackle before suffering another season-ending injury. Both Prochazka and Lutovsky made their first starts of the 2023 season against Purdue filling in for injured players. Redshirt freshman **Justin Evans-Jenkins** has started three games this season, including the past two at left guard in place of the injured Piper.

NEWCOMERS MAKE IMMEDIATE IMPACT FOR HUSKERS

Nebraska has featured many new faces in prominent roles in the 2023 season. A total of 24 players have made their first starts at NU in 2023, including seven players in their first year in the program.

- Three true freshmen have made at least three starts, place-kicker **Tristan Alvano (9)**, defensive end **Cameron Lenhardt (3)** and receiver **Malachi Coleman (3)**.
- Lenhardt was only the ninth Husker true freshman (excluding kickers) to start a season opener since freshmen regained eligibility in 1972.
- Lenhardt joined Maliek Collins as the only true freshmen defensive linemen to start a game for Nebraska since freshmen regained eligibility in 1972. Collins started one game as a true freshman during the 2013 season, earning a start in the 2014 Gator Bowl.
- Lenhardt made his presence known early in the season, particularly at Colorado. He recorded 2.0 sacks against the Buffs, becoming the first Husker true freshman with two sacks in a game since Barry Turner had two sacks at Baylor in 2005. Lenhardt missed two games because of injury at mid-season but has returned to full speed in recent weeks, and has 14 tackles, 3.0 sacks and 4.5 TFL this season.
- Lenhardt is one of four true freshmen to see action in the defensive front seven. **Princewill Umanmielen** has made 15 tackles, including seven against Northwestern. He has 3.5 TFL and had his first career sack against Northwestern. **Riley Van Poppel** split a sack at Colorado and had a key goal-line stop at Illinois, and **Sua Lefotu** recovered a fourth-quarter fumble against the Buffs.
- Alvano handles the place-kicking duties and shares kickoff chores. The Omaha native has made six field goals and all 23 of his PAT attempts, while adding nine touchbacks on 20 kickoffs. Alvano connected on a 55-yard field goal against Purdue, the longest by Nebraska since 2008 and tied for the second-longest in school history.
- True freshman receiver **Malachi Coleman** has started three games and has four receptions this season. He had a 44-yard TD reception in the fourth quarter against Northwestern.
- True freshman receiver **Jaylen Lloyd** has played in seven games this season. He made the most of his second career reception, hauling in a 73-yard touchdown catch in the second quarter against Purdue to give Nebraska a 14-0 lead.
- Redshirt freshman running back **Emmett Johnson** has earned starts in three of the past games. He rushed for a career-best 76 yards on 13 carries against Purdue, while running for a game-sealing 29-yard touchdown. He also had 73 yards on 12 carries against Northwestern, and a team-high 57 yards and a touchdown at Michigan State.

SINGLE-DIGIT NUMBERS AWARDED TO 'TOUGHEST' HUSKERS

In a tradition new to Nebraska but familiar to **Matt Rhule**, single-digit jersey numbers were awarded to the team's "toughest" players. The single-digit honorees were chosen through a players-only vote and the players then got to choose which single-digit number they wanted.

The tradition of single-digit numbers being reserved for the chosen few dates back to Rhule's time at Temple.

"I got really tired of having a guy in my program who had spent three years at like No. 47... wanted to wear No. 1 or No. 3, and he had earned it and we would give it to a recruit," Rhule said during the offseason. "What we decided was (numbers) 1-9, now 0-9, would go to the nine or now 10 'toughest' guys on the team. When I say 'toughest', we define that for the guys, but really the guys who best exemplify what it means to be a Cornhusker. To be accountable, to be dependable, to be tough, hard-working, competitive every single day."

The 10 players listed below were selected by their teammates to be worthy of having a single-digit number this season. In addition to the 10 players below, **Ethan Piper** was selected in the first round of team voting to earn a single-digit number, but NCAA rules prevent offensive linemen from wearing a single-digit number.

NEBRASKA SINGLE-DIGIT JERSEY PLAYERS

- » No. 0 Nash Hutmacher, Defensive Line
- » No. 1 Billy Kemp IV, Wide Receiver
- » No. 2 Isaac Gifford, Defensive Back
- » No. 3 Nick Henrich, Linebacker
- » No. 4 Luke Reimer, Linebacker
- » No. 5 John Bullock, Linebacker
- » No. 6 Quinton Newsome, Defensive Back
- » No. 7 Jeff Sims, Quarterback
- » No. 8 DeShon Singleton, Defensive Back
- » No. 9 Ty Robinson, Defensive Line

CHARTING THE HUSKERS

CONSECUTIVE HOME SELLOUTS

RK.	SCHOOL	SELLOUTS
1.	Nebraska	394
2.	Oklahoma	148

NATIONAL TITLES SINCE 1970

RK.	SCHOOL	TITLES
1.	Alabama	12
2.	Nebraska	5
	Miami	5

WINS SINCE 1970

RK.	SCHOOL	WINS
1.	Ohio State	509
2.	Oklahoma	506
3.	Alabama	498
4.	Nebraska	483
5.	Michigan	481

9-WIN SEASONS

RK.	SCHOOL	SEASONS
1.	Alabama	53
2.	Nebraska	50
3.	Oklahoma	49

10-WIN SEASONS

RK.	SCHOOL	SEASONS
1.	Alabama	42
	Oklahoma	42
3.	Michigan	31
4.	Ohio State	30
5.	Nebraska	27

WEEKS RANKED IN AP POLL

RK.	SCHOOL	WEEKS
1.	Ohio State	976
2.	Michigan	913
3.	Oklahoma	892
4.	Notre Dame	867
	Alabama	867
6.	USC	812
7.	Texas	767
8.	Nebraska	730
9.	Penn State	689

WEEKS RANKED NO. 1 IN AP POLL

RK.	SCHOOL	WEEKS
1.	Alabama	140
2.	Ohio State	105
3.	Oklahoma	101
4.	Notre Dame	98
5.	USC	91
6.	Florida State	72
7.	Nebraska	70
8.	Miami	68

BIG TEN FUTURE OPPONENTS

In early October, the Big Ten announced future conference opponents for the 2024 through 2028 seasons. Nebraska will play Iowa each season in the five-year cycle and will play each of the other 16 Big Ten schools either two or three times in that span.

2024

Home: Illinois, Rutgers, UCLA, Wisconsin
 Away: Indiana, Iowa, Ohio State, Purdue, USC

2025

Home: Iowa, Michigan, Minnesota, Northwestern, USC
 Away: Maryland, Michigan State, Penn State, UCLA

2026

Home: Indiana, Maryland, Ohio State, Washington
 Away: Illinois, Iowa, Michigan State, Oregon, Rutgers

2027

Home: Iowa, Minnesota, Oregon, Purdue, Rutgers
 Away: Northwestern, Ohio State, Washington, Wisconsin

2028

Home: Northwestern, Penn State, UCLA, Wisconsin
 Away: Iowa, Michigan, Minnesota, Purdue, USC

2024 NEBRASKA SCHEDULE

The Big Ten Conference announced its 2024 schedule on Nov. 2. Nebraska will open conference play with a home game for the first time since 2017. Overall, Nebraska plays five of its first six games at Memorial Stadium.

Nebraska will meet two of the four newest members of the Big Ten in 2024, hosting UCLA (Nov. 2) and traveling to USC (Nov. 16). The 2024 season is the first season without divisions since the Huskers joined the Big Ten in 2011.

2024 Nebraska Football Schedule

Aug. 31—UTEP
 Sept. 7—Colorado
 Sept. 14—Northern Iowa
 Sept. 21—Illinois
 Sept. 28—at Purdue
 Oct. 5—Rutgers
 Oct. 12—BYE
 Oct. 19—at Indiana
 Oct. 26—at Ohio State
 Nov. 2—UCLA
 Nov. 9—BYE
 Nov. 16—at USC
 Nov. 23—Wisconsin
 Nov. 29—at Iowa (Friday)

COLLEGE GRADUATES ON NEBRASKA'S ROSTER

- | | |
|--|--|
| <ul style="list-style-type: none"> • Bryce Benhart • Timmy Bleekrode (Furman) • Brian Buschini • Joshua Fleeks (Baylor) • Isaiah Garcia-Castaneda • Blaise Gunnerson • Nick Henrich • Billy Kemp IV (Virginia) | <ul style="list-style-type: none"> • Quinton Newsome • Marco Ortiz (Florida) • Luke Reimer • Ty Robinson • Phalen Sanford • Ben Scott (Arizona State) • Garrett Snodgrass • Javin Wright |
|--|--|

16 PLAYING 2023 SEASON AS COLLEGE GRADUATES

Sixteen Huskers are playing this season as college graduates, including 11 players who earned their degrees from Nebraska and five players who joined the Husker program as graduate transfers. In addition to the 16 players who have already graduated, 13 Huskers are on track to earn their degrees in December of 2023.

NEBRASKA FOOTBALL RECENT ACADEMIC HIGHLIGHTS

- » 16 college graduates on the 2023 roster
- » 3.184 team grade-point average in 2023 spring semester (highest in team history)
- » 92% NCAA Graduation Success Rate (highest in team history)
- » 59 Academic All-Big Ten selections in 2022
- » 161 honor roll selections in the 2022-23 fall and spring semesters

HUSKERS FACING 10 POWER FIVE OPPONENTS

Nebraska opened the 2023 season with a Big Ten road game before three non-conference games. This marked the sixth straight year Nebraska has played its Big Ten opener away from Lincoln.

- Nebraska opened its season with a conference matchup (at Minnesota) for just the 16th time in school history, but for the fourth straight season.
- NU opened with back-to-back road games at Minnesota and Colorado. The Huskers began the season with consecutive road games for the first time since 1995, when second-ranked NU won at Oklahoma State (64-21) and Michigan State (50-10).
- Among the 69 Power Five schools, Nebraska and Stanford were the only teams that played consecutive road games to open the 2023 season.
- The Huskers' first home game against Northern Illinois on Sept. 16 was NU's latest home opener since 1981 (excluding 2020 Covid season).
- The Huskers have played two games against teams ranked at game time, including at No. 22 Colorado (Sept. 9) and No. 2 Michigan (Sept. 30).

NEBRASKA AMONG TOP ALL-TIME PROGRAMS

Nebraska is playing its 134th football season this fall, and the Huskers have historically been one of the top programs in college football history.

- Nebraska ranks eighth in NCAA history with 917 wins and seventh with 53 all-time bowl game appearances.
- NU has won five national championships. The Huskers' four AP national titles (1970, 1971, 1994, 1995) are seventh all-time and NU's four coaches poll titles (1971, 1994, 1995, 1997) rank fourth.
- Nebraska's 46 conference titles rank second in NCAA history.
- Nebraska football has produced more Academic All-Americans (108) and NCAA Top 10 Award winners (9) than any other team in any sport in NCAA history.

HOME OF THE HUSKERS



Memorial Stadium celebrates its 100th year in 2023. In the fall of 1922, a drive for \$430,000 in stadium construction funds was undertaken by faculty, students, alumni and friends of the University.

The stadium was named Memorial Stadium to honor all Nebraskans who served in the Civil and Spanish-American Wars; the 751 Nebraskans who died in World War I; the 3,839 in World War II; the 225 in Korea; the 422 in Vietnam; and those in Iraq.

Construction was completed in a few more than 90 working days and Memorial Stadium was dedicated on Oct. 20, 1923, at the Homecoming game in which Nebraska was held to a scoreless tie by Kansas.

The field at Memorial Stadium was named Tom Osborne Field - after the Huskers' legendary Hall-of-Fame coach - in 1998, one year after Osborne's retirement following 25 years and 255 victories as head coach.

TOP 10 HOME CROWDS

RK.	DATE	OPPONENT	ATT.
1.	Sept. 20, 2014	Miami	91,585
2.	Sept. 14, 2013	UCLA	91,471
3.	Aug. 30, 2014	Fla. Atlantic	91,441
4.	Nov. 29, 2013	Iowa	91,260
5.	Sept. 27, 2014	Illinois	91,225
6.	Nov. 22, 2014	Minnesota	91,186
7.	Aug. 31, 2013	Wyoming	91,185
8.	Nov. 2, 2013	Northwestern	91,140
9.	Nov. 1, 2014	Purdue	91,107
10.	Oct. 25, 2014	Rutgers	91,088

TOP 5 SEASON ATTENDANCE

RK.	YEAR	GAMES	TOTAL	AVG.
1.	2014	7	638,744	91,249
2.	2013	8	727,466	90,933
3.	2016	7	631,402	90,200
4.	2015	7	629,986	89,998
5.	2017	7	628,583	89,798

LONGEST HOME WIN STREAKS

RK.	BEGAN	ENDED	WINS
1.	Oct. 19, 1991	Oct. 31, 1998	47
2.	Sept. 28, 1901	Oct. 20, 1906	33
3.	Nov. 27, 1998	Nov. 2, 2002	26
4.	Sept. 27, 1969	Nov. 23, 1972	23
5.	Oct. 3, 1981	Nov. 17, 1984	21

All streaks at Memorial Stadium, except for the 33-game streak from 1901 to 1906.

2023 NEBRASKA SEASON NOTEBOOK

SCHEDULE NOTES

- Nebraska has played two opponents ranked at game time (No. 22 Colorado, Sept. 9; No. 2 Michigan Sept. 30).
- Nebraska plays a total of seven opponents who played in a bowl game in 2022.
- The Huskers opened the season with back-to-back road games at Minnesota (Aug. 31) and Colorado (Sept. 9). Nebraska began a season with consecutive road games for the first time since 1995. Nebraska and Stanford were the only two Power Five programs to open the season with back-to-back road games.
- The Huskers recognized the 100-year anniversary of Memorial Stadium against Northwestern on Oct. 21. The first game played in Memorial Stadium was a 24-0 shutout of Oklahoma on Oct. 13, 1923.

COACHING STAFF NOTES

- **Matt Rhule** is in his first season at Nebraska in 2023. Rhule is in his 11th season as a head coach after previously leading programs at Temple (2013-16) and Baylor (2017-19) along with a stint as head coach of the NFL's Carolina Panthers (2020-22).
- In his last full season at the collegiate level in 2019, Rhule was named the Sporting News National Coach of the Year and the Big 12 Coach of the Year after leading Baylor to appearances in the Big 12 Championship Game and the Sugar Bowl.
- Rhule built winning programs at Temple and Baylor. After laying the foundation in his first two seasons at each stop, Rhule guided both the Owls and Bears to a school-record win total in his third season, when both teams also played in the conference championship game.
- Seven Husker assistants previously coached on a Rhule staff: **Marcus Satterfield** (offensive coordinator), **Ed Foley** (special teams coordinator), **E.J. Barthel** (running backs), **Evan Cooper** (secondary/defensive pass game coordinator), **Rob Dvoracek** (linebackers), **Terrance Knighton** (defensive line) and **Garret McGuire** (wide receivers).
- Three Husker assistants are serving on a Rhule staff for the first time: **Tony White** (defensive coordinator), **Josh Martin** (tight ends) and **Donovan Raiola** (offensive line).
- Eight of Nebraska's 11 full-time coaches have experience coaching in the National Football League.

ROSTER NOTES

- Nebraska's roster features 137 players. A player's class reflects the fact that the 2020 season did not count as a year of eligibility.

HUSKER ROSTER CLASS BREAKDOWN

CLASS	TOTAL	% OF ROSTER
Total Freshmen	60	44%
Freshmen	44	32%
Redshirt Freshmen	16	12%
Sophomores	41	30%
Juniors	26	19%
Seniors	10	7%

- The roster features 73 returning players and 64 newcomers. Nebraska returns a total of 14 starters and 36 letterwinners.
- NU added 20 transfers and 44 true freshmen since the end of the 2022 season. Among the 20 transfers are 15 FBS transfers, three junior college players and two Division II transfers.
- The Huskers added 14 transfers from Power Five programs, including: Florida (3), Georgia (3), Arizona State (1), Baylor (1), Georgia Tech (1), Notre Dame (1), Ole Miss (1), Texas A&M (1), Utah (1) and Virginia (1).
- The roster features players from 28 states and two foreign countries (Canada & Germany).
- Nebraska has had a letterwinner from 47 of the 50 states in its history, missing only Idaho, New Hampshire and Rhode Island.
- States with multiple players on the roster include: Nebraska (52), Texas (11), Georgia (9), Iowa (6), California (5), Florida (5), Arizona (4), New Jersey (4), Pennsylvania (4), Michigan (3), Minnesota (3), Missouri (3), South Dakota (3), Tennessee (3), Colorado (2), Illinois (2), Kansas (2), Louisiana (2), New York (2) and Virginia (2).
- The states of Alabama, Hawaii, Maryland, Mississippi, Montana, Oklahoma, Utah and Washington are each represented with one player on Nebraska's 2023 roster.
- The players wearing a single-digit jersey number (0-9) earned the right to wear that number through a team vote. Offensive lineman Ethan Piper was also selected to wear a single-digit number, but NCAA rules prohibited him from wearing a single-digit number.
- **Alex (WR)** and **John Bullock (LB)** were the first brothers to start the same game at Nebraska since 2019. They are the first brothers to start a game on the opposite side of the ball for the Huskers since 1987.

ACADEMIC NOTES

- A total of 16 Huskers are playing the 2023 season as graduates, including players who earned their degree at another institution before transferring to Nebraska.

HUSKERS WHO HAVE EARNED DEGREES

» Bryce Benhart	» Quinton Newsome
» Timmy Bleekrode	» Marco Ortiz
» Brian Buschini	» Luke Reimer
» Joshua Fleeks	» Ty Robinson
» Isaiah Garcia-Castaneda	» Phalen Sanford
» Blaise Gunnerson	» Ben Scott
» Nick Henrich	» Garrett Snodgrass
» Billy Kemp IV	» Javin Wright

COACHING LEDGER

NEBRASKA (2023)
• Head Coach
CAROLINA PANTHERS (2020-22)
• Head Coach
BAYLOR (2017-2019)
• Head Coach
TEMPLE (2013-16)
• Head Coach
NEW YORK GIANTS (2012)
• Assistant Coach (Assistant OL)
TEMPLE (2006-11)
• Offensive Coordinator (TE)/ Recruiting Coordinator (2011)
• Offensive Coordinator (QB) (2008-10)
• Assistant Coach (QB)/ Recruiting Coordinator (2007)
• Assistant Coach (DL) (2006)
WESTERN CAROLINA (2002-05)
• Assistant Head Coach (OL)/ Running Game Coordinator/ Special Teams (2005)
• Assistant Head Coach (Special Teams/LB) (2003-04)
• Assistant Coach (Special Teams/LB) (2002)
UCLA (2001)
• Assistant Coach (Assistant DL)
BUFFALO (1999-2000)
• Assistant Coach (DL) (2000)
• Assistant Coach (Assistant DL) (1999)
ALBRIGHT [PA.] COLLEGE (1998)
• Assistant Coach (LB)

HEAD COACHING RECORDS

YEAR	TEAM (ROLE)	RECORD
2013	Temple	2-10
2014	Temple	6-6
2015	Temple	10-4
2016	Temple	10-3
4 SEASONS		28-23
2017	Baylor	1-11
2018	Baylor	7-6
2019	Baylor	11-3
3 SEASONS		19-20
2020	Carolina Panthers	5-11
2021	Carolina Panthers	5-12
2022	Carolina Panthers	1-4
2+ SEASONS		11-27
2023	Nebraska	5-4
1 SEASON		5-4
11 CAREER SEASONS		63-74
8 COLLEGE SEASONS		52-47

HEAD COACH MATT RHULE



2019 NATIONAL COACH OF THE YEAR

- 1ST SEASON AT NEBRASKA
- 8TH COLLEGIATE SEASON
- 11TH CAREER SEASON

Matt Rhule has a proven track record as a program builder. In his first two collegiate head coaching jobs at Temple (2013-16) and Baylor (2017-19), Rhule led both the Owls and the Bears to their most victories in school history in just his third season. He also took both teams to the conference championship game in year three.

Rhule took Temple from two wins in his first season to a school-record 10 victories in both his third and fourth seasons with an appearance in the conference championship game both seasons. He then took Baylor from one win in his first season to a school-record 11 victories in his third season and an appearance in the Big 12 Championship Game and the Sugar Bowl.

Over his last five collegiate seasons before taking the Nebraska job (2015-19), Rhule won one conference title, three division titles and produced three seasons with double-digit wins.

TAKING TEMPLE TO NEW HEIGHTS

In his tenure at Temple from 2013 to 2016, Rhule took the Owls to new heights.

- In Rhule's second season in 2014, Temple posted the program's first win over an SEC team since 1938, its first win over a ranked opponent in 16 seasons and the program's largest margin of victory in nearly 50 years.
- Rhule won 10 games in both 2015 and 2016. He is responsible for two of the three 10-win seasons in Temple's 124-year history.
- He also took the Owls to back-to-back bowl games in 2015 and 2016, the first time Temple played in a bowl in consecutive seasons.
- In 2015, Rhule led Temple to the American Athletic Conference Championship Game, the first conference title game in program history.
- The next season, Rhule guided the Owls to their second conference title in program history and the first in nearly 40 years.
- Temple has spent a total of 16 weeks ranked in the 87-year history of the Associated Press top-25 poll. More than half of those top-25 rankings (9) came under Rhule in 2015 and 2016.

AN ENCORE AT BAYLOR

At Temple, Rhule led the Owls to their highest season win total in program history, their first conference championship game appearance and an impressive run in the national rankings. He produced an encore by repeating each of those same feats in three seasons at Baylor.

- Baylor finished with 11 losses in Rhule's first season in 2017 but two years later, he guided the Bears to 11 wins in 2019. Baylor became the first Power Five program to go from 11 losses to 11 wins in two or fewer seasons.
- Baylor won its final two games of the 2018 season and its first nine games of the 2019 campaign. The 11 straight victories marked the second-longest winning streak in school history, while Baylor's 9-0 start in 2019 was the best start in program history.
- In 2019, Rhule led Baylor to its most wins (11) in school history, the Bears advanced to their first Big 12 Championship Game and played in the Sugar Bowl for only the second time in program history.
- Baylor finished with a No. 13 ranking in 2019, the Bears' second-highest final ranking since 1951.

ASSISTANT COACHING STAFF



TONY WHITE
ASSOCIATE HEAD COACH /
DEFENSIVE COORDINATOR

1ST YEAR

- 2022 Nominee for Broyles Award (Nation's Top Assistant Coach)
- Defensive Coordinator in the ACC, Big Ten & Pac-12
- Syracuse Ranked in the Top 30 in Total Defense in both 2021 & 2022



ROB DVORACEK
ASSISTANT COACH - LINEBACKERS

1ST YEAR

- 6 of His 7 Seasons Have Been Spent at a Power Five Program or in the NFL
- Helped the Carolina Panthers Rank 2nd in the NFL in Total Defense in 2021
- Helped Lehigh Rank in the Top 20 in the FCS in Scoring Defense in 2019



MARCUS SATTERFIELD
OFFENSIVE COORDINATOR

1ST YEAR

- 12th Season as an Offensive Coordinator, Plus 2 Seasons as a Head Coach
- In 2022, South Carolina Had the 4th-Highest Scoring Offense in Program History
- Tutored the All-Time Leading Passer at Both Temple & Chattanooga



TERRANCE KNIGHTON
ASSISTANT COACH - DEFENSIVE LINE

1ST YEAR

- 2 Seasons of NFL Coaching Experience Following a 7-Year NFL Career
- Helped the Carolina Panthers Rank 2nd in the NFL in Total Defense in 2021
- Coached the Only 2 Defensive Linemen in Wagner History Who Went on to the NFL



ED FOLEY
SPECIAL TEAMS COORDINATOR

1ST YEAR

- Experience as a Collegiate Head Coach, Offensive Coordinator, Special Teams Coordinator & NFL Assistant
- His Special Teams Have Ranked in the Top 25 in 4 of His Last 5 College Seasons
- 30 Blocked Kicks in 7 Seasons as a Collegiate Special Teams Coach



JOSH MARTIN
ASSISTANT COACH - TIGHT ENDS

1ST YEAR

- Has Coached Tight Ends at Nebraska (2023), SMU (2018-21) & Arizona State (2015)
- Developed 2 Tight Ends into NFL Draft Picks in 4 Seasons at SMU
- Helped Kylen Granson Set an SMU Tight End Record with 14 Career Receiving TDs



E.J. BARTHEL
ASSISTANT COACH - RUNNING BACKS

1ST YEAR

- Boasts Big Ten Experience at Nebraska, Penn State & Rutgers
- UConn ranked 33rd in Rushing in 2022 While Winning Its Most Games Since 2010
- William & Mary Had the Most Improved Rushing Offense in the FCS in 2019



GARRET MCGUIRE
ASSISTANT COACH - WIDE RECEIVERS

1ST YEAR

- 1st College Coaching Job After 2 Seasons in the NFL to Begin His Coaching Career
- Helped Carolina's DJ Moore Rank 15th in the NFL in Touchdown Catches in 2022
- Son of Texas Tech Head Coach Joey McGuire



EVAN COOPER
ASSISTANT COACH - SECONDARY
DEFENSIVE PASS GAME COORDINATOR

1ST YEAR

- Experience at Miami, Baylor, Nebraska & as an NFL Assistant
- Carolina Ranked 2nd in the NFL in Total Defense & 4th in Pass Defense in 2021
- Helped Baylor Rank 5th in Interceptions in 2019 & 18th in Pass Efficiency Defense



DONOVAN RAIOLA
ASSISTANT COACH - OFFENSIVE LINE

2ND YEAR

- Experience Coaching the Offensive Line at Nebraska, Notre Dame & in the NFL
- Has Coached at 2 of the 10 Winningest Programs in College Football History
- Helped the Chicago Bears Advance to the NFL Playoffs in 2 of His 4 Seasons

SCOUTING THE MARYLAND TERRAPINS



Marylands comes to Lincoln with a 5-4 record after dropping its last four games against Ohio State, Illinois, Northwestern and Penn State.

The Terrapins are averaging 397.7 yards per game, with 280.8 yards per game through the air and 116.9 yards per game on the ground. Taulia Tagovailoa has completed 218-of-335 passes for 2,486 yards, 21 touchdowns and seven interceptions. Jashaun Jones has 40 receptions for 521 yards and four touchdowns, followed by Kaden Prather with 33 catches for 484 yards and five scores. Roman Hemby leads the Terrapin rushing attack with 441 yards and four touchdowns through nine games.

Defensively, Maryland is allowing 347.6 yards per game and 23.8 points per game. Beau Brade leads the Terrapins with 50 tackles, followed by Ruben Hyppolite II and Fa'Najae Gotay with 41 and 29 tackles, respectively. Kellan Wyatt has recorded a team-high 5.5 tackles for loss and 3.5 sacks in nine games. Tarheeb Still has snagged a team-leading three interceptions to pace the Maryland defense this season.

2023 MARYLAND STAT LEADERS

RUSHING	ATT.	YDS	YPC	YPG	TD
Roman Hemby	93	441	4.7	49.0	4
Colby McDonald	38	261	6.9	32.6	2
Antwain Littleton II	59	231	3.9	25.7	2

PASSING	CMP-ATT-INT	PCT	YDS	YPG	TD
Taulia Tagovailoa	218-335-7	65.1	2,486	276.2	21

RECEIVING	REC.	YDS	YPC	YPG	TD
Jashaun Jones	40	521	13.0	57.9	4
Kaden Prather	33	484	14.7	53.8	5
Tai Felton	33	469	14.2	52.1	4
Corey Dyches	37	361	9.8	45.1	1

PUNTING	NO.	YDS	AVG	LG	I20	50+
Colton Spangler	33	1,428	43.3	54	17	7

9/2	Towson	W, 38-6
9/9	Charlotte	W, 38-20
9/15	Virginia	W, 42-14
9/23	at Michigan State	W, 31-9
9/30	Indiana	W, 44-17
10/7	at Ohio State	L, 37-17
10/14	Illinois	L, 27-24
10/28	at Northwestern	L, 33-27
11/4	Penn State	L, 51-15
11/11	at Nebraska	11 a.m.
11/18	Michigan	TBA
11/25	at Rutgers	TBA

PUNT RET.	NO.	YDS	AVG	TD
Jashaun Jones	7	82	11.7	0

KICK RET.	NO.	YDS	AVG	TD
Braeden Wisloski	12	305	25.4	1
Octavion Smith Jr.	3	55	18.3	0

FIELD GOALS	FG-ATT	PCT	LG
Jack Howes	9-15	60.0	48

TACKLES	TACK	TFL	SCK
Beau Brade	50	2.5	-
Ruben Hyppolite II	41	1.5	1.0
Fa'Najae Gotay	29	4.5	2.5
Dante Trader Jr.	29	0.5	-
Kellan Wyatt	29	5.5	3.5
Caleb Wheatland	28	4.5	2.5

HEAD COACH INFORMATION



HEAD COACH
MICHAEL LOCKSLEY

- 6th Season at Maryland (26-32 Record)
- 9th Career Season (28-58 Record)

Michael Locksley is in his sixth season leading the Maryland football program and has led the Terrapins to a 5-4 mark record in 2023.

Locksley returned to Maryland after a three-year stop at Alabama in 2016-18, where he spent time as an offensive analyst for one season and offensive coordinator in 2017 and 2018. Before his three seasons with the Crimson Tide, Locksley worked as an offensive coordinator on the Maryland coaching staff from 2012 to 2015.

Locksley earned his first experience as a head coach at New Mexico, where he posted a 2-26 overall record in three seasons with the Lobos.

Prior to his stops at Maryland, Alabama and New Mexico, Locksley was an assistant coach at Illinois (2006-08), Florida (2003-04), Maryland (1997-02), Army (1996), Pacific (1995) and Towson State (1992).

Locksley played four seasons as a defensive back at Towson State in 1988-91 and also was a member of the Towson State men's basketball program in 1991 and 1992.

LOCKSLEY VS. NEBRASKA

Locksley faces Nebraska for the second time in his career after suffering a 54-7 loss to the Huskers in 2019.

MARYLAND INFORMATION

Maryland has fielded a football team since 1892 and has an all-time record of 674-623-43. The Terps claim one national title (1953) and 11 conference titles.

The Terrapins have an overall bowl record of 13-14-2. Most recently, Maryland picked up a 16-12 win against NC State in the Duke's Mayo Bowl in 2022.

- **First Year:** 1892
- **All-Time Record:** 674-623-43
- **Bowl Record:** 13-14-2
- **Conference Titles:** 11
- **National Titles:** 1
- **Stadium:** SECU Stadium
- **Capacity:** 54,000
- **Playing Surface:** FieldTurf
- **Location:** College Park, Md.
- **Enrollment:** 40,709
- **Colors:** Red, White, Black & Gold

2023 STATISTICAL RANKING COMPARISON						
NEB	NAT.	B1G	CATEGORY	B1G	NAT.	UMD
185.4	32nd	1st	Rushing Offense	10th	108th	116.9
131.9	126th	13th	Passing Offense	2nd	27th	280.8
317.3	113th	10th	Total Offense	3rd	57th	397.7
19.9	115th	11th	Scoring Offense	4th	46th	30.7
77.2	3rd	2nd	Rushing Defense	6th	26th	114.7
221.1	51st	9th	Pass Defense	13th	73rd	232.9
298.3	16th	5th	Total Defense	10th	43rd	347.6
18.8	22nd	6th	Scoring Defense	9th	51st	23.8
37.7%	79th	7th	3rd-Down Offense	2nd	29th	44.4%
34.8%	33rd	7th	3rd-Down Defense	6th	32nd	34.7%
68.0%	127th	14th	Red Zone Offense	9th	57th	85.7%
88.0%	99th	13th	Red Zone Defense	9th	84th	86.1%
38.5	77th	11th	Net Punting	5th	30th	40.5
2.7	120th	12th	Punt Returns	7th	65th	8.5
7.0	59th	9th	Punt Return Defense	5th	42nd	5.7
23.2	27th	5th	Kickoff Returns	9th	68th	19.8
16.8	25th	4th	Kick Return Defense	14th	129th	26.9
5.2	31st	7th	Penalties	5th	22nd	4.8
44.3	30th	5th	Penalty Yards	11th	70th	52.5
10	93rd	11th	Turnovers Gained	6th	52nd	13
22	130th	14th	Turnovers Lost	6th	58th	12
-1.33	128th	14th	Turnover Margin	6th	55th	+0.11

THE LAST TIME AN INDIVIDUAL...

OFFENSE

100 YARDS RUSHING

Nebraska: Heinrich Haarberg (157) and Anthony Grant (135), vs. Louisiana Tech (Sept. 23, 2023)
Opponent: Kaleb Johnson (109), at Iowa (Nov. 25, 2022)

200 YARDS RUSHING

Nebraska: Ameer Abdullah (225), vs. Rutgers (Oct. 25, 2014)
Opponent: Braelon Allen (228), at Wisconsin (Nov. 20, 2021)

300 YARDS RUSHING

Nebraska: Roy Helu Jr. (307), vs. Missouri (Oct. 30, 2010)
Opponent: Melvin Gordon (408), at Wisconsin (Nov. 15, 2014)

4 RUSHING TOUCHDOWNS

Nebraska: Ameer Abdullah (4), at Northwestern (Oct. 18, 2014)
Opponent: Melvin Gordon (4), at Wisconsin (Nov. 15, 2014)

MORE THAN 4 RUSHING TOUCHDOWNS

Nebraska: Calvin Jones (6), at Kansas (Nov. 9, 1991)
Opponent: Chris Brown (6), at Colorado (Nov. 23, 2001)

300 YARDS PASSING

Nebraska: Casey Thompson (354), at Purdue (Oct. 15, 2022)
Opponent: Shedeur Sanders (393), at Colorado (Sept. 9, 2023)

400 YARDS PASSING

Nebraska: Tanner Lee, at Purdue (431), Oct. 28, 2017
Opponent: Kyle Vanstrece (409), Georgia Southern (Sept. 10, 2022)

500 YARDS PASSING

Nebraska: Joe Ganz (510), vs. Kansas State (Nov. 10, 2007)
Opponent: Tim Rattay (590), Louisiana Tech (Aug. 29, 1998)

30 COMPLETIONS

Nebraska: Tanner Lee (32), at Purdue (Oct. 28, 2017)
Opponent: Shedeur Sanders (31), at Colorado (Sept. 9, 2023)

40 COMPLETIONS

Nebraska: Never Happened
Opponent: Clayton Thorson (41), at Northwestern (Oct. 13, 2018)

4 PASSING TOUCHDOWNS

Nebraska: Ryker Fyfe (4), at Purdue (Oct. 31, 2015)
Opponent: Aidan O'Connell (4), at Purdue (Oct. 15, 2022)

MORE THAN 4 PASSING TOUCHDOWNS

Nebraska: Joe Ganz (7), vs. Kansas St. (Nov. 10, 2007)
Opponent: J.T. Barrett (5), Ohio State, Oct. 14, 2017

TD PASS BY A NON-QUARTERBACK

Nebraska: De'Mornay Pierson-El (WR), at Northwestern (Oct. 18, 2014)
Opponent: Brayden Willis (TE), vs. Oklahoma (Sept. 17, 2022)

10 RECEPTIONS

Nebraska: Trey Palmer (10), vs. Oklahoma (Sept. 17, 2022)
Opponent: Smoke Harris (10), vs. Louisiana Tech (Sept. 23, 2023)

100 RECEIVING YARDS

Nebraska: Trey Palmer (165), at Iowa (Nov. 25, 2022)
Opponent: Cyrus Allen (102), vs. Louisiana Tech (Sept. 23, 2023)

200 RECEIVING YARDS

Nebraska: Trey Palmer (237), at Purdue (Oct. 15, 2022)
Opponent: Jaxon Smith-Njigba (240), vs. Ohio State (Nov. 6, 2021)

3 RECEIVING TOUCHDOWNS

Nebraska: Brandon Kinnie (3), at Oklahoma State (Oct. 23, 2010)
Opponent: Dezmon Briscoe (3), at Kansas (Nov. 3, 2007)

500 TOTAL OFFENSE YARDS

Nebraska: Joe Ganz (521), at Colorado (Nov. 23, 2007)
Opponent: Tim Rattay (568), Louisiana Tech (Aug. 29, 1998)

LONG OFFENSIVE PLAYS

60-69 YARD RUN

Nebraska: Trey Palmer (60), at Purdue (Oct. 15, 2022)
Opponent: Dillon Gabriel (61), vs. Oklahoma (Sept. 17, 2022)

70-79 YARD RUN

Nebraska: Josh Fleeks (74, TD), vs. Michigan (Sept. 30, 2023)
Opponent: Braelon Allen (71, TD), at Wisconsin (Nov. 20, 2021)

80-89 YARD RUN

Nebraska: Zavier Betts (83, TD), vs. Northwestern (Oct. 2, 2021)
Opponent: Jonathan Taylor (88, TD), at Wisconsin (Oct. 6, 2018)

90-99 YARD RUN

Nebraska: Taylor Martinez (92, TD), at UCLA (Sept. 8, 2012)
Opponent: Ell Roberson (91, TD), Kansas St. (Nov. 16, 2002)

60-69 YARD PASS

Nebraska: Thompson to Palmer (64), at Purdue (Oct. 15, 2022)
Opponent: Sullivan to Kirtz (66), vs. Northwestern (Oct. 21, 2023)

70-79 YARD PASS

Nebraska: Haarberg to Lloyd (73, TD), vs. Purdue (Oct. 28, 2023)
Opponent: Stroud to Smith-Njigba (75), vs. Ohio St. (Nov. 6, 2021)

80-89 YARD PASS

Nebraska: Thompson to Palmer (87, TD), at Iowa (Nov. 25, 2022)
Opponent: Plummer to Bell (89, TD), at Purdue (Dec. 5, 2020)

90-99 YARD PASS

Nebraska: Armstrong Jr. to Enunwa (99, TD), vs. Georgia (Jan. 1, 2014)
Opponent: Montez to Nixon (96, TD), at Colorado (Sept. 7, 2019)

DEFENSE

15 TACKLES

Nebraska: Luke Reimer (15), vs. Northwestern (Aug. 27, 2022)
Opponent: Nicario Harper (17), at Illinois (Oct. 6, 2023)

20 TACKLES

Nebraska: Lee Kunz (23), at Oklahoma (Nov. 25, 1977)
Opponent: Ryan Greenhagen (31), Fordham (Sept. 4, 2021)*
*-opponent school record

3.0 OR MORE SACKS

Nebraska: Randy Gregory (3.0), at Michigan (Nov. 9, 2013)
Opponent: Mustaf Johnson (3.0), at Colorado (Sept. 7, 2019)

5 OR MORE TFLs

Nebraska: Ciante Evans (5), vs. Northwestern (Nov. 2, 2013)
Opponent: A.J. Epenesa (5), Iowa (Nov. 29, 2019)

5 PASS BREAKUPS

Nebraska: Dicaprio Bootle (5), at Michigan (Sept. 22, 2018)
Opponent: Never Happened

2 INTERCEPTIONS

Nebraska: Tommi Hill (2), vs. Purdue (Oct. 28, 2023)
Opponent: Tyler Nubin (2), at Minnesota (Aug. 31, 2023)

MORE THAN 2 INTERCEPTIONS

Nebraska: Matt O'Hanlon (3), vs. Oklahoma (Nov. 7, 2009)
Opponent: Anthony Brown (3), at Purdue (Oct. 31, 2015)

RETURNED AN INTERCEPTION FOR A TOUCHDOWN

Nebraska: Cam Taylor-Britt (38 yds), vs. Iowa (Nov. 29, 2019)
Opponent: Jalen Graham (45 yards), Purdue (Oct. 30, 2021)

RETURNED A FUMBLE FOR A TOUCHDOWN

Nebraska: Deontai Williams (26 yards) vs. Penn State (Nov. 14, 2020)
Opponent: Kyrdran Jenkins (55 yards) vs. Purdue (Oct. 28, 2023)

SPECIAL TEAMS

PUNT RETURN TOUCHDOWN

Nebraska: JD Spielman (76 yds), vs. South Alabama (Aug. 31, 2019)
Opponent: Jayden Reed (62 yards), at Michigan State (Sept. 25, 2021)

KICKOFF RETURN TOUCHDOWN

Nebraska: JD Spielman (99 yds), vs. Arkansas St. (Sept. 2, 2017)
Opponent: Stephen Bracey (91 yards), at Wisconsin (Nov. 20, 2021)

BLOCKED PUNT

Nebraska: Blaise Gunnerson (1), at Illinois (Oct. 6, 2022)
Opponent: James Schott (1), at Michigan State (Nov. 4, 2023)

BLOCKED PUNT RETURNED FOR TOUCHDOWN

Nebraska: Malcolm Hartzog (30 yards), vs. Indiana (Oct. 1, 2022)
Opponent: Kyle Fisher (14 yds), vs. Iowa (Nov. 26, 2021)

THE LAST TIME A TEAM...

OFFENSE

300 YARDS RUSHING

Nebraska: vs. Louisiana Tech, Sept. 23, 2023 (312)
Opponent: vs. Oklahoma, Sept. 17, 2022 (312)

400 YARDS RUSHING

Nebraska: vs. Northwestern, Oct. 2, 2021 (427)
Opponent: at Minnesota, Nov. 11, 2017 (409)

500 YARDS RUSHING

Nebraska: at Baylor, Oct. 13, 2001 (641)
Opponent: at Wisconsin, Nov. 15, 2014 (581)

300 YARDS PASSING

Nebraska: at Purdue, Oct. 15, 2022 (354)
Opponent: at Colorado, Sept. 9, 2023 (396)

400 YARDS PASSING

Nebraska: at Wisconsin, Oct. 6, 2018 (407)
Opponent: vs. Georgia Southern, Sept. 10, 2022 (409)

500 YARDS PASSING

Nebraska: vs. Kansas State, Nov. 10, 2007 (519)
Opponent: Louisiana Tech, Aug. 29, 1998 (590)

600 YARDS OF OFFENSE

Nebraska: vs. Northwestern, Oct. 2, 2021 (657)
Opponent: at Purdue, Oct. 15, 2022 (606)

700 YARDS OF OFFENSE

Nebraska: vs. Florida Atlantic, Aug. 30, 2014 (784 yards)
Opponent: Never accomplished

50 POINTS

Nebraska: vs. Northwestern, Oct. 2, 2021 (Nebraska won, 56-7)
Opponent: Ohio State, Oct. 24, 2020 (Ohio State won 52-17)

60 POINTS

Nebraska: vs. Idaho State, Sept. 22, 2012 (Nebraska won, 73-7)
Opponent: at Ohio State, Nov. 5, 2016 (Ohio State won 62-3)

TWO 100-YARD RUSHERS

Nebraska: vs. Louisiana Tech, Sept. 23, 2023 (Haarberg, Grant)
Opponent: Illinois, Nov. 21, 2020 (Epstein, Brown)

THREE 100-YARD RUSHERS

Nebraska: vs. Minnesota, Oct. 20, 2018 (Ozigbo, Martinez, Washington)
Opponent: Wisconsin, Dec. 1, 2012 (Gordon, Ball, White)

TWO 100-YARD RECEIVERS

Nebraska: at Wisconsin, Nov. 20, 2021 (Allen, Toure)
Opponent: Ohio State, Oct. 24, 2020 (Wilson, Olave)

BLOCKED PUNT FOR A SAFETY

Nebraska: Marquel Dismuke (1) vs. Illinois (Nov. 10, 2018)
Opponent: Keandre Jones (1), Ohio St. (Nov. 3, 2018)

BLOCKED FIELD GOAL

Nebraska: Elijah Jeudy (1), vs. Purdue (Oct. 28, 2023)
Opponent: Jalen McKie (1) & Antonio Jones-Davis (1), No. Ill. (Sept. 14, 2019)

BLOCKED FG RETURNED FOR TOUCHDOWN

Nebraska: Quinton Newsome (68 yards), vs. Purdue (Oct. 28, 2023)
Opponent: Never Happened

DEFENSE

POSTED A SHUTOUT

Nebraska: vs. Arizona, Dec. 30, 2009 (33-0)
Opponent: Arizona State, Sept. 21, 1996 (19-0)

RECORDED A DEFENSIVE SAFETY

Nebraska: vs. Arizona, Dec. 30, 2009 (33-0)
Opponent: Minnesota, Oct. 16, 2021 (23-30)

2 DEFENSIVE TOUCHDOWNS

Nebraska: vs. South Alabama, Aug. 31, 2019 (1 IR, 1 fumble return)
Opponent: Northern Illinois, Sept. 16, 2017 (2 interception returns)

4 INTERCEPTIONS

Nebraska: vs. Wyoming, Sept. 10, 2016 (5)
Opponent: Purdue, Oct. 30, 2021 (4)

15 TFLs

Nebraska: at Michigan, Nov. 9, 2013 (16)
Opponent: vs. Oklahoma, Dec. 4, 2010 (17)

7 OR MORE SACKS

Nebraska: vs. Northwestern, Oct. 21, 2023 (8)
Opponent: at Michigan State, Sept. 25, 2021 (7)

15 PASS BREAKUPS

Nebraska: Kansas, Oct. 2, 2004 (17)
Opponent: Never Happened

MISCELLANEOUS

SAFETY OF ANY KIND

Nebraska: Blocked Punt vs. Illinois (Nov. 10, 2018)
Opponent: Sack in End Zone by Minnesota (Oct. 16, 2021)

WAS NOT PENALIZED

Nebraska: at Michigan State, Nov. 4, 2023
Opponent: Michigan, Sept. 30, 2023

OVERCAME A HALFTIME DEFICIT TO WIN

Nebraska: at Rutgers, Oct. 7, 2022 (trailed, 13-0, won 14-13)
Opponent: Wisconsin, Nov. 9, 2022 (trailed, 7-0, won 15-14)

WON WHEN TRAILING AFTER 3 QUARTERS

Nebraska: at Rutgers, Oct. 7, 2022 (trailed 13-7, won 14-13)
Opponent: at Minnesota, Aug. 31, 2023 (trailed 10-3, won 13-10)

OVERTIME GAME

at Michigan State, Sept. 25, 2021 (Michigan State won, 23-20)

NEBRASKA OVERTIME WIN

at Iowa, Nov. 28, 2014 (Nebraska won 37-34)

NUMERICAL ROSTER

2023 NEBRASKA FOOTBALL ROSTER

Table with columns: NO., NAME, POS., HT., WT., YR., HOMETOWN (HIGH SCHOOL/COLLEGE). Rows include players like Nash Hutmacher, Billy Kemp IV, Isaac Gifford, etc., with their respective numbers, names, positions, physical attributes, and hometowns.

30	Kpai, Randolph	LB	6-2	210	So.
92	Lefotu, Sua	DL	6-3	300	Fr.
11	Lenhardt, Cameron	DL	6-3	250	Fr.
34	Liebentritt, Barret	FB	6-0	235	So.
44	Lindenmeyer, Luke	TE	6-3	260	RFr.
19	Lloyd, Jaylen	WR	5-10	160	Fr.
19	Longval, Luke	QB	6-2	200	RFr.
35	Luben, Trevin	RB	5-11	205	So.
59	* Lutovsky, Henry	OL	6-6	325	So.
15	Lynum, Tamon	DB	6-2	185	So.
95	Maciejczak, Jason	DL	6-2	320	Fr.
67	Mancino, Joey	OL	6-1	295	So.
26	Mangini, Roman	WR	5-10	170	RFr.
33	Mazzccua, Maurice	RB	5-8	175	Jr.
70	Menning, Keegan	OL	6-5	330	So.
32	Miles Jr., Barron	WR	5-10	175	So.
28	Nation, Ethan	DB	5-10	160	Fr.
6	**** Newsome, Quinton	DB	6-1	185	Sr.
75	Noonan, Maverick	LB	6-4	235	Fr.
63	* Nouili, Nouredin	OL	6-4	315	Sr.
45	Ortiz, Marco	LS	6-4	245	Sr.
95	Pankratz, Spencer	PK	6-2	205	So.
61	Parrott, Dylan	OL	6-5	330	RFr.
49	Pasko, Danny	LB	6-1	210	Fr.
57	*** Piper, Ethan	OL	6-3	305	Jr.
65	* Prochazka, Teddy	OL	6-10	325	So.
12	Purdy, Chubba	QB	6-2	210	So.
4	**** Reimer, Luke	LB	6-1	225	Sr.
9	*** Robinson, Ty	DL	6-6	310	Jr.
52	Rogers, Dylan	LB	6-3	235	Fr.
86	* Rollins, AJ	DL	6-5	245	So.
40	Ruth, Trevor	FB	6-0	235	RFr.
44	Safeullah, Syncere	DB	6-2	175	Fr.
37	*** Sanford, Phalen	DB	5-11	195	Sr.
66	Scott, Ben	OL	6-5	305	Jr.
79	Seagren, Grant	OL	6-6	260	Fr.
48	Sherman, MJ	LB	6-3	250	Jr.
7	Sims, Jeff	QB	6-4	220	Jr.
8	* Singleton, DeShon	DB	6-3	205	Jr.
62	Sledge, Sam	OL	6-3	285	Fr.
81	Smith Flores, Ismael	TE	6-4	225	Fr.
34	** Snodgrass, Garrett	LB	6-3	230	Jr.
47	Stenger, Gage	LB	6-2	190	RFr.
32	Stewart, Rahmir	DB	5-11	200	Fr.
87	Tagaloa, Brodie	DL	6-4	260	RFr.
56	** Tagge, Grant	LB	6-1	205	Jr.
43	Ternus, Landon	FB	6-0	230	Fr.
36	Thompson, Taveon	WR	6-3	205	So.
40	Turner, Brice	DB	6-0	175	Fr.
18	Umanmielen, Princewill	LB	6-4	240	Fr.
94	Van Poppel, Riley	DL	6-5	275	Fr.
39	Wager, Gage	P	5-10	185	Fr.
93	Wallin, Kai	DL	6-5	250	So.
13	* Washington, Marcus	WR	6-2	190	Sr.
90	Williams, James	DL	6-5	235	So.
25	Williams, Kenneth	RB	5-11	175	Fr.
19	Williams, Kaine	LB	6-2	215	So.
38	Wilson, Cooper	DB	6-3	190	Fr.
96	Witucki, Camden	LS	6-2	225	So.
17	Woche, Jack	QB	6-1	210	RFr.
33	* Wright, Javin	LB	6-5	215	Jr.

Lettermen in Bold; *Indicates Letters Earned

PRONUNCIATION GUIDE

Nate Boerkircher.....BORE-kurr-churr
 Janiran Bonner.....juh-NIGH-run
 Ru'Quan Buckley.....ROO-kwan
 Marques Buford Jr. marr-KEESE
 Brian Buschini.....boo-SHEEN-ee
 Jimari Butler.....jih-MAR-ee
 Malachi Coleman.....MAL-uh-kie
 Corey Collier Jr. CALL-yer
 Thomas Fidone II.....fuh-DOAN-ee
 Isaiah Garcia-Castaneda CAST-uh-NAY-duh
 Mikai Gbayor.....meh-KYE BAY-er
 Gunnar Gottula.....guh-TOO-luh
 Heinrich Haarberg.....HINE-rick HARR-burg
 Ashton/Cooper Hausmann.....HOUSE-munn
 Nick Henrich.....HEN-ritch
 Jacob Hohl.....HOLE
 Nash Hutmacher.....HUT-make-urr
 Elijah Jeudy.....JUDY

Randolph Kpaikuh-PIE
 Tyler Knaak.....kuh-NOCK
 Sua Lefotu.....leh-FOE-too
 Barret LiebentrittLEE-ben-tritt
 Henry Lutovskyloo-TOV-skee
 Tamon Lynum.....tuh-MAWN
 Jason Maciejczak.....muh-CHAY-chock
 Maurice Mazzccuamuh-ZOO-kuh
 Javier Morton.....ha-VEE-air
 Nouredin Nouili.....NURR-ee new-WHEEL-ee
 Teddy Prochazka.....pro-HAH-skuh
 Luke Reimer.....RHYME-urr
 Syncere Safeullah.....suh-FEE-uh-luh
 DeShon Singleton.....dee-SHAWN
 Gage Stenger.....STANG-er
 Princewill Umanmielen ... OOH-mawn-me-ellen
 Kai Wallin.....KYE
 Jack Woche.....WAA-kee

NUMERICAL ROSTER

40	Trevor Ruth	FB
41	Elliott Brown	WR
42	Cole Ballard	RB
42	Mikai Gbayor	LB
43	Michael Booker III	LB
43	Landon Ternus	FB
44	Luke Lindenmeyer	TE
44	Syncere Safeullah	DB
45	Braden Klover	FB
45	Marco Ortiz	LS
46	Grant Buda	LB
46	John Goodwin	TE
47	Caden Becker	TE
47	Gage Stenger	LB
48	Cayden Echternach	TE
48	MJ Sherman	LB
49	Mason Jones	DB
49	Danny Pasko	LB
50	Noah Bustard	LB
51	Justin Evans-Jenkins	OL
52	Dylan Rogers	LB
53	Jacob Bower	LB
53	Conor Connealy	OL
54	Bryce Benhart	OL
54	Korver Demma	LB
55	Vincent Carroll-Jackson	DL
56	Grant Tagge	LB
57	Ethan Piper	OL
58	Mason Goldman	OL
59	Henry Lutovsky	OL
61	Dylan Parrott	OL
62	Sam Sledge	OL
63	Nouredin Nouili	OL
65	Teddy Prochazka	OL
66	Ben Scott	OL
67	Joey Mancino	OL
69	Turner Corcoran	OL
70	Keegan Menning	OL
71	Jacob Hood	OL
73	David Borchers	OL
74	Brock Knutson	OL
75	Tyler Knaak	OL
75	Maverick Noonan	LB
77	Gunnar Gottula	OL
78	Jacob Brandl	OL
79	Grant Seagren	OL
80	Jacob Herbek	DL
81	Ismael Smith Flores	TE
82	Isaiah Garcia-Castaneda	WR
83	Jake Appleget	TE
84	Alex Bullock	WR
85	Jaidyn Doss	WR
86	AJ Rollins	DL
87	Nate Boerkircher	TE
87	Brodie Tagaloa	DL
88	Ru'Quan Buckley	DL
88	Cooper Hausmann	WR
90	Jacob Hohl	P
90	James Williams	DL
92	Sua Lefotu	DL
93	Kai Wallin	DL
94	Riley Van Poppel	DL
95	Jason Maciejczak	DL
95	Spencer Pankratz	PK
96	Leslie Black	DL
96	Camden Witucki	LS
97	Blaise Gunnerson	DL
98	Will DePooter	LS

2023 NEBRASKA GAME-BY-GAME STARTERS

OFFENSIVE STARTING LINEUPS

OPPONENT	WR	WR	WR	TE	RT	RG	C	LG	LT	QB	RB	PK
Minnesota	Fidone*	Lindenmeyer*	Evans-Jenkins*	Boerkircher	Benhart	Nouili	Scott	Piper	Corcoran	Sims	Ervin	Alvano
Colorado	Fidone^	Washington	Bullock	Boerkircher	Benhart	Nouili	Scott	Piper	Corcoran	Sims	Ervin	Alvano
Northern Ill.	Kemp IV	Washington	Bullock	Bonner+	Benhart	Nouili	Scott	Piper	Corcoran	Haarberg	R. Johnson	Alvano
La. Tech	Hill	Coleman	Kemp	Fidone	Benhart	Nouili	Scott	Piper	Corcoran	Haarberg	Grant	Alvano
Michigan	Bonner+	Washington	Bullock	Lindenmeyer	Benhart	Nouili	Scott	Piper	Corcoran	Haarberg	Grant	Alvano
Illinois	Fidone*	Lindenmeyer*	Prochazka*	Boerkircher	Benhart	Nouili	Scott	Piper	Corcoran	Haarberg	E. Johnson	Alvano
Northwestern	Fidone^	Coleman	Bullock	Boerkircher	Benhart	Nouili	Scott	Piper	Corcoran	Haarberg	E. Johnson	Alvano
Purdue	Bonner+	Lindenmeyer*	Bullock	Boerkircher	Benhart	Lutovsky	Evans-Jenkins	Mancino	Prochazka	Haarberg	E. Johnson	Alvano
Michigan St.	Fleeks\$	Coleman	Bullock	Fidone	Benhart	Nouili	Scott	Evans-Jenkins	Prochazka	Haarberg	Grant	Alvano
Maryland												
Wisconsin												
Iowa												

*NU opened with 3 tight ends & 6 offensive linemen; ^NU opened with 2 tight ends; +NU opened with a fullback; \$NU opened with 2 running backs

DEFENSIVE STARTING LINEUPS

OPPONENT	DE	DT	DE	LB	LB	JACK/LB	CB	ROV	S	S	CB	P
Minnesota	Gunnerson	Hutmacher	Robinson	Reimer	Bullock	Lenhardt*	Newsome	Gifford	Brown	Singleton	Hartzog	Buschini
Colorado	Gunnerson	Hutmacher	Lenhardt	Reimer	Bullock	Gbayor	Newsome	Gifford	Brown	Singleton	Hartzog	Buschini
Northern Ill.	Lenhardt	Hutmacher	Robinson	Reimer	Bullock	Gbayor	Newsome	Gifford	Brown	Singleton	Hartzog	Buschini
La. Tech	Gunnerson	Hutmacher	Robinson	Reimer	Bullock	Gbayor	Newsome	Gifford	Brown	Singleton	Hartzog	Buschini
Michigan	Gunnerson	Hutmacher	Robinson	Sherman	Bullock	Henrich	Newsome	Gifford	Hill	Singleton	Hartzog	Buschini
Illinois	Butler	Hutmacher	Robinson	Sherman	Bullock	Henrich	Newsome	Gifford	Hartzog	Sanford	Hill	Buschini
Northwestern	Butler	Hutmacher	Robinson	Reimer	Bullock	Sherman	Lynum	Gifford	Hartzog	Sanford	Hill	Buschini
Purdue	Butler	Hutmacher	Robinson	Reimer	Bullock	Umanmielen	Newsome	Gifford	Brown	Sanford	Hartzog	Buschini
Michigan St.	Butler	Hutmacher	Robinson	Reimer	Bullock	Sherman	Newsome	Gifford	Hartzog	Sanford	Hill	Buschini
Maryland												
Wisconsin												
Iowa												

*Nebraska opened with 4 defensive linemen

2023 NEBRASKA PLAYER PARTICIPATION

PLAYER, POS.	GP	GS	PLAYER, POS.	GP	GS	PLAYER, POS.	GP	GS
Tristan Alvano, PK	9	9	John Goodwin, TE	2	0	Maurice Mazzccua, RB	1	0
Jake Applegeet, TE	3	0	Anthony Grant, RB	8	3	Keegan Menning, OL	1	0
Bryce Benhart, OL	9	9	Blaise Gunnerson, DL	9	4	Barron Miles Jr., WR	1	0
Timmy Bleekrode, PK	2	0	Gunnar Gottula, OL	1	0	Javier Morton, DB	2	0
Nate Boerkircher, TE	9	5	Heinrich Haarberg, QB	9	7	Ethan Nation, DB	4	0
Janiran Bonner, FB	9	3	Ty Hahn, WR	9	0	Quinton Newsome, DB	9	8
Michael Booker III, LB	5	0	Malcolm Hartzog, DB	9	9	Noure Nouili, OL	8	8
Chief Borders, DL	9	0	Ashton Hausmann, DB	9	0	Marco Ortiz, LS	9	0
Dwight Bootle II, DB	3	0	Cooper Hausmann, WR	1	0	Dylan Parrott, OL	2	0
Derek Branch, DB	1	0	Nick Henrich, LB	8	2	Ethan Piper, OL	7	7
Koby Bretz, DB	8	0	Jacob Herbek, DL	5	0	Teddy Prochazka, OL	7	3
Elliott Brown, WR	2	0	Tommi Hill, DB/WR	9	5	Chubba Purdy, QB	3	0
Omar Brown, DB	9	5	Jacob Hood, OL	1	0	Luke Reimer, LB	7	7
Ru'Quan Buckley, DL	8	0	Nash Hutmacher, DL	9	9	Ty Robinson, DL	9	8
Marques Buford Jr., DB	1	0	Kwinten Ives, RB	1	0	AJ Rollins, DL	3	0
Alex Bullock, WR	9	6	Elijah Jeudy, DL	9	0	Phalen Sanford, DB	9	4
John Bullock, LB	9	9	Emmett Johnson, RB	9	3	Ben Scott, OL	9	8
Brian Buschini, P	9	9	Rahmir Johnson, RB	3	1	MJ Sherman, LB	9	4
Jimari Butler, DL	8	4	Billy Kemp IV, WR	8	2	Jeff Sims, QB	4	2
Blake Closman, DB	2	0	Braden Klover, FB	1	0	DeShon Singleton, DB	5	5
Malachi Coleman, WR	8	3	Tyler Knaak, OL	6	0	Garrett Snodgrass, LB	9	0
Corey Collier Jr., DB	4	0	Sua Lefotu, DL	2	0	Rahmir Stewart, DB	1	0
Turner Corcoran, OL	7	7	Cameron Lenhardt, DL	7	3	Grant Tagge, LB	9	0
Jaidyn Doss, WR	4	0	Barret Liebentritt, FB	6	0	Taveon Thompson, WR	2	0
Gabe Ervin Jr., RB	3	2	Luke Lindenmeyer, TE	9	4	Princewill Umanmielen, LB	8	1
Justin Evans-Jenkins, OL	9	3	Jaylen Lloyd, WR	7	0	Riley Van Poppel, DL	8	0
Joshua Fleeks, RB/WR	7	1	Trevin Luben, RB	3	0	Kai Wallin, DL	4	0
Thomas Fidone II, TE	9	6	Henry Lutovsky, OL	9	1	Marcus Washington, WR	6	3
Isaiah Garcia-Castaneda, WR	1	0	Tamon Lynum, DB	9	1	James Williams, DL	3	0
Mikai Gbayor, LB	9	3	Joey Mancino, OL	2	1	Kaine Williams, LB	4	0
Isaac Gifford, DB	9	9	Roman Mangini, WR	2	0	Javin Wright, LB	9	0



TRISTAN ALVANO #30

6-1 | 200 | FR. | PK
OMAHA, NEB.

NEBRASKA RECORD

- Longest Field Goal by a Freshman: 55 yards

CAREER NOTES

- Set Nebraska all-class records for field goals in a game (5 in 2022 state championship game) and in a season (16 in 2022)
- Made 27 field goals in his career, a Nebraska Class A state record
- Made five field goals in the 2022 state final, including a game-winning walk-off 50-yarder

SEASON HIGHLIGHTS

- Has started every game at place-kicker
- Connected on a 27-yard field goal at Minnesota
- Also kicked off twice, both of which resulted in Minnesota starting drives inside the 20-yard line
- Made two PATs at Colorado and had a touchback
- Made all five PATs against Northern Illinois and had one touchback on three kickoffs
- Was 4-of-4 on extra points and had two touchbacks on four kickoffs vs. Louisiana Tech
- Made one extra point and had one touchback against No. 2 Michigan
- Made a career-high two field goals at Illinois while scoring a career-high eight points
- Made a 47-yard field goal vs. Northwestern
- Hit a 55-yard field goal vs. Purdue, tied for the 2nd-longest field in goal school history and the longest by a freshman
- Made a 24-yard field goal at Michigan St.

GAME-BY-GAME

OPPONENT	XP-ATT	FG-ATT	LG	BK	PTS
@ Minnesota	1-1	1-1	27	0	4
@ Colorado	2-2	0-1	-	0	2
Northern Illinois	5-5	0-0	-	0	5
Louisiana Tech	4-4	0-1	-	0	4
Michigan	1-1	0-1	-	0	1
@ Illinois	2-2	2-3	32	0	8
Northwestern	2-2	1-1	47	0	5
Purdue	4-4	1-1	55	0	7
@ Michigan St.	2-2	1-1	24	0	5
Maryland					
@ Wisconsin					
Iowa					

CAREER STATS

YEAR	G/S	PAT	FG	PCT.	PTS	LG
2023	9/9	23-23	6-10	66.0	31	55

KICKOFFS: 23 att., 10 touchbacks

CAREER HIGHS

Field Goal Attempts	3 at Illinois (2023)
Field Goals Made	2 at Illinois (2023)
Long Field Goal	55 vs. Purdue (2023)
Points	8 at Illinois (2023)
PATs	5 vs. Northern Illinois (2023)



BRYCE BENHART #54

6-9 | 315 | JR. | OL
LAKEVILLE, MINN.

CAREER HONORS

- Big Ten Distinguished Scholar (2022)
- 3-Time Academic All-Big Ten
- 8-Time Nebraska Scholar-Athlete Honor Roll

2023 WATCH LIST

- Senior Bowl

PERSONAL NOTES

- Earned his degree in criminal justice

CAREER NOTES

- Was the 12th true freshman offensive lineman to play in a game in Nebraska history
- Has made 38 career starts at right tackle, tied for the 2nd-most starts at right tackle in program history

SEASON HIGHLIGHTS

- Has started every game at right tackle
- Made his 30th career start at right tackle at Minnesota, the fourth Husker to start 30 games at right tackle

CAREER STATS

- **Games:** 44
(3 in 2019; 8 in 2020; 12 in 2021; 12 in 2022, 9 in 2023)
- **Starts:** 38
(8 in 2020; 10 in 2021; 11 in 2022; 9 in 2023)

STARTS BY A HUSKER RIGHT TACKLE

RK.	PLAYER (YEARS)	STARTS
1.	Dan Vili Waldrop	39
2.	Eric Anderson	38
	Bryce Benhart	38



TIMMY BLEEKRODE #38

5-8 | 190 | SR. | PK
ATLANTA, GA.

CAREER HONORS (2019-21: FCS FURMAN)

- 2-Time Second-Team All-Southern Conference
- Southern Conference Special Teams Player of the Week (2020)
- 2-Time Southern Conf. Academic Honor Roll

PERSONAL NOTES

- Earned his bachelor's degree from Furman and is on track to earn his MBA from NU in December

CAREER NOTES

- Graduate transfer from FCS Furman (2018-21) in his second season at Nebraska
- Earned his degree in business administration
- Was the Palladins' starting place-kicker in each of his final two seasons (2020 & 2021)
- Was also Furman's starting punter in 2020 and 2021, averaging 42.9 yards on 91 career punts

SEASON HIGHLIGHTS

- Ran a fake field goal as the holder against Louisiana Tech and had a 10-yard rush on 4th & 4 to keep a touchdown drive alive
- Had a touchback on one kickoff vs. Purdue

GAME-BY-GAME

OPPONENT	XP-ATT	FG-ATT	LG	BK	PTS
@ Minnesota	-	-	-	-	-
@ Colorado	-	-	-	-	-
Northern Illinois	-	-	-	-	-
Louisiana Tech	0-0	0-0	-	-	0
Michigan	-	-	-	-	-
@ Illinois	-	-	-	-	-
Northwestern	-	-	-	-	-
Purdue	0-0	0-0	-	-	0
@ Michigan St.	-	-	-	-	-
Maryland					
@ Wisconsin					
Iowa					

CAREER KICKING STATS

YEAR	G/S	PAT	FG	PCT.	PTS	LG
2018						Redshirt
2019*^	3/0	1/1	0/0	0.0	1	-
2020^	7/7	16/18	6/7	85.7	34	47
2021^	11/11	30/32	15/18	83.3	75	51
2022	12/12	34/35	9/12	75.0	61	46
2023	2/0	0/0	0/0	0.0	0	-
TOTAL	35/30	81/86	30/37	81.1	171	51

*Redshirt season; ^at FCS Furman

Note: 2020 season played in the spring of 2021

KICKOFFS: 93 att., 36 touchbacks

PUNTS: 91 att., 42.3 avg, long of 69 yds

RUSHING: 1 att., 10 yds, 0 TDs

CAREER HIGHS

Field Goal Attempts	4 twice*
Field Goals Made	4 at Tennessee Tech (2021)*
Long Field Goal	51 at Tennessee Tech (2021)*
Points	14 twice*
PATs	6 four times

*at FCS Furman



NATE BOERKIRCHER #87

6-5 | 245 | SO. | TE
AURORA, NEB.

CAREER HONORS

- 2-Time Academic All-Big Ten
- 5-Time Nebraska Scholar-Athlete Honor Roll

CAREER NOTES

- Former walk-on who was placed on scholarship in the spring of 2023

SEASON HIGHLIGHTS

- Has played in every game with five starts
- Had a four-yard catch at Minnesota
- Made two receptions at Colorado for a career-high 33 yards
- Had a seven-yard catch against No. 2 Michigan
- Started against Northwestern and had a seven-yard reception

GAME-BY-GAME

OPPONENT	REC.	YDS	TD	LONG
@ Minnesota	1	4	0	4
@ Colorado	2	33	0	17
Northern Illinois	0	0	0	-
Louisiana Tech	0	0	0	-
Michigan	1	7	0	7
@ Illinois	0	0	0	-
Northwestern	1	7	0	7
Purdue	0	0	0	-
@ Michigan St.	0	0	0	-
Maryland				
@ Wisconsin				
Iowa				

CAREER RECEIVING STATS

YEAR	G/S	REC.	YDS	Y/R	Y/G	TD
2020		Did Not Play				
2021*	3/0	2	14	7.0	4.7	0
2022	12/4	6	52	8.7	4.3	1
2023	9/5	5	51	10.2	5.7	0
TOTAL	24/9	13	117	9.0	4.9	1

*Redshirt season

CAREER HIGHS

Receptions	2 twice
Receiving Yards	33 at Colorado (2023)
Receiving Touchdowns	1 vs. No. Dakota (2022)
Long Reception	19 vs. North Dakota [TD] (2022)



JANIRAN BONNER #16

6-2 | 220 | R-FR. | FB
ELLENWOOD, GA.

CAREER HONORS

- Nebraska Scholar-Athlete Honor Roll (Fall 2022)

CAREER NOTES

- Switched from tight end to fullback during the 2023 spring season

SEASON HIGHLIGHTS

- Has played in every game with three starts
- Was targeted on one pass at Colorado
- Made his first career start vs. Northern Illinois
- Started against No. 2 Michigan and had two carries for five yards, the first carries of his career
- Had a five-yard reception at Illinois
- Started against Purdue and had a 2-yard carry

GAME-BY-GAME

OPPONENT	ATT.	YDS	TD	LONG
@ Minnesota	0	0	0	-
@ Colorado	0	0	0	-
Northern Illinois	0	0	0	-
Louisiana Tech	0	0	0	-
Michigan	2	5	0	3
@ Illinois	0	0	0	-
Northwestern	0	0	0	-
Purdue	1	2	0	2
@ Michigan St.	0	0	0	-
Maryland				
@ Wisconsin				
Iowa				

CAREER RUSHING STATS

YEAR	G/S	ATT.	NET	Y/A	Y/G	TD
2022		Redshirt				
2023	9/3	3	7	2.3	0.8	0
TOTAL	9/3	3	7	2.3	0.8	0

*Redshirt season

RECEIVING: 1 rec., 5 yds, 0 TDs

CAREER HIGHS

Rushes	2 vs. Michigan (2023)
Rushing Yards	5 vs. Michigan (2023)
Rushing Touchdowns	none
Long Rush	3 vs. Michigan (2023)



CHIEF BORDERS #14

6-4 | 245 | SO. | DL
CHICAGO, ILL.

CAREER HONORS

- Nebraska Scholar-Athlete Honor Roll (Spring 2023)

CAREER NOTES

- First-year transfer from Florida
- Played in 16 games and had two tackles as primarily a special teams player in his two seasons as a Gator (2021-22)

SEASON HIGHLIGHTS

- Has played in every game and totaled a career-high nine tackles
- Made his Husker debut at Minnesota
- Recorded his first two tackles as a Husker against Northern Illinois
- Had one solo tackle vs. Louisiana Tech
- Made a career-high three tackles against No. 2 Michigan
- Totaled two tackles with his first career TFL and first career pass breakup at Illinois
- Made one tackle against Purdue

GAME-BY-GAME

OPPONENT	UT-AT-TT	TFL-YD	SACK-YD
@ Minnesota	0-0-0	0.0-0	0.0-0
@ Colorado	0-0-0	0.0-0	0.0-0
Northern Illinois	1-1-2	0.0-0	0.0-0
Louisiana Tech	1-0-1	0.0-0	0.0-0
Michigan	0-3-3	0.0-0	0.0-0
@ Illinois	0-2-2	0.5-0	0.0-0
Northwestern	0-0-0	0.0-0	0.0-0
Purdue	1-0-1	0.0-0	0.0-0
@ Michigan St.	0-0-0	0.0-0	0.0-0
Maryland			
@ Wisconsin			
Iowa			

CAREER TACKLE STATS

YEAR	G/S	UT	AT	TT	TFL-YD	SCK-YD
2021*^	4/0	1	0	1	0.0-0	0.0-0
2022*	12/0	0	2	2	0.0-0	0.0-0
2023	9/0	3	6	9	0.5-0	0.0-0
TOTAL	25/0	4	8	12	0.5-0	0.0-0

*at Florida; ^Redshirt season

CAREER MISCELLANEOUS STATS

YEAR	FF	FR	PBU	INT	QBH	BLK
2021	0	0	0	0	0	0
2022	0	0	0	0	0	0
2023	0	0	1	0	0	0
TOTAL	0	0	1	0	0	0

*at Florida; ^Redshirt season

CAREER HIGHS

Tackles	3 vs. Michigan (2023)
TFLs	0.5 at Illinois (2023)
Sacks	none
Breakups	1 at Illinois (2023)

*at Florida



OMAR BROWN

#12

**6-1 | 200 | SR. | DB
MINNEAPOLIS, MINN.**

CAREER HONORS (2019-21: FCS UNI)

- First-Team FCS All-American (2019, Phil Steele)
- Third-Team FCS All-American (2019, AP)
- FCS Defensive Freshman of the Year (2019)
- FCS All-America Sophomore Team (2021)
- First-Team All-Missouri Valley [MVFC] (2019)
- 2-Time Honorable-Mention All-MVFC
- FCS Defensive Player of the Week (2019)
- MVFC Defensive Player of the Week (2019)
- MVFC Freshman of the Week (2019)
- Nebraska Scholar-Athlete Honor Roll (Spring 2022)

CAREER NOTES

- Spent three seasons at FCS Northern Iowa (2019-21) and is in his second season at NU
- Started 29 games at UNI, totaling 140 tackles, 9.0 TFLs, 13 breakups and eight interceptions

CAREER SUPERLATIVES

- Double-Digit Tackle Games: 1 (at UNI)

ACTIVE FBS CAREER RANKINGS

- Interceptions: 8th (9)*
*includes stats from FCS Northern Iowa

SEASON HIGHLIGHTS

- Has played in every game with five starts and ranks 3rd on the team with 40 tackles
- Made his first start as a Husker and 30th career start at Minnesota
- Tied for the team lead with seven tackles and intercepted his first pass as a Husker
- His seven tackles in the opener were two more than he made in 12 games in 2022
- Recorded five solo tackles at Colorado with his first TFL as a Husker and a pass breakup
- Made two tackles against Northern Illinois
- Recorded eight tackles - his highest total as a Husker - against Louisiana Tech with a forced fumble
- Had seven tackles with a half tackle for loss against No. 2 Michigan
- Totaled three tackles against Illinois
- Recorded two tackles vs. Northwestern
- Started against Purdue and had four tackles with a career-high 1.5 TFLs
- Made two tackles at Michigan State

GAME-BY-GAME

OPPONENT	UT-AT-TT	TFL-YD	PBU	INT
@ Minnesota	5-2-7	0.0-0	0	1
@ Colorado	5-0-5	1.0-1	1	0
Northern Illinois	1-1-2	0.0-0	0	0
Louisiana Tech	7-1-8	0.0-0	0	0
Michigan	4-3-7	0.5-2	0	0
@ Illinois	1-2-3	0.0-0	0	0
Northwestern	1-1-2	0.0-0	0	0
Purdue	3-1-4	1.5-4	0	0
@ Michigan St.	1-1-2	0.0-0	0	0
Maryland				
@ Wisconsin				
Iowa				

CAREER TACKLE STATS

YEAR	G/S	UT	AT	TT	TFL-YD	SCK-YD
2019*	15/15	46	31	77	4.0-11	0.0-0
2020*	7/7	19	11	30	2.0-7	0.0-0
2021*	7/7	24	9	33	3.0-7	0.0-0
2022	12/0	1	4	5	0.0-0	0.0-0
2023	9/5	28	12	40	3.0-7	0.0-0
TOTAL	50/34	118	67	185	12.0-32	0.0-0

*at FCS Northern Iowa
Note: 2020 season played in the spring of 2021

CAREER MISCELLANEOUS STATS

YEAR	FF	FR	PBU	INT	QBH	BLK
2019*	0	3	5	6	0	0
2020*	0	0	5	1	0	1
2021*	1	0	3	1	0	0
2022	0	0	0	0	0	0
2023	1	0	1	1	0	0
TOTAL	2	3	14	9	0	1

*at FCS Northern Iowa

CAREER HIGHS

Tackles	11 at Iowa State (2019)*
TFLs	1.5 vs. Purdue (2023)
Sacks	none
Breakups	3 at Western Illinois (2020)*
Interceptions	2 at Illinois State (2019)*
Blocked Field Goal	1 at Western Illinois (2020)*

*at FCS Northern Iowa



MARQUES BUFORD JR. #24

**5-11 | 190 | JR. | DB
DeSOTO, TEXAS**

CAREER HONORS

- Academic All-Big Ten (2022)
- 2-Time Nebraska Scholar-Athlete Honor Roll

CAREER NOTES

- Suffered a major knee injury in November of 2022 that kept him out of action for nearly one year

SEASON HIGHLIGHTS

- Missed the first nine games of the season while continuing to recover from a 2022 season-ending injury
- Made his season debut at Michigan State and recorded two solo tackles

GAME-BY-GAME

OPPONENT	UT-AT-TT	TFL-YD	PBU	INT
@ Minnesota	-Did Not Play-			
@ Colorado	-Did Not Play-			
Northern Illinois	-Did Not Play-			
Louisiana Tech	-Did Not Play-			
Michigan	-Did Not Play-			
@ Illinois	-Did Not Play-			
Northwestern	-Did Not Play-			
Purdue	-Did Not Play-			
@ Michigan St.	2-0-2	0.0-0	0	0
Maryland				
@ Wisconsin				
Iowa				

CAREER TACKLE STATS

YEAR	G/S	UT	AT	TT	TFL-YD	SCK-YD
2021	12/0	1	2	3	0.0-0	0.0-0
2022	11/11	36	23	59	2.5-3	0.0-0
2023	1/0	2	0	2	0.0-0	0.0-0
TOTAL	24/11	39	25	64	2.5-3	0.0-0

CAREER MISCELLANEOUS STATS

YEAR	FF	FR	PBU	INT	QBH	BLK
2021	0	0	0	0	0	0
2022	1	0	3	2	1	0
2023	0	0	0	0	0	0
TOTAL	1	0	3	2	1	0

CAREER HIGHS

Tackles	8 vs. Minnesota (2022)
TFLs	1.0 twice
Sacks	none
Breakups	1 three times
Interceptions	2 vs. Georgia Southern (2022)



ALEX BULLOCK #84

6-2 | 205 | SO. | WR
OMAHA, NEB.

CAREER HONORS

- Academic All-Big Ten (2022)
- 3-Time Nebraska Scholar-Athlete Honor Roll

CAREER NOTES

- Former walk-on who was placed on scholarship during fall camp

PERSONAL NOTES

- His brother John is a Husker linebacker who also went from walk-on to scholarship player and the duo are the first brothers to start a game on different sides of the ball (1 on offense, 1 on defense) for Nebraska since 1987

SEASON HIGHLIGHTS

- Has played in every game with six starts
- Led NU with three catches for 56 yards at Minnesota, including a 34-yard touchdown
- Made his first career start at Colorado
- Started and had a 33-yard catch vs. Northern Illinois
- Caught a 14-yard pass against Louisiana Tech and had a 22-yard kickoff return
- Had two catches for 16 yards at Illinois, including a reception on a 4th-and-5 play that kept alive a Husker touchdown drive
- Caught a 15-yard pass against Northwestern
- Had three catches for 37 yards at Michigan State, tying his career high in receptions

GAME-BY-GAME

OPPONENT	REC.	YDS	TD	LONG
@ Minnesota	3	56	1	34
@ Colorado	0	0	0	-
Northern Illinois	1	33	0	33
Louisiana Tech	1	14	0	14
Michigan	0	0	0	-
@ Illinois	2	16	0	10
Northwestern	1	15	0	15
Purdue	0	0	0	-
@ Michigan St.	3	37	0	25
Maryland				
@ Wisconsin				
Iowa				

CAREER RECEIVING STATS

YEAR	G/S	REC.	YDS	Y/R	Y/G	TD
2021						
						Redshirt
2022	2/0	0	0	0.0	0.0	0
2023	9/6	11	171	15.5	19.0	1
TOTAL	11/6	11	171	15.5	15.5	1

KICK RETURNS: 1 ret., 22 yds, 0 TDs

PUNT RETURNS: 2 ret., 0 yds, 0 TDs

CAREER HIGHS

Receptions	3 twice
Receiving Yards	56 at Minnesota (2023)
Receiving Touchdowns	1 at Minnesota (2023)
Long Reception	34 at Minnesota [TD] (2023)



JOHN BULLOCK #5

6-0 | 220 | JR. | LB
OMAHA, NEB.

CAREER HONORS

- 3-Time Nebraska Scholar-Athlete Honor Roll

CAREER NOTES

- Former walk-on who was placed on scholarship in the 2023 spring season

PERSONAL NOTES

- His brother Alex is a Husker wide receiver who also went from walk-on to scholarship player
- He and his brother both started at Colorado, marking the first time since 1987 that Nebraska had brothers start the same game on different sides of the ball (1 on offense, 1 on defense)

SEASON HIGHLIGHTS

- One of 10 Huskers to earn a single-digit number as one of the team's "toughest" players
- Has started every game
- Ranks 2nd on the team with 42 tackles after entering the year with six career tackles
- Made his first career start at Minnesota and had six tackles with his first career pass breakup
- Had five tackles at Colorado
- Made three tackles against Northern Illinois
- Recorded a career-high eight tackles vs. Louisiana Tech with his first career TFL
- Made two tackles against No. 2 Michigan
- Totaled six tackles at Illinois with his first career sack and a pass breakup
- Had three tackles vs. Northwestern with 1.0 TFL and a half sack
- Totaled seven tackles against Purdue
- Had two tackles at Michigan State

GAME-BY-GAME

OPPONENT	UT-AT-TT	TFL-YD	SACK-YD
@ Minnesota	3-3-6	0.0-0	0.0-0
@ Colorado	4-1-5	0.0-0	0.0-0
Northern Illinois	2-1-3	0.0-0	0.0-0
Louisiana Tech	3-5-8	0.5-1	0.0-0
Michigan	0-2-2	0.0-0	0.0-0
@ Illinois	4-2-6	1.0-4	1.0-4
Northwestern	1-2-3	1.0-4	0.5-3
Purdue	5-2-7	0.0-0	0.0-0
@ Michigan St.	0-2-2	0.0-0	0.0-0
Maryland			
@ Wisconsin			
Iowa			

CAREER TACKLE STATS

YEAR	G/S	UT	AT	TT	TFL-YD	SCK-YD
2019						
						Redshirt
2020						Did Not Play
2021	12/0	2	3	5	0.0-0	0.0-0
2022	10/0	1	0	1	0.0-0	0.0-0
2023	9/9	22	20	42	2.5-9	1.5-7
TOTAL	31/9	25	23	48	2.5-9	1.5-7

CAREER MISCELLANEOUS STATS

YEAR	FF	FR	PBU	INT	QBH	BLK
2020	0	0	0	0	0	0
2021	0	0	0	0	0	0
2022	0	0	0	0	0	0
2023	0	0	2	0	1	0
TOTAL	0	0	2	0	1	0

CAREER HIGHS

Tackles	8 vs. Louisiana Tech (2023)
TFLs	1.0 twice
Sacks	1.0 at Illinois (2023)
Breakups	1 twice



BRIAN BUSCHINI #18

6-1 | 225 | JR. | P
HELENA, MONT.

CAREER HONORS (2020-21: FCS MONTANA)

- FCS Punter of the Year (2021)
- FCS First-Team All-American (2021)
- First-Team All-Big Sky (2021)
- Campbell Trophy Semifinalist (2023)
- Nebraska Scholar-Athlete Honor Roll (Spring 2022)

2023 WATCH LIST

- Ray Guy Award

PERSONAL NOTES

- Married his wife Kellie in 2021
- Is only Nebraska's fourth all-time letterwinner from Montana and the first since 1995
- Switched his jersey number from No. 95 to No. 18 in honor of former Husker Brook Berringer
- Earned his degree in criminal justice

CAREER NOTES

- Spent three seasons at Montana (2019-21), where he was the 2021 FCS Punter of the Year
- Ranked 3rd in the FCS in punting average in 2021 with a school-record average of 46.0
- Has placed 35 percent of his career punts inside the opponent's 20-yard line (66 of 186)
- 30 percent of his career punts have covered at least 50 yards (55 of 186)
- His 44.0-yard average in 2022 was the eighth-highest average in Nebraska history

ACTIVE FBS CAREER RANKINGS

- Punting Average: 15th (44.1)*

*includes stats from FCS Montana

SEASON HIGHLIGHTS

- Has started every game at punter
- Placed all three of his punts inside the 20-yard line at Minnesota while averaging 47.7 yards per punt
- Had a 60-yard punt against the Gophers
- Also had one kickoff at Minnesota, which was returned to only the 19-yard line
- Punted four times at Colorado and had a touchback on his lone kickoff
- Averaged 42.8 yards on six punts against Northern Illinois
- Kicked off three times against NIU with two touchbacks
- Placed five of his six punts against Louisiana Tech inside the 20-yard line
- Averaged 45.7 yards per punt against Michigan despite kicking into the wind each time
- Punted four times at Illinois, placing one punt inside the 20-yard line
- Placed four of his seven punts against Northwestern inside the 20-yard line
- Had two punts longer than 50 yards and placed two of his five punts inside the 20 vs. Purdue

BUSCHINI GAME-BY-GAME

OPPONENT	NO.	AVG	I20	LONG
@ Minnesota	3	47.7	3	60
@ Colorado	4	35.0	0	46
Northern Illinois	6	42.8	1	48
Louisiana Tech	6	45.3	5	58
Michigan	3	45.7	0	50
@ Illinois	4	33.8	1	40
Northwestern	7	41.0	4	55
Purdue	5	45.6	2	59
@ Michigan St.	5	35.4	1	45
Maryland				
@ Wisconsin				
Iowa				

CAREER PUNTING STATS

YEAR	NO.	AVG	LG	TB	I20	50+	BLK
2019*							
							Redshirt
2020*	6	43.3	52	0	5	5	0
2021*	69	46.0	62	4	30	28	0
2022	68	44.0	74	6	14	16	0
2023	43	41.3	60	1	17	6	0
TOTAL	186	44.1	74	11	66	55	0

*at FCS Montana

Note: 2020 season played in the spring of 2021

KICKOFFS: 104 att., 39 touchbacks

CAREER HIGHS

Punts	8 vs. Indiana (2022)
Average	55.5 vs. Minnesota (2022)
Inside 20	5 vs. Louisiana Tech (2023)
50-Yard Punts	5 vs. Minnesota (2022)
Long Punt	74 vs. Wisconsin (2022)



JIMARI BUTLER #10

6-5 | 245 | SO. | DL
MOBILE, ALA.

CAREER HONORS

- Nebraska Scholar-Athlete Honor Roll (Fall 2022)

SEASON HIGHLIGHTS

- Has played in seven games with four straight starts
- Has set career highs with 24 tackles, 6.0 TFLs and 4.5 sacks
- Leads NU in sacks and is 2nd in TFLs
- Missed the Minnesota game due to injury
- Had two solo tackles at Colorado, including a 10-yard sack for his first career sack
- Recorded a nine-yard sack vs. Northern Illinois
- Totaled four tackles against No. 2 Michigan
- Had three tackles, 1.5 TFLs and 1.0 sack at Illinois
- Made a career-high six tackles with 1.5 TFLs and 1.0 sack vs. Northwestern
- Had a sack for the 3rd straight game vs. Purdue
- Totaled five tackles at Michigan State, one shy of his career high

BUTLER GAME-BY-GAME

OPPONENT	UT-AT-TT	TFL-YD	SACK-YD
@ Minnesota	-Did Not Play-		
@ Colorado	2-0-2	1.0-10	1.0-10
Northern Illinois	1-0-1	1.0-9	1.0-9
Louisiana Tech	0-0-0	0.0-0	0.0-0
Michigan	2-2-4	0.0-0	0.0-0
@ Illinois	2-1-3	1.5-3	1.0-1
Northwestern	1-5-6	1.5-12	1.0-11
Purdue	1-2-3	1.0-8	0.5-6
@ Michigan St.	2-3-5	0.0-0	0.0-0
Maryland			
@ Wisconsin			
Iowa			



MALACHI COLEMAN #15

6-4 | 190 | FR. | WR
LINCOLN, NEB.

CAREER NOTES

- Was ranked as the No. 60 overall recruit in the country

SEASON HIGHLIGHTS

- Has played in eight games with three starts as a true freshman
- Made his first career start against Louisiana Tech
- Recorded his first career reception with a five-yard grab at Illinois
- Started against Northwestern and caught a 44-yard touchdown pass for his first career TD
- Started at Michigan State and caught a career-high two passes totaling 39 yards

GAME-BY-GAME

OPPONENT	REC.	YDS	TD	LONG
@ Minnesota	0	0	0	-
@ Colorado	0	0	0	-
Northern Illinois	0	0	0	-
Louisiana Tech	0	0	0	-
Michigan	-Did Not Play-			
@ Illinois	1	5	0	5
Northwestern	1	44	1	44
Purdue	0	0	0	-
@ Michigan St.	2	39	0	30
Maryland				
@ Wisconsin				
Iowa				



J Aidyn DOSS #85

5-11 | 190 | FR. | WR
RAYMORE, MO.

PERSONAL NOTES

- Nebraska's first high school signee from Missouri since 2017

SEASON HIGHLIGHTS

- Dealt with injuries early in the season that limited his availability, but has played in four games as a true freshman
- Made his debut at Illinois
- Recorded his first career reception with a 4-yard grab against Northwestern
- Caught a 16-yard pass against Purdue

GAME-BY-GAME

OPPONENT	REC.	YDS	TD	LONG
@ Minnesota	-Did Not Play-			
@ Colorado	-Did Not Play-			
Northern Illinois	-Did Not Play-			
Louisiana Tech	-Did Not Play-			
Michigan	-Did Not Play-			
@ Illinois	0	0	0	-
Northwestern	1	4	0	4
Purdue	1	16	0	16
@ Michigan St.	0	0	0	-
Maryland				
@ Wisconsin				
Iowa				

CAREER TACKLE STATS

YEAR	G/S	UT	AT	TT	TFL-YD	SCK-YD
2020	Did Not Play					
2021*	2/0	0	0	0	0.0-0	0.0-0
2022	12/0	5	4	9	1.5-1	0.0-0
2023	8/4	11	13	24	6.0-42	4.5-37
TOTAL	22/4	16	17	33	7.5-43	4.5-37

*Redshirt season

CAREER MISCELLANEOUS STATS

YEAR	FF	FR	PBU	INT	QBH	BLK
2020	0	0	0	0	0	0
2021*	0	0	0	0	0	0
2022	0	0	1	0	0	0
2023	0	0	0	0	1	0
TOTAL	0	0	1	0	1	0

*Redshirt season

CAREER HIGHS

Tackles	6 vs. Northwestern (2023)
TFLs	1.5 twice
Sacks	1.0 four times
Breakups	1 vs. Indiana (2022)

CAREER RECEIVING STATS

YEAR	G/S	REC.	YDS	Y/R	Y/G	TD
2023	8/3	4	88	22.0	11.0	1

CAREER HIGHS

Receptions	2 at Michigan St. (2023)
Receiving Yards	44 vs. Northwestern (2023)
Receiving Touchdowns	1 vs. Northwestern (2023)
Long Reception	44 [TD] at Northwestern (2023)

CAREER RECEIVING STATS

YEAR	G/S	REC.	YDS	Y/R	Y/G	TD
2023	4/0	2	20	10.0	5.0	0

CAREER HIGHS

Receptions	1 twice
Receiving Yards	16 vs. Purdue (2023)
Receiving Touchdowns	none
Long Reception	16 vs. Purdue (2023)



JUSTIN EVANS-JENKINS #51

6-1 | 315 | R-FR. | OL
EAST ORANGE, N.J.

CAREER HONORS

- Nebraska Scholar-Athlete Honor Roll (Fall 2022)

SEASON HIGHLIGHTS

- Has played in every game with three starts
- Made his Husker debut by starting at Minnesota when Nebraska opened with six offensive linemen
- Saw his most extensive action at center against Northwestern
- Started at center against Purdue
- Started at left guard at Michigan State

CAREER STATS

- **Games:** 9 (9 in 2023)
- **Starts:** 3 (3 in 2023)



THOMAS FIDONE II #24

6-6 | 250 | SO. | TE
COUNCIL BLUFFS, IOWA

CAREER HONORS

- Academic All-Big Ten (2022)
- 5-Time Nebraska Scholar-Athlete Honor Roll

CAREER NOTES

- Has suffered two major knee injuries which limited his availability in his first two seasons at Nebraska after he was the nation's No. 1 tight end in the 2021 recruiting class

SEASON HIGHLIGHTS

- Has played in every game with six starts
- Has four of NU's eight touchdown receptions
- His four TD catches are the most by a Husker tight end since 2010
- Leads the team with 216 receiving yards and ranks 2nd with 19 receptions
- Made his first career start at Minnesota
- Caught his first two career passes for 13 yards at Colorado, including a four-yard touchdown on the game's final play
- Set career highs with four catches and 42 receiving yards against Northern Illinois
- Had a career-long 20-yard reception against the Huskies to go along with a 16-yard touchdown catch
- Caught a 29-yard touchdown pass against Louisiana Tech
- Became the first Husker tight end with a touchdown catch in three consecutive games since Kyler Reed in 2010
- Had two catches for 31 yards vs. No. 2 Michigan
- Caught three passes for 42 yards at Illinois, tying his career high in receiving yards
- Made three catches for 18 yards against Northwestern
- Caught a 1-yard touchdown pass vs. Purdue
- Started and made three receptions for a career-high 43 yards at Michigan State

GAME-BY-GAME

OPPONENT	REC.	YDS	TD	LONG
@ Minnesota	0	0	0	-
@ Colorado	2	13	1	9
Northern Illinois	4	42	1	20
Louisiana Tech	1	29	1	29
Michigan	2	31	0	17
@ Illinois	3	42	0	12
Northwestern	3	18	0	10
Purdue	1	1	1	1
@ Michigan St.	3	43	0	27
Maryland				
@ Wisconsin				
Iowa				

CAREER RECEIVING STATS

YEAR	G/S	REC.	YDS	Y/R	Y/G	TD
2021*	1/0	0	0	0.0	0.0	0
2022						Did Not Play
2023	9/6	19	219	11.5	24.3	4
TOTAL	10/6	19	219	11.5	21.9	4

*Redshirt season

CAREER HIGHS

Receptions	4 vs. Northern Illinois (2023)
Receiving Yards	43 at Michigan St. (2023)
Receiving Touchdowns	1 four times
Long Reception	29 [TD] vs. La. Tech (2023)



JOSHUA FLEEKE

#11

6-0 | 205 | SR. | RB
DALLAS, TEXAS

CAREER HONORS

- Nebraska Scholar-Athlete Honor Roll (Spring 2023)

PERSONAL NOTES

- Earned his degree in health, kinesiology and leisure studies from Baylor

CAREER NOTES

- First-year transfer who played five seasons at Baylor (2018-22), including two years under Coach Rhule

SEASON HIGHLIGHTS

- Spent the first month of the season at wide receiver before moving to running back
- Had a 4-yard catch against Northern Illinois
- Had his first carry against No. 2 Michigan, running for a 74-yard touchdown
- Was the first player to rush for a touchdown 70 yards or longer against the Wolverines since Wisconsin's Jonathan Taylor in 2019
- Also had a two-yard reception vs. Michigan
- Had a one-yard carry at Illinois
- Carried a career-high three times against Northwestern, including a 10-yard rush
- Had three more carries against Purdue, gaining 19 yards with a long rush of 16 yards
- Also caught two passes for 24 yards against the Boilermakers
- Made his first start as a Husker at Michigan State and had a career-high four carries for 19 yards with a 3-yard reception

RUSHING GAME-BY-GAME

OPPONENT	ATT.	YDS	TD	LONG
@ Minnesota	-Did Not Play-			
@ Colorado	0	0	0	-
Northern Illinois	0	0	0	-
Louisiana Tech	-Did Not Play-			
Michigan	1	74	1	74
@ Illinois	1	1	0	1
Northwestern	3	4	0	10
Purdue	3	19	0	16
@ Michigan St.	4	19	0	8
Maryland				
@ Wisconsin				
Iowa				

CAREER RUSHING STATS						
YEAR	G/S	ATT.	YDS	Y/A	Y/G	TD
2018*	12/1	9	16	1.8	1.3	1
2019*	14/1	9	27	3.0	1.9	1
2020*	8/0	5	7	1.4	0.9	0
2021*	9/1	3	11	3.7	1.2	0
2022*^	3/0	3	27	9.0	9.0	0
2023	7/1	12	117	9.8	16.7	1
TOTAL	53/4	41	205	5.0	3.9	3

*at Baylor; ^Redshirt season

CAREER RECEIVING STATS						
YEAR	G/S	REC.	YDS	Y/R	Y/G	TD
2018*	12/1	14	126	9.0	10.5	1
2019*	14/1	25	262	10.5	18.7	1
2020*	8/0	21	181	8.6	22.6	1
2021*	9/1	7	89	12.7	11.1	0
2022*^	3/0	2	49	24.5	16.3	0
2023	7/1	5	33	6.6	4.7	0
TOTAL	53/4	74	740	10.0	14.0	3

*at Baylor; ^Redshirt season

RUSHING: 34 att., 182 yds, 3 TDs
KICKOFF RETURNS: 41 ret., 776 yds, 0 TDs

CAREER HIGHS	
Receptions	6 twice*
Receiving Yards	126 at Oklahoma St. (2019)*
Receiving Touchdowns	1 three times*
Long Reception	64 at Oklahoma St. [TD] (2019)*
Rushing Attempts	4 at Michigan St. (2023)
Rushing Yards	74 vs. Michigan (2023)
Rushing Touchdowns	1 three times
Long Rush	74 [TD] vs. Michigan (2023)
Kickoff Returns	5 vs. Duke (2018)*
Kickoff Return Yards	97 vs. Texas Tech (2019)*

*at Baylor



MIKAI GBAYOR

#42

6-2 | 230 | SO. | LB
IRVINGTON, N.J.

CAREER HONORS

- 3-Time Nebraska Scholar-Athlete Honor Roll

SEASON HIGHLIGHTS

- Has played in every game with three starts
- Made his Husker debut at Minnesota and had a solo tackle on kickoff coverage
- Started at linebacker at Colorado and had a career-high six tackles, including his first career tackle for loss
- Had one tackle and one quarterback hurry against Northern Illinois
- Recorded five tackles against No. 2 Michigan
- Had a nine-yard tackle for loss at Illinois
- Made one tackle against Northwestern and Purdue
- Totaled three tackles at Michigan State, including a half sack that was his first career sack

GAME-BY-GAME

OPPONENT	UT-AT-TT	TFL-YD	SACK-YD
@ Minnesota	1-0-1	0.0-0	0.0-0
@ Colorado	5-1-6	1.0-3	0.0-0
Northern Illinois	1-0-1	0.0-0	0.0-0
Louisiana Tech	0-0-0	0.0-0	0.0-0
Michigan	1-4-5	0.0-0	0.0-0
@ Illinois	1-0-1	1.0-9	0.0-0
Northwestern	0-1-1	0.0-0	0.0-0
Purdue	0-1-1	0.0-0	0.0-0
@ Michigan St.	2-1-3	0.5-3	0.5-3
Maryland			
@ Wisconsin			
Iowa			

CAREER TACKLE STATS						
YEAR	G/S	UT	AT	TT	TFL-YD	SCK-YD
2021	Redshirt					
2022	Did Not Play					
2023	9/3	11	8	19	2.5-15	0.5-3
TOTAL	9/3	11	8	19	2.5-15	0.5-3

CAREER MISCELLANEOUS STATS						
YEAR	FF	FR	PBU	INT	QBH	BLK
2021	Redshirt					
2022	Did Not Play					
2023	0	0	0	0	1	0
TOTAL	0	0	0	0	1	0

CAREER HIGHS	
Tackles	6 at Colorado (2023)
TFLs	1.0 twice
Sacks	0.5 at Michigan St. (2023)
Breakups	none



ISAAC GIFFORD

#2

6-1 | 205 | JR. | DB
LINCOLN, NEB.

CAREER HONORS

- 2-Time Academic All-Big Ten
- 7-Time Nebraska Scholar-Athlete Honor Roll

PERSONAL NOTES

- His brother Luke was a Husker linebacker (2014-18) who currently plays for the Tennessee Titans

CAREER SUPERLATIVES

- Double-Digit Tackle Games: 2

SEASON HIGHLIGHTS

- One of 10 Huskers to earn a single-digit number as one of the team's "toughest" players
- Has started every game
- Leads Nebraska with 60 tackles and a career-high seven pass breakups
- Made five tackles at Minnesota with a five-yard TFL and a pass breakup
- Had eight tackles at Colorado, all solo stops
- Recorded three tackles and a pass breakup against Northern Illinois
- Had seven tackles, a pass breakup and his first career interception against Louisiana Tech
- Recorded his 100th career tackle against the Bulldogs
- Totaled seven tackles vs. No. 2 Michigan
- Tied his season high with eight tackles at Illinois with a half TFL
- Also broke up a career-high three passes against the Illini
- Totaled seven tackles against Northwestern with 1.0 TFL and a half sack
- Recorded 10 tackles against Purdue, his second career double-digit tackle effort
- Also tied his career high with 2.0 TFLs against Purdue and had one pass breakup
- Had five tackles with a 3-yard TFL at Michigan State

GAME-BY-GAME

OPPONENT	UT-AT-TT	TFL-YD	PBU	INT
@ Minnesota	3-2-5	1.0-5	1	0
@ Colorado	8-0-8	0.0-0	0	0
Northern Illinois	1-2-3	0.0-0	1	0
Louisiana Tech	2-5-7	0.5-1	1	1
Michigan	5-2-7	0.0-0	0	0
@ Illinois	4-4-8	0.5-1	3	0
Northwestern	3-4-7	1.0-1	0	0
Purdue	4-6-10	2.0-6	1	0
@ Michigan St.	1-4-5	1.0-3	0	0
Maryland				
@ Wisconsin				
Iowa				

CAREER TACKLE STATS

YEAR	G/S	UT	AT	TT	TFL-YD	SCK-YD
2020	8/0	2	2	4	0.0-0	0.0-0
2021	12/0	4	3	7	0.0-0	0.0-0
2022	12/10	43	27	70	5.0-18	1.0-7
2023	9/9	31	29	60	6.0-17	0.5-1
TOTAL	41/19	80	61	141	11.0-35	1.5-8

CAREER MISCELLANEOUS STATS

YEAR	FF	FR	PBU	INT	QBH	BLK
2020	0	0	0	0	0	0
2021	0	0	1	0	0	0
2022	0	0	3	0	2	0
2023	0	0	7	1	0	0
TOTAL	0	0	11	1	2	0

CAREER HIGHS

Tackles	11 vs. Georgia Southern (2022)
TFLs	2.0 twice
Sacks	1.0 vs. Illinois (2022)
Breakups	3 at Illinois (2023)
Interceptions	1 vs. La. Tech (2023)



ANTHONY GRANT

#23

5-11 | 205 | SR. | RB
BUFORD, GA.

CAREER HONORS

- Honorable-Mention All-Big Ten (2022)
- B1G Co-Offensive Player of the Week (9/5/22)
- Nebraska Scholar-Athlete Honor Roll (Spring 2022)

2023 WATCH LIST

- Senior Bowl

CAREER SUPERLATIVES

- 100-Yard Rushing Games: 6
- Games with Multiple Rushing Touchdowns: 2

CAREER NOTES

- Began his career at Florida State (2018-19) before playing at New Mexico Military Institute (2020-21)
- Has six 100-yard rushing games in 15 starts as a Husker

SEASON HIGHLIGHTS

- Has played in eight games with three starts
- Leads Nebraska's running backs and ranks 2nd on the team with 85 carries, 355 rushing yards and three rushing touchdowns
- Led Nebraska's running backs with nine carries at Minnesota while rushing for 27 yards
- Had seven carries for 46 yards with an 11-yard touchdown run against Northern Illinois
- Started against Louisiana Tech and had 135 rushing yards and one touchdown on 22 carries with a 2-yard catch
- Marked his sixth career 100-yard rushing game
- Topped 1,000 career rushing yards against Louisiana Tech, becoming the 68th Husker to rush for 1,000 yards
- Started against No. 2 Michigan and had 16 rushing yards and four receiving yards
- Had 20 carries for 56 yards at Illinois with a 1-yard touchdown
- Posted six carries for 22 yards vs. Northwestern
- Gained 18 yards on six carries against Purdue
- Started at Michigan State and had nine carries for 35 yards

GRANT GAME-BY-GAME

OPPONENT	ATT.	YDS	TD	LONG
@ Minnesota	9	27	0	9
@ Colorado	-Did Not Play-			
Northern Illinois	7	46	1	11
Louisiana Tech	22	135	1	34
Michigan	6	16	0	6
@ Illinois	20	56	1	12
Northwestern	6	22	0	11
Purdue	6	18	0	6
@ Michigan St.	9	35	0	16
Maryland				
@ Wisconsin				
Iowa				

CAREER RUSHING STATS

YEAR	G/S	ATT.	NET	Y/A	Y/G	TD
2018*	12/0	5	0	0.0	0.0	0
2019*	Redshirt					
2020	New Mexico Military Institute					
2021	New Mexico Military Institute					
2022	12/12	218	915	4.2	76.3	6
2023	8/3	85	355	4.2	44.4	3
TOTAL	32/15	308	1,270	4.1	39.7	9

*at Florida State

RECEIVING: 21 rec., 119 yds, 0 TDs

KICKOFF RETURNS: 14 ret., 294 yds, 0 TDs

CAREER HIGHS

Rushing Attempts	32 vs. Indiana (2022)
Rushing Yards	189 vs. North Dakota (2022)
Rushing Touchdowns	2 twice
Long Rush	46 twice (both TDs)
Receptions	6 at Rutgers (2022)
Receiving Yards	34 at Rutgers (2022)
Receiving Touchdowns	none
Long Reception	16 vs. Northwestern (2022)
Kickoff Returns	4 vs. Samford (2018)*
Kickoff Return Yards	101 vs. Samford (2018)*
Long Kickoff Return	30 vs. Wake Forest (2018)*

*at Florida State



BLAISE GUNNERSON #97

**6-6 | 265 | SO. | DL
CARROLL, IOWA**

CAREER HONORS

- Academic All-Big Ten (2021)
- 6-Time Nebraska Scholar-Athlete Honor Roll

PERSONAL NOTES

- Earned his degree in supply chain management

SEASON HIGHLIGHTS

- Has played in every game with four starts
- Has set career highs with eight tackles, 1.0 TFL, 1.0 sack and one pass breakup
- Made his first career start at Minnesota and recorded a career-high four tackles, including a career-high 1.0 tackle for loss
- Picked up his first career sack in the fourth quarter at Minnesota
- Had his first career quarterback hurry at Colorado
- Started and tied his career high with four tackles against Louisiana Tech with his first career pass breakup
- Made his fourth start against No. 2 Michigan
- Did not have a tackle at Illinois but did block the first punt of his career
- Had a two-yard half tackle for loss vs. Purdue

GAME-BY-GAME

OPPONENT	UT-AT-TT	TFL-YD	SACK-YD
@ Minnesota	2-2-4	1.0-1	1.0-1
@ Colorado	0-0-0	0.0-0	0.0-0
Northern Illinois	0-0-0	0.0-0	0.0-0
Louisiana Tech	1-3-4	0.0-0	0.0-0
Michigan	0-0-0	0.0-0	0.0-0
@ Illinois	0-0-0	0.0-0	0.0-0
Northwestern	0-0-0	0.0-0	0.0-0
Purdue	0-1-1	0.5-2	0.0-0
@ Michigan St.	0-0-0	0.0-0	0.0-0
Maryland			
@ Wisconsin			
Iowa			

CAREER TACKLE STATS

YEAR	G/S	UT	AT	TT	TFL-YD	SCK-YD
2020	Did Not Play					
2021*	3/0	0	3	3	0.5-2	0.0-0
2022	12/0	1	4	5	0.0-0	0.0-0
2023	9/4	3	6	9	1.5-3	1.0-1
TOTAL	24/4	4	13	17	2.0-5	1.0-1

*redshirt season

CAREER MISCELLANEOUS STATS

YEAR	FF	FR	PBU	INT	QBH	BLK
2020*	0	0	0	0	0	0
2021	0	0	0	0	0	0
2022	0	0	0	0	0	0
2023	0	0	1	0	1	1
TOTAL	0	0	1	0	1	1

*redshirt season

CAREER HIGHS

Tackles	4 twice
TFLs	1.0 at Minnesota (2023)
Sacks	1.0 at Minnesota (2023)
Breakups	1 vs. La. Tech (2023)
Blocked Punt	1 at Illinois (2023)



HEINRICH HAABERGER #10

6-5 | 215 | SO. | QB
KEARNEY, NEB.

CAREER HONORS

- Academic All-Big Ten (2022)
- 4-Time Nebraska Scholar-Athlete Honor Roll

PERSONAL NOTES

- His father, Rod, was a walk-on fullback at Nebraska in the early 1990s

2023 TOP-25 FBS RANKINGS

- Rushing Yards by a QB: 12th (477)

2023 TOP-3 BIG TEN RANKINGS

- Passing Yards Per Completion: 3rd (12.7)

SEASON HIGHLIGHTS

- Has played in every game (eight at quarterback) with seven consecutive starts at quarterback
- Is 5-2 in his five starts at quarterback
- Leads Nebraska in both passing yards (967) and rushing yards (477)
- Also leads the Huskers in rushing touchdowns (5) and passing touchdowns (7)
- Caught a 10-yard pass at Minnesota
- Quarterbacked the final two-and-a-half drives at Colorado, including a 57-yard touchdown drive
- Completed 2-of-6 passes for 13 yards and one touchdown while rushing twice for 17 yards
- Made his first start against Northern Illinois and accounted for 256 yards of total offense and three touchdowns
- Threw for 158 yards and two scores and rushed for 98 yards and one touchdown
- Accounted for 264 total yards and two touchdowns against Louisiana Tech
- Rushed for 157 yards - with a 72-yard touchdown - which tied for the most rushing yards by a Husker quarterback since 2012
- Threw for a career-high 199 yards against No. 2 Michigan, the highest total against the Wolverines in their first five games
- Also had a 2-yard reception against Michigan, catching his own deflected pass
- Threw for 154 yards and rushed for 82 yards and one touchdown at Illinois
- Accounted for 157 total yards and two touchdowns vs. Northwestern with a 44-yard touchdown pass
- Tied his career high with two touchdown passes against Purdue, including a career-long 73-yard touchdown
- Had 129 passing yards at Michigan State and had a 43-yard carry and a 5-yard touchdown run

PASSING GAME-BY-GAME

OPPONENT	COMP-ATT	YDS	TD	INT
@ Minnesota	0-0	0	0	0
@ Colorado	2-6	13	1	0
Northern Illinois	14-24	158	2	0
Louisiana Tech	8-17	107	1	0
Michigan	14-25	199	0	1
@ Illinois	12-24	154	0	1
Northwestern	8-17	85	1	2
Purdue	6-11	122	2	0
@ Michigan St.	12-28	129	0	2
Maryland				
@ Wisconsin				
Iowa				

RUSHING GAME-BY-GAME

OPPONENT	ATT.	YDS	TD	LONG
@ Minnesota	0	0	0	0
@ Colorado	2	17	0	10
Northern Illinois	21	98	1	20
Louisiana Tech	19	157	1	72
Michigan	9	-2	0	16
@ Illinois	18	82	1	25
Northwestern	16	72	1	20
Purdue	19	22	0	15
@ Michigan St.	14	37	1	43
Maryland				
@ Wisconsin				
Iowa				

TOTAL OFFENSE GAME-BY-GAME

OPPONENT	ATT.	RUSH	PASS	TOTAL
@ Minnesota	0	0	0	0
@ Colorado	8	17	13	30
Northern Illinois	45	98	158	256
Louisiana Tech	36	157	107	264
Michigan	34	-2	199	197
@ Illinois	42	82	154	236
Northwestern	33	72	85	157
Purdue	30	22	122	144
@ Michigan St.	42	37	129	166
Maryland				
@ Wisconsin				
Iowa				

CAREER PASSING STATS

YEAR	G/S	CMP-ATT	PCT	YDS	TD	INT
2021						
Redshirt						
2022						
Did Not Play						
2023	9/7	76-152	50.0	967	7	6
TOTAL	9/7	76-152	50.0	967	7	6

RECEIVING: 2 rec., 12 yds, 0 TDs

TOTAL OFFENSE: 198 att., 1,140 yds, 9 TDs

CAREER RUSHING STATS

YEAR	G/S	ATT.	NET	Y/A	Y/G	TD
2021						
Redshirt						
2022						
Did Not Play						
2023	9/7	118	483	4.1	53.7	5
TOTAL	9/7	118	483	4.1	53.7	5

CAREER PASSING HIGHS


Attempts	28 at Michigan St. (2023)
Completions	14 twice
Yards	199 vs. Michigan (2023)
Touchdowns	2 twice
Long Pass	73 [TD] vs. Purdue (2023)

CAREER RUSHING HIGHS

Attempts	21 vs. Northern Illinois (2023)
Yards	157 vs. Louisiana Tech (2023)
Touchdowns	1 five times
Long Rush	72 [TD] vs. La. Tech (2023)

CAREER TOTAL OFFENSE HIGHS

Attempts	45 vs. Northern Illinois (2023)
Yards	264 vs. La. Tech (2023)
Total Touchdowns	3 vs. No. Illinois (2023)



MALCOLM HARTZOG #13

5-9 | 175 | SO. | DB
SILVER CREEK, MISS.

CAREER HONORS

- B1G Freshman of the Week (10/3/22)
- 2-Time Nebraska Scholar-Athlete Honor Roll

CAREER NOTES

- Started eight games as a true freshman in 2022, becoming NU's first true freshman starter at cornerback since 2016
- Has started 17 consecutive games

PERSONAL NOTES

- Was the first Mississippi native to sign with Nebraska out of high school since Brandon Jackson in 2004

SEASON HIGHLIGHTS

- Has started every game with six starts at cornerback and three starts at safety
- Has set career highs with 35 tackles, 1.5 TFLs and six pass breakups
- Made four tackles at Minnesota with one TFL and a pass breakup, tying his career high in TFLs and breakups and his then-career-high in tackles
- Totaled a career-high six tackles at Colorado
- Recorded four tackles against Northern Illinois
- Had two tackles, a half tackle for loss and a pass breakup against Louisiana Tech
- Made four tackles and had a pass breakup against No. 2 Michigan
- Started at safety at Illinois and again had four tackles and a pass breakup
- Made another start at safety vs. Northwestern and had five tackles and a pass breakup
- Started at cornerback vs. Purdue and had two tackles
- Started at safety against Michigan State and made four solo tackles and broke up a pass

GAME-BY-GAME

OPPONENT	UT-AT-TT	TFL-YD	PBU	INT
@ Minnesota	3-1-4	1.0-2	1	0
@ Colorado	5-1-6	0.0-0	0	0
Northern Illinois	2-2-4	0.0-0	0	0
Louisiana Tech	1-1-2	0.5-1	1	0
Michigan	1-3-4	0.0-0	1	0
@ Illinois	2-2-4	0.0-0	1	0
Northwestern	4-1-5	0.0-0	1	0
Purdue	1-1-2	0.0-0	0	0
@ Michigan St.	4-0-4	0.0-0	1	0
Maryland				
@ Wisconsin				
Iowa				

CAREER TACKLE STATS

YEAR	G/S	UT	AT	TT	TFL-YD	SCK-YD
2022	12/8	12	10	22	1.0-2	0.0-0
2023	9/9	23	12	35	1.5-3	0.0-0
TOTAL	21/17	35	22	57	2.5-5	0.0-0

CAREER MISCELLANEOUS STATS

YEAR	FF	FR	PBU	INT	QBH	BLK
2022	0	0	2	3	0	0
2023	0	0	6	0	0	0
TOTAL	0	0	8	3	0	0

CAREER HIGHS

Tackles	6 at Colorado (2023)
TFLs	1.0 twice
Sacks	none
Breakups	1 eight times
Interceptions	1 three times
Punt Return TD	1 vs. Indiana [blocked] (2022)



TY HAHN #17

6-2 | 200 | SO. | WR
JOHNSON, NEB.

CAREER HONORS

- 2-Time Academic All-Big Ten
- 5-Time Nebraska Scholar-Athlete Honor Roll

SEASON HIGHLIGHTS

- Has played in every game, seeing time as a wide receiver and key special teams member
- Had a tackle on punt coverage vs. Michigan
- Caught the first pass of his career with a 21-yard reception at Illinois
- Made a tackle on kickoff coverage against Northwestern
- Had an 8-yard catch against Purdue
- Made a 5-yard grab at Michigan State

GAME-BY-GAME

OPPONENT	REC.	YDS	TD	LONG
@ Minnesota	0	0	0	-
@ Colorado	0	0	0	-
Northern Illinois	0	0	0	-
Louisiana Tech	0	0	0	-
Michigan	0	0	0	-
@ Illinois	1	21	0	21
Northwestern	0	0	0	0
Purdue	1	8	0	8
@ Michigan St.	1	5	0	5
Maryland				
@ Wisconsin				
Iowa				

CAREER RECEIVING STATS

YEAR	G/S	REC.	YDS	Y/R	Y/G	TD
2020		Did Not Play				
2021*	4/0	0	0.0	0.0	0.0	0
2022	11/0	0	0.0	0.0	0.0	0
2023	9/0	3	34	11.3	3.8	0
TOTAL	24/0	3	34	11.3	1.4	0

*Redshirt season

CAREER HIGHS

Receptions	1 three times
Receiving Yards	21 at Illinois (2023)
Receiving Touchdowns	none
Long Reception	21 at Illinois (2023)



**NICK
HENRICH**

#3

6-3 | 235 | JR. | LB
OMAHA, NEB.

CAREER HONORS

- Team Captain (2022)
- 2-Time Academic All-Big Ten
- 7-Time Nebraska Scholar-Athlete Honor Roll

CAREER NOTES

- Earned his degree in psychology
- Is returning from a season-ending injury in 2022 suffered at Purdue

CAREER SUPERLATIVES

- Double-Digit Tackle Games: 4

SEASON HIGHLIGHTS

- One of 10 Huskers to earn a single-digit number as one of the team's "toughest" players
- Has played in eight games with two starts
- Missed the opener at Minnesota due to injury
- Returned at Colorado and had three tackles, including a career-high 2.0 sacks
- Made two tackles against Northern Illinois
- Had five tackles against Louisiana Tech
- Had a game-high nine tackles and posted his first career pass breakup in a start vs. Michigan
- Started at Illinois and had five tackles with 1.0 tackle for loss and one quarterback hurry
- Recorded three tackles against Purdue
- Made five tackles at Michigan State

GAME-BY-GAME

OPPONENT	UT-AT-TT	TFL-YD	SACK-YD
@ Minnesota		-Did Not Play-	
@ Colorado	3-0-3	2.0-15	2.0-15
Northern Illinois	1-1-2	0.0-0	0.0-0
Louisiana Tech	2-3-5	0.0-0	0.0-0
Michigan	5-4-9	0.0-0	0.0-0
@ Illinois	2-3-5	1.0-1	0.0-0
Northwestern	0-0-0	0.0-0	0.0-0
Purdue	2-1-3	0.0-0	0.0-0
@ Michigan St.	0-5-5	0.0-0	0.0-0
Maryland			
@ Wisconsin			
Iowa			

CAREER TACKLE STATS

YEAR	G/S	UT	AT	TT	TFL-YD	SCK-YD
2019*	1/0	0	0	0	0-0	0.0-0
2020	7/1	8	19	27	0.5-1	0.0-0
2021	12/12	39	60	99	3.5-8	0.5-3
2022	5/5	15	22	37	2.0-2	0.0-0
2023	8/2	15	17	32	3.0-16	2.0-15
TOTAL	33/20	77	118	195	9.0-27	2.5-18

*redshirt season

CAREER MISCELLANEOUS STATS

YEAR	FF	FR	PBU	INT	QBH	BLK
2019*	0	0	0	0	0	0
2020	0	0	0	0	2	0
2021	0	0	0	0	3	0
2022	0	0	0	0	1	0
2023	0	0	1	0	1	0
TOTAL	0	0	1	0	7	0

*redshirt season

CAREER HIGHS

Tackles	15 vs. Michigan (2021)
TFLs	2.0 at Colorado (2023)
Sacks	2.0 at Colorado (2023)
Breakups	1 vs. Michigan (2023)



**TOMMI
HILL**

#31

6-0 | 195 | JR. | DB
ORLANDO, FLA.

CAREER HONORS

- Nebraska Scholar-Athlete Honor Roll (Spring 2023)

CAREER NOTES

- Spent his freshman year (2021) at Arizona State
- Started the first five games of Nebraska's 2022 season at cornerback before switching to wide receiver
- Switched back to defensive back in the spring

2023 TOP-25 FBS RANKING

- Interceptions: 25th (3)

SEASON HIGHLIGHTS

- Has been a two-way player, seeing action in the secondary and at wide receiver
- Has four starts on defense (Michigan, Illinois, Northwestern and Michigan State) and one start on offense (Louisiana Tech), marking the second straight season he has earned starts on both offense and defense
- Saw action on defense and offense at Minnesota, making three tackles
- Had one tackle at Colorado
- Recorded one tackle and one pass breakup against Northern Illinois and had one carry and one target on a deep pass
- Again played both ways against Louisiana Tech with his most snaps at wide receiver, where he was targeted on one pass but did not have a catch
- Saw extensive action in the secondary vs. No. 2 Michigan and had two tackles
- Also had two kickoff returns for 42 yards against the Wolverines
- Started at cornerback at Illinois and had two solo tackles and a pass breakup
- Also had a 10-yard fumble return that set up a Husker field goal
- Returned one kickoff for 22 yards against the Illini
- Started at corner vs. Northwestern and had one tackle, one pass breakup and his first career interception.
- Also returned two kickoffs for 55 yards, including a career-long 36-yard return
- Had a career-high two interceptions against Purdue and knocked down a pass on a 2-point conversion attempt
- Had three solo tackles and a pass breakup in a start at cornerback at Michigan State

HILL GAME-BY-GAME

OPPONENT	UT-AT-TT	TFL-YD	PBU	INT
@ Minnesota	2-1-3	0.0-0	0	0
@ Colorado	1-0-1	0.0-0	0	0
Northern Illinois	0-1-1	0.0-0	1	0
Louisiana Tech	0-0-0	0.0-0	0	0
Michigan	0-2-2	0.0-0	0	0
@ Illinois	2-0-2	0.0-0	1	0
Northwestern	0-1-1	0.0-0	1	1
Purdue	0-0-0	0.0-0	0	2
@ Michigan St.	3-0-3	0.0-0	1	0
Maryland				
@ Wisconsin				
Iowa				

CAREER TACKLE STATS

YEAR	G/S	UT	AT	TT	TFL-YD	SCK-YD
2021*	11/0	7	2	9	0.0-0	0.0-0
2022	11/5	10	7	17	0.0-0	0.0-0
2023	9/5	5	8	13	0.0-0	0.0-0
TOTAL	31/10	22	17	39	0.0-0	0.0-0

*redshirt season

Note: Played WR in final 6 games of 2022

KICKOFF RETURNS: 21 att., 419 yds, 0 TD

RECEIVING: 0 rec., 0 yds, 0 TDs

CAREER MISCELLANEOUS STATS

YEAR	FF	FR	PBU	INT	QBH	BLK
2021*	0	0	0	0	0	0
2022	0	0	4	0	0	0
2023	0	1	4	3	0	0
TOTAL	0	1	8	3	0	0

*redshirt season

Note: Played WR in final 6 games of 2022

CAREER HIGHS

Tackles	8 vs. Georgia Southern (2022)
TFLs	none
Sacks	none
Breakups	2 vs. Georgia Southern (2022)
Interceptions	2 vs. Purdue (2023)
Kickoff Returns	4 at Purdue (2022)
Kickoff Return Yards	91 at Purdue (2022)
Kickoff Return Touchdowns	none
Long Kickoff Return	36 vs. Northwestern (2023)



NASH
HUTMACHER #0

6-4 | 330 | JR. | DL
OACOMA, S.D.

CAREER HONORS

- 2-Time Academic All-Big Ten (2021)
- 6-Time Nebraska Scholar-Athlete Honor Roll

CAREER NOTES

- Was a four-time state champion wrestler with a 166-0 record at Chamberlain High School
- Won each of his final 73 matches by pin, the second-longest pin streak in the history of high school wrestling
- Won two national titles as a high school wrestler

SEASON HIGHLIGHTS

- One of 10 Huskers to earn a single-digit number as one of the team's "toughest" players
- Has started every game and set career highs with 29 tackles, 6.5 TFLs and 4.0 sacks
- Leads the team with 6.5 TFLs and is 2nd with 4.0 sacks
- Recorded four tackles with his first career sack at Minnesota
- Set career highs with six tackles and 2.5 tackles for loss against Northern Illinois
- Made two tackles against Louisiana Tech
- Had three tackles and a hurry vs. No. 2 Michigan
- Totaled four tackles at Illinois
- Set career highs with seven tackles, 2.5 TFLs and 2.5 sacks against Northwestern
- Had three tackles, a half TFL and his first career pass breakup at Michigan State

GAME-BY-GAME

OPPONENT	UT-AT-TT	TFL-YD	SACK-YD
@ Minnesota	1-3-4	1.0-8	1.0-8
@ Colorado	0-0-0	0.0-0	0.0-0
Northern Illinois	3-3-6	2.5-8	0.5-5
Louisiana Tech	0-2-2	0.0-0	0.0-0
Michigan	0-3-3	0.0-0	0.0-0
@ Illinois	1-3-4	0.0-0	0.0-0
Northwestern	2-5-7	2.5-16	2.5-16
Purdue	0-0-0	0.0-0	0.0-0
@ Michigan St.	2-1-3	0.5-2	0.0-0
Maryland			
@ Wisconsin			
Iowa			

CAREER TACKLE STATS

YEAR	G/S	UT	AT	TT	TFL-YD	SCK-YD
2020*	1/0	0	0	0	0.0-0	0.0-0
2021	11/0	0	0	0	0.0-0	0.0-0
2022	12/2	5	10	15	0.5-1	0.0-0
2023	9/9	9	20	29	6.5-34	4.0-29
TOTAL	33/11	14	30	44	7.0-35	4.0-29

*redshirt season

CAREER MISCELLANEOUS STATS

YEAR	FF	FR	PBU	INT	QBH	BLK
2020*	0	0	0	0	0	0
2021	0	0	0	0	0	0
2022	0	0	0	0	0	0
2023	0	0	1	0	2	0
TOTAL	0	0	1	0	2	0

*redshirt season

CAREER HIGHS

Tackles	7 vs. Northwestern (2023)
TFLs	2.5 twice
Sacks	2.5 vs. Northwestern (2023)
Breakups	1 at Michigan St. (2023)



ELIJAH JEUDY #16

6-3 | 280 | SO. | DL
PHILADELPHIA, PA.

CAREER HONORS

- Nebraska Scholar-Athlete Honor Roll (Spring 2023)

CAREER NOTES

- First-year transfer who spent two seasons at Texas A&M (2021-22)
- Played in three games and made one tackle with the Aggies

SEASON HIGHLIGHTS

- Has played in every game
- Recorded his first tackle as a Husker at Colorado
- Had a career-high two tackles vs. Louisiana Tech
- Made one solo tackle against No. 2 Michigan
- Had two solo tackles against Northwestern with his first career TFL
- Blocked a field goal against Purdue that resulted in a 68-yard return for a touchdown

GAME-BY-GAME

OPPONENT	UT-AT-TT	TFL-YD	SACK-YD
@ Minnesota	0-0-0	0.0-0	0.0-0
@ Colorado	1-0-1	0.0-0	0.0-0
Northern Illinois	0-0-0	0.0-0	0.0-0
Louisiana Tech	2-0-2	0.0-0	0.0-0
Michigan	1-0-1	0.0-0	0.0-0
@ Illinois	0-0-0	0.0-0	0.0-0
Northwestern	2-0-2	1.0-3	0.0-0
Purdue	0-0-0	0.0-0	0.0-0
@ Michigan St.	0-0-0	0.0-0	0.0-0
Maryland			
@ Wisconsin			
Iowa			

CAREER TACKLE STATS

YEAR	G/S	UT	AT	TT	TFL-YD	SCK-YD
2021 ^{^*}	1/0	1	0	1	0.0-0	0.0-0
2022 [^]	2/0	0	0	0	0.0-0	0.0-0
2023	9/0	3	3	6	1.0-3	0.0-0
TOTAL	12/0	4	3	7	1.0-3	0.0-0

[^]at Texas A&M; ^{*}redshirt season

CAREER MISCELLANEOUS STATS

YEAR	FF	FR	PBU	INT	QBH	BLK
2021 ^{^*}	0	0	0	0	0	0
2022 [^]	0	0	0	0	0	0
2023	0	0	0	0	0	0
TOTAL	0	0	0	0	0	0

[^]at Texas A&M; ^{*}redshirt season

CAREER HIGHS

Tackles	2 twice
TFLs	1.0 vs. Northwestern (2023)
Sacks	none
Breakups	none
Blocked Field Goal	1 vs. Purdue (2023)



EMMETT JOHNSON #21

5-11 | 190 | R-FR. | RB
MINNEAPOLIS, MINN.

CAREER HONORS

- 2-Time Nebraska Scholar-Athlete Honor Roll

SEASON HIGHLIGHTS

- Has played in every game with three starts
- Returned one kickoff for 15 yards at Minnesota
- Had the first two carries of his career against Louisiana Tech, rushing for six yards
- Carried twice for nine yards against No. 2 Michigan and caught two passes for 20 yards, the first two receptions of his career
- Made his first career start at Illinois and had seven carries and 29 rushing yards
- Started against Northwestern and had 12 carries and 73 rushing yards
- Started against Purdue and set career highs in rushing attempts and yards for the third straight game with 13 carries for 76 yards, including a 28-yard touchdown run for his first career TD
- Had 13 carries for 57 yards at Michigan State with a 4-yard touchdown while catching a 6-yard pass

RUSHING GAME-BY-GAME

OPPONENT	ATT.	YDS	TD	LONG
@ Minnesota	0	0	0	-
Colorado	0	0	0	-
Northern Illinois	0	0	0	-
Louisiana Tech	2	6	0	3
Michigan	2	9	0	6
@ Illinois	7	29	0	12
Northwestern	12	73	0	24
Purdue	13	76	1	28
@ Michigan St.	13	57	1	11
Maryland				
@ Wisconsin				
Iowa				

CAREER RUSHING STATS

YEAR	G/S	ATT.	NET	Y/A	Y/G	TD
2022 [*]	4/0	0	0	0.0	0.0	0
2023	9/3	49	250	5.1	27.8	2
TOTAL	13/3	49	250	5.1	19.2	2

^{*}redshirt season

RECEIVING: 3 rec., 26 yds, 0 TDs

KICKOFF RETURNS: 1 ret., 15 yds, 0 TDs

CAREER HIGHS

Rushing Yards	76 vs. Purdue (2023)
Rushing TDs	1 twice
Long Rush	28 [TD] vs. Purdue (2023)
Kickoff Returns	1 at Minnesota (2023)
Kickoff Return Yards	15 at Minnesota (2023)
Kickoff Return Touchdowns	none
Long Kickoff Return	15 at Minnesota (2023)



BILLY KEMP IV #1

5-9 | 180 | SR. | WR
RICHMOND, VA.

CAREER HONORS

- Third-Team All-ACC (2021 at Virginia)
- Honorable-Mention All-ACC (2020 at Virginia)
- Nebraska Scholar-Athlete Honor Roll (Spring 2023)

ACTIVE FBS CAREER RANKINGS

- Receptions: 11th (213)

CAREER SUPERLATIVES

- 100-Yard Receiving Games: 2
- Games with Multiple Receiving TDs: 1

CAREER NOTES

- First-year graduate transfer from Virginia
- Played in 50 games with 25 starts at Virginia
- Ranked 4th in Virginia history with 192 receptions and 10th with 1,774 receiving yards
- Was granted an extra season of eligibility due to a shooting on the Virginia campus that cut the Cavaliers' 2022 season short

SEASON HIGHLIGHTS

- One of 10 Huskers to earn a single-digit number as one of the team's "toughest" players
- Has played in eight games with two starts
- Leads Nebraska in receptions (21) and receiving yards (216)
- 121 of his 216 receiving yards (56 percent) have come after the catch
- Did not have a catch in his debut at Minnesota but returned two punts for eight yards
- Caught five passes for 57 yards at Colorado, with 26 of his 57 yards coming after the catch
- Made his first start at Nebraska against Northern Illinois and caught three passes for 13 yards, including a 10-yard touchdown
- Led Nebraska with five catches and 62 receiving yards against Louisiana Tech
- Also scored on a 10-yard rushing touchdown, his first career rushing touchdown
- Had four catches for 61 yards against No. 2 Michigan, with 38 yards coming after the catch
- Made three catches for 26 yards at Illinois, with 22 yards coming after the catch
- Had one catch against Northwestern before suffering an injury
- Returned at Michigan State but was limited to punt return duties but did not have a return

ACTIVE FBS RECEPTIONS LEADERS

RK.	PLAYER (SCHOOL)	REC.
1.	Jacob Cowing (Arizona)	295
2.	Smoke Harris (La. Tech)	291
3.	Joshua Cephus (UTSA)	286
4.	Zakhari Franklin (Ole Miss)	266
5.	Jalon Calhoun (Duke)	234
6.	Malachi Corley (Western Ky.)	233
7.	Sam Pinckney (Coastal Carolina)	232
8.	LaJohntay Wester (Florida Atlantic)	231
9.	Tory Horton (Colorado State)	220
10.	Khaleb Hood (Georgia Southern)	218
11.	Billy Kemp IV (Nebraska)	213

RECEIVING GAME-BY-GAME

OPPONENT	REC.	YDS	TD	LONG
@ Minnesota	0	0	0	-
@ Colorado	5	57	0	21
Northern Illinois	3	13	1	10
Louisiana Tech	5	62	0	22
Michigan	4	61	0	34
@ Illinois	3	26	0	11
Northwestern	1	-3	0	-3
Purdue	-Did Not Play-			
@ Michigan St.	0	0	0	-
Maryland				
@ Wisconsin				
Iowa				

CAREER RECEIVING STATS

YEAR	G/S	REC.	YDS	Y/R	Y/G	TD
2018*	8/0	0	0	0.0	0.0	0
2019*	13/2	35	289	8.3	22.2	1
2020*	10/9	67	644	9.6	64.4	1
2021*	12/10	74	725	9.8	60.4	6
2022*	7/4	16	116	7.3	16.6	0
2023	8/2	21	216	10.3	27.0	1
TOTAL	58/27	213	1,990	9.3	34.3	9

*at Virginia

RUSHING: 11 att., 48 yds, 1 TD

PUNT RETURNS: 68 ret., 386 yds, 0 TDs

KICKOFF RETURNS: 8 ret., 158 yds, 0 TDs

CAREER HIGHS

Receptions	10 twice*
Receiving Yards	106 at North Carolina (2021)*
Receiving Touchdowns	2 at UNC (2021)*
Long Reception	32 at North Carolina (2021)*
Punt Returns	4 five times*
Punt Return Yards	67 vs. William & Mary (2021)*
Punt Return Touchdowns	none
Long Punt Return	22 vs. William & Mary (2021)*
Kickoff Returns	2 three times*
Kickoff Return Yards	44 twice*
Kickoff Return Touchdowns	none
Long Kickoff Return	26 vs. Georgia Tech (2021)*

*at Virginia



CAMERON LENHARDT #11

6-3 | 250 | FR. | DL
STATEN ISLAND, N.Y.

CAREER NOTES

- First true freshman defensive lineman to start a Nebraska season opener in the modern era
- Is just the 2nd true freshman defensive lineman to start a game for Nebraska in the modern era (Maliek Collins started the 2014 Gator Bowl at the end of his true freshman season)
- Has started 3 games as a true freshman, more than all other true freshman defensive linemen at Nebraska combined in the modern era
- 1 of 8 true freshmen to start a season opener for Nebraska in the modern era (not counting punters and kickers)

SEASON HIGHLIGHTS

- Has played in seven games with three starts
- Earned the start as a true freshman in the opener at Minnesota and made three tackles
- Had three tackles at Colorado, including 2.0 sacks
- Was the first Husker true freshman to have multiple sacks in a game since Barry Turner in 2005
- Was injured early in the Northern Illinois game, and the injury kept him out of the Louisiana Tech and Michigan games
- Returned to play at Illinois
- Tied his career high with three tackles against Northwestern with a 4-yard tackle for loss
- Had one tackle against Purdue
- Made a career-high four tackles at Michigan State, including 1.5 TFLs and 1.0 sack

GAME-BY-GAME

OPPONENT	UT-AT-TT	TFL-YD	SACK-YD
@ Minnesota	2-1-3	0.0-0	0.0-0
@ Colorado	3-0-3	2.0-9	2.0-9
Northern Illinois	0-0-0	0.0-0	0.0-0
Louisiana Tech	-Did Not Play-		
Michigan	-Did Not Play-		
@ Illinois	0-0-0	0.0-0	0.0-0
Northwestern	3-0-3	1.0-4	0.0-0
Purdue	0-1-1	0.0-0	0.0-0
@ Michigan St.	1-3-4	1.5-8	1.0-8
Maryland			
@ Wisconsin			
Iowa			

CAREER TACKLE STATS

YEAR	G/S	UT	AT	TT	TFL-YD	SCK-YD
2023	7/3	9	5	14	4.5-21	3.0-17

CAREER MISCELLANEOUS STATS

YEAR	FF	FR	PBU	INT	QBH	BLK
2023	0	0	0	0	0	0

CAREER HIGHS

Tackles	4 at Michigan St. (2023)
TFLs	2.0 at Colorado (2023)
Sacks	2.0 at Colorado (2023)
Breakups	none



JAYLEN LLOYD #19

5-10 | 160 | FR. | WR
OMAHA, NEB.

SEASON HIGHLIGHTS

- Has played in seven games as a true freshman
- Played in the season opener at Minnesota as a true freshman and had a nine-yard rush
- Caught his first career pass with a 19-yard reception against No. 2 Michigan
- Caught a 73-yard touchdown pass vs. Purdue for his first career TD
- Made one catch and had a 6-yard carry at Michigan State

GAME-BY-GAME

OPPONENT	REC.	YDS	TD	LONG
@ Minnesota	0	0	0	-
@ Colorado	-Did Not Play-			
Northern Illinois	-Did Not Play-			
Louisiana Tech	0	0	0	-
Michigan	1	19	0	19
@ Illinois	0	0	0	-
Northwestern	0	0	0	-
Purdue	1	73	1	73
@ Michigan St.	1	-4	0	-4
Maryland				
@ Wisconsin				
Iowa				

CAREER RECEIVING STATS

YEAR	G/S	REC.	YDS	Y/R	Y/G	TD
2023	7/0	3	88	29.3	12.6	1

RUSHING: 3 att., 16 yds, 0 TDs

CAREER HIGHS

Receptions	1 three times
Receiving Yards	73 vs. Purdue (2023)
Receiving Touchdowns	1 vs. Purdue (2023)
Long Reception	73 [TD] vs. Purdue (2023)
Rushing Attempts	1 twice
Rushing Yards	9 at Minnesota (2023)
Rushing Touchdowns	none
Long Rush	9 at Minnesota (2023)



**TAMON
LYNUM**

#15

**6-2 | 185 | SO. | DB
ORLANDO, FLA.**

CAREER HONORS

- 4-Time Nebraska Scholar-Athlete Honor Roll

CAREER NOTES

- Has returned to the field after suffering a season-ending injury in the fourth game of the 2022 season

SEASON HIGHLIGHTS

- Has played in every game with one start
- Had a 12-yard strip sack at Colorado, resulting in a takeaway that led to a touchdown drive
- Recorded one solo tackle against both Northern Illinois and Louisiana Tech
- Made a career-high three tackles vs. Michigan
- Started the first game of his career against Northwestern and tied his career high with three tackles
- Made one tackle on punt coverage vs. Purdue

GAME-BY-GAME

OPPONENT	UT-AT-TT	TFL-YD	PBU	INT
@ Minnesota	0-0-0	0.0-0	0	0
@ Colorado	1-0-1	1.0-12	0	0
Northern Illinois	1-0-1	0.0-0	0	0
Louisiana Tech	1-0-1	0.0-0	0	0
Michigan	1-2-3	0.0-0	0	0
@ Illinois	0-0-0	0.0-0	0	0
Northwestern	3-0-3	0.0-0	0	0
Purdue	1-0-1	0.0-0	0	0
@ Michigan St.	0-0-0	0.0-0	0	0
Maryland				
@ Wisconsin				
Iowa				

CAREER TACKLE STATS

YEAR	G/S	UT	AT	TT	TFL-YD	SCK-YD
2020	8/0	0	0	0	0.0-0	0.0-0
2021*	2/0	0	1	1	0.0-0	0.0-0
2022	3/0	1	0	1	0.0-0	0.0-0
2023	8/1	8	2	10	1.0-12	1.0-12
TOTAL	21/1	9	3	12	1.0-12	1.0-12

*redshirt season

CAREER MISCELLANEOUS STATS

YEAR	FF	FR	PBU	INT	QBH	BLK
2021*	0	0	0	0	0	0
2022	0	0	0	0	0	0
2023	1	0	0	0	0	0
TOTAL	1	0	0	0	0	0

*redshirt season

CAREER HIGHS

Tackles	3 vs. Michigan (2023)
TFLs	1.0 at Colorado (2023)
Sacks	1.0 at Colorado (2023)
Breakups	none



**QUINTON
NEWSOME**

#6

**6-1 | 185 | SR. | DB
SUWANEE, GA.**

CAREER HONORS

- Honorable-Mention All-Big Ten (2022)
- Big Ten Special Teams Player of the Week (Oct. 30, 2023)
- Academic All-Big Ten (2022)
- 2-Time Nebraska Scholar-Athlete Honor Roll

2023 WATCH LIST

- Senior Bowl

PERSONAL NOTES

- Earned his degree in sports media and communication

CAREER SUPERLATIVES

- Double-Digit Tackle Games: 1

SEASON HIGHLIGHTS

- One of 10 Huskers to earn a single-digit number as one of the team's "toughest" players
- Has played in every game with eight starts
- Made six tackles at Minnesota
- Had four tackles and a breakup at Colorado
- Had three tackles and two breakups vs. NIU
- Made four stops with one TFL vs. Louisiana Tech
- Recorded three tackles vs. No. 2 Michigan
- Made his 30th consecutive start at Illinois and totaled five tackles with one interception, which he returned 39 yards
- Did not start against Northwestern - snapping his streak of 30 straight starts - but finished with two tackles
- Totalled five tackles and a fumble recovery against Purdue with a 68-yard blocked field goal return for a touchdown, the first blocked field goal return TD by a Husker since 2014
- He was named Big Ten Special Teams Player of the Week for his performance
- Had one tackle at Michigan State

GAME-BY-GAME

OPPONENT	UT-AT-TT	TFL-YD	PBU	INT
@ Minnesota	1-5-6	0.0-0	0	0
@ Colorado	4-0-4	0.0-0	1	0
Northern Illinois	2-1-3	0.0-0	2	0
Louisiana Tech	3-1-4	1.0-3	0	0
Michigan	0-3-3	0.0-0	0	0
@ Illinois	3-2-5	0.0-0	0	1
Northwestern	1-1-2	0.0-0	0	0
Purdue	3-2-5	0.0-0	0	0
@ Michigan St.	0-1-1	0.0-0	0	0
Maryland				
@ Wisconsin				
Iowa				

CAREER TACKLE STATS

YEAR	G/S	UT	AT	TT	TFL-YD	SCK-YD
2019	10/0	0	0	0	0.0-0	0.0-0
2020	8/1	9	2	11	0.0-0	0.0-0
2021	12/12	38	19	57	2.0-6	1.0-4
2022	12/12	27	17	44	4.0-25	2.0-20
2023	9/8	17	16	33	1.0-3	0.0-0
TOTAL	51/33	91	54	145	7.0-34	3.0-24

CAREER MISCELLANEOUS STATS

YEAR	FF	FR	PBU	INT	QBH	BLK
2019	0	0	0	0	0	0
2020	1	0	0	0	0	0
2021	0	0	4	0	0	0
2022	1	1	10	0	1	0
2023	0	1	3	1	0	0
TOTAL	2	2	17	1	1	0

CAREER HIGHS

Tackles	10 vs. Ohio St. (2021)
TFLs	2.5 vs. Illinois (2022)
Sacks	1.0 twice
Breakups	2 six times
Interceptions	1 at Illinois (2023)
Blocked FG Ret.	1 (68-yard TD vs. Purdue, 2023)



HENRY LUTOVSKY #59

6-6 | 325 | SO. | OL
CRAWFORDSVILLE, IOWA

CAREER HONORS

- 3-Time Nebraska Scholar-Athlete Honor Roll

CAREER NOTES

- Played in two games in 2021, becoming the 17th true freshman offensive lineman to play in a game in Nebraska history

SEASON HIGHLIGHTS

- Has seen action in every game with one start
- Played extensively at left guard against Northwestern following an injury to Ethan Piper
- Started at left guard the next week against Purdue

CAREER STATS

- **Games:** 23 (2 in 2021; 12 in 2022; 9 in 2023)
- **Starts:** 3 (2 in 2022; 1 in 2023)



NOURE NOUILI #63

6-4 | 315 | SR. | OL
FRANKFURT, GA.

CAREER HONORS

- 2-Time Academic All-Big Ten
- 3-Time Nebraska Scholar-Athlete Honor Roll

PERSONAL NOTES

- Originally from Frankfurt, Germany, he was an exchange student at Norris High School, 24 miles from Memorial Stadium

CAREER NOTES

- Began his career at Colorado State, spending one season with the Rams in 2019
- Played in eight games with seven starts at guard as a true freshman at CSU in 2019
- Joined Nebraska as a walk-on before being placed on scholarship

SEASON HIGHLIGHTS

- Started the first seven games at right guard
- Was injured against Northwestern and missed the Purdue game
- Returned to start at right guard at Michigan State

CAREER STATS

- **Games:** 28 (8 in 2019*; 12 in 2021; 7 in 2023)
- **Starts:** 22 (7 in 2019*; 7 in 2021; 7 in 2023)

*at Colorado State



MARCO ORTIZ #45

6-4 | 245 | SR. | LS
RICHMOND, VA.

CAREER HONORS

- Nebraska Scholar-Athlete Honor Roll (Spring 2023)

PERSONAL NOTES

- Earned his bachelor's degree in health education and behavior from Florida and is on track to earn his master's degree from Nebraska in applied sciences in December

CAREER NOTES

- First-year transfer who played in 16 games over five seasons at Florida (2018-22)


SEASON HIGHLIGHTS

- Has handled all long-snapping duties in every game

CAREER STATS

- **Games:** 25 (1 in 2019*; 1 in 2020*; 13 in 2021*; 1 in 2022*; 9 in 2023)

*at Florida



TEDDY PROCHAZKA #65

6-10 | 325 | SO. | OL
ELKHORN, NEB.

CAREER HONORS

- 2-Time Nebraska Scholar-Athlete Honor Roll

CAREER NOTES

- Suffered a season-ending injury in 2021 & 2022
- Played in five games - with two starts - in 2021 to become the 16th true freshman offensive lineman to play a game in Nebraska history
- Started at left tackle against Northwestern to become only the 2nd true freshman in the modern era of Nebraska football to start a game at left tackle, joining Turner Cororan, who started at left tackle at Rutgers in 2020
- Overall, became just the 7th true freshman offensive lineman to start a game in the modern era of Nebraska football

SEASON HIGHLIGHTS

- Sat out the first two games but has returned to play in the last seven contests
- Started at Illinois when NU opened with six offensive linemen
- Started at left tackle against Purdue and Michigan State

CAREER STATS

- **Games:** 14 (5 in 2021; 3 in 2022; 7 in 2023)
- **Starts:** 9 (2 in 2021; 4 in 2022; 3 in 2023)



CHUBBA PURDY #12

6-2 | 210 | SO. | QB
QUEEN CREEK, ARIZ.

CAREER HONORS

- 3-Time Nebraska Scholar-Athlete Honor Roll

PERSONAL NOTES

- His brother Brock was a quarterback at Iowa State (2018-21) who is with the San Francisco 49ers
- His father Shawn played baseball at Miami and had an eight-year minor league career

CAREER NOTES

- Spent two years at Florida State (2020-21) playing in four games with one start

SEASON HIGHLIGHTS

- Has seen limited action in three games
- Came in for one snap at Colorado and had an incomplete third-down pass
- Saw action at quarterback late in the fourth quarter against Northern Illinois
- Led Nebraska's final drive vs. Louisiana Tech

CAREER PASSING STATS

YEAR	G/S	CMP-ATT	PCT	YDS	TD	INT
2020*	3/1	27-53	50.9	219	2	1
2021*^	1/0	5-5	100.0	98	2	0
2022	6/2	22-48	45.8	147	0	3
2023	3/0	0-2	0.0	0	0	0
TOTAL	13/3	54-108	50.0	464	4	4

TOTAL OFFENSE: 150 att., 599 yds, 6 TDs

*at Florida State; ^redshirt season

CAREER RUSHING STATS

YEAR	G/S	ATT.	NET	Y/A	Y/G	TD
2020*	3/1	19	57	3.0	19.0	0
2021*^	1/0	1	5	5.0	5.0	0
2022	6/2	24	73	3.0	12.2	2
2023	3/0	0	0	0.0	0.0	0
TOTAL	13/3	44	135	3.1	10.4	2

*at Florida State; ^redshirt season

CAREER PASSING HIGHS

Attempts	23 at NC State (2020)*
Completions	15 at NC State (2020)*
Yards	181 at NC State (2020)*
Touchdowns	2 twice
Long Pass	69 [TD] at NC State (2020)*

*at Florida State

CAREER RUSHING HIGHS


Attempts	12 at NC State (2020)*
Yards	54 at NC State (2020)*
Touchdowns	1 vs. Oklahoma (2022)
Long Rush	21 at NC State (2020)*

*at Florida State

CAREER TOTAL OFFENSE HIGHS

Attempts	35 at NC State (2020)*
Yards	235 at NC State (2020)*
Total Touchdowns	2 twice*

*at Florida State



LUKE REIMER

#4

6-1 | 225 | SR. | LB
ASHLAND, KAN.

CAREER HONORS

- Honorable-Mention All-Big Ten (2021)
- Big Ten Defensive Player of the Week (9/13/21)
- Nebraska Linebacker of the Year (2021)
- 2-Time Academic All-Big Ten
- 5-Time Nebraska Scholar-Athlete Honor Roll

NEBRASKA RECORDS

- Tackles in a Big Ten Game (19 vs. Purdue, 2021)

NEBRASKA CAREER RANKINGS

- Tackles: 7th (275)

2023 WATCH LISTS

- Lombardi Award
- Senior Bowl

PERSONAL NOTES

- Earned his degree in business administration
- Attended North Star High School in Lincoln but grew up in Ashland, Kansas

CAREER SUPERLATIVES

- Double-Digit Tackle Games: 9

CAREER NOTES

- Joined Nebraska as a walk-on but was placed on scholarship prior to the 2020 season
- Ranked in the top 25 nationally in 2021 in tackles per game and solo tackles per game
- 1 of 13 players in school history with 250 career tackles

SEASON HIGHLIGHTS

- One of 10 Huskers to earn a single-digit number as one of the team's "toughest" players
- Has played in seven games with seven starts, missing two games due to a non-football-related illness
- Had five tackles at Minnesota, including a three-yard sack
- Totaled five more tackles at Colorado with a career-high 1.5 sacks
- Recorded two tackles and two quarterback hurries against Northern Illinois
- Made two tackles early against Louisiana Tech before suffering an injury that kept him out of the remainder of the game, including the entire second half
- Returned against Northwestern and recorded six tackles with a 2-yard sack
- Had three tackles vs. Purdue with a 5-yard TFL
- Led NU with seven tackles at Michigan State with 1.0 TFL and a half sack

ACTIVE BIG TEN TACKLE LEADERS

RK.	PLAYER (SCHOOL)	TACKLES
1.	Nick Jackson (Iowa)	426*
2.	Cal Haladay, Michigan St.	281
3.	Luke Reimer (Nebraska)	275
4.	Bryce Gallagher, Northwestern	273
5.	Tommy Eichenberg, Ohio St.	261

*includes games from previous school

NEBRASKA CAREER TACKLES

RK.	PLAYER (YEARS)	TACKLES
1.	Barrett Ruud (2001-04)	432
2.	Jerry Murtaugh (1968-70)	342
3.	Mike Brown (1996-99)	287
4.	Lavonte David (2010-11)	285
5.	Dedrick Young (2005-18)	284
6.	Lee Kunz (1976-78)	276
7.	Luke Reimer (2019-present)	275

GAME-BY-GAME

OPPONENT	UT-AT-TT	TFL-YD	SACK-YD
@ Minnesota	4-1-5	1.0-3	1.0-3
@ Colorado	4-1-5	1.5-14	1.5-14
Northern Illinois	1-1-2	0.0-0	0.0-0
Louisiana Tech	1-1-2	0.0-0	0.0-0
Michigan	-Did Not Play-		
@ Illinois	-Did Not Play-		
Northwestern	1-5-6	1.0-2	1.0-2
Purdue	3-0-3	1.0-5	0.0-0
@ Michigan St.	2-5-7	1.0-3	0.5-2
Maryland			
@ Wisconsin			
Iowa			

CAREER TACKLE STATS

YEAR	G/S	UT	AT	TT	TFL-YD	SCK-YD
2019	10/0	7	4	11	1-4	0.0-0
2020	6/5	29	11	40	5.0-18	2.0-12
2021	12/12	60	48	108	6.0-22	1.0-6
2022	10/10	38	48	86	3.5-7	1.0-4
2023	7/7	16	14	30	5.5-27	3.0-19
TOTAL	45/34	150	125	275	20.5-77	7.0-41

CAREER MISCELLANEOUS STATS

YEAR	FF	FR	PBU	INT	QBH	BLK
2019	0	1	0	0	0	0
2020	1	0	0	0	0	0
2021	3	0	6	1	3	0
2022	0	0	5	1	1	0
2023	0	0	0	0	2	0
TOTAL	4	1	11	2	6	0

CAREER HIGHS

Tackles	19 vs. Purdue (2021)
TFLs	1.5 four times
Sacks	1.5 at Colorado (2023)
Breakups	2 vs. Indiana (2022)
Interceptions	1 twice



TY ROBINSON

#9

6-6 | 310 | JR. | DL
GILBERT, ARIZ.

CAREER HONORS

- 3-Time Nebraska Scholar-Athlete Honor Roll

2023 WATCH LIST

- Senior Bowl

PERSONAL NOTES

- Earned his degree in nutrition and health sciences

SEASON HIGHLIGHTS

- One of 10 Huskers to earn a single-digit number as one of the team's "toughest" players
- Has played in every game with eight starts and leads Nebraska with eight quarterback hurries
- Started at Minnesota but was disqualified in the second half due to a targeting penalty
- Had two tackles and a quarterback hurry at Colorado after sitting out the first half
- Recorded two tackles against Northern Illinois, including a half sack
- Totaled three tackles against Louisiana Tech
- Had three tackles vs. No. 2 Michigan with a half TFL
- Finished with three tackles and a career-high three quarterback hurries at Illinois
- Had a half sack and a pass breakup against Northwestern
- Recorded one tackle with two quarterback hurries against Purdue
- Made three tackles and had a quarterback hurry at Michigan State

ROBINSON GAME-BY-GAME

OPPONENT	UT-AT-TT	TFL-YD	SACK-YD
@ Minnesota	0-0-0	0.0-0	0.0-0
@ Colorado	2-0-2	0.0-0	0.0-0
Northern Illinois	0-2-2	0.5-4	0.5-4
Louisiana Tech	1-2-3	0.0-0	0.0-0
Michigan	0-3-3	0.5-1	0.0-0
@ Illinois	0-3-3	0.0-0	0.0-0
Northwestern	0-1-1	0.5-8	0.5-8
Purdue	0-1-1	0.0-0	0.0-0
@ Michigan St.	0-3-3	0.0-0	0.0-0
Maryland			
@ Wisconsin			
Iowa			

CAREER TACKLE STATS

YEAR	G/S	UT	AT	TT	TFL-YD	SCK-YD
2019*	3/0	0	0	0	0.0-0	0.0-0
2020	8/7	5	12	17	2.0-3	0.0-0
2021	12/4	13	14	27	4.0-23	2.0-20
2022	12/12	14	10	24	4.0-17	2.0-14
2023	9/8	3	15	18	1.0-9	0.5-8
TOTAL	44/31	35	51	86	11.0-52	4.5-42

*redshirt season

CAREER MISCELLANEOUS STATS

YEAR	FF	FR	PBU	INT	QBH	BLK
2019*	0	0	0	0	0	0
2020	0	0	0	0	2	0
2021	0	0	1	0	1	0
2022	0	0	0	0	0	0
2023	0	0	2	0	8	0
TOTAL	0	0	3	0	11	0

*redshirt season

CAREER HIGHS

Tackles	6 vs. Illinois (2022)
TFLs	1.0 seven times
Sacks	1.0 four times
Breakups	1 three times



PHALEN SANFORD #37

5-11 | 195 | SR. | DB
BENKELMAN, NEB.

CAREER HONORS

- Academic All-Big Ten (2020)
- 4-Time Nebraska Scholar-Athlete Honor Roll

PERSONAL NOTES

- Earned his degree in child, youth and family studies

CAREER NOTES

- Redshirted in 2018 at Hastings College, where he also competed in track and field
- Played eight-man football in high school

TOP-3 BIG TEN RANKING

- Forced Fumbles: 2nd (2)

SEASON HIGHLIGHTS

- Has played in every game with four straight starts, the first starts of his career
- Has set a career high with 28 tackles after entering the year with 15 career tackles
- Made one tackle on punt coverage at Minnesota
- Had one tackle on defense at Colorado
- Totaled three tackles against NIU and downed a punt at the 1-yard line
- Made a tackle on kickoff coverage and punt coverage against Louisiana Tech, forcing a fumble on his punt coverage tackle
- Recorded three tackles against No. 2 Michigan
- Started at safety at Illinois to mark his first career start
- Finished with a career-high six tackles, and he forced a fumble that led to a Husker takeaway
- Started against Northwestern and had three tackles and his first career pass breakup
- Started vs. Purdue and tied his career high with six tackles, including a 3-yard TFL for his first career tackle for loss
- Had three tackles and a pass breakup at Michigan State

GAME-BY-GAME

OPPONENT	UT-AT-TT	TFL-YD	PBU	INT
@ Minnesota	0-1-1	0.0-0	0	0
@ Colorado	1-0-1	0.0-0	0	0
Northern Illinois	2-1-3	0.0-0	0	0
Louisiana Tech	2-0-2	0.0-0	0	0
Michigan	1-2-3	0.0-0	0	0
@ Illinois	3-3-6	0.0-0	0	0
Northwestern	1-2-3	0.0-0	1	0
Purdue	3-3-6	0.5-3	0	0
@ Michigan St.	2-1-3	0.0-0	1	0
Maryland				
@ Wisconsin				
Iowa				

CAREER TACKLE STATS

YEAR	G/S	UT	AT	TT	TFL-YD	SCK-YD
2018	Redshirt (at Hastings College)					
2019	-Did Not Play-					
2020	5/0	0	0	0	0.0-0	0.0-0
2021	12/0	2	1	3	0.0-0	0.0-0
2022	12/0	8	4	12	0.0-0	0.0-0
2023	9/4	15	13	28	0.5-3	0.0-0
TOTAL	38/4	25	18	43	0.5-3	0.0-0

CAREER MISCELLANEOUS STATS

YEAR	FF	FR	PBU	INT	QBH	BLK
2018	Redshirt (at Hastings College)					
2019	0	0	0	0	0	0
2020	0	0	0	0	0	0
2021	0	0	0	0	0	0
2022	0	0	0	0	0	1
2023	2	0	2	0	0	0
TOTAL	2	0	2	0	0	1

CAREER HIGHS

Tackles	6 twice
TFLs	0.5 vs. Purdue (2023)
Sacks	none
Breakups	1 twice
Blocked Punt	1 at Purdue (2022)



BEN SCOTT #66
6-5 | 305 | JR. | OL
HONOLULU, HAWAII

CAREER HONORS

- Nebraska Scholar-Athlete Honor Roll (Spring 2023)

2023 WATCH LISTS

- Rimington Trophy
- Senior Bowl

PERSONAL NOTES

- Earned his degree in biological sciences at Arizona State

CAREER NOTES

- First-year transfer who started 28 games at Arizona State from 2020-22
- Started 17 games at right tackle at ASU before his final 11 starts were at center

SEASON HIGHLIGHTS

- Has played in every game with eight starts at center
- Made his 30th career start at Colorado
- Made his 35th career start vs. Northwestern

CAREER STATS

- **Games:** 37 (4 in 2020*; 13 in 2021*; 11 in 2022*; 9 in 2023)
- **Starts:** 36 (4 in 2020*; 13 in 2021*; 11 in 2022*; 8 in 2023)

*at Arizona State



MJ SHERMAN #48
6-3 | 250 | JR. | LB
BALTIMORE, MD.

CAREER HONORS

- Nebraska Scholar-Athlete Honor Roll (Spring 2023)

CAREER NOTES

- First-year transfer who played in 39 games at Georgia from 2020-22
- Recorded 15 tackles, 1.0 TFL and 0.5 sacks as a Bulldog
- Played in every game of Georgia's 2021 & 2022 national championship seasons

SEASON HIGHLIGHTS

- Has played in every game with four starts
- Has set career highs with 15 tackles, 1.5 tackles for loss and 1.5 sacks
- Had a career-high three tackles in his Husker debut at Minnesota
- Made one solo tackle at Colorado
- Had a nine-yard sack against Northern Illinois
- Made his first career start against No. 2 Michigan and recorded two tackles
- Started his second straight game at Illinois and tied his career high with three tackles
- Started his third consecutive game against Northwestern and had one tackle
- Finished with two tackles against Purdue with a 5-yard half sack
- Started at Michigan State and finished with a pair of tackles

GAME-BY-GAME

OPPONENT	UT-AT-TT	TFL-YD	SACK-YD
@ Minnesota	2-1-3	0.0-0	0.0-0
@ Colorado	1-0-1	0.0-0	0.0-0
Northern Illinois	1-0-1	1.0-9	1.0-9
Louisiana Tech	0-0-0	0.0-0	0.0-0
Michigan	0-2-2	0.0-0	0.0-0
@ Illinois	2-1-3	0.0-0	0.0-0
Northwestern	0-1-1	0.0-0	0.0-0
Purdue	0-2-2	0.5-5	0.5-5
@ Michigan St.	1-1-2	0.0-0	0.0-0
Maryland			
@ Wisconsin			
Iowa			

CAREER TACKLE STATS

YEAR	G/S	UT	AT	TT	TFL-YD	SCK-YD
2020*	9/0	2	0	2	0.0-0	0.0-0
2021*	15/0	1	7	8	0.5-3	0.0-0
2022*	15/0	4	1	5	0.5-5	0.5-5
2023	9/4	7	8	15	1.5-14	1.5-14
TOTAL	48/4	14	16	30	2.5-22	2.0-19

*at Georgia

CAREER MISCELLANEOUS STATS

YEAR	FF	FR	PBU	INT	QBH	BLK
2020*	0	0	0	0	0	0
2021*	0	0	0	0	0	0
2022*	0	0	0	0	0	0
2023	0	0	0	0	1	0
TOTAL	0	0	0	0	1	0

*at Georgia

CAREER HIGHS

Tackles	3 twice
TFLs	1.0 vs. Northern Illinois (2023)
Sacks	1.0 vs. Northern Illinois (2023)
Breakups	none



**JEFF
SIMS**

#7

**6-4 | 220 | JR. | QB
JACKSONVILLE, FLA.**

CAREER HONORS

- 2-Time ACC Rookie of the Week (2020 at Georgia Tech)

2023 WATCH LIST

- Davey O'Brien Award

CAREER NOTES

- First-year transfer from Georgia Tech
- Started 23 games at Georgia Tech and threw for 4,464 yards and 30 touchdowns with 1,152 rushing yards and 11 scores
- 1 of 19 active FBS players with 4,000 career passing yards and 1,000 career rushing yards

SEASON HIGHLIGHTS

- Has played in four games with two starts
- Started the first two games before suffering an injury
- Accounted for 205 yards of total offense at Minnesota, rushing for a game-high 91 yards and throwing for 114 yards and one touchdown
- Had 173 total yards at Colorado before being injured, including a 57-yard touchdown run that was the longest rush of his career
- Missed the Northern Illinois game due to injury
- Returned at less than 100% against Louisiana Tech, taking one snap after Heinrich Haarberg had to sit out a play following his helmet coming off
- Saw action for one series in the fourth quarter against Purdue

PASSING GAME-BY-GAME

OPPONENT	COMP-ATT	YDS	TD	INT
@ Minnesota	11-19	114	1	3
@ Colorado	9-15	106	0	1
Northern Illinois	-Did Not Play-			
Louisiana Tech	0-0	0	0	0
Michigan	-Did Not Play-			
@ Illinois	-Did Not Play-			
Northwestern	-Did Not Play-			
Purdue	0-0	0	0	0
@ Michigan St.	-Did Not Play-			
Maryland				
@ Wisconsin				
Iowa				

RUSHING GAME-BY-GAME

OPPONENT	ATT.	YDS	TD	LONG
@ Minnesota	19	91	0	26
@ Colorado	10	67	1	57
Northern Illinois	-Did Not Play-			
Louisiana Tech	1	-2	0	-2
Michigan	-Did Not Play-			
@ Illinois	-Did Not Play-			
Northwestern	-Did Not Play-			
Purdue	2	0	0	3
@ Michigan St.	-Did Not Play-			
Maryland				
@ Wisconsin				
Iowa				

TOTAL OFFENSE GAME-BY-GAME

OPPONENT	ATT.	RUSH	PASS	TOTAL
@ Minnesota	38	91	114	205
@ Colorado	25	67	106	173
Northern Illinois	-Did Not Play-			
Louisiana Tech	1	-2	0	-2
Michigan	-Did Not Play-			
@ Illinois	-Did Not Play-			
Northwestern	-Did Not Play-			
Purdue	2	3	0	3
@ Michigan St.	-Did Not Play-			
Maryland				
@ Wisconsin				
Iowa				

CAREER SUPERLATIVES

250-Yard Passing Games	9
300-Yard Passing Games	3
300-Yard Total Offense Games	8
Games with 2+ TD Passes	9
Games with 3+ TD Passes	3
Games with 4+ TD Passes	0
Games with 2+ Total TDs	13
Games with 3+ Total TDs	7
Games with 4+ Total TDs	2

CAREER PASSING STATS

YEAR	G/S	CMP-ATT	PCT	YDS	TD	INT
2020*	10/10	141-257	54.9	1,881	13	13
2021*	7/6	113-188	60.1	1,468	12	7
2022*	7/7	110-188	58.5	1,115	5	3
2023	4/2	20-34	58.8	220	1	4
TOTAL	28/25	384-667	57.6	4,684	31	27

*at Georgia Tech

TOTAL OFFENSE: 976 att., 5,992 yds, 42 TDs

RECEIVING: 1 rec., 1 yd, 0 TDs

CAREER RUSHING STATS

YEAR	G/S	ATT.	NET	Y/A	Y/G	TD
2020*	10/10	120	492	4.1	49.2	6
2021*	7/6	70	372	5.3	53.1	4
2022*	7/7	87	288	3.3	41.1	1
2023	4/2	32	156	4.9	39.0	1
TOTAL	28/25	309	1,308	4.2	46.7	12

*at Georgia Tech

CAREER PASSING HIGHS

Attempts	44 at Virginia (2021)*
Completions	27 at Virginia (2021)*
Yards	359 vs. Pittsburgh (2021)*
Touchdowns	3 three times*
Long Pass	77 [TD] at Duke (2021)*

*at Georgia Tech

CAREER RUSHING HIGHS

Attempts	19 twice
Yards	128 vs. North Carolina (2021)*
Touchdowns	3 vs. North Carolina (2021)*
Long Rush	57 [TD] at Colorado (2023)

*at Georgia Tech

CAREER TOTAL OFFENSE HIGHS

Attempts	54 at Virginia (2021)*
Yards	397 vs. Pittsburgh (2021)*
Total Touchdowns	4 twice*

*at Georgia Tech



PRINCEWILL UMANMIELLEN #18

6-4 | 240 | FR. | LB
AUSTIN, TEXAS

CAREER HONORS

- Nebraska Scholar-Athlete Honor Roll (Spring 2023)

PERSONAL NOTES

- Has a brother, Princely, who is a defensive linemen at Florida, and a brother, Prince, who was a defensive lineman at Tarleton State

SEASON HIGHLIGHTS

- Has played in eight games as a true freshman with one start
- Had one solo tackle and a quarterback hurry in his debut at Minnesota
- Added another solo tackle at Colorado
- Had his first multi-tackle game with two stops against Northern Illinois
- Recorded one tackle against No. 2 Michigan
- Had a half tackle for loss at Illinois
- Set a career high with seven tackles, 2.0 tackles for loss and 1.0 sack against Northwestern
- Made his first career start against Purdue and recorded two tackles with a 2-yard TFL
- Missed the Michigan State game with an injury

GAME-BY-GAME

OPPONENT	UT-AT-TT	TFL-YD	SACK-YD
@ Minnesota	1-0-1	0.0-0	0.0-0
@ Colorado	1-0-1	0.0-0	0.0-0
Northern Illinois	0-2-2	0.0-0	0.0-0
Louisiana Tech	0-0-0	0.0-0	0.0-0
Michigan	0-1-1	0.0-0	0.0-0
@ Illinois	0-1-1	0.5-2	0.0-0
Northwestern	3-4-7	2.0-6	1.0-5
Purdue	2-0-2	1.0-2	0.0-0
@ Michigan St.	-Did Not Play-		
Maryland			
@ Wisconsin			
Iowa			

CAREER TACKLE STATS						
YEAR	G/S	UT	AT	TT	TFL-YD	SCK-YD
2023	8/1	7	8	15	3.5-10	1.0-5

CAREER MISCELLANEOUS STATS						
YEAR	FF	FR	PBU	INT	QBH	BLK
2023	0	0	0	0	4	0

CAREER HIGHS	
Tackles	7 vs. Northwestern (2023)
TFLs	2.0 vs. Northwestern (2023)
Sacks	1.0 vs. Northwestern (2023)
Breakups	none



RILEY VAN POPPEL #94

6-5 | 275 | FR. | DL
ARGYLE, TEXAS

PERSONAL NOTES

- His father, Todd, was a first-round pick in the 1990 MLB Draft who went on to pitch for 11 years in the majors (359 appearances, 98 starts)

SEASON HIGHLIGHTS

- Has played in eight games as a true freshman
- Recorded his first career tackle by splitting a five-yard sack at Colorado
- Made one tackle against No. 2 Michigan
- Totaled one tackle at Illinois

GAME-BY-GAME

OPPONENT	UT-AT-TT	TFL-YD	SACK-YD
@ Minnesota	-Did Not Play-		
@ Colorado	0-1-1	0.5-5	0.5-5
Northern Illinois	0-0-0	0.0-0	0.0-0
Louisiana Tech	0-0-0	0.0-0	0.0-0
Michigan	1-0-1	0.0-0	0.0-0
@ Illinois	0-1-1	0.0-0	0.0-0
Northwestern	0-0-0	0.0-0	0.0-0
Purdue	0-0-0	0.0-0	0.0-0
@ Michigan St.	0-0-0	0.0-0	0.0-0
Maryland			
@ Wisconsin			
Iowa			

CAREER TACKLE STATS						
YEAR	G/S	UT	AT	TT	TFL-YD	SCK-YD
2023	8/0	1	2	3	0.5-5	0.5-5

CAREER MISCELLANEOUS STATS						
YEAR	FF	FR	PBU	INT	QBH	BLK
2023	0	0	0	0	0	0

CAREER HIGHS	
Tackles	1 three times
TFLs	0.5 at Colorado (2023)
Sacks	0.5 at Colorado (2023)
Breakups	none



JAMES WILLIAMS #90

6-5 | 235 | SO. | DL
PARKVILLE, MO.

CAREER NOTES

- Spent one season at Iowa Western Community College before transferring to Nebraska

SEASON HIGHLIGHTS

- Has played in three games as a pass rush specialist
- Made his Husker debut against Northwestern and recorded a 5-yard sack
- Had one tackle and a quarterback hurry against Purdue
- Recorded a career-high two tackles with a 7-yard sack at Michigan State

GAME-BY-GAME

OPPONENT	UT-AT-TT	TFL-YD	SACK-YD
@ Minnesota	-	Did Not Play-	
@ Colorado	-	Did Not Play-	
Northern Illinois	-	Did Not Play-	
Louisiana Tech	-	Did Not Play-	
Michigan	-	Did Not Play-	
@ Illinois	-	Did Not Play-	
Northwestern	1-0-1	1.0-5	1.0-5
Purdue	1-0-1	0.0-0	0.0-0
@ Michigan St.	1-1-2	1.0-7	1.0-7
Maryland			
@ Wisconsin			
Iowa			



JAVIN WRIGHT #33

6-5 | 215 | JR. | LB
CHANDLER, ARIZ.

PERSONAL NOTES

- His father Toby was a two-year letterwinner for Nebraska (1992-93) before playing six seasons in the NFL
- Earned his degree in sports media and communication

SEASON HIGHLIGHTS

- Has played in every game and recorded 34 tackles after entering the year with seven career tackles
- Made four tackles at Minnesota
- Had one tackle at Colorado
- Recorded four tackles against Northern Illinois and intercepted a pass that set up a short 35-yard Nebraska touchdown drive
- Had five tackles against Louisiana Tech with his first career pass breakup
- Recorded a career-high seven tackles against No. 2 Michigan with a pass breakup for the second straight game
- Totaled four tackles at Illinois
- Made four tackles with a half tackle for loss against Northwestern
- Had five tackles at Michigan State

GAME-BY-GAME

OPPONENT	UT-AT-TT	TFL-YD	SACK-YD
@ Minnesota	3-1-4	0.0-0	0.0-0
Colorado	0-1-1	0.0-0	0.0-0
Northern Illinois	1-3-4	0.0-0	0.0-0
Louisiana Tech	2-3-5	0.0-0	0.0-0
Michigan	4-3-7	0.0-0	0.0-0
@ Illinois	2-2-4	0.0-0	0.0-0
Northwestern	0-4-4	0.5-1	0.0-0
Purdue	0-0-0	0.0-0	0.0-0
@ Michigan St.	0-5-5	0.0-0	0.0-0
Maryland			
@ Wisconsin			
Iowa			

CAREER TACKLE STATS

YEAR	G/S	UT	AT	TT	TFL-YD	SCK-YD
2019*	1/0	0	0	0	0.0-0	0.0-0
2020		Did Not Play				
2021	2/0	0	1	1	0.0-0	0.0-0
2022	10/1	4	4	8	0.0-0	0.0-0
2023	9/0	12	22	34	0.5-1	0.0-0
TOTAL	22/1	16	27	43	0.5-1	0.0-0

*redshirt season

CAREER MISCELLANEOUS STATS

YEAR	FF	FR	PBU	INT	QBH	BLK
2019*	0	0	0	0	0	0
2020		Did Not Play				
2021	0	0	0	0	0	0
2022	0	0	0	0	0	1
2023	0	0	2	1	0	0
TOTAL	0	0	2	1	0	1

*redshirt season

CAREER HIGHS

Tackles	7 vs. Michigan (2023)
TFLs	0.5 vs. Northwestern (2023)
Sacks	none
Breakups	1 twice (2023)
Interceptions	1 vs. Northern Illinois (2023)
Blocked Punts	1 vs. North Dakota (2022)

CAREER TACKLE STATS

YEAR	G/S	UT	AT	TT	TFL-YD	SCK-YD
2023	3/0	3	1	4	2.0-12	2.0-12

CAREER MISCELLANEOUS STATS

YEAR	FF	FR	PBU	INT	QBH	BLK
2023	0	0	0	0	1	0

CAREER HIGHS

Tackles	2 at Michigan St. (2023)
TFLs	1.0 twice
Sacks	1.0 twice
Breakups	none

2023 NEBRASKA TEAM STATS

Team Statistics

	NEBR	OPP
Scoring	179	169
Points per game	19.9	18.8
Points Off Turnovers	20	50
First Downs	151	147
Rushing	87	45
Passing	51	89
Penalty	13	13
Rushing Yardage	1669	695
Yards gained rushing	1954	962
Yards lost rushing	285	267
Rushing attempts	368	270
Average per rush	4.5	2.6
Average per game	185.4	77.2
TDs Rushing	14	6
Passing Yardage	1187	1990
Comp-Att-Int	96-188-10	189-316-7
Average per pass	6.3	6.3
Average per catch	12.4	10.5
Average per game	131.9	221.1
TDs Passing	8	12
Total offense	2856	2685
Total plays	556	586
Average per play	5.1	4.6
Average per game	317.3	298.3
Kick returns: #-Yards	13-302	11-185
Punt returns: #-Yards	9-24	14-98
Int returns: #-Yards	7-67	10-22
Kick return average	23.2	16.8
Punt return average	2.7	7.0
Int return average	9.6	2.2
Fumbles-Lost	26-12	12-3
Penalties-Yards	47-399	55-484
Average per game	44.3	53.8
Punts-Yards	44-1811	51-2191
Average per punt	41.2	43.0
Net punt average	37.7	40.8
Kickoffs-Yards	35-2107	36-2303
Average per kick	60.2	64.0
Net kick average	40.6	39.6
Time of possession / game	31:08	28:52
3rd-down conversion	43/114	47/135
3rd-down pct	38%	35%
4th-Down conversion	5/10	7/17

	NEBR	OPP
4th-down pct	50%	41%
Sacks by-Yards	28-191	24-164
Misc Yards	0	0
Touchdowns scored	23	19
Field goals - attempts	6-10	12-17
On-Side kicks	1-2	0-2
Red-zone scores	(17-25) 68%	(22-25) 88%
Red-zone touchdowns	(13-25) 52%	(12-25) 48%
PAT-attempts	(23-23) 100%	(15-15) 100%
2-point conversion-attempts	(0-0) 0%	(2-4) 50%
Attendance	434602	216707
Games / Avg per game	5/86920	4/54177
Neutral site games	-	0/0

Score by Periods

Team	1st	2nd	3rd	4th	OT	TOT
Nebraska	13	59	38	69	0	179
Opponents	23	54	20	72	0	169

2023 NEBRASKA TEAM RESULTS

Team Results

	Date	Opponent		Score	Overall	Conf	Time	Attend
*	08/31/2023	at Minnesota	L	10-13	0-1	0-1	3:27	53629
	09/09/2023	at Colorado	L	14-36	0-2	0-1	3:27	53241
	09/16/2023	NIU	W	35-11	1-2	0-1	3:19	86875
	09/23/2023	Louisiana Tech	W	28-14	2-2	0-1	4:13	87115
*	09/30/2023	Michigan	L	7-45	2-3	0-2	2:59	87134
*	10/06/2023	at Illinois	W	20-7	3-3	1-2	3:49	46703
*	10/21/2023	Northwestern	W	17-9	4-3	2-2	2:59	86769
*	10/28/2023	Purdue	W	31-14	5-3	3-2	3:36	86709
*	11/04/2023	at Michigan St.	L	17-20	5-4	3-3	3:24	63134

2023 NEBRASKA INDIVIDUAL STATS

Rushing

Player	gp	att	gain	loss	net	avg	td	lg	avg/g
Heinrich Haarberg	9	118	637	160	477	4.0	5	72	53.0
Anthony Grant	8	85	368	13	355	4.2	3	34	44.4
Emmett Johnson	9	49	251	1	250	5.1	2	28	27.8
Gabe Ervin Jr.	3	38	204	8	196	5.2	1	27	65.3
Jeff Sims	4	32	210	54	156	4.9	1	57	39.0
Josh Fleeks	7	12	125	8	117	9.8	1	74	16.7
Rahmir Johnson	3	12	78	13	65	5.4	0	44	21.7
Trevin Luben	2	3	29	0	29	9.7	0	18	14.5
Jaylen Lloyd	7	3	16	0	16	5.3	0	9	2.3
Billy Kemp	8	2	13	0	13	6.5	1	9	1.6
Timmy Bleekrode	2	1	10	0	10	10.0	0	10	5.0
Janiran Bonner	9	3	7	0	7	2.3	0	3	0.8
Maurice Mazzccua	1	1	6	0	6	6.0	0	6	6.0
Luke Lindenmeyer	8	1	0	2	-2	-2.0	0	0	-0.3
Tommi Hill	9	1	0	5	-5	-5.0	0	0	-0.6
Team	9	7	0	21	-21	-3.0	0	0	-2.3
Total	9	368	1954	285	1669	4.5	14	74	185.4
Opponents	9	270	962	267	695	2.6	6	39	77.2

Passing

Player	gp	effic	comp-att-int	pct	yds	td	lg	avg/g
Heinrich Haarberg	9	110.7	76-152-6	50.0	967	7	73	107.4
Jeff Sims	4	99.4	20-34-4	58.8	220	1	34	55.0
Chubba Purdy	3	0.0	0-2-0	0.0	0	0	0	0.0
Total	9	107.5	96-188-10	51.1	1187	8	73	131.9
Opponents	9	120.8	189-316-7	59.8	1990	12	66	221.1

Receiving

Player	gp	no.	yds	avg	td	lg	avg/g
Billy Kemp	8	21	216	10.3	1	34	27.0
Thomas Fidone II	9	19	219	11.5	4	29	24.3
Alex Bullock	9	11	171	15.5	1	34	19.0
Marcus Washington	6	8	176	22.0	0	56	29.3
Josh Fleeks	7	5	33	6.6	0	23	4.7
Nate Boerkircher	9	5	51	10.2	0	17	5.7
Malachi Coleman	8	4	88	22.0	1	44	11.0
Rahmir Johnson	3	3	9	3.0	0	6	3.0
Ty Hahn	9	3	34	11.3	0	21	3.8
Anthony Grant	8	3	12	4.0	0	9	1.5
Emmett Johnson	9	3	26	8.7	0	13	2.9
Jaylen Lloyd	7	3	88	29.3	1	73	12.6
Gabe Ervin Jr.	3	2	20	10.0	0	12	6.7
Heinrich Haarberg	9	2	12	6.0	0	10	1.3
Jaidyn Doss	4	2	20	10.0	0	16	5.0
Isaiah Garcia-Castaneda	1	1	7	7.0	0	7	7.0
Janiran Bonner	9	1	5	5.0	0	5	0.6
Total	9	96	1187	12.4	8	73	131.9
Opponents	9	189	1990	10.5	12	66	221.1

Punt Returns

Player	no.	yds	avg	td	lg
Billy Kemp	5	19	3.8	0	8
Ethan Nation	1	4	4.0	0	4
Alex Bullock	2	0	0.0	0	1
Tommi Hill	1	1	1.0	0	1
Total	9	24	2.7	0	8
Opponents	14	98	7.0	0	30

Interceptions

Player	no.	yds	avg	td	lg
Tommi Hill	3	13	4.3	0	7
Javin Wright	1	12	12.0	0	12
Quinton Newsome	1	39	39.0	0	39
Omar Brown	1	0	0.0	0	0
Isaac Gifford	1	3	3.0	0	3
Total	7	67	9.6	0	39
Opponents	10	22	2.2	0	14

Kick Returns

Player	no.	yds	avg	td	lg
Tommi Hill	6	144	24.0	0	36
Rahmir Johnson	3	102	34.0	0	63
Garrett Snodgrass	1	19	19.0	0	19
Alex Bullock	1	22	22.0	0	22
Emmett Johnson	1	15	15.0	0	15
Barret Liebentritt	1	0	0.0	0	0
Total	13	302	23.2	0	63
Opponents	11	185	16.8	0	25

Fumble Returns

Player	no.	yds	avg	td	lg
Tommi Hill	1	10	10.0	0	10
Quinton Newsome	1	0	0.0	0	0
Sua Lefotu	1	0	0.0	0	0
Total	3	10	3.3	0	10
Opponents	12	60	5.0	1	55

2023 INDIVIDUAL STATISTICS

Scoring

Player	td	fg	PAT					dpx	saf	pts
			kick	rush	rcv	pass				
Tristan Alvano	-	6-10	23-23	-	-	-	-	-	41	
Heinrich Haarberg	5	-	-	-	-	-	-	-	30	
Thomas Fidone II	4	-	-	-	-	-	-	-	24	
Anthony Grant	3	-	-	-	-	-	-	-	18	
Billy Kemp	2	-	-	-	-	-	-	-	12	
Emmett Johnson	2	-	-	-	-	-	-	-	12	
Josh Fleeks	1	-	-	-	-	-	-	-	6	
Quinton Newsome	1	-	-	-	-	-	-	-	6	
Jeff Sims	1	-	-	-	-	-	-	-	6	
Alex Bullock	1	-	-	-	-	-	-	-	6	
Gabe Ervin Jr.	1	-	-	-	-	-	-	-	6	
Malachi Coleman	1	-	-	-	-	-	-	-	6	
Jaylen Lloyd	1	-	-	-	-	-	-	-	6	
Total	23	6-10	23-23	0	0	0	0	0	179	
Opponents	19	12-17	15-15	0	2	2	0	0	169	

Field Goals

Player	fg	pct.	01-19	20-29	30-39	40-49	50-99	lg	blk
Tristan Alvano	6-10	60.0	0-0	2-2	2-3	1-4	1-1	55	0
Opponents	12-17	70.6	0-0	1-1	8-9	2-3	1-4	50	1

FG Sequence

Team Name	Nebraska	Opponents
Minnesota	(27)	(34),54,(47)
Purdue	(55)	37
Colorado	45	(31),(32),(30)
Louisiana Tech	41	
Michigan	40	(30)
Illinois	(31),(32),36	55
Northwestern	(47)	(45),(37),54,(25)
Michigan St.	(24)	(35),(50),44
NIU		(30)

Numbers in (parentheses) indicate field goal was made

All Purpose

Player	g	rush	rcv	pr	kr	ir	total	avg/g
Heinrich Haarberg	9	477	12	0	0	0	489	54.3
Anthony Grant	8	355	12	0	0	0	367	45.9
Emmett Johnson	9	250	26	0	15	0	291	32.3
Billy Kemp	8	13	216	19	0	0	248	31.0
Thomas Fidone II	9	0	219	0	0	0	219	24.3
Gabe Ervin Jr.	3	196	20	0	0	0	216	72.0
Alex Bullock	9	0	171	0	22	0	193	21.4
Rahmir Johnson	3	65	9	0	102	0	176	58.7
Marcus Washington	6	0	176	0	0	0	176	29.3
Jeff Sims	4	156	0	0	0	0	156	39.0
Tommi Hill	9	-5	0	1	144	13	153	17.0
Josh Fleeks	7	117	33	0	0	0	150	21.4
Jaylen Lloyd	7	16	88	0	0	0	104	14.9
Malachi Coleman	8	0	88	0	0	0	88	11.0
Nate Boerkircher	9	0	51	0	0	0	51	5.7
Quinton Newsome	9	0	0	0	39	39	39	4.3
Ty Hahn	9	0	34	0	0	0	34	3.8
Trevin Luben	3	29	0	0	0	0	29	9.7
Jaidyn Doss	4	0	20	0	0	0	20	5.0
Garrett Snodgrass	9	0	0	0	19	0	19	2.1
Javin Wright	9	0	0	0	0	12	12	1.3
Janiran Bonner	9	7	5	0	0	0	12	1.3
Timmy Bleekrode	2	10	0	0	0	0	10	5.0
Isaiah Garcia-Castaneda	1	0	7	0	0	0	7	7.0
Maurice Mazzccua	1	6	0	0	0	0	6	6.0
Ethan Nation	4	0	0	4	0	0	4	1.0
Isaac Gifford	9	0	0	0	0	3	3	0.3
Luke Lindenmeyer	9	-2	0	0	0	0	-2	-0.2
Team	9	-21	0	0	0	0	-21	-2.3
Total	9	1669	1187	24	302	67	3249	361.0
Opponents	9	695	1990	98	185	22	2990	332.2

Total Offense

Player	g	plays	rush	pass	total	avg/g
Heinrich Haarberg	9	270	477	967	1444	160.4
Jeff Sims	4	66	156	220	376	94.0
Anthony Grant	8	85	355	0	355	44.4
Emmett Johnson	9	49	250	0	250	27.8
Gabe Ervin Jr.	3	38	196	0	196	65.3
Josh Fleeks	7	12	117	0	117	16.7
Rahmir Johnson	3	12	65	0	65	21.7
Trevin Luben	3	3	29	0	29	9.7
Jaylen Lloyd	7	3	16	0	16	2.3
Billy Kemp	8	2	13	0	13	1.6
Timmy Bleekrode	2	1	10	0	10	5.0
Janiran Bonner	9	3	7	0	7	0.8
Maurice Mazzccua	1	1	6	0	6	6.0
Luke Lindenmeyer	9	1	-2	0	-2	-0.2
Tommi Hill	9	1	-5	0	-5	-0.6
Team	9	0	-21	0	-21	-2.3
Total	9	556	1669	1187	2856	317.3
Opponents	9	586	695	1990	2685	298.3

Punting

Player	no.	yds	avg	lg	tb	fc	i20	50+	blk
Brian Buschini	43	1776	41.3	60	1	15	17	6	0
Team	1	35	35.0	0	0	0	0	0	1
Total	44	1811	41.2	60	1	15	17	6	1
Opponents	51	2191	43.0	65	4	20	20	19	1

Kickoffs

Player	no.	yds	avg	tb	ob	retn	net	ydln
Tristan Alvano	23	1422	61.8	10	2			
Brian Buschini	11	635	57.7	4	0			
Timmy Bleekrode	1	50	50.0	1	0			
Total	35	2107	60.2	15	2	12	40.6	24
Opponents	36	2303	64.0	23	0	13	39.6	25



DEFENSIVE STATISTICS

##	Player	gp	Tackles				Sacks	Pass defense			Fumbles		blkd	
			ua	a	tot	tfl/yds		no-yds	int-yds	brup	qbh	fr-yds	ff	kick
2	Isaac Gifford	9	31	29	60	6-17	0.5-1	1-3	7	
5	John Bullock	9	22	20	42	2.5-9	1.5-7	.	2	1	.	.	.	
12	Omar Brown	9	28	12	40	3-7	.	1-0	1	.	1	.	.	
13	Malcolm Hartzog	9	22	13	35	1.5-3	.	.	6	
33	Javin Wright	9	12	22	34	1-1	.	1-12	2	
6	Quinton Newsome	9	17	16	33	1-3	.	1-39	3	.	1-0	.	.	
3	Nick Henrich	8	15	17	32	4-19	2-15	.	1	1	.	.	.	
4	Luke Reimer	7	16	14	30	5.5-27	4-21	.	.	3	.	.	.	
0	Nash Hutmacher	9	9	20	29	6.5-34	4-29	.	1	2	.	.	.	
37	Phalen Sanford	9	15	13	28	0.5-3	.	.	2	.	2	.	.	
10	Jimari Butler	8	11	13	24	6-42	4.5-37	.	.	1	.	1	.	
8	DeShon Singleton	5	8	11	19	2.5-3	.	.	1	
42	Mikai Gbayor	9	11	8	19	2.5-15	0.5-3	.	.	1	.	.	.	
9	Ty Robinson	9	3	15	18	1.5-13	1-12	.	1	8	.	.	.	
18	Princewill Umanmielen	8	7	8	15	3.5-10	1-5	.	.	4	.	.	.	
48	MJ Sherman	9	7	8	15	1.5-14	1.5-14	.	.	1	.	.	.	
11	Cameron Lenhardt	7	9	5	14	4.5-21	3-17	
31	Tommi Hill	9	8	5	13	.	.	3-13	4	.	1-10	.	.	
15	Tamon Lynam	8	8	2	10	1-12	1-12	1	.	
14	Chief Borders	8	3	6	9	0.5-0	.	.	1	
97	Blaise Gunnerson	8	3	6	9	1.5-3	1-1	.	1	1	.	.	1	
16	Elijah Jeudy	9	3	4	7	1-3	1	.	
86	AJ Rollins	3	3	4	7	
90	James Williams	3	3	1	4	2-12	2-12	.	.	1	.	.	.	
34	Garrett Snodgrass	9	1	2	3	
26	Koby Bretz	8	1	2	3	
94	Riley Van Poppel	7	1	2	3	0.5-5	0.5-5	
21	Dwight Bootle II	3	.	2	2	
17	Ty Hahn	9	2	.	2	
24	Marques Buford Jr.	1	2	.	2	
92	Sua Lefotu	2	.	2	2	1-0	.	.	
18	Brian Buschini	9	1	.	1	
93	Kai Wallin	4	1	.	1	
51	Justin Evans-Jenkins	9	.	1	1	
87	Nate Boerkircher	9	1	.	1	
28	Ethan Nation	4	.	1	1	
88	Ru'Quan Buckley	7	1	.	1	1	.	.	.	
7	Jeff Sims	4	1	.	1	
24	Thomas Fidone II	9	1	.	1	
57	Ethan Piper	7	1	.	1	
39	Derek Branch	1	1	.	1	
56	Grant Tagge	8	1	.	1	
63	Nouredin Nouili	8	1	.	1	
22	Ashton Hausmann	8	.	1	1	
	Totals	9	291	286	577	60-276	28-191	7-67	33	25	3-10	5	2	0
	Opponents	9	306	258	564	54-240	24-164	10-22	32	24	12-60	14	1	0

SPECIAL TEAMS TACKLES

SPECIAL TEAMS TACKLES	UA-A/TOT	MINN	COLO	NIU	LA TECH	MICH	ILL	NW	PUR	MSU	MD	WIS	IOWA
Sanford, Phalen	2-1/3	0-1/1	-	1-0/1	1-0/1	-	-	-	1-0/1	-	-	-	-
Snodgrass, Garrett	1-2/3	0-1/1	-	-	-	-	-	0-1/1	-	1-0/1	-	-	-
Gifford, Isaac	1-1/2	-	-	-	1-1/2	-	-	-	-	-	-	-	-
Bullock, John	2-0/2	-	1-0/1	-	1-0/1	-	-	-	-	-	-	-	-
Gbayor, Mikai	2-0/2	1-0/1	-	-	-	-	-	-	-	-	-	1-0/1	-
Lynam, Tamon	2-0/2	-	-	-	1-0/1	-	-	1-0/1	1-0/1	-	-	-	-
Hahn, Ty	2-0/2	-	-	-	-	1-0/1	-	1-0/1	-	-	-	-	-
Wright, Javin	1-0/1	1-0/1	-	-	-	-	-	-	-	-	-	-	-
Reimer, Luke	0-1/1	0-1/1	-	-	-	-	-	-	-	-	-	-	-
Hill, Tommi	0-1/1	0-1/1	-	-	-	-	-	-	-	-	-	-	-
Borders, Chief	1-0/1	-	-	1-0/1	-	-	-	-	-	-	-	-	-
Evans-Jenkins, Justin	0-1/1	-	-	-	0/1/1	-	-	-	-	-	-	-	-
Buschini, Brian	1-0/1	-	-	-	-	1-0/1	-	-	-	-	-	-	-
Hausmann, Austin	1-0/1	-	-	-	-	-	-	1-0/1	-	-	-	-	-
Tagge, Grant	1-0/1	-	-	-	-	-	-	-	1-0/1	-	-	-	-



INDIVIDUAL OFFENSE GAME BY GAME

RUSHING/RECEIVING

Rushing

Player	No-Yds/TD	MINN	CU	NIU	LATech	Mich	Illini	NU	Purdue	MSU
Heinrich Haarberg	118-477/5	-	2-17/0	21-98/1	19-157/1	9--2/0	18-82/1	16-72/1	19-22/0	14-31/1
Anthony Grant	85-355/3	9-27/0	DNP	7-46/1	22-135/1	6-16/0	20-56/1	6-22/0	6-18/0	9-35/0
Emmett Johnson	49-250/2	-	-	-	2-6/0	2-9/0	7-29/0	12-73/0	13-76/1	13-57/1
Gabe Ervin Jr.	38-196/1	7-55/0	17-74/0	14-67/1	DNP	DNP	DNP	DNP	DNP	DNP
Jeff Sims	32-156/1	19-91/0	10-67/1	DNP	1--2/0	DNP	DNP	DNP	2-0/0	DNP
Josh Fleeks	12-117/1	DNP	-	-	DNP	1-74/1	1-1/0	3-4/0	3-19/0	4-19/0
Rahmir Johnson	12-65/0	1--1/0	11-66/0	-	DNP	DNP	DNP	DNP	DNP	DNP
Trevin Luben	3-29/0	DNP	DNP	1-18/0	DNP	DNP	DNP	DNP	2-11/0	-
Jaylen Lloyd	3-16/0	1-9/0	DNP	DNP	-	-	-	-	1-1/0	1-6/0
Janiran Bonner	3-7/0	-	-	-	-	2-5/0	-	-	1-2/0	-
Billy Kemp	2-13/1	-	-	-	1-9/1	1-4/0	-	-	DNP	-
Timmy Bleekrode	1-10/0	DNP	DNP	DNP	1-10/0	DNP	DNP	DNP	-	DNP
Maurice Mazzucca	1-6/0	DNP	DNP	DNP	DNP	DNP	DNP	DNP	1-6/0	DNP
Luke Lindenmeyer	1--2/0	-	1--2/0	-	-	-	-	-	-	-
Tommi Hill	1-5/0	-	-	1-5/0	-	-	-	-	-	-

Receiving

Player	No-Yds/TD	MINN	CU	NIU	LATech	Mich	Illini	NU	Purdue	MSU
Billy Kemp	21-216/1	-	5-57/0	3-13/1	5-62/0	4-61/0	3-26/0	1--3/0	DNP	-
Thomas Fidone II	19-219/4	-	2-13/1	4-42/1	1-29/1	2-31/0	3-42/0	3-18/0	1-1/1	3-43/0
Alex Bullock	11-171/1	3-56/1	-	1-33/0	1-14/0	-	2-16/0	1-15/0	-	3-37/0
Marcus Washington	8-176/0	3-31/0	1-13/0	2-37/0	-	1-56/0	1-39/0	DNP	DNP	DNP
Nate Boerkircher	5-51/0	1-4/0	2-33/0	-	-	1-7/0	-	1-7/0	-	-
Josh Fleeks	5-33/0	DNP	-	1-4/0	DNP	1-2/0	-	-	2-24/0	1-3/0
Malachi Coleman	4-88/1	-	-	-	-	DNP	1-5/0	1-44/1	-	2-39/0
Jaylen Lloyd	3-88/1	-	DNP	DNP	-	1-19/0	-	-	1-73/1	1--4/0
Ty Hahn	3-34/0	-	-	-	-	-	1-21/0	-	1-8/0	1-5/0
Emmett Johnson	3-26/0	-	-	-	-	2-20/0	-	-	-	1-6/0
Anthony Grant	3-12/0	-	DNP	1-9/0	1-2/0	1-1/0	-	-	-	-
Rahmir Johnson	3-9/0	2-6/0	1-3/0	-	DNP	DNP	DNP	DNP	DNP	DNP
Gabe Ervin Jr.	2-20/0	-	-	2-20/0	DNP	DNP	DNP	DNP	DNP	DNP
Jaidyn Doss	2-20/0	DNP	DNP	DNP	DNP	DNP	-	1-4/0	1-16/0	-
Heinrich Haarberg	2-12/0	1-10/0	-	-	-	1-2/0	-	-	-	-
Isaiah Garcia-Castaneda	1-7/0	1-7/0	DNP	DNP	DNP	DNP	DNP	DNP	DNP	DNP
Janiran Bonner	1-5/0	-	-	-	-	-	1-5/0	-	-	-

PASSING

#7 Jeff Sims	Comp	Att	Int	Pct	Yards	TD	Long	Sacked	Effic.
Minnesota	11	19	3	57.9	114	1	34	3-26	94.1
Colorado	9	15	1	60.0	106	0	21	2-14	106.0
Totals	20	34	4	58.8	220	1	34	5-40	99.4

#10 Heinrich Haarberg	Comp	Att	Int	Pct	Yards	TD	Long	Sacked	Effic.
Colorado	2	6	0	33.3	13	1	9	0-0	106.5
NIU	14	24	0	58.3	158	2	33	1-7	141.1
Louisiana Tech	8	17	0	47.1	107	1	29	3-24	119.3
Michigan	14	25	1	56.0	199	0	56	4-24	114.9
Illinois	12	24	1	50.0	154	0	39	1-4	95.6
Northwestern	8	17	2	47.1	85	1	44	0-0	84.9
Purdue	6	11	0	54.5	122	2	73	3-24	207.7
Michigan St.	12	28	2	42.9	129	0	30	7-41	67.3
Totals	76	152	6	50.0	967	7	73	19-124	110.7

#12 Chubba Purdy	Comp	Att	Int	Pct	Yards	TD	Long	Sacked	Effic.
Colorado	0	1	0	0.0	0	0	0	0-0	0.0

SPECIAL TEAMS RETURNS

Player	No-Yds	MINN	CU	NIU	LATech	Mich	Illini	NU	Purdue	MSU
Billy Kemp	5-19	2-8	-	2-3	1-8	-	-	-	DNP	-
Alex Bullock	2-0	-	-	-	-	-	-	1-1	1--1	-
Ethan Nation	1-4	DNP	DNP	-	DNP	DNP	-	-	DNP	1-4
Tommi Hill	1-1	-	-	-	-	-	-	-	1-1	-

Kick Returns

Player	No-Yds	MINN	CU	NIU	LATech	Mich	Illini	NU	Purdue	MSU
Tommi Hill	6-144	-	-	-	1-25	2-42	1-22	2-55	-	-
Rahmir Johnson	3-102	1-63	1-23	1-16	DNP	DNP	DNP	DNP	DNP	DNP
Alex Bullock	1-22	-	-	-	1-22	-	-	-	-	-
Garrett Snodgrass	1-19	-	-	-	-	-	-	-	1-19	-
Emmett Johnson	1-15	1-15	-	-	-	-	-	-	-	-
Barret Liebenritt	1-0	-	-	1-0	DNP	DNP	DNP	-	-	DNP



INDIVIDUAL DEFENSE GAME BY GAME

TOTAL TACKLES

Player	S-A	Total	MINN	CU	NIU	LATech	Mich	Illini	NU	Purdue	MSU
Isaac Gifford	31-29	60	3-2	8-0	1-2	2-5	5-2	4-4	3-4	4-6	1-4
John Bullock	22-20	42	3-3	4-1	2-1	3-5	0-2	4-2	1-2	5-2	0-2
Omar Brown	28-12	40	5-2	5-0	1-1	7-1	4-3	1-2	1-1	3-1	1-1
Malcolm Hartzog	22-13	35	3-1	5-1	2-2	1-1	1-3	2-2	3-2	1-1	4-0
Javin Wright	12-22	34	3-1	0-1	1-3	2-3	4-3	2-2	0-4	-	0-5
Quinton Newsome	17-16	33	1-5	4-0	2-1	3-1	0-3	3-2	1-1	3-2	0-1
Nick Henrich	15-17	32	DNP	3-0	1-1	2-3	5-4	2-3	-	2-1	0-5
Luke Reimer	16-14	30	4-1	4-1	1-1	1-1	DNP	DNP	1-5	3-0	2-5
Nash Hutmacher	9-20	29	1-3	-	3-3	0-2	0-3	1-3	2-5	-	2-1
Phalen Sanford	15-13	28	0-1	1-0	2-1	2-0	1-2	3-3	1-2	3-3	2-1
Jimari Butler	11-13	24	DNP	2-0	1-0	-	2-2	2-1	1-5	1-2	2-3
Mikai Gbayor	11-8	19	1-0	5-1	1-0	-	1-4	1-0	0-1	0-1	2-1
DeShon Singleton	8-11	19	2-5	3-0	0-2	3-4	-	DNP	DNP	DNP	DNP
Ty Robinson	3-15	18	-	2-0	0-2	1-2	0-3	0-3	0-1	0-1	0-3
Princewill Umanmielen	7-8	15	1-0	1-0	0-2	-	0-1	0-1	3-4	2-0	DNP
MJ Sherman	7-8	15	2-1	1-0	1-0	-	0-2	2-1	0-1	0-2	1-1
Cameron Lenhardt	9-5	14	2-1	3-0	-	DNP	DNP	-	3-0	0-1	1-3
Tommi Hill	8-5	13	2-1	1-0	0-1	-	0-2	2-0	0-1	-	3-0
Tamon Lynum	8-2	10	-	1-0	1-0	1-0	1-2	-	3-0	1-0	-
Chief Borders	3-6	9	-	-	1-1	1-0	0-3	0-2	-	1-0	DNP
Blaise Gunnerson	3-6	9	2-2	-	-	1-3	-	-	-	0-1	-
Elijah Jeudy	3-4	7	-	1-0	-	0-2	0-1	-	2-0	-	0-1
AJ Rollins	3-4	7	DNP	DNP	1-3	-	2-1	DNP	DNP	DNP	DNP
James Williams	3-1	4	DNP	DNP	DNP	DNP	DNP	DNP	1-0	1-0	1-1
Koby Bretz	1-2	3	DNP	1-0	-	-	0-2	-	-	-	-
Garrett Snodgrass	1-2	3	0-1	-	-	-	-	-	0-1	-	1-0
Riley Van Poppel	1-2	3	DNP	0-1	-	-	1-0	0-1	-	-	-
Ty Hahn	2-0	2	-	-	-	-	1-0	-	1-0	-	-
Marques Buford Jr.	2-0	2	DNP	DNP	DNP	DNP	DNP	DNP	DNP	DNP	2-0
Dwight Bootle II	0-2	2	-	-	0-2	DNP	DNP	DNP	DNP	DNP	DNP
Sua Lefotu	0-2	2	DNP	-	DNP	DNP	0-2	DNP	DNP	DNP	DNP
Jeff Sims	1-0	1	-	1-0	DNP	-	DNP	DNP	DNP	-	DNP
Brian Buschini	1-0	1	-	-	-	-	1-0	-	-	-	-
Thomas Fidone II	1-0	1	-	-	-	-	-	-	-	-	1-0
Derek Branch	1-0	1	DNP	DNP	1-0	DNP	DNP	DNP	DNP	DNP	DNP
Grant Tagge	1-0	1	-	-	-	-	-	-	-	1-0	-
Ethan Piper	1-0	1	-	-	-	-	-	-	1-0	DNP	DNP
Nouredin Nouili	1-0	1	-	-	-	-	1-0	-	-	DNP	-
Nate Boerkircher	1-0	1	1-0	-	-	-	-	-	-	-	-
Ru'Quan Buckley	1-0	1	-	DNP	-	-	1-0	-	-	-	-
Kai Wallin	1-0	1	-	1-0	-	-	DNP	DNP	DNP	DNP	DNP
Ashton Hausmann	0-1	1	-	-	-	-	-	-	0-1	-	-
Ethan Nation	0-1	1	DNP	DNP	0-1	DNP	DNP	-	-	DNP	-
Justin Evans-Jenkins	0-1	1	-	-	-	0-1	-	-	-	-	-

INTERCEPTION/FUMBLE RETURNS

Interceptions Returns

Player	No-Yds	MINN	CU	NIU	LATech	Mich	Illini	NU	Purdue	MSU
Tommi Hill	3-13	-	-	-	-	-	-	1-0	2-13	-
Quinton Newsome	1-39	-	-	-	-	-	1-39	-	-	-
Javin Wright	1-12	-	-	1-12	-	-	-	-	-	-
Isaac Gifford	1-3	-	-	-	1-3	-	-	-	-	-
Omar Brown	1-0	1-0	-	-	-	-	-	-	-	-

Fumble Returns

Player	No-Yds	MINN	CU	NIU	LATech	Mich	Illini	NU	Purdue	MSU
Tommi Hill	1-10	-	-	-	-	-	1-10	-	-	-
Quinton Newsome	1-0	-	-	-	-	-	-	-	1-0	-
Sua Lefotu	1-0	DNP	1-0	DNP	DNP	-	DNP	DNP	DNP	DNP

INDIVIDUAL DEFENSE GAME BY GAME

SACKS

Player	UA-A	Total	MINN	CU	NIU	LATech	Mich	Illini	NU	Purdue	MSU
Jimari Butler	3-3	4.5	DNP	1-10	1-9	-	-	1-1	1-11	0.5-6	-
Luke Reimer	3-2	4	1-3	1.5-14	-	-	DNP	DNP	1-2	-	0.5-2
Nash Hutmacher	2-4	4	1-8	-	0.5-5	-	-	-	2.5-16	-	-
Cameron Lenhardt	3-0	3	-	2-9	-	DNP	DNP	-	-	-	1-8
Nick Henrich	2-0	2	DNP	2-15	-	-	-	-	-	-	-
James Williams	2-0	2	DNP	DNP	DNP	DNP	DNP	DNP	1-5	-	1-7
John Bullock	1-1	1.5	-	-	-	-	-	1-4	0.5-3	-	-
MJ Sherman	1-1	1.5	-	-	1-9	-	-	-	-	0.5-5	-
Tamon Lynam	1-0	1	-	1-12	-	-	-	-	-	-	-
Blaise Gunnerson	1-0	1	1-1	-	-	-	-	-	-	-	-
Ty Robinson	0-2	1	-	-	0.5-4	-	-	-	0.5-8	-	-
Princewill Umanmielen	0-2	1	-	-	-	-	-	-	1-5	-	DNP
Isaac Gifford	0-1	0.5	-	-	-	-	-	-	0.5-1	-	-
Mikai Gbayor	0-1	0.5	-	-	-	-	-	-	-	-	0.5-3
Riley Van Poppel	0-1	0.5	DNP	0.5-5	-	-	-	-	-	-	-

TACKLES FOR LOSS

Player	UA-A	Total	MINN	CU	NIU	LATech	Mich	Illini	NU	Purdue	MSU
Nash Hutmacher	4-5	6.5	1.0-8	-	2.5-8	-	-	-	2.5-16	-	0.5-2
Isaac Gifford	4-4	6.0	1.0-5	-	-	0.5-1	-	0.5-1	1.0-1	2.0-6	1.0-3
Jimari Butler	3-6	6.0	DNP	1.0-10	1.0-9	-	-	1.5-3	1.5-12	1.0-8	-
Luke Reimer	4-3	5.5	1.0-3	1.5-14	-	-	DNP	DNP	1.0-2	1.0-5	1.0-3
Cameron Lenhardt	4-1	4.5	-	2.0-9	-	DNP	DNP	-	1.0-4	-	1.5-8
Nick Henrich	3-2	4.0	DNP	2.0-15	-	-	-	1.0-1	-	-	1.0-3
Princewill Umanmielen	2-3	3.5	-	-	-	-	-	0.5-2	2.0-6	1.0-2	DNP
Omar Brown	2-2	3.0	-	1.0-1	-	-	0.5-2	-	-	1.5-4	-
DeShon Singleton	2-1	2.5	-	1.0-2	-	1.5-1	-	DNP	DNP	DNP	DNP
Mikai Gbayor	2-1	2.5	-	1.0-3	-	-	-	1.0-9	-	-	0.5-3
John Bullock	1-3	2.5	-	-	-	0.5-1	-	1.0-4	1.0-4	-	-
James Williams	2-0	2.0	DNP	DNP	DNP	DNP	DNP	DNP	1.0-5	-	1.0-7
Malcolm Hartzog	1-1	1.5	1.0-2	-	-	0.5-1	-	-	-	-	-
MJ Sherman	1-1	1.5	-	-	1.0-9	-	-	-	-	0.5-5	-
Blaise Gunnerson	1-1	1.5	1.0-1	-	-	-	-	-	-	0.5-2	-
Ty Robinson	0-3	1.5	-	-	0.5-4	-	0.5-1	-	0.5-8	-	-
Quinton Newsome	1-0	1.0	-	-	-	1.0-3	-	-	-	-	-
Tamon Lynam	1-0	1.0	-	1.0-12	-	-	-	-	-	-	-
Elijah Jeudy	1-0	1.0	-	-	-	-	-	-	1.0-3	-	-
Javin Wright	0-2	1.0	-	-	-	-	-	-	0.5-1	-	0.5-0
Chief Borders	0-1	0.5	-	-	-	-	-	0.5-0	-	-	DNP
Phalen Sanford	0-1	0.5	-	-	-	-	-	-	-	0.5-3	-
Riley Van Poppel	0-1	0.5	DNP	0.5-5	-	-	-	-	-	-	-

FUMBLES

Player	No-Lost	MINN	CU	NIU	LATech	Mich	Illini	NU	Purdue	MSU
Heinrich Haarberg	12-3	-	-	1-0	2-0	2-0	1-0	2-0	2-2	2-1
Jeff Sims	3-3	-	2-2	DNP	-	DNP	DNP	DNP	1-1	DNP
Anthony Grant	3-2	1-1	DNP	-	-	1-0	1-1	-	-	-
Josh Fleeks	1-0	DNP	-	-	DNP	-	-	1-0	-	-
Emmett Johnson	1-1	-	-	-	-	-	1-1	-	-	-
Gabe Ervin Jr.	1-1	-	1-1	-	DNP	DNP	DNP	DNP	DNP	DNP
Tommi Hill	1-0	-	-	-	1-0	-	-	-	-	-
Garrett Snodgrass	1-1	-	-	-	-	-	-	-	1-1	-
Luke Lindenmeyer	1-0	-	1-0	-	-	-	-	-	-	-
Alex Bullock	1-0	-	-	-	-	-	-	-	1-0	-

Fumbles Forced

Player	Number	MINN	CU	NIU	LATech	Mich	Illini	NU	Purdue	MSU
Phalen Sanford	2	-	-	-	1	-	1	-	-	-
Jimari Butler	1	DNP	-	-	-	-	-	1	-	-
Omar Brown	1	-	-	-	1	-	-	-	-	-
Tamon Lynam	1	-	1	-	-	-	-	-	-	-

Fumbles Recovered

Player	Number	MINN	CU	NIU	LATech	Mich	Illini	NU	Purdue	MSU
Quinton Newsome	1	-	-	-	-	-	-	-	1	-
Tommi Hill	1	-	-	-	-	-	1	-	-	-
Sua Lefotu	1	DNP	1	DNP	DNP	-	DNP	DNP	DNP	DNP



TEAM GAME BY GAME

Date	Opponent	Rushing				Receiving				Passing				Kick Returns				Punt Returns				tot off
		no.	yds	td	lg	no.	yds	td	lg	cmp-att-int	yds	td	lg	no.	yds	td	lg	no.	yds	td	lg	
08/31/2023	at Minnesota	37	181	0	27	11	114	1	34	11-19-3	114	1	34	2	78	0	63	2	8	0	5	295
09/09/2023	at Colorado	41	222	1	57	11	119	1	21	11-22-1	119	1	21	1	23	0	23	0	0	0	0	341
09/16/2023	NIU	44	224	3	20	14	158	2	33	14-24-0	158	2	33	2	16	0	16	2	3	0	4	382
09/23/2023	Louisiana Tech	48	312	3	72	8	107	1	29	8-18-0	107	1	29	2	47	0	25	1	8	0	8	419
09/30/2023	Michigan	21	106	1	74	14	199	0	56	14-25-1	199	0	56	2	42	0	23	0	0	0	0	305
10/06/2023	at Illinois	49	158	2	25	12	154	0	39	12-24-1	154	0	39	1	22	0	22	0	0	0	0	312
10/21/2023	Northwestern	39	163	1	24	8	85	1	44	8-17-2	85	1	44	2	55	0	36	1	1	0	1	248
10/28/2023	Purdue	48	155	1	28	6	122	2	73	6-11-0	122	2	73	1	19	0	19	2	0	0	1	277
11/04/2023	at Michigan St.	41	148	2	43	12	129	0	30	12-28-2	129	0	30	0	0	0	0	1	4	0	4	277
Nebraska		368	1669	14	74	96	1187	8	73	96-188-10	1187	8	73	13	302	0	63	9	24	0	8	2856
Opponents		270	695	6	39	189	1990	12	66	189-316-7	1990	12	66	11	185	0	25	14	98	0	30	2685

Nebraska Averages

Games	Avg/ rush	Avg/ catch	Pass effc	KR avg	PR avg	All purpose avg/game	Total offense avg/game
9	4.5	12.4	107.5	23.2	2.7	361.0	317.3

Date	Opponent	Tackles			Sacks	Fumble	Pass Defense			blkd	PAT attempts			off				
		ua	a	total	tfl-yds	no-yds	ff	fr-yds	int-yds	qbh	brup	kick	kick	rush	rcv	saf	t/o	pts
08/31/2023	at Minnesota	36	30	66	5.0-19	3-12	0	0-0	1-0	3	4	0	1-1	0	0	0	3	10
09/09/2023	at Colorado	57	6	63	11.0-71	8-65	1	1-0	0-0	4	2	0	2-2	0	0	0	0	14
09/16/2023	NIU	23	30	53	5.0-30	3-27	0	0-0	1-12	3	4	0	5-5	0	0	0	7	35
09/23/2023	Louisiana Tech	30	34	64	4.0-7	0-0	2	0-0	1-3	1	4	0	4-4	0	0	0	0	28
09/30/2023	Michigan	31	50	81	1.0-3	0-0	0	0-0	0-0	1	3	0	1-1	0	0	0	0	7
10/06/2023	at Illinois	29	32	61	6.0-20	2-5	1	1-10	1-39	6	7	1	2-2	0	0	0	3	20
10/21/2023	Northwestern	28	42	70	13.0-62	8-51	0	0-0	1-0	3	4	0	2-2	0	0	0	0	17
10/28/2023	Purdue	31	24	55	8.0-35	1-11	1	1-0	2-13	3	1	1	4-4	0	0	0	7	31
11/04/2023	at Michigan St.	26	38	64	7.0-29	3-20	0	0-0	0-0	1	4	0	2-2	0	0	0	0	17
Nebraska		291	286	577	60.0-276	28-191	5	3-10	7-67	25	33	2	23-23	0	0	0	20	179
Opponents		306	258	564	54.0-240	24-164	14	12-60	10-22	24	32	1	15-15	0	2	0	50	169

Date	Opponent	Punting						Field Goals			Kickoffs							
		no.	yds	avg	long	blkd	tb	fc	50+	i20	md-att	long	blkd	no.	yds	avg	tb	ob
08/31/2023	at Minnesota	3	143	47.7	60	0	0	0	1	3	1-1	27	0	3	187	62.3	0	0
09/09/2023	at Colorado	4	140	35.0	46	0	0	0	0	0	0-1	0	0	2	130	65.0	2	0
09/16/2023	NIU	6	257	42.8	48	0	0	3	0	1	0-0	0	0	6	371	61.8	3	1
09/23/2023	Louisiana Tech	6	272	45.3	58	0	0	0	1	5	0-1	0	0	5	297	59.4	2	1
09/30/2023	Michigan	3	137	45.7	50	0	0	1	1	0	0-1	0	0	1	65	65.0	1	0
10/06/2023	at Illinois	4	135	33.8	40	0	0	4	0	1	2-3	32	0	4	230	57.5	2	0
10/21/2023	Northwestern	7	287	41.0	55	0	0	3	1	4	1-1	47	0	4	245	61.3	1	0
10/28/2023	Purdue	5	228	45.6	59	0	1	1	2	2	1-1	55	0	6	342	57.0	3	0
11/04/2023	at Michigan St.	6	212	35.3	45	1	0	3	0	1	1-1	24	0	4	240	60.0	1	0
Nebraska		44	1811	41.2	60	1	1	15	6	17	6-10	55	0	35	2107	60.2	15	2
Opponents		51	2191	43.0	65	1	4	20	19	20	12-17	50	1	36	2303	64.0	23	0

OPPONENT GAME BY GAME

Date	Opponent	Rushing				Receiving				Passing				Kick Returns				Punt Returns				tot off		
		no.	yds	td	lg	no.	yds	td	lg	cmp	att	int	yds	td	lg	no.	yds	td	lg	no.	yds		td	lg
08/31/2023	at Minnesota	25	55	0	11	24	196	1	20	24	44	1	196	1	20	3	49	0	19	1	10	0	10	251
09/09/2023	at Colorado	33	58	2	34	32	396	2	41	32	44	0	396	2	41	0	0	0	0	2	11	0	12	454
09/16/2023	NIU	22	26	0	7	17	123	1	18	17	36	1	123	1	18	1	13	0	13	1	-2	0	0	149
09/23/2023	Louisiana Tech	21	46	1	14	27	292	1	35	27	42	1	292	1	35	2	33	0	17	5	32	0	9	338
09/30/2023	Michigan	51	249	3	21	16	187	3	29	16	23	0	187	3	29	0	0	0	0	2	41	0	30	436
10/06/2023	at Illinois	19	21	0	10	29	289	1	46	29	47	1	289	1	46	0	0	0	0	0	0	0	0	310
10/21/2023	Northwestern	39	81	0	39	12	176	0	66	12	23	1	176	0	66	2	40	0	24	1	-1	0	0	257
10/28/2023	Purdue	29	96	0	16	17	99	1	29	17	33	2	99	1	29	2	39	0	25	1	-1	0	0	195
11/04/2023	at Michigan St.	31	63	0	9	15	232	2	46	15	24	0	232	2	46	1	11	0	11	1	8	0	8	295
Opponents		270	695	6	39	189	1990	12	66	189	316	7	1990	12	66	11	185	0	25	14	98	0	30	2685
Nebraska		368	1669	14	74	96	1187	8	73	96	188	10	1187	8	73	13	302	0	63	9	24	0	8	2856

Opponents Averages

Games	Avg/ rush	Avg/ catch	Pass effic	KR avg	PR avg	All purpose avg/game	Total offense avg/game
9	2.6	10.5	120.8	16.8	7.0	332.2	298.3

Date	Opponent	Tackles			Sacks	Fumble	Pass Defense			blkd	PAT attempts			off				
		ua	a total	tfl-yds	no-yds	ff	fr-yds	int-yds	qbh	brup	kick	kick	rush	rcv	saf	t/o	pts	
08/31/2023	at Minnesota	39	20	59	5.0-28	3-26	1	1-0	3-14	5	3	0	1-1	0	0	0	10	13
09/09/2023	at Colorado	39	12	51	6.0-31	2-14	0	3-5	1-4	3	3	0	3-3	0	0	0	16	36
09/16/2023	NIU	34	44	78	4.0-20	1-7	1	1-0	0-0	1	4	0	0-0	0	1	0	0	11
09/23/2023	Louisiana Tech	37	24	61	9.0-32	3-24	2	0-0	0-0	2	3	0	2-2	0	0	0	0	14
09/30/2023	Michigan	25	18	43	4.0-24	4-24	2	0-0	1--3	4	5	0	6-6	0	0	0	7	45
10/06/2023	at Illinois	33	46	79	3.0-6	1-4	1	2-0	1-0	4	3	0	1-1	0	0	0	0	7
10/21/2023	Northwestern	28	32	60	2.0-4	0-0	1	0-0	2-10	0	3	0	0-0	0	0	0	3	9
10/28/2023	Purdue	36	32	68	9.0-43	3-24	4	4-55	0-0	2	2	0	0-0	0	1	0	14	14
11/04/2023	at Michigan St.	35	30	65	12.0-52	7-41	2	1-0	2--3	3	6	1	2-2	0	0	0	0	20
Opponents		306	258	564	54.0-240	24-164	14	12-60	10-22	24	32	1	15-15	0	2	0	50	169
Nebraska		291	286	577	60.0-276	28-191	5	3-10	7-67	25	33	2	23-23	0	0	0	20	179

Date	Opponent	Punting							Field Goals					Kickoffs				
		no.	yds	avg	long	blkd	tb	fc	50+	i20	md-att	long	blkd	no.	yds	avg	tb	ob
08/31/2023	at Minnesota	4	180	45.0	52	0	0	1	1	1	2-3	47	0	3	190	63.3	1	0
09/09/2023	at Colorado	4	153	38.3	43	0	1	2	0	2	3-3	32	0	7	466	66.6	6	0
09/16/2023	NIU	9	368	40.9	54	0	1	3	4	3	1-1	30	0	3	175	58.3	1	0
09/23/2023	Louisiana Tech	7	296	42.3	51	0	0	3	2	3	0-0	0	0	3	192	64.0	1	0
09/30/2023	Michigan	1	65	65.0	65	0	1	0	1	0	1-1	30	0	8	517	64.6	6	0
10/06/2023	at Illinois	5	164	32.8	48	1	0	3	0	0	0-1	0	0	2	130	65.0	1	0
10/21/2023	Northwestern	7	298	42.6	52	0	0	2	3	4	3-4	45	0	4	256	64.0	2	0
10/28/2023	Purdue	7	329	47.0	65	0	1	1	3	4	0-1	0	1	1	52	52.0	0	0
11/04/2023	at Michigan St.	7	338	48.3	57	0	0	5	5	3	2-3	50	0	5	325	65.0	5	0
Opponents		51	2191	43.0	65	1	4	20	19	20	12-17	50	1	36	2303	64.0	23	0
Nebraska		44	1811	41.2	60	1	1	15	6	17	6-10	55	0	35	2107	60.2	15	2



TEAM COMPARISON

Opponent	Score	First Downs				Pen	Rushing Number-Yards	Passing		Total Offense Plays-Yards	Return Yards	Turn- Overs
		Total	Rush	Pass	Comp-Att.-Int			Yards				
Minnesota	10-13	18 / 20	11 / 5	6 / 13	1 / 2	37-181 / 25-55	11-19-3 / 24-44-1	114 / 196	56-295 / 69-251	86 / 73	4 / 1	
Colorado	14-36	15 / 23	10 / 4	5 / 16	0 / 3	41-222 / 33-58	11-22-1 / 32-44-0	119 / 396	63-341 / 77-454	23 / 20	4 / 1	
NIU	35-11	23 / 12	14 / 3	9 / 7	0 / 2	44-224 / 22-26	14-24-0 / 17-36-1	158 / 123	68-382 / 58-149	31 / 11	1 / 1	
Louisiana Tech	28-14	20 / 17	12 / 6	5 / 10	3 / 1	48-312 / 21-46	8-18-0 / 27-42-1	107 / 292	66-419 / 63-338	58 / 65	0 / 1	
Michigan	7-45	10 / 26	3 / 15	7 / 10	0 / 1	21-106 / 51-249	14-25-1 / 16-23-0	199 / 187	46-305 / 74-436	42 / 38	1 / 0	
Illinois	20-7	18 / 16	9 / 1	8 / 14	1 / 1	49-158 / 19-21	12-24-1 / 29-47-1	154 / 289	73-312 / 66-310	71 / 0	3 / 2	
Northwestern	17-9	14 / 12	11 / 6	2 / 5	1 / 1	39-163 / 39-81	8-17-2 / 12-23-1	85 / 176	56-248 / 62-257	56 / 49	2 / 1	
Purdue	31-14	14 / 10	7 / 2	4 / 6	3 / 2	48-155 / 29-96	6-11-0 / 17-33-2	122 / 99	59-277 / 62-195	32 / 93	4 / 3	
Michigan St.	17-20	19 / 11	10 / 3	5 / 8	4 / 0	41-148 / 31-63	12-28-2 / 15-24-0	129 / 232	69-277 / 55-295	4 / 16	3 / 0	
Totals	179-169	151 / 147	87 / 45	51 / 89	13 / 13	368-1669 / 270-695	96-188-10 / 189-316-7	1187 / 1990	556-2856 / 586-2685	403 / 365	22 / 10	

Opponents	3rd Down Conversion	4th Down Conversion	Time of Possession	TOP Margin	Avg Yds/Rush	Avg Yds/Pass	Avg Yds/Play	Punting Number-Avg	Penalties Number-Yards	Sacks
Minnesota	5-11 / 8-17	0-0 / 2-2	29:18 / 30:42	-01:24	4.9 / 2.2	6.0 / 4.5	5.3 / 3.6	3-47.7 / 4-45.0	7-55.0 / 3-25.0	3 / 3
Colorado	4-13 / 9-18	0-2 / 0-1	29:41 / 30:19	-00:38	5.4 / 1.8	5.4 / 9.0	5.4 / 5.9	4-35.0 / 4-38.3	6-40.0 / 9-80.0	8 / 2
NIU	8-14 / 4-15	0-0 / 1-1	36:17 / 23:43	12:34	5.1 / 1.2	6.6 / 3.4	5.6 / 2.6	6-42.8 / 9-40.9	5-70.0 / 2-10.0	3 / 1
Louisiana Tech	3-11 / 3-12	2-2 / 0-1	31:58 / 28:02	03:56	6.5 / 2.2	5.9 / 7.0	6.3 / 5.4	6-45.3 / 7-42.3	6-55.0 / 14-110.0	0 / 3
Michigan	3-10 / 8-13	1-3 / 2-3	21:59 / 38:01	-16:02	5.0 / 4.9	8.0 / 8.1	6.6 / 5.9	3-45.7 / 1-65.0	4-30.0 / 0-0.0	0 / 4
Illinois	5-15 / 4-15	1-1 / 1-4	37:07 / 22:53	14:14	3.2 / 1.1	6.4 / 6.1	4.3 / 4.7	4-33.8 / 5-32.8	10-70.0 / 3-30.0	2 / 1
Northwestern	4-12 / 3-15	0-0 / 0-1	29:08 / 30:52	-01:44	4.2 / 2.1	5.0 / 7.7	4.4 / 4.1	7-41.0 / 7-42.6	3-30.0 / 8-75.0	8 / 0
Purdue	6-13 / 5-16	0-1 / 0-3	33:10 / 26:50	06:20	3.2 / 3.3	11.1 / 3.0	4.7 / 3.1	5-45.6 / 7-47.0	6-49.0 / 9-84.0	1 / 3
Michigan St.	5-15 / 3-14	1-1 / 1-1	31:31 / 28:29	03:02	3.6 / 2.0	4.6 / 9.7	4.0 / 5.4	6-35.3 / 7-48.3	0-0.0 / 7-70.0	3 / 7
Totals	43-114 / 47-135	5-10 / 7-17	280:09 / 259:51	20:18	4.5 / 2.6	6.3 / 6.3	5.1 / 4.6	44-41.2 / 51-43.0	47-399.0 / 55-484.0	28 / 24

Note: Game totals are displayed in the format TEAM/OPPONENT for each category

NEBRASKA RED ZONE CHART

Nebraska Inside Opponent Red-Zone

Date	Opponent	Score	Times In RZ	Times Scored	Total Pts	TDs	Rush TDs	Pass TDs	FGs Made	Failed to score inside RZ				
										FGA	Down	Int	Fumb	Half Game
08/31/2023	at Minnesota	L 10-13	2	1	3	0	0	0	1	1	0	1	0	0
09/09/2023	at Colorado	L 14-36	1	1	7	1	0	1	0	0	0	0	0	0
09/16/2023	NIU	W 35-11	5	5	35	5	3	2	0	0	0	0	0	0
09/23/2023	Louisiana Tech	W 28-14	2	2	14	2	2	0	0	0	0	0	0	0
09/30/2023	Michigan	L 7-45	2	0	0	0	0	0	0	1	1	0	0	0
10/06/2023	at Illinois	W 20-7	6	3	13	1	1	0	2	3	0	0	2	0
10/21/2023	Northwestern	W 17-9	2	1	7	1	1	0	0	0	0	0	0	1
10/28/2023	Purdue	W 31-14	2	1	8	1	0	1	0	0	0	0	0	1
11/04/2023	at Michigan St.	L 17-20	3	3	17	2	2	0	1	1	0	0	0	0
Totals	17 of 25 (68.0%)		25	17	104	13	9	4	4	6	1	1	2	0

Opponents Inside Nebraska Red-Zone

Date	Opponent	Score	Times In RZ	Times Scored	Total Pts	TDs	Rush TDs	Pass TDs	FGs Made	Failed to score inside RZ				
										FGA	Down	Int	Fumb	Half Game
08/31/2023	Minnesota	L 10-13	2	2	10	1	0	1	1	1	0	0	0	0
09/09/2023	Colorado	L 14-36	6	6	29	3	2	1	3	3	0	0	0	0
09/16/2023	NIU	W 35-11	2	2	11	1	0	1	1	1	0	0	0	0
09/23/2023	Louisiana Tech	W 28-14	2	2	14	2	1	1	0	0	0	0	0	0
09/30/2023	Michigan	L 7-45	5	5	31	4	2	2	1	1	0	0	0	0
10/06/2023	Illinois	W 20-7	2	0	0	0	0	0	0	0	2	0	0	0
10/21/2023	Northwestern	W 17-9	3	3	9	0	0	0	3	3	0	0	0	0
10/28/2023	Purdue	W 31-14	1	0	0	0	0	0	0	1	0	0	0	0
11/04/2023	Michigan St.	L 17-20	2	2	10	1	0	1	1	1	0	0	0	0
Totals	22 of 25 (88.0%)		25	22	114	12	5	7	10	11	2	0	0	0

NEBRASKA & OPPONENT LONG PLAYS & DRIVE INFORMATION

LONG SEASON PLAYS (20 OR MORE YARDS)

	[-----NEBRASKA-----]				[-----OPPONENT-----]			
	RUSH	PASS	RET	TOT	RUSH	PASS	RET	TOT
Minnesota	2	1	1	4	0	2	0	2
Colorado	3	1	1	5	1	5	0	6
Northern Illinois	1	3	0	4	0	0	0	0
Louisiana Tech	4	2	2	8	0	4	0	4
Michigan	1	2	1	4	2	2	1	5
Illinois	1	3	2	6	0	4	0	4
Northwestern	2	1	1	4	1	2	1	4
Purdue	1	2	1	4	0	1	2	3
Michigan State	1	3	0	4	0	4	0	4
TOTALS	16	18	9	43	4	24	4	32

LONG DRIVE SUPERLATIVES

	NEBRASKA	OPPONENT
Most Yards (Result)	87 Purdue (TD)	87 vs. La Tech (TD)
Most Plays (Result)	15 Purdue (TD)	14 at Illinois (Downs)
Most Time (Result)	8:52 Purdue (TD)	7:41 at Minnesota (FG)

NEBRASKA LONG PLAYS (43; 16 RUNS; 18 PASSES; 9 RETURNS)

YDS	OPPONENT	PLAY	RESULT
73	Purdue	Pass (Haarberg-Lloyd)	Touchdown
72	Louisiana Tech	Rush (Haarberg)	Touchdown
74	Michigan	Rush (Fleeks)	Touchdown
68	Purdue	FG Ret (Newsome)	Touchdown
63	Minnesota	KOR (Johnson)	1st-10
57	Colorado	Rush (Sims)	Touchdown
56	Michigan	Pass (Haarberg-Washington)	1st-10
44	Colorado	Rush (Johnson)	1st-10
44	Northwestern	Pass (Haarberg-Coleman)	Touchdown
43	Louisiana Tech	Rush (Haarberg)	1st-10
43	Michigan State	Rush (Haarberg)	1st-Goal
39	Illinois	Pass (Haarberg-Washington)	1st-10
39	Illinois	IR (Newsome)	1st-10
36	Northwestern	KOR (Hill)	1st-10
34	Minnesota	Pass (Sims-A. Bullock)	Touchdown
34	Louisiana Tech	Rush (Grant)	1st-10
34	Michigan	Pass (Haarberg-Kemp)	1st-10
33	Northern Illinois	Pass (Haarberg-A. Bullock)	1st-10
32	Louisiana Tech	Rush (Haarberg)	1st-10
30	Michigan State	Pass (Haarberg-Coleman)	1st-10
29	Louisiana Tech	Pass (Haarberg-Fidone)	Touchdown
28	Purdue	Rush (Johnson)	Touchdown
27	Minnesota	Rush (Ervin)	1st-10
27	Michigan State	Pass (Haarberg-Fidone)	1st-10
26	Colorado	Rush (Ervin)	1st-Down
26	Northern Illinois	Pass (Haarberg-Washington)	1st-10
26	Minnesota	Rush (Simms)	1st-10
25	Louisiana Tech	KOR (Hill)	1st-10
25	Illinois	Rush (Haarberg)	Touchdown
24	Northwestern	Rush (Johnson)	1st-10
23	Colorado	KOR (Johnson)	1st-10
23	Michigan	KOR (Hill)	1st-10
23	Purdue	Pass (Haarberg-Fleeks)	1st-10
22	Michigan State	Pass (Haarberg-Bullock)	1st-10
22	Louisiana Tech	Pass (Haarberg-Kemp)	1st-10
22	Louisiana Tech	KOR (A. Bullock)	1st-10
22	Illinois	KOR (Hill)	1st-10
21	Illinois	Pass (Haarberg-Fidone)	1st-10
21	Illinois	Pass (Haarberg-Hahn)	1st-10
21	Colorado	Pass (Sims-Kemp)	1st-Down
20	Northern Illinois	Pass (Haarberg-Fidone)	1st-10
20	Northern Illinois	Rush (Haarberg)	Touchdown
20	Northwestern	Rush (Haarberg)	1st-Goal

OPPONENT LONG PLAYS (32; 4 RUNS; 24 PASSES; 4 RETURNS)

YDS	OPPONENT	PLAY	RESULT
66	Northwestern	Pass (Sullivan-Kirtz)	1st-Goal
55	Purdue	FR (Jenkins)	Touchdown
46	Illinois	Pass (Altmyer-Bryant)	Touchdown
46	Michigan State	Pass (Houser-Franklin)	1st-10
42	Michigan State	Pass (Brown-Foster)	1st-10
41	Colorado	Pass (Sanders-Weaver)	1st-10
40	Colorado	Pass (Sanders-Hunter)	1st-10
39	Colorado	Pass (Sanders-Weaver)	1st-10
39	Northwestern	Rush (Tyus)	1st-10
35	Louisiana Tech	Pass (Turner-Harris)	1st-10
34	Colorado	Rush (Edwards)	1st-10
32	Northwestern	Pass (Sullivan-Henning)	1st-10
30	Colorado	Pass (Sanders-Dawson)	Touchdown
30	Michigan	PR (Morris)	1st-10
29	Purdue	Pass (Card-Dixon-Veal)	Touchdown
29	Michigan	Pass (McCarthy-Wilson)	Touchdown
28	Louisiana Tech	Pass (Turner-Allen)	1st-10
28	Michigan State	Pass (Houser-Henry)	1st-10
25	Purdue	KOR (Tracy)	1st-10
25	Michigan State	Pass (Leavitt-Foster)	Touchdown
24	Louisiana Tech	Pass (Turner-Allen)	1st-10
24	Northwestern	KOR (Henning)	1st-10
22	Colorado	Pass (Sanders-Hunter)	1st-10
21	Michigan	Rush (McCarthy)	Touchdown
21	Illinois	Pass (Altmyer-Williams)	1st-10
20	Michigan	Rush (Mullings)	Touchdown
20	Michigan	Pass (McCarthy-Johnson)	1st-10
20	Minnesota	Pass (Kaliakmanis-Crooms)	1st-10
20	Minnesota	Pass (Kaliakmanis-Crooms)	1st-10
20	Louisiana Tech	Pass (Turner-Allen)	Touchdown
20	Illinois	Pass (Altmyer-Williams)	1st-10
20	Illinois	Pass (Altmyer-Washington)	1st-10

GAME-OPENING DRIVES

OPPONENT	[-----NEBRASKA-----]			[-----OPPONENT-----]		
	PTS.	1ST DWN	YDS	PTS.	1ST DWN	YDS
Minnesota	0	2	32	0	2	28
at Colorado	0	2	38	0	3	30
Northern Illinois	7	3	55	0	0	5
Louisiana Tech	0	1	17	0	1	14
Michigan	0	0	1	7	4	75
at Illinois	3	3	86	0	4	74
Northwestern	0	0	0	0	0	-7
Purdue	0	0	-13	0	0	-1
Michigan State	0	0	6	3	2	71

SECOND-HALF OPENING DRIVES

OPPONENT	[-----NEBRASKA-----]			[-----OPPONENT-----]		
	PTS.	1ST DWN	YDS	PTS.	1ST DWN	YDS
Minnesota	7	1	35	0	0	4
at Colorado	7	2	66	0	1	41
Northern Illinois	0	0	-4	0	0	2
Louisiana Tech	7	3	85	0	3	47
Michigan	0	1	53	7	5	78
at Illinois	0	2	32	0	0	18
Northwestern	0	1	10	0	0	6
Purdue	0	0	1	0	0	6
at Michigan State	0	2	29	3	3	53



NEBRASKA & OPPONENT SCORING DRIVES, MISCELLANEOUS STATS

SCORING DRIVES

GAME	SCORING DRIVES		[----TIME----]		[--PLAYS--]		5 OR LESS	1 OR 0
	TOT	AVG.	TOT	AVG.	TOT	AVG.		
at Minnesota	2	8:34	4:17	15	7.50	1	0	
at Colorado	2	4:02	2:01	10	5.00	1	0	
Northern Illinois	5	18:04	3:36	38	7.60	2	0	
Louisiana Tech	4	11:46	2:56	24	6.00	2	0	
Michigan	1	0:11	0:11	1	1.00	1	1	
Illinois	4	15:17	3:49	30	7.50	2	1	
Northwestern	3	9:25	3:08	0	0.00	0	0	
Purdue	5	14:04	2:48	29	5.80	2	2	
Michigan State	3	10:23	3:27	26	8.67	1	0	
TOTALS	29	91:46	3:09	163	5.6	11	4	
OPPONENTS	31	102:14	3:17	228	7.4	8	1	

NEBRASKA POINTS OFF TURNOVERS

GAME	TOs GAINED	TD	FG-FGA	PTS.	(NU FUM./LOST, INT)
at Minnesota	1 (0/0 F/L, 1 INT)	0	1-1	3	4 (2/1 F/L, 3 INT)
Colorado	1 (1/1 F/L, 0 INT)	1	0-0	7	4 (4/3 F/L, 1 INT)
Northern Illinois	1 (1/0 F/L, 1 INT)	1	0-0	7	1 (1/1 F/L, 0 INT)
Louisiana Tech	1 (3/0 F/L, 1 INT)	0	0-0	0	0 (3/0 F/L, 0 INT)
Michigan	0 (1/0 F/L, 0 INT)	0	0-0	0	1 (3/0 F/L, 1 INT)
Illinois	2 (2/1, F/L, 1 INT)	0	1-1	3	3 (3/2 F/L, 1 INT)
Northwestern	1 (2/0 F/L, 1 INT)	0	0-0	0	2 (3/0 F/L, 2 INT)
Purdue	3 (2/1 F/L, 2 INT)	1	0-0	7	4 (5/4 F/L, 0 INT)
Michigan State	0 (0/0 F/L, 0 INT)	0	0-0	0	3 (2/1 F/L, 2 INT)
TOTAL	10 (12/3 F/L, 7 INT)	3	2-2	27	22 (26/12 F/L, 10 INT)
OPPONENTS	22 (26/12 F/L, 10 INT)	6	4-8	54	10 (12/3 F/L, 7 INT)

PENALTY NUMBERS

	NU PEN.-YDS.	OPP. PEN.-YDS
at Minnesota	7-55	3-25
at Colorado	6-40	9-80
No. Illinois	5-70	2-10
Louisiana Tech	6-55	12-100
Michigan	4-30	0-0
Illinois	10-70	3-30
Northwestern	3-30	8-75
Purdue	6-49	8-84
Michigan State	0-0	7-70
TOTALS (AVG/PENALTY)	47-399 (8.5)	52-474 (9.1)
AVG/GAME	5.2-44.3	5.8-52.7

STARTING FIELD POSITION*

GAME	NU AVG. START	OPP. AVG. START	NU DIFF.
	(yards/drives/in 20/past 50)	(yards/drives/in 20/past 50)	
at Minnesota	29.8 (268/9/3/1)	25.1 (251/10/5/0)	4.7
at Colorado	24.5 (319/13/2/0)	43 (559/13/0/3)	-18.5
Northern Illinois	29.5 (383/13/4/2)	29.8 (387/13/2/1)	-0.3
Louisiana Tech	26.8 (321/12/4/1/0)	20.6 (227/11/6/0)	6.2
Michigan	24.4 (244/10/1/0)	37.6 (338/9/1/2)	-13.2
at Illinois	42.1 (590/14/2/5)	22.5 (270/12/4/0)	19.6
Northwestern	28.6 (372/13/4/2)	31.4 (408/13/4/3)	-2.8
Purdue	33.1 (463/13/3/3)	34.9 (489/14/3/3)	-1.8
at Michigan St.	22.9 (298/13/3/0)	30.5 (396/13/3/2)	-7.6
TOTAL	29.6 (3258/110/26/14)	30.8 (3325/108/28/14)	-1.2

*does not include drives with time of 0:00 (i.e. defensive and special teams touchdowns, end of half turnovers, overtime, etc.)

NEBRASKA SCORING DRIVES

OPPONENT	PLAYS	YDS	[---DRIVE---				PLAY
			TIME	SCORE	QTR./TIME	PLAY	
Minnesota	2	35	0:57	7-3	3rd/14:03	Bullock 34-yd pass from Sims	
Minnesota	13	80	7:37	10-3	4th/12:42	Alvano 27-yd FG	
Colorado	4	66	2:10	7-13	3rd/9:50	Sims 57-yd rush	
Colorado	6	57	1:51	14-36	4th/0:00	Fidone 4-yd pass from Haarberg	
Northern Illinois	6	55	3:17	7-0	1st/9:39	Kemp 10-yd pass from Haarberg	
Northern Illinois	4	36	2:13	14-3	2nd/3:15	Fidone 16-yd pass from Haarberg	
Northern Illinois	14	76	7:10	21-3	3rd/1:00	Ervin 3-yd rush	
Northern Illinois	9	65	5:33	28-3	8th/8:19	Haarberg 20-yd rush	
Northern Illinois	5	35	3:07	35-3	4th/3:23	Grant 11-yd rush	
Louisiana Tech	9	79	4:23	7-0	2nd/11:31	Kemp 9-yd rush	
Louisiana Tech	9	85	4:56	14-7	3rd/9:57	Grant 2-yd rush	
Louisiana Tech	3	46	0:52	21-7	4th/14:52	Fidone 29-yd pass from Haarberg	
Louisiana Tech	3	82	1:35	28-7	4th/11:13	Haarberg 72-yd rush	
Michigan	1	74	0:11	7-45	4th/4:17	Fleeks 74-yd rush	
Illinois	11	86	6:47	3-0	1st/1:59	Alvano 31-yd FG	
Illinois	14	79	6:38	10-0	2nd/6:47	Grant 1-yd rush	
Illinois	1	25	0:06	17-0	2nd/6:37	Haarberg 25-yd rush	
Illinois	4	8	1:44	20-7	3rd/8:16	Alvano 32-yd FG	
Northwestern	9	35	4:00	3-3	1st/3:11	Alvano 45-yd FG	
Northwestern	10	77	5:18	10-6	2nd/0:23	Haarberg 3-yd rush	
Northwestern	1	44	0:07	17-6	4th/14:03	Coleman 44-yd pass from Haarberg	
Purdue	15	87	8:52	7-0	2nd/10:43	Fidone 1-yd pass from Haarberg	
Purdue	1	73	0:11	14-0	2nd/8:54	Lloyd 73-yd pass from Haarberg	
Purdue	0	0	0:00	21-0	3rd/12:02	Newsome 68-yd blocked FG return	
Purdue	6	14	2:32	24-0	4th/12:23	Alvano 55-yd FG	
Purdue	4	48	2:09	31-14	4th/2:29	Johnson 28-yd rush	
Michigan State	10	59	4:31	7-3	2nd/12:40	Haarberg 5-yd rush	
Michigan State	12	74	4:56	10-10	2nd/0:06	Alvano 24-yd FG	
Michigan State	4	65	0:56	17-20	4th/3:35	Johnson 4-yd rush	

OPPONENT SCORING DRIVES

OPPONENT	PLAYS	YDS	[---DRIVE---				PLAY
			TIME	SCORE	QTR./TIME	PLAY	
Minnesota	13	67	7:41	3-0	2nd/12:31	Kesich 34-yd FG	
Minnesota	10	53	2:21	10-10	4th/2:32	Jackson 13-yd pass from Kalkimianis	
Minnesota	6	22	0:58	13-10	4th/0:00	Kesich 47-yd FG	
Colorado	4	6	1:12	3-0	2nd/4:20	Feely 31-yd FG	
Colorado	1	30	0:08	10-0	2nd/2:35	Dawson 30-yd pass from Sanders	
Colorado	6	50	0:49	13-0	2nd/0:00	Feely 32-yd FG	
Colorado	10	75	3:01	20-7	3rd/6:49	Weaver 12-yd pass from Sanders	
Colorado	8	55	3:45	23-7	3rd/1:20	Feely 30-yd FG	
Colorado	9	65	4:09	29-7	4th/10:45	Dawson 8-yd rush	
Colorado	6	55	3:03	36-7	4th/4:54	Sanders 6-yd rush	
Northern Illinois	4	-8	2:13	3-7	1st/3:08	Seibert 30-yd FG	
Northern Illinois	11	75	0:04	11-35	4th/0:04	Carter 4-yd pass from Hampton	
Louisiana Tech	10	87	5:11	7-7	2nd/6:07	Fields 14-yd rush	
Louisiana Tech	6	51	3:22	14-28	4th/5:17	Allen 20-yd pass from Turner	
Michigan	11	75	5:40	7-0	1st/9:20	Wilson 29-yd pass from McCarthy	
Michigan	3	29	1:24	14-0	1st/7:15	Mullins 29-yd rush	
Michigan	9	88	5:02	21-0	2nd/11:22	McCarthy 21-yd rush	
Michigan	8	55	3:36	28-0	2nd/0:23	Wilson 16-yd pass from McCarthy	
Michigan	11	78	5:50	35-0	3rd/5:58	Corum 1-yd rush	
Michigan	13	63	6:21	38-0	4th/14:17	Turner 30-yd FG	
Michigan	10	50	5:48	45-0	4th/4:37	O'Leary 8-yd pass from Denegal	
Illinois	5	76	1:45	7-17	2nd/1:31	Bryant 46-yd pass from Altmeyer	
Northwestern	5	-14	2:21	3-0	1st/7:17	Olsen 45-yd FG	
Northwestern	10	73	5:32	6-3	2nd/5:48	Olsen 37-yd FG	
Northwestern	6	68	2:48	9-17	4th/11:09	Olsen 25-yd FG	
Purdue	3	24	0:46	6-24	4th/9:09	Dixon-Veal 29-yd pass from Card	
Purdue	0	0	0:00	12-24	4th/6:24	Jenkins 55-yd fumble return	
Michigan State	8	71	3:04	3-0	1st/11:51	Kim 35-yd FG	
Michigan State	6	75	3:26	10-7	2nd/9:14	Fitzpatrick 11-yd pass from Houser	
Michigan State	12	53	6:24	13-0	3rd/5:11	Kim 50-yd FG	
Michigan State	4	38	1:15	20-10	4th/12:13	Foster 26-yd pass from Leavitt	

INDIVIDUAL CAREER/SEASON SUPERLATIVES

SEASON AND CAREER, MOST PASSING YARDS

PLAYER	2023	CAREER	2023	CAREER
Heinrich Haarberg	199 vs. Michigan	same	72* vs. Purdue (Lloyd)	same
Chubba Purdy		181^ vs. NC State, '20		69^ vs. NC State, '20
Jeff Sims	114 at Minnesota	359 vs. Pittsburgh, '21	34* at Minnesota (A. Bullock)	77 # Georgia Tech, '21

*-Indicates touchdown pass; #-Georgia Tech; ^ - at Florida State

SEASON AND CAREER, LONGEST PASS

SEASON AND CAREER, MOST RECEIVING YARDS

PLAYER	2023	CAREER	2023	CAREER
Alex Bullock	56 at Minnesota	same	34 * at Minnesota (Sims)	same
Nate Boerkircher	33 at Colorado	same	17 at Colorado (Sims)	19 vs. North Dakota, '22 (Thompson)
Janiran Bonner	5 vs. Illinois	same	5 at Illinois (Haarberg)	same
Malachi Coleman	44 vs. Northwestern	same	44* vs. Northwestern (Haarberg)	same
Jaidyn Doss	16 vs. Purdue	same	16 vs. Purdue (Haarberg)	same
Isaiah Garcia-Castaneda	7 at Minnesota	120 at Northwestern, '22	6 at Minnesota (Sims)	75-& at New Mexico, 21
Gabe Ervin Jr.	20 vs. Northern Illinois	same	12 vs. Northern Illinois (Haarberg)	same
Thomas Fidone III	43 at Michigan State	same	29 * vs. La Tech (Haarberg)	same
Josh Fleeks	24 vs. Purdue	126# at Oklahoma State, '19	23 vs. Purdue (Haarberg)	64 # at Oklahoma State, '19
Anthony Grant	9 vs. Northern Illinois	34 at Rutgers '22	9 vs. Northern Illinois (Haarberg)	16 vs. Illinois, '22 (Thompson)
Heinrich Haarberg	10 at Minnesota	same	6 at Minnesota (Sims)	same
Ty Hahn	21 vs. Illinois	same	21 at Illinois (Haarberg)	same
Billy Kemp IV	62 vs. Louisiana Tech	106 ! at North Carolina, '21	34 vs. Michigan (Haarberg)	same
Rahmir Johnson	6 at Minnesota	105 Michigan, '21	6 at Minnesota (Sims)	43 Michigan, '21 (Martinez)
Emmett Johnson	20 vs. Michigan	same	13 vs. Michigan (Haarberg)	same
Jaylen Lloyd	73 vs. Purdue	same	73* vs. Purdue (Haarberg)	same
Marcus Washington	56 vs. Michigan	123 vs. Ga. Southern, '22	56 vs. Michigan (Haarberg)	58-@ vs. Oklahoma State 2021

*-Indicates touchdown scored &-at New Mexico State; @-Texas; !-at Virginia; #-at Baylor

SEASON AND CAREER, LONGEST CATCH

SEASON AND CAREER, MOST RUSHING YARDS

PLAYER	2023	CAREER	2023	CAREER
Timmy Bleekrode	10 vs. Louisiana Tech	same	10 vs. Louisiana Tech	same
Janiran Bonner	5 vs. Michigan	same	3 vs. Michigan	same
Gabe Ervin Jr.	74 at Colorado	same	27 at Minnesota	same
Anthony Grant	135 vs. Louisiana Tech	189 vs. North Dakota '22	34 vs. Louisiana Tech	46** at NW; vs. No. Dakota, '22
Josh Fleeks	74 vs. Michigan	74 vs. Michigan	74 * vs. Michigan	same
Isaiah Garcia-Castaneda		6 vs. Kentucky, '21		6 & vs. Kentucky, '21
Heinrich Haarberg	157 vs. Louisiana Tech	same	72 * vs. Louisiana Tech	same
Tommi Hill	-5 vs. Northern Illinois	same	-5 vs. Northern Illinois	same
Billy Kemp IV	9* vs. Louisiana Tech	23 @ vs. Wake Forest, '20	9 * vs. Louisiana Tech	9 3x, last vs. Louisiana Tech
Emmett Johnson	76 vs. Purdue	same	28 * vs. Purdue	same
Rahmir Johnson	66 at Colorado	83 at Minnesota, '2	44 at Colorado	same
Luke Lindenmeyer	-2 at Colorado	same	-1 at Colorado	same
Maurice Mazzucca	6 vs. Purdue	same	6 vs. Purdue	same
Jaylen Lloyd	9 at Minnesota	same	9 at Minnesota	same
Trevin Lubin	18 vs. Northern Illinois	same	18 vs. Northern Illinois	same
Chubba Purdy		54^ vs. NC State, '20		21^ vs. NC State, '20
Jeff Sims	91 at Minnesota	128 # North Carolina, '21	*57 at Colorado	same

*-Indicates touchdown scored ; ^-Florida State; #-Georgia Tech; &-New Mexico State @-Virginia

SEASON AND CAREER, LONGEST RUN

SEASON AND CAREER, MOST TACKLES, TFLS AND SACKS

PLAYER	TACKLES (2023)	CAREER	TFL (2023)	CAREER	SACKS (2023)	CAREER
Dwight Bootle	2 vs. No. Illinois	same		none		none
Chief Borders	3 vs. Michigan	same		none		none
Derek Branch	1 vs. No. Illinois	same		none		none
Kody Bretz	2 vs. Michigan	same		none		none
Omar Brown	8 vs. Louisiana Tech	11 \$, at Iowa State, '19	1.5 vs. Purdue	same		none
Ru'Quan Buckley	1 vs. La. Tech, Mich.	1 vs. Ford., '21; vs. La. Tech		none		none
Marques Buford Jr.	2 at Michigan State	8 at NW; vs. Minn., '22		1.0 vs UND, Illinois '22		none
John Bullock	8 vs. Louisiana Tech	same	1.0 at Illinois	none	1.0 at Illinois	none
Jimari Butler	6 vs. Northwestern	same	1.5 vs. Northwestern	same	1.0 4x last vs. NW	same
Isaac Gifford	10 vs. Purdue	11 vs. Ga. Southern, '22	2.0 vs. Purdue	2.0 vs. Indiana, '22; Purdue '23	0.5 vs. Northwestern	1.0 vs. Illinois, 2022
Blaise Gunnerson	4 at Minnesota; La Tech	same	1.0 at Minnesota	same	1.0 at Minnesota	same
Mikaj Gbayor	6 at Colorado	same	1.0 at Colo.; at Illinois	same		none
Malcolm Hartzog	6 at Colorado	same	1.0 at Minnesota	1.0 vs. Wis, '22; at Minn., '23		none
Austin Hausmann	1 vs. Northwestern	same		none		none
Nick Henrich	9 vs. Michigan	15 vs. Michigan, '21	2.0 at Colorado	same	2.0 at Colorado	same
Tommi Hill	3 at Michigan State	8 vs. Ga. Southern, '22		none		none
Nash Hutmacher	7 vs. Northwestern	same	2.5 vs. No. Illinois; NW	same	2.5 vs. Northwestern	same
Elijah Jeudy	2 vs. La Tech; NW	same	1.0 vs. Northwestern			
Sua Lefotu	2 vs. Michigan	none		none		none
Cameron Lenhardt	4 at Michigan State	same	2.0 at Colorado	same	2.0 at Colorado	same
Tamon Lynum	3 vs. Michigan	same	1.0 at Colorado	same	1.0 at Colorado	same
Ethan Nation	3 vs. Northwestern			none		none
Quinton Newsome	6 at Minnesota	10 vs. Ohio State, '21	1.0 vs. Louisiana Tech	2.5 vs. Illinois, '22		1 vs. Fordham, '21 Ill. '22
Luke Reimer	7 at Michigan State	19 vs. Purdue, '21	1.5 at Colorado	1.5 4x, last at Colorado, '23	1.5 at Colorado	same
Ty Robinson	3 4x, last at Michigan St.	6 vs. Illinois, '22	0.5 vs. NIU, Mich.	1.0 6x, last vs. Minnesota, '22	0.5 vs. No. Illinois	1 3x, last vs. Minnesota, '22
A.J. Rollins	4 vs. No. Illinois; Mich.	same		none		none
DeShon Singleton	7 at Minnesota; La Tech	same	1.5 vs. Louisiana Tech	same		none
Phalen Sanford	6 at Illinois; vs. Purdue	same	0.5 vs. Purdue	none		none
MJ Sherman	3 at Minnesota; at Illinois	same	1.0 vs. No. Illinois	same	1.0 vs. No. Illinois	same
Garrett Snodgrass	1 at Minn.; NW; MSU	4 vs. Illinois, '20		none		none
Grant Tagge	1 vs. Purdue	1 at Illinois; at Wis., '21; Pur, '23		none		none
Riley Van Poppel	1 at Colorado; Mich.	same	1.0 vs. Northwestern	same	1.0 vs. Northwestern	same
Princwell Umanmeilen	7 vs. Northwestern	same		none		none
Kai Wallen	1 at Colorado	same		none		none
James Williams	2 at Michigan State	same	1.0 vs. NW; at MSU	same	1.0 vs. NW; MSU	none
Javin Wright	7 vs. Michigan	same	0.5 at Michigan State	none		none

\$-at Northern Iowa; %-Arizona State; #-Georgia



NEBRASKA STATISTICAL HIGHS AND LOWS

NEBRASKA TOTALS	HIGHS	LOWS
Points Scored	35 vs. Northern Illinois	7 vs. Michigan
First Downs	23 vs. Northern Illinois	10 vs. Michigan
Rushing Attempts	49 at Illinois	21 vs. Michigan
Rushing Yards	312 vs. Louisiana Tech	106 vs. Michigan
Passes Attempted	28 at Michigan State	11 vs. Purdue
Passes Completed	14 vs. Northern Illinois; vs. Michigan	6 vs. Purdue
Had Intercepted	3 at Minnesota	0 vs. Northern Illinois; vs. Louisiana Tech; Purdue
Passing Yards	199 vs. Michigan	85 Northwestern
Total Plays	73 at Illinois	46 vs. Michigan
Total Yards	419 vs. Louisiana Tech	248 Northwestern
Possession Time	37:07 at Illinois	21:59 vs. Michigan
Fumbles	5 vs. Purdue	1 vs. Northern Illinois
Fumbles Lost	4 vs. Purdue	0 vs. Louisiana Tech; vs. Michigan; Northwestern
Turnovers	4 at Minnesota, at Colorado	0 vs. Louisiana Tech
Turnover Margin	+1 vs. Louisiana Tech	-3 at Minnesota, at Colorado; at Michigan State
Penalties	10 at Illinois	0 at Michigan State
Yards Penalized	70 vs. Northern Illinois at Illinois	0 at Michigan State
Sacks By-Yards Lost	8.0-65 at Colorado; 8-51 Northwestern	0-0 vs. Louisiana Tech; vs. Michigan
Team Tackles for Loss-Yards	13-62 vs. Northwestern	1.0-3 vs. Michigan

NEBRASKA INDIVIDUAL OFFENSIVE HIGHS

Most Rushing Attempts	22; Anthony Grant vs. Louisiana Tech
Most Net Rushing Yards	157; Heinrich Haarberg vs. Louisiana Tech
Most Rushing TDs	1; 12 times
Longest TD Run	74; Josh Fleeks vs. Michigan
Longest Run, No TD	44; Rahmir Johnson at Colorado
Most Pass Attempts	28; Heinrich Haarberg at Michigan State
Most Completed Passes	14; Heinrich Haarberg vs. Northern Illinois; vs. Michigan
Most Passing Yards	199; Heinrich Haarberg vs. Michigan
Most Passing TDs	2; Heinrich Haarberg vs. Northern Illinois; vs. Purdue
Longest TD Pass	73; Heinrich Haarberg to Jaylen Lloyd vs. Purdue
Longest Pass, No TD	56; Heinrich Haarberg to Marcus Washington vs. Michigan
Most Pass Receptions	5; Billy Kemp at Colorado; vs. Louisiana Tech
Most Receiving Yards	73; Jaylen Lloyd vs. Purdue
Most TD Receptions	1; Several players
Most Total Offense Attempts	45; Heinrich Haarberg vs. Northern Illinois (21 rush, 24 pass)
Most Total Offense Yards	264; Heinrich Haarberg vs. Louisiana Tech (157 rush, 107 passing)
Most All-Purpose Attempts	23; Anthony Grant vs. Louisiana Tech
Most All-Purpose Yards	157; Heinrich Haarberg vs. Louisiana Tech
Most Touchdowns Scored	1; Several times

NEBRASKA INDIVIDUAL SPECIAL TEAMS HIGHS

Most Field Goals Attempted	3; Tristan Alvano at Illinois
Most Field Goals Made	2; Tristan Alvano at Illinois
Longest Field Goal Made	55; Tristan Alvano vs. Purdue
Longest Field Goal Attempted	47; Tristan Alvano vs. Purdue
Longest Punt Return, TD	None
Longest Punt Return, No TD	8; Billy Kemp vs. Louisiana Tech
Most Punt Return Yardage	8; Billy Kemp at Minnesota; vs. Louisiana Tech
Longest Kickoff Return, TD	None
Longest Kickoff Return, No TD	63; Rahmir Johnson at Minnesota
Longest Blocked Punt, TD	None
Longest Blocked Field Goal Return	68; Quinton Newsome vs. Purdue
Most Kickoff Return Yardage	63; Rahmir Johnson at Minnesota
Most Punts	7; Brian Buschini vs. Northwestern (41.0 avg)
Highest Punting Average	47.7; Brian Buschini at Minnesota (3 punts)
Longest Punt	60; Brian Buschini at Minnesota
Most Blocked Field Goals	1; Elijah Jeudy vs. Purdue
Most Blocked Punts	1; Blaise Gunnerson at Illinois
Most Blocked PAT	None

NEBRASKA INDIVIDUAL DEFENSIVE HIGHS

Most Total Tackles	10; Isaac Gifford vs. Purdue
Most Solo Tackles	8; Isaac Gifford at Colorado
Most Tackles for Loss	2.5; Nash Hutmacher vs. Northern Illinois; vs. Northwestern
Most Yards Lost	16; Nash Hutmacher (2.5 TFL) vs. Northwestern
Most Quarterback Sacks	2.5; Nash Hutmacher vs. Northwestern
Most Yards Lost	16; Nash Hutmacher vs. Northwestern
Most Pass Breakups	3; Isaac Gifford at Illinois
Most Interceptions	2; Tommi Hill vs. Purdue
Longest Interception TD Return	None
Longest Interception Return, No TD	39; Quinton Newsome at Illinois
Longest Fumble TD Return	None
Longest Fumble Return, No TD	10; Tommi Hill at Illinois

OPPONENT STATISTICAL HIGHS AND LOWS

OPPONENT TOTALS	HIGHS	LOWS
Points Scored	45 vs. Michigan	7 at Illinois
First Downs	26 vs. Michigan	10 vs. Purdue
Rushing Attempts	51 vs. Michigan	19 at Illinois
Rushing Yards	249 vs. Michigan	21 at Illinois
Passes Attempted	47 at Illinois	23 vs. Michigan; vs. Northwestern
Passes Completed	32 at Colorado	12; vs. Northwestern
Had Intercepted	2 vs. Purdue	0 at Colorado; vs. Michigan; at Michigan State
Passing Yards	396 at Colorado	123 vs. Northern Illinois
Total Plays	77 at Colorado	58 vs. Northern Illinois
Total Yards	454 at Colorado	149 vs. Northern Illinois
Possession Time	38:01 vs. Michigan	22:53 at Illinois
Fumbles	3 vs. Louisiana Tech	0 at Minnesota; at Michigan State
Fumbles Lost	1 at Colorado; at Illinois	0 Six times
Turnovers	3 vs. Purdue	0 vs. Michigan; at Michigan State
Turnover Margin	+3 at Minnesota; at Colorado; at Michigan State	-1 vs. Louisiana Tech
Penalties	12 vs. Louisiana Tech	0 vs. Michigan
Yards Penalized	100 vs. Louisiana Tech	0 vs. Michigan
Sacks By-Yards Lost	7.0-41 at Michigan State	0-0 vs. Northwestern
Team Tackles for Loss-Yards	12.0-52 at Michigan State	2.0-4 vs. Northwestern

OPPONENT INDIVIDUAL HIGHS

Most Yards Rushing	74; Blake Corum (Michigan)
Most Rushing Attempts	16; Blake Corum (Michigan)
Most Yards Passing	393; Shedeur Sanders (Colorado)
Most Passing Attempts	47; Luke Altmyer (Illinois)
Most Pass Completions	31; Shedeur Sanders (Colorado)
Most Pass Receptions	10; Xavier Weaver (Colorado); Smoke Harris (Louisiana Tech)
Most Yards Receiving	170; Xavier Weaver (Colorado)

OPPONENT INDIVIDUAL LONGEST PLAYS

Rush	39; Anthony Tyrus III (Northwestern)
Pass	66; Brendan Sullivan to Bryce Kirtz (Northwestern)
Field Goal	50; Jonathan Kim (Michigan State)
Punt Return	30; Tyler Morris (Michigan)
Kickoff Return	25; Tyrone Tracy Jr. (Purdue)
Fumble Return	55; Kydran Jenkins (Purdue)
Interception Return	14; Tyler Nubin (Minnesota)
Punt	65; Tommy Doman (Michigan); Jack Ansell (Purdue)

*-Indicates touchdown scored

MINNESOTA 13, NEBRASKA 10

SCORE BY QUARTERS	1	2	3	4	FINAL
Nebraska	0	0	7	3	10
Minnesota	0	3	0	10	13

SCORING SUMMARY

QTR	TEAM	TIME	SCORE
2nd	MINN	12:31	Kesich 34 yd FG
3rd	NEB	14:03	A. Bullock 34 yd pass from Sims (Alvano kick)
4th	MINN	02:32	Jackson 13 yd pass from Kaliakmanis (Kesich kick)
4th	MINN	00:00	Kesich 47 yd FG

Minneapolis (Aug. 31) Nebraska's defense provided an outstanding effort, but a 47-yard walk-off field goal by Minnesota's Dragan Kesich lifted the Golden Gophers to a 13-10 victory over the Huskers.

Minnesota capitalized on a pair of Nebraska turnovers in the final five minutes after the Huskers built a 10-3 lead and had the ball near midfield late in the fourth quarter.

Nebraska finished the night with 181 rushing yards and 114 passing yards, while holding the Gophers to just 55 on the ground and 196 through the air. A 4-1 turnover edge by the Gophers was enough to doom the Big Red.

Quarterback Jeff Sims finished the night 11-of-19 through the air for 114 yards, while adding a team-best 91 rushing yards on 19 carries. Alex Bullock led the Husker receivers with three receptions for 56 yards and a touchdown.

DeShon Singleton and Omar Brown led a gritty Blackshirt defensive effort with seven tackles apiece, while Brown added an interception. Nash Hutmacher, Blaise Gunnerson and Luke Reimer all contributed sacks for the Husker defense that allowed just 251 yards.

The decisive turnover came with less than one minute left and Nebraska moving the ball in hopes of a walk-off score of its own. A Sims pass over the middle intended for Nate Boerkircher was intercepted by Minnesota's Tyler Nuben - his second of the game - at the Gopher 35 with 58 seconds remaining. Minnesota then moved the ball quickly to the Nebraska 35, hoping to push the ball a few yards closer for the strong leg of Kesich. But the Gophers were flagged for a false start to set up 3rd-and-13 at the NU 40 with 17 seconds left. The Gophers overcame the mistake with an 11-yard run by Sean Tyler to set up Kesich's 47-yard field goal as time expired.

The whole exchange may have been impossible had the Big Red not suffered a lost fumble from Anthony Grant with 4:53 left that was forced by Justin Walley and recovered by Aidan Gousby at the Minnesota 47. Just over two minutes later, UM quarterback Athan Kaliakmanis kept Minnesota's hopes alive by connecting with Daniel Jackson on a 13-yard touchdown on 4th-and-10 with 2:32 remaining in the game. Kaliakmanis finished the night 24-of-44 passing for 196 yards with one touchdown and one interception while being sacked three times. Jackson led the Gopher receivers with nine receptions for 68 yards.

In a low-scoring Big Ten slugfest, Nebraska scored its first touchdown of the season on back-to-back huge plays to open the second half. Rahmir Johnson opened the second half with a 63-yard kickoff return. On the first play from scrimmage, Sims pitched the ball to the right to Grant, who threw a lateral back to Sims in the left flat that bounded to the turf. Sims gave chase, gathered the ball and threw deep for a 34-yard touchdown to Alex Bullock, who was standing alone in the end zone.

Nebraska's defense continued to play lights out for the rest of the quarter, including a crucial interception by cornerback Omar Brown late in the period after the Golden Gophers threatened the Husker red zone.

The Big Red moved the ball effectively late in the period and took the 7-3 edge to fourth quarter after penetrating the Minnesota red zone. The Huskers pushed inside the Gopher 5 but could not punch it in the end zone. Alvano came on to boot the first field goal of his career, connecting from 27 yards with 12:42 left to extend NU's edge to 10-3.

TEAM STATISTICS

	NEB	MINN
FIRST DOWNS	18	20
RUSHES-YARDS (NET)	37-181	25-55
PASSING YDS (NET)	114	196
Passes Att-Comp-Int	19-11-3	44-24-1
TOTAL OFFENSE PLAYS-YARDS	56-295	69-251
Fumble Returns-Yards	0-0	0-0
Punt Returns-Yards	2-8	1-10
Kickoff Returns-Yards	2-78	3-49
Interception Returns-Yards	1-0	3-14
Punts (Number-Avg)	3-47.7	4-45.0
Fumbles-Lost	2-1	2-1
Penalties-Yards	7-55	3-25
Possession Time	29:18	30:42
Third-Down Conversions	5-11	8-17
Fourth-Down Conversions	0-0	2-2
Red-Zone Scores-Chances	1-2	2-2
Sacks By: Number-Yards	3-12	3-26

RUSHING: MINN-Tyler, Sean 10-41; Williams, Bryce 6-14; Kaliakmanis, Athan 6-5 Taylor, Darius 1-3; TEAM 1-3; Jackson, Daniel 1-5. **NEB-**Sims, Jeff 19-91; Ervin Jr., Gabe 7-55; Grant, Anthony 9-27; Lloyd Jaylen 1-9; Johnson, Rahmir 1-1

PASSING: MINN-Kaliakmanis, Athan 24-44-1-196-1. **NEB-**Sims, Jeff 11-19-3-114-1

RECEIVING: MINN- Jackson, Daniel 9-68; Crooms, Corey 7-63; Spann-Ford, Brevyn 5-45; Williams, Bryce 2-11; Spencer, Elijah 1-9. **NEB-**Bullock, Alex 3-56; Washington, Marcus 3-31; Johnson, Rahmir 2-6; Haarberg, Heinrich 1-10 Garcia-Castaneda, Isaiah 1-7; Boerkircher, Nate 1-4

INTERCEPTIONS: MINN-Nubin, Tyler 2-14; Jones, Tre'von 1-0. **NEB-**Brown, Omar 1-0

FUMBLES: MINN-None; **NEB-**Team 1-0; Anthony Grant 1-1;

TACKLES: MINN-Jones, Tre'Von 8-1. **NEB-**Brown, Omar 5-2; Singleton, DeShon 2-5

NO. 22 COLORADO 36, NEBRASKA 14

SCORE BY QUARTERS	1	2	3	4	FINAL
Nebraska	0	0	7	7	14
No. 22 Colorado	0	13	10	13	36

SCORING SUMMARY

QTR	TEAM	TIME	SCORE
2	COL	04:20	Feely 31 yd FG
2	COL	02:35	Dawson 30 yd pass from Sanders (Feely kick)
2	COL	00:00	Feely 32 yd FG
3	NEB	09:50	Sims 57 yd rush (Alvano kick)
3	COL	06:49	Weaver 12 yd pass by Sanders (Feely kick)
3	COL	01:20	Feely 30 yd FG
4	COL	10:45	Dawson 8 yd rush (Pass Failed)
4	COL	04:54	Sanders 6 yd rush (Feely kick)
4	NEB	00:00	Fidone II 4 yd from Haarberg (Alvano Kick)

Boulder, Colo. (Sept. 9) - Nebraska got a third-quarter touchdown by Jeff Sims to pull within 13-7, but the Huskers were unable to get any closer as No. 22 Colorado pulled away for a 36-14 victory.

Sims capped a 66-yard drive with a career-long 57-yard sprint to paydirt to pull the Big Red within six with 9:50 remaining in the third quarter.

The rest of the second half belonged to Colorado, as the Buffaloes put up 23 unanswered points before Nebraska scored in the final seconds.

Colorado quarterback Shedeur Sanders connected on 31-of-42 passes for 393 yards and two touchdowns and rushed for another. Xavier Weaver led the CU receiving corps with 10 grabs for 170 yards and a score that extended CU's advantage to 20-7 midway through the third quarter.

The Huskers managed 341 total yards, including 119 passing and 222 rushing, while the Buffaloes had 468 total yards, including 396 through the air, and took advantage of four Husker turnovers that led to 17 CU points.

Colorado capitalized on back-to-back turnovers to break a scoreless tie and take a 13-0 lead into the locker room. A fumbled snap gave CU the ball at the NU 25-yard line before settling for a Jace Feely 31-yard field goal. On the next possession, Sims was picked off and CU turned that miscue into a touchdown, as Sanders found Tar'varish Dawson on a 30-yard pass on the Buffs' next play from scrimmage. After a Husker punt, Feely's 32-yard field goal capped a six-play 50-yard drive in the final seconds of the first half.

Sims completed 9-of-15 passes for 106 yards and an interception, while Heinrich Haarberg completed 2-of-6 attempts for 13 yards and a score for Nebraska. Billy Kemp IV was Nebraska's top target, hauling in five catches for 57 yards. Gabe Ervin Jr. led the NU ground game with a career-high 74 yards on 17 carries. Sims added 67 yards on 10 attempts with a score, while Rahmir Johnson contributed 66 yards on 11 totes.

After Sims' score, Colorado responded by going 75 yards in 10 plays capped by Weaver's 12-yard touchdown catch after his 41-yard catch and run on third down set up the score. The Buffaloes tacked on a field goal and a pair of touchdowns to grow the lead to 29, before Haarberg threw a 4-yard pass for Travis Fidone II on the final play from scrimmage.

Nebraska had eight sacks - the most by Nebraska since 2009 in the losing effort, including two apiece from Nick Henrich and Cameron Lenhardt.

TEAM STATISTICS

	NEB	COLO
FIRST DOWNS	16	23
RUSHES-YARDS (NET)	41-222	33-72
PASSING YDS (NET)	119	396
Passes Att-Comp-Int	22-11-1	44-32-0
TOTAL OFFENSE PLAYS-YARDS	63-341	77-454
Fumble Returns-Yards	0-0	1-5
Punt Returns-Yards	0-0	1-11
Kickoff Returns-Yards	1-23	0-0
Interception Returns-Yards	0-0	1-4
Punts (Number-Avg)	4-35.0	4-38.2
Fumbles-Lost	4-3	1-1
Penalties-Yards	6-40	9-80
Possession Time	29:41	30:19
Third-Down Conversions	4-13	10-18
Fourth-Down Conversions	0-2	0-1
Red-Zone Scores-Chances	1-1	6-6
Sacks By: Number-Yards	8-65	2-14

RUSHING: COLO-Edwards, Dylan 9-55; Hankerson, Anthony 6-26; Offerdahl, Charlie 2-11; Dawson, Tar'Vish 1-8; Wilkerson, Sy'Veon 1-1; Smoke, Kавosley 1-0; Horn Jr., Jimmy 1-1; Staub, Ryan 1-12; Sanders,Shedeur 11-16. **NEB-**Ervin Jr., Gabe 17-74; Sims, Jeff 10-67; Johnson, Rahmir 11-66; Haarberg, Heinrich 2-17; Lindenmeyer, Luke 1-2.

PASSING: COLO-Sanders, Shedeur 31-42-0-393-2; Staub, Ryan 1-2-0-3-0. **NEB-**Sims, Jeff 9-15-1-106-0; Haarberg, Heinrich 2-6-0-13-1; Purdy, Chubba 0-1-0-0-0.

RECEIVING: COLO- Weaver, Xavier 10-170; Horn Jr., Jimmy 8-64; Hunter, Travis 3-73; Dawson, Tar'varish 3-41; Edwards, Dylan 3-8; Harrison, Michael 2-25; Hankerson, Anthony 1-8; Wilkerson, Sy'veon 1-4; Gaines, Willie 1-3. **NEB-**Kemp, Billy 5-57; Boerkircher, Nate 2-33; Fidone, Thomas 2-13; Washington, Marcus 1-13; Johnson, Rahmir 1-3

INTERCEPTIONS: COLO-Silmon-Craig, Cam'Ron 1-15. **NEB-**None

FUMBLES: COLO- Staub, Ryan 1-1 **NEB-** Sims, Jeff 2-2, Lindenmeyer, Luke 1-0, Ervin Jr., Gabe 1-1

TACKLES: COLO- Cooper, Omarion 5-1. **NEB-**Gifford, Isaac 8-0

NEBRASKA 35, NO. ILLINOIS 11

SCORE BY QUARTERS	1	2	3	4	FINAL
Northern Illinois	3	0	0	8	11
Nebraska	7	7	7	14	35

SCORING SUMMARY

QTR	TEAM	TIME	SCORE
1st	NEB	09:39	Kemp 10 yd pass from Haarberg (Alvano kick)
1st	NIU	03:08	Seibert 30 yd FG
2nd	NEB	03:15	Fidone II 16 yd pass from Haarberg (Alvano kick)
3rd	NEB	01:00	Ervin Jr. 3 yd rush (Alvano kick)
4th	NEB	08:19	Haarberg 20 yd rush (Alvano kick)
4th	NEB	03:23	Grant 11 yd rush (Alvano kick)
4th	NIU	00:04	Carter 4 yd pass from Hampton (Dozier pass from Hampton)

Lincoln (Sept. 16) -The Blackshirts put up an impressive defensive performance, while quarterback Heinrich Haarberg guided the Huskers effectively in his first career start as Nebraska picked up its first win under Matt Rhule with a 35-11 victory over Northern Illinois in the home opener at Memorial Stadium.

Haarberg, making the start as Jeff Sims was out with an injury, finished with 256 total yards to guide a Husker attack that rolled up 382 yards of total offense. Haarberg completed 14-of-24 passes for 158 yards and two touchdowns while rushing for 98 yards and a score on 21 carries.

The Blackshirts were dominant, holding Northern Illinois to just 26 rushing yards, while limiting NIU starting quarterback Rocky Lombardi to 11-for-28 passing for 73 yards and an interception. Nebraska, which notched its first win of the season, held Northern Illinois to just 149 total yards in a dominant defensive performance, as the Huskies were held without a touchdown until the final seconds of the game.

The Huskers scored on their first possession, going 55 yards in six plays as Haarberg connected with Billy Kemp IV on a 10-yard touchdown strike to put the Huskers up 7-0 with 9:39 left in the first quarter.

Northern Illinois had an early opportunity to tie the game, getting the ball first-and-goal at the NU 5-yard line following a sack and fumble by Haarberg. The Blackshirts stood tall and got a nine-yard sack on third down to force a 30-yard field goal from Jake Seibert.

Nebraska continued to lead 7-3 until late in the second quarter, when the Huskers took advantage of a short field that was created by a stout Husker defense and a low snap that was momentarily mishandled in the end zone by NIU's punter. Nebraska needed only four plays to go 36 yards, as Haarberg found Thomas Fidone II for a 16-yard scoring strike to extend the lead to 14-3. Fidone finished with team highs of four receptions for 42 yards in the game.

Nebraska used its best drive of the night to extend the lead to 21-3 late in the third quarter. NU marched 76 yards on 14 plays before Gabe Ervin Jr. scored from three-yards out with 1:00 left in the third period. The sophomore running back finished with 14 carries for 67 yards on the night.

Haarberg led another sustained drive in the fourth quarter, moving the Big Red 65 yards in nine plays capped by his own 20-yard touchdown run to put the Huskers up 28-3 with 8:19 left. Javin Wright's interception set up NU's last score, as Anthony Grant scampered 11 yards to paydirt to wrap up a 35-yard drive in five plays to make it 35-3 with 3:23 remaining.

NIU was held under 100 total yards until an 11-play, 75-yard drive in the final minutes culminated in a Chris Carter four-yard touchdown reception from Ethan Hampton with four seconds remaining.

TEAM STATISTICS	NIU	NEB
FIRST DOWNS	12	23
RUSHES-YARDS (NET)	22-26	44-224
PASSING-YARDS (NET)	123	158
Passes Att-Comp-Int	36-17-1	24-14-0
TOTAL OFFENSE PLAYS-YARDS	58-149	68-382
Fumble Returns-Yards	0-0	0-0
Punt Returns-Yards	1-2	2-3
Kickoff Returns-Yards	1-13	2-16
Interception Returns-Yards	0-0	1-12
Punts (Number-Avg)	9-40.9	6-42.8
Fumbles-Lost	0-0	0-0
Penalties-Yards	2-10	5-70
Possession Time	23:43	36:17
Third-Down Conversions	4-15	8-14
Fourth-Down Conversions	1-1	0-0
Red-Zone Scores-Chances	2-2	5-5
Sacks By: Number-Yards	1-7	3-27

RUSHING: NIU- Brown, Antonio 8-16; Williams, Gavin 4-14; Flowers, Kendrell 3-10; Lampe, Brock 2-4; Lombardi, Rocky 5--18. **NEB-** Haarberg, Heinrich 21-98; Ervin Jr., Gabe 14-67; Grant, Anthony 7-46; Luben, Trevin 1-18; Hill, Tommi 1--5

PASSING: NIU-Lombardi, Rocky 11-28-1 73 0; Hampton, Ethan 6-8-0-50-1.

NEB-Haarberg, Heinrich 14-24-0-158-2

RECEIVING: NIU-Patterson, Davis 2-30; Pardridge, Dane 2-18; Carter, Chris 2-12; Rutkiewicz, Kacper 2-7; Dozier, Billy 1-17; Lampe, Brock 1-9; Pipkin, Keyshaun 1-8; Johnson, Jalen 1-6; Rudolph, Trayvon 1-5; Barnes, Grayson 1-3; Williams, Gavin 1-3; Flowers, Kendrell 1-3; Brown, Antonio 1-2. **NEB-** Fidone, Thomas 4-42; Kemp, Billy 3-13; Washington, Marcus 2-37; Ervin Jr., Gabe 2-20; Bullock, Alex 1-33; Grant, Anthony 1-9; Fleeks, Josh 1-4

INTERCEPTIONS: NIU-0-0. **NEB-**Wright, Javin 1-12

FUMBLES: NIU-None. **NEB-**Haarberg, Heinrich 1-1

TACKLES: NIU- Valcarrels, Nate 7-3. **NEB-**Hutmacher, Nash 3-3

NEBRASKA 28, LOUISIANA TECH 14

SCORE BY QUARTERS	1	2	3	4	FINAL
Louisiana Tech	0	7	0	7	14
Nebraska	0	7	7	14	28

SCORING SUMMARY

QTR	TEAM	TIME	SCORE
2nd	NEB	11:31	Kemp 9 yd rush (Alvano kick)
2nd	LT	6:07	Fields 14 yd rush (Barnes kick)
3rd	NEB	9:57	Grant 2 yd rush (Alvano kick)
4th	NEB	14:52	Fidone II 29 yd pass from Haarberg (Alvano kick)
4th	NEB	11:13	Haarberg 72 yd rush (Alvano kick)
4th	LT	5:17	Allen 20 yd pass from Turner (Barnes kick)

Lincoln (Sept. 23) -Nebraska relied on its defense and running game to churn out a 28-14 win over Louisiana Tech.

The Huskers put up 419 total yards, including 312 on the ground, while holding the Bulldogs to 338 total yards and just 46 rushing yards. It was the first time in 21 games that NU had at least 300 rushing yards.

Husker quarterback Heinrich Haarberg led the attack with a career-high 157 yards on 19 carries, including a 72-yard touchdown run that gave NU a 28-7 lead with 11:13 left. Haarberg, who also completed 8-of-17 passes for 107 yards and another score, was one of two 100-yard rushers for the Huskers, as Anthony Grant had 135 yards and a touchdown. It was the first time since the 2020 season that NU had multiple 100-yard rushers.

Nebraska led 28-7 with under nine minutes remaining before the game was delayed 55 minutes because of lightning. Louisiana Tech got to within 28-14 with 5:17 remaining and had a chance to pull closer, but Isaac Gifford's interception sealed the Huskers' second straight win.

After a deadlocked first half, the Huskers took control of the game with the ground game, racking up 187 yards on the ground after halftime.

Grant, Haarberg and the Huskers set the tone for a strong second half with a nine-play, 85-yard march on the opening drive of the half that resulted in Grant's three-yard touchdown run. The drive also featured a 34-yard burst by Grant and a 19-yard run by the Husker back on a 4th-and-1 from the NU 21 to set up his score.

The Blackshirts held the Bulldogs scoreless in the third quarter, before Haarberg connected with tight end Thomas Fidone for a 29-yard touchdown on the opening play of the fourth quarter to put the Big Red up 21-7. Haarberg's career long touchdown run pushed the Husker margin to 21 before the lightning delay.

After a scoreless first quarter, Nebraska took a 7-0 lead on Billy Kemp's nine-yard touchdown run that capped a nine-play, 79-yard drive that was highlighted by Timmy Bleekrode's 10-yard run on a fake field goal attempt that converted a 4th-and-4 from the Louisiana Tech 19-yard line.

Louisiana Tech answered back with a 10-play, 87-yard drive that included a 28-yard pass from quarterback Jack Turner to Cyrus Allen. The big pass play set up a 14-yard Jacob Fields touchdown run that tied the game at 7-7 with 6:07 left in the half. Turner finished the day with 292 yards on 27-of-42 passing, while Fields led Louisiana Tech with 28 yards on six carries.

Omar Brown and John Bullock led the Husker defense with eight tackles apiece while Gifford added seven stops and the game's only forced turnover with his fourth-quarter interception.

TEAM STATISTICS	LT	NEB
FIRST DOWNS	17	20
RUSHES-YARDS (NET)	21-46	48-312
PASSING-YARDS (NET)	292	107
Passes Att-Comp-Int	42-27-1	18-8-0
TOTAL OFFENSE PLAYS-YARDS	63-338	66-419
Fumble Returns-Yards	0-0	0-0
Punt Returns-Yards	5-32	1-8
Kickoff Returns-Yards	2-33	2-47
Interception Returns-Yards	0-0	1-0
Punts (Number-Avg)	7-42.3	6-45.3
Fumbles-Lost	3-0	3-0
Penalties-Yards	12-100	6-55
Possession Time	28:02	31:58
Third-Down Conversions	3-12	3-11
Fourth-Down Conversions	0-1	2-2
Red-Zone Scores-Chances	2-2	2-2
Sacks By: Number-Yards	3-24	0-0

RUSHING: LT- Fields, Jacob 6-28; Turner, Jack 5-7; Williams, Dakota 4-4; Moody, Keldric 4-1; Harris, Smoke 1-1; TEAM 1--5. **NEB-** Haarberg, Heinrich 19-157; Grant, Anthony 22-135; Bleekrode, Timmy 1-10; Kemp, Billy 1-9; Johnson, Emmett 2-6; Sims, Jeff 1--2; TEAM 2--3

PASSING: LT-Turner, Jack 27-42-1-292-1. **NEB-**Haarberg, Heinrich 8-17-0-107-1; Purdy, Chubba 0-1-0-0-0

RECEIVING: LT-Harris, Smoke 10-73; Allen, Cyrus 6-102; Fields, Jacob 4-38; Jones, Nate 2-31; Crawford, Decoldest 2-17; Edwards, Tru 1-19; Rivera, Ryan 1-9; Moody, Keldric 1-3. **NEB-** Kemp, Billy 5-62; Fidone, Thomas 1-29; Bullock, Alex 1-14; Grant, Anthony 1-2

INTERCEPTIONS: LT-0-0. **NEB-**Gifford, Isaac 1-0

FUMBLES: LT- Harris, Smoke 2-0; Team 1-0; **NEB-**Hill, Tommi 1-0, Haarberg, Heinrich 2-0

TACKLES: LT- Zimos, Zach 5-4. **NEB-**Brown, Omar 7-1; Bullock, John 3-5

NO. 2 MICHIGAN 45, NEBRASKA 7

SCORE BY QUARTERS	1	2	3	4	FINAL
Michigan	14	14	7	10	45
Nebraska	0	0	0	7	7

SCORING SUMMARY

QTR	TEAM	TIME	SCORE
1st	MICH	9:20	Wilson 29 yd pass from McCarthy (Turner kick)
1st	MICH	7:15	Mullings 20 yd rush (Turner kick)
2nd	MICH	11:22	McCarthy 21 yd rush (Turner kick)
2nd	MICH	0:23	Wilson 16 yd pass from McCarthy (Turner kick)
3rd	MICH	5:58	Corum 1 yd rush
4th	MICH	14:17	Turner 30 yd FG
4th	MICH	4:37	O'Leary 8 yd pass from Denegal (Turner kick)
4th	NEB	4:17	Fleeks 74 yd rush (Alvano kick)

Lincoln (Sept. 30) - No. 2 Michigan controlled the game from start to finish in a 45-7 win over Nebraska at Memorial Stadium.

Nebraska totaled 305 yards on the day, including 199 yards on 14-of-25 passing by Heinrich Haarberg. The Huskers added 106 on the ground, including 74 by Josh Fleeks on his lone carry of the game in the fourth quarter that accounted for NU's touchdown. Billy Kemp led Nebraska's receivers with four receptions for 61 yards, while Marcus Washington added a 56-yard grab early in the third quarter.

Michigan put up 436 total yards, including 249 on the ground and 187 through the air. J.J. McCarthy led an efficient Wolverine offense by completing 12-of-16 passes for 156 yards with two touchdowns. Blake Corum led the Michigan rushing attack with 74 yards on 16 carries.

Michigan scored on the game's opening drive, covering 75 yards on 11 plays capped by an outstanding 29-yard touchdown catch by Roman Wilson over the top of Isaac Gifford in the back of the end zone.

It was the first of two first-half highlight reel touchdown grabs by Wilson from McCarthy. The second came with 23 seconds left in the half to cap an eight-play, 55-yard march that put the Wolverines up 28-0 at the half. Wilson finished with four receptions for 58 yards.

In between the two passing touchdowns by Michigan, the Wolverines got a 20-yard touchdown run by Kalel Mullings in the first quarter and a 21-yard scoring dash by McCarthy early in the second period.

Michigan added another touchdown on its first drive of the third quarter, scored on a short field goal in the opening minute of the fourth period, and capped the scoring with an eight-yard touchdown pass from Jayden Denegal to Peyton O'Leary with 4:37 left in the game.

The Huskers came up empty on a pair of scoring opportunities earlier in the game. On their first drive of the second half, Nebraska drove to the Michigan 11, but settled for a 40-yard field goal attempt from Tristan Alvano that sailed wide right. Early in the game, the Huskers came up short on a 4th-and-1 at the Michigan 12, ending a promising drive.

Nick Henrich led the Nebraska defense with nine tackles and a pass breakup on the afternoon, while Gifford, Omar Brown and Javin Wright each contributed seven stops.

TEAM STATISTICS

	MICH	NEB
FIRST DOWNS	26	10
RUSHES-YARDS (NET)	51-249	21-106
PASSING-YARDS (NET)	187	199
Passes Att-Comp-Int	23-16-0	25-14-1
TOTAL OFFENSE PLAYS-YARDS	74-436	46-305
Fumble Returns-Yards	0-0	0-0
Punt Returns-Yards	2-41	0-0
Kickoff Returns-Yards	0-0	2-42
Interception Returns-Yards	1--3	0-0
Punts (Number-Avg)	1-65.0	1-45.7
Fumbles-Lost	1-0	3-0
Penalties-Yards	0-0	4-30
Possession Time	38:01	21:59
Third-Down Conversions	8-13	3-10
Fourth-Down Conversions	2-3	1-3
Sacks By: Number-Yards	4-25	0-0

RUSHING: MICH-Corum, Blake 16-74; Edwards, Donovan 14-48; Mullings, Kalel 5-43 McCarthy, J.J. 2-30; Franklin, Leon 6-26 Dunlap, Tavierre 4-14 Denegal, Jayden 2-10 Warren, Davis 1-4 Tuttle, Jack 1-0. **NEB-**Fleeks, Josh 1-74; Grant, Anthony 6-16; Johnson, Emmett 2-9; Bonner, Janiran 2-5; Kemp, Billy 1-4; Haarberg, Heinrich 9--2

PASSING: MICH-McCarthy, J.J. 12-16-0-156-2; Tuttle, Jack 3-4-0-23-0; Denegal, Jayden 1-1-0-8-1; Warren, Davis 0-2-0-0-0. **NEB-**Haarberg, Heinrich 14-25-1-199-0

RECEIVING: MICH-Wilson, Roman 4-58; Johnson, Cornelius 2-32; Clemons, Darrius 2-29; Barner, AJ 2-26; Loveland, Colston 1-13; O'Leary, Peyton 1-8; Morgan, Semaj 1-8; Morris, Tyler 1-5; Bredeson, Max 1-5; Edwards, Donovan 1-3. **NEB-**Kemp, Billy 4-61; Fidone, Thomas 2-31; Johnson, Emmett 2-20; Washington, Marcus 1-56; Lloyd, Jaylen 1-19; Boerkircher, Nate 1-7; Haarberg, Heinrich 1-2; Fleeks, Josh 1-2; Grant, Anthony 1-1

INTERCEPTIONS: MICH-Grant, Kenneth 1--3. **NEB-**Reimer, Luke 1-0

FUMBLES: MICH-Morris, Tyler 1-0; **NEB-**Haarberg, Heinrich 2-0; Grant, Anthony 1-0

TACKLES: MICH-Steward, Josaiah 3-2; Sabb, Keon 2-3. **NEB-**Henrich, Nick 5-4

NEBRASKA 20, ILLINOIS 7

SCORE BY QUARTERS	1	2	3	4	FINAL
Nebraska	3	14	3	0	20
Illinois	0	7	0	0	7

SCORING SUMMARY

QTR	TEAM	TIME	SCORE
1st	NEB	1:59	Alvano 31yd FG
2nd	NEB	6:47	Grant 1 yd rush (Alvano kick)
2nd	NEB	6:37	Haarberg 25 yd rush (Alvano kick)
2nd	ILL	1:31	Bryant 46 yd pass from Altmeyer (Griffin kick)
3rd	NEB	8:16	Alvano 32 yd FG

Champaign, Ill. (Oct. 6) - Nebraska used an outstanding defensive performance to dominate field position and time of possession in a 20-7 Big Ten road victory at Illinois.

The Blackshirts held Illinois to 310 total yards, including 21 yards rushing, while holding the ball for nearly 38 minutes in limiting the Fighting Illini to one score.

Nebraska finished with 312 total yards and dominated the ground game, 158-21, led by 82 yards and a touchdown from Heinrich Haarberg. Anthony Grant added 56 yards and a score of his own on 20 carries, as Nebraska took control with two touchdowns in a 10-second span midway through the second quarter.

While Illinois managed 310 yards in the game, 74 came on the opening drive, which ended with a goal-line stand by the Blackshirts, as the Huskers turned away Illinois on both 3rd and 4th down from inside the 1-yard-line to end a 14-play Fighting Illini drive.

Haarberg and the Husker offense then took over, marching 86 yards on 11 plays while consuming 6:47. The drive ended with a 31-yard Tristan Alvano field goal to give the Big Red a 3-0 lead.

The Blackshirts held Illinois to just 16 total yards on its next two possessions before the Husker offense mounted another successful march, covering 79 yards in 14 plays while consuming 6:38. Anthony Grant's one-yard touchdown plunge gave NU a 10-0 lead.

Nebraska then took advantage of the biggest Illinois mistake of the night on the ensuing kickoff. Alvano's short kick pass was misplayed by Illinois and recovered by Grant Tagge at the Illinois 25. Haarberg extended Nebraska's lead to 17-0 with his 25-yard run to paydirt on the Huskers' next offensive play.

Illinois pulled to within 17-7 as Luke Altmeyer connected with Pat Bryant on a 46-yard touchdown pass, but the Huskers would pitch a shutout the rest of the night. Altmeyer led a one-dimensional Illinois offense with 289 yards on 27-of-49 passing.

The second half was dominated by the defenses and marred by offensive miscues by both teams. The Huskers got the only points of the half for either team midway through the third quarter on a 32-yard Alvano field goal in the third quarter.

That score was set up by Blackshirts Phalen Sanford and Tommi Hill. Sanford, who made the start on defense, unleashed a ball-jarring hit on Illinois receiver Griffin Moore. The loose ball popped into the air and fell into the hands of Hill who returned it to the Illini 21. NU had to settle for Alvano's field goal to stretch the lead to 13 with 8:16 remaining in the third.

Nebraska ran 20 plays inside the Illinois 25-yard line in the second half but came up with just three points. But Illinois ran 15 plays inside its own 25 in the half, and only ran eight second-half snaps in NU territory - all on its final unsuccessful drive of the game.

Isaac Gifford led a collection of outstanding individual defensive performances, finishing with eight tackles. He added three pass breakups on the final drive of the game to seal the win. They were three of Nebraska's season-high seven breakups on the night. John Bullock contributed six tackles and a breakup of his own, while Sanford added a career-high six stops and the forced fumble that led to the only points of the second half.

TEAM STATISTICS

	NEB	ILL
FIRST DOWNS	18	16
RUSHES-YARDS (NET)	49-158	19-21
PASSING-YARDS (NET)	154	289
Passes Att-Comp-Int	12-24-1	29-47-1
TOTAL OFFENSE PLAYS-YARDS	73-312	66-310
Fumble Returns-Yards	1-10	0-0
Punt Returns-Yards	0-0	0-0
Kickoff Returns-Yards	1-22	0-0
Interception Returns-Yards	1-39	1-0
Punts (Number-Avg)	4-33.8	5-32.8
Fumbles-Lost	3-2	2-1
Penalties-Yards	10-70	3-30
Possession Time	37:07	22:53
Third-Down Conversions	5-15	4-15
Fourth-Down Conversions	1-1	1-4
Red-Zone Scores-Chances	3-6	0-2
Sacks By: Number-Yards	2-5	1-4

RUSHING: ILL-Feagin, Kaden 5-15; Love III, Reggie 7-9; Altmeyer, Luke 7--3.

NEB-Haarberg, Heinrich 18-82; Grant, Anthony 20-56; Johnson, Emmett 7-29; Fleeks, Josh 1-1; TEAM 3--10.

PASSING: ILL-Altmeyer, Luke 27-49-1-289-1. **NEB-**Haarberg, Heinrich 12-24-1-154-0

RECEIVING: ILL-Williams, Isaiah 8-57; Bryant, Pat 4-76; Washington, Casey 4-55 Hollins, Ashton 3-26; Reiman, Tip 3-24; Feagin, Kaden 3-11; Moore, Griffin 2-22 Love III, Reggie 1-10; Beatty, Hank 1-8. **NEB-**Fidone, Thomas 3-42; Kemp, Billy 3-26; Bullock, Alex 2-16; Washington, Marcus 1-39; Hahn, Ty 1-21; Bonner, Janiran 1-5; Coleman, Malachi 1-5

INTERCEPTIONS: ILL-Scott, Xavier 1-0. **NEB-**Newsome, Quinton 1-1

FUMBLES: ILL-Altmeyer, Luke 1-0, Moore, Griffin 1-1; **NEB-**Johnson, Emmett 1-1, Haarberg, Heinrich 1-0, Grant, Anthony 1-1

TACKLES: ILL-Harper, Nicario 7-10. **NEB-**Gifford, Isaac 4-4

NEBRASKA 17, NORTHWESTERN 9

SCORE BY QUARTERS	1	2	3	4	FINAL
Northwestern	3	3	0	3	9
Nebraska	3	7	0	7	17

SCORING SUMMARY

QTR	TEAM	TIME	SCORE
1st	NW	07:18	Olsen 45 yd FG
1st	NEB	03:11	Alvano 47 yd FG
2nd	NW	05:48	Olsen 37 yd FG
2nd	NEB	00:23	Haarberg 3 yd TD run (Alvano kick)
4th	NEB	14:03	Coleman 44 yd TD pass from Haarberg (Alvano kick)
4th	NW	11:09	Olsen 25 yd FG

Lincoln (Oct. 21) - In a Big Ten defensive slugfest, Heinrich Haarberg's 44-yard touchdown strike to Malachi Coleman on Nebraska's first offensive play of the fourth quarter provided the winning margin in a 17-9 Husker victory over Northwestern.

Nebraska won despite managing just 248 total yards and overcame a pair of first-quarter turnovers for its fourth win in the last five games. The Huskers rushed for 163 yards on 39 carries and went just 8-for-17 passing for 85 yards.

The Blackshirts held Northwestern to just 257 total yards, including just 81 rushing yards on 39 carries. Nebraska also totaled 13 tackles for loss - the Huskers' highest total since 2019.

Northwestern forced two interceptions from Heinrich Haarberg on NU's first three offensive possessions, but the Blackshirts were outstanding in limiting Northwestern to just three points on a 45-yard field goal by Jack Olsen. The Huskers held the Wildcats to -16 yards on their first three possessions, including -14 yards on the field goal drive.

Haarberg and the Huskers responded by marching 35 yards in nine plays capped by Tristan Alvano's career-long 47-yard field goal to knot the score at three. Olsen's second field goal of the game midway through the second quarter made it 6-3 before the Huskers put together their best sustained drive of the half. NU went 77 yards in 10 plays, as Haarberg capped the drive with a three-yard touchdown run to put the Big Red on top for the first time at 10-6 with 23 seconds left in the half.

Emmett Johnson finished the day with a game-high 73 rushing yards on 12 carries, while Haarberg added 72 yards on 16 carries to pace the Husker rushing attack.

After a scoreless third quarter, Nebraska got some breathing room as Haarberg hit Coleman with the long touchdown strike, giving the Huskers a 17-6 lead.

Northwestern answered back with a 66-yard pass from Brendan Sullivan to Bryce Kirtz. Malcolm Hartzog made a touchdown-saving tackle at the Northwestern 9. The Blackshirts responded by keeping the Cats out of the end zone, and Olsen's 25-yard field goal pulled Northwestern to within 17-9.

Northwestern was unable to cross midfield on its final two drives as Nebraska had three of its eight sacks on the last two drives, including a 16-yard sack by Jimari Butler and Ty Robinson to snuff out the Wildcats' final drive.

Defensive tackle Nash Hutmacher led a hard-hitting, aggressive Blackshirt defense with a career-high seven tackles, including 2.5 sacks. Isaac Gifford and Princewill Umanmielen added seven stops apiece, as Umanmielen added a sack, two tackles for loss and a pair of quarterback hurries.

TEAM STATISTICS

	NW	NEB
FIRST DOWNS	12	14
RUSHES-YARDS (NET)	39-81	39-163
PASSING-YARDS (NET)	176	85
Passes Att-Comp-Int	23-12-1	17-8-2
TOTAL OFFENSE PLAYS-YARDS	62-257	56-248
Fumble Returns-Yards	0-0	0-0
Punt Returns-Yards	1--1	1-1
Kickoff Returns-Yards	2-40	2-55
Interception Returns-Yards	2-10	1-0
Punts (Number-Avg)	7-42.6	7-41.0
Fumbles-Lost	2-0	3-0
Penalties-Yards	8-75	3-30
Possession Time	30:52	29:08
Third-Down Conversions	3-15	4-12
Fourth-Down Conversions	0-1	0-0
Red-Zone Scores-Chances	3-3	2-2
Sacks By: Number-Yards	0-0	8-51

RUSHING: NW- Tyus III, Anthony 6-63; Porter, Cam 9-22; Himon II, Joseph 5-15; Lausch, Jack 3-1; Henning, A.J. 2--2; Sullivan, Brendan 14--16. **NEB-**Johnson, Emmett 12-73; Haarberg, Heinrich 16-72; Grant, Anthony 6-22; Fleeks, Josh 3-4.

PASSING: NW-Sullivan, Brendan 12-23-1-176-0. **NEB-**Haarberg, Heinrich 8-17-2-85-1

RECEIVING: NW-Kirtz, Bryce 3-96; Henning, A.J. 3-40; Johnson, Cam 3-27; Himon II, Joseph 1-7; Porter, Cam 1-6; Lang, Marshall 1-0. **NEB-**Fidone II,Thomas 3-18 Coleman, Malachi 1-44; Bullock, Alex 1-15; Boerkircher, Nate 1-7; Doss, Jaidyn 1-4; Kemp, Billy 1--3

INTERCEPTIONS: NW-Heard II, Rod 1-10; Turner, Devin 1-0. **NEB-**Hill, Tommi 1-0

FUMBLES: NW-Sullivan, Brendan 1-0; Henning, A.J. 1-0. **NEB-**Kemp, Billy 1-0; Haarberg, Heinrich 1-0; Fleeks, Josh 1-0

TACKLES: NW- Mueller, Xander 6-3; Gallagher, Bruce 3-6. **NEB-**Umanmielen, Princewill, 3-4; Gifford, Isaac 3-4; Hutmacher, Nash 2-5

NEBRASKA 31, PURDUE 14

SCORE BY QUARTERS	1	2	3	4	FINAL
Purdue	0	0	0	14	14
Nebraska	0	14	7	10	31

SCORING SUMMARY

QTR	TEAM	TIME	SCORE
2nd	NEB	10:43	Fidone 1 yd pass from Haarberg (Alvano kick)
2nd	NEB	08:54	Lloyd 73 yd pass from Haarberg (Alvano kick)
3rd	NEB	12:02	Newsome 68 yd field goal return (Alvano kick)
4th	NEB	12:23	Alvano 55 yd FG
4th	PUR	09:09	Dixon-Veal 29 yd pass from Card (pass failed)
4th	PUR	06:24	Jenkins 55 yd fumble return (Sowinski pass from Card)
4th	NEB	03:54	Johnson 28 yd rush (Alvano kick)

Lincoln (Oct. 28) - Nebraska's defense produced another dominant performance, powering NU to a 31-14 win over Purdue.

The Huskers won for the fifth time in the last six games, built a 24-0 fourth-quarter lead and held off a late Boilermaker comeback bid.

Purdue narrowed the gap to 24-14 with 6:24 remaining before the Huskers salted the game away with a 48-yard TD drive capped by a 28-yard touchdown run from Emmett Johnson with 3:54 left. Johnson finished with 13 carries for a game-high 76 rushing yards and the only rushing touchdown of the game.

Nebraska, which forced three turnovers and had a special teams' touchdown, iced the game with Tommi Hill's second interception of the day.

Nebraska totaled 277 yards and overcame four fumbles with a stifling defensive effort. The Huskers held Purdue to just 195 total yards, including 99 yards on 17-of-33 passing with two interceptions. It marked the first time NU held an opponent to under 100 rushing (96) and passing yards since 2012.

The Blackshirts flexed their muscles from the start, despite starting the game deep in their own territory after the Huskers fumbled the opening kickoff. Purdue started its first drive at the NU 32, but the Blackshirts pushed the Boilers back and forced a turnover on downs after a five-play drive of minus-1 yard.

After a scoreless first quarter, Haarberg and the Huskers found their footing with a methodical 15-play, 87-yard drive that was capped by Heinrich Haarberg's 1-yard touchdown pass to Thomas Fidone.

The Blackshirts forced their second turnover of the day as Hill's interception was returned to the NU 27-yard line. NU would capitalize one play later as Haarberg connected with freshman Jaylen Lloyd for a 73-yard touchdown pass to make it 14-0.

Haarberg, who improved to 5-1 as a starter, finished the day 6-of-11 passing for 122 yards with two touchdown passes.

Purdue had a chance to get on the scoreboard, as a Husker turnover put the ball at the NU 13-yard line. The Blackshirts held the Boilermaker offense and took advantage on special teams as Elijah Jeudy blocked Ben Freehill's 37-yard field goal attempt. Quinton Newsome scooped it up and raced 68 yards to paydirt to make it 21-0.

Nebraska extended the margin to 24-0 with 12:23 left in the game on Tristan Alvano's career-long 55-yard field goal.

The Boilermakers finally converted on a Husker turnover with Hudson Card's 29-yard touchdown pass to Jayden Dixon-Veal with 9:08 left. Less than three minutes later, Purdue's Kydran Jenkins forced another fumble on 4th down-and-1, picked it up and ran 55 yards to paydirt to cut the margin to 24-14.

TEAM STATISTICS

	PUR	NEB
FIRST DOWNS	10	14
RUSHES-YARDS (NET)	29-96	48-155
PASSING-YARDS (NET)	99	122
Passes Att-Comp-Int	33-17-2	11-6-0
TOTAL OFFENSE PLAYS-YARDS	62-195	59-277
Fumble Returns-Yards	4-55	1-0
Punt Returns-Yards	1--1	2-0
Kickoff Returns-Yards	2-39	1-19
Interception Returns-Yards	0-0	2-13
Punts (Number-Avg)	7-47.0	7-45.6
Fumbles-Lost	2-1	5-4
Penalties-Yards	8-84	6-49
Possession Time	26:50	33:10
Third-Down Conversions	5-16	6-14
Fourth-Down Conversions	0-3	0-1
Red-Zone Scores-Chances	0-1	1-2
Sacks By: Number-Yards	3-24	1-11

RUSHING: PUR-Mockobee, Devin 7-42; Tracy Jr., Tyrone 10-29

Card, Hudson 11-22; Downing, Dylan 1-3 **NEB-**Johnson, Emmett 13-76; Haarberg, Heinrich 19-22; Fleeks, Josh 3-19; Grant, Anthony 6-18; Luben, Trevin 2-11; Mazzccua, Maurice 1-6; Bonner, Janiran 1-2; Lloyd, Jaylen 1-1; Sims, Jeff 2-0.

PASSING: PUR-Card, Hudson 16-32-2-100-1; Meredith, Bennett 1-1-0--1-0. **NEB-**Haarberg, Heinrich 6-11-0-122-0

RECEIVING: PUR-Miller, Garrett 5-26; Dixon-Veal, Jayden 4-38; Sheffield, TJ 4-28; Burks, Deion 2-8; Tracy Jr., Tyrone 2--1. **NEB-**Fleeks, Josh 2-24; Lloyd, Jaylen 1-73; Doss, Jaidyn 1-16; Fidone II,Thomas 1-1

INTERCEPTIONS: PUR-None. **NEB-**Hill, Tommi 2-13

FUMBLES: PUR-Card, Hudson 1-0; Mockobee, Devin 1-1. **NEB-**Snodgrass, Garrett 1-1; Bullock, Alex 1-0; Heinrich, Haarberg 2-2; Sims, Jeff 1-1

TACKLES: PUR-Thieneman, Dillon 7-5. **NEB-**Gifford, Isaac 4-6

MICHIGAN STATE 20, NEBRASKA 17

SCORE BY QUARTERS	1	2	3	4	FINAL
Nebraska	0	10	0	7	17
Michigan State	3	7	3	7	20

SCORING SUMMARY

QTR	TEAM	TIME	SCORE
1st	MSU	11:51	Kim 35 yd FG
2nd	NEB	12:40	Haarberg 5 yd rush (Alvano kick)
2nd	MSU	09:14	Fitzpatrick 11 yd pass from Houser (Kim kick)
2nd	NEB	00:06	Alvano 24 yd FG
3rd	MSU	05:11	Kim 50 yd FG
4th	MSU	12:13	Foster Jr. 25 yd pass from Leavitt (Kim kick)
4th	NEB	03:35	Johnson 4 yd rush (Alvano kick)

East Lansing, Mich. (Nov. 4) - Nebraska had chances on the road but was unable to mount enough offense to overcome a 10-point fourth quarter deficit in a 20-17 loss at Michigan State.

The Huskers held Michigan State to just 63 rushing yards on 31 carries, but the Spartans used several long pass plays to help amass 232 yards through the air. The Spartans out-gained the Huskers 295-283. Nebraska went for 154 rushing yards on 41 carries but managed just 129 yards on 12-of-28 passing.

The Spartans got four long pass plays from three different throwers to account for nearly half (141) of their total yardage (295) in the game, including a 46-yard first-quarter pass from Katin Houser to Jaylan Franklin, a 42-yard pass from Alante Brown to Montorie Foster Jr. in the second quarter, a 28-yard pass from Houser to Tyrell Henry early in the third quarter, and a 25-yard touchdown pass from Sam Leavitt to Foster early in the fourth quarter. All four big plays led to MSU's scores, including Foster's touchdown grab that put the Spartans up 20-10.

Haarberg, who managed 37 yards on 14 carries with a score despite being sacked seven times, answered with a 43-yard fourth-quarter run that set up a four-yard Emmett Johnson touchdown with 3:35 left to cut MSU's lead to 20-17. Johnson led Nebraska with 57 yards on 13 carries on the day.

Michigan State missed a field goal attempt, and NU took over with 43 seconds left at its own 27. Haarberg opened the drive with a nine-yard completion to Malachi Coleman before a 10-yard defensive holding penalty put the Huskers near midfield with 19 seconds left. Haarberg's next pass attempt was knocked out of his hand as his arm moved forward, but the play was ruled a fumble on the field. With Nebraska out of timeouts, the clock kept running and a final attempt fell incomplete as time expired, ending Nebraska's three-game winning streak.

Houser's 46-yard pass to Franklin set up Jonathan Kim's 35-yard field goal to give the Spartans a 3-0 lead just over three minutes into the game. Houser finished the day 13-of-20 for 165 passing yards with one touchdown.

The MSU lead held until early in the second quarter when Haarberg ran into the end zone untouched from five yards out to cap a 10-play, 59-yard drive to give Nebraska a 7-3 lead.

Michigan State answered with Houser's 11-yard touchdown pass to Christian Fitzpatrick just over three minutes later. The key play on the drive was Brown's 42-yard pass to Foster, after an initial lateral from Houser to Brown.

The Spartans led 10-7 until Tristan Alvano tied the score with his 24-yard field goal with 10 seconds left in the half, as Nebraska went 74 yards on 12 plays to tie the game at the half.

After NU stalled on its opening second half drive, MSU took over at its own 14 and began its drive with Houser's 28-yard pass to Henry. The big play sparked a 12-play, 53-yard drive that ate up 6:24 on the clock and resulted in Kim's 50-yard field goal to give the Spartans a 13-10 lead heading to the final quarter.

TEAM STATISTICS	NEB	MSU
FIRST DOWNS	19	11
RUSHES-YARDS (NET)	41-154	31-63
PASSING-YARDS (NET)	129	232
Passes Att-Comp-Int	28-12-2	24-15-0
TOTAL OFFENSE PLAYS-YARDS	69-283	55-295
Fumble Returns-Yards	0-0	1-0
Punt Returns-Yards	1-4	1-8
Kickoff Returns-Yards	0-0	1-11
Interception Returns-Yards	0-0	2--3
Punts (Number-Avg)	6-29.5	6-48.3
Fumbles-Lost	2-1	0-0
Penalties-Yards	0-0	7-70
Possession Time	31:31	28:29
Third-Down Conversions	5-15	3-14
Fourth-Down Conversions	1-1	1-1
Red-Zone Scores-Chances	3-3	2-2
Sacks By: Number-Yards	3-20	7-41

RUSHING: MSU-Carter, Nate 15-50; Houser, Katin 10-13; Leavitt, Sam 2-2; Brown, Alante 3--1; Mangham, Jaren 1--1. **NEB**-Johnson, Emmett 13-57; Haarberg, Heinrich 14-37; Grant, Anthony 9-35; Fleeks, Josh 4-19; Lloyd, Jaylen 1-6

PASSING: MSU-Houser, Katin 13-20-0-165-1; Brown, Alante 1-1-0-42-0; Leavitt, Sam 1-2-0-25-1; Foster Jr., Montorie 0-1-0-0-0. **NEB**-Haarberg, Heinrich 12-28-2-129-0

RECEIVING: MSU-Foster Jr., Montorie 4-94; Henry, Tyrell 4-54; Fitzpatrick, Christian 2-15; Carter, Nate 2-9; Franklin, Jaylan 1-46; Parachek, Brennen 1-17; Mangham, Jaren 1--3. **NEB**-Fidone II, Thomas 3-43; Bullock, Alex 3-37; Coleman, Malachi 2-39; Johnson, Emmett 1-6; Hahn, Ty 1-5; Fleeks, Josh 1-3; Lloyd, Jaylen 1--4.

INTERCEPTIONS: MSU-Mangham, Jaden 1-0; Majeed, Khalil 1--3. **NEB**-None

FUMBLES: MSU-None; **NEB**-Haarberg, Heinrich 2-1

TACKLES: MSU-Mangham, Jaden 4-3; Brule, Aaron 4-3. **NEB**-Reimer, Luke 2-5