



NEBRASKA BASKETBALL

2023-24 GAME NOTES



GAME 3

OPPONENT: RIDER
DATE: MON., NOV. 13
TIPOFF: 7:05 P.M. (CT)
ARENA: PINNACLE BANK ARENA
TICKETS: HUSKERS.COM/TICKETS

GAME AT A GLANCE



Rider Broncos
2023-24 Record: 1-1 (0-0 MAAC)
Head Coach: Kevin Baggett
Record at School: 178-167 (12th year)
Career Record: Same



Huskers Radio Network
Play-by-Play: Kent Pavelka
Analyst: Jake Muhleisen



Nebraska Cornhuskers
2022-23 Record: 2-0 (0-0 Big Ten)
Head Coach: Fred Hoiberg
Record at Nebraska: 42-83 (5th year)
Career Record: 157-139 (10th year)



BIG+
Play-by-Play: Kevin Kugler
Analyst: Nick Bahe

2023-24 SCHEDULE

Date	AP Rk.	Opponent	TV/Online	Time
Oct. 29		Doane (Exhibition)	BTN+	W, 84-53
Nov. 6		Lindenwood	BTN+	W 84-52
Nov. 9		Florida A&M	BTN+	W, 81-54
Nov. 13		Rider (Cornhusker Classic)	BTN	7 p.m.
Nov. 15		Stony Brook (Cornhusker Classic)	BTN+	7 p.m.
Nov. 18		vs. Oregon State	Peacock	3 p.m.
Nov. 22		Duquesne (Cornhusker Classic)	BTN	7 p.m.
Nov. 26		Cal State Fullerton	BTN+	1 p.m.
Dec. 3		Creighton	FS1	3 p.m.
Dec. 6		at Minnesota *	BTN	8 p.m.
Dec. 10		Michigan State *	BTN	5:30 p.m.
Dec. 17		at Kansas State	Big 12 Now	2 p.m.
Dec. 20		North Dakota	BTN+	6:30 p.m.
Dec. 29		South Carolina State	BTN+	6:30 p.m.
Jan. 3		Indiana *	BTN	8 p.m.
Jan. 6		at Wisconsin *	BTN	1:15 p.m.
Jan. 9		Purdue *	Peacock	8 p.m.
Jan. 12		at Iowa *	BTN	8 p.m.
Jan. 17		at Rutgers *	BTN	6 p.m.
Jan. 20		Northwestern *	BTN	1:15 p.m.
Jan. 23		Ohio State *	Peacock	6 p.m.
Jan. 27		at Maryland *	BTN	11 a.m.
Feb. 1		Wisconsin *	BTN	7:30 p.m.
Feb. 4		at Illinois *	BTN	5:30 p.m.
Feb. 7		at Northwestern *	BTN	8 p.m.
Feb. 10		Michigan *	BTN	5:30 p.m.
Feb. 17		Penn State *	BTN	11 a.m.
Feb. 21		at Indiana *	BTN	7:30 p.m.
Feb. 25		Minnesota *	BTN	5:30 p.m.
Feb. 29		at Ohio State *	FS1	5:30 p.m.
March 3		Rutgers *	BTN	5:30 p.m.
March 10		at Michigan *	BTN	11 a.m.
March 13-17		at Big Ten Tournament	TBA	TBA

*-Big Ten Conference Game; Home games are in red and bold

ON THE AIR

Radio: Monday's game will be carried on the Huskers Radio Network with Kent Pavelka and Jake Muhleisen on the call, including KLIN (1400 AM) in Lincoln, KXSP (590 AM) in Omaha and KRVN (880 AM) in Lexington and will also be available on Huskers.com and the Huskers app. The pregame show begins an hour before tipoff.

TV/Online: Monday's game will be on the Big Ten Network with Kevin Kugler and Nick Bahe on the call. It will also be available online on the Fox Sports app.

HUSKERS OPEN CORNHUSKER CLASSIC VS. RIDER MONDAY NIGHT

The Nebraska men's basketball team looks for a 3-0 start to the season, as the Huskers host Rider in the opening game of the Cornhusker Classic Monday night.

Tipoff between the Huskers and Broncos is set for 7 p.m. and tickets are available for the matchup by visiting Huskers.com/

Tickets, calling 800-8-BIGRED during business hours (Mon.-Fri., 8 a.m.-5 p.m.)

or at PBA beginning at 5:30 p.m.

The Cornhusker Classic is a four-team event with Nebraska, Rider, Stony Brook and Duquesne that takes place between Nov. 13-22. All four teams will play each other during that time frame.

Nebraska (2-0) overpowered Florida

A&M en route to an 81-54 win on Nov. 9. Rien Mast led all scorers with 20 points and 16 rebounds, as Nebraska put three players in double figures and out-rebounded the Rattlers, 55-35. Nebraska held FAMU to just 30 percent shooting from the field, including 4-of-20 from 3-point range.

Mast comes into Monday's game leading the Huskers in both scoring (16.5 ppg), and rebounding (11.0 rpg), as Nebraska has six players averaging at least eight points per game. The 6-foot-10 forward from Bradley posted his 19th career double-double in the win over Florida A&M while becoming the first Husker since Aleks Maric in 2008 to post a game with 20 points and 15 rebounds.

Rider (1-1) comes off a 95-65 loss at No. 5 Marquette Friday night. The Broncos were the preseason pick to win the Metro Atlantic Athletic Conference (MAAC) after a runner-up finish last year. The Broncos feature an experienced lineup with a trio of fifth-year players and two other fourth-year performers.

Cornhusker Classic Schedule

Date	Matchup
Nov. 13	Stony Brook at Duquesne Rider at Nebraska
Nov. 15	Stony Brook at Nebraska
Nov. 17	Rider at Duquesne
Nov. 20	Rider at Stony Brook
Nov. 22	Duquesne at Nebraska

21 Nebraska has hit 21 3-pointers in the first two contests, its highest total after the first two games of a season since 2018-19. Dating back to last year, NU has hit 10-or-more 3-pointers in four of the last eight games dating back to Feb. 14, 2023, connecting at a 36 percent clip.

2023-24 ROSTER AT A GLANCE

No	Name	Pos.	Ht.	Wt.	Yr.	Hometown	GP/GS	MPG	PPG	RPG	APG
0	C.J. Wilcher	G	6-5	214	Jr.	Plainfield, N.J.	2/2	21.0	9.5	1.0	2.0
1	Sam Hoiberg	G	6-0	183	So.	Lincoln, Neb.	2/0	24.0	9.0	4.0	1.5
2	Ramel Lloyd Jr.	G	6-6	210	RFr.	Woodland Hills, Calif.	-/-				
3	Brice Williams	G	6-7	213	Jr.	Huntersville, N.C.	2/2	22.5	14.0	3.5	2.0
4	Juwan Gary	F	6-6	221	Jr.	Columbia, S.C.	-/-				
5	Ahron Ulis	G	6-3	190	Jr.	Chicago, Ill.	-/-				
9	Jarron Coleman	G	6-5	213	Sr.	Indianapolis, Ind.	2/0	18.0	4.5	4.5	3.5
10	Jamarques Lawrence	G	6-3	182	So.	Plainfield, N.J.	2/2	21.5	6.0	5.5	2.5
11	Eli Rice	G	6-8	213	Fr.	Gallatin, Tenn.	2/0	21.0	9.0	4.5	0.5
15	Blaise Keita	F	6-11	257	Jr.	Bamako, Republic of Mali	-/-				
21	Matar Diop	F	6-10	213	Fr.	Dakar, Senegal	2/0	5.5	1.5	1.0	0.0
24	Jeff Grace	G	6-3	197	So.	Elmhurst, Ill.	2/0	3.0	2.0	0.5	0.5
30	Keisei Tominaga	G	6-2	179	Sr.	Moriyama Nagoya Aichi, Japan	-/-				
31	Cale Jacobsen	G	6-4	200	Fr.	Ashland, Neb.	2/0	8.0	1.5	0.5	1.0
35	Henry Burt	F	6-7	217	Fr.	Omaha, Neb.	2/0	2.5	1.0	0.5	0.0
51	Rien Mast	F	6-10	248	Jr.	Groningen, Netherlands	2/2	27.0	16.5	11.0	2.5
53	Josiah Allick	F	6-8	231	Sr.	Lincoln, Neb.	2/2	26.0	8.0	6.5	1.0

2023-24 NEBRASKA BASKETBALL ROSTER

No.	VL	Name	Pos.	Ht.	Wt.	Yr.	Hometown	Previous School	X/Twitter	Instagram
0	**	C.J. Wilcher	G	6-5	214	Jr.	Plainfield, N.J.	Xavier	@CJWilcher	cj_wilcher
1	*	Sam Hoiberg	G	6-0	183	So.	Lincoln, Neb.	Pius X	@samhoiberg	samhoiberg
2		Ramel Lloyd Jr.	G	6-6	204	RFr.	Woodland Hills, Calif.	Sierra Canyon	@ramellloyd22	ramellloyd
3		Brice Williams	G	6-7	213	Jr.	Huntersville, N.C.	Charlotte	@bgotit_	blavish
4	*	Juwan Gary	F	6-6	215	Jr.	Columbia, S.C.	Alabama	@takflight24	wanwitdabutter
5		Ahron Ulis	G	6-3	190	Jr.	Chicago, Ill.	Iowa	@AhronUlis	ahron1_
9		Jarron Coleman	G	6-5	213	Sr.	Indianapolis, Ind.	Ball State	@jarron_coleman	front1neboog
10	*	Jamarques Lawrence	G	6-3	183	So.	Plainfield, N.J.	Roselle Catholic	@JLawrence10_	rf.jaymar
11		Eli Rice	G	6-8	213	Fr.	Gallatin, Tenn.	IMG Academy	@iamelirice	iamelirice
15	*	Blaise Keita	F	6-11	257	Jr.	Bamako, Republic of Mali	Coffeyville Community College	@Blaisekeita15	blaise.keita
21		Matar Diop	F	6-10	213	Fr.	Dakar, Senegal	Keystone Athletic Academy	@dmatar832	deerfam_21
24	*	Jeffrey Grace III	G	6-3	197	So.	Elmhurst, Ill.	Arizona State	@JeffreyGraceIII	ig3is23
30	**	Keisei Tominaga	G	6-2	179	Sr.	Moriyama Nagoya Aichi, Japan	Ranger College	@KeiseiTominaga	keisei.kbz30
31		Cale Jacobsen	G	6-4	200	RFr.	Ashland, Neb.	Ashland-Greenwood	@calejacobsen_	calejacobsen_
35		Henry Burt	F	6-7	216	RFr.	Omaha, Neb.	Elkhorn South	@HenryBurt15	henryburt0
51		Rienk Mast	F	6-10	248	Jr.	Groningen, Netherlands	Bradley		rienk_mast
53		Josiah Allick	F	6-8	231	Sr.	Lincoln, Neb.	New Mexico	@allick_josiah	josiahallick

2023-24 NEBRASKA BASKETBALL COACHING STAFF

Head Coach

Fred Hoiberg, fifth season (Iowa State, 1995)

Assistant Coaches

Adam Howard, second season (Western Kentucky, 2008)

Nate Loenser, third season (Iowa State, 2002)

Ernie Zeigler, second season (Cleary, 1994)

Support Staff

Director of Men's Basketball Strength & Conditioning: Kurt Joseph
 Dir. of Basketball Strategies & Business Operations: Luca Virgilio
 Assistant Director of Basketball Operations: Sheryl Burbach
 Director of Player Development: Emmanuel Tommy
 Video Coordinator: Michael Bania
 Recruiting Coordinator: Padya Borders
 Graduate Managers: Nihilo Ibarra, Justin Moore, Joey St. Pierre
 Athletic Trainer: Andrew McCabe
 Team Nutritionist: Jake Blattner
 Sports Psychologist: Heather Kiefer
 NAPL Director: Matt Thome
 Equipment Manager: Pat Norris

PRONUNCIATION GUIDE

Name	Pronunciation
Josiah Allick	AL-ick
Matar Diop	MA-tar JOPE (as in hope)
Blaise Keita	Blaze KAY-ta
Juwan Gary	Juh-WAHN
Rienk Mast	RINK
Keisei Tominaga	Kay-say Toe-me-nawga
Ahron Ulis	YOU-liss
C.J. Wilcher	WILL-chur

HUSKERS RADIO NETWORK



KENT PAVELKA

- Is in his 37th season of calling Husker men's basketball
- Called NU basketball for two stretches from 1974-1996 before returning to play-by-play duties full time in 2006-07
- Called his 1,000th Husker basketball game in 2018-19
- Six-time Nebraska Sportscaster of the Year who was inducted into the Nebraska Broadcasters Hall of Fame in 2019



JAKE MUHLEISEN

- Is in his sixth season as full-time color analyst after serving in a part-time basis for five seasons
- Was a four-year starter at guard for Nebraska from 2002-05
- Three-year team captain and started 98 games in his career
- Served as a graduate assistant at Creighton from 2005-07

City	Station	Frequency
Ainsworth	KBRB	1400 AM
Alliance	KCOW	1400 AM
Beatrice	KWBE	1450 AM
Broken Bow	KBBN	95.3 FM
Chadron	KCSR	610 AM
Columbus	KJSK	900 AM
Cozad	KAMI	1580 AM
Fairbury	KGMT	1310 AM
Falls City	KTNC	1230 AM
Fremont	KFMT	105.5 FM
Grand Island	KRGI	1430 AM
Hastings	KHAS	1230 AM
Hastings	KLIQ	94.5 FM
Holdrege	KUVR	1380 AM
Imperial	KADL	102.9 FM
Kearney	KGFV	1340 AM
Lexington	KRVN	880 AM
Lincoln	KLIN	1400 AM
Lincoln	KLIN	99.3 FM
McCook	KSWN	93.9 FM
McCook	KZMC	102.1 FM
Nebraska City	KNCY	1600 AM
Norfolk	KNEN	94.7 FM
North Platte	KODY	1240 AM
Omaha	KXSP	590 AM
Scottsbluff	KNEB	960 AM
Scottsbluff	KNEB	994.1 FM
Sidney	KSID	1340 AM
Superior	KRFS	1600 AM
Superior	KRFS	103.9 FM
Valentine	KVSH	940 AM
West Point	KTIC	840 AM

Also available nationwide on Huskers.com and the Huskers App.

PROBABLE STARTERS VS. RIDER (BASED ON LAST GAME)



#10 JAMARQUES LAWRENCE | G | SO. | 6-3 | 185 | PLAINFIELD, N.J.

2023-24 Averages: PPG: 6.0 | RPG: 5.5 | APG: 2.5

Worth Noting: Had five points and tied or set career bests in assists (four) and steals (three) vs. FAMU... Totaled seven points and six rebounds in 18 minutes against Lindenwood...Started last 12 games of 2022-23, averaging 9.0 ppg and 3.5 rpg in that stretch...Named Big Freshman of the Week on March 6 (15.0 ppg, 4.5 rpg, 3.5 apg)...Tied career high with 15 points, including five 3-pointers, and four assists at Iowa... Had 15 points on 7-of-10 shooting vs. Michigan State...Starred at Roselle (N.J.) Catholic, helping the school to a 29-3 record, a state title and a top-10 national finish in 2021-22...Earned first-team all-state honors as a senior, averaging 15.9 points, 5.0 rebounds and 3.5 assists per game.

Career Bests: Pts: 15 (2x) | Reb: 9 | Ast: 4 (2x) | Bl: 1 (4x) | St: 3




#0 C.J. WILCHER | G | JR. | 6-5 | 208 | PLAINFIELD, N.J.

2023-24 Averages: PPG: 9.5 | RPG: 1.0 | APG: 2.0 | BPG: 1.5

Worth Noting: Posted six points and a pair of assists in the win over FAMU...Tallied 13 points, two assists and two blocked shots in the win over Lindenwood...Former top-100 recruit who has played in every game the past two seasons...Had 24 starts last season and ranked second on the team with 42 3-pointers in 2022-23...Had 10 double-figure efforts including 22 at No. 14 Indiana and 21 against Omaha...Played in all 33 games in 2021-22, averaging 8.1 points and 2.3 rebounds per game...Played in 15 games at Xavier in 2020-21, averaging 3.3 points and 1.1 rebounds per game...Four-star recruit out of Roselle Catholic who averaged 18.8 points, 4.5 rebounds and 2.8 assists to earn first-team all-state honors in 2019-20.

Career Bests (includes Xavier): Pts: 22 | Reb: 6 (2x) | Ast: 4 (2x) | Stl: 3



#3 BRICE WILLIAMS | G | JR. | 6-7 | 213 | HUNTERVILLE, N.C.

2023-24 Averages: PPG: 14.0 | RPG: 3.5 | APG: 2.0

Worth Noting: Graduate transfer who played three seasons at Charlotte...Had 15 points and six boards vs. FAMU...Finished with 13 points and two assists in the win over Lindenwood...Was a second-team Conference USA pick in 2022-23, averaging 13.8 ppg and 5.3 rpg...Named MVP of the CBI as Charlotte went 4-0 in the event by averaging 16.3 points, 7.8 rebounds and 3.0 assists per game...Two-time C-USA Player of the Week in 2022-23...Averaged 9.7 ppg in 2020-21 before missing 2021-22 season with an injury...Two-time all-district pick who averaged 21.2 ppg as a senior at Hopewell (N.C.) High School...Father (Henry) scored a school-record 2,382 points at Charlotte and is a member of the school's Hall of Fame.

Career Bests (includes Charlotte): Pts: 32 | Reb: 13 | Ast: 4 | Stl: 3 (2x)



#53 JOSIAH ALLICK | F | SR. | 6-8 | 231 | LINCOLN, NEB.

2023-24 Averages: PPG: 8.0 | RPG: 6.5 | APG: 1.0

Worth Noting: Finished with five points and five boards vs. FAMU...Had 11 points, eight rebounds and two steals in his debut against Lindenwood...Spent last season at New Mexico, where he averaged 8.4 ppg and 7.3 rpg and was second in the Mountain West in rebounding...Played three seasons at UMKC, earning honorable-mention all-Summit League honors in 2020-21...Lincoln native who played at North Star High School and is first NU hoop player from the school which opened in 2003...Comes from an athletic family as his mother (Colleen Ziegelbein), father (Melvin Allick) and stepfather (Bill Ziegelbein) were collegiate athletes...younger sister (Bekka) is the starting middle blocker on the top-ranked Nebraska volleyball team.

Career Bests (includes UMKC/UNM): Pts: 29 | Reb: 18 | Ast: 5 (2x) | Stl: 3 | Bl: 3 (2x)



#51 RIENK MAST | F | JR. | 6-10 | 248 | GRONINGEN, NETHERLANDS

2023-24 Averages: PPG: 16.5 | RPG: 11.0 | APG: 2.5

Worth Noting: Comes off a 20-point, 16-rebound effort against Florida A&M...Had 13 points, six boards and three assists in his Husker debut, as he did not play in the exhibition because of an injury...Spent the summer with the Netherlands National Team as they played in the Pre-Olympic qualifier...Played at Bradley for three seasons, earning All-Missouri Valley Conference honors in 2022 and 2023 and totaling over 1,000 career points...Earned first-team All-MVC honors last season, leading Bradley in both scoring (13.8 ppg) and rebounding (8.0 rpg)...Totaled nine double-doubles and ranked in the top five of the MVC in caroms (2nd) and field goal percentage (4th)...Led the MVC in rebounding in 2021-22 at 8.4 rpg and chipped in 11.6 ppg.

Career Bests (includes Bradley): Pts: 30 | Reb: 17 | Ast: 5 (3x) | Stl: 3 (3x) | Bl: 3 (2x)

NATIONAL POLLS

ASSOCIATED PRESS (PRESEASON)

No	Team (1st)	Record	Points	Prev.
1	Kansas (46)	0-0	1548	-
2	Duke (11)	0-0	1466	-
3	Purdue (3)	0-0	1436	-
4	Michigan State (1)	0-0	1346	-
5	Marquette	0-0	1283	-
6	UConn (2)	0-0	1243	-
7	Houston	0-0	1117	-
8	Creighton	0-0	1099	-
9	Tennessee	0-0	1032	-
10	Florida Atlantic	0-0	1011	-
11	Gonzaga	0-0	830	-
12	Arizona	0-0	776	-
13	Miami (Fla.)	0-0	750	-
14	Arkansas	0-0	685	-
15	Texas A&M	0-0	597	-
16	Kentucky	0-0	530	-
17	San Diego State	0-0	529	-
18	Texas	0-0	493	-
19	North Carolina	0-0	474	-
20	Baylor	0-0	431	-
21	USC	0-0	427	-
22	Villanova	0-0	395	-
23	Saint Mary's	0-0	335	-
24	Alabama	0-0	163	-
25	Illinois	0-0	104	-

Others receiving votes: Wisconsin 53, Colorado 49, St. John's 47, UCLA 47, Maryland 34, Virginia 27, Auburn 27, TCU 24, Mississippi State 20, Kansas State 13, Xavier 8, Memphis 7, Missouri 6, Boise State 4, Indiana 3, Charleston 2, Florida 2, Drake 1, New Mexico 1

USA TODAY COACHES (PRESEASON)

No	Team (1st)	Record	Points	Prev.
1	Kansas (23)	0-0	785	-
2	Purdue (5)	0-0	742	-
3	Duke (3)	0-0	716	-
4	Michigan State	0-0	667	-
5	UConn (1)	0-0	626	-
6	Houston	0-0	615	-
7	Marquette	0-0	614	-
8	Creighton	0-0	552	-
9	Florida Atlantic	0-0	548	-
10	Tennessee	0-0	496	-
11	Arizona	0-0	449	-
12	Gonzaga	0-0	407	-
13	Miami (Fla.)	0-0	390	-
14	Arkansas	0-0	315	-
15	San Diego State	0-0	277	-
16	Kentucky	0-0	261	-
17	Baylor	0-0	258	-
18	Texas	0-0	251	-
19	Texas A&M	0-0	231	-
20	Villanova	0-0	217	-
21	North Carolina	0-0	197	-
22	USC	0-0	176	-
23	Saint Mary's	0-0	147	-
24	Alabama	0-0	142	-
25	UCLA	0-0	52	-

Others receiving votes: Illinois 45; Wisconsin 43; Maryland 29; TCU 26; Colorado 21; Xavier 17; Ohio State 16; Virginia 13; St. John's 13; Kansas State 8; Indiana 7; Washington 5; Florida 5; Auburn 5; Missouri 4; Oregon 3; Memphis 3; Mississippi State 2; Iowa State 2; Yale 1; Boise State 1.

BIG TEN STANDINGS (AS OF NOV. 11)

Team	B1G	Pct.	Overall	Pct.
Illinois	0-0	.000	2-0	1.000
Indiana	0-0	.000	1-0	1.000
Iowa	0-0	.000	2-0	1.000
Michigan	0-0	.000	2-0	1.000
Minnesota	0-0	.000	2-0	1.000
Nebraska	0-0	.000	2-0	1.000
Northwestern	0-0	.000	2-0	1.000
Penn State	0-0	.000	2-0	1.000
Purdue	0-0	.000	2-0	1.000
Maryland	0-0	.000	1-1	.500
Michigan State	0-0	.000	1-1	.500
Ohio State	0-0	.000	1-1	.500
Rutgers	0-0	.000	1-1	.500
Wisconsin	0-0	.000	1-1	.500

This Week in the Big Ten

Date	Contest	Time
Nov. 9	Nebraska 81, Florida A&M 54 Michigan State 74, Southern Ind. 51	
Nov. 10	Penn State 74, Lehigh 65 Purdue 87, Morehead St. 57 Rutgers 69, Boston U. 45 Northwestern 71, Dayton 66 Wisconsin 70, Tennessee 80 Illinois 64, Oakland 53 Minnesota 102, UTSA 76 Ohio State 66, Texas A&M 73 Maryland 61, Davidson 64 Michigan 92, Youngstown St. 62 Iowa 98, Alabama St. 67	
Nov. 12	Maryland vs. UAB Bryant at Rutgers Army at Indiana	11:30 a.m. 1 a.m. 6 p.m.
Nov. 13	Michigan Vs. St. John's Rider at Nebraska Xavier at Purdue	5:30 p.m. 7 p.m. 7:30 p.m.
Nov. 14	Wisconsin at Providence St. Francis (Pa.) at Penn State Michigan State vs. Duke Marquette at Illinois Western Michigan at Northwestern Iowa at Creighton	5 p.m. 6 p.m. 6 p.m. 7 p.m. 7 p.m. 9 p.m.
Nov. 15	Merrimack at Ohio State Stony Brook at Nebraska Georgetown at Rutgers	6 p.m. 7 p.m. 7:30 p.m.
Nov. 16	Wright State at Indiana Missouri at Minnesota	6 p.m. 8 p.m.

BY THE NUMBERS

Nebraska Cornhuskers			Rider Broncs		
2023-24 Team Statistics (Record: 2-0)			2023-24 Team Statistics (Record: 1-1)		
Category	Nebraska	OPP	Category	Rider	OPP
SCORING	165	106	SCORING	178	162
Points per game	82.5	53.0	Points per game	89.0	81.0
Scoring margin	+29.5	-	Scoring margin	+8.0	-
FIELD GOALS-ATT	50-112	42-134	FIELD GOALS-ATT	72-149	56-129
Field goal pct	.446	.313	Field goal pct	.483	.434
3 POINT FG-ATT	21-58	7-36	3 POINT FG-ATT	13-42	20-62
3-point FG pct	.362	.194	3-point FG pct	.310	.323
3-pt FG made per game	10.5	3.5	3-pt FG made per game	6.5	10.0
FREE THROWS-ATT	44-65	15-26	FREE THROWS-ATT	21-36	30-40
Free throw pct	.677	.577	Free throw pct	.583	.750
F-Throws made per game	22.0	7.5	F-Throws made per game	10.5	15.0
REBOUNDS	99	75	REBOUNDS	92	71
Rebounds per game	49.5	37.5	Rebounds per game	46.0	35.5
Rebounding margin	+12.0	-	Rebounding margin	+10.5	-
ASSISTS	34	12	ASSISTS	38	34
Assists per game	17.0	6.0	Assists per game	19.0	17.0
TURNOVERS	27	26	TURNOVERS	30	30
Turnovers per game	13.5	13.0	Assists per game	15.0	15.0
Turnover margin	-0.5	-	Turnover margin	+0.0	-
Assist/turnover ratio	1.3	0.5	Assist/turnover ratio	1.3	1.1
STEALS	12	12	STEALS	19	20
Steals per game	6.0	6.0	Steals per game	9.5	10.0
BLOCKS	12	5	BLOCKS	9	7
Blocks per game	6.0	2.5	Blocks per game	4.5	3.5

LOOKING AT RIDER

Rider comes to town with a 1-1 record following Friday's loss at fifth-ranked Marquette. In that game, Marquette shot 55 percent and converted 16 Rider turnovers into 24 points. T.J. Weeks Jr. had 14 points and 12 rebounds while Mervin James had 15 points and eight rebounds in a losing effort.

Rider was the preseason pick by the conference coaches to win the league, garnering eight of the 11 first-place votes. The Broncs finished second in the MAAC last season with a 13-7 record, highlighted by a win at Iona. Rider features a veteran lineup with all five starters in at least their fourth year of college, including a trio of fifth-year performers.

Senior forward Mervin James was selected as the MAAC Preseason Player of the Year after averaging 12.9 ppg and 6.8 rpg last season. He comes into Monday's game with nearly 1400 career points and 700 career rebounds. James was joined on the preseason all-conference team by Allen Powell. Another fifth-year senior, Powell averaged 10.4 points, 2.1 assists and nearly a steal per game. The group also features T.J. Weeks Jr., who was a two-year starter at UMass and is a career 36 percent 3-point shooter, and Tariq Ingraham, a 6-foot-9 forward who began his college career at Wake Forest. Last year, he averaged 6.4 ppg on 59 percent shooting.

Kevin Baggett is in his 12th season at the school and is a two-time MAAC Coach of the Year. He was an assistant coach at Rider from 2006-12 and was promoted to head coach in 2012. A former player at St. Joseph's in the late 1980s, he has been coaching in the college ranks since 1995.

Monday's meeting is the first in the series, as NU is 6-1 all-time against teams from the Metro Atlantic Athletic Conference. It is NU's first meeting against a MAAC opponent since a win over Marist in the 2017 Advocate Invitational in Orlando.

Rider Probable Starters

No.	Name	Pos.	Ht.	Wt.	Yr.	2023-24 Stats			
						G/GS	PPG	RPG	Other
2	Allen Powell	G	6-2	175	Sr.	2/2	7.5	1.0	3.0 apg
3	Corey McKeithan	G	6-0	175	Sr.	2/2	8.0	2.5	3.0 apg
35	T.J. Weeks Jr.	G	6-4	190	Gr.	2/2	13.5	9.5	4.0 apg
5	Mervin James	F	6-7	215	Sr.	2/2	16.5	6.0	2.0 apg
33	Tariq Ingraham	F	6-9	255	Sr.	2/2	9.0	6.5	0.5 spg

LAST TIME OUT: RIENK LEADS HUSKERS PAST FLORIDA A&M

Behind 20 points and 16 rebounds from Rienk Mast, Nebraska downed Florida A&M, 81-54, on Nov. 9. Mast became the first Husker since 2008 to have at least 20 points and 15 rebounds in a game, as the 6-foot-10 forward collected his 19th career double-double.

Nebraska showed a balanced attack with three players in double figures. Freshman Eli Rice came off the bench for a season-high 16 points, including a trio of 3-pointers, while Brice Williams had 15 points and six rebounds.

The Huskers enjoyed a 55-35 edge on the glass against the Rattlers and held Florida A&M to just 30.3 percent shooting, including 4-of-20 from long range. Nebraska shot just 41 percent from the field but hit 10 3-pointers and

746.8

Miles that Nebraska will travel during non-conference play this season. Nine of the Huskers' non-conference games are at home with trips to Sioux Falls, S.D. (475.2 miles, round trip) to face Oregon State and a road game at Kansas State (271.6 miles). Last year, NU traveled over 6,000 miles (6,053) during non-conference action.

went 26-of-35 from the foul line.

Nebraska trailed 8-7 before Mast ignited a 12-0 spurt with consecutive 3-pointers, as the Huskers held the Rattlers scoreless for nearly five minutes and pushed the lead to 19-8 after Williams' 3-point play. A pair of Ja'Derryus Eatmon free throws ended the spurt and FAMU was within 22-12 before Rice and Josiah Allick combined for seven straight points to push the lead to 29-12. Nebraska led by as many as 20 in the first half before taking a 41-25 lead into the locker room. Nebraska opened the second half with a 19-6 scoring run, capped by three-straight 3-pointers, to build a 60-31 advantage after a Williams' 3-pointer with 12:39 left and cruised to a 27-point win.

WORTH NOTING

- Rienk Mast collected his 19th career double-double with 20 points and 16 rebounds. The last Husker to have at least 20 points and 15 rebounds in a game was Aleks Maric, who had 32 points and 16 rebounds against Missouri on Feb. 13, 2008.
- Mast's 16 rebounds were the most by a Husker since Yvan Ouedraogo had 19 rebounds against Northwestern on March 1, 2020, and the second-highest rebound total in Hoiberg's four-plus seasons at Nebraska.
- Nebraska's 55 rebounds were the most since also collecting 55 against Doane on Dec. 17, 2020. It was the most against a Division I team since having 55 vs. Mississippi Valley State on Nov. 6, 2018.
- Nebraska has had double-figure scoring runs in each of its first two games (10-0 vs. Lindenwood; 12-0 vs. FAMU).
- Nebraska had double-digit 3-pointers for the second straight game, the first time it happened since March 4-7, 2001 (at Iowa, at Northwestern).
- In all, 64 of Nebraska's 81 points were scored by first-year Huskers, as well as 30 points scored by players coming off the bench. Freshman Eli Rice reached double figures for the first time in his career with 16 points, including 11 in the first half.

MAST'S MASSIVE NIGHT

Rienk Mast put together a strong performance in Nebraska's win against Florida A&M. The 6-foot-10 forward had game highs of 20 points and 16 rebounds for his first double-double of the season and 19th of his career.

- He became the first Husker in the Big Ten era (2011-12 to present) to have a game with at least 20 points and 15 rebounds, and the first Husker to do so since All-Big 12 performer Aleks Maric in 2008.
- Since 1990, only six Huskers have had games with at least 20 points and 15 rebounds. That list includes Aleks Maric, Kimani Ffriend, Venson Hamilton, Mikki Moore and Eric Piatkowski.
- Mast now has nine career 20-point efforts after Thursday's performance. His 16 rebounds was one shy of a career high.
- As of Nov. 11, Mast is fourth in the Big Ten in rebounding, 11th in scoring and 17th in field goal percentage (.524)

Huskies with 20+ Points/15+ Rebounds (Since 1990)				
Name	Opponent	Date	Pts.	Reb.
Rienk Mast	FAMU	11/9/23	20	16
Aleks Maric	Missouri	2/13/08	32	16
Aleks Maric	Alabama A&M	11/17/07	21	16
Aleks Maric	Missouri	2/24/07	31	19
Aleks Maric	vs. Houston	12/23/06	21	15
Aleks Maric	at Iowa State	2/15/06	37	16
Kimani Ffriend	Baylor	1/22/2000	21	19
Venson Hamilton	Okla. St.	2/17/99	20	15
Mikki Moore	at Nevada	3/18/97	21	15
Eric Piatkowski	Kent	12/5/92	23	16
Eric Piatkowski	E. Wash.	12/21/91	23	15

GOOD THINGS HAPPEN WHEN HUSKERS REACH 80

- Nebraska has shown an explosive offense in the first two games, averaging 82.5 points per game. It is the first time since 2018-19 that NU has scored 80+ points in each of its first two contests.
- Nebraska will be looking for third straight game with 80+ to open the season. It would be the first time since the 2018-19 team opened the season with four straight games of 80+ points.
- Nebraska is 16-4 under Hoiberg when scoring at least 80 points including 11-1 over the last three seasons. The only loss was a 104-100 quadruple overtime game at North Carolina State in 2021. NU has won its last nine games when reaching the 80-point plateau.

FINDING BALANCE

- Nebraska relied on its depth and balance early in the season. While the Huskers have two players averaging double figures, four others are at between 8.0 and 9.5 ppg after two games.
- Nebraska has had six players reach double figures in the first two contests. The Huskers had five players in double figures in the opener and three players in double figures in the win over Florida A&M.
- NU has gotten at least one double-figure effort from its bench in both contests. In the opener, Sam Hoiberg matched his career high with 15 points off the bench to lead NU in scoring. Against Florida A&M, freshman Eli Rice tallied 16 points in 22 minutes of action.
- The Huskers have done this without Keisei Tominaga (13.1 ppg) and Juwan Gary (9.6 ppg), who have yet to play in NU's first two contests.
- Seven of the 12 players who played in Monday's win were making their Husker debut. In fact, C.J. Wilcher was the only player who appeared in both the 2022-23 and 2023-24 openers.

TOP-10 PBA CROWDS

No.	Attend.	Opponent	Date
1.	15,998	Wisconsin	March 9, 2014
2.	15,991	Penn State	Feb. 25, 2018
3.	15,987	Tennessee-Martin	Nov. 28, 2014
4.	15,978	Northwestern	March 1, 2014
5.	15,960	Iowa	Feb. 25, 2022
6.	15,952	Iowa	Jan. 27, 2018
7.	15,950	Creighton	Dec. 8, 2018
8.	15,949	Arkansas State	Dec. 14, 2013
9.	15,946	South Dakota State	Nov. 15, 2019
10	15,945	Minnesota	Jan. 26, 2014

RECORD AT PINNACLE BANK ARENA

Season	Wins	Losses	Pct.
2013-14	15	1	.938
2014-15	10	6	.625
2015-16	10	8	.556
2016-17	8	8	.500
2017-18	16	1	.941
2018-19	13	5	.722
2019-20	5	11	.313
2020-21	6	9	.400
2021-22	7	11	.368
2022-23	11	4	.733
2023-24	2	0	1.000
Totals	103	65	.613

2023-24 MISC. STATS

TEAM LEADERS

- Double-Figure Scoring Games:** Mast (2); Allick (1); Wilcher (1) Williams (2); Hoiberg (1); Rice (1)
- 10+ Rebounding Games:** Mast (1)
- 10+ Assist Games:** N/A
- Double-Doubles:** Mast (1)
- Triple-Doubles:** N/A
- 20-Point Games:** Mast (1)
- 30-Point Games:** N/A
- Games Leading NU in Scoring:*** Hoiberg (1); Mast (1)
- Games Leading NU in Rebounding:*** Allick (1); Mast (1)
- Games Leading NU in Assists:*** Coleman (1); Lawrence (1)
- Games Leading NU in Blocks* .** Wilcher (2); Allick (1); Williams (1); Coleman (1); Diop (1)
- Games Leading NU in Steals:** Allick (1); Hoiberg (1)

HUSKER DOUBLE-DOUBLES IN 2023-24

Player	Opponent	Totals
Mast	Florida A&M	20 pts./16 reb.

HUSKER DOUBLE-DOUBLES BOARD

Player	2023-24	at Neb	Career*
Mast	1	1	20
Allick	0	0	11
Williams	0	0	4
Gary	0	1	3
Keita	0	1	1
Coleman	0	0	2
Totals	0	2	40

*-Includes previous D-1 school

20.3

Keisei Tominaga was one of the Big Ten's top scorers down the stretch of the 2022-23 season. After Feb. 1, he averaged 20.3 ppg on 56 percent shooting. He joined National Player of the Year Zach Edey and first-team All-American Trayce Jackson-Davis as the only three Big Ten players to average 20+ ppg from Feb. 1 until the end of the season.

2023-24 MBB QUICK FACTS

Location Lincoln, Neb.
 Founded 1869
 Enrollment 23,600 (Fall 2023)
 Nickname Cornhuskers, Huskers
 Colors Scarlet & Cream
 Affiliation NCAA Division I
 Conference Big Ten Conference
 Home Arena Pinnacle Bank Arena
 Capacity/Year Opened 15,000/2013
 Chancellor Rodney Bennett
 Faculty Rep. Scott M. Fuess Jr.
 Vice Chancellor, Director of Athletics Trev Alberts
 Athletic Dept. Phone (402) 472-4224
 Assistant A.D./Ticketing Holly Adam
 Ticket Office Phone (402) 472-3111 or 1-800-8BIGRED
 Website Huskers.com

BASKETBALL HISTORY

First year of basketball 1896-97
 Regular-season conference titles (last) 7 (1950)
 Postseason conference titles (last) 1 (1994)
 All-time postseason appearances 26
 All-time postseason record 24-25
 NCAA Appearances (last) 7 (2014)
 NIT Appearances (last) 19 (2019)

BASKETBALL STAFF

Head Coach Fred Hoiberg (5th season)
 Alma Mater (Year) Iowa State (1995)
 Assistant Coaches Adam Howard (2nd season)
 Nate Loenser (3rd season)
 Ernie Zeigler (2nd season)
 Director of Men's Basketball Strength and Conditioning Kurt Joseph
 Director of Basketball Strategies & Business Operations Luca Virgilio
 Asst. Director of Operations Sheryl Burbach
 Director of Player Development Emmanuel Tommy
 Video Coordinator Michael Bania
 Recruiting Coordinator Padyn Borders
 Graduate Managers Nihilo Ibarra, Justin Moore,
 Joey St. Pierre
 Athletic Trainer Andrew McCabe
 Equipment Manager Pat Norris

2023-24 TEAM INFORMATION

2022-23 Record 16-16 (11-4 H, 4-9 A, 1-3 N)
 Big Ten Record (Finish) 9-11 (t-11th)
 Big Ten Championship 0-1, lost to Minnesota, 78-75
 Postseason None
 Starters Returning/Lost 3/3
 Lettermen Returning/Lost 7/6
 Scholarship Newcomers 7

COMMUNICATIONS INFORMATION

Associate A.D./Communications Keith Mann
 Office Phone (402) 472-2263
 Sr. Assoc. Director/MBB Contact Shamus McKnight
 Office/Cell Phone (402) 472-7772 / (402) 540-0268
 E-Mail smcknight@huskers.com
 Press Row Phone (402) 904-5925
 Communications Mailing Address P.O. Box 880123,
 800 Stadium Drive, Lincoln, NE 68588-0123

MEDIA WEBSITE

Media can access Nebraska's media site for headshots, the digital media guide, press conference videos and more.

Huskers.com/media

3.14

Nebraska posted a team GPA of 3.14 during the 2022-23 academic year. The Huskers were a finalist for the Herman Team GPA award for the first time in program history. In addition, NU matched a school record with six Academic All-Big Ten selections.

HUSKER TRENDS

- Nebraska is tied for second in the Big Ten with 10.5 3-pointers per game after the first week of action. Since Jamarques Lawrence was inserted into the lineup on Jan. 25, 2023, the Huskers are averaging 8.1 3-pointers per game and shooting at 37 percent behind the line in those 14 contests.
- The Huskers enter the week second in rebounding margin at +12 per game (Purdue is +14.0 per game). NU enjoyed a 55-35 advantage on the glass in the win over Florida A&M. The Huskers will be tested against a Rider team that was in the top-50 nationally in rebounding margin last year. The Broncos enter Monday's game at with a +10.5 rebounding margin.
- Sam Hoiberg led NU in scoring for the first time in his career with 15 points against Lindenwood on Nov. 6. Hoiberg became the first walk-on to lead Nebraska in scoring in a game since Paul Velander had 20 points in a 73-51 win over Kansas State on Jan. 17, 2009.

A QUICK LOOK AT THE HUSKERS

Nebraska enters the 2023-24 season with its most experienced roster in Fred Hoiberg's five seasons at the helm. The Huskers returned seven letterwinners and three redshirts while adding seven new players to the roster.

- For the first time since 2018-19 and the third time since 2012-13, the Huskers return more than 50 percent of their scoring from the previous year.

Category	2023-24	2022-23	2021-22	2020-21	2019-20
Pct. of scoring	50.9	32.8	49.6	21.6	1.9
Pct. of rebounds	37.6	34.2	42.1	33.7	4.2
Pct. of field goals made	49.9	35.3	49.9	22.0	7.0
Pct. of field goals attempted	50.3	31.2	49.8	20.1	2.6
Pct. of 3-point FG made	74.8	40.6	59.6	19.4	1.5
Pct. of 3-point FG attempted	69.1	36.8	55.0	16.5	2.9
Pct. of free throws made	40.2	19.5	40.8	21.6	1.7
Pct. of free throws attempted	39.3	20.5	41.3	22.9	1.7
Pct. of assists	30.4	23.3	41.5	13.1	4.1
Pct. of steals	50.8	35.7	44.6	24.7	5.4
Pct. of blocked shots	34.2	44.8	44.3	24.1	3.3
Pct. of minutes	48.8	35.3	50.6	26.5	4.2

- NU also returns 86 starts, which is the most since the 2018-19 NIT team. That breakdown is as follows: C.J. Wilcher (26); Keisei Tominaga (25); Juwan Gary (17); Jamarques Lawrence (12); Blaise Keita (5); Sam Hoiberg (1). Wilcher and Tominaga are the only two Huskers who have played in every game the past two seasons.
- The Huskers return five of their top eight scorers from a year ago, as Keisei Tominaga's 13.1 ppg is the highest for a Husker returnee since James Palmer Jr. in 2018-19 (17.2 ppg). NU also returns its fourth leading scorer (Juwan Gary, 9.5 ppg) as well as C.J. Wilcher (8.0, sixth), Jamarques Lawrence (5.0, seventh) and Sam Hoiberg (4.1, eighth).
- The 2023-24 Huskers are an experienced bunch with nine of the 13 scholarship players in at least their fourth season of college basketball. The group features one sixth-year senior in Jarron Coleman and five others who are in their fifth season of college basketball.
- The 2023-24 roster has combined for 766 games, including 409 starts, at the Division I level entering the season. That does not include two seasons of junior college basketball for both Keisei Tominaga and Blaise Keita.

TOMINAGA NAMED PRESEASON ALL-BIG TEN

Nebraska senior guard Keisei Tominaga was honored on Oct. 6, as he was one of 10 players selected to the preseason All-Big Ten team. The 10-member team included four unanimous selections: Terrence Shannon (Illinois), Jahmir Young (Maryland), Boo Buie (Northwestern) and Zach Edey (Purdue). Edey, the reigning national player of the year, was tabbed as the Big Ten Preseason Player of the Year.

Tominaga becomes just the third Husker to be named preseason All-Big Ten since Nebraska joined the conference in 2011-12, joining James Palmer Jr. (2018) and Terran Petteway (2014). Last season, he averaged 13.1 points per game on 53 percent shooting, including 40 percent from 3-point range, while appearing in all 32 contests. Tominaga led the Huskers in 3-pointers with 66 and was one of only six players nationally to average double figures and shoot 50 percent from the field, 40 percent from 3-point range and 85 percent from the foul line.

During Big Ten play, he led NU in scoring at 14.2 ppg to rank 15th in the conference while also ranking among Big Ten leaders in field goal percentage (.512, seventh) and 3-pointers per game (2.3, sixth) as he shot 41 percent from beyond the arc. He had seven of his nine 20-point games during Big Ten contests, including a career-high 30-point effort against Penn State, and added 23 points in NU's loss to Minnesota in the Big Ten Tournament.

Tominaga has not played since suffering an ankle injury in the first half against Doane on Oct. 29.

Preseason All Big Ten Team

Terrence Shannon Jr., G, Illinois
 Julian Reese, F, Maryland
 Jahmir Young, G, Maryland
 Dawson Garcia, F, Minnesota
 A.J. Hoggard, G, Michigan State
 Tyson Walker, G, Michigan State
Keisei Tominaga, G, Nebraska
 Boo Buie, G, Northwestern
 Zach Edey, C, Purdue
 Clifford Omoruyi, C, Rutgers

NU All-Time Preseason All B1G

Husker	Year
Keisei Tominaga	2022-23
James Palmer Jr.	2018-19
Terran Petteway	2014-15

HUSKERS REGAIN POST PRESENCE WITH MAST AND ALLICK

After being short-handed in the frontcourt against Doane because of injuries, Rienk Mast and Josiah Allick made their NU debuts against Lindenwood. The pair combined for 24 points on 9-of-12 shooting along with 14 rebounds and five assists. The pair helped limit Lindenwood to 32 percent shooting.

- Allick led NU in both rebounds (eight) and steals (two) while hitting 4-of-5 shots from the floor against Lindenwood and is averaging 8.0 points and 6.5 rebounds per game. The Lincoln native is a career 55 percent shooter in college, including stints at UMKC and New Mexico. Last season, he shot 57 percent from the field in helping the Lobos to 22 wins and an NIT appearance.
- Mast leads the Huskers in both scoring (16.5 ppg) and rebounding (11.0 rpg), while also chipping in 2.5 assists per game. He had 20 points and 16 boards against Florida A&M and has been in double figures both games. The 6-foot-10 forward was a first-team All-MVC selection who was second in the league in rebounding and fourth in field goal percentage in 2022-23.

HUSKERS TO BE CHALLENGED IN 2023-24

Nebraska will play 12 games this season against ranked teams or teams receiving votes in either the Associated Press or the USA Today Coaches preseason polls.

- Nebraska's home schedule features three preseason top-10 opponents in No. 3/2 Purdue, No. 4/4 Michigan State and No. 8/8 Creighton. In addition, NU also hosts three other teams receiving votes: Wisconsin; Indiana; and Ohio State.
- Nebraska travels to No. 25/RV Illinois and also makes trips to four other teams that received preseason votes in Kansas State, Maryland, Indiana and Ohio State.
- Last year, the Big Ten had 12 teams which reached postseason play, including NCAA teams that reached the NCAA Tournament.

HUSKERS COMPLETE SPAIN TRIP WITH 3-0 MARK

Nebraska made its first overseas trip since 2019 and went 3-0 against teams in Madrid (89-84, OT), Valencia (86-83) and Barcelona (82-62) despite having just nine players available for the trip.

C.J. Wilcher led five Huskers who averaged double figures with 17.0 ppg, while Brice Williams (16.3 ppg) and Eli Rice (16.0 ppg) both averaged at least 16 points per game. Redshirt freshman Cale Jacobsen led NU in rebounding at 8.3 per game and tied Jarmarques Lawrence for the team high in assists per game (4.3 apg).

TOMINAGA, MAST SPEND SUMMERS WITH NATIONAL TEAMS

A pair of Huskers spent the summer representing their national teams in international events. Rienk Mast represented the Netherlands in the FIBA Olympic Pre-Qualifying Tournament in Turkey, while Keisei Tominaga played for Japan in the FIBA World Cup.

- Mast played in all three games for the Netherlands, averaging 6.0 points, 6.0 rebounds and 1.3 assists per game as the team posted a 1-2 record. His best performance was an eight-point, seven-rebound effort in a win over Belgium.
- Tominaga played in all five games for Japan, averaging 11.4 points per game in helping the team qualify for the 2024 Paris Olympics as the highest finishing team from Asia. He was named player of the game in the win over Cape Verde, finishing with 22 points on 8-of-11 shooting from the field, including 6-of-8 from 3-point range. Of the five NCAA players who played in the World Cup, Tominaga was the only one to average double figures.

NCAA Players in 2023 FIBA World Cup

Player	School/Country	GP	MGP	PPG	RPG	APG
Keisei Tominaga	Nebraska/Japan	5	17.9	11.4	1.2	1.4
Zach Edey	Purdue/Canada	5	4.6	3.8	1.4	0.4
Miro Little	Baylor/Finland	5	17.5	5.0	1.8	4.6
Olivier Nkamhoua	Michigan/Finland	5	18.2	8.0	3.8	2.0
Adam Moussa	Tarleton State/Egypt	5	11.8	2.0	0.6	1.4

HUSKER TRANSFER HAUL

Nebraska made a big splash in the transfer portal, adding five players to the roster for 2023-24. The group includes Josiah Allick (New Mexico), Jarron Coleman (Bradley), Rienk Mast (Bradley), Ahron Ulis (Iowa) and Brice Williams (Charlotte). The group brings impressive credentials to the Husker program and has combined for more than 4,300 points and 2,100 rebounds.

Mast was a two-time All-Missouri Valley Conference pick and finished third in MVC Player of the Year voting in 2022-23. Coleman (Mid American) and Williams (Conference USA) were both second-team all-conference honorees, while Williams was the MVP of the 2023 College Basketball Invitational. Williams (CBI), Ulis (NCAA) Allick (NIT) and Mast (NIT) were all part of postseason teams in 2022-23.

Adding Experience

Player	Last School	GP/Starts	Points	Rebounds	Assists
Josiah Allick	New Mexico	103/84	1,005	602	104
Jarron Coleman	Ball State	108/86	1,165	467	334
Rienk Mast	Bradley	88/79	1,001	656	151
Ahron Ulis	Iowa	84/27	333	134	160
Brice Williams	Charlotte	88/27	801	329	72
Totals		471/303	4,305	2,188	821

HUSKERS IN THE PROS

With the start of the basketball season, a total of 23 former Huskers are playing professionally around the world.

NBA/G LEAGUE

Player (Years at NU) Team

Dalano Banton (2020-21)	Boston Celtics
Bryce McGowens (2022)	Charlotte Hornets
Isaiah Roby (2017-19).....	Westchester Knicks/G League
Trey McGowens (2020-22)	Long Island Nets/G League
Duby Okeke (2018)	Greensboro Swarm/G League

HUSKERS PLAYING OVERSEAS

Player (Years at NU) Country

Sek Henry (2007-10)	Turkey
Caleb Walker (2011-12)	France
Jorge Brian Diaz (2010-12)	Puerto Rico
Ray Gallegos (2010-14).....	Mexico
Shavon Shields (2013-16)	Italy
Leslee Smith (2014-15)	England
Tai Webster (2014-17)	Australia
Jack McVeigh (2016-18).....	Australia
Glynn Watson Jr. (2016-19)	Germany
James Palmer Jr. (2018-19).....	Turkey
Isaac Copeland Jr. (2018-19).....	Saudi Arabia
Dachon Burke Jr. (2019-20)	Lithuania
Matej Kavaz (2020).....	Austria
Thorir Thorbjarnarson (2018-21).....	Iceland
Shamiel Stevenson (2010-21).....	Croatia
Lat Mayen (2021-22)	Australia
Sam Griesel (2023)	Germany
Derrick Walker (2021-23)	Spain



MCGOWENS HELPS USA TO GOLD

Former Nebraska men's basketball player Trey McGowens earned a gold medal this past October, leading Team USA to a gold medal in the FIBA 3x3 U23 World Cup on Sunday in Lublin, Poland.

McGowens, who played at Nebraska for two seasons (2020-22), was named MVP of the Tournament and named to the Team of the Tournament, as the United States went 7-0. McGowens, who played for the Long Island Nets in the NBA G League last season, led all tournament players with 54 points during the competition.

At Nebraska, McGowens was a two-year starter for the Huskers (2020-22). He averaged 9.2 points, 4.0 rebounds, 2.0 assists and 1.5 steals per game at NU while he was often assigned to the opponent's top perimeter scoring threat.

HUSKER MBB RADIO SHOW

The Husker Basketball Radio Show airs throughout the 2023-24 season across the Huskers Radio Network. Join hosts Greg Sharpe and Jessica Coody with Head Coach Fred Hoiberg or a member of the Husker Basketball Coaching staff each week. The show typically airs on Monday nights during the season. A complete schedule is below.

The show can be heard across Huskers Radio Network stations and for free on Huskers.com. Fans are encouraged to text their questions to (402) 413-2400 and join the discussion. Fans can also watch for free on the internet at [YouTube.com/Huskers](https://www.youtube.com/Huskers).

Date	Time
Monday, November 20.....	6 p.m.*
Monday, November 27.....	6 p.m.*
Monday, December 4.....	6 p.m.
Monday, December 11.....	6 p.m.
Monday, December 18.....	6 p.m.
Tues., Dec. 27 or Wed, Dec. 28.....	6 p.m.
Tuesday, January 2.....	6 p.m.
Monday, January 8.....	6 p.m.*
Monday, January 15.....	6 p.m.
Monday, January 22.....	6 p.m.
Monday, January 29.....	6 p.m.
Monday, February 5.....	6 p.m.*
Monday, February 12.....	6 p.m.
Monday, February 19.....	6 p.m.
Monday, February 26.....	6 p.m.
Monday, March 4.....	6 p.m.
Monday, March 11.....	6 p.m.

*-Taped segments

HOIBERG'S HUSKER TIES

While Fred Hoiberg grew up in Ames and played his high school (Ames High School) and college basketball (Iowa State) there, he was born in Lincoln and has numerous ties to the city and to the University of Nebraska.

- Fred's father (Eric) and mother (Karen) both earned their undergraduate degrees from Nebraska in 1966. In fact, Eric earned his undergraduate degree, Master's degree, and Ph.D. in sociology from the university.
- His maternal grandfather was former Husker basketball coach Jerry Bush. Known as the "Big Bear of the Coliseum," Bush guided NU from 1955 to 1963, and directed two of the greatest upsets ever – a 43-41 victory over top-ranked Kansas and Wilt Chamberlain, and a 55-48 victory over No. 4 Kansas State and Olympian Bob Boozer during the 1957-58 campaign.

• His paternal grandfather (Otto) received his Master's Degree and Ph.D from Nebraska. He joined the faculty of the University of Nebraska in 1948, where he taught sociology and served as director of the community development program in the University of Nebraska Extension Division.

• Fred's son (Sam) is in his third season on the Husker basketball team after walking on. Fred and Sam are one of 22 father-son duos in Division I this season.

HUSKER ROSTER HAS INTERNATIONAL FLAVOR

NU's roster has had an international flavor in recent seasons and that trend will continue in 2023-24. Four Huskers hail from overseas, including Keisei Tominaga (Moriyama Nagoya Aichi, Japan), Matar Diop (Dakar, Senegal), Blaise Keita (Bamako, Mali), and Rienk Mast (Groningen, Netherlands).

In five seasons under Hoiberg, NU has had players on its roster from a host of countries, including Australia, Canada, England, France, Iceland, Lithuania and Slovenia.

HUSKER COACHING STAFF RETURNS INTACT

Nebraska's full-time coaching staff remains the same as it was during the 2022-23 season with Nate Loenser, Adam Howard and Ernie Zeigler joining Head Coach Fred Hoiberg on the Husker bench.

• Loenser begins his third season on the Husker staff. He joined the Husker program after spending five seasons with the Chicago Bulls organization. Loenser was an assistant coach for the Bulls under both Fred Hoiberg and Jim Boylan for three seasons. He also served as the Bulls' video coordinator and head coach of the Windy City Bulls. Loenser worked with Hoiberg at Iowa State for two seasons.

• Howard is in his second year on the coaching staff. He was selected to participate in the 2023 TopConnect Basketball Symposium, an event featuring some of the nation's top assistant coaches. Prior to joining the NU staff, he spent four years at South Alabama, helping the program to 75 wins in that span after the program had seven straight losing seasons. In 2021-22, South Alabama won 21 games, the school's highest total since 2008. Howard also coached at Troy, Tennessee, Southern Miss and Morehead State after playing collegiately at Western Kentucky.

• Zeigler is also in his second year at Nebraska. He joined the NU staff in August of 2022 after spending six years on Ben Howland's staff at Mississippi State. The Bulldogs had four postseason appearances between 2018-22. Zeigler spent six seasons as the head coach at Central Michigan (2007-12) and previously served stints at UCLA, Pittsburgh, Kansas State, Detroit and Bowling Green.

QUICK HITTERS

• Nebraska improved its win total from 10 to 16 games in 2022-23. NU was one of four Big Ten teams which increased its win total by at least six games last season (also Northwestern, Maryland and Penn State). Of Nebraska's 16 losses this season, 12 were against NCAA Tournament qualifiers.

Nebraska has improved its season record in each of the last three years under Fred Hoiberg and increased its win total in each of the last two seasons. If Nebraska can increase its win total in 2023-24, it will mark the first time since the mid-1960s (1963-64 to 1965-66) that the Huskers increased their win total for three straight years.

• The Huskers posted five wins over teams which made the NCAA Tournament (Creighton, Iowa-2; Penn State, Maryland) and two others against teams which made the NIT (Rutgers and Wisconsin).

• Nebraska's nine Big Ten wins were the most since winning a school-record 13 Big Ten games in 2017-18. It was NU's third-highest conference win total since joining the Big Ten in 2011-12. In all, 11 Big Ten teams reached postseason play, including eight NCAA Tournament teams, in 2022-23.

• Nebraska tied a school record with its four overtime games in 2022-23, matching a mark which has been set six other times (also 2019-20, 2007-08, 1996-97, 1986-87, 1979-80 and 1955-66) and went 3-1 in OT games. Nebraska's three overtime wins were the most for the program since the 1986-87 team won a school-record four overtime games.

• Nebraska had multiple All-Big Ten selections with Derrick Walker and Keisei Tominaga. It marked the first time since 2017-18 that NU had multiple all-conference picks. Walker became the first Husker to receive second team or higher All-Big Ten honors since James Palmer Jr. in 2017-18.

• Derrick Walker became the first Husker to ever lead Nebraska in scoring, rebounding and assists in the same season. He was one of just 11 players nationally - and two in power conferences - that led his team in all three categories. He was selected to the NABC All-Star game at the Final Four, marking the Huskers' first selection to the event since 2019.

• Nebraska's biggest improvement in 2022-23 came on the defensive end of the floor. The Huskers jumped over 100 spots nationally in defensive efficiency from the previous year and ranked in the top 35 nationally before season-ending injuries to Juwan Gary and Emmanuel Bandoumel in January. Nebraska allowed 8.6 fewer points per game in 2022-23, a total which tied for sixth nationally and second most among power conference teams.

NBA COACHES: BACK TO SCHOOL

Fred Hoiberg is one of eight active NCAA coaches to have coached in the NBA, as he spent three-plus seasons with the Chicago Bulls from 2015 to 2018. Hoiberg's 270 regular-season NBA games rank third among the eight former NBA coaches in the collegiate ranks.

Division I Coaches with NBA Head Coaching Experience

<u>Coach, School</u>	<u>NBA Head Coach, Years</u>
John Calipari, Kentucky	New Jersey, 1996-99
Leonard Hamilton, Florida State	Washington, 2000-01
Fred Hoiberg, Nebraska	Chicago, 2015-18
Eric Musselman, Arkansas	Golden State, 2002-04; Sacramento, 2006-07
Rick Pitino, St. John's	New York, 1987-89; Boston, 1997-2001
Reggie Theus, Bethune-Cookman	Sacramento, 2007-09
Darrell Walker, Arkansas Little Rock	Toronto, 1996-98; Washington, 1999-2000
Mike Woodson, Indiana	Atlanta 2004-2010; New York, 2011-14

NEBRASKA BASKETBALL RADIO/TV ROSTER



0 | C.J. WILCHER
Jr. | G | 6-5 | 214



1 | SAM HOIBERG
So. | G | 6-0 | 183



2 | RAMEL LLOYD JR.
RFr. | G | 6-6 | 210



3 | BRICE WILLIAMS
Jr. | G | 6-7 | 213



4 | JUWAN GARY
Jr. | F | 6-6 | 221



5 | AHRON ULIS
Jr. | G | 6-3 | 190



9 | JARRON COLEMAN
Sr. | G | 6-5 | 213



10 | JAMARQUES LAWRENCE
So. | G | 6-3 | 182




11 | ELI RICE
Fr. | G | 6-8 | 213



15 | BLAISE KEITA
Jr. | F | 6-11 | 257



21 | MATAR DIOP
Fr. | F | 6-10 | 213



24 | JEFFREY GRACE III
So. | G | 6-3 | 197



30 | KEISEI TOMINAGA
Sr. | G | 6-2 | 179



31 | CALE JACOBSEN
RFr. | G | 6-4 | 20



35 | HENRY BURT
RFr. | F | 6-7 | 216



51 | RIENK MAST
Jr. | F | 6-10 | 248



53 | JOSIAH ALLICK
Sr. | F | 6-8 | 231



FRED HOIBERG
Head Coach



ADAM HOWARD
Assistant Coach



NATE LOENSER
Assistant Coach



ERNIE ZEIGLER
Assistant Coach



KURT JOSEPH
Director of Men's Basketball Strength & Conditioning



LUCA VIRGILIO
Director of Basketball Strategies & Business Operations



EMMANUEL TOMMY
Director of Player Development



MICHAEL BANIA
Video Coordinator



PADYN BORDERS
Recruiting Coordinator



SHERYL BURBACH
Assistant Director of Basketball Operations



ANDREW MCCABE
Athletic Trainer



PAT NORRIS
Equipment Manager



JAKE BLATTNER
Performance Nutrition Coordinator




MATT THOME
NAPL Director



NIHI IBARRA
Graduate Manager



JUSTIN MOORE
Graduate Manager



JOEY ST. PIERRE
Graduate Manager



2023-24
Nebraska Roster

NEBRASKA HEAD COACH FRED HOIBERG

NEBRASKA (2019-PRESENT)

- Hired as Nebraska's 28th men's basketball coach on March 30, 2019, a position his grandfather (Jerry Bush) held for nine seasons from 1954 to 1963.
- Is the only coach in school history with two road wins against top-10 teams
- Guided Nebraska to three consecutive road wins over ranked opponents (No. 23 Ohio State and No. 10 Wisconsin in 2021-22 and No. 7 Creighton in 2022-23) for the first time in school history
- Brought in the highest-ranked recruiting class in school history, as his 2021 class was ranked 13th nationally by ESPN.com
- Had NBA Draft Picks in both 2021 (Dalano Banton) and 2022 (Bryce McGowens) and has produced 12 players who have reached the NBA

CHICAGO BULLS (2015-18)

- Coached the Chicago Bulls for three-plus seasons, posting a 115-155 record.
- Became just the fifth coach in franchise history to post a winning record in his debut season.
- Took the Bulls to the 2017 NBA Playoffs where they won the first two games against the top-seeded Boston Celtics, as the Bulls were the first No. 8 seed to take a 2-0 lead against a No. 1 seed since 1993.
- Was the fifth coach in NBA history to have each of his first two career playoff victories come on the road.

IOWA STATE (2010-15)

- Served as head coach at his alma mater for five seasons, posting a 115-56 record, which is the top winning percentage in school history (.673).
- Led the Cyclones to four straight NCAA Tournament appearances - a program record - while his 115 wins were the most in a five-year stretch in school history.
- Guided Iowa State to back-to-back Big 12 Tournament titles in 2014 and 2015.
- Produced four All-Americans, 12 All-Big 12 honorees and 10 players who played in the NBA.
- Named Big 12 Coach of the Year in 2012, as the Cyclones went from three conference wins to 12 in one season.
- Won 28 games and reached the NCAA Sweet 16 in 2014.
- Led the Big 12 in scoring offense in two of his last four seasons and topped the conference in 3-pointers four times in five years.

MINNESOTA TIMBERWOLVES (2005-10)

- Served as Vice President of Basketball Operations in 2009-10, overseeing the day-to-day operations of basketball programs including college and pro scouting, salary cap management and NBA Draft preparations.
- Was the Assistant General Manager for three seasons, helping the Timberwolves orchestrate a draft-day trade for five-time all-star Kevin Love in 2008.

AS AN NBA PLAYER (1995-2005)

- Spent 10 years in the NBA with the Indiana Pacers (four seasons), Chicago Bulls (four seasons) and Minnesota Timberwolves (two seasons) after being selected in the second round of the 1995 NBA Draft.
- Was a member of three NBA Playoff Teams, including a Timberwolves team that reached the 2004 Western Conference Finals.
- Shot 40 percent from 3-point range during his career and led the NBA in 3-point shooting in his final season (48.3, 2004-05).
- Ended his NBA career abruptly at the age of 33 after undergoing open-heart surgery to repair an aneurysm in his aortic root.

AS A PLAYER AT IOWA STATE (1991-95)

- Started all four seasons at Iowa State, averaging 15.8 points, 6.9 rebounds, 2.8 assists and 1.6 steals per game in his collegiate career.
- His No. 32 was retired by Iowa State in 1997 and Hoiberg is a member of the Iowa State Hall of Fame.
- Garnered third-team All-America honors as a senior in 1994-95, averaging 19.9 points per game to help the Cyclones win a then-school-record 23 games and was named Big Eight Co-Male Athlete of the Year in 1995.
- Two-time Academic All-American who was inducted into the CSC Academic Hall of Fame in 2016.



FRED HOIBERG'S COLLEGIATE COACHING RECORD

Year	School	Overall Record	Pct.	Conf. Record	Pct	Conf. Finish	Postseason
2010-11	Iowa State	16-16	.500	3-13	.188	12th	None
2011-12	Iowa State	23-11	.676	12-6	.677	T-3rd	NCAA Third Round
2012-13	Iowa State	23-12	.657	11-7	.611	T-4th	NCAA Third Round
2013-14	Iowa State	28-8	.778	11-7	.611	T-3rd	NCAA Sweet 16
2014-15	Iowa State	25-9	.735	12-6	.677	T-2nd	NCAA Second Round
2019-20	Nebraska	7-25	.219	2-18	.100	14th	None
2020-21	Nebraska	7-20	.259	3-16	.158	14th	None
2021-22	Nebraska	10-22	.313	4-16	.200	T-13th	None
2022-23	Nebraska	16-16	.500	9-11	.450	T-11th	None
2023-24	Nebraska	2-0	1.000	0-0	.000		
Totals		157-139	.530	67-100	.401		

THE LAST TIME...

Nebraska Team

Ranked in the top 5 (AP Poll) Never Happened
 Ranked in the top 10 (AP Poll) March 1, 1966
 Ranked in the top 20 (AP Poll) Jan. 2, 1995
 Ranked in the top 25 (AP Poll) Dec. 31, 2018 (No. 24)
 Ranked in the top 25 (USA Today Coaches Poll) Dec. 31, 2018 (No. 23)

Played AP Poll No. 1 ranked team.....lost at No. 1 Indiana (47-76), 2/13/2013
 Defeated AP Poll No. 1 ranked team at No. 1 Missouri (67-51), 2/6/1982
 Played AP Poll No. 2 ranked team.....lost at No. 2 Michigan (47-62), 1/9/13
 Defeated AP Poll No. 2 ranked team vs. No. 2 Oklahoma State (85-69), 2/5/1992
 Played Team Ranked 1-5 by AP.....lost at No. 3 Purdue (55-73), 1/13/2023
 Defeated Team Ranked 1-5 by AP..... vs. No. 3 Texas (70-67), 2/19/2011
 Played Team Ranked 6-10 by AP.....won at No. 7 Creighton (63-53), 12/4/2022
 Defeated Team Ranked 6-10 by AP..... at No. 7 Creighton (63-53), 12/4/2022
 Defeated Team Ranked 11-25 by AP..... at No. 23 Ohio State (78-70), 3/1/2022
 Defeated Team Ranked 1-10 by AP on Road..... at No. 7 Creighton (63-53), 12/4/2022
 Defeated Ranked Team by AP on Road..... at No. 7 Creighton (65-63), 12/4/2022

Scored 100 or more points 100; at NC State, 12/1/2021
 Scored 90 or more points 93; at Penn State, 2/27/2022
 Scored 80 or more points 81; vs. Florida A&M, 11/9/2023
 Scored less than 50 points 48; Wisconsin, 2/10/2021
 Scored less than 40 points 38; at Oregon, 12/15/2012
 Shot 75% from the field......750, vs. Nebraska-Omaha (42-56), 1/25/1988 \$
 Shot 70% from the field......723; vs. UNC Wilmington (34-47), 12/5/1997
 Shot 60% from the field......628; vs. Northwestern (27-43), 2/3/2015

Made 50 or more free throws Never Happened
 Made 40 or more free throws43, vs. Texas (43-59), 1/3/1996 - \$
 Made 30 or more free throws 37; vs. UTSA (37-50), 12/20/2017
 Made 25 or more free throws 25; vs. Florida A&M (25-36), 11/9/2023
 Attempted 60 or more free throws 60, vs. Kansas State (36-60), 1/11/1954 - \$
 Attempted 50 or more free throws50, vs. UTSA (37-50), 12/20/2017
 Attempted 40 or more free throws50, vs. UTSA (37-50), 12/20/2017
 Attempted 30 or more free throws 36; vs. Florida A&M (25-36), 11/9/2023
 Shot 100% from the foul line (min 10 att.) 1.000; at Penn State (16-16), 1/19/2013
 Shot 95% from the foul line (min 10 att.) 1.000; at Penn State, (16-16), 1/19/2013
 Shot 90% from the foul line (min 10 att.)913; vs. Oklahoma State (21-23), 12/16/2018

Made 20 or more 3-pointers Never Happened
 Made 15 or more 3-pointers 15; vs. Kennesaw State (15-29), 12/22/2021
 Made 10 or more 3-pointers 10; vs. Florida A&M (10-28), 11/9/2023
 Made 0 3-pointers 0; vs. Jacksonville State (0-5), 12/18/2012
 Held Opponent to 0 3-pointers..... 0; Southeastern Louisiana, 11/22/2015
 Attempted 40 or more 3-pointers41; vs. Nevada (9-41), 11/26/2020 \$
 Attempted 30 or more 3-pointers30; vs. Lindenwood (11-30), 11/6/2023
 Attempted 20 or more 3-pointers30; vs. Lindenwood (11-30), 11/6/2023
 Shot 75% from 3-point range (min. 10 att.)..... .750, vs. UT-Pan American (9-12), 12/2/2009 - \$
 Shot 60% from 3-point range (min. 10 att.)..... .650; at Penn State (13-20), 2/27/22
 Shot 50% from 3-point range (min. 10 att.)..... .538; at Iowa (14-26), 3/5/23
 Shot 50% from 3-point range (min. 20 att.)..... .538; at Iowa (14-26), 3/5/23

Had 60 or more rebounds 60; vs. Oral Roberts, 12/22/1999
 Had 50 or more rebounds 54; Iowa, 12/29/2022

Had 30 or more assists 35, vs. Northeastern Illinois, 12/21/1994
 Had 25 or more assists25; vs. Doane, 12/17/2020
 Had 20 or more assists 21; Boston College, 11/30/2022
 Had 15 or more assists 15; vs. Florida A&M, 11/9/2023

Had 20 or more steals..... 23, vs. Texas Tech, 3/4/1999 - \$
 Had 15 or more steals..... 16, vs. McNeese State, 11/28/2020
 Had 10 or more steals.....13; vs. Minnesota, 2/25/2023

Had 15 or more blocked shots..... 15, vs. Coppin State, Dec. 6, 1996 - \$
 Had 10 or more blocked shots..... 14; at Northwestern, 1/2/2018

Had 30 or more turnovers.....31, at Creighton, 12/11/2005
 Had 20 or more turnovers 20; vs. Memphis, 11/25/2022
 Had 5 or less turnovers..... 4; at Ohio State, 3/1/2022

Nebraska Player...

Had 20 or more points: 20; Rien Mast vs. Florida A&M, 11/9/2023
 Had 25 or more points: 30; Keisei Tominaga vs. Penn State, 2/5/2023
 Had 30 or more points: 30; Keisei Tominaga vs. Penn State, 2/5/2023
 Had 40 or more points:41; Teddy Allen vs. Penn State, 2/23/2021
 Had 20 or more points in a half:20; Lat Mayen vs. Rutgers (1st), 3/1/2021

Had No Player in Double Figures:vs. Ohio State, 1/21/2012
 Had Five Players with 10 or more pointsvs. Lindenwood, 11/6/23
 Hoiberg (15); Wilcher (13); Mast (13); Williams (13); Allick (11)
 Had Six Players with 10 or more points Minnesota, 2/25/2023
 Griesel (19); Wilcher (12); Lawrence (11); Tominaga (11); Hoiberg (11); Walker (10)
 Two Huskers with 20 or more points, same game: Maryland, 2/19/2023
 Derrick Walker (25), Keisei Tominaga (22)
 Two Huskers with 25 or more points, same game:vs. Western Illinois, 11/9/21
 Alonzo Verge Jr. (26), Bryce McGowens (25)
 Three Huskers with 20 or more points, same game: Iowa, 3/10/2019
 James Palmer Jr. (30), Glynn Watson Jr. (23), Isaiah Roby (23)
 Two Huskers with 30 or more points, same game: vs. Oregon, 11/25/1995
 Tyronn Lue (30) & Jaron Boone (30) - only time in school history

Had 10 or more rebounds: 15; Rien Mast vs. Florida A&M, 11/9/2023
 Had 15 or more rebounds: 15; Rien Mast vs. Florida A&M, 11/9/2023
 Had 20 or more rebounds: 21, Kimani Ffriend vs. Oral Roberts, 12/22/1999
 Had 25 or more rebounds: 26, Bill Johnson vs. Iowa State, 1/4/1954 - \$
 Two Huskers with 10 or more rebounds, same game: at Northwestern, 2/22/2022
 (Derrick Walker-10; Bryce McGowens-10)
 Three Huskers with 10 or more rebounds, same game: vs. Texas Tech, 1/19/2000
 (Steffon Bradford 16; Kimani Ffriend 12; Louis Truscott 11)

Had 5 or more 3-pointers: 5; Jamarques Lawrence at Iowa (5-8), 3/5/2023
 Had 6 or more 3-pointers: 7; Kobe Webster at Northwestern (7-12), 3/7/2021
 Had 7 or more 3-pointers: 7; Kobe Webster at Northwestern (7-12), 3/7/2021
 Had 8 or more 3-pointers: 8; Cary Cochran, vs. Baylor (8-13), 2/27/2002 - \$

Had 5 or more assists:..... 5; Derrick Walker vs. Minnesota, 3/8/2023
 Had 10 or more assists:..... 11; Alonzo Verge Jr. at Ohio State, 3/1/2022
 Had 15 or more assists:..... 15; Charles Richardson vs. Rutgers, 12/2/2006
 Had 18 or more assists:..... 18; Brian Carr, at Evansville, 1/3/1985 - \$

Had 5 or more blocked shots:..... 5; Isaiah Roby vs. Northwestern, 2/16/2019
 Had 6 or more blocked shots:.....6; Isaiah Roby vs. Eastern Illinois, 11/11/2017
 Had 7 or more blocked shots:..... 7; John Turek vs. Colorado, 3/2/2005
 Had 9 or more blocked shots:.....9; Mikki Moore vs. Coppin State, 12/6/1996 - \$
 Had 10 or more blocked shots:..... Never Happened

Had 5 or more steals:..... 5; Sam Griesel at Penn State, 1/21/2023
 Had 6 or more steals:..... 6; Glynn Watson Jr. vs. Long Beach State, 11/26/2017
 Had 7 or more steals:..... 7; Brandon Richardson at Ohio State, 1/3/2012
 Had 8 or more steals:..... 8, Cookie Belcher vs. Oklahoma St., 2/7/2001 - \$
 Had 10 or more steals:..... Never Happened

Had Triple-Double (Points/Rebounds/Assists):
 10; Dalano Banton vs. Doane, 12/17/2020, 13/11/10

Had Two Players with Double-Doubles:
 Derrick Walker (12 pt./13 reb.) and Alonzo Verge Jr. (25 pt./11 asst.) at NC State, 12/1/21
 Had Double-Double (Points/Assists):Alonzo Verge Jr. at NC State (25/11), 12/1/2021
 Had Double-Double (Points/Rebounds):..... Sam Griesel vs. Minnesota (16/12), 3/8/2023
 Had Double-Double (Points/Steals): Never Happened
 Had Double-Double (Points/Blocks): Never Happened

\$ - School Record - # - Tied School record
 As of 11/10/2023

2023-24 GAME BY GAME

Team	FG-FGA	Pct.	3FG-3FGA	Pct.	FT-FTA	Pct.	O-D	Reb.	PF	A	TO	B	S	Pts.	W/L
Lindenwood	22-68	.324	3-16	.188	5-9	.556	13-27	40	21	2	12	2	4	52	
at Nebraska	27-56	.482	11-30	.367	19-29	.655	8-36	44	12	19	9	7	5	84	W
Florida A&M	20-66	.303	4-20	.200	10-17	.588	11-24	35	26	10	14	3	8	54	
Nebraska	23-56	.411	10-28	.357	25-36	.694	16-39	55	17	15	18	5	7	81	W

GAME BY GAME STARTERS

Opponent	Date	Result	Guard	Guard	Guard/Forward	Forward	Forward
Lindenwood	11/6	W, 84-52	Lawrence	Wilcher	Williams	Allick	Mast
Florida A&M	11/9	W, 81-54	Lawrence	Wilcher	Williams	Allick	Mast

NEBRASKA TEAM GAME HIGHS

POINTS	84	LINDENWOOD (11/06/23)
	81	FLORIDA A&M (11/09/23)
FIELD GOALS MADE	27	LINDENWOOD (11/06/23)
	23	FLORIDA A&M (11/09/23)
FIELD GOAL ATTEMPTS	56	FLORIDA A&M (11/09/23)
	56	LINDENWOOD (11/06/23)
FIELD GOAL PERCENTAGE	.482 (27-56)	LINDENWOOD (11/06/23)
	.411 (23-56)	FLORIDA A&M (11/09/23)
3 PT FIELD GOALS MADE	11	LINDENWOOD (11/06/23)
	10	FLORIDA A&M (11/09/23)
3 PT FG ATTEMPTS	30	LINDENWOOD (11/06/23)
	28	FLORIDA A&M (11/09/23)
3 PT FG PERCENTAGE	.367 (11-30)	LINDENWOOD (11/06/23)
	.357 (10-28)	FLORIDA A&M (11/09/23)
FREE THROWS MADE	25	FLORIDA A&M (11/09/23)
	19	LINDENWOOD (11/06/23)
FREE THROW ATTEMPTS	36	FLORIDA A&M (11/09/23)
	29	LINDENWOOD (11/06/23)
FREE THROW PERCENTAGE	.694 (25-36)	FLORIDA A&M (11/09/23)
	.655 (19-29)	LINDENWOOD (11/06/23)
REBOUNDS	55	FLORIDA A&M (11/09/23)
	44	LINDENWOOD (11/06/23)
ASSISTS	19	LINDENWOOD (11/06/23)
	15	FLORIDA A&M (11/09/23)
STEALS	7	FLORIDA A&M (11/09/23)
	5	LINDENWOOD (11/06/23)
BLOCKED SHOTS	7	LINDENWOOD (11/06/23)
	5	FLORIDA A&M (11/09/23)
TURNOVERS	18	FLORIDA A&M (11/09/23)
FOULS	17	FLORIDA A&M (11/09/23)

OPPONENT TEAM GAME HIGHS

POINTS	54	FLORIDA A&M (11/09/23)
	52	LINDENWOOD (11/06/23)
FIELD GOALS MADE	22	LINDENWOOD (11/06/23)
	20	FLORIDA A&M (11/09/23)
FIELD GOAL ATTEMPTS	68	LINDENWOOD (11/06/23)
	66	FLORIDA A&M (11/09/23)
FIELD GOAL PERCENTAGE	.324 (22-68)	LINDENWOOD (11/06/23)
	.303 (20-66)	FLORIDA A&M (11/09/23)
3 PT FIELD GOALS MADE	4	FLORIDA A&M (11/09/23)
	3	LINDENWOOD (11/06/23)
3 PT FG ATTEMPTS	20	FLORIDA A&M (11/09/23)
	16	LINDENWOOD (11/06/23)
3 PT FG PERCENTAGE	.200 (4-20)	FLORIDA A&M (11/09/23)
	.188 (3-16)	LINDENWOOD (11/06/23)
FREE THROWS MADE	10	FLORIDA A&M (11/09/23)
	5	LINDENWOOD (11/06/23)
FREE THROW ATTEMPTS	17	FLORIDA A&M (11/09/23)
	9	LINDENWOOD (11/06/23)
FREE THROW PERCENTAGE	.588 (10-17)	FLORIDA A&M (11/09/23)
	.556 (5-9)	LINDENWOOD (11/06/23)
REBOUNDS	40	LINDENWOOD (11/06/23)
	35	FLORIDA A&M (11/09/23)
ASSISTS	10	FLORIDA A&M (11/09/23)
	2	LINDENWOOD (11/06/23)
STEALS	8	FLORIDA A&M (11/09/23)
	4	LINDENWOOD (11/06/23)
BLOCKED SHOTS	3	FLORIDA A&M (11/09/23)
	2	LINDENWOOD (11/06/23)
TURNOVERS	14	FLORIDA A&M (11/09/23)
FOULS	26	FLORIDA A&M (11/09/23)

NEBRASKA TEAM GAME LOWS

POINTS	81	FLORIDA A&M (11/09/23)
	84	LINDENWOOD (11/06/23)
FIELD GOALS MADE	23	FLORIDA A&M (11/09/23)
	27	LINDENWOOD (11/06/23)
FIELD GOAL ATTEMPTS	56	LINDENWOOD (11/06/23)
	56	FLORIDA A&M (11/09/23)
FIELD GOAL PERCENTAGE	.411 (23-56)	FLORIDA A&M (11/09/23)
	.482 (27-56)	LINDENWOOD (11/06/23)
3 PT FIELD GOALS MADE	10	FLORIDA A&M (11/09/23)
	11	LINDENWOOD (11/06/23)
3 PT FG ATTEMPTS	28	FLORIDA A&M (11/09/23)
	30	LINDENWOOD (11/06/23)
3 PT FG PERCENTAGE	.357 (10-28)	FLORIDA A&M (11/09/23)
	.367 (11-30)	LINDENWOOD (11/06/23)
FREE THROWS MADE	19	LINDENWOOD (11/06/23)
	25	FLORIDA A&M (11/09/23)
FREE THROW ATTEMPTS	29	LINDENWOOD (11/06/23)
	36	FLORIDA A&M (11/09/23)
FREE THROW PERCENTAGE	.655 (19-29)	LINDENWOOD (11/06/23)
	.694 (25-36)	FLORIDA A&M (11/09/23)
REBOUNDS	44	LINDENWOOD (11/06/23)
	55	FLORIDA A&M (11/09/23)
ASSISTS	15	FLORIDA A&M (11/09/23)
	19	LINDENWOOD (11/06/23)
STEALS	5	LINDENWOOD (11/06/23)
	7	FLORIDA A&M (11/09/23)
BLOCKED SHOTS	5	FLORIDA A&M (11/09/23)
	7	LINDENWOOD (11/06/23)
TURNOVERS	9	LINDENWOOD (11/06/23)
FOULS	12	LINDENWOOD (11/06/23)

OPPONENT TEAM GAME LOWS

POINTS	52	LINDENWOOD (11/06/23)
	54	FLORIDA A&M (11/09/23)
FIELD GOALS MADE	20	FLORIDA A&M (11/09/23)
	22	LINDENWOOD (11/06/23)
FIELD GOAL ATTEMPTS	66	FLORIDA A&M (11/09/23)
	68	LINDENWOOD (11/06/23)
FIELD GOAL PERCENTAGE	.303 (20-66)	FLORIDA A&M (11/09/23)
	.324 (22-68)	LINDENWOOD (11/06/23)
3 PT FIELD GOALS MADE	3	LINDENWOOD (11/06/23)
	4	FLORIDA A&M (11/09/23)
3 PT FG ATTEMPTS	16	LINDENWOOD (11/06/23)
	20	FLORIDA A&M (11/09/23)
3 PT FG PERCENTAGE	.188 (3-16)	LINDENWOOD (11/06/23)
	.200 (4-20)	FLORIDA A&M (11/09/23)
FREE THROWS MADE	5	LINDENWOOD (11/06/23)
	10	FLORIDA A&M (11/09/23)
FREE THROW ATTEMPTS	9	LINDENWOOD (11/06/23)
	17	FLORIDA A&M (11/09/23)
FREE THROW PERCENTAGE	.556 (5-9)	LINDENWOOD (11/06/23)
	.588 (10-17)	FLORIDA A&M (11/09/23)
REBOUNDS	35	FLORIDA A&M (11/09/23)
	40	LINDENWOOD (11/06/23)
ASSISTS	2	LINDENWOOD (11/06/23)
	10	FLORIDA A&M (11/09/23)
STEALS	4	LINDENWOOD (11/06/23)
	8	FLORIDA A&M (11/09/23)
BLOCKED SHOTS	2	LINDENWOOD (11/06/23)
	3	FLORIDA A&M (11/09/23)
TURNOVERS	12	LINDENWOOD (11/06/23)
FOULS	21	LINDENWOOD (11/06/23)

2023-24 SUPERLATIVES

WON/LOSS MARGIN

	1	2	3	4	5	6	7	8	9	10	11	12	13	14	15	16	17	18	19	20	+20
Husker Wins	0	0	0	0	0	0	0	0	0	0	0	0	0	0	0	0	0	0	0	0	2
Husker Losses	0	0	0	0	0	0	0	0	0	0	0	0	0	0	0	0	0	0	0	0	0

2023-24 INDIVIDUAL GAME HIGHS

Points	20	Rienk Mast vs Florida A&M (11/09/23)
	16	Eli Rice vs Florida A&M (11/09/23)
Field Goals Made	6	Rienk Mast vs Florida A&M (11/09/23)
	5	Rienk Mast vs Lindenwood (11/06/23)
	5	Sam Hoiberg vs Lindenwood (11/06/23)
Field Goal Att.	14	Rienk Mast vs Florida A&M (11/09/23)
	11	Brice Williams vs Lindenwood (11/06/23)
FG Pct (min 5 made)	.714 (5-7)	Rienk Mast vs Lindenwood (11/06/23)
	.714 (5-7)	Sam Hoiberg vs Lindenwood (11/06/23)
3-Point FG Made	3	Eli Rice vs Florida A&M (11/09/23)
	2	Brice Williams vs Florida A&M (11/09/23)
	2	Rienk Mast vs Florida A&M (11/09/23)
	2	Jamarques Lawrence vs Lindenwood (11/06/23)
	2	Brice Williams vs Lindenwood (11/06/23)
	2	Sam Hoiberg vs Lindenwood (11/06/23)
	2	C.J. Wilcher vs Lindenwood (11/06/23)
3-Point FG Att.	6	Eli Rice vs Florida A&M (11/09/23)
	6	Jamarques Lawrence vs Lindenwood (11/06/23)
	6	Brice Williams vs Lindenwood (11/06/23)
3-Pt FG Pct (min 2 made)	.500 (3-6)	Eli Rice vs Florida A&M (11/09/23)
	.500 (2-4)	Brice Williams vs Florida A&M (11/09/23)
	.500 (2-4)	Sam Hoiberg vs Lindenwood (11/06/23)
Free Throws Made	7	Brice Williams vs Florida A&M (11/09/23)
	6	Rienk Mast vs Florida A&M (11/09/23)
Free Throw Att.	8	Eli Rice vs Florida A&M (11/09/23)
	7	Brice Williams vs Florida A&M (11/09/23)
FT Pct (min 4 made)	1.000 (7-7)	Brice Williams vs Florida A&M (11/09/23)
	1.000 (6-6)	Rienk Mast vs Florida A&M (11/09/23)
Rebounds	16	Rienk Mast vs Florida A&M (11/09/23)
	8	Josiah Allick vs Lindenwood (11/06/23)
Assists	4	Jamarques Lawrence vs Florida A&M (11/09/23)
	4	Jarron Coleman vs Lindenwood (11/06/23)
Steals	4	Sam Hoiberg vs Florida A&M (11/09/23)
	3	Jamarques Lawrence vs Florida A&M (11/09/23)
Blocked Shots	2	C.J. Wilcher vs Lindenwood (11/06/23)
Turnovers	4	Jamarques Lawrence vs Florida A&M (11/09/23)
	3	Matar Diop vs Florida A&M (11/09/23)
	3	Jarron Coleman vs Florida A&M (11/09/23)
Fouls	4	Matar Diop vs Florida A&M (11/09/23)
	4	C.J. Wilcher vs Florida A&M (11/09/23)
Minutes	29	Josiah Allick vs Florida A&M (11/09/23)
	28	Rienk Mast vs Florida A&M (11/09/23)
	26	Rienk Mast vs Lindenwood (11/06/23)
	25	Jamarques Lawrence vs Florida A&M (11/09/23)
	25	Sam Hoiberg vs Lindenwood (11/06/23)

2023-24 OPPONENT INDIVIDUAL GAME HIGHS

Points	14	Keenon Cole vs Lindenwood (11/06/23)
	13	K'Jei Parker vs Florida A&M (11/09/23)
Field Goals Made	5	K'Jei Parker vs Florida A&M (11/09/23)
	5	Keenon Cole vs Lindenwood (11/06/23)
Field Goal Att.	20	K'Jei Parker vs Florida A&M (11/09/23)
	16	Keenon Cole vs Lindenwood (11/06/23)
FG Pct (min 5 made)	.313 (5-16)	Keenon Cole vs Lindenwood (11/06/23)
	.250 (5-20)	K'Jei Parker vs Florida A&M (11/09/23)
3-Point FG Made	2	Morrell Schramm vs Florida A&M (11/09/23)
	2	Jeremiah Talton vs Lindenwood (11/06/23)
3-Point FG Att.	6	K'Jei Parker vs Florida A&M (11/09/23)
	5	Jeremiah Talton vs Lindenwood (11/06/23)
3-Pt FG Pct (min 2 made)	.500 (2-4)	Morrell Schramm vs Florida A&M (11/09/23)
	.400 (2-5)	Jeremiah Talton vs Lindenwood (11/06/23)
Free Throws Made	4	Keenon Cole vs Lindenwood (11/06/23)
	2	Roderick Coffee III vs Florida A&M (11/09/23)
	2	K'Jei Parker vs Florida A&M (11/09/23)
	2	Ja'Derryus Eatmon vs Florida A&M (11/09/23)
Free Throw Att.	4	Roderick Coffee III vs Florida A&M (11/09/23)
	4	Keenon Cole vs Lindenwood (11/06/23)
FT Pct (min 4 made)	1.000 (4-4)	Keenon Cole vs Lindenwood (11/06/23)
Rebounds	7	David Ware vs Lindenwood (11/06/23)
	6	K'Jei Parker vs Florida A&M (11/09/23)
	6	Jaylon McDaniel vs Lindenwood (11/06/23)
Assists	3	K'Jei Parker vs Florida A&M (11/09/23)
	2	Roderick Coffee III vs Florida A&M (11/09/23)
	2	Keith Lamar vs Florida A&M (11/09/23)
	2	Tommie Williams vs Lindenwood (11/06/23)
Steals	2	Shannon Grant vs Florida A&M (11/09/23)
	2	David Ware vs Lindenwood (11/06/23)
Blocked Shots	2	Hantz Louis-Jeune vs Florida A&M (11/09/23)
	1	Ja'Derryus Eatmon vs Florida A&M (11/09/23)
	1	Isaac Ondekane vs Lindenwood (11/06/23)
	1	Jaylon McDaniel vs Lindenwood (11/06/23)
Turnovers	3	Shannon Grant vs Florida A&M (11/09/23)
	3	Keenon Cole vs Lindenwood (11/06/23)
Fouls	5	Shannon Grant vs Florida A&M (11/09/23)
	5	Chase Barrs vs Florida A&M (11/09/23)

2023-24 HUSKER LINEUPS

No.	Starting Lineup	Record
1.	Allick, Lawrence, Mast, Wilcher, Williams	2-0

2023-24 GAME RECAPS

Date	Opponent	Result	Record (B1G)	Attend.	Nebraska Individual Leaders			
					Points	Rebounds	Assists	Steals
11/6	Lindenwood	W, 84-52	1-0 (0-0)	13,478	Hoiberg (15)	Allick (8)	Coleman (4)	Allick (2)
11/9	Florida A&M	W, 81-54	2-0 (0-0)	13,766	Mast (20)	Mast (16)	Lawrence (4)	Hoiberg (4)

THE LAST TIME...

	Nebraska...	A Nebraska Opponent...
Scored 100 or more points	100; at NC State, 12/1/21	102; Michigan, 12/7/21
Scored 90 or more points	93; at Penn State, 12/27/22	92; at Michigan, 2/9/23
Scored 41 to 50 points	50; Illinois, 1/10/23	50; Iowa, 12/29/22
Scored 40 or fewer points	38; at Oregon, 12/15/12	38; Southwest Minnesota State, 12/28/18
Shot 70% from the field	.723; vs. UNC Wilmington 12/5/97 (34-47)	.723; Kansas, 2/2/85 (34-47)
Shot 60% from the field	.616; vs. Boston College, 11/30/22 (32-52)	.630; Michigan, 3/5/17 (34-54)
Shot 90% from the free throw line (Min 10 attempts)	.909; vs. Southwest Minnesota State, 12/28/18 (10-11)	1.000; Minnesota, 2/25/23 (11-11)
Made 10, 3-Point Field Goals	10; vs. Florida A&M, 11/9/2023 (10-28)	10, vs. Minnesota, 3/8/23 (10-24)
Had 60 rebounds	60; vs. Oral Roberts, 12/22/99	70; at NC State, 12/1/21
Had 50 rebounds	55; vs. Florida A&M, 11/9/2023	52; at St. John's, 11/17/22
Had 30 assists	35, vs. Northeastern Illinois, 12/21/94	32; at Minnesota, 3/8/20
Had 15 steals	16, vs. McNeese State, 11/25/20	16; at Creighton, 12/11/2020
Had 10 blocked shots	14; at Northwestern, 1/2/18	11; at NC State, 12/1/21
Had 10 or fewer turnovers	9; vs. Lindenwood, 11/6/2023	6; at Iowa, 3/5/23
Had 20 or more turnovers	20; vs. Memphis, 11/25/00	21; Kennesaw State, 12/22/21
Had three players with 20 points	vs. Iowa, 3/10/19 (Palmer Jr. 27; Watson Jr. 23; Roby 23)	Michigan, 1/14/17 (Wagner 23, Irvin 21, Walton 20)
Had three players with 10 rebounds	vs. Texas Tech, 1/19/00 (Bradford 16, Ffriend 12, Truscott 11)	at Kansas, 1/9/02 (Collision 13, Gooden 12, Simien 10)
Had five players reach double-figure points	vs. Lindenwood, 11/6/2023 (Hoiberg-15; Williams-13; Mast-13; Wilcher-13; Allick-11)	Minnesota, 2/25/23 (Cooper-12; Battle-12; Garcia-11; Henley-11; Payne-10)
Had a player score 40 points	41; Teddy Allen vs. Penn State 2/23/21	41; Marcus Carr, Minnesota, 2/27/21
Had a player score 30 points	30; Keisei Tominaga vs. Penn State, 2/5/23	37. Keegan Murray, Iowa, 2/13/22
Had a player grab 15 rebounds	16; Rien Mast vs. Florida A&M, 11/9/2023	16; Julian Reece, Maryland, 2/19/23
Had a player dish out 10 assists	12; Alonzo Verge Jr. at Ohio State, 3/1/22	12; Te'lon Cooper, vs. Minnesota, 3/8/23
Had a player collect five steals	5; Sam Griesel, at Penn State, 1/21/23	6; Jamhir Young, at Maryland, 1/28/23
Had a player block five shots	5; Isaiah Roby vs. Maryland, 2/6/18	7; Zach Edey, Purdue, 12/10/2022
Had a player with a triple double	13 pt/11 reb/10 asst.; Dalano Banton vs. Doane, 12/17/20	12 pt/11 reb./10 asst.; Trayce Jackson-Davis, Indiana, 12/7/22

SPECIALITY STATS

MISC. REVIEW

Nebraska Record When:	All (W)	All(L)	H(W)	H(L)	A (W)	A (L)						
Ahead at Halftime	2	0	2	0	0	0	Rebounds are Even	0	0	0	0	0
Behind at Halftime	0	0	0	0	0	0	Committing More TOs than Opp	1	0	1	0	0
Tied at Halftime	0	0	0	0	0	0	Committing Fewer TOs than Opp	1	0	1	0	0
Bench Outscores Opponent's	2	0	2	0	0	0	Turnovers are Even	0	0	0	0	0
Opponent Bench Outscores NU	0	0	0	0	0	0	Leading with 5:00 left	2	0	2	0	0
Bench scoring is even	0	0	0	0	0	0	Trailing with 5:00 left	0	0	0	0	0
Shooting 50% or Better	0	0	0	0	0	0	Tied with 5:00 left	0	0	0	0	0
Shooting Under 50%	2	0	2	0	0	0	In Overtime	0	0	0	0	0
Opp. Shoots 50% or Better	0	0	0	0	0	0	Scoring 80 or more points	2	0	2	0	0
Opp. Shoots Under 50%	2	0	2	0	0	0	Scoring 61 to 79 points	0	0	0	0	0
Outshooting Opponent (pct.)	2	0	2	0	0	0	Scoring 60 or fewer points	0	0	0	0	0
Outshot by Opponent (pct.)	0	0	0	0	0	0	Allowing 80 or more points	0	0	0	0	0
Shooting is even	0	0	0	0	0	0	Allowing 61 to 79 points	0	0	0	0	0
Outrebounding Opponent	2	0	2	0	0	0	Allowing 60 or fewer points	2	0	2	0	0
Outrebounded by Opponent	0	0	0	0	0	0						

MISC. TOTALS

Biggest margin of victory	32, Lindenwood (11/6)	Largest halftime lead surrendered in loss	NA
Biggest margin of defeat	NA	Largest lead at any time	36, Lindenwood (11/6)
Largest deficit overcome in win.....	2, Lindenwood (11/6)	Largest deficit at any time	2, Lindenwood (11/6)
Largest halftime deficit overcome in win	NA	Largest runs without opponent scoring	12-0 vs. Florida A&M (15:20-11:31, 1st)
Largest lead surrendered in loss.....	NA	Largest opponent run without NU scoring.....	7-0 vs. Lindenwood (16:02-14:19, 2nd)

SPECIALITY STATS

Opponent	NU-Opp Paint	NU-Opp off TO	NU-Opp 2nd Ch.	NU-Opp Bench	Largest Lead	Largest Deficit	Tip	1st Sub(s)
Lindenwood	32-32	8-4	11-9	27-21	36 (2nd, 5:34)	2 (1st, 19:36)	L	Hoiberg
Florida A&M	24-26	11-9	18-9	30-24	29 (2nd, 12:39)	1 (1st, 15:38)	L	Hoiberg, Coleman, Rice

NEBRASKA 84, LINDENWOOD 52

NEBRASKA 81, FLORIDA A&M 54



Official Basketball Box Score - Final
Lindenwood at Nebraska
110623 Pirnacek Bank Arena, Lincoln
Nebraska vs. Lindenwood

Game Time: 7:01 PM
Game Duration: 1:49
Attendance: 13,478

Officials: Tim Connor, Andy O'Brien, Mason Slier

Table with columns: NO., Name, Min, FG, 3P, FT, Rebounds, Fouls, TP, AS, TO, ST, Blocks, +/-

Shooting By Period table with columns: 1st FG%, 3PT%, FT%, GM FG%, 3PT%, FT%

Shooting By Period table with columns: 1st FG%, 3PT%, FT%, GM FG%, 3PT%, FT%

Table with columns: NO., Name, Min, M-A, M-A, M-A, OR, DR, TOT, PF, FD, TP, AS, TO, ST, Blocks, +/-

Table with columns: NO., Name, Min, FG, 3P, FT, Rebounds, Fouls, TP, AS, TO, ST, Blocks, +/-

Summary table with columns: Biggest lead, Best Scoring Run, Lead Changes, Times Tied, Time with Lead, Points from, Turnovers, Paint, Second Chance, Fast Breaks, Bench, Period by Period Scoring

Table with columns: NO., Name, Min, FG, 3P, FT, Rebounds, Fouls, TP, AS, TO, ST, Blocks, +/-

Shooting By Period table with columns: 1st FG%, 3PT%, FT%, GM FG%, 3PT%, FT%

Shooting By Period table with columns: 1st FG%, 3PT%, FT%, GM FG%, 3PT%, FT%

Summary table with columns: Biggest lead, Best Scoring Run, Lead Changes, Times Tied, Time with Lead, Points from, Turnovers, Paint, Second Chance, Fast Breaks, Bench, Period by Period Scoring



**Nebraska Men's Basketball
Individual Career Summaries
All games**

ALLICK, Josiah

SEASON	TEAM	GP-GS	MIN/AVG	Field Goals		3-Point		F-Throws		Rebounds				Scoring						
				FG-FGA	FG%	3FG-3FGA	3FG%	FT-FTA	FT%	OFF	DEF	TOT	AVG	PF-FO	A	TO	BLK	STL	PTS	AVG
2019-20	KC	30-12	490/16.3	59-118	.500	8-31	.258	44-67	.657	37	81	118	3.9	91-3	10	31	18	16	170	5.7
2020-21	KC	22-22	592/26.9	133-232	.573	16-45	.356	48-74	.649	41	91	132	6.0	66-5	27	44	7	20	330	15.0
2021-22	KC	17-16	461/27.1	82-149	.550	13-36	.361	42-56	.750	23	81	104	6.1	53-2	19	39	8	9	219	12.9
2022-23	UNM	34-34	1086/31.9	113-203	.557	6-38	.158	54-81	.667	89	159	248	7.3	95-1	48	53	28	17	286	8.4
2023-24	Nebr	2-2	52/26.1	5-8	.625	1-1	1.000	5-6	.833	5	8	13	6.5	2-0	2	2	2	2	16	8.0
TOTAL FOR Nebr		2-2	52/26.1	5-8	.625	1-1	1.000	5-6	.833	5	8	13	6.5	2-0	2	2	2	2	16	8.0
TOTAL		105-86	2682/25.5	392-710	.552	44-151	.291	193-284	.680	195	420	615	5.9	307-11	106	169	63	64	1021	9.7

Single Game Highs

Statistic	Value	
Points	29	vs Greenville 11/27/20
Rebounds	18	vs Boise St. 01/20/23
Assists	5	vs Omaha 02/13/21, vs Morehead St. 11/27/21
Steals	3	vs South Dakota 02/24/22
Blocks	3	vs UTSA 12/10/22, vs Utah St. 03/09/23
FG Made	12	vs Greenville 11/27/20
FG Attempts	17	vs Morehead St. 11/27/21
3FG Made	3	vs South Dakota 01/08/21
3FG Attempts	7	vs South Dakota 01/08/21, vs Morehead St. 11/27/21
FT Made	8	vs Kansas Christian 11/17/21
FT Attempts	9	vs South Dakota 01/09/21, vs Omaha 02/13/21

BURT, Henry

SEASON	TEAM	GP-GS	MIN/AVG	Field Goals		3-Point		F-Throws		Rebounds				Scoring						
				FG-FGA	FG%	3FG-3FGA	3FG%	FT-FTA	FT%	OFF	DEF	TOT	AVG	PF-FO	A	TO	BLK	STL	PTS	AVG
2023-24	Nebr	2-0	4/2.1	1-1	1.000	0-0	.000	0-2	.000	0	1	1	0.5	0-0	0	0	0	0	2	1.0
TOTAL		2-0	4/2.1	1-1	1.000	0-0	.000	0-2	.000	0	1	1	0.5	0-0	0	0	0	0	2	1.0

Single Game Highs

Statistic	Value	
Points	2	vs Florida A&M 11/09/23
Rebounds	1	vs Florida A&M 11/09/23
FG Made	1	vs Florida A&M 11/09/23
FG Attempts	1	vs Florida A&M 11/09/23
FT Attempts	2	vs Florida A&M 11/09/23



**Nebraska Men's Basketball
Individual Career Summaries
All games**

COLEMAN, Jarron

SEASON	TEAM	GP-GS	MIN/AVG	Field Goals		3-Point		F-Throws		Rebounds				Scoring						
				FG-FGA	FG%	3FG-3FGA	3FG%	FT-FTA	FT%	OFF	DEF	TOT	AVG	PF-FO	A	TO	BLK	STL	PTS	AVG
2019-20	BSU	31-25	791/25.5	109-239	.456	26-80	.325	44-67	.657	25	123	148	4.8	56-1	91	83	8	27	288	9.3
2020-21	BSU	13-10	351/27.0	62-130	.477	31-73	.425	25-32	.781	15	53	68	5.2	25-0	42	41	6	9	180	13.8
2021-22	MIZ	31-21	888/28.6	97-269	.361	46-152	.303	27-42	.643	15	90	105	3.4	64-2	86	85	7	28	267	8.6
2022-23	BSU	30-30	1026/34.2	143-380	.376	68-193	.352	76-98	.776	17	129	146	4.9	76-1	115	75	10	40	430	14.3
2023-24	Nebr	2-0	38/18.8	2-6	.333	2-5	.400	3-5	.600	0	9	9	4.5	1-0	7	5	1	1	9	4.5
TOTAL FOR Nebr		2-0	38/18.8	2-6	.333	2-5	.400	3-5	.600	0	9	9	4.5	1-0	7	5	1	1	9	4.5
TOTAL		107-86	3093/28.9	413-1024	.403	173-503	.344	175-244	.717	72	404	476	4.4	222-4	341	289	32	105	1174	11.0

Single Game Highs

Statistic	Value	
Points	33	vs Toledo 03/11/21
Rebounds	13	at Ole Miss 01/18/22
Assists	8	4 times
Steals	4	vs Vermont 11/25/22, vs Western Mich. 01/17/23
Blocks	2	at Kent St. 02/04/20, vs Ind.-South Bend 11/19/22, vs Evansville 12/10/22
FG Made	12	vs Toledo 03/11/21
FG Attempts	21	vs Toledo 03/11/21, vs Buffalo 01/24/23
3FG Made	7	at Indiana St. 11/12/22, vs Buffalo 01/24/23
3FG Attempts	11	vs Alabama 01/08/22, at Indiana St. 11/12/22, vs Eastern Mich. 02/03/23
FT Made	9	vs Kent St. 02/21/23
FT Attempts	10	vs Kent St. 02/21/23

DIOP, Matar

SEASON	TEAM	GP-GS	MIN/AVG	Field Goals		3-Point		F-Throws		Rebounds				Scoring						
				FG-FGA	FG%	3FG-3FGA	3FG%	FT-FTA	FT%	OFF	DEF	TOT	AVG	PF-FO	A	TO	BLK	STL	PTS	AVG
2023-24	Nebr	2-0	11/5.4	1-2	.500	0-1	.000	1-2	.500	0	2	2	1.0	5-0	0	3	2	0	3	1.5
TOTAL		2-0	11/5.4	1-2	.500	0-1	.000	1-2	.500	0	2	2	1.0	5-0	0	3	2	0	3	1.5

Single Game Highs

Statistic	Value	
Points	3	vs Lindenwood 11/06/23
Rebounds	1	vs Lindenwood 11/06/23, vs Florida A&M 11/09/23
Blocks	1	vs Lindenwood 11/06/23, vs Florida A&M 11/09/23
FG Made	1	vs Lindenwood 11/06/23
FG Attempts	2	vs Lindenwood 11/06/23
3FG Attempts	1	vs Lindenwood 11/06/23
FT Made	1	vs Lindenwood 11/06/23
FT Attempts	2	vs Lindenwood 11/06/23



**Nebraska Men's Basketball
Individual Career Summaries
All games**

GARY, Juwan

SEASON	TEAM	GP-GS	MIN/AVG	Field Goals		3-Point		F-Throws		Rebounds				Scoring						
				FG-FGA	FG%	3FG-3FGA	3FG%	FT-FTA	FT%	OFF	DEF	TOT	AVG	PF-FO	A	TO	BLK	STL	PTS	AVG
2020-21	Bama	30-2	284/9.5	48-89	.539	1-9	.111	18-34	.529	40	45	85	2.8	40-1	5	13	12	14	115	3.8
2021-22	Bama	29-16	450/15.5	73-142	.514	9-41	.220	33-54	.611	49	50	99	3.4	61-1	9	18	16	17	188	6.5
2022-23	Nebr	17-17	502/29.6	64-147	.435	15-57	.263	18-29	.621	35	75	110	6.5	32-0	14	15	9	24	161	9.5
TOTAL FOR Nebr		17-17	502/29.6	64-147	.435	15-57	.263	18-29	.621	35	75	110	6.5	32-0	14	15	9	24	161	9.5
TOTAL		76-35	1236/16.3	185-378	.489	25-107	.234	69-117	.590	124	170	294	3.9	133-2	28	46	37	55	464	6.1

Single Game Highs

Statistic	Value	
Points	19	vs Houston 12/11/21, at Florida 01/05/22
Rebounds	11	vs Maine 11/07/22, at St. John's (NY) 11/17/22, at Kansas St. 12/17/22
Assists	3	vs Florida St. 11/27/22
Steals	4	at Kansas St. 12/17/22
Blocks	3	vs Arkansas 01/16/21, vs Notre Dame 03/18/22
FG Made	7	4 times
FG Attempts	15	vs Maine 11/07/22
3FG Made	3	vs Davidson 12/21/21
3FG Attempts	7	vs Memphis 11/25/22
FT Made	6	vs Houston 12/11/21
FT Attempts	9	vs Houston 12/11/21

GRACE, Jeff

SEASON	TEAM	GP-GS	MIN/AVG	Field Goals		3-Point		F-Throws		Rebounds				Scoring						
				FG-FGA	FG%	3FG-3FGA	3FG%	FT-FTA	FT%	OFF	DEF	TOT	AVG	PF-FO	A	TO	BLK	STL	PTS	AVG
2022-23	Nebr	11-0	12/1.1	1-2	.500	0-1	.000	2-4	.500	2	1	3	0.3	0-0	1	2	0	1	4	0.4
2023-24	Nebr	2-0	6/3.2	2-3	.667	0-0	.000	0-1	.000	1	0	1	0.5	0-0	1	0	0	0	4	2.0
TOTAL		13-0	18/1.4	3-5	.600	0-1	.000	2-5	.400	3	1	4	0.3	0-0	2	2	0	1	8	0.6

Single Game Highs

Statistic	Value	
Points	2	4 times
Rebounds	1	4 times
Assists	1	vs Boston College 11/30/22, vs Lindenwood 11/06/23
Steals	1	at Maryland 01/28/23
FG Made	1	vs Ark.-Pine Bluff 11/20/22, vs Lindenwood 11/06/23, vs Florida A&M 11/09/23
FG Attempts	2	vs Lindenwood 11/06/23
3FG Attempts	1	vs Omaha 11/10/22
FT Made	2	at Michigan 02/08/23
FT Attempts	2	at Maryland 01/28/23, at Michigan 02/08/23



**Nebraska Men's Basketball
Individual Career Summaries
All games**

HOIBERG, Sam

				Field Goals		3-Point		F-Throws		Rebounds								Scoring		
SEASON	TEAM	GP-GS	MIN/AVG	FG-FGA	FG%	3FG-3FGA	3FG%	FT-FTA	FT%	OFF	DEF	TOT	AVG	PF-FO	A	TO	BLK	STL	PTS	AVG
2022-23	Nebr	21-1	267/12.7	27-49	.551	9-22	.409	23-28	.821	8	30	38	1.8	19-0	7	8	1	13	86	4.1
2023-24	Nebr	2-0	48/23.9	6-10	.600	3-7	.429	3-5	.600	1	7	8	4.0	2-0	3	2	1	5	18	9.0
TOTAL		23-1	315/13.7	33-59	.559	12-29	.414	26-33	.788	9	37	46	2.0	21-0	10	10	2	18	104	4.5

Single Game Highs

Statistic	Value	
Points	15	at Maryland 01/28/23, vs Lindenwood 11/06/23
Rebounds	6	vs Northwestern 01/25/23, vs Maryland 02/19/23, vs Minnesota 02/25/23
Assists	2	vs Lindenwood 11/06/23
Steals	4	vs Florida A&M 11/09/23
Blocks	1	at Rutgers 02/14/23, vs Lindenwood 11/06/23
FG Made	6	at Maryland 01/28/23
FG Attempts	8	at Maryland 01/28/23
3FG Made	3	at Maryland 01/28/23
3FG Attempts	4	vs Lindenwood 11/06/23
FT Made	5	vs Minnesota 02/25/23, vs Michigan St. 02/28/23
FT Attempts	6	vs Michigan St. 02/28/23

JACOBSEN, Cale

				Field Goals		3-Point		F-Throws		Rebounds								Scoring		
SEASON	TEAM	GP-GS	MIN/AVG	FG-FGA	FG%	3FG-3FGA	3FG%	FT-FTA	FT%	OFF	DEF	TOT	AVG	PF-FO	A	TO	BLK	STL	PTS	AVG
2023-24	Nebr	2-0	16/8.1	1-1	1.000	0-0	.000	1-2	.500	0	1	1	0.5	1-0	2	1	0	1	3	1.5
TOTAL		2-0	16/8.1	1-1	1.000	0-0	.000	1-2	.500	0	1	1	0.5	1-0	2	1	0	1	3	1.5

Single Game Highs

Statistic	Value	
Points	3	vs Florida A&M 11/09/23
Rebounds	1	vs Lindenwood 11/06/23
Assists	1	vs Lindenwood 11/06/23, vs Florida A&M 11/09/23
Steals	1	vs Lindenwood 11/06/23
FG Made	1	vs Florida A&M 11/09/23
FG Attempts	1	vs Florida A&M 11/09/23
FT Made	1	vs Florida A&M 11/09/23
FT Attempts	2	vs Florida A&M 11/09/23



**Nebraska Men's Basketball
Individual Career Summaries
All games**

KEITA, Blaise

				Field Goals		3-Point		F-Throws		Rebounds								Scoring		
SEASON	TEAM	GP-GS	MIN/AVG	FG-FGA	FG%	3FG-3FGA	3FG%	FT-FTA	FT%	OFF	DEF	TOT	AVG	PF-FO	A	TO	BLK	STL	PTS	AVG
2022-23	Nebr	21-5	212/10.1	18-35	.514	0-0	.000	6-17	.353	22	52	74	3.5	22-0	11	10	5	5	42	2.0
TOTAL		21-5	212/10.1	18-35	.514	0-0	.000	6-17	.353	22	52	74	3.5	22-0	11	10	5	5	42	2.0

Single Game Highs

Statistic	Value	
Points	14	vs Ark.-Pine Bluff 11/20/22
Rebounds	12	vs Omaha 11/10/22
Assists	2	vs Ark.-Pine Bluff 11/20/22, vs Oklahoma 11/24/22, vs Boston College 11/30/22
Steals	2	vs Wisconsin 02/11/23
Blocks	2	vs Oklahoma 11/24/22
FG Made	6	vs Ark.-Pine Bluff 11/20/22
FG Attempts	7	vs Ark.-Pine Bluff 11/20/22
FT Made	2	vs Ark.-Pine Bluff 11/20/22
FT Attempts	5	vs Ark.-Pine Bluff 11/20/22

LAWRENCE, Jamarques

				Field Goals		3-Point		F-Throws		Rebounds								Scoring		
SEASON	TEAM	GP-GS	MIN/AVG	FG-FGA	FG%	3FG-3FGA	3FG%	FT-FTA	FT%	OFF	DEF	TOT	AVG	PF-FO	A	TO	BLK	STL	PTS	AVG
2022-23	Nebr	28-12	506/18.1	50-123	.407	28-75	.373	12-31	.387	8	53	61	2.2	41-0	28	30	4	11	140	5.0
2023-24	Nebr	2-2	43/21.5	4-14	.286	2-9	.222	2-4	.500	2	9	11	5.5	4-0	5	6	0	3	12	6.0
TOTAL		30-14	549/18.3	54-137	.394	30-84	.357	14-35	.400	10	62	72	2.4	45-0	33	36	4	14	152	5.1

Single Game Highs

Statistic	Value	
Points	15	vs Michigan St. 02/28/23, at Iowa 03/05/23
Rebounds	9	vs Penn St. 02/05/23
Assists	4	at Iowa 03/05/23, vs Florida A&M 11/09/23
Steals	3	vs Florida A&M 11/09/23
Blocks	1	4 times
FG Made	7	vs Michigan St. 02/28/23
FG Attempts	10	vs Michigan St. 02/28/23, vs Minnesota 03/08/23
3FG Made	5	at Iowa 03/05/23
3FG Attempts	8	vs Northwestern 01/25/23, at Iowa 03/05/23
FT Made	3	at Michigan 02/08/23
FT Attempts	6	vs Minnesota 02/25/23



**Nebraska Men's Basketball
Individual Career Summaries
All games**

MAST, Rienk

SEASON	TEAM	GP-GS	MIN/AVG	Field Goals		3-Point		F-Throws		Rebounds				Scoring						
				FG-FGA	FG%	3FG-3FGA	3FG%	FT-FTA	FT%	OFF	DEF	TOT	AVG	PF-FO	A	TO	BLK	STL	PTS	AVG
2020-21	BRAD	28-19	657/23.4	93-192	.484	33-92	.359	21-29	.724	46	118	164	5.9	43-0	37	33	13	8	240	8.6
2021-22	BRAD	31-31	852/27.5	138-290	.476	27-95	.284	57-82	.695	81	180	261	8.4	54-0	44	49	29	17	360	11.6
2022-23	BRAD	29-29	834/28.8	162-313	.518	24-68	.353	53-72	.736	64	168	232	8.0	62-0	70	52	15	18	401	13.8
2023-24	Nebr	2-2	53/26.3	11-21	.524	3-8	.375	8-9	.889	6	16	22	11.0	3-0	5	4	0	0	33	16.5
TOTAL FOR Nebr		2-2	53/26.3	11-21	.524	3-8	.375	8-9	.889	6	16	22	11.0	3-0	5	4	0	0	33	16.5
TOTAL		90-81	2396/26.6	404-816	.495	87-263	.331	139-192	.724	197	482	679	7.5	162-0	156	138	57	43	1034	11.5

Single Game Highs

Statistic	Value	
Points	30	vs UNI 03/03/23
Rebounds	17	vs UIC 12/31/22
Assists	5	at Illinois St. 02/08/23, at Southern Ill. 02/19/23, vs Indiana St. 03/04/23
Steals	3	at Indiana St. 01/02/22, at Southern Ill. 02/15/22, vs Akron 12/22/22
Blocks	3	vs SIUE 12/04/21, at Loyola Chicago 01/08/22
FG Made	12	vs UNI 03/03/23
FG Attempts	20	vs UNI 03/03/23
3FG Made	4	vs Southern Ill. 02/07/21, vs Southern Ill. 03/04/21
3FG Attempts	8	at Missouri St. 02/14/21, vs Southern Ill. 03/04/21, at South Dakota St. 11/09/21
FT Made	7	vs Howard 11/13/21, at Arkansas 12/17/22
FT Attempts	9	vs Howard 11/13/21, at Arkansas 12/17/22

RICE, Eli

SEASON	TEAM	GP-GS	MIN/AVG	Field Goals		3-Point		F-Throws		Rebounds				Scoring						
				FG-FGA	FG%	3FG-3FGA	3FG%	FT-FTA	FT%	OFF	DEF	TOT	AVG	PF-FO	A	TO	BLK	STL	PTS	AVG
2023-24	Nebr	2-0	41/20.7	4-12	.333	3-8	.375	7-12	.583	2	7	9	4.5	3-0	1	2	1	0	18	9.0
TOTAL		2-0	41/20.7	4-12	.333	3-8	.375	7-12	.583	2	7	9	4.5	3-0	1	2	1	0	18	9.0

Single Game Highs

Statistic	Value	
Points	16	vs Florida A&M 11/09/23
Rebounds	5	vs Lindenwood 11/06/23
Assists	1	vs Lindenwood 11/06/23
Blocks	1	vs Lindenwood 11/06/23
FG Made	4	vs Florida A&M 11/09/23
FG Attempts	9	vs Florida A&M 11/09/23
3FG Made	3	vs Florida A&M 11/09/23
3FG Attempts	6	vs Florida A&M 11/09/23
FT Made	5	vs Florida A&M 11/09/23
FT Attempts	8	vs Florida A&M 11/09/23



**Nebraska Men's Basketball
Individual Career Summaries
All games**

TOMINAGA, Keisei

SEASON	TEAM	GP-GS	MIN/AVG	Field Goals		3-Point		F-Throws		Rebounds				Other					Scoring	
				FG-FGA	FG%	3FG-3FGA	3FG%	FT-FTA	FT%	OFF	DEF	TOT	AVG	PF-FO	A	TO	BLK	STL	PTS	AVG
2021-22	Nebr	30-11	493/16.4	59-158	.373	36-109	.330	16-19	.842	8	37	45	1.5	20-0	18	10	1	23	170	5.7
2022-23	Nebr	32-14	803/25.1	154-306	.503	66-165	.400	46-53	.868	10	41	51	1.6	31-0	22	27	2	18	420	13.1
TOTAL		62-25	1297/20.9	213-464	.459	102-274	.372	62-72	.861	18	78	96	1.5	51-0	40	37	3	41	590	9.5

Single Game Highs

Statistic	Value	
Points	30	vs Penn St. 02/05/23
Rebounds	4	vs Kansas St. 12/19/21, vs Maryland 02/19/23
Assists	2	8 times
Steals	4	vs Minnesota 02/25/23
Blocks	1	at Michigan 02/01/22, vs Maine 11/07/22, at Rutgers 02/14/23
FG Made	12	vs Penn St. 02/05/23
FG Attempts	18	vs Penn St. 02/05/23
3FG Made	5	4 times
3FG Attempts	11	at NC State 12/01/21, vs Michigan 12/07/21, vs Wisconsin 02/11/23
FT Made	5	vs Boston College 11/30/22, vs Minnesota 03/08/23
FT Attempts	5	vs Boston College 11/30/22, vs Minnesota 03/08/23

ULIS, Ahron

SEASON	TEAM	GP-GS	MIN/AVG	Field Goals		3-Point		F-Throws		Rebounds				Other					Scoring		
				FG-FGA	FG%	3FG-3FGA	3FG%	FT-FTA	FT%	OFF	DEF	TOT	AVG	PF-FO	A	TO	BLK	STL	PTS	AVG	
2020-21	Iowa	17-0	120/7.0	5-15	.333	0-3	.000	18-20	.900	6	9	15	0.9	8-0	20	6	1	1	28	1.6	
2021-22	Iowa	35-0	486/13.9	34-100	.340	4-12	.333	38-48	.792	19	50	69	2.0	41-0	73	32	0	19	110	3.1	
2022-23	Iowa	32-27	722/22.6	72-182	.396	22-69	.319	29-41	.707	6	44	50	1.6	42-0	67	35	4	17	195	6.1	
TOTAL FOR Nebr		0-0	0/0.0	0-0	.000	0-0	.000	0-0	.000	0	0	0	0.0	0-0	0	0	0	0	0	0	0.0
TOTAL		84-27	1328/15.8	111-297	.374	26-84	.310	85-109	.780	31	103	134	1.6	91-0	160	73	5	37	333	4.0	

Single Game Highs

Statistic	Value	
Points	17	at Michigan St. 01/26/23
Rebounds	7	vs Iowa St. 12/08/22
Assists	8	vs Western Mich. 11/22/21
Steals	3	vs Illinois 12/06/21
Blocks	1	5 times
FG Made	8	at Michigan St. 01/26/23
FG Attempts	10	vs Eastern Ill. 12/21/22, at Michigan St. 01/26/23
3FG Made	2	4 times
3FG Attempts	7	vs Eastern Ill. 12/21/22
FT Made	7	vs N.C. Central 11/16/21, at Penn St. 01/31/22
FT Attempts	8	vs N.C. Central 11/16/21, at Penn St. 01/31/22



**Nebraska Men's Basketball
Individual Career Summaries
All games**

WILCHER, C.j.

SEASON	TEAM	GP-GS	MIN/AVG	Field Goals		3-Point		F-Throws		Rebounds				Other Stats					Scoring	
				FG-FGA	FG%	3FG-3FGA	3FG%	FT-FTA	FT%	OFF	DEF	TOT	AVG	PF-FO	A	TO	BLK	STL	PTS	AVG
2020-21	XU	15-1	151/10.1	18-45	.400	10-29	.345	4-4	1.000	7	9	16	1.1	11-0	5	7	1	5	50	3.3
2021-22	Nebr	32-2	791/24.7	92-199	.462	52-128	.406	22-35	.629	17	56	73	2.3	42-1	26	31	3	25	258	8.1
2022-23	Nebr	32-24	870/27.2	95-238	.399	42-134	.313	23-36	.639	17	61	78	2.4	52-1	44	47	6	18	255	8.0
2023-24	Nebr	2-2	42/21.0	6-14	.429	3-9	.333	4-6	.667	0	2	2	1.0	4-0	4	0	3	0	19	9.5
TOTAL FOR Nebr		66-28	1703/25.8	193-451	.428	97-271	.358	49-77	.636	34	119	153	2.3	98-2	74	78	12	43	532	8.1
TOTAL		81-29	1855/22.9	211-496	.425	107-300	.357	53-81	.654	41	128	169	2.1	109-2	79	85	13	48	582	7.2

Single Game Highs

Statistic	Value	Game
Points	22	at Indiana 12/07/22
Rebounds	6	at Georgetown 03/02/21, vs Rutgers 01/29/22, vs Minnesota 02/25/23
Assists	4	vs Southern U. 11/21/21, at Rutgers 02/14/23, vs Memphis 11/25/22
Steals	3	vs Idaho St. 11/19/21
Blocks	2	vs Omaha 11/10/22, vs Lindenwood 11/06/23
FG Made	8	vs Omaha 11/10/22
FG Attempts	13	at Indiana 12/07/22
3FG Made	5	at Rutgers 02/14/23
3FG Attempts	9	at Rutgers 02/14/23
FT Made	6	at Indiana 12/07/22
FT Attempts	6	at Indiana 12/07/22



**Nebraska Men's Basketball
Individual Career Summaries
All games**

WILLIAMS, Brice

SEASON	TEAM	GP-GS	MIN/AVG	Field Goals		3-Point		F-Throws		Rebounds				Scoring						
				FG-FGA	FG%	3FG-3FGA	3FG%	FT-FTA	FT%	OFF	DEF	TOT	AVG	PF-FO	A	TO	BLK	STL	PTS	AVG
2019-20	CLT	27-0	244/9.0	23-62	.371	9-30	.300	8-12	.667	5	35	40	1.5	18-0	4	11	7	6	63	2.3
2020-21	CLT	25-14	738/29.5	86-182	.473	31-72	.431	40-57	.702	20	79	99	4.0	54-0	25	27	11	19	243	9.7
2022-23	CLT	36-13	976/27.1	170-355	.479	58-146	.397	97-115	.843	28	162	190	5.3	48-1	43	46	13	20	495	13.8
2023-24	Nebr	2-2	46/22.8	7-20	.350	4-10	.400	10-11	.909	2	5	7	3.5	4-0	4	2	2	0	28	14.0
TOTAL FOR Nebr		2-2	46/22.8	7-20	.350	4-10	.400	10-11	.909	2	5	7	3.5	4-0	4	2	2	0	28	14.0
TOTAL		90-29	2004/22.3	286-619	.462	102-258	.395	155-195	.795	55	281	336	3.7	124-1	76	86	33	45	829	9.2

Single Game Highs

Statistic	Value	
Points	32	vs UAB 03/04/23
Rebounds	13	vs Rice 02/25/23
Assists	4	vs Milwaukee 03/20/23
Steals	3	at Western Ky. 01/18/20, vs Western Caro. 03/18/23
Blocks	3	4 times
FG Made	12	vs UAB 03/04/23
FG Attempts	24	vs UAB 03/04/23
3FG Made	4	vs FIU 02/02/23, vs UAB 03/04/23, vs Milwaukee 03/20/23
3FG Attempts	10	vs FIU 02/02/23, vs UAB 03/04/23
FT Made	11	vs Middle Tenn. 12/29/22
FT Attempts	14	vs Louisiana Tech 12/31/22



2023-24 Nebraska Men's Basketball Combined Team Statistics All games

Game Records

Record	Overall	Home	Away	Neutral
ALL GAMES	2-0	2-0	0-0	0-0
CONFERENCE	0-0	0-0	0-0	0-0
NON-CONFERENCE	2-0	2-0	0-0	0-0

Score by Periods

Team	1st	2nd	OT	TOT
Nebraska	92	73	0	165
Opponents	49	57	0	106

Team Box Score

No.	Player				Total		3-Point		F-Throw		Rebounds											
		GP-GS	MIN	AVG	FG-FGA	FG%	3FG-3FGA	3FG%	FT-FTA	FT%	OFF	DEF	TOT	AVG	PF	DQ	A	TO	BLK	STL	PTS	AVG
51	MAST, Rienk	2-2	52:39	26.3	11-21	.524	3-8	.375	8-9	.889	6	16	22	11.0	3	0	5	4	0	0	33	16.5
3	WILLIAMS, Brice	2-2	45:34	22.8	7-20	.350	4-10	.400	10-11	.909	2	5	7	3.5	4	0	4	2	2	0	28	14.0
0	WILCHER, C.J.	2-2	41:59	21.0	6-14	.429	3-9	.333	4-6	.667	0	2	2	1.0	4	0	4	0	3	0	19	9.5
11	RICE, Eli	2-0	41:26	20.7	4-12	.333	3-8	.375	7-12	.583	2	7	9	4.5	3	0	1	2	1	0	18	9.0
1	HOIBERG, Sam	2-0	47:51	23.9	6-10	.600	3-7	.429	3-5	.600	1	7	8	4.0	2	0	3	2	1	5	18	9.0
53	ALLICK, Josiah	2-2	52:08	26.1	5-8	.625	1-1	1.000	5-6	.833	5	8	13	6.5	2	0	2	2	2	2	16	8.0
10	LAWRENCE, Jamarques	2-2	43:02	21.5	4-14	.286	2-9	.222	2-4	.500	2	9	11	5.5	4	0	5	6	0	3	12	6.0
9	COLEMAN, Jarron	2-0	37:41	18.8	2-6	.333	2-5	.400	3-5	.600	0	9	9	4.5	1	0	7	5	1	1	9	4.5
24	GRACE, Jeff	2-0	06:20	3.2	2-3	.667	0-0	.000	0-1	.000	1	0	1	0.5	0	0	1	0	0	0	4	2.0
21	DIOP, Matar	2-0	10:51	5.4	1-2	.500	0-1	.000	1-2	.500	0	2	2	1.0	5	0	0	3	2	0	3	1.5
31	JACOBSEN, Cale	2-0	16:12	8.1	1-1	1.000	0-0	.000	1-2	.500	0	1	1	0.5	1	0	2	1	0	1	3	1.5
35	BURT, Henry	2-0	04:17	2.1	1-1	1.000	0-0	.000	0-2	.000	0	1	1	0.5	0	0	0	0	0	0	2	1.0
Team											5	8	13									
Total		2	400		50-112	.446	21-58	.362	44-65	.677	24	75	99	49.5	29	0	34	27	12	12	165	82.5
Opponents		2	400		42-134	.313	7-36	.194	15-26	.577	24	51	75	37.5	47	2	12	26	5	12	106	53.0

Team Statistics

	NEBR	OPP
Scoring	165	106
Points per game	82.5	53.0
Scoring margin	+29.5	-
Field goals-att	50-112	42-134
Field goal pct	.446	.313
3 point fg-att	21-58	7-36
3-point FG pct	.362	.194
3-pt FG made per game	10.5	3.5
Free throws-att	44-65	15-26
Free throw pct	.677	.577
F-Throws made per game	22.0	7.5
Rebounds	99	75
Rebounds per game	49.5	37.5
Rebounding margin	+12.0	-
Assists	34	12
Assists per game	17.0	6.0
Turnovers	27	26
Turnovers per game	13.5	13.0
Turnover margin	-0.5	-
Assist/turnover ratio	1.3	0.5
Steals	12	12
Steals per game	6.0	6.0
Blocks	12	5
Blocks per game	6.0	2.5
Winning streak	2	-
Home win streak	2	-
Attendance	27244	0
Home games-Avg/Game	2-13622	0-0
Neutral site-Avg/Game	-	0-0

Team Results

Date	Opponent		Score	Att.
11/06/2023	Lindenwood	W	84-52	13478
11/09/2023	Florida A&M	W	81-54	13766