



NEBRASKA BASKETBALL

2023-24 GAME NOTES

X HUSKERMBB

Instagram HUSKERMBB

f HUSKERMBB

GAME 5

OPPONENT: VS. OREGON STATE
 DATE: SAT., NOV. 18
 TIPOFF: 3:02 P.M.
 ARENA: SANFORD PENTAGON
 TICKETS: TICKETMASTER.COM

GAME AT A GLANCE



Oregon State Beavers
 2023-24 Record:3-0 (0-0 Pac-12)
 Head Coach:Wayne Tinkle
 Record at School:130-158 (10th year)
 Career Record:288-249 (18th year)



Huskers Radio Network
 Play-by-Play:Kent Pavelka
 Analyst:Jake Muhleisen

Peacock



Play-by-Play:Steve Burkowski
 Analyst:Robbie Hummel



Nebraska Cornhuskers
 2023-24 Record:4-0 (0-0 Big Ten)
 Head Coach:Fred Hoiberg
 Record at Nebraska:44-83 (5th year)
 Career Record:159-139 (10th year)

2023-24 SCHEDULE

Date	AP Rk.	Opponent	TV/Online	Time
Nov. 6		Lindenwood	BTN+	W 84-52
Nov. 9		Florida A&M	BTN+	W, 81-54
Nov. 13		Rider (Cornhusker Classic)	BTN	W, 64-50
Nov. 15		Stony Brook (Cornhusker Classic)	BTN+	W, 84-63
Nov. 18		vs. Oregon State	Peacock	3 p.m.
Nov. 22		Duquesne (Cornhusker Classic)	BTN	7 p.m.
Nov. 26		Cal State Fullerton	BTN+	1 p.m.
Dec. 3		Creighton	FS1	3 p.m.
Dec. 6		at Minnesota *	BTN	8 p.m.
Dec. 10		Michigan State *	BTN	5:30 p.m.
Dec. 17		at Kansas State	Big 12 Now	2 p.m.
Dec. 20		North Dakota	BTN+	6:30 p.m.
Dec. 29		South Carolina State	BTN+	6:30 p.m.
Jan. 3		Indiana *	BTN	8 p.m.
Jan. 6		at Wisconsin *	BTN	1:15 p.m.
Jan. 9		Purdue *	Peacock	8 p.m.
Jan. 12		at Iowa *	BTN	8 p.m.
Jan. 17		at Rutgers *	BTN	6 p.m.
Jan. 20		Northwestern *	BTN	1:15 p.m.
Jan. 23		Ohio State *	Peacock	6 p.m.
Jan. 27		at Maryland *	BTN	11 a.m.
Feb. 1		Wisconsin *	BTN	7:30 p.m.
Feb. 4		at Illinois *	BTN	5:30 p.m.
Feb. 7		at Northwestern *	BTN	8 p.m.
Feb. 10		Michigan *	BTN	5:30 p.m.
Feb. 17		Penn State *	BTN	11 a.m.
Feb. 21		at Indiana *	BTN	7:30 p.m.
Feb. 25		Minnesota *	BTN	5:30 p.m.
Feb. 29		at Ohio State *	FS1	5:30 p.m.
March 3		Rutgers *	BTN	5:30 p.m.
March 10		at Michigan *	BTN	11 a.m.
March 13-17		at Big Ten Tournament	TBA	TBA

*-Big Ten Conference Game; Home games are in red and bold

ON THE AIR

Radio: Saturday's game will be carried on selected Huskers Radio Network affiliates, including KLNC (105.3 FM) in Lincoln and KKCD (105.9 FM) in Omaha. The broadcast will also be available on Huskers.com and the Huskers app. The pregame show begins an hour before tipoff.

Streaming: Saturday's game is not televised, but will be available on Peacock, NBC's streaming service, with Steve Burkowski and Robbie Hummel on the call. It is one of three regular-season games on Peacock this season. For more info and how to subscribe, visit huskers.com/watch.

HUSKERS BATTLE OREGON STATE IN NEUTRAL-SITE SHOWDOWN SATURDAY

The Nebraska men's basketball team looks for their best start since 2008-09 on Saturday, as the Huskers travel to Sioux Falls, S.D., for a matchup with Oregon State. Tipoff at the Sanford Pentagon is set for shortly after 3 p.m. and the matchup will be carried on select Husker Radio Network stations (105.3 FM in Lincoln and 105.9 FM in Omaha), on Huskers.com and on the Huskers app. The game will also be available on Peacock, NBC's streaming service. Tickets are available for the Saturday's contest by visiting Ticketmaster.com or SanfordSports.com.

The Huskers hit the road for the first time this season looking for their first 5-0 start since the 2008-09 team opened the season with a 6-0 mark. NU's 4-0 mark is the first since 2018-19, which was also the only other time the Huskers have played at the Sanford Pentagon.

The Huskers are coming off an 84-63 win over Stony Brook on Wednesday night, as NU shot a season-high 55 percent from the field and put four players in double figures in matching its highest offensive output of the season. Juwan Gary came off the bench for 19 points and seven rebounds in his 2023-24 debut, while Brice Williams scored 16 of his 17 points in the second half and added nine rebounds. Keisei Tominaga (16) and Rienk Mast (14) also finished in double figures, as Nebraska scored 80 or more points for the third time in four games.

Oregon State comes into the matchup with a 3-0 record following an 81-71 overtime win over Appalachian State on Tuesday night. Jordan Pope had 25 points and seven rebounds, as the Beavers outscored the Mountaineers, 18-8 in OT.

Pregame Husker Huddle

The Nebraska Alumni Association is sponsoring a free pregame Husker Huddle at the Sanford Pentagon beginning at 12:30 p.m. You must have a game ticket to attend.

To register and for more info, visit go.unl.edu/huskerhuddle1118

+13.5

Nebraska has a +13.5 rebound margin after four games which leads the Big Ten and ranks 34th nationally. NU out-rebounded its last three opponents by at least 10 rebounds, the first time NU has done that since 2015-16.

2023-24 ROSTER AT A GLANCE

No	Name	Pos.	Ht.	Wt.	Yr.	Hometown	GP/GS	MPG	PPG	RPG	APG
0	C.J. Wilcher	G	6-5	214	Jr.	Plainfield, N.J.	4/2	20.0	8.5	1.8	1.3
1	Sam Hoiberg	G	6-0	183	So.	Lincoln, Neb.	4/0	20.8	6.8	3.0	1.3
2	Ramel Lloyd Jr.	G	6-6	210	RFr.	Woodland Hills, Calif.	-/-				
3	Brice Williams	G	6-7	213	Jr.	Huntersville, N.C.	4/4	24.0	13.0	6.0	2.8
4	Juwan Gary	F	6-6	221	Jr.	Columbia, S.C.	1/0	23.0	19.0	7.0	0.0
5	Ahron Ulis	G	6-3	190	Jr.	Chicago, Ill.	-/-				
9	Jarron Coleman	G	6-5	213	Sr.	Indianapolis, Ind.	4/0	16.5	4.0	3.3	2.8
10	Jamarques Lawrence	G	6-3	182	So.	Plainfield, N.J.	4/4	23.8	5.0	4.8	2.8
11	Eli Rice	G	6-8	213	Fr.	Gallatin, Tenn.	4/0	12.3	5.3	2.3	0.5
15	Blaise Keita	F	6-11	257	Jr.	Bamako, Republic of Mali	-/-				
21	Matar Diop	F	6-10	213	Fr.	Dakar, Senegal	3/0	4.3	1.7	1.0	0.0
24	Jeff Grace	G	6-3	197	So.	Elmhurst, Ill.	3/0	2.7	1.3	0.3	0.3
30	Keisei Tominaga	G	6-2	179	Sr.	Moriyama Nagoya Aichi, Japan	2/2	23.5	12.5	2.0	1.5
31	Cale Jacobsen	G	6-4	200	Fr.	Ashland, Neb.	3/0	6.0	1.0	0.3	0.7
35	Henry Burt	F	6-7	217	Fr.	Omaha, Neb.	3/0	2.0	0.7	0.7	0.0
51	Rienk Mast	F	6-10	248	Jr.	Groningen, Netherlands	4/4	27.0	14.8	10.8	3.0
53	Josiah Allick	F	6-8	231	Sr.	Lincoln, Neb.	4/4	27.0	6.5	6.5	0.8

2023-24 NEBRASKA BASKETBALL ROSTER

No.	VL	Name	Pos.	Ht.	Wt.	Yr.	Hometown	Previous School	X/Twitter	Instagram
0	**	C.J. Wilcher	G	6-5	214	Jr.	Plainfield, N.J.	Xavier	@CJWilcher	cj_wilcher
1	*	Sam Hoiberg	G	6-0	183	So.	Lincoln, Neb.	Pius X	@samhoiberg	samhoiberg
2		Ramel Lloyd Jr.	G	6-6	204	RFr.	Woodland Hills, Calif.	Sierra Canyon	@ramellloyd22	ramellloyd
3		Brice Williams	G	6-7	213	Jr.	Huntersville, N.C.	Charlotte	@bgotit_	blavish
4	*	Juwan Gary	F	6-6	215	Jr.	Columbia, S.C.	Alabama	@takflight24	wanwitdabutter
5		Ahron Ulis	G	6-3	190	Jr.	Chicago, Ill.	Iowa	@AhronUlis	ahron1_
9		Jarron Coleman	G	6-5	213	Sr.	Indianapolis, Ind.	Ball State	@jarron_coleman	front1neboog
10	*	Jamarques Lawrence	G	6-3	183	So.	Plainfield, N.J.	Roselle Catholic	@JLawrence10_	rf.jaymar
11		Eli Rice	G	6-8	213	Fr.	Gallatin, Tenn.	IMG Academy	@iamelirice	iamelirice
15	*	Blaise Keita	F	6-11	257	Jr.	Bamako, Republic of Mali	Coffeyville Community College	@Blaisekeita15	blaise.keita
21		Matar Diop	F	6-10	213	Fr.	Dakar, Senegal	Keystone Athletic Academy	@dmatar832	deerfam_21
24	*	Jeffrey Grace III	G	6-3	197	So.	Elmhurst, Ill.	Arizona State	@JeffreyGraceIII	ig3is23
30	**	Keisei Tominaga	G	6-2	179	Sr.	Moriyama Nagoya Aichi, Japan	Ranger College	@KeiseiTominaga	keisei.kbz30
31		Cale Jacobsen	G	6-4	200	RFr.	Ashland, Neb.	Ashland-Greenwood	@calejacobsen_	calejacobsen_
35		Henry Burt	F	6-7	216	RFr.	Omaha, Neb.	Elkhorn South	@HenryBurt15	henryburt0
51		Rienk Mast	F	6-10	248	Jr.	Groningen, Netherlands	Bradley		rienk_mast
53		Josiah Allick	F	6-8	231	Sr.	Lincoln, Neb.	New Mexico	@allick_josiah	josiahallick

2023-24 NEBRASKA BASKETBALL COACHING STAFF

Head Coach

Fred Hoiberg, fifth season (Iowa State, 1995)

Assistant Coaches

Adam Howard, second season (Western Kentucky, 2008)

Nate Loenser, third season (Iowa State, 2002)

Ernie Zeigler, second season (Cleary, 1994)

Support Staff

Director of Men's Basketball Strength & Conditioning: Kurt Joseph
 Dir. of Basketball Strategies & Business Operations: Luca Virgilio
 Assistant Director of Basketball Operations: Sheryl Burbach
 Director of Player Development: Emmanuel Tommy
 Video Coordinator: Michael Bania
 Recruiting Coordinator: Pady Borders
 Graduate Managers: Nihilo Ibarra, Justin Moore, Joey St. Pierre
 Athletic Trainer: Andrew McCabe
 Team Nutritionist: Jake Blattner
 Sports Psychologist: Heather Kiefer
 NAPL Director: Matt Thome
 Equipment Manager: Pat Norris

PRONUNCIATION GUIDE

Name	Pronunciation
Josiah Allick	AL-ick
Matar Diop	MA-tar JOPE (as in hope)
Blaise Keita	Blaze KAY-ta
Juwan Gary	Juh-WAHN
Rienk Mast	RINK
Keisei Tominaga	Kay-say Toe-me-nawga
Ahron Ulis	YOU-liss
C.J. Wilcher	WILL-chur

HUSKERS RADIO NETWORK



KENT PAVELKA

- Is in his 37th season of calling Husker men's basketball
- Called NU basketball for two stretches from 1974-1996 before returning to play-by-play duties full time in 2006-07
- Called his 1,000th Husker basketball game in 2018-19
- Six-time Nebraska Sportscaster of the Year who was inducted into the Nebraska Broadcasters Hall of Fame in 2019



JAKE MUHLEISEN

- Is in his sixth season as full-time color analyst after serving in a part-time basis for five seasons
- Was a four-year starter at guard for Nebraska from 2002-05
- Three-year team captain and started 98 games in his career
- Served as a graduate assistant at Creighton from 2005-07

City	Station	Frequency
Ainsworth	KBRB	1400 AM
Alliance	KCOW	1400 AM
Beatrice	KWBE	1450 AM
Broken Bow	KBBN	95.3 FM
Chadron	KCSR	610 AM
Columbus	KJSK	900 AM
Cozad	KAMI	1580 AM
Fairbury	KGMT	1310 AM
Falls City	KTNC	1230 AM
Fremont	KFMT	105.5 FM
Grand Island	KRGI	1430 AM
Hastings	KHAS	1230 AM
Hastings	KLIQ	94.5 FM
Holdrege	KUVR	1380 AM
Imperial	KADL	102.9 FM
Kearney	KGFV	1340 AM
Lexington	KRVN	880 AM
Lincoln	KLIN	1400 AM
Lincoln	KLIN	99.3 FM
McCook	KSWN	93.9 FM
McCook	KZMC	102.1 FM
Nebraska City	KNCY	1600 AM
Norfolk	KNEN	94.7 FM
North Platte	KODY	1240 AM
Omaha	KXSP	590 AM
Scottsbluff	KNEB	960 AM
Scottsbluff	KNEB	994.1 FM
Sidney	KSID	1340 AM
Superior	KRFS	1600 AM
Superior	KRFS	103.9 FM
Valentine	KVSH	940 AM
West Point	KTIC	840 AM

Also available nationwide on Huskers.com and the Huskers App.

PROBABLE STARTERS VS. OREGON STATE (BASED ON LAST GAME)



#10 JAMARQUES LAWRENCE | G | SO. | 6-3 | 185 | PLAINFIELD, N.J.

2023-24 Averages: PPG: 5.0 | RPG: 4.8 | APG: 2.8 | SPG: 1.3

Worth Noting: Had eight points, five boards and four assists vs. Stony Brook...Tied or set career bests in assists (four) and steals (three) vs. FAMU...Totaled seven points and six rebounds against Lindenwood... Started last 12 games of 2022-23, averaging 9.0 ppg and 3.5 rpg in that stretch...Named Big Freshman of the Week on March 6 (15.0 ppg, 4.5 rpg, 3.5 apg)...Tied career high with 15 points, including five 3-pointers, and four assists at Iowa...Had 15 points on 7-of-10 shooting vs. Michigan State...Starred at Roselle (N.J.) Catholic, helping the school to a 29-3 record, a state title and a top-10 national finish in 2021-22...Earned first-team all-state honors as a senior, averaging 15.9 points, 5.0 rebounds and 3.5 assists per game.

Career Bests: Pts: 15 (2x) | Reb: 9 | Ast: 4 (3x) | Bl: 1 (4x) | St: 3 (2x)



#30 KEISEI TOMINAGA | G | JR. | 6-2 | 179 | MORIYAMA NAGOYA AICHI, JAPAN

2022-23 Averages: PPG: 12.5 | RPG: 2.0 | APG: 1.5

Worth Noting: Finished with 16 points, three boards and two steals vs. Stony Brook...Suffered an ankle injury vs. Doane and missed NU's first two games before returning on Nov. 13...Preseason All-Big Ten selection... 29 career double-figure games...Averaged 13.1 ppg while shooting 50 percent from the field and 40 percent from 3-point range in 2022-23...Had 21 double-figure games and nine 20-point games in 2022-23...Posted a career-high 30 points (12-of-18 shooting, 5-of-10 from 3) vs. Penn State...Played in 30 games in 2021-22, averaging 5.7 points per game...Played in the Tokyo Olympics in 3x3 Basketball, helping Japan to the medal round...Averaged 16.3 ppg at Ranger College, helping the school to the NJCAA semifinals in 2021.

Career Bests: Pts: 30 | Reb: 4 (2x) | Ast: 2 (7x) | Stl: 4



#3 BRICE WILLIAMS | G | JR. | 6-7 | 213 | HUNTERVILLE, N.C.

2023-24 Averages: PPG: 13.0 | RPG: 6.0 | APG: 2.8

Worth Noting: Graduate transfer who played three seasons at Charlotte...Set season highs in points (17), rebounds (nine) and assists (four) in 23 minutes vs. Stony Brook...Was a second-team Conference USA pick in 2022-23, averaging 13.8 ppg and 5.3 rpg...Named MVP of the CBI as Charlotte went 4-0 in the event by averaging 16.3 points, 7.8 rebounds and 3.0 assists per game...Two-time C-USA Player of the Week in 2022-23...Averaged 9.7 ppg in 2020-21 before missing 2021-22 season with an injury...Two-time all-district pick who averaged 21.2 ppg as a senior at Hopewell (N.C.) High School...Father (Henry) scored a school-record 2,382 points at Charlotte and is a member of the school's Hall of Fame.

Career Bests (includes Charlotte): Pts: 32 | Reb: 13 | Ast: 4 (2x) | Stl: 3 (2x)



#53 JOSIAH ALLICK | F | SR. | 6-8 | 231 | LINCOLN, NEB.

2023-24 Averages: PPG: 6.5 | RPG: 6.5

Worth Noting: Went scoreless but grabbed seven boards, including four offensive boards vs. Stony Brook... Finished with 10 points and six boards against Rider...Spent last season at New Mexico, where he averaged 8.4 ppg and 7.3 rpg and was second in the Mountain West in rebounding...Played three years at UMKC, earning honorable-mention all-Summit League honors in 2020-21...Lincoln native who played at North Star High School...Comes from an athletic family as his mother (Colleen Ziegelbein), father (Melvin Allick) and stepfather (Bill Ziegelbein) were collegiate athletes...younger sister (Bekka) is the starting middle blocker on the top-ranked NU volleyball team.

Career Bests (includes UMKC/UNM): Pts: 29 | Reb: 18 | Ast: 5 (2x) | Stl: 3 | Bl: 3 (2x)



#51 RIENK MAST | F | JR. | 6-10 | 248 | GRONINGEN, NETHERLANDS

2023-24 Averages: PPG: 14.8 | RPG: 10.8 | APG: 3.0

Worth Noting: Bradley transfer who leads Huskers in rebounding and assists and is second in scoring... Tallied 14 points eight boards and five assists vs. Stony Brook...Had season highs of 20 points and 16 rebounds against Florida A&M...Had 13 points...Spent the summer with the Netherlands National Team as they played in the Pre-Olympic qualifier...Earning All-Missouri Valley Conference honors in 2022 and 2023 at Bradley...Earned first-team All-MVC honors last season, leading Bradley in both scoring (13.8 ppg) and rebounding (8.0 rpg)...Totaled nine double-doubles and ranked in the top five of the MVC in caroms (2nd) and field goal percentage (4th)...Led the MVC in rebounding in 2021-22 at 8.4 rpg and chipped in 11.6 ppg.

Career Bests (includes Bradley): Pts: 30 | Reb: 17 | Ast: 5 (4x) | Stl: 3 (3x) | Bl: 3 (2x)

NATIONAL POLLS

ASSOCIATED PRESS (NOV. 13)

No	Team (1st)	Record	Points	Prev.
1	Kansas (51)	2-0	1,530	1
2	Purdue (7)	2-0	1,464	3
3	Arizona (3)	2-0	1,356	12
4	Marquette	2-0	1,311	5
5	UConn (1)	2-0	1,301	6
6	Houston	2-0	1,180	7
7	Tennessee	2-0	1,146	9
8	Creighton	2-0	1,130	8
9	Duke	1-1	1,088	2
10	Florida Atlantic	1-0	1,004	10
11	Gonzaga	1-0	825	11
12	Miami (Fla)	2-0	778	13
13	Texas A&M	2-0	728	15
14	Arkansas	2-0	719	14
15	Baylor	3-0	578	20
16	Southern California	2-0	573	21
17	Kentucky	2-0	549	16
18	Michigan State	1-1	516	4
19	Texas	2-0	513	18
20	North Carolina	2-0	501	19
21	Villanova	2-0	406	22
22	Alabama	2-0	264	24
23	Illinois	2-0	170	25
24	James Madison	3-0	91	NR
25	Colorado	2-0	78	NR

Others receiving votes: Memphis 53, Virginia 49, St. John's 47, UCLA 36, TCU 34, San Diego State 33, BYU 32, Saint Mary's 20, Mississippi State 19, Iowa State 10, Wisconsin 6, Auburn 5, Michigan 2, Weber State 2, Drake 1, Boise State 1, Clemson 1.

USA TODAY COACHES (NOV. 13)

No	Team (1st)	Record	Points	Prev.
1	Kansas (25)	2-0	765	1
2	Purdue (3)	2-0	737	2
3	Arizona (3)	2-0	682	11
4	UConn	2-0	648	5
5	Marquette	2-0	616	7
6	Houston	2-0	603	6
7	Creighton	2-0	574	8
8	Tennessee	2-0	560	10
9	Duke	1-1	528	3
10	Florida Atlantic	1-0	465	9
11	Miami (Fla.)	2-0	366	13
12	Gonzaga	1-0	363	12
13	Baylor	3-0	344	17
14	Arkansas	2-0	341	14
15	Texas A&M	2-0	334	19
16	Kentucky	2-0	274	16
17	Texas	2-0	252	18
18	North Carolina	2-0	234	21
19	Michigan State	1-1	227	4
20	USC	2-0	224	22
21	Villanova	2-0	220	20
22	Alabama	2-0	205	24
23	Illinois	2-0	91	NR
24	Saint Mary's	2-1	59	23
25	Virginia	2-0	47	NR
25	UCLA	2-0	47	25

Others receiving votes: Colorado 46; Memphis 40; San Diego State 35; Michigan 25; James Madison 25; TCU 19; Mississippi State 17; Iowa State 16; Xavier 13; BYU 6; Auburn 6; St. John's 5; Princeton 4; Clemson 4; Wisconsin 3; Oregon 2; North Carolina State 1; Iowa 1; Boise State 1;

BIG TEN STANDINGS (AS OF NOV. 16)

Team	B1G	Pct.	Overall	Pct.
Indiana	0-0	.000	2-0	1.000
Michigan	0-0	.000	3-0	1.000
Minnesota	0-0	.000	2-0	1.000
Nebraska	0-0	.000	4-0	1.000
Northwestern	0-0	.000	3-0	1.000
Penn State	0-0	.000	3-0	1.000
Purdue	0-0	.000	3-0	1.000
Rutgers	0-0	.000	3-1	.750
Illinois	0-0	.000	2-1	.667
Iowa	0-0	.000	2-1	.667
Ohio State	0-0	.000	2-1	.667
Maryland	0-0	.000	1-2	.333
Michigan State	0-0	.000	1-2	.333
Wisconsin	0-0	.000	1-2	.333

This Week in the Big Ten

Date	Contest	Time
Nov. 12	Rutgers 66, Bryant 57	
	Indiana 72, Army West Point 64	
	UAB 66, Maryland 63	
Nov. 13	Purdue 83, Xavier 71	
	Nebraska 64, Rider 50	
	Michigan 89, St. John's (NY) 73	
Nov. 14	Penn State 83, Saint Francis (PA) 53	
	Northwestern 63, Western Mich. 59	
	Providence 72, Wisconsin 59	
	Marquette 71, Illinois 64	
	Duke 74, Michigan State 65	
Nov. 15	Creighton 92, Iowa 84	
	Rutgers 71, Georgetown 60	
Nov. 16	Nebraska 84, Stony Brook 63	
	Ohio State 76, Merrimack 52	
Nov. 17	Wright State at Indiana	6 p.m.
	Missouri at Minnesota	8 p.m.
Nov. 18	Butler at Michigan State	5:30 p.m.
	Long Beach State at Michigan	6 p.m.
	Morehead State at Penn State	6 p.m.
	Robert Morris at Wisconsin	6 p.m.
	Valparaiso at Illinois	7 p.m.
	Arkansas State at Iowa	7 p.m.
	Maryland at Villanova	7:30 p.m.
Nov. 19	South Carolina-Upstate at Minnesota	1 p.m.
	Northwestern vs. Rhode Island	1:30 p.m.
	Nebraska vs. Oregon State	3 p.m.
	Howard at Rutgers	5 p.m.
Nov. 20	Northwestern vs. Miss. St./Wash. St.	Noon/2 p.m.
	Indiana vs. Connecticut	Noon
	Western Michigan at Ohio State	3 p.m.
	Alcorn State at Michigan State	5 p.m.
	Southern at Illinois	7 p.m.

BY THE NUMBERS

Nebraska Cornhuskers			Oregon State Beavers		
2023-24 Team Statistics (Record: 4-0)			2023-24 Team Statistics (Record: 3-0)		
Category	Nebraska	OPP	Category	OSU	OPP
SCORING	313	219	Scoring	244	197
Points per game	78.2	54.8	Points per game	81.3	65.7
Scoring margin	+23.5	-	Scoring margin	+15.7	-
FIELD GOALS-ATT	102-229	84-256	Field goals-att	78-181	65-187
Field goal pct	.445	.328	Field goal pct	.431	.348
3 POINT FG-ATT	38-116	20-91	3 point fg-att	24-78	26-82
3-point FG pct	.328	.220	3-point FG pct	.308	.317
3-pt FG made per game	9.5	5.0	3-pt FG made per game	8.0	8.7
FREE THROWS-ATT	71-104	31-48	Free throws-att	64-90	41-59
Free throw pct	.683	.646	Free throw pct	.711	.695
F-Throws made per game	17.8	7.8	F-Throws made per game	21.3	13.7
REBOUNDS	191	137	Rebounds	127	118
Rebounds per game	47.8	34.2	Rebounds per game	42.3	39.3
Rebounding margin	+13.5	-	Rebounding margin	+3.0	-
ASSISTS	66	26	Assists	37	38
Assists per game	16.5	6.5	Assists per game	12.3	12.7
TURNOVERS	52	46	Turnovers	41	54
Turnovers per game	13.0	11.5	Turnovers per game	13.7	18.0
Turnover margin	-1.5	-	Turnover margin	+4.3	-
Assist/turnover ratio	1.3	0.6	Assist/turnover ratio	0.9	0.7
STEALS	18	32	Steals	22	18
Steals per game	4.5	8.0	Steals per game	7.3	6.0
BLOCKS	13	12	Blocks	12	11
Blocks per game	3.3	3.0	Blocks per game	4.0	3.7

LOOKING AT OREGON STATE

Oregon State comes to Sioux Falls with a 3-0 record after an 81-71 overtime win over Appalachian State on Tuesday evening. The Beavers have played a pair of overtime games in the first two weeks of the season, including an 82-81 double-OT win over Troy on Nov. 10.

OSU returned a trio of starters and 10 letterwinners from an extremely young team in 2022-23 that went 11-21, including 5-15 in the Pac-12. The Beavers' top two scorers are sophomores in Jordan Pope (19.0 ppg, 42 percent from 3-point range) and Tyler Bilodeau (15.0 ppg, 9.3 rpg). In addition, K.C. Ibekwe started Oregon State's first two games and had 10 points and eight boards in the win over Appalachian State. Another sophomore who started most of last season was Michael Rataj, as the 6-foot-9 forward averaged 6.1 points and 4.1 rebounds per game. He has not played this season because of a shin injury.

Wayne Tinkle is in his 10th year at Oregon State and guided the Beavers to a pair of NCAA Tournament appearances (2016 and 2021), including an Elite Eight finish in 2021. He ranks third on Oregon State's career wins list while OSU's 2016 NCAA appearances was the school's first since 1990. Prior to taking the Oregon State post, he was the head coach at Montana from 2006 to 2014 and guided the program to three NAA appearances in a four-year span.

Nebraska is 4-6 all-time against Oregon State but has not played the Beavers since a 50-44 win in Lincoln on Dec. 12, 2009. Seven of the 10 meetings in the series took place between 1940 and 1969. NU is 120-123 all-time against the current members of the Pac-12 Conference.

Oregon State Probable Starters

No.	Name	Pos.	Ht.	Wt.	Yr.	G/GS	PPG	RPG	Other
0	Jordan Pope	G	6-2	165	So.	3/3	19.0	3.7	2.7 apg
1	Christian Wright	G	6-3	185	Jr.	3/3	9.3	2.3	2.3 spg
4	Dexter Akanno	G	6-5	210	Sr.	3/3	14.0	4.0	1.7 spg
34	Tyler Bilodeau	F	6-9	220	So.	3/3	15.0	9.3	1.7 apg
24	KC Ibekwe	C	6-10	287	So.	3/2	5.7	5.0	0.7 bpg

LAST TIME OUT:

Juwan Gary matched his career high with 19 points as Nebraska shot 66 percent in the second half en route to an 84-53 win over Stony Brook on Nov. 15.

Gary, who missed NU's first four contests, hit 8-of-11 shots from the floor and added seven rebounds. Brice Williams scored 16 of his 17 points in the second half and added a game-high nine rebounds, as Nebraska enjoyed a 45-28 advantage on the glass. Williams scored six of his points in a 13-2 Husker spurt after Stony Brook pulled to within 64-54 with 8:30 remaining.

Keisei Tominaga and Rienk Mast added 16 and 14 points, respectively, as the Huskers cracked the 80-point plateau for the third time in four games.

Postgame Notes

- Nebraska improved to 4-0 for the first time since the 2018-19 season.
- Juwan Gary led Nebraska with 19 points, matching his collegiate career high. He also had 19 points against Houston (12/11/21) and at Florida (1/5/22)
- Gary became the fourth different Husker to lead NU in scoring this year.
- Brice Williams posted season bests in points (17), rebounds (nine) and assists (four), as his four assists tied a career high.
- Nebraska shot a season-high 55 percent, including 65.5 percent in the second half. It is the first time NU shot 50 percent or better this season.

38

Nebraska's 38 3-pointers are the most after three games since the 2018-19 team had 44 in its first four contests. NU's 9.5 3-pointers per game is tied for third in the Big Ten. NU has averaged more than 8.0 3-pointers/game twice in program history (2001-02 and 2020-21).

Leading 36-28 at the break, the Huskers hit eight of their first 10 shots from the field in the second half to push the margin to 53-51 after a C.J. Wilcher basket. The Seawolves responded with a 7-0 run of its own to get within 56-49 and forced a Husker timeout.

The Seawolves were within 59-52, but the Huskers took control with a 13-2 spurt to build a 72-54 lead after a Jamarques Lawrence basket with 6:37 left.

WORTH NOTING

- Nebraska's 4-0 start is the fourth time in the last 12 seasons that NU has opened 4-0 (also 2018-19, 2016-17 and 2012-13).

- The Huskers are 10-3 over the last 13 games dating back to Feb. 1. A big reason for that is NU's offense, as NU has averaged 75.6 ppg on 48 percent shooting in that stretch. For the first 23 games last year until Feb. 1, NU was at 65.4 ppg. NU has scored 70+ points in 11 of the past 13 games after reaching that mark just seven times in the first 23 games of last season.

- Nebraska has been stout on the defensive end during the early portion of the season. The Huskers are among the Big Ten leaders in points per game (54.8, second), field goal percentage defense (.328, first) and rebound margin (+13.5, first). NU is also 40th nationally in defensive efficiency according to KenPom following Wednesday's games.

- Nebraska's bench has provided a spark early on, averaging 28.0 points per game in the first four contests. The Huskers' leading scorer has come from the bench in three of the four games (Hoiberg-Lindenwood; Wilcher-Rider; Gary-Stony Brook), and NU has had at least one double-figure effort from its bench in the first four contests.

- Rienk Mast now has 22 career double-doubles entering Saturday's game with Oregon State. The 6-foot-10 forward is 22nd nationally among all active players and trails only Zach Edey (41) among current Big Ten players. Mast's two double-doubles tie for the Big Ten lead and is fifth nationally as of Nov. 16.

- Nebraska is 17-4 under Hoiberg when scoring at least 80 points including 12-1 over the last three seasons. The only loss was a 104-100 quadruple overtime game at North Carolina State on Dec. 1, 2021. NU has won its last 10 games when reaching the 80-point plateau.

- Nebraska has regained its top two returning scorers this week, as Keisei Tominaga (13.1 ppg in 2022-23) returned from an ankle injury on Monday and Juwan Gary (9.6 ppg, 6.5 pg) made his 2023-24 debut on Wednesday vs. Stony Brook. Tominaga missed NU's first two games, while Gary, who had off-season shoulder surgery had not played since suffering the injury on Jan. 10, 2023.

FINDING BALANCE

Nebraska relied on its depth and balance early in the season. While the Huskers have four players averaging double figures, five others are at between 5.0 and 8.5 ppg after four games.

- Nebraska has had eight different players reach double figures in the first three contests and have had a different leading scorer in each of the first four games.

- The Huskers have had a different player lead the team in assists in each of the first four games, while Rienk Mast is the only player to top NU in rebounds more than once.

- No Husker averages more than 27 minutes per game, while 20 players are averaging at least double figures in minutes. Despite the number of different lineups NU has been forced to use, the Huskers have had at least eight players play double-figure minutes in each of the first four games.

- NU has gotten at least one double-figure effort from its bench in each of the first four contests. The Huskers have gotten nearly 36 percent of their scoring from the bench over the first four contests.

- Seven of the 12 players who played in the season opener were making their Husker debut. In fact, junior C.J. Wilcher was the only player who appeared in both the 2022-23 and 2023-24 openers.

MAST'S MASSIVE NIGHT

Rienk Mast put together a strong performance in Nebraska's win against Florida A&M on Nov. 9. The 6-foot-10 forward had game highs of 20 points and 16 rebounds for his first double-double as a Husker.

- He became the first Husker in the Big Ten era (2011-12 to present) to have a game with at least 20 points and 15 rebounds, and the first Husker to do so since All-Big 12 performer Aleks Maric in 2008.

- Since 1990, only six Huskers have had games with at least 20 points and 15 rebounds. That list includes Aleks Maric, Kimani Ffriend, Venson Hamilton, Mikki Moore and Eric Piatkowski.

Offensive Improvement		
Category	First 23	Since Feb. 1
Points per Game	65.4	75.6
FG Pct.	.442	.481
3-Pt Pct.	.310	.351
3 Pt/Gam	6.3	8.2

Big Red Defense		
Category	No.	Big Rk.
Points per Game	54.8	2nd
FG Pct. Defense	.328	1st
Opponent 3-Pt Pct.	.220	3rd
Rebounding Margin	+13.5	1st

Huskers with 20+ Points/15+ Rebounds (Since 1990)					
Name	Opponent	Date	Pts.	Reb.	
Rienk Mast	FAMU	11/9/23	20	16	
Aleks Maric	Missouri	2/13/08	32	16	
Aleks Maric	Alabama A&M	11/17/07	21	16	
Aleks Maric	Missouri	2/24/07	31	19	
Aleks Maric	vs. Houston	12/23/06	21	15	
Aleks Maric	at Iowa State	2/15/06	37	16	
Kimani Ffriend	Baylor	1/22/2000	21	19	
Venson Hamilton	Okla. St.	2/17/99	20	15	
Mikki Moore	at Nevada	3/18/97	21	15	
Eric Piatkowski	Kent	12/5/92	23	16	
Eric Piatkowski	E. Wash.	12/21/91	23	15	

TOP-10 PBA CROWDS

No.	Attend.	Opponent	Date
1.	15,998	Wisconsin	March 9, 2014
2.	15,991	Penn State	Feb. 25, 2018
3.	15,987	Tennessee-Martin	Nov. 28, 2014
4.	15,978	Northwestern	March 1, 2014
5.	15,960	Iowa	Feb. 25, 2022
6.	15,952	Iowa	Jan. 27, 2018
7.	15,950	Creighton	Dec. 8, 2018
8.	15,949	Arkansas State	Dec. 14, 2013
9.	15,946	South Dakota State	Nov. 15, 2019
10	15,945	Minnesota	Jan. 26, 2014

RECORD AT PINNACLE BANK ARENA

Season	Wins	Losses	Pct.
2013-14	15	1	.938
2014-15	10	6	.625
2015-16	10	8	.556
2016-17	8	8	.500
2017-18	16	1	.941
2018-19	13	5	.722
2019-20	5	11	.313
2020-21	6	9	.400
2021-22	7	11	.368
2022-23	11	4	.733
2023-24	4	0	1.000
Totals	105	65	.618

2023-24 MISC. STATS

TEAM LEADERS

Double-Figure Scoring Games:..... Mast (4); Allick (2); Wilcher (2); Williams (3); Hoiberg (1); Rice (1); Tominaga (1); Gary (1)

10+ Rebounding Games:..... Mast (2)

10+ Assist Games:..... N/A

Double-Doubles:..... Mast (2)

Triple-Doubles:..... N/A

20-Point Games:..... Mast (1)

30-Point Games:..... N/A

Games Leading NU in Scoring:* Hoiberg (1); Mast (1); Wilcher (1); Gary (1)

Games Leading NU in Rebounding:*.. Allick (1); Mast (2); Williams (1)

Games Leading NU in Assists:*..... Coleman (1); Lawrence (1); Williams (1); Mast (1)

Games Leading NU in Blocks*.. Wilcher (2); Allick (1); Williams (1); Coleman (1); Diop (1); Rice (1); None (1)

Games Leading NU in Steals... Allick (1); Hoiberg (1); Lawrence (1); Tominaga (1)

HUSKER DOUBLE-DOUBLES IN 2023-24

Player	Opponent	Totals
Mast	Florida A&M	20 pts./16 reb.
Mast	Rider	12 pts/13 reb.

HUSKER DOUBLE-DOUBLES BOARD

Player	2023-24	at Neb	Career*
Mast	2	2	22
Allick	0	0	11
Williams	0	0	4
Gary	0	1	3
Keita	0	1	1
Coleman	0	0	2
Totals	2	2	43

*-Includes previous D-1 school

2023-24 MBB QUICK FACTS

Location Lincoln, Neb.
 Founded 1869
 Enrollment 23,600 (Fall 2023)
 Nickname Cornhuskers, Huskers
 Colors Scarlet & Cream
 Affiliation NCAA Division I
 Conference Big Ten Conference
 Home Arena Pinnacle Bank Arena
 Capacity/Year Opened 15,000/2013
 Chancellor Rodney Bennett
 Faculty Rep. Scott M. Fuess Jr.
 Vice Chancellor, Director of Athletics Trev Alberts
 Athletic Dept. Phone (402) 472-4224
 Assistant A.D./Ticketing Holly Adam
 Ticket Office Phone (402) 472-3111 or 1-800-8BIGRED
 Website Huskers.com

BASKETBALL HISTORY

First year of basketball 1896-97
 Regular-season conference titles (last) 7 (1950)
 Postseason conference titles (last) 1 (1994)
 All-time postseason appearances 26
 All-time postseason record 24-25
 NCAA Appearances (last) 7 (2014)
 NIT Appearances (last) 19 (2019)

BASKETBALL STAFF

Head Coach Fred Hoiberg (5th season)
 Alma Mater (Year) Iowa State (1995)
 Assistant Coaches Adam Howard (2nd season)
 Nate Loenser (3rd season)
 Ernie Zeigler (2nd season)
 Director of Men's Basketball Strength and Conditioning Kurt Joseph
 Director of Basketball Strategies & Business Operations Luca Virgilio
 Asst. Director of Operations Sheryl Burbach
 Director of Player Development Emmanuel Tommy
 Video Coordinator Michael Bania
 Recruiting Coordinator Pady Borders
 Graduate Managers Nihilo Ibarra, Justin Moore, Joey St. Pierre
 Athletic Trainer Andrew McCabe
 Equipment Manager Pat Norris

2023-24 TEAM INFORMATION

2022-23 Record 16-16 (11-4 H, 4-9 A, 1-3 N)
 Big Ten Record (Finish) 9-11 (t-11th)
 Big Ten Championship 0-1, lost to Minnesota, 78-75
 Postseason None
 Starters Returning/Lost 3/3
 Lettermen Returning/Lost 7/6
 Scholarship Newcomers 7

COMMUNICATIONS INFORMATION

Associate A.D./Communications Keith Mann
 Office Phone (402) 472-2263
 Sr. Assoc. Director/MBB Contact Shamus McKnight
 Office/Cell Phone (402) 472-7772 / (402) 540-0268
 E-Mail smcknight@huskers.com
 Press Row Phone (402) 904-5925
 Communications Mailing Address P.O. Box 880123,
 800 Stadium Drive, Lincoln, NE 68588-0123

MEDIA WEBSITE

Media can access Nebraska's media site for headshots, the digital media guide, press conference videos and more.

Huskers.com/media

12.16.18

Nebraska's previous trip to the Sanford Pentagon was on Dec. 16, 2018 against Oklahoma State. In that game, James Palmer Jr. led all scorers with 29 points, including 14-of-15 from the line, in a 79-56 win. The Huskers went 21-of-23 from the charity stripe, including 18-of-20 in the second half.

- Mast's 16 rebounds were the most by a Husker since Yvan Ouedraogo had 19 rebounds against Northwestern on March 1, 2020, and the second-highest rebound total in Hoiberg's four-plus seasons at Nebraska.
- Mast is averaging 14.8 ppg while topping the Huskers in both rebounding (10.8 rpg) and assists (3.0 apg).

NEW FACES, NEW ROLES

Nebraska made a big splash in the transfer portal, adding five players to the roster, and their impact is already being felt during the early portion of the season. The group of Josiah Allick (New Mexico), Jarron Coleman (Bradley), Rienk Mast (Bradley), Ahron Ulis (Iowa) and Brice Williams (Charlotte) combined for more than 4,300 points, 2,100 rebounds and 800 assists entering this year.

Mast is averaging 14.8 points per game while leading the Huskers in both rebounds (10.8 rpg) and assists (3.0 apg). He is one of three power conference players as of Nov. 16 averaging at least 10.0 points, 10.0 rebounds and 3.0 assists per game. Mast currently ranks second in the Big Ten in rebounding and 18th in scoring. The 6-foot-10 forward has been in double figures in all four contests - the only Husker to do so - including a 20-point, 16-rebound effort against Florida A&M.

Allick has been a force inside, averaging 6.5 points per game on 50 percent shooting and 6.5 rebounds per game. He is second on the team and 15th in the Big Ten in rebounds and is a big reason why the Huskers lead the conference in rebound margin. He is fourth in the Big Ten in offensive rebounds (3.25) as of Nov. 16. Allick has two double-figure efforts in the first three games, including 11 points and eight boards against Lindenwood.

Williams has started all four contests and is third on the team in scoring (13.0 ppg) and fourth in rebounding (6.0 rpg) while shooting 34 percent from 3-point range. The 6-foot-7 guard has been in double figures three times this season, highlighted by a 17-point, nine-rebound, four-assist effort against Stony Brook on Nov. 15.

Coleman has come off the bench in all four contests and is second on the team with 2.8 assists per game while also adding 4.0 points and 3.3 rebounds per outing. He has nearly a 1.6-to-1 assist-to-turnover ratio.

Adding Experience (Numbers Heading Into 2023-24)

Player	Last School	GP/Starts	Points	Rebounds	Assists
Josiah Allick	New Mexico	103/84	1,005	602	104
Jarron Coleman	Ball State	108/86	1,165	467	334
Rienk Mast	Bradley	88/79	1,001	656	151
Ahron Ulis	Iowa	84/27	333	134	160
Brice Williams	Charlotte	88/27	801	329	72
Totals		471/303	4,305	2,188	821

IMPROVED BOARD WORK

One of the areas where Nebraska has made significant improvement is on the boards. The additions of Rienk Mast, Josiah Allick and Brice Williams along with the return of Juwan Gary have made the Huskers formidable on the glass.

- Nebraska has a +13.5 rebound margin through four games to lead the Big Ten. Last season the Huskers were 11th in rebounding margin (-1.0)
- NU had a positive rebound margin (+3.1) prior to Juwan Gary's season-ending injury last January. Gary was second on the team in rebounding (6.5 rpg) and 15th in the Big Ten in that category on Jan. 10. Over the final 16 games of the 2022-23 season, NU was out-rebounded by 5.1 rebounds per game.

Mast (MVC) and Allick (Mountain West) both ranked second in their respective conferences in 2022-23 in rebounding, while Williams was 15th in Conference USA. In addition, Mast led the MVC in rebounding during the 2021-22 season.

- The last time NU has out-rebounded four straight opponents by at least 10 boards was the first four games of the 2004-05 season.

TOMINAGA NAMED PRESEASON ALL-BIG TEN

Nebraska senior guard Keisei Tominaga was honored as one of 10 players selected to the preseason All-Big Ten team. The 10-member team included four unanimous selections: Terrence Shannon (Illinois), Jahmir Young (Maryland), Boo Buie (Northwestern) and Zach Edey (Purdue). Edey, the reigning national player of the year, was tabbed as the Big Ten Preseason Player of the Year.

Tominaga became just the third Husker to be named preseason All-Big Ten since Nebraska joined the conference in 2011-12, joining James Palmer Jr. (2018) and Terran Petteway (2014). Last season, he averaged 13.1 points per game on 53 percent shooting, including 40 percent from 3-point range, while appearing in all 32 contests. Tominaga led the Huskers in 3-pointers with 66 and was one of only six players nationally to average double figures and shoot 50 percent from the field, 40 percent from 3-point range and 85 percent from the foul line.

During Big Ten play, he led NU in scoring at 14.2 ppg to rank 15th in the

Improving on the Boards	
Season	Reb Margin (B1G Rk.)
2023-24	+13.5 (1st)
2022-23	-1.0 (11th)
2021-22	-7.0 (14th)
2020-21	-3.0 (14th)
2019-20	-9.6 (14th)
2018-19	-2.3 (t12th)

Preseason All Big Ten Team

Terrence Shannon Jr., G, Illinois
 Julian Reese, F, Maryland
 Jahmir Young, G, Maryland
 Dawson Garcia, F, Minnesota
 A.J. Hoggard, G, Michigan State
 Tyson Walker, G, Michigan State
Keisei Tominaga, G, Nebraska
 Boo Buie, G, Northwestern
 Zach Edey, C, Purdue
 Clifford Omoruyi, C, Rutgers

NU All-Time Preseason All B1G

Husker	Year
Keisei Tominaga	2022-23
James Palmer Jr.	2018-19
Terran Petteway	2014-15

conference while also ranking among Big Ten leaders in field goal percentage (.512, seventh) and 3-pointers per game (2.3, sixth) as he shot 41 percent from beyond the arc. He had seven of his nine 20-point games during Big Ten contests, including a career-high 30-point effort against Penn State, and added 23 points in NU's loss to Minnesota in the Big Ten Tournament.

Tominaga returned on Monday against Rider and had nine points, including back-to-back 3-pointers after Rider pulled to within a point. His two 3-pointers started a 17-0 spurt that put the game away. He followed up with a 16-point effort in Wednesday's win over Stony Brook.

A QUICK LOOK AT THE HUSKERS

Nebraska entered the 2023-24 season with its most experienced roster in Fred Hoiberg's five seasons at the helm. The Huskers returned seven letterwinners and three redshirts while adding seven new players to the roster.

- For the first time since 2018-19 and the third time since 2012-13, the Huskers return more than 50 percent of their scoring from the previous year.

Category	2023-24	2022-23	2021-22	2020-21	2019-20
Pct. of scoring	50.9	32.8	49.6	21.6	1.9
Pct. of rebounds	37.6	34.2	42.1	33.7	4.2
Pct. of field goals made	49.9	35.3	49.9	22.0	7.0
Pct. of field goals attempted	50.3	31.2	49.8	20.1	2.6
Pct. of 3-point FG made	74.8	40.6	59.6	19.4	1.5
Pct. of 3-point FG attempted	69.1	36.8	55.0	16.5	2.9
Pct. of free throws made	40.2	19.5	40.8	21.6	1.7
Pct. of free throws attempted	39.3	20.5	41.3	22.9	1.7
Pct. of assists	30.4	23.3	41.5	13.1	4.1
Pct. of steals	50.8	35.7	44.6	24.7	5.4
Pct. of blocked shots	34.2	44.8	44.3	24.1	3.3
Pct. of minutes	48.8	35.3	50.6	26.5	4.2

- NU also returned 86 starts, which is the most since the 2018-19 NIT team. That breakdown is as follows: C.J. Wilcher (26); Keisei Tominaga (25); Juwan Gary (17); Jamarques Lawrence (12); Blaise Keita (5); Sam Hoiberg (1).

- The Huskers return five of their top eight scorers from a year ago, as Keisei Tominaga's 13.1 ppg is the highest for a Husker returnee since James Palmer Jr. in 2018-19 (17.2 ppg).

- The 2023-24 Huskers are an experienced bunch with nine of the 13 scholarship players in at least their fourth season of college basketball. The group features one sixth-year senior in Jarron Coleman and five others who are in their fifth season of college basketball.

- The 2023-24 roster combined for 766 appearances, including 409 starts, at the Division I level entering the season. That does not include two seasons of junior college basketball for both Keisei Tominaga and Blaise Keita.

HUSKERS TO BE CHALLENGED IN 2023-24

Nebraska will play 12 games this season against ranked teams or teams receiving votes in either the Associated Press or the USA Today Coaches preseason polls.

- Nebraska's home schedule features three preseason top-10 opponents in No. 3/2 Purdue, No. 4/4 Michigan State and No. 8/8 Creighton. In addition, NU also hosts three other teams (Wisconsin, Indiana and Ohio State) receiving votes.

- Nebraska travels to No. 25/RV Illinois and makes trips to four other teams that received preseason votes in Kansas State, Maryland, Indiana and Ohio State.

HUSKERS COMPLETE SPAIN TRIP WITH 3-0 MARK

Nebraska made its first overseas trip since 2019 and went 3-0 against teams in Madrid (89-84, OT), Valencia (86-83) and Barcelona (82-62) despite having just nine players available for the trip.

C.J. Wilcher led five Huskers who averaged double figures with 17.0 ppg, while Brice Williams (16.3 ppg) and Eli Rice (16.0 ppg) both averaged at least 16 points per game. Redshirt freshman Cale Jacobsen led NU in rebounding at 8.3 per game and tied Jamarques Lawrence for the team high in assists per game (4.3 apg).

TOMINAGA, MAST SPEND SUMMERS WITH NATIONAL TEAMS

A pair of Huskers spent the summer representing their national teams in international events. Rienk Mast represented the Netherlands in the FIBA Olympic Pre-Qualifying Tournament in Turkey, while Keisei Tominaga played for Japan in the FIBA World Cup.

- Mast played in all three games for the Netherlands, averaging 6.0 points, 6.0 rebounds and 1.3 assists per game as the team posted a 1-2 record. His best performance was an eight-point, seven-rebound effort in a win over Belgium.

- Tominaga played in all five games for Japan, averaging 11.4 points per game in helping the team qualify for the 2024 Paris Olympics as the highest finishing team from Asia. He was named player of the game in the win over Cape Verde, finishing with 22 points on 8-of-11 shooting from the field, including 6-of-8 from 3-point range. Of the five NCAA players who played in the World Cup, Tominaga was the only one to average double figures.

746.8

Miles that Nebraska will travel during non-conference play this season. Nine of the Huskers' non-conference games are at home with trips to Sioux Falls, S.D. (475.2 miles, round trip) to face Oregon State and a road game at Kansas State (271.6 miles). Last year, NU traveled over 6,000 miles (6,053) during non-conference action.

HUSKERS IN THE PROS

With the start of the basketball season, a total of 23 former Huskers are playing professionally around the world.

NBA/G LEAGUE

Player (Years at NU) Team

Dalano Banton (2020-21)	Boston Celtics
Bryce McGowens (2022)	Charlotte Hornets
Isaiah Roby (2017-19).....	Westchester Knicks/G League
Trey McGowens (2020-22)	Long Island Nets/G League
Duby Okeke (2018)	Greensboro Swarm/G League

HUSKERS PLAYING OVERSEAS

Player (Years at NU)..... Country

Sek Henry (2007-10).....	Turkey
Caleb Walker (2011-12).....	France
Jorge Brian Diaz (2010-12)	Puerto Rico
Ray Gallegos (2010-14).....	Mexico
Shavon Shields (2013-16).....	Italy
Leslee Smith (2014-15)	England
Tai Webster (2014-17)	Australia
Jack McVeigh (2016-18).....	Australia
Glynn Watson Jr. (2016-19)	Germany
James Palmer Jr. (2018-19).....	Turkey
Isaac Copeland Jr. (2018-19).....	Saudi Arabia
Dachon Burke Jr. (2019-20)	Lithuania
Matej Kavaz (2020).....	Austria
Thorir Thorbjarnarson (2018-21).....	Iceland
Shamiel Stevenson (2010-21).....	Croatia
Lat Mayen (2021-22)	Australia
Sam Griesel (2023)	Germany
Derrick Walker (2021-23)	Spain



MCGOWENS HELPS USA TO GOLD

Former Nebraska men's basketball player Trey McGowens earned a gold medal this past October, leading Team USA to a gold medal in the FIBA 3x3 U23 World Cup on Sunday in Lublin, Poland.

McGowens, who played at Nebraska for two seasons (2020-22), was named MVP of the Tournament and named to the Team of the Tournament, as the United States went 7-0. McGowens, who played for the Long Island Nets in the NBA G League last season, led all tournament players with 54 points during the competition.

At Nebraska, McGowens was a two-year starter for the Huskers (2020-22). He averaged 9.2 points, 4.0 rebounds, 2.0 assists and 1.5 steals per game at NU while he was often assigned to the opponent's top perimeter scoring threat.

HUSKER MBB RADIO SHOW

The Husker Basketball Radio Show airs throughout the 2023-24 season across the Huskers Radio Network. Join hosts Greg Sharpe and Jessica Coody with Head Coach Fred Hoiberg or a member of the Husker Basketball Coaching staff each week. The show typically airs on Monday nights during the season. A complete schedule is below.

The show can be heard across Huskers Radio Network stations and for free on Huskers.com. Fans are encouraged to text their questions to (402) 413-2400 and join the discussion. Fans can also watch for free on the internet at [YouTube.com/Huskers](https://www.youtube.com/Huskers).

Date	Time
Monday, November 20	6 p.m.*
Monday, November 27	6 p.m.*
Monday, December 4	6 p.m.
Monday, December 11	6 p.m.
Monday, December 18	6 p.m.
Tues., Dec. 27 or Wed, Dec. 28	6 p.m.
Tuesday, January 2	6 p.m.
Monday, January 8	6 p.m.*
Monday, January 15	6 p.m.
Monday, January 22	6 p.m.
Monday, January 29	6 p.m.
Monday, February 5	6 p.m.*
Monday, February 12	6 p.m.
Monday, February 19	6 p.m.
Monday, February 26	6 p.m.
Monday, March 4	6 p.m.
Monday, March 11	6 p.m.

*-Taped segments

HOIBERG'S HUSKER TIES

While Fred Hoiberg grew up in Ames and played his high school (Ames High School) and college basketball (Iowa State) there, he was born in Lincoln and has numerous ties to the city and to the University of Nebraska.

- Fred's father (Eric) and mother (Karen) both earned their undergraduate degrees from Nebraska in 1966. In fact, Eric earned his undergraduate degree, Master's degree, and Ph.D. in sociology from the university.

- His maternal grandfather was former Husker basketball coach Jerry Bush. Known as the "Big Bear of the Coliseum," Bush guided NU from 1955 to 1963, and directed two of the greatest upsets ever – a 43-41 victory over top-ranked Kansas and Wilt Chamberlain, and a 55-48 victory over No. 4 Kansas State and Olympian Bob Boozer during the 1957-58 campaign.

- His paternal grandfather (Otto) received his Master's Degree and Ph.D from Nebraska. He joined the faculty of the University of Nebraska in 1948, where he taught sociology and served as director of the community development program in the University of Nebraska Extension Division.

- Fred's son (Sam) is in his third season on the Husker basketball team after walking on. Fred and Sam are one of 22 father-son duos in Division I this season.

NCAA Players in 2023 FIBA World Cup

Player	School/Country	GP	MGP	PPG	RPG	APG
Keisei Tominaga	Nebraska/Japan	5	17.9	11.4	1.2	1.4
Zach Edey	Purdue/Canada	5	4.6	3.8	1.4	0.4
Miro Little	Baylor/Finland	5	17.5	5.0	1.8	4.6
Olivier Nkamhoua	Michigan/Finland	5	18.2	8.0	3.8	2.0
Adam Moussa	Tarleton State/Egypt	5	11.8	2.0	0.6	1.4

HUSKER COACHING STAFF RETURNS INTACT

Nebraska's full-time coaching staff remains the same as it was during the 2022-23 season with Nate Loenser, Adam Howard and Ernie Zeigler joining Head Coach Fred Hoiberg on the Husker bench.

- Loenser begins his third season on the Husker staff. He joined the Husker program after spending five seasons with the Chicago Bulls organization. Loenser was an assistant coach for the Bulls under both Fred Hoiberg and Jim Boylan for three seasons. He also served as the Bulls' video coordinator and head coach of the Windy City Bulls. Loenser worked with Hoiberg at Iowa State for two seasons.

- Howard is in his second year on the coaching staff. He was selected to participate in the 2023 TopConnect Basketball Symposium, an event featuring some of the nation's top assistant coaches. Prior to joining the NU staff, he spent four years at South Alabama, helping the program to 75 wins in that span after the program had seven straight losing seasons. In 2021-22, South Alabama won 21 games, the school's highest total since 2008. Howard also coached at Troy, Tennessee, Southern Miss and Morehead State after playing collegiately at Western Kentucky.

- Zeigler is also in his second year at Nebraska. He joined the NU staff in August of 2022 after spending six years on Ben Howland's staff at Mississippi State. The Bulldogs had four postseason appearances between 2018-22. Zeigler spent six seasons as the head coach at Central Michigan (2007-12) and previously served stints at UCLA, Pittsburgh, Kansas State, Detroit and Bowling Green.

QUICK HITTERS

- Nebraska improved its win total from 10 to 16 games in 2022-23. NU was one of four Big Ten teams which increased its win total by at least six games last season (also Northwestern, Maryland and Penn State). Of Nebraska's 16 losses this season, 12 were against NCAA Tournament qualifiers.

Nebraska has improved its season record in each of the last three years under Fred Hoiberg and increased its win total in each of the last two seasons. If Nebraska can increase its win total in 2023-24, it will mark the first time since the mid-1960s (1963-64 to 1965-66) that the Huskers increased their win total for three straight years.

- Nebraska's nine Big Ten wins were the most since winning a school-record 13 Big Ten games in 2017-18. It was NU's third-highest conference win total since joining the Big Ten in 2011-12. In all, 11 Big Ten teams reached postseason play, including eight NCAA Tournament teams, in 2022-23.

- Nebraska had multiple All-Big Ten selections with Derrick Walker and Keisei Tominaga. It marked the first time since 2017-18 that NU had multiple all-conference picks. Walker became the first Husker to receive second team or higher All-Big Ten honors since James Palmer Jr. in 2017-18.

HUSKER ROSTER HAS INTERNATIONAL FLAVOR

NU's roster has had an international flavor in recent seasons and that trend will continue in 2023-24. Four Huskers hail from overseas, including Keisei Tominaga (Moriyama Nagoya Aichi, Japan), Matar Diop (Dakar, Senegal), Blaise Keita (Bamako, Mali), and Rienk Mast (Groningen, Netherlands).

In five seasons under Hoiberg, NU has had players on its roster from a host of countries, including Australia, Canada, England, France, Iceland, Lithuania, and Slovenia.

ALL IN THE FAMILY

Several members of the 2023-24 Huskers have family members who have played basketball at the college or professional levels. The list is led by Fred Hoiberg, who played in the NBA for a decade after a standout career at Iowa State. In addition, Ramel Lloyd was a Parade All-American who scored over 1,600 points at the college level at Syracuse and Long Beach State, while Henry Williams scored a school-record 2,383 points at Charlotte and his number 34 jersey was retired by the school. Keisei Tominaga's father didn't play college basketball but was a center on the Japanese national team at the 1998 FIBA World Championship and played professionally in Japan for a decade.

Player	Relative	College (Sport)
Josiah Allick	Bekka (Sister)	Nebraska (VB)
	Bill Ziegelbein (Stepfather)	Nebraska (FB)
	Colleen Ziegelbein	UNLV (Swimming)
Sam Hoiberg	Fred (Father)	Iowa State/NBA (MBB)
	Jack (Brother)	Michigan State/UT-Arlington (MBB)
Keisei Tominaga	Hiroyuki (Father)	Played Internationally for Japan (MBB)
Ramel Lloyd Jr.	Ramel Sr. (Father)	Syracuse/Long Beach State (MBB)
Ahron Ullis	Tyler (Brother)	Kentucky/NBA (MBB)
C.J. Wilcher	Sergio (Father)	Morgan State (MBB)
	Simeon (Brother)	St. John's (MBB)
Brice Williams	Henry (Father)	Charlotte (MBB)

NEBRASKA BASKETBALL RADIO/TV ROSTER



0 | C.J. WILCHER
Jr. | G | 6-5 | 214



1 | SAM HOIBERG
So. | G | 6-0 | 183



2 | RAMEL LLOYD JR.
RFr. | G | 6-6 | 210



3 | BRICE WILLIAMS
Jr. | G | 6-7 | 213



4 | JUWAN GARY
Jr. | F | 6-6 | 221



5 | AHRON ULIS
Jr. | G | 6-3 | 190



9 | JARRON COLEMAN
Sr. | G | 6-5 | 213



10 | JAMARQUES LAWRENCE
So. | G | 6-3 | 182



11 | ELI RICE
Fr. | G | 6-8 | 213



15 | BLAISE KEITA
Jr. | F | 6-11 | 257



21 | MATAR DIOP
Fr. | F | 6-10 | 213



24 | JEFFREY GRACE III
So. | G | 6-3 | 197



30 | KEISEI TOMINAGA
Sr. | G | 6-2 | 179



31 | CALE JACOBSEN
RFr. | G | 6-4 | 20



35 | HENRY BURT
RFr. | F | 6-7 | 216



51 | RIENK MAST
Jr. | F | 6-10 | 248



53 | JOSIAH ALLICK
Sr. | F | 6-8 | 231



FRED HOIBERG
Head Coach



ADAM HOWARD
Assistant Coach



NATE LOENSER
Assistant Coach



ERNIE ZEIGLER
Assistant Coach



KURT JOSEPH
Director of Men's Basketball Strength & Conditioning



LUCA VIRGILIO
Director of Basketball Strategies & Business Operations



EMMANUEL TOMMY
Director of Player Development



MICHAEL BANIA
Video Coordinator



PADYN BORDERS
Recruiting Coordinator



SHERYL BURBACH
Assistant Director of Basketball Operations



ANDREW MCCABE
Athletic Trainer



PAT NORRIS
Equipment Manager



JAKE BLATTNER
Performance Nutrition Coordinator




MATT THOME
NAPL Director



NIHIHO IBARRA
Graduate Manager



JUSTIN MOORE
Graduate Manager



JOEY ST. PIERRE
Graduate Manager



2023-24
Nebraska Roster



BROADCAST NOTES

2023-24 RECORD 4-0/0-0 Big Ten

LAST GAME Wed., Nov 15 Stony Brook W, 84-63

NEXT GAMES Sat., Nov 18 vs. Oregon State (3 p.m./Peacock)

Wed., Nov 22 Duquesne (7 p.m./BTN)

Sun., Nov 26 Cal St. Fullerton (1 p.m./B1G+)

HEAD COACH Fred Hoiberg (Iowa St., 1995) Nebraska: 44-83 / 5th Career: 159-139 / 10th

ASSISTANTS Adam Howard, 2nd season Nate Loenser, 3rd season Ernie Zeigler, 2nd season

2023-24 SCHEDULE NOV 6 Lindenwood W, 84-52 9 Florida A&M W, 81-54 13 Rider W, 64-50 15 Stony Brook W, 84-63 18 vs. Oregon State (Sioux Falls) 22 Duquesne 26 Cal State Fullerton

DEC 3 Creighton 6 at Minnesota* 10 Michigan State* 17 at Kansas State 20 North Dakota 29 South Carolina State

JAN 3 Indiana* 6 at Wisconsin* 9 Purdue* 12 at Iowa* 17 at Rutgers* 20 Northwestern* 23 Ohio State* 27 at Maryland*

FEB 1 Wisconsin* 4 at Illinois* 7 at Northwestern* 10 Michigan* 17 Penn State* 21 at Indiana* 25 Minnesota* 29 at Ohio State*

MARCH 3 Rutgers* 10 at Michigan* 13- 17 at Big Ten Tournament *Big Ten Game

C.J. WILCHER (WILL-CHUR) G / 6-5 / 214 / Jr. / Plainfield, N.J.



Table with columns: GP/GS, PPG, RPG, APG, SPG, FG%, 3PT%, FT%. Career: 82/29 7.2 2.0 1.0 0.6 .429 .362 .654

Last Game: Had two points and a steal in 14 minutes against Stony Brook. Career Highlights: 22, at Indiana (12/7/22), 6, Three times, 4, Three times, 3, vs. Idaho St. (11/19/21), 2, Two times

SAM HOIBERG G / 6-0 / 183 / So. / Lincoln, Neb.



Table with columns: GP/GS, PPG, RPG, APG, SPG, FG%, 3PT%, FT%. Career: 25/1 4.5 2.0 0.5 0.7 .554 .394 .800

Last Game: Has two points and an assist in 13 minute against Stony Brook. Career Highlights: 15, Two times, 6, Three times, 2, vs. Lindenwood (11/6/23), 4, vs. Florida A&M (11/9/23), 1, Two times

RAMEL LLOYD JR. G / 6-6 / 210 / Rfr. / Long Beach, Calif.



Table with columns: GP/GS, PPG, RPG, APG, SPG, FG%, 3PT%, FT%. Career: 0/0 0.0 0.0 0.0 0.0 .000 .000 .000

Last Game: Did not play vs. Stony Brook. Career Highlights: N/A, N/A, N/A, N/A, N/A

BRICE WILLIAMS G / 6-7 / 213 / Jr. / Huntersville, N.C.



Table with columns: GP/GS, PPG, RPG, APG, SPG, FG%, 3PT%, FT%. Career: 92/31 9.3 3.8 0.9 0.5 .462 .398 .794

Last Game: Scored 16 of his 17 points in the second half and added nine boards vs. Stony Brook. Career Highlights: 32, vs. UAB (3/4/23), 13, vs. Rice (2/25/23), 4, Two times, 3, Two times, 3, Four times

JUWAN GARY (JUW-WAHN) F / 6-6 / 221 / Jr. / Columbia, S.C.



Table with columns: GP/GS, PPG, RPG, APG, SPG, FG%, 3PT%, FT%. Career: 77/35 6.3 3.9 0.4 0.7 .496 .243 .579

Last Game: Totaled 19 points and seven rebounds in his first action of 2023-24 vs. Stony Brook. Career Highlights: 19, Three times, 11, Three times, 3, vs. Florida St. (11/27/22), 4, at Kansas St. (12/17/22), 3, Two times

AHRON ULIS (YOU-LISS) G / 6-3 / 190 / Jr. / Chicago, Ill.



Table with columns: GP/GS, PPG, RPG, APG, SPG, FG%, 3PT%, FT%. Career: 84/27 5.0 1.6 1.9 0.4 .374 .310 .780

Last Game: Did not play vs. Stony Brook. Career Highlights: 17, at Michigan St. (1/26/23), 7, vs. Iowa St. (12/8/22), 8, vs. W. Mich. (11/22/21), 3, vs. Illinois (12/6/21), 1, Five times

JARRON "BOOGIE" COLEMAN G / 6-5 / 213 / Sr. / Indianapolis, Ind.



Table with columns: GP/GS, PPG, RPG, APG, SPG, FG%, 3PT%, FT%. Career: 109/86 10.8 4.4 3.2 1.0 .403 .341 .718

Last Game: Finished with four points and two assists against Stony Brook. Career Highlights: 33, vs. Toledo (3/11/21), 13, at Ole Miss (1/18/22), 8, Four times, 4, Two times, 2, Three times

JAMARQUES LAWRENCE G / 6-3 / 182 / So. / Plainfield, N.J.



Table with columns: GP/GS, PPG, RPG, APG, SPG, FG%, 3PT%, FT%. Career: 32/16 5.0 2.5 1.2 0.5 .387 .341 .400

Last Game: Totaled eight points, five rebounds and four assists in 27 minutes of work. Career Highlights: 15, Two times, 9, vs. Penn St. (2/5/23), 4, Three times, 3, vs. Florida A&M (11/9/23), 1, Four times

ELI RICE F / 6-8 / 213 / Fr. / Lebanon, Ind.



Table with columns: GP/GS, PPG, RPG, APG, SPG, FG%, 3PT%, FT%. Career: 4/0 5.3 2.3 0.5 0.0 .357 .400 .583

Last Game: Had a blocked shot in four minutes vs. Stony Brook. Career Highlights: 16, vs. Florida A&M (11/9/23), 5, vs. Lindenwood (11/6/23), 1, vs. Lindenwood (11/6/23), N/A, 1, Two times

BLAISE KEITA (BLAZE KAY-TA) F / 6-11 / 257 / Jr. / Bamako, Republic of Mali



Table with columns: GP/GS, PPG, RPG, APG, SPG, FG%, 3PT%, FT%. Career: 21/5 2.0 3.5 0.5 0.3 .551 .000 .409

Last Game: Did not play vs. Stony Brook. Career Highlights: 14, vs. UABP (11/20/22), 12, vs. Omaha (11/10/22), 2, Three times, 2, vs. Wisconsin (2/11/23), 2, vs. Oklahoma (11/24/22), 3, vs. Lindenwood (11/6/23)

MATAR DIOP (MA-TAR JOPE [AS IN HOPE]) F / 6-10 / 213 / Fr. / Dakar, Senegal



Table with columns: GP/GS, PPG, RPG, APG, SPG, FG%, 3PT%, FT%. Career: 3/0 1.7 1.0 0.0 0.0 .500 .000 .750

Last Game: Had two points and a rebound in two minutes vs. Stony Brook. Career Highlights: 3, vs. Lindenwood (11/6/23), 1, Three times, 1, N/A, N/A

KEISEI TOMINAGA (KAY-SAY TOE-IE-NAWGA) G / 6-2 / 179 / Sr. / Moriyama Nagoya Aichi, Japan



Table with columns: GP/GS, PPG, RPG, APG, SPG, FG%, 3PT%, FT%. Career: 64/27 9.6 1.6 0.7 0.7 .457 .368 .827

Last Game: Tallied 16 points, three rebounds, two assists and two steals vs. Stony Brook. Career Highlights: 30, vs. Penn St. (2/5/23), 4, Two times, 2, Nine times, 4, vs. Minnesota (2/25/23), 1, Three times

CALE JACOBSEN G / 6-4 / 200 / Rfr. / Ashland, Neb.




Table with columns: GP/GS, PPG, RPG, APG, SPG, FG%, 3PT%, FT%. Career: 3/0 1.0 0.3 0.7 0.3 1.000 .000 .500

Last Game: Played the final two minutes vs. Stony Brook. Career Highlights: 3, vs. Florida A&M (11/9/23), 1, vs. Lindenwood (11/6/23), 1, Two times, 1, vs. Lindenwood (11/6/23), N/A

RIENK MAST (RINK) F / 6-10 / 248 / Jr. / Groningen, Netherlands




Table with columns: GP/GS, PPG, RPG, APG, SPG, FG%, 3PT%, FT%. Career: 92/83 11.5 7.6 1.8 0.5 .495 .328 .729

Last Game: Tallied 14 points, eight boards and five assists vs. Stony Brook. Career Highlights: 30, vs. UNI (3/3/23), 17, vs. UIC (12/31/22), 5, Four times, 3, Four times, 3, Two times

JOSIAH ALLICK (AL-ICK) F / 6-8 / 231 / Sr. / Lincoln, Neb.



Table with columns: GP/GS, PPG, RPG, APG, SPG, FG%, 3PT%, FT%. Career: 107/88 9.6 5.9 1.0 0.6 .550 .288 .679

Last Game: Had seven rebounds in 24 minutes vs. Stony Brook. Career Highlights: 29, vs. Greenville (11/27/20), 18, vs. Boise St. (1/20/23), 5, Two times, 3, vs. South Dakota (2/24/22), 3, Two times

JEFFREY GRACE III G / 6-3 / 197 / So. / Elmhurst, Ill.



Table with columns: GP/GS, PPG, RPG, APG, SPG, FG%, 3PT%, FT%. Career: 14/0 0.6 0.3 0.1 0.1 .600 .000 .400

HENRY BURT F / 6-7 / 216 / Rfr. / Omaha, Neb.



Table with columns: GP/GS, PPG, RPG, APG, SPG, FG%, 3PT%, FT%. Career: 3/0 0.7 0.7 0.0 0.0 1.000 .000 .000

Walk-on who played in 11 games in 2022-23 (4 pts/3 reb) Averaged 11.0 ppg, 5.0 rpg and 3.0 apg at York (Ill.) HS in 2020-21

Redshirt freshman who scored first points vs. Florida A&M Averaged 12.6 ppg & 6.1 rpg as a senior at Elkhorn South

NEBRASKA HEAD COACH FRED HOIBERG

NEBRASKA (2019-PRESENT)

- Hired as Nebraska's 28th men's basketball coach on March 30, 2019, a position his grandfather (Jerry Bush) held for nine seasons from 1954 to 1963.
- Is the only coach in school history with two road wins against top-10 teams
- Guided Nebraska to three consecutive road wins over ranked opponents (No. 23 Ohio State and No. 10 Wisconsin in 2021-22 and No. 7 Creighton in 2022-23) for the first time in school history
- Brought in the highest-ranked recruiting class in school history, as his 2021 class was ranked 13th nationally by ESPN.com
- Had NBA Draft Picks in both 2021 (Dalano Banton) and 2022 (Bryce McGowens) and has produced 12 players who have reached the NBA

CHICAGO BULLS (2015-18)

- Coached the Chicago Bulls for three-plus seasons, posting a 115-155 record.
- Became just the fifth coach in franchise history to post a winning record in his debut season.
- Took the Bulls to the 2017 NBA Playoffs where they won the first two games against the top-seeded Boston Celtics, as the Bulls were the first No. 8 seed to take a 2-0 lead against a No. 1 seed since 1993.
- Was the fifth coach in NBA history to have each of his first two career playoff victories come on the road.

IOWA STATE (2010-15)

- Served as head coach at his alma mater for five seasons, posting a 115-56 record, which is the top winning percentage in school history (.673).
- Led the Cyclones to four straight NCAA Tournament appearances - a program record - while his 115 wins were the most in a five-year stretch in school history.
- Guided Iowa State to back-to-back Big 12 Tournament titles in 2014 and 2015.
- Produced four All-Americans, 12 All-Big 12 honorees and 10 players who played in the NBA.
- Named Big 12 Coach of the Year in 2012, as the Cyclones went from three conference wins to 12 in one season.
- Won 28 games and reached the NCAA Sweet 16 in 2014.
- Led the Big 12 in scoring offense in two of his last four seasons and topped the conference in 3-pointers four times in five years.

MINNESOTA TIMBERWOLVES (2005-10)

- Served as Vice President of Basketball Operations in 2009-10, overseeing the day-to-day operations of basketball programs including college and pro scouting, salary cap management and NBA Draft preparations.
- Was the Assistant General Manager for three seasons, helping the Timberwolves orchestrate a draft-day trade for five-time all-star Kevin Love in 2008.

AS AN NBA PLAYER (1995-2005)

- Spent 10 years in the NBA with the Indiana Pacers (four seasons), Chicago Bulls (four seasons) and Minnesota Timberwolves (two seasons) after being selected in the second round of the 1995 NBA Draft.
- Was a member of three NBA Playoff Teams, including a Timberwolves team that reached the 2004 Western Conference Finals.
- Shot 40 percent from 3-point range during his career and led the NBA in 3-point shooting in his final season (48.3, 2004-05).
- Ended his NBA career abruptly at the age of 33 after undergoing open-heart surgery to repair an aneurysm in his aortic root.

AS A PLAYER AT IOWA STATE (1991-95)

- Started all four seasons at Iowa State, averaging 15.8 points, 6.9 rebounds, 2.8 assists and 1.6 steals per game in his collegiate career.
- His No. 32 was retired by Iowa State in 1997 and Hoiberg is a member of the Iowa State Hall of Fame.
- Garnered third-team All-America honors as a senior in 1994-95, averaging 19.9 points per game to help the Cyclones win a then-school-record 23 games and was named Big Eight Co-Male Athlete of the Year in 1995.
- Two-time Academic All-American who was inducted into the CSC Academic Hall of Fame in 2016.



FRED HOIBERG'S COLLEGIATE COACHING RECORD

Year	School	Overall Record	Pct.	Conf. Record	Pct	Conf. Finish	Postseason
2010-11	Iowa State	16-16	.500	3-13	.188	12th	None
2011-12	Iowa State	23-11	.676	12-6	.677	T-3rd	NCAA Third Round
2012-13	Iowa State	23-12	.657	11-7	.611	T-4th	NCAA Third Round
2013-14	Iowa State	28-8	.778	11-7	.611	T-3rd	NCAA Sweet 16
2014-15	Iowa State	25-9	.735	12-6	.677	T-2nd	NCAA Second Round
2019-20	Nebraska	7-25	.219	2-18	.100	14th	None
2020-21	Nebraska	7-20	.259	3-16	.158	14th	None
2021-22	Nebraska	10-22	.313	4-16	.200	T-13th	None
2022-23	Nebraska	16-16	.500	9-11	.450	T-11th	None
2023-24	Nebraska	4-0	1.000	0-0	.000		
Totals		159-139	.534	67-100	.401		

THE LAST TIME...

Nebraska Team

Ranked in the top 5 (AP Poll) Never Happened
 Ranked in the top 10 (AP Poll) March 1, 1966
 Ranked in the top 20 (AP Poll) Jan. 2, 1995
 Ranked in the top 25 (AP Poll) Dec. 31, 2018 (No. 24)
 Ranked in the top 25 (USA Today Coaches Poll) Dec. 31, 2018 (No. 23)

Played AP Poll No. 1 ranked team.....lost at No. 1 Indiana (47-76), 2/13/2013
 Defeated AP Poll No. 1 ranked team at No. 1 Missouri (67-51), 2/6/1982
 Played AP Poll No. 2 ranked team.....lost at No. 2 Michigan (47-62), 1/9/13
 Defeated AP Poll No. 2 ranked team vs. No. 2 Oklahoma State (85-69), 2/5/1992
 Played Team Ranked 1-5 by AP.....lost at No. 3 Purdue (55-73), 1/13/2023
 Defeated Team Ranked 1-5 by AP..... vs. No. 3 Texas (70-67), 2/19/2011
 Played Team Ranked 6-10 by AP.....won at No. 7 Creighton (63-53), 12/4/2022
 Defeated Team Ranked 6-10 by AP..... at No. 7 Creighton (63-53), 12/4/2022
 Defeated Team Ranked 11-25 by AP..... at No. 23 Ohio State (78-70), 3/1/2022
 Defeated Team Ranked 1-10 by AP on Road..... at No. 7 Creighton (63-53), 12/4/2022
 Defeated Ranked Team by AP on Road..... at No. 7 Creighton (65-63), 12/4/2022

Scored 100 or more points 100; at NC State, 12/1/2021
 Scored 90 or more points 93; at Penn State, 2/27/2022
 Scored 80 or more points 84; vs. Stony Brook, 11/15/2023
 Scored less than 50 points 48; Wisconsin, 2/10/2021
 Scored less than 40 points 38; at Oregon, 12/15/2012
 Shot 75% from the field......750, vs. Nebraska-Omaha (42-56), 1/25/1988 \$
 Shot 70% from the field......723; vs. UNC Wilmington (34-47), 12/5/1997
 Shot 60% from the field......628; vs. Northwestern (27-43), 2/3/2015

Made 50 or more free throws Never Happened
 Made 40 or more free throws43, vs. Texas (43-59), 1/3/1996 -\$
 Made 30 or more free throws 37; vs. UTSA (37-50), 12/20/2017
 Made 25 or more free throws 25; vs. Florida A&M (25-36), 11/9/2023
 Attempted 60 or more free throws 60, vs. Kansas State (36-60), 1/11/1954 -\$
 Attempted 50 or more free throws50, vs. UTSA (37-50), 12/20/2017
 Attempted 40 or more free throws50, vs. UTSA (37-50), 12/20/2017
 Attempted 30 or more free throws 36; vs. Florida A&M (25-36), 11/9/2023
 Shot 100% from the foul line (min 10 att.) 1.000; at Penn State (16-16), 1/19/2013
 Shot 95% from the foul line (min 10 att.) 1.000; at Penn State, (16-16), 1/19/2013
 Shot 90% from the foul line (min 10 att.)913; vs. Oklahoma State (21-23), 12/16/2018

Made 20 or more 3-pointers Never Happened
 Made 15 or more 3-pointers 15; vs. Kennesaw State (15-29), 12/22/2021
 Made 10 or more 3-pointers 10; vs. Florida A&M (10-28), 11/9/2023
 Made 0 3-pointers 0; vs. Jacksonville State (0-5), 12/18/2012
 Held Opponent to 0 3-pointers..... 0; Southeastern Louisiana, 11/22/2015
 Attempted 40 or more 3-pointers41; vs. Nevada (9-41), 11/26/2020 \$
 Attempted 30 or more 3-pointers 30; vs. Lindenwood (11-30), 11/6/2023
 Attempted 20 or more 3-pointers 30; vs. Lindenwood (11-30), 11/6/2023
 Shot 75% from 3-point range (min. 10 att.)..... .750, vs. UT-Pan American (9-12), 12/2/2009 -\$
 Shot 60% from 3-point range (min. 10 att.)650; at Penn State (13-20), 2/27/22
 Shot 50% from 3-point range (min. 10 att.)538; at Iowa (14-26), 3/5/23
 Shot 50% from 3-point range (min. 20 att.)538; at Iowa (14-26), 3/5/23

Had 60 or more rebounds 60; vs. Oral Roberts, 12/22/1999
 Had 50 or more rebounds 55; Florida A&M, 11/9/2023

Had 30 or more assists 35, vs. Northeastern Illinois, 12/21/1994
 Had 25 or more assists25; vs. Doane, 12/17/2020
 Had 20 or more assists 21; Boston College, 11/30/2022
 Had 15 or more assists 19; vs. Stony Brook, 11/15/2023

Had 20 or more steals..... 23, vs. Texas Tech, 3/4/1999 -\$
 Had 15 or more steals..... 16, vs. McNeese State, 11/28/2020
 Had 10 or more steals.....13; vs. Minnesota, 2/25/2023

Had 15 or more blocked shots..... 15, vs. Coppin State, Dec. 6, 1996 -\$
 Had 10 or more blocked shots..... 14; at Northwestern, 1/2/2018

Had 30 or more turnovers.....31, at Creighton, 12/11/2005
 Had 20 or more turnovers 20; vs. Memphis, 11/25/2022
 Had 5 or less turnovers..... 4; at Ohio State, 3/1/2022

Nebraska Player...

Had 20 or more points: 20; Rienk Mast vs. Florida A&M, 11/9/2023
 Had 25 or more points: 30; Keisei Tominaga vs. Penn State, 2/5/2023
 Had 30 or more points: 30; Keisei Tominaga vs. Penn State, 2/5/2023
 Had 40 or more points:41; Teddy Allen vs. Penn State, 2/23/2021
 Had 20 or more points in a half:20; Lat Mayen vs. Rutgers (1st), 3/1/2021

Had No Player in Double Figures:vs. Ohio State, 1/21/2012
 Had Five Players with 10 or more pointsvs. Lindenwood, 11/6/23
 Hoiberg (15); Wilcher (13); Mast (13); Williams (13); Allick (11)
 Had Six Players with 10 or more points Minnesota, 2/25/2023
 Griesel (19); Wilcher (12); Lawrence (11); Tominaga (11); Hoiberg (11); Walker (10)
 Two Huskers with 20 or more points, same game: Maryland, 2/19/2023
 Derrick Walker (25), Keisei Tominaga (22)
 Two Huskers with 25 or more points, same game:vs. Western Illinois, 11/9/21
 Alonzo Verge Jr. (26), Bryce McGowens (25)
 Three Huskers with 20 or more points, same game: Iowa, 3/10/2019
 James Palmer Jr. (30), Glynn Watson Jr. (23), Isaiah Roby (23)
 Two Huskers with 30 or more points, same game: vs. Oregon, 11/25/1995
 Tyronn Lue (30) & Jaron Boone (30) - only time in school history

Had 10 or more rebounds: 13; Rienk Mast vs. Rider, 11/13/2023
 Had 15 or more rebounds: 15; Rienk Mast vs. Florida A&M, 11/9/2023
 Had 20 or more rebounds: 21, Kimani Ffriend vs. Oral Roberts, 12/22/1999
 Had 25 or more rebounds: 26, Bill Johnson vs. Iowa State, 1/4/1954 -\$
 Two Huskers with 10 or more rebounds, same game:at Northwestern, 2/22/2022
 (Derrick Walker-10; Bryce McGowens-10)
 Three Huskers with 10 or more rebounds, same game: vs. Texas Tech, 1/19/2000
 (Steffon Bradford 16; Kimani Ffriend 12; Louis Truscott 11)

Had 5 or more 3-pointers: 5; Jamarques Lawrence at Iowa (5-8), 3/5/2023
 Had 6 or more 3-pointers: 7; Kobe Webster at Northwestern (7-12), 3/7/2021
 Had 7 or more 3-pointers: 7; Kobe Webster at Northwestern (7-12), 3/7/2021
 Had 8 or more 3-pointers: 8; Cary Cochran, vs. Baylor (8-13), 2/27/2002 -\$

Had 5 or more assists:.....5; Rienk Mast vs. Stony Brook, 11/15/2023
 Had 10 or more assists:..... 11; Alonzo Verge Jr. at Ohio State, 3/1/2022
 Had 15 or more assists:..... 15; Charles Richardson vs. Rutgers, 12/2/2006
 Had 18 or more assists:..... 18; Brian Carr, at Evansville, 1/3/1985 -\$

Had 5 or more blocked shots:..... 5; Isaiah Roby vs. Northwestern, 2/16/2019
 Had 6 or more blocked shots:.....6; Isaiah Roby vs. Eastern Illinois, 11/11/2017
 Had 7 or more blocked shots:..... 7; John Turek vs. Colorado, 3/2/2005
 Had 9 or more blocked shots:.....9; Mikki Moore vs. Coppin State, 12/6/1996 -\$
 Had 10 or more blocked shots:..... Never Happened

Had 5 or more steals:.....5; Sam Griesel at Penn State, 1/21/2023
 Had 6 or more steals:..... 6; Glynn Watson Jr. vs. Long Beach State, 11/26/2017
 Had 7 or more steals:..... 7; Brandon Richardson at Ohio State, 1/3/2012
 Had 8 or more steals:..... 8, Cookie Belcher vs. Oklahoma St., 2/7/2001 -\$
 Had 10 or more steals:..... Never Happened

Had Triple-Double (Points/Rebounds/Assists):
 10; Dalano Banton vs. Doane, 12/17/2020, 13/11/10

Had Two Players with Double-Doubles:
 Derrick Walker (12 pt./13 reb.) and Alonzo Verge Jr. (25 pt./11 asst.) at NC State, 12/1/21
 Had Double-Double (Points/Assists):Alonzo Verge Jr. at NC State (25/11), 12/1/2021
 Had Double-Double (Points/Rebounds):..... Sam Griesel vs. Minnesota (16/12), 3/8/2023
 Had Double-Double (Points/Steals): Never Happened
 Had Double-Double (Points/Blocks): Never Happened

\$ - School Record - #- Tied School record
 As of 11/16/2023

2023-24 GAME BY GAME

Team	FG-FGA	Pct.	3FG-3FGA	Pct.	FT-FTA	Pct.	O-D	Reb.	PF	A	TO	B	S	Pts.	W/L
Lindenwood	22-68	.324	3-16	.188	5-9	.556	13-27	40	21	2	12	2	4	52	
at Nebraska	27-56	.482	11-30	.367	19-29	.655	8-36	44	12	19	9	7	5	84	W
Florida A&M	20-66	.303	4-20	.200	10-17	.588	11-24	35	26	10	14	3	8	54	
at Nebraska	23-56	.411	10-28	.357	25-36	.694	16-39	55	17	15	18	5	7	81	W
Rider	17-56	.304	6-25	.240	10-12	.833	7-27	34	18	8	11	5	10	50	
at Nebraska	19-57	.333	9-32	.281	17-22	.773	14-33	47	9	13	11	0	3	64	W
Stony Brook	25-66	.379	7-30	.233	6-10	.600	9-19	28	17	6	9	2	10	63	
at Nebraska	33-60	.500	8-26	.308	10-17	.588	12-33	45	13	19	14	1	3	84	W

GAME BY GAME STARTERS

Opponent	Date	Result	Guard	Guard	Guard/Forward	Forward	Forward
Lindenwood	11/6	W, 84-52	Lawrence	Wilcher	Williams	Allick	Mast
Florida A&M	11/9	W, 81-54	Lawrence	Wilcher	Williams	Allick	Mast
Rider	11/13	W, 64-50	Lawrence	Tominaga	Williams	Allick	Mast
Stony Brook	11/15	W, 84=63	Lawrence	Tominaga	Williams	Allick	Mast

NEBRASKA TEAM GAME HIGHS

POINTS	84	STONY BROOK (11/15/23)
	84	LINDENWOOD (11/06/23)
FIELD GOALS MADE	33	STONY BROOK (11/15/23)
	27	LINDENWOOD (11/06/23)
FIELD GOAL ATTEMPTS	60	STONY BROOK (11/15/23)
	57	RIDER (11/13/23)
FIELD GOAL PERCENTAGE	.550 (33-60)	STONY BROOK (11/15/23)
	.482 (27-56)	LINDENWOOD (11/06/23)
3 PT FIELD GOALS MADE	11	LINDENWOOD (11/06/23)
	10	FLORIDA A&M (11/09/23)
3 PT FG ATTEMPTS	32	RIDER (11/13/23)
	30	LINDENWOOD (11/06/23)
3 PT FG PERCENTAGE	.367 (11-30)	LINDENWOOD (11/06/23)
	.357 (10-28)	FLORIDA A&M (11/09/23)
FREE THROWS MADE	25	FLORIDA A&M (11/09/23)
	19	LINDENWOOD (11/06/23)
FREE THROW ATTEMPTS	36	FLORIDA A&M (11/09/23)
	29	LINDENWOOD (11/06/23)
FREE THROW PERCENTAGE	.773 (17-22)	RIDER (11/13/23)
	.694 (25-36)	FLORIDA A&M (11/09/23)
REBOUNDS	55	FLORIDA A&M (11/09/23)
	47	RIDER (11/13/23)
ASSISTS	19	STONY BROOK (11/15/23)
	19	LINDENWOOD (11/06/23)
STEALS	7	FLORIDA A&M (11/09/23)
	5	LINDENWOOD (11/06/23)
BLOCKED SHOTS	7	LINDENWOOD (11/06/23)
	5	FLORIDA A&M (11/09/23)
TURNOVERS	18	FLORIDA A&M (11/09/23)
FOULS	17	FLORIDA A&M (11/09/23)

OPPONENT TEAM GAME HIGHS

POINTS	63	STONY BROOK (11/15/23)
	54	FLORIDA A&M (11/09/23)
FIELD GOALS MADE	25	STONY BROOK (11/15/23)
	22	LINDENWOOD (11/06/23)
FIELD GOAL ATTEMPTS	68	LINDENWOOD (11/06/23)
	66	STONY BROOK (11/15/23)
	66	FLORIDA A&M (11/09/23)
FIELD GOAL PERCENTAGE	.379 (25-66)	STONY BROOK (11/15/23)
	.324 (22-68)	LINDENWOOD (11/06/23)
3 PT FIELD GOALS MADE	7	STONY BROOK (11/15/23)
	6	RIDER (11/13/23)
3 PT FG ATTEMPTS	30	STONY BROOK (11/15/23)
	25	RIDER (11/13/23)
3 PT FG PERCENTAGE	.240 (6-25)	RIDER (11/13/23)
	.233 (7-30)	STONY BROOK (11/15/23)
FREE THROWS MADE	10	RIDER (11/13/23)
	10	FLORIDA A&M (11/09/23)
FREE THROW ATTEMPTS	17	FLORIDA A&M (11/09/23)
	12	RIDER (11/13/23)
FREE THROW PERCENTAGE	.833 (10-12)	RIDER (11/13/23)
	.600 (6-10)	STONY BROOK (11/15/23)
REBOUNDS	40	LINDENWOOD (11/06/23)
	35	FLORIDA A&M (11/09/23)
ASSISTS	10	FLORIDA A&M (11/09/23)
	8	RIDER (11/13/23)
STEALS	10	STONY BROOK (11/15/23)
	10	RIDER (11/13/23)
BLOCKED SHOTS	5	RIDER (11/13/23)
	3	FLORIDA A&M (11/09/23)
TURNOVERS	14	FLORIDA A&M (11/09/23)
FOULS	26	FLORIDA A&M (11/09/23)

NEBRASKA TEAM GAME LOWS

POINTS	64	RIDER (11/13/23)
	81	FLORIDA A&M (11/09/23)
FIELD GOALS MADE	19	RIDER (11/13/23)
	23	FLORIDA A&M (11/09/23)
FIELD GOAL ATTEMPTS	56	LINDENWOOD (11/06/23)
	56	FLORIDA A&M (11/09/23)
FIELD GOAL PERCENTAGE	.333 (19-57)	RIDER (11/13/23)
	.411 (23-56)	FLORIDA A&M (11/09/23)
3 PT FIELD GOALS MADE	8	STONY BROOK (11/15/23)
	9	RIDER (11/13/23)
3 PT FG ATTEMPTS	26	STONY BROOK (11/15/23)
	28	FLORIDA A&M (11/09/23)
3 PT FG PERCENTAGE	.281 (9-32)	RIDER (11/13/23)
	.308 (8-26)	STONY BROOK (11/15/23)
FREE THROWS MADE	10	STONY BROOK (11/15/23)
	17	RIDER (11/13/23)
FREE THROW ATTEMPTS	17	STONY BROOK (11/15/23)
	22	RIDER (11/13/23)
FREE THROW PERCENTAGE	.588 (10-17)	STONY BROOK (11/15/23)
	.655 (19-29)	LINDENWOOD (11/06/23)
REBOUNDS	44	LINDENWOOD (11/06/23)
	45	STONY BROOK (11/15/23)
ASSISTS	13	RIDER (11/13/23)
	15	FLORIDA A&M (11/09/23)
STEALS	3	RIDER (11/13/23)
	3	STONY BROOK (11/15/23)
BLOCKED SHOTS	0	RIDER (11/13/23)
	1	STONY BROOK (11/15/23)
TURNOVERS	9	LINDENWOOD (11/06/23)
FOULS	9	RIDER (11/13/23)

OPPONENT TEAM GAME LOWS

POINTS	50	RIDER (11/13/23)
	52	LINDENWOOD (11/06/23)
FIELD GOALS MADE	17	RIDER (11/13/23)
	20	FLORIDA A&M (11/09/23)
FIELD GOAL ATTEMPTS	56	RIDER (11/13/23)
	66	FLORIDA A&M (11/09/23)
	66	STONY BROOK (11/15/23)
FIELD GOAL PERCENTAGE	.303 (20-66)	FLORIDA A&M (11/09/23)
	.304 (17-56)	RIDER (11/13/23)
3 PT FIELD GOALS MADE	3	LINDENWOOD (11/06/23)
	4	FLORIDA A&M (11/09/23)
3 PT FG ATTEMPTS	16	LINDENWOOD (11/06/23)
	20	FLORIDA A&M (11/09/23)
3 PT FG PERCENTAGE	.188 (3-16)	LINDENWOOD (11/06/23)
	.200 (4-20)	FLORIDA A&M (11/09/23)
FREE THROWS MADE	5	LINDENWOOD (11/06/23)
	6	STONY BROOK (11/15/23)
FREE THROW ATTEMPTS	9	LINDENWOOD (11/06/23)
	10	STONY BROOK (11/15/23)
FREE THROW PERCENTAGE	.556 (5-9)	LINDENWOOD (11/06/23)
	.588 (10-17)	FLORIDA A&M (11/09/23)
REBOUNDS	28	STONY BROOK (11/15/23)
	34	RIDER (11/13/23)
ASSISTS	2	LINDENWOOD (11/06/23)
	6	STONY BROOK (11/15/23)
STEALS	4	LINDENWOOD (11/06/23)
	8	FLORIDA A&M (11/09/23)
BLOCKED SHOTS	2	LINDENWOOD (11/06/23)
	2	STONY BROOK (11/15/23)
TURNOVERS	9	STONY BROOK (11/15/23)
FOULS	17	STONY BROOK (11/15/23)

2023-24 SUPERLATIVES

WON/LOSS MARGIN

	1	2	3	4	5	6	7	8	9	10	11	12	13	14	15	16	17	18	19	20	+20
Husker Wins	0	0	0	0	0	0	0	0	0	0	0	0	0	1	0	0	0	0	0	0	3
Husker Losses	0	0	0	0	0	0	0	0	0	0	0	0	0	0	0	0	0	0	0	0	0

2023-24 INDIVIDUAL GAME HIGHS

Points	20	Rienk Mast vs Florida A&M (11/09/23)
	19	Juwan Gary vs Stony Brook (11/15/23)
Field Goals Made	8	Juwan Gary vs Stony Brook (11/15/23)
	7	Keisei Tominaga vs Stony Brook (11/15/23)
Field Goal Att.	14	Rienk Mast vs Florida A&M (11/09/23)
	13	Keisei Tominaga vs Rider (11/13/23)
FG Pct (min 5 made)	.727 (8-11)	Juwan Gary vs Stony Brook (11/15/23)
	.714 (5-7)	Rienk Mast vs Lindenwood (11/06/23)
	.714 (5-7)	Sam Hoiberg vs Lindenwood (11/06/23)
3-Point FG Made	3	Keisei Tominaga vs Rider (11/13/23)
	3	C.J. Wilcher vs Rider (11/13/23)
	3	Eli Rice vs Florida A&M (11/09/23)
3-Point FG Att.	11	Keisei Tominaga vs Rider (11/13/23)
	6	Keisei Tominaga vs Stony Brook (11/15/23)
	6	Eli Rice vs Florida A&M (11/09/23)
	6	Jamarques Lawrence vs Lindenwood (11/06/23)
	6	Brice Williams vs Lindenwood (11/06/23)
3-Pt FG Pct (min 2 made)	.667 (2-3)	Brice Williams vs Stony Brook (11/15/23)
	.600 (3-5)	C.J. Wilcher vs Rider (11/13/23)
Free Throws Made	7	Brice Williams vs Florida A&M (11/09/23)
	6	Rienk Mast vs Florida A&M (11/09/23)
Free Throw Att.	8	Eli Rice vs Florida A&M (11/09/23)
	7	Brice Williams vs Florida A&M (11/09/23)
FT Pct (min 4 made)	1.000 (7-7)	Brice Williams vs Florida A&M (11/09/23)
	1.000 (6-6)	Rienk Mast vs Florida A&M (11/09/23)
Rebounds	16	Rienk Mast vs Florida A&M (11/09/23)
	13	Rienk Mast vs Rider (11/13/23)
Assists	5	Rienk Mast vs Stony Brook (11/15/23)
	4	Brice Williams vs Stony Brook (11/15/23)
	4	Jamarques Lawrence vs Stony Brook (11/15/23)
	4	Jamarques Lawrence vs Florida A&M (11/09/23)
	4	Jarron Coleman vs Lindenwood (11/06/23)
Steals	4	Sam Hoiberg vs Florida A&M (11/09/23)
	3	Jamarques Lawrence vs Florida A&M (11/09/23)
Blocked Shots	2	C.J. Wilcher vs Lindenwood (11/06/23)
Turnovers	4	Jamarques Lawrence vs Florida A&M (11/09/23)
	3	Jamarques Lawrence vs Stony Brook (11/15/23)
	3	Brice Williams vs Stony Brook (11/15/23)
	3	Josiah Allick vs Rider (11/13/23)
	3	C.J. Wilcher vs Rider (11/13/23)
	3	Matar Diop vs Florida A&M (11/09/23)
	3	Jarron Coleman vs Florida A&M (11/09/23)
Fouls	4	Matar Diop vs Florida A&M (11/09/23)
	4	C.J. Wilcher vs Florida A&M (11/09/23)
Minutes	31	Josiah Allick vs Rider (11/13/23)
	29	Josiah Allick vs Florida A&M (11/09/23)
	28	Brice Williams vs Rider (11/13/23)
	28	Rienk Mast vs Florida A&M (11/09/23)

2023-24 OPPONENT INDIVIDUAL GAME HIGHS

Points	18	Corey McKeithan vs Rider (11/13/23)
	15	Jared Frey vs Stony Brook (11/15/23)
Field Goals Made	6	Jared Frey vs Stony Brook (11/15/23)
	6	Dean Noll vs Stony Brook (11/15/23)
	6	Corey McKeithan vs Rider (11/13/23)
Field Goal Att.	20	K'Jei Parker vs Florida A&M (11/09/23)
	16	Keenon Cole vs Lindenwood (11/06/23)
FG Pct (min 5 made)	.429 (6-14)	Jared Frey vs Stony Brook (11/15/23)
	.429 (6-14)	Dean Noll vs Stony Brook (11/15/23)
	.429 (6-14)	Corey McKeithan vs Rider (11/13/23)
3-Point FG Made	3	Jared Frey vs Stony Brook (11/15/23)
	2	Dean Noll vs Stony Brook (11/15/23)
	2	Corey McKeithan vs Rider (11/13/23)
	2	Mervin James vs Rider (11/13/23)
	2	Morrell Schramm vs Florida A&M (11/09/23)
	2	Jeremiah Talton vs Lindenwood (11/06/23)
3-Point FG Att.	8	Jared Frey vs Stony Brook (11/15/23)
	8	Allen Powell vs Rider (11/13/23)
3-Pt FG Pct (min 2 made)	.667 (2-3)	Mervin James vs Rider (11/13/23)
	.500 (2-4)	Morrell Schramm vs Florida A&M (11/09/23)
Free Throws Made	4	Corey McKeithan vs Rider (11/13/23)
	4	Keenon Cole vs Lindenwood (11/06/23)
Free Throw Att.	5	Corey McKeithan vs Rider (11/13/23)
	4	Keenan Fitzmorris vs Stony Brook (11/15/23)
	4	Roderick Coffee III vs Florida A&M (11/09/23)
	4	Keenon Cole vs Lindenwood (11/06/23)
FT Pct (min 4 made)	1.000 (4-4)	Keenon Cole vs Lindenwood (11/06/23)
	.800 (4-5)	Corey McKeithan vs Rider (11/13/23)
Rebounds	8	Chris Maidoh vs Stony Brook (11/15/23)
	8	Tariq Ingraham vs Rider (11/13/23)
Assists	3	Allen Powell vs Rider (11/13/23)
	3	K'Jei Parker vs Florida A&M (11/09/23)
Steals	3	Jared Frey vs Stony Brook (11/15/23)
	3	Dean Noll vs Stony Brook (11/15/23)
	3	Tariq Ingraham vs Rider (11/13/23)
Blocked Shots	3	JT Langston Jr. vs Rider (11/13/23)
	2	Hantz Louis-Jeune vs Florida A&M (11/09/23)
Turnovers	4	Corey McKeithan vs Rider (11/13/23)
	3	Shannon Grant vs Florida A&M (11/09/23)
	3	Keenon Cole vs Lindenwood (11/06/23)
Fouls	5	Mervin James vs Rider (11/13/23)
	5	Shannon Grant vs Florida A&M (11/09/23)
	5	Chase Barrs vs Florida A&M (11/09/23)

2023-24 HUSKER LINEUPS

No.	Starting Lineup	Record
1.	Allick, Lawrence, Mast, Wilcher, Williams	2-0
2.	Allick, Lawrence, Mast, Tominaga, Williams	2-0

2023-24 GAME RECAPS

Date	Opponent	Result	Record (B1G)	Attend.	Nebraska Individual Leaders			
					Points	Rebounds	Assists	Steals
11/6	Lindenwood	W, 84-52	1-0 (0-0)	13,478	Hoiberg (15)	Allick (8)	Coleman (4)	Allick (2)
11/9	Florida A&M	W, 81-54	2-0 (0-0)	13,766	Mast (20)	Mast (16)	Lawrence (4)	Hoiberg (4)
11/13	Rider	W, 64-50	3-0 (0-0)	13,478	Wilcher (13)	Mast (13)	Williams (3)	Lawrence (2)
11/15	Stony Brook	W, 84-63	4-0 (0-0)	13,614	Gary (19)	Williams (9)	Mast (5)	Tominaga (2)

THE LAST TIME...

	Nebraska...	A Nebraska Opponent...
Scored 100 or more points.....	100; at NC State, 12/1/21	102; Michigan, 12/7/21
Scored 90 or more points.....	93; at Penn State, 12/27/22	92; at Michigan, 2/9/23
Scored 41 to 50 points.....	50; Illinois, 1/10/23	50, Rider, 11/13/23
Scored 40 or fewer points.....	38; at Oregon, 12/15/12	38; Southwest Minnesota State, 12/28/18
Shot 70% from the field.....	.723; vs. UNC Wilmington 12/5/97 (34-47)	.723; Kansas, 2/2/85 (34-47)
Shot 60% from the field.....	.616; vs. Boston College, 11/30/22 (32-52)	.630; Michigan, 3/5/17 (34-54)
Shot 90% from the free throw line (Min 10 attempts).....	.909; vs. Southwest Minnesota State, 12/28/18 (10-11)	1.000; Minnesota, 2/25/23 (11-11)
Made 10, 3-Point Field Goals.....	10; vs. Florida A&M, 11/9/2023 (10-28)	10, vs. Minnesota, 3/8/23 (10-24)
Had 60 rebounds.....	60; vs. Oral Roberts, 12/22/99	70; at NC State, 12/1/21
Had 50 rebounds.....	55; vs. Florida A&M, 11/9/2023	52; at St. John's, 11/17/22
Had 30 assists.....	35, vs. Northeastern Illinois, 12/21/94	32; at Minnesota, 3/8/20
Had 15 steals.....	16, vs. McNeese State, 11/25/20	16; at Creighton, 12/11/2020
Had 10 blocked shots.....	14; at Northwestern, 1/2/18	11; at NC State, 12/1/21
Had 10 or fewer turnovers.....	9; vs. Lindenwood, 11/6/2023	9; Stony Brook, 11/15/23
Had 20 or more turnovers.....	20; vs. Memphis, 11/25/00	21; Kennesaw State, 12/22/21
Had three players with 20 points.....	vs. Iowa, 3/10/19	Michigan, 1/14/17
.....	(Palmer Jr. 27; Watson Jr. 23; Roby 23)	(Wagner 23, Irvin 21, Walton 20)
Had three players with 10 rebounds.....	vs. Texas Tech, 1/19/00	at Kansas, 1/9/02
.....	(Bradford 16, Ffriend 12, Truscott 11)	(Collision 13, Gooden 12, Simien 10)
Had five players reach double-figure points.....	vs. Lindenwood, 11/6/2023	Minnesota, 2/25/23
.....	(Hoiberg-15; Williams-13; Mast-13; Wilcher-13; Allick-11)	(Cooper-12; Battle-12; Garcia-11; Henley-11; Payne-10)
Had a player score 40 points.....	41; Teddy Allen vs. Penn State 2/23/21	41; Marcus Carr, Minnesota, 2/27/21
Had a player score 30 points.....	30; Keisei Tominaga vs. Penn State, 2/5/23	37. Keegan Murray, Iowa, 2/13/22
Had a player grab 15 rebounds.....	16; Rienk Mast vs. Florida A&M, 11/9/2023	16; Julian Reece, Maryland, 2/19/23
Had a player dish out 10 assists.....	12; Alonzo Verge Jr. at Ohio State, 3/1/22	12; Te'lon Cooper, vs. Minnesota, 3/8/23
Had a player collect five steals.....	5; Sam Griesel, at Penn State, 1/21/23	6; Jamhir Young, at Maryland, 1/28/23
Had a player block five shots.....	5; Isaiah Roby vs. Maryland, 2/6/18	7; Zach Edey, Purdue, 12/10/2022
Had a player with a triple double.....	13 pt/11 reb/10 asst.; Dalano Banton vs. Doane, 12/17/20	12 pt/11 reb./10 asst.; Trayce Jackson-Davis, Indiana, 12/7/22

SPECIALITY STATS

MISC. REVIEW

Nebraska Record When:	All (W)	All(L)	H(W)	H(L)	A (W)	A (L)						
Ahead at Halftime	4	0	4	0	0	0	Rebounds are Even	0	0	0	0	0
Behind at Halftime	0	0	0	0	0	0	Committing More TOs than Opp	2	0	2	0	0
Tied at Halftime	0	0	0	0	0	0	Committing Fewer TOs than Opp	1	0	1	0	0
Bench Outscores Opponent's	4	0	4	0	0	0	Turnovers are Even	1	0	1	0	0
Opponent Bench Outscores NU	0	0	0	0	0	0	Leading with 5:00 left	4	0	4	0	0
Bench scoring is even	0	0	0	0	0	0	Trailing with 5:00 left	0	0	0	0	0
Shooting 50% or Better	1	0	1	0	0	0	Tied with 5:00 left	0	0	0	0	0
Shooting Under 50%	3	0	3	0	0	0	In Overtime	0	0	0	0	0
Opp. Shoots 50% or Better	0	0	0	0	0	0	Scoring 80 or more points	3	0	3	0	0
Opp. Shoots Under 50%	4	0	4	0	0	0	Scoring 61 to 79 points	1	0	1	0	0
Outshooting Opponent (pct.)	4	0	4	0	0	0	Scoring 60 or fewer points	0	0	0	0	0
Outshot by Opponent (pct.)	0	0	0	0	0	0	Allowing 80 or more points	0	0	0	0	0
Shooting is even	0	0	0	0	0	0	Allowing 61 to 79 points	1	0	1	0	0
Outrebounding Opponent	4	0	4	0	0	0	Allowing 60 or fewer points	3	0	3	0	0
Outrebounded by Opponent	0	0	0	0	0	0						

MISC. TOTALS

Biggest margin of victory	32, Lindenwood (11/6)	Largest halftime lead surrendered in loss	NA
Biggest margin of defeat	NA	Largest lead at any time	36, Lindenwood (11/6)
Largest deficit overcome in win.....	2, Lindenwood (11/6); Stony Brook (11/15)	Largest deficit at any time	2, Lindenwood (11/6)
Largest halftime deficit overcome in win	NA	Largest runs without opponent scoring	17-0 vs. Rider (10:19-1:30, 2nd)
Largest lead surrendered in loss.....	NA	Largest opponent run without NU scoring.....	8-0 Rider (12:34-10:19, 2nd); 8-0 Stony Brook (13:02-10:530, 2nd)

SPECIALITY STATS

Opponent	NU-Opp Paint	NU-Opp off TO	NU-Opp 2nd Ch.	NU-Opp Bench	Largest Lead	Largest Deficit	Tip	1st Sub(s)
Lindenwood	32-32	8-4	11-9	27-21	36 (2nd, 5:34)	2 (1st, 19:36)	L	Hoiberg
Florida A&M	24-26	11-9	18-9	30-24	29 (2nd, 12:39)	1 (1st, 15:38)	L	Hoiberg, Coleman, Rice
Rider	18-16	9-4	13-10	26-14	17 (2nd, 1:44)	-	W	Hoiberg, Coleman
Stony Brook	42-18	7-19	12-9	29-14	23 (2nd, 1:47)	2 (1st, 17:59)	W	Gary

2023-24 BOXSCORES

NEBRASKA 84, LINDENWOOD 52



Official Basketball Box Score - Final
Lindenwood at Nebraska
11/02/23 Pinnacle Bank Arena, Lincoln
Nebraska vs. Lindenwood

Game Time: 7:01 PM
Game Duration: 1:49
Attendance: 13,478

Officials: Tim Connor, Andy O'Brien, Mason Siler

Lindenwood - 52

Record: 0-1

NO. Name	Min	FG	3P	FT	Rebounds	Fouls	TP	AS	TO	ST	Blocks	BA	BA	+
		M/A	M/A	M/A	OR DR TOT	PF					BS	BA	BA	
0 David Ware	19:42	0-3	0-1	0-0	2 5 7	2 1	0	0	0	2	0	1	1	-14
5 Jaylon McDaniel	22:27	3-7	0-0	0-3	1 5 6	4 2	6	0	2	0	1	1	1	-19
24 Keenon Cole	31:26	5-16	0-1	4-4	2 2 4	2 3	14	0	3	0	0	2	2	-31
15 Nathan Johnson Jr.	25:45	2-5	0-1	1 1 2	1 1 1	1 1	5	0	2	1	0	0	0	-25
25 Darius Beane	G 20:24	3-8	0-0	0-1	2 2 4	4 2	6	0	1	0	0	0	0	-10
3 Tommie Williams	19:35	1-5	0-0	0-0	1 2 3	2 1	2	2	2	0	0	0	0	-9
23 Jeremiah Talton	20:00	4-11	2-5	0-0	1 2 3	1 0	10	0	0	1	0	0	0	-25
1 Colin Ruffin	20:14	4-8	1-3	0-0	0 5 5	3 1	9	0	0	0	0	0	0	-20
22 Isaac Ondekane	10:07	0-0	0-0	0-0	0 1 1	0 0	0	0	0	0	1	0	0	-13
11 Amoro Lado	10:20	0-5	0-4	0-0	0 0 0	2 1	0	0	0	1	0	0	0	-5
Team					3 2 5	0	0	1						
Totals	22:66	3-16	5-9	13 27 40	21 12	52	2	12	4	2	7	3	2	-32

Shooting By Period

1st FG%	10-33 30.3%
3PT%	1-5 20.0%
FT%	3-3 100%
2nd FG%	12-35 34.3%
3PT%	2-11 18.2%
FT%	2-6 33.3%
GM FG%	22-68 32.4%
3PT%	3-16 18.8%
FT%	5-9 55.6%

Dead Ball Rebounds: 1, 0

Technical Fouls: NONE

Nebraska - 84

Record: 1-0

NO. Name	Min	FG	3P	FT	Rebounds	Fouls	TP	AS	TO	ST	Blocks	BA	BA	+
		M/A	M/A	M/A	OR DR TOT	PF					BS	BA	BA	
51 Rienk Mast	F 25:18	5-7	1-3	2-3	1 5 6	1 3	13	3	2	0	0	0	0	11
53 Josiah Allick	F 23:30	4-5	1-1	2-2	2 6 8	1 4	11	2	0	0	1	0	0	34
0 C.J. Wilcher	G 22:08	4-8	2-5	3-4	0 1 1	0 2	13	2	0	0	2	0	0	26
3 Brice Williams	G 23:15	4-11	2-6	3-4	0 1 1	1 2	13	2	1	0	1	1	1	30
10 Jamarques Lawrence	G 18:22	2-8	2-6	1-2	2 4 6	3 1	7	1	2	0	0	0	0	16
1 Sam Holberg	25:14	5-7	2-4	3-5	0 5 5	1 3	15	2	0	1	1	0	0	14
9 Jarron Coleman	19:47	1-3	1-2	2-2	0 6 6	1 2	5	4	2	1	0	0	0	19
11 Eli Rice	19:08	0-3	0-2	2-4	2 3 5	2 2	2	1	2	0	1	1	1	3
31 Cale Jacobsen	11:07	0-0	0-0	0-0	0 1 1	1 0	0	1	0	0	1	0	0	1
21 Matar Diop	05:34	1-2	0-1	1-2	0 1 1	1 1	3	0	0	0	0	0	0	-3
24 Jeff Grace	04:00	1-2	0-0	0-0	0 0 0	1 1	2	1	0	0	0	0	0	-3
35 Henry Burt	02:37	0-0	0-0	0-0	0 0 0	0 0	0	0	0	0	0	0	0	-4
Team					1 3 4	0	0	0						
Totals	27:56	11-30	19-29	8 36 44	12 21 84	19 9	5	7	2	3	2	3	2	32

Shooting By Period

1st FG%	17-30 56.7%
3PT%	9-19 47.4%
FT%	9-11 81.8%
2nd FG%	10-26 38.5%
3PT%	2-11 18.2%
FT%	11-18 61.1%
GM FG%	27-56 48.2%
3PT%	11-30 36.7%
FT%	19-29 65.5%

Dead Ball Rebounds: 4, 0

Technical Fouls: NONE

Biggest lead

LWU	NEB
2 (1st 19:36)	36 (2nd 5:34)

Points from

LWU	NEB
Turnovers	4 8
Paint	32 32
Second Chance	9 11
Fast Breaks	8 4
Bench	21 27

Period by Period Scoring

	1st	2nd	TOT
LWU	24	28	52
NEB	51	33	84

Best Scoring Run

LWU	NEB
7 (2nd 14:37)	10 (1st 4:27)

Lead Changes

LWU	NEB
1	0

Times Tied

LWU	NEB
0	0

Time with Lead

LWU	NEB
00:23	39:13

NEBRASKA 81, FLORIDA A&M 54



Official Basketball Box Score - Final
Stony Brook at Nebraska
11/02/23 Pinnacle Bank Arena, Lincoln
Nebraska vs. Stony Brook

Game Time: 7:01 PM
Game Duration: 1:50
Attendance: 13,634

Officials: Kelly Pfeifer, Tarq Lewis, Jourdan Love

Stony Brook - 63

Record: 1-3

NO. Name	Min	FG	3P	FT	Rebounds	Fouls	TP	AS	TO	ST	Blocks	BA	BA	+
		M/A	M/A	M/A	OR DR TOT	PF					BS	BA	BA	
5 Keith Lamar	F 22:51	2-8	0-1	1-2	1 2 3	3 2	5	2	1	1	0	0	0	-18
13 Shannon Grant	F 19:48	2-3	0-0	0-0	0 0 0	3 3	5	1	4	0	0	0	0	-10
2 Jordan Chatman	G 10:11	0-3	0-1	0-0	0 0 0	0 0	4	0	0	0	0	0	0	-7
4 Hantz Louis-Jeune	G 18:32	3-7	1-3	1-2	0 5 5	3 2	8	0	0	1	2	2	2	-21
12 K'Jel Parker	G 35:54	5-20	1-6	2-2	1 5 6	1 3	13	3	2	0	0	0	0	-25
11 Roderick Coffee III	20:38	0-6	0-4	2-4	1 1 2	1 3	2	2	1	0	0	0	0	-4
24 J'Derryn Eatmon	18:21	3-7	0-0	2-2	3 1 4	2 3	8	0	2	1	1	1	1	-15
10 Chase Barrs	15:08	0-1	0-0	1-2	3 1 4	5 1	1	1	1	0	0	0	0	-10
23 Miles Hall	13:40	1-3	0-0	1-2	0 3 3	0 1	3	1	0	1	0	0	0	-14
3 Morrell Schramm	22:05	4-7	2-4	0-1	1 2 3	2 1	10	1	2	1	0	0	0	-8
34 Richard Mathews	01:52	0-1	0-1	0-0	0 0 0	0 0	0	0	0	0	0	0	0	-3
Team					1 1 2	0	0	1						
Totals	20:66	4-20	10-17	11 24 35	26 17	54	10	14	8	3	5	2	2	-27

Shooting By Period

1st FG%	9-31 29.0%
3PT%	2-9 22.2%
FT%	5-6 83.3%
2nd FG%	11-35 31.4%
3PT%	2-11 18.2%
FT%	5-11 45.5%
GM FG%	20-66 30.3%
3PT%	4-20 20.0%
FT%	10-17 58.8%

Dead Ball Rebounds: 3, 0

Technical Fouls: NONE

Nebraska - 81

Record: 2-0

NO. Name	Min	FG	3P	FT	Rebounds	Fouls	TP	AS	TO	ST	Blocks	BA	BA	+
		M/A	M/A	M/A	OR DR TOT	PF					BS	BA	BA	
51 Rienk Mast	F 27:21	6-14	2-5	6-6	5 11 16	2 4	20	2	2	0	0	0	0	26
53 Josiah Allick	F 28:38	1-3	0-0	3-4	3 2 5	1 4	5	0	0	0	0	0	0	27
0 C.J. Wilcher	G 19:51	2-6	1-4	1-2	0 1 1	4 1	6	2	0	0	1	1	1	19
3 Brice Williams	G 22:19	3-9	2-4	7-7	2 4 6	3 4	15	2	1	0	1	1	1	20
10 Jamarques Lawrence	G 24:40	2-6	0-3	1-2	0 5 5	1 1	5	4	4	3	0	0	0	10
1 Sam Holberg	22:37	1-3	1-3	0-0	1 2 3	1 2	3	1	2	4	0	0	0	14
9 Jarron Coleman	17:54	1-3	1-3	1-3	0 3 3	0 3	4	3	3	0	1	0	1	11
11 Eli Rice	22:18	4-9	3-6	5-8	0 4 4	1 5	16	0	0	0	0	0	0	11
21 Matar Diop	05:17	0-0	0-0	0-0	0 1 1	4 0	0	0	0	0	0	0	0	-6
31 Cale Jacobsen	05:05	1-1	0-0	1-2	0 0 0	0 1	3	1	1	0	0	0	0	0
24 Jeff Grace	02:20	1-1	0-0	0-0	0 1 0	0 0	2	0	0	0	0	0	0	1
35 Henry Burt	01:40	1-1	0-0	0-2	0 1 1	0 1	2	0	0	0	0	0	0	2
Team					4 5 9	0	0	0						
Totals	23:56	10-28	25-36	16 39 55	17 26	81	15	18	7	5	3	2	2	27

Shooting By Period

1st FG%	14-33 42.4%
3PT%	5-14 35.7%
FT%	7-10 70%
2nd FG%	9-23 39.1%
3PT%	4-14 28.6%
FT%	18-26 69.2%
GM FG%	23-56 41.1%
3PT%	10-28 35.7%
FT%	25-36 69.4%

Dead Ball Rebounds: 4, 0

Technical Fouls: NONE

Biggest lead

FAMU	NEB
1 (1st 15:38)	29 (2nd 12:39)

Points from

FAMU	NEB
Turnovers	9 11
Paint	26 24
Second Chance	9 18
Fast Breaks	3 9
Bench	24 30

Period by Period Scoring

	1st	2nd	TOT
FAMU	25	29	54
NEB	41	40	81

Best Scoring Run

FAMU	NEB
5 (2nd 10:54)	12 (1st 12:12)

Lead Changes

FAMU	NEB
2	0

Times Tied

FAMU	NEB
0	0



**Nebraska Men's Basketball
Individual Career Summaries
All games**

ALLICK, Josiah

SEASON	TEAM	GP-GS	MIN/AVG	Field Goals		3-Point		F-Throws		Rebounds				Scoring						
				FG-FGA	FG%	3FG-3FGA	3FG%	FT-FTA	FT%	OFF	DEF	TOT	AVG	PF-FO	A	TO	BLK	STL	PTS	AVG
2019-20	KC	30-12	490/16.3	59-118	.500	8-31	.258	44-67	.657	37	81	118	3.9	91-3	10	31	18	16	170	5.7
2020-21	KC	22-22	592/26.9	133-232	.573	16-45	.356	48-74	.649	41	91	132	6.0	66-5	27	44	7	20	330	15.0
2021-22	KC	17-16	461/27.1	82-149	.550	13-36	.361	42-56	.750	23	81	104	6.1	53-2	19	39	8	9	219	12.9
2022-23	UNM	34-34	1086/31.9	113-203	.557	6-38	.158	54-81	.667	89	159	248	7.3	95-1	48	53	28	17	286	8.4
2023-24	Nebr	4-4	107/26.7	8-16	.500	1-3	.333	9-12	.750	13	13	26	6.5	4-0	3	5	2	2	26	6.5
TOTAL FOR Nebr		4-4	107/26.7	8-16	.500	1-3	.333	9-12	.750	13	13	26	6.5	4-0	3	5	2	2	26	6.5
TOTAL		107-88	2736/25.6	395-718	.550	44-153	.288	197-290	.679	203	425	628	5.9	309-11	107	172	63	64	1031	9.6

Single Game Highs

Statistic	Value	
Points	29	vs Greenville 11/27/20
Rebounds	18	vs Boise St. 01/20/23
Assists	5	vs Omaha 02/13/21, vs Morehead St. 11/27/21
Steals	3	vs South Dakota 02/24/22
Blocks	3	vs UTSA 12/10/22, vs Utah St. 03/09/23
FG Made	12	vs Greenville 11/27/20
FG Attempts	17	vs Morehead St. 11/27/21
3FG Made	3	vs South Dakota 01/08/21
3FG Attempts	7	vs South Dakota 01/08/21, vs Morehead St. 11/27/21
FT Made	8	vs Kansas Christian 11/17/21
FT Attempts	9	vs South Dakota 01/09/21, vs Omaha 02/13/21

BURT, Henry

SEASON	TEAM	GP-GS	MIN/AVG	Field Goals		3-Point		F-Throws		Rebounds				Scoring						
				FG-FGA	FG%	3FG-3FGA	3FG%	FT-FTA	FT%	OFF	DEF	TOT	AVG	PF-FO	A	TO	BLK	STL	PTS	AVG
2023-24	Nebr	3-0	5/1.7	1-1	1.000	0-0	.000	0-2	.000	0	2	2	0.7	0-0	0	0	0	0	2	0.7
TOTAL		3-0	5/1.7	1-1	1.000	0-0	.000	0-2	.000	0	2	2	0.7	0-0	0	0	0	0	2	0.7

Single Game Highs

Statistic	Value	
Points	2	vs Florida A&M 11/09/23
Rebounds	1	vs Florida A&M 11/09/23, vs Stony Brook 11/15/23
FG Made	1	vs Florida A&M 11/09/23
FG Attempts	1	vs Florida A&M 11/09/23
FT Attempts	2	vs Florida A&M 11/09/23



**Nebraska Men's Basketball
Individual Career Summaries
All games**

COLEMAN, Jarron

SEASON	TEAM	GP-GS	MIN/AVG	Field Goals		3-Point		F-Throws		Rebounds				Scoring						
				FG-FGA	FG%	3FG-3FGA	3FG%	FT-FTA	FT%	OFF	DEF	TOT	AVG	PF-FO	A	TO	BLK	STL	PTS	AVG
2019-20	BSU	31-25	791/25.5	109-239	.456	26-80	.325	44-67	.657	25	123	148	4.8	56-1	91	83	8	27	288	9.3
2020-21	BSU	13-10	351/27.0	62-130	.477	31-73	.425	25-32	.781	15	53	68	5.2	25-0	42	41	6	9	180	13.8
2021-22	MIZ	31-21	888/28.6	97-269	.361	46-152	.303	27-42	.643	15	90	105	3.4	64-2	86	85	7	28	267	8.6
2022-23	BSU	30-30	1026/34.2	143-380	.376	68-193	.352	76-98	.776	17	129	146	4.9	76-1	115	75	10	40	430	14.3
2023-24	Nebr	4-0	67/16.8	4-13	.308	2-9	.222	6-9	.667	0	13	13	3.3	3-0	11	7	1	1	16	4.0
TOTAL FOR Nebr		4-0	67/16.8	4-13	.308	2-9	.222	6-9	.667	0	13	13	3.3	3-0	11	7	1	1	16	4.0
TOTAL		109-86	3122/28.6	415-1031	.403	173-507	.341	178-248	.718	72	408	480	4.4	224-4	345	291	32	105	1181	10.8

Single Game Highs

Statistic	Value	
Points	33	vs Toledo 03/11/21
Rebounds	13	at Ole Miss 01/18/22
Assists	8	4 times
Steals	4	vs Vermont 11/25/22, vs Western Mich. 01/17/23
Blocks	2	at Kent St. 02/04/20, vs Ind.-South Bend 11/19/22, vs Evansville 12/10/22
FG Made	12	vs Toledo 03/11/21
FG Attempts	21	vs Toledo 03/11/21, vs Buffalo 01/24/23
3FG Made	7	at Indiana St. 11/12/22, vs Buffalo 01/24/23
3FG Attempts	11	vs Alabama 01/08/22, at Indiana St. 11/12/22, vs Eastern Mich. 02/03/23
FT Made	9	vs Kent St. 02/21/23
FT Attempts	10	vs Kent St. 02/21/23

DIOP, Matar

SEASON	TEAM	GP-GS	MIN/AVG	Field Goals		3-Point		F-Throws		Rebounds				Scoring						
				FG-FGA	FG%	3FG-3FGA	3FG%	FT-FTA	FT%	OFF	DEF	TOT	AVG	PF-FO	A	TO	BLK	STL	PTS	AVG
2023-24	Nebr	3-0	13/4.2	1-2	.500	0-1	.000	3-4	.750	0	3	3	1.0	5-0	0	4	2	0	5	1.7
TOTAL		3-0	13/4.2	1-2	.500	0-1	.000	3-4	.750	0	3	3	1.0	5-0	0	4	2	0	5	1.7

Single Game Highs

Statistic	Value	
Points	3	vs Lindenwood 11/06/23
Rebounds	1	vs Lindenwood 11/06/23, vs Florida A&M 11/09/23, vs Stony Brook 11/15/23
Blocks	1	vs Lindenwood 11/06/23, vs Florida A&M 11/09/23
FG Made	1	vs Lindenwood 11/06/23
FG Attempts	2	vs Lindenwood 11/06/23
3FG Attempts	1	vs Lindenwood 11/06/23
FT Made	2	vs Stony Brook 11/15/23
FT Attempts	2	vs Lindenwood 11/06/23, vs Stony Brook 11/15/23



**Nebraska Men's Basketball
Individual Career Summaries
All games**

GARY, Juwan

SEASON	TEAM	GP-GS	MIN/AVG	Field Goals		3-Point		F-Throws		Rebounds				Scoring						
				FG-FGA	FG%	3FG-3FGA	3FG%	FT-FTA	FT%	OFF	DEF	TOT	AVG	PF-FO	A	TO	BLK	STL	PTS	AVG
2020-21	Bama	30-2	284/9.5	48-89	.539	1-9	.111	18-34	.529	40	45	85	2.8	40-1	5	13	12	14	115	3.8
2021-22	Bama	29-16	450/15.5	73-142	.514	9-41	.220	33-54	.611	49	50	99	3.4	61-1	9	18	16	17	188	6.5
2022-23	Nebr	17-17	502/29.6	64-147	.435	15-57	.263	18-29	.621	35	75	110	6.5	32-0	14	15	9	24	161	9.5
2023-24	Nebr	1-0	23/23.3	8-11	.727	2-4	.500	1-4	.250	2	5	7	7.0	0-0	0	0	0	0	19	19.0
TOTAL FOR Nebr		18-17	526/29.2	72-158	.456	17-61	.279	19-33	.576	37	80	117	6.5	32-0	14	15	9	24	180	10.0
TOTAL		77-35	1259/16.4	193-389	.496	27-111	.243	70-121	.579	126	175	301	3.9	133-2	28	46	37	55	483	6.3

Single Game Highs

Statistic	Value	
Points	19	vs Houston 12/11/21, at Florida 01/05/22, vs Stony Brook 11/15/23
Rebounds	11	vs Maine 11/07/22, at St. John's (NY) 11/17/22, at Kansas St. 12/17/22
Assists	3	vs Florida St. 11/27/22
Steals	4	at Kansas St. 12/17/22
Blocks	3	vs Arkansas 01/16/21, vs Notre Dame 03/18/22
FG Made	8	vs Stony Brook 11/15/23
FG Attempts	15	vs Maine 11/07/22
3FG Made	3	vs Davidson 12/21/21
3FG Attempts	7	vs Memphis 11/25/22
FT Made	6	vs Houston 12/11/21
FT Attempts	9	vs Houston 12/11/21

GRACE, Jeff

SEASON	TEAM	GP-GS	MIN/AVG	Field Goals		3-Point		F-Throws		Rebounds				Scoring						
				FG-FGA	FG%	3FG-3FGA	3FG%	FT-FTA	FT%	OFF	DEF	TOT	AVG	PF-FO	A	TO	BLK	STL	PTS	AVG
2022-23	Nebr	11-0	12/1.1	1-2	.500	0-1	.000	2-4	.500	2	1	3	0.3	0-0	1	2	0	1	4	0.4
2023-24	Nebr	3-0	8/2.7	2-3	.667	0-0	.000	0-1	.000	1	0	1	0.3	0-0	1	0	0	0	4	1.3
TOTAL		14-0	20/1.4	3-5	.600	0-1	.000	2-5	.400	3	1	4	0.3	0-0	2	2	0	1	8	0.6

Single Game Highs

Statistic	Value	
Points	2	4 times
Rebounds	1	4 times
Assists	1	vs Boston College 11/30/22, vs Lindenwood 11/06/23
Steals	1	at Maryland 01/28/23
FG Made	1	vs Ark.-Pine Bluff 11/20/22, vs Lindenwood 11/06/23, vs Florida A&M 11/09/23
FG Attempts	2	vs Lindenwood 11/06/23
3FG Attempts	1	vs Omaha 11/10/22
FT Made	2	at Michigan 02/08/23
FT Attempts	2	at Maryland 01/28/23, at Michigan 02/08/23



**Nebraska Men's Basketball
Individual Career Summaries
All games**

HOIBERG, Sam

				Field Goals		3-Point		F-Throws		Rebounds									Scoring	
SEASON	TEAM	GP-GS	MIN/AVG	FG-FGA	FG%	3FG-3FGA	3FG%	FT-FTA	FT%	OFF	DEF	TOT	AVG	PF-FO	A	TO	BLK	STL	PTS	AVG
2022-23	Nebr	21-1	267/12.7	27-49	.551	9-22	.409	23-28	.821	8	30	38	1.8	19-0	7	8	1	13	86	4.1
2023-24	Nebr	4-0	83/20.6	9-16	.563	4-11	.364	5-7	.714	3	9	12	3.0	7-0	5	4	1	5	27	6.8
TOTAL		25-1	350/14.0	36-65	.554	13-33	.394	28-35	.800	11	39	50	2.0	26-0	12	12	2	18	113	4.5

Single Game Highs

Statistic	Value	
Points	15	at Maryland 01/28/23, vs Lindenwood 11/06/23
Rebounds	6	vs Northwestern 01/25/23, vs Maryland 02/19/23, vs Minnesota 02/25/23
Assists	2	vs Lindenwood 11/06/23
Steals	4	vs Florida A&M 11/09/23
Blocks	1	at Rutgers 02/14/23, vs Lindenwood 11/06/23
FG Made	6	at Maryland 01/28/23
FG Attempts	8	at Maryland 01/28/23
3FG Made	3	at Maryland 01/28/23
3FG Attempts	4	vs Lindenwood 11/06/23
FT Made	5	vs Minnesota 02/25/23, vs Michigan St. 02/28/23
FT Attempts	6	vs Michigan St. 02/28/23

JACOBSEN, Cale

				Field Goals		3-Point		F-Throws		Rebounds									Scoring	
SEASON	TEAM	GP-GS	MIN/AVG	FG-FGA	FG%	3FG-3FGA	3FG%	FT-FTA	FT%	OFF	DEF	TOT	AVG	PF-FO	A	TO	BLK	STL	PTS	AVG
2023-24	Nebr	3-0	18/6.0	1-1	1.000	0-0	.000	1-2	.500	0	1	1	0.3	1-0	2	1	0	1	3	1.0
TOTAL		3-0	18/6.0	1-1	1.000	0-0	.000	1-2	.500	0	1	1	0.3	1-0	2	1	0	1	3	1.0

Single Game Highs

Statistic	Value	
Points	3	vs Florida A&M 11/09/23
Rebounds	1	vs Lindenwood 11/06/23
Assists	1	vs Lindenwood 11/06/23, vs Florida A&M 11/09/23
Steals	1	vs Lindenwood 11/06/23
FG Made	1	vs Florida A&M 11/09/23
FG Attempts	1	vs Florida A&M 11/09/23
FT Made	1	vs Florida A&M 11/09/23
FT Attempts	2	vs Florida A&M 11/09/23



**Nebraska Men's Basketball
Individual Career Summaries
All games**

KEITA, Blaise

				Field Goals		3-Point		F-Throws		Rebounds								Scoring		
SEASON	TEAM	GP-GS	MIN/AVG	FG-FGA	FG%	3FG-3FGA	3FG%	FT-FTA	FT%	OFF	DEF	TOT	AVG	PF-FO	A	TO	BLK	STL	PTS	AVG
2022-23	Nebr	21-5	212/10.1	18-35	.514	0-0	.000	6-17	.353	22	52	74	3.5	22-0	11	10	5	5	42	2.0
TOTAL		21-5	212/10.1	18-35	.514	0-0	.000	6-17	.353	22	52	74	3.5	22-0	11	10	5	5	42	2.0

Single Game Highs

Statistic	Value	
Points	14	vs Ark.-Pine Bluff 11/20/22
Rebounds	12	vs Omaha 11/10/22
Assists	2	vs Ark.-Pine Bluff 11/20/22, vs Oklahoma 11/24/22, vs Boston College 11/30/22
Steals	2	vs Wisconsin 02/11/23
Blocks	2	vs Oklahoma 11/24/22
FG Made	6	vs Ark.-Pine Bluff 11/20/22
FG Attempts	7	vs Ark.-Pine Bluff 11/20/22
FT Made	2	vs Ark.-Pine Bluff 11/20/22
FT Attempts	5	vs Ark.-Pine Bluff 11/20/22

LAWRENCE, Jamarques

				Field Goals		3-Point		F-Throws		Rebounds								Scoring		
SEASON	TEAM	GP-GS	MIN/AVG	FG-FGA	FG%	3FG-3FGA	3FG%	FT-FTA	FT%	OFF	DEF	TOT	AVG	PF-FO	A	TO	BLK	STL	PTS	AVG
2022-23	Nebr	28-12	506/18.1	50-123	.407	28-75	.373	12-31	.387	8	53	61	2.2	41-0	28	30	4	11	140	5.0
2023-24	Nebr	4-4	95/23.8	8-27	.296	2-13	.154	2-4	.500	3	16	19	4.8	9-0	11	10	0	5	20	5.0
TOTAL		32-16	601/18.8	58-150	.387	30-88	.341	14-35	.400	11	69	80	2.5	50-0	39	40	4	16	160	5.0

Single Game Highs

Statistic	Value	
Points	15	vs Michigan St. 02/28/23, at Iowa 03/05/23
Rebounds	9	vs Penn St. 02/05/23
Assists	4	at Iowa 03/05/23, vs Florida A&M 11/09/23, vs Stony Brook 11/15/23
Steals	3	vs Florida A&M 11/09/23
Blocks	1	4 times
FG Made	7	vs Michigan St. 02/28/23
FG Attempts	10	vs Michigan St. 02/28/23, vs Minnesota 03/08/23
3FG Made	5	at Iowa 03/05/23
3FG Attempts	8	vs Northwestern 01/25/23, at Iowa 03/05/23
FT Made	3	at Michigan 02/08/23
FT Attempts	6	vs Minnesota 02/25/23



**Nebraska Men's Basketball
Individual Career Summaries
All games**

MAST, Rienk

SEASON	TEAM	GP-GS	MIN/AVG	Field Goals		3-Point		F-Throws		Rebounds				Scoring						
				FG-FGA	FG%	3FG-3FGA	3FG%	FT-FTA	FT%	OFF	DEF	TOT	AVG	PF-FO	A	TO	BLK	STL	PTS	AVG
2020-21	BRAD	28-19	657/23.4	93-192	.484	33-92	.359	21-29	.724	46	118	164	5.9	43-0	37	33	13	8	240	8.6
2021-22	BRAD	31-31	852/27.5	138-290	.476	27-95	.284	57-82	.695	81	180	261	8.4	54-0	44	49	29	17	360	11.6
2022-23	BRAD	29-29	834/28.8	162-313	.518	24-68	.353	53-72	.736	64	168	232	8.0	62-0	70	52	15	18	401	13.8
2023-24	Nebr	4-4	108/27.0	20-41	.488	5-16	.313	14-16	.875	9	34	43	10.8	5-0	12	7	0	0	59	14.8
TOTAL FOR Nebr		4-4	108/27.0	20-41	.488	5-16	.313	14-16	.875	9	34	43	10.8	5-0	12	7	0	0	59	14.8
TOTAL		92-83	2451/26.6	413-836	.494	89-271	.328	145-199	.729	200	500	700	7.6	164-0	163	141	57	43	1060	11.5

Single Game Highs

Statistic	Value	
Points	30	vs UNI 03/03/23
Rebounds	17	vs UIC 12/31/22
Assists	5	4 times
Steals	3	at Indiana St. 01/02/22, at Southern Ill. 02/15/22, vs Akron 12/22/22
Blocks	3	vs SIUE 12/04/21, at Loyola Chicago 01/08/22
FG Made	12	vs UNI 03/03/23
FG Attempts	20	vs UNI 03/03/23
3FG Made	4	vs Southern Ill. 02/07/21, vs Southern Ill. 03/04/21
3FG Attempts	8	at Missouri St. 02/14/21, vs Southern Ill. 03/04/21, at South Dakota St. 11/09/21
FT Made	7	vs Howard 11/13/21, at Arkansas 12/17/22
FT Attempts	9	vs Howard 11/13/21, at Arkansas 12/17/22

RICE, Eli

SEASON	TEAM	GP-GS	MIN/AVG	Field Goals		3-Point		F-Throws		Rebounds				Scoring						
				FG-FGA	FG%	3FG-3FGA	3FG%	FT-FTA	FT%	OFF	DEF	TOT	AVG	PF-FO	A	TO	BLK	STL	PTS	AVG
2023-24	Nebr	4-0	49/12.2	5-14	.357	4-10	.400	7-12	.583	2	7	9	2.3	3-0	2	2	2	0	21	5.3
TOTAL		4-0	49/12.2	5-14	.357	4-10	.400	7-12	.583	2	7	9	2.3	3-0	2	2	2	0	21	5.3

Single Game Highs

Statistic	Value	
Points	16	vs Florida A&M 11/09/23
Rebounds	5	vs Lindenwood 11/06/23
Assists	1	vs Lindenwood 11/06/23, vs Rider 11/13/23
Blocks	1	vs Lindenwood 11/06/23, vs Stony Brook 11/15/23
FG Made	4	vs Florida A&M 11/09/23
FG Attempts	9	vs Florida A&M 11/09/23
3FG Made	3	vs Florida A&M 11/09/23
3FG Attempts	6	vs Florida A&M 11/09/23
FT Made	5	vs Florida A&M 11/09/23
FT Attempts	8	vs Florida A&M 11/09/23



**Nebraska Men's Basketball
Individual Career Summaries
All games**

TOMINAGA, Keisei

SEASON	TEAM	GP-GS	MIN/AVG	Field Goals		3-Point		F-Throws		Rebounds				Other Stats					Scoring	
				FG-FGA	FG%	3FG-3FGA	3FG%	FT-FTA	FT%	OFF	DEF	TOT	AVG	PF-FO	A	TO	BLK	STL	PTS	AVG
2021-22	Nebr	30-11	493/16.4	59-158	.373	36-109	.330	16-19	.842	8	37	45	1.5	20-0	18	10	1	23	170	5.7
2022-23	Nebr	32-14	803/25.1	154-306	.503	66-165	.400	46-53	.868	10	41	51	1.6	31-0	22	27	2	18	420	13.1
2023-24	Nebr	2-2	48/24.0	10-24	.417	5-17	.294	0-3	.000	0	4	4	2.0	0-0	3	2	0	2	25	12.5
TOTAL		64-27	1344/21.0	223-488	.457	107-291	.368	62-75	.827	18	82	100	1.6	51-0	43	39	3	43	615	9.6

Single Game Highs

Statistic	Value	
Points	30	vs Penn St. 02/05/23
Rebounds	4	vs Kansas St. 12/19/21, vs Maryland 02/19/23
Assists	2	9 times
Steals	4	vs Minnesota 02/25/23
Blocks	1	at Michigan 02/01/22, vs Maine 11/07/22, at Rutgers 02/14/23
FG Made	12	vs Penn St. 02/05/23
FG Attempts	18	vs Penn St. 02/05/23
3FG Made	5	4 times
3FG Attempts	11	4 times
FT Made	5	vs Boston College 11/30/22, vs Minnesota 03/08/23
FT Attempts	5	vs Boston College 11/30/22, vs Minnesota 03/08/23

ULIS, Ahron

SEASON	TEAM	GP-GS	MIN/AVG	Field Goals		3-Point		F-Throws		Rebounds				Other Stats					Scoring		
				FG-FGA	FG%	3FG-3FGA	3FG%	FT-FTA	FT%	OFF	DEF	TOT	AVG	PF-FO	A	TO	BLK	STL	PTS	AVG	
2020-21	Iowa	17-0	120/7.0	5-15	.333	0-3	.000	18-20	.900	6	9	15	0.9	8-0	20	6	1	1	28	1.6	
2021-22	Iowa	35-0	486/13.9	34-100	.340	4-12	.333	38-48	.792	19	50	69	2.0	41-0	73	32	0	19	110	3.1	
2022-23	Iowa	32-27	722/22.6	72-182	.396	22-69	.319	29-41	.707	6	44	50	1.6	42-0	67	35	4	17	195	6.1	
TOTAL FOR Nebr		0-0	0/0.0	0-0	.000	0-0	.000	0-0	.000	0	0	0	0.0	0-0	0	0	0	0	0	0	0.0
TOTAL		84-27	1328/15.8	111-297	.374	26-84	.310	85-109	.780	31	103	134	1.6	91-0	160	73	5	37	333	4.0	

Single Game Highs

Statistic	Value	
Points	17	at Michigan St. 01/26/23
Rebounds	7	vs Iowa St. 12/08/22
Assists	8	vs Western Mich. 11/22/21
Steals	3	vs Illinois 12/06/21
Blocks	1	5 times
FG Made	8	at Michigan St. 01/26/23
FG Attempts	10	vs Eastern Ill. 12/21/22, at Michigan St. 01/26/23
3FG Made	2	4 times
3FG Attempts	7	vs Eastern Ill. 12/21/22
FT Made	7	vs N.C. Central 11/16/21, at Penn St. 01/31/22
FT Attempts	8	vs N.C. Central 11/16/21, at Penn St. 01/31/22



**Nebraska Men's Basketball
Individual Career Summaries
All games**

WILCHER, C.j.

SEASON	TEAM	GP-GS	MIN/AVG	Field Goals		3-Point		F-Throws		Rebounds				Scoring						
				FG-FGA	FG%	3FG-3FGA	3FG%	FT-FTA	FT%	OFF	DEF	TOT	AVG	PF-FO	A	TO	BLK	STL	PTS	AVG
2020-21	XU	15-1	151/10.1	18-45	.400	10-29	.345	4-4	1.000	7	9	16	1.1	11-0	5	7	1	5	50	3.3
2021-22	Nebr	32-2	791/24.7	92-199	.462	52-128	.406	22-35	.629	17	56	73	2.3	42-1	26	31	3	25	258	8.1
2022-23	Nebr	32-24	870/27.2	95-238	.399	42-134	.313	23-36	.639	17	61	78	2.4	52-1	44	47	6	18	255	8.0
2023-24	Nebr	4-2	79/19.8	11-25	.440	6-16	.375	6-8	.750	4	3	7	1.8	6-0	5	3	3	1	34	8.5
TOTAL FOR Nebr		68-28	1741/25.6	198-462	.429	100-278	.360	51-79	.646	38	120	158	2.3	100-2	75	81	12	44	547	8.0
TOTAL		83-29	1892/22.8	216-507	.426	110-307	.358	55-83	.663	45	129	174	2.1	111-2	80	88	13	49	597	7.2

Single Game Highs

Statistic	Value	
Points	22	at Indiana 12/07/22
Rebounds	6	at Georgetown 03/02/21, vs Rutgers 01/29/22, vs Minnesota 02/25/23
Assists	4	vs Southern U. 11/21/21, at Rutgers 02/14/23, vs Memphis 11/25/22
Steals	3	vs Idaho St. 11/19/21
Blocks	2	vs Omaha 11/10/22, vs Lindenwood 11/06/23
FG Made	8	vs Omaha 11/10/22
FG Attempts	13	at Indiana 12/07/22
3FG Made	5	at Rutgers 02/14/23
3FG Attempts	9	at Rutgers 02/14/23
FT Made	6	at Indiana 12/07/22
FT Attempts	6	at Indiana 12/07/22



**Nebraska Men's Basketball
Individual Career Summaries
All games**

WILLIAMS, Brice

SEASON	TEAM	GP-GS	MIN/AVG	Field Goals		3-Point		F-Throws		Rebounds				Scoring						
				FG-FGA	FG%	3FG-3FGA	3FG%	FT-FTA	FT%	OFF	DEF	TOT	AVG	PF-FO	A	TO	BLK	STL	PTS	AVG
2019-20	CLT	27-0	244/9.0	23-62	.371	9-30	.300	8-12	.667	5	35	40	1.5	18-0	4	11	7	6	63	2.3
2020-21	CLT	25-14	738/29.5	86-182	.473	31-72	.431	40-57	.702	20	79	99	4.0	54-0	25	27	11	19	243	9.7
2022-23	CLT	36-13	976/27.1	170-355	.479	58-146	.397	97-115	.843	28	162	190	5.3	48-1	43	46	13	20	495	13.8
2023-24	Nebr	4-4	97/24.3	14-35	.400	7-16	.438	17-20	.850	4	20	24	6.0	8-0	11	6	2	1	52	13.0
TOTAL FOR Nebr		4-4	97/24.3	14-35	.400	7-16	.438	17-20	.850	4	20	24	6.0	8-0	11	6	2	1	52	13.0
TOTAL		92-31	2056/22.3	293-634	.462	105-264	.398	162-204	.794	57	296	353	3.8	128-1	83	90	33	46	853	9.3

Single Game Highs

Statistic	Value	
Points	32	vs UAB 03/04/23
Rebounds	13	vs Rice 02/25/23
Assists	4	vs Milwaukee 03/20/23, vs Stony Brook 11/15/23
Steals	3	at Western Ky. 01/18/20, vs Western Caro. 03/18/23
Blocks	3	4 times
FG Made	12	vs UAB 03/04/23
FG Attempts	24	vs UAB 03/04/23
3FG Made	4	vs FIU 02/02/23, vs UAB 03/04/23, vs Milwaukee 03/20/23
3FG Attempts	10	vs FIU 02/02/23, vs UAB 03/04/23
FT Made	11	vs Middle Tenn. 12/29/22
FT Attempts	14	vs Louisiana Tech 12/31/22



2023-24 Nebraska Men's Basketball Combined Team Statistics All games

Game Records

Record	Overall	Home	Away	Neutral
ALL GAMES	4-0	4-0	0-0	0-0
CONFERENCE	0-0	0-0	0-0	0-0
NON-CONFERENCE	4-0	4-0	0-0	0-0

Score by Periods

Team	1st	2nd	OT	TOT
Nebraska	166	147	0	313
Opponents	106	113	0	219

Team Box Score

No.	Player			Total		3-Point		F-Throw		Rebounds												
		GP-GS	MIN	AVG	FG-FGA	FG%	3FG-3FGA	3FG%	FT-FTA	FT%	OFF	DEF	TOT	AVG	PF	DQ	A	TO	BLK	STL	PTS	AVG
4	GARY, Juwan	1-0	23:18	23.3	8-11	.727	2-4	.500	1-4	.250	2	5	7	7.0	0	0	0	0	0	0	19	19.0
51	MAST, Rienk	4-4	108:00	27.0	20-41	.488	5-16	.313	14-16	.875	9	34	43	10.8	5	0	12	7	0	0	59	14.8
3	WILLIAMS, Brice	4-4	97:01	24.3	14-35	.400	7-16	.438	17-20	.850	4	20	24	6.0	8	0	11	6	2	1	52	13.0
30	TOMINAGA, Keisei	2-2	47:55	24.0	10-24	.417	5-17	.294	0-3	.000	0	4	4	2.0	0	0	3	2	0	2	25	12.5
0	WILCHER, C.J.	4-2	79:12	19.8	11-25	.440	6-16	.375	6-8	.750	4	3	7	1.8	6	0	5	3	3	1	34	8.5
1	HOIBERG, Sam	4-0	82:36	20.6	9-16	.563	4-11	.364	5-7	.714	3	9	12	3.0	7	0	5	4	1	5	27	6.8
53	ALLICK, Josiah	4-4	106:42	26.7	8-16	.500	1-3	.333	9-12	.750	13	13	26	6.5	4	0	3	5	2	2	26	6.5
11	RICE, Eli	4-0	48:51	12.2	5-14	.357	4-10	.400	7-12	.583	2	7	9	2.3	3	0	2	2	2	0	21	5.3
10	LAWRENCE, Jamarques	4-4	95:16	23.8	8-27	.296	2-13	.154	2-4	.500	3	16	19	4.8	9	0	11	10	0	5	20	5.0
9	COLEMAN, Jarron	4-0	67:14	16.8	4-13	.308	2-9	.222	6-9	.667	0	13	13	3.3	3	0	11	7	1	1	16	4.0
21	DIOP, Matar	3-0	12:38	4.2	1-2	.500	0-1	.000	3-4	.750	0	3	3	1.0	5	0	0	4	2	0	5	1.7
24	GRACE, Jeff	3-0	08:07	2.7	2-3	.667	0-0	.000	0-1	.000	1	0	1	0.3	0	0	1	0	0	0	4	1.3
31	JACOBSEN, Cale	3-0	17:59	6.0	1-1	1.000	0-0	.000	1-2	.500	0	1	1	0.3	1	0	2	1	0	1	3	1.0
35	BURT, Henry	3-0	05:10	1.7	1-1	1.000	0-0	.000	0-2	.000	0	2	2	0.7	0	0	0	0	0	0	2	0.7
Team											9	11	20				1					
Total		4	800		102-229	.445	38-116	.328	71-104	.683	50	141	191	47.8	51	0	66	52	13	18	313	78.3
Opponents		4	800		84-256	.328	20-91	.220	31-48	.646	40	97	137	34.3	82	3	26	46	12	32	219	54.8

Team Statistics

	NEBR	OPP
Scoring	313	219
Points per game	78.3	54.8
Scoring margin	+23.5	-
Field goals-att	102-229	84-256
Field goal pct	.445	.328
3 point fg-att	38-116	20-91
3-point FG pct	.328	.220
3-pt FG made per game	9.5	5.0
Free throws-att	71-104	31-48
Free throw pct	.683	.646
F-Throws made per game	17.8	7.8
Rebounds	191	137
Rebounds per game	47.8	34.3
Rebounding margin	+13.5	-
Assists	66	26
Assists per game	16.5	6.5
Turnovers	52	46
Turnovers per game	13.0	11.5
Turnover margin	-1.5	-
Assist/turnover ratio	1.3	0.6
Steals	18	32
Steals per game	4.5	8.0
Blocks	13	12
Blocks per game	3.3	3.0
Winning streak	4	-
Home win streak	4	-
Attendance	54336	0
Home games-Avg/Game	4-13584	0-0
Neutral site-Avg/Game	-	0-0

Team Results

Date	Opponent		Score	Att.
11/06/2023	Lindenwood	W	84-52	13478
11/09/2023	Florida A&M	W	81-54	13766
11/13/2023	Rider	W	64-50	13478
11/15/2023	Stony Brook	W	84-63	13614