



# NEBRASKA BASKETBALL

## 2023-24 GAME NOTES



### GAME 6

OPPONENT: VS. DUQUESNE  
DATE: WED., NOV. 22  
TIPOFF: 7 P.M.  
ARENA: PINNACLE BANK ARENA  
TICKETS: HUSKERS.COM/TICKETS

### GAME AT A GLANCE



**Duquesne Dukes**  
2023-24 Record: ..... 4-1 (0-0 A-10)  
Head Coach: ..... Keith Dambrot  
Record at School: ..... 95-85 (7th year)  
Career Record: ..... 508-294 (26th year)



**Huskers Radio Network**  
Play-by-Play: ..... Kent Pavelka  
Analyst: ..... Jake Muhleisen

#### Big Ten Network

Play-by-Play: ..... Kevin Kugler  
Analyst: ..... Nick Bahe



**Nebraska Cornhuskers**  
2023-24 Record: ..... 5-0 (0-0 Big Ten)  
Head Coach: ..... Fred Hoiberg  
Record at Nebraska: ..... 45-83 (5th year)  
Career Record: ..... 160-139 (10th year)



### ON THE AIR

**Radio:** Wednesday's game will be carried on the Huskers Radio Network with Kent Pavelka and Jake Muhleisen on the call, including KLIN (1400 AM) in Lincoln, KXSP (590 AM) in Omaha and KRVN (880 AM) in Lexington and will also be available on Huskers.com and the Huskers app. The pregame show begins an hour before tipoff.

**TV/Online:** Wednesday's game will be on the Big Ten Network with Kevin Kugler and Nick Bahe on the call. It will also be available online on the Fox Sports app.

## HUSKERS HOST DUQUESNE IN CORNHUSKER CLASSIC FINALE

The Nebraska men's basketball team faces its biggest test of the early season on Wednesday, as the Huskers will take on Duquesne in the Cornhusker Classic.

Tipoff between the Huskers and Duquesne is set for 7 p.m. and tickets are available for the matchup by visiting Huskers.com/Tickets, calling 800-8-BIGRED during business hours (Mon.-Fri., 8 a.m.-5 p.m.) or at PBA beginning at 5:30 p.m. on Wednesday.

The Cornhusker Classic is a four-team event with Nebraska, Rider, Stony Brook and Duquesne that takes place between Nov. 13-22. All four teams will play each other during that time frame. Nebraska and Duquesne are both 2-0 in the event heading into this week's action.

The Huskers (5-0) are looking for their best start since the 2008-09 season following an 84-63 win over Oregon State on Saturday. Brice Williams led Nebraska with 25 points, while Rienk Mast (15 points, 13 rebounds) and Juwan Gary (12 points, 10 rebounds) both posted double-doubles. The Huskers took control with a 32-4 spurt, including a 20-0 run, in the first half to take a commanding lead. NU held the Beavers to 35 percent shooting and enjoyed a commanding 44-31 advantage on the glass.

Williams has been an impact transfer, as he averages 15.4 points per game on 44 percent shooting, including 44 percent from 3-point range, and 5.4 rebounds per game. He has also been a solid playmaker, averaging 2.6 assists per game while posting a 2-to-1 assist-to-turnover ratio.

Duquesne is 4-1 on the season following a 77-58 win over Rider on Nov. 17. The Dukes already have a marquee win, a 22-point win over defending CAA champion Charleston on a neutral court. Dae Dae Grant and Jimmy Clark III both average over 17.5 points per game for the Dukes, who average nearly 80 points per contest.

#### Cornhusker Classic Schedule

Date	Matchup
Nov. 13	at Duquesne 85, Stony Brook 63 at Nebraska 64, Rider 50
Nov. 15	Nebraska 84, Stony Brook 63
Nov. 17	Duquesne 77, Rider 58
Nov. 20	Rider at Stony Brook
Nov. 22	Duquesne at Nebraska

### 2023-24 SCHEDULE

Date	AP Rk.	Opponent	TV/Online	Time
Nov. 6		Lindenwood	BTN+	W 84-52
Nov. 9		Florida A&M	BTN+	W, 81-54
Nov. 13		Rider (Cornhusker Classic)	BTN	W, 64-50
Nov. 15		Stony Brook (Cornhusker Classic)	BTN+	W, 84-63
Nov. 18		vs. Oregon State	Peacock	W, 84-63
Nov. 22		Duquesne (Cornhusker Classic)	BTN	7 p.m.
Nov. 26		Cal State Fullerton	BTN+	1 p.m.
Dec. 3		Creighton	FS1	3 p.m.
Dec. 6		at Minnesota *	BTN	8 p.m.
Dec. 10		Michigan State *	BTN	5:30 p.m.
Dec. 17		at Kansas State	Big 12 Now	2 p.m.
Dec. 20		North Dakota	BTN+	6:30 p.m.
Dec. 29		South Carolina State	BTN+	6:30 p.m.
Jan. 3		Indiana *	BTN	8 p.m.
Jan. 6		at Wisconsin *	BTN	1:15 p.m.
Jan. 9		Purdue *	Peacock	8 p.m.
Jan. 12		at Iowa *	BTN	8 p.m.
Jan. 17		at Rutgers *	BTN	6 p.m.
Jan. 20		Northwestern *	BTN	1:15 p.m.
Jan. 23		Ohio State *	Peacock	6 p.m.
Jan. 27		at Maryland *	BTN	11 a.m.
Feb. 1		Wisconsin *	BTN	7:30 p.m.
Feb. 4		at Illinois *	BTN	5:30 p.m.
Feb. 7		at Northwestern *	BTN	8 p.m.
Feb. 10		Michigan *	BTN	5:30 p.m.
Feb. 17		Penn State *	BTN	11 a.m.
Feb. 21		at Indiana *	BTN	7:30 p.m.
Feb. 25		Minnesota *	BTN	5:30 p.m.
Feb. 29		at Ohio State *	FS1	5:30 p.m.
March 3		Rutgers *	BTN	5:30 p.m.
March 10		at Michigan *	BTN	11 a.m.
March 13-17		at Big Ten Tournament	TBA	TBA

\*-Big Ten Conference Game; Home games are in red and bold

# +13.4

Nebraska has a +13.4 rebound margin after five games which leads the Big Ten and ranks 21st nationally. NU out-rebounded its last four opponents by at least 10 rebounds, the first time NU has done that since 2004.

### 2023-24 ROSTER AT A GLANCE

No	Name	Pos.	Ht.	Wt.	Yr.	Hometown	GP/GS	MPG	PPG	RPG	APG
0	C.J. Wilcher	G	6-5	214	Jr.	Plainfield, N.J.	5/2	18.4	7.4	1.4	1.2
1	Sam Hoiberg	G	6-0	183	So.	Lincoln, Neb.	5/0	18.8	6.4	2.4	1.0
2	Ramel Lloyd Jr.	G	6-6	210	RFr.	Woodland Hills, Calif.	-/-				
3	Brice Williams	G	6-7	213	Jr.	Huntersville, N.C.	5/5	25.0	15.4	5.4	2.6
4	Juwan Gary	F	6-6	221	Jr.	Columbia, S.C.	2/0	22.0	15.5	8.5	1.0
5	Ahron Ulis	G	6-3	190	Jr.	Chicago, Ill.	-/-				
9	Jarron Coleman	G	6-5	213	Sr.	Indianapolis, Ind.	5/5	23.6	4.6	4.8	2.8
10	Jamarques Lawrence	G	6-3	182	So.	Plainfield, N.J.	5/5	23.6	4.6	4.8	2.8
11	Eli Rice	G	6-8	213	Fr.	Gallatin, Tenn.	5/0	10.2	4.2	1.8	0.4
15	Blaise Keita	F	6-11	257	Jr.	Bamako, Republic of Mali	-/-				
21	Matar Diop	F	6-10	213	Fr.	Dakar, Senegal	4/0	3.8	1.8	1.3	0.3
24	Jeff Grace	G	6-3	197	So.	Elmhurst, Ill.	4/0	2.3	1.0	0.3	0.3
30	Keisei Tominaga	G	6-2	179	Sr.	Moriyama Nagoya Aichi, Japan	3/3	24.3	11.0	2.0	1.7
31	Cale Jacobsen	G	6-4	200	Fr.	Ashland, Neb.	4/0	5.3	1.3	0.3	0.5
35	Henry Burt	F	6-7	217	Fr.	Omaha, Neb.	4/0	1.8	0.5	0.5	0.0
51	Rienk Mast	F	6-10	248	Jr.	Groningen, Netherlands	5/5	27.4	14.8	11.2	2.8
53	Josiah Allick	F	6-8	231	Sr.	Lincoln, Neb.	5/5	26.6	6.8	6.0	0.6

2023-24 NEBRASKA BASKETBALL ROSTER

No.	VL	Name	Pos.	Ht.	Wt.	Yr.	Hometown	Previous School	X/Twitter	Instagram
0	**	C.J. Wilcher	G	6-5	214	Jr.	Plainfield, N.J.	Xavier	@CJWilcher	cj_wilcher
1	*	Sam Hoiberg	G	6-0	183	So.	Lincoln, Neb.	Pius X	@samhoiberg	samhoiberg
2		Ramel Lloyd Jr.	G	6-6	204	RFr.	Woodland Hills, Calif.	Sierra Canyon	@ramellloyd22	ramellloyd
3		Brice Williams	G	6-7	213	Jr.	Huntersville, N.C.	Charlotte	@bgotit_	blavish
4	*	Juwan Gary	F	6-6	215	Jr.	Columbia, S.C.	Alabama	@takflight24	wanwitdabutter
5		Ahron Ulis	G	6-3	190	Jr.	Chicago, Ill.	Iowa	@AhronUlis	ahron1_
9		Jarron Coleman	G	6-5	213	Sr.	Indianapolis, Ind.	Ball State	@jarron_coleman	front1neboog
10	*	Jamarques Lawrence	G	6-3	183	So.	Plainfield, N.J.	Roselle Catholic	@JLawrence10_	rf.jaymar
11		Eli Rice	G	6-8	213	Fr.	Gallatin, Tenn.	IMG Academy	@iamelirice	iamelirice
15	*	Blaise Keita	F	6-11	257	Jr.	Bamako, Republic of Mali	Coffeyville Community College	@Blaisekeita15	blaise.keita
21		Matar Diop	F	6-10	213	Fr.	Dakar, Senegal	Keystone Athletic Academy	@dmatar832	deerfam_21
24	*	Jeffrey Grace III	G	6-3	197	So.	Elmhurst, Ill.	Arizona State	@JeffreyGraceIII	ig3is23
30	**	Keisei Tominaga	G	6-2	179	Sr.	Moriyama Nagoya Aichi, Japan	Ranger College	@KeiseiTominaga	keisei.kbz30
31		Cale Jacobsen	G	6-4	200	RFr.	Ashland, Neb.	Ashland-Greenwood	@calejacobsen_	calejacobsen_
35		Henry Burt	F	6-7	216	RFr.	Omaha, Neb.	Elkhorn South	@HenryBurt15	henryburt0
51		Rienk Mast	F	6-10	248	Jr.	Groningen, Netherlands	Bradley		rienk_mast
53		Josiah Allick	F	6-8	231	Sr.	Lincoln, Neb.	New Mexico	@allick_josiah	josiahallick

2023-24 NEBRASKA BASKETBALL COACHING STAFF

Head Coach

Fred Hoiberg, fifth season (Iowa State, 1995)

Assistant Coaches

Adam Howard, second season (Western Kentucky, 2008)  
 Nate Loenser, third season (Iowa State, 2002)  
 Ernie Zeigler, second season (Cleary, 1994)

Support Staff

Director of Men's Basketball Strength & Conditioning: Kurt Joseph  
 Dir. of Basketball Strategies & Business Operations: Luca Virgilio  
 Assistant Director of Basketball Operations: Sheryl Burbach  
 Director of Player Development: Emmanuel Tommy  
 Video Coordinator: Michael Bania  
 Recruiting Coordinator: Pady Borders  
 Graduate Managers: Nihilo Ibarra, Justin Moore, Joey St. Pierre  
 Athletic Trainer: Andrew McCabe  
 Team Nutritionist: Jake Blattner  
 Sports Psychologist: Heather Kiefer  
 NAPL Director: Matt Thome  
 Equipment Manager: Pat Norris

PRONUNCIATION GUIDE

Name	Pronunciation
Josiah Allick	AL-ick
Matar Diop	MA-tar JOPE (as in hope)
Blaise Keita	Blaze KAY-ta
Juwan Gary	Juh-WAHN
Rienk Mast	RINK
Keisei Tominaga	Kay-say Toe-me-nawga
Ahron Ulis	YOU-liss
C.J. Wilcher	WILL-chur

HUSKERS RADIO NETWORK



KENT PAVELKA

- Is in his 37th season of calling Husker men's basketball
- Called NU basketball for two stretches from 1974-1996 before returning to play-by-play duties full time in 2006-07
- Called his 1,000th Husker basketball game in 2018-19
- Six-time Nebraska Sportscaster of the Year who was inducted into the Nebraska Broadcasters Hall of Fame in 2019



JAKE MUHLEISEN

- Is in his sixth season as full-time color analyst after serving in a part-time basis for five seasons
- Was a four-year starter at guard for Nebraska from 2002-05
- Three-year team captain and started 98 games in his career
- Served as a graduate assistant at Creighton from 2005-07

City	Station	Frequency
Ainsworth	KBRB	1400 AM
Alliance	KCOW	1400 AM
Beatrice	KWBE	1450 AM
Broken Bow	KBBN	95.3 FM
Chadron	KCSR	610 AM
Columbus	KJSK	900 AM
Cozad	KAMI	1580 AM
Fairbury	KGMT	1310 AM
Falls City	KTNC	1230 AM
Fremont	KFMT	105.5 FM
Grand Island	KRGI	1430 AM
Hastings	KHAS	1230 AM
Hastings	KLIQ	94.5 FM
Holdrege	KUVR	1380 AM
Imperial	KADL	102.9 FM
Kearney	KGFV	1340 AM
Lexington	KRVN	880 AM
Lincoln	KLIN	1400 AM
Lincoln	KLIN	99.3 FM
McCook	KSWN	93.9 FM
McCook	KZMC	102.1 FM
Nebraska City	KNCY	1600 AM
Norfolk	KNEN	94.7 FM
North Platte	KODY	1240 AM
Omaha	KXSP	590 AM
Scottsbluff	KNEB	960 AM
Scottsbluff	KNEB	994.1 FM
Sidney	KSID	1340 AM
Superior	KRFS	1600 AM
Superior	KRFS	103.9 FM
Valentine	KVSH	940 AM
West Point	KTIC	840 AM

Also available nationwide on Huskers.com and the Huskers App.

PROBABLE STARTERS VS. DUQUESNE (BASED ON LAST GAME)



#10 JAMARQUES LAWRENCE | G | SO. | 6-3 | 185 | PLAINFIELD, N.J.

2023-24 Averages: PPG: 4.6 | RPG: 4.8 | APG: 2.8 | SPG: 1.0

**Worth Noting:** Finished with three points, three assists and five boards vs. Oregon State...Totaled eight points, five boards and four assists vs. Stony Brook...Started last 12 games of 2022-23, averaging 9.0 ppg and 3.5 rpg in that stretch...Named Big Freshman of the Week on March 6 (15.0 ppg, 4.5 rpg, 3.5 apg)...Tied career high with 15 points, including five 3-pointers, and four assists at Iowa...Had 15 points on 7-of-10 shooting vs. Michigan State...Starred at Roselle (N.J.) Catholic, helping the school to a 29-3 record, a state title and a top-10 national finish in 2021-22...Earned first-team all-state honors as a senior, averaging 15.9 points, 5.0 rebounds and 3.5 assists per game.

Career Bests: Pts: 15 (2x) | Reb: 9 | Ast: 4 (3x) | Bl: 1 (4x) | St: 3 (2x)



#30 KEISEI TOMINAGA | G | JR. | 6-2 | 179 | MORIYAMA NAGOYA AICHI, JAPAN

2022-23 Averages: PPG: 11.0 | RPG: 2.0 | APG: 1.3

**Worth Noting:** Finished with eight points, two rebounds and two steals vs. Oregon State...Had a season-high 16 points, three boards and two steals vs. Stony Brook...Suffered an ankle injury vs. Doane and missed NU's first two games...Preseason All-Big Ten selection...30 career double-figure games...Averaged 13.1 ppg while shooting 50 percent from the field and 40 percent from 3-point range in 2022-23...Posted a career-high 30 points (12-of-18 shooting, 5-of-10 from 3) vs. Penn State...Played in 30 games in 2021-22, averaging 5.7 points per game...Played in the Tokyo Olympics in 3x3 Basketball, helping Japan to the medal round...Averaged 16.3 ppg at Ranger College, helping the school to the NJCAA semifinals in 2021.

Career Bests: Pts: 30 | Reb: 4 (2x) | Ast: 2 (8x) | Stl: 4



#3 BRICE WILLIAMS | G | JR. | 6-7 | 213 | HUNTERVILLE, N.C.

2023-24 Averages: PPG: 15.4 | RPG: 5.4 | APG: 2.6

**Worth Noting:** Graduate transfer who played three seasons at Charlotte...Had a game-high 25 points, three boards and two steals vs. Oregon State...Had 17 points, nine boards and four assists against Stony Brook...Was a second-team Conference USA pick in 2022-23, averaging 13.8 ppg and 5.3 rpg...Named MVP of the CBI (16.3 ppg, 7.8 rpg, 3.0 apg)...Two-time C-USA Player of the Week in 2022-23...Averaged 9.7 ppg in 2020-21 before missing 2021-22 season with an injury...Two-time all-district pick who averaged 21.2 ppg as a senior at Hopewell (N.C.) High School...Father (Henry) scored a school-record 2,382 points at Charlotte and is a member of the school's Hall of Fame.

Career Bests (includes Charlotte): Pts: 32 | Reb: 13 | Ast: 4 (2x) | Stl: 3 (2x)



#53 JOSIAH ALLICK | F | SR. | 6-8 | 231 | LINCOLN, NEB.

2023-24 Averages: PPG: 6.8 | RPG: 6.0

**Worth Noting:** Totaled eight points and four boards against Oregon State...Finished with 10 points and six boards against Rider...Spent last season at New Mexico, where he averaged 8.4 ppg and 7.3 rpg and was second in the Mountain West in rebounding...Played three years at UMKC, earning honorable-mention all-Summit League honors in 2020-21...Lincoln native who played at North Star High School...Comes from an athletic family as his mother (Colleen Ziegelbein), father (Melvin Allick) and stepfather (Bill Ziegelbein) were collegiate athletes...younger sister (Bekka) is the starting middle blocker on the top-ranked NU volleyball team.

Career Bests (includes UMKC/UNM): Pts: 29 | Reb: 18 | Ast: 5 (2x) | Stl: 3 | Bl: 3 (2x)



#51 RIENK MAST | F | JR. | 6-10 | 248 | GRONINGEN, NETHERLANDS

2023-24 Averages: PPG: 14.8 | RPG: 11.2 | APG: 2.8

**Worth Noting:** Bradley transfer who leads Huskers in rebounding and assists and is second in scoring...Has three double-doubles, including 15 points and 13 boards vs. Oregon State...Had season highs of 20 points and 16 rebounds against Florida A&M...Spent the summer with the Netherlands National Team as they played in the Pre-Olympic qualifier...Earning All-Missouri Valley Conference honors in 2022 and 2023 at Bradley...Earned first-team All-MVC honors last season, leading Bradley in both scoring (13.8 ppg) and rebounding (8.0 rpg)...Totaled nine double-doubles and ranked in the top five of the MVC in caroms (2nd) and field goal percentage (4th)...Led the MVC in rebounding in 2021-22 at 8.4 rpg and chipped in 11.6 ppg.

Career Bests (includes Bradley): Pts: 30 | Reb: 17 | Ast: 5 (4x) | Stl: 3 (3x) | Bl: 3 (2x)

NATIONAL POLLS

ASSOCIATED PRESS (NOV. 20)

No	Team (1st)	Record	Points	Prev.
1	Kansas (52)	3-0	1508	1
2	Purdue (5)	3-0	1440	2
3	Arizona (3)	5-0	1364	3
4	Marquette	3-0	1316	4
5	UConn (1)	4-0	1299	5
6	Houston	6-0	1191	6
7	Tennessee	3-0	1136	7
8	Creighton	4-0	1119	8
9	Duke	3-1	1084	9
10	Miamia (Fla.)	5-0	920	12
11	Gonzaga	2-0	902	11
12	Texas A&M	4-0	867	13
13	Baylor	4-0	774	15
14	North Carolina	3-0	655	20
15	Texas	4-0	650	19
16	Kentucky	3-1	617	17
17	Alabama	4-0	516	22
18	Colorado	3-0	241	25
19	Florida Atlantic	2-1	229	10
20	Arkansas	3-1	224	14
21	Michigan State	3-2	222	18
22	James Madison	4-0	217	24
23	Southern California	3-1	165	16
24	Virginia	4-0	164	NR
25	Mississippi State	5-0	163	NR

Others receiving votes: Memphis 149, BYU 138, Illinois 138, San Diego St. 77, UCLA 75, TCU 69, Iowa St. 67, Villanova 44, Auburn 28, Clemson 12, Oklahoma 10, Princeton 10, Michigan 10, Liberty 7, South Carolina 3, Chattanooga 2, Nevada 1, Drake 1, Colorado St. 1.

USA TODAY COACHES (NOV. 13)

No	Team (1st)	Record	Points	Prev.
1	Kansas (25)	3-0	789	1
2	Purdue (5)	3-0	757	2
3	Arizona (2)	5-0	719	3
4	UConn	4-0	668	4
5	Marquette	3-0	664	5
6	Houston	6-0	651	6
7	Creighton	4-0	593	7
8	Tennessee	3-0	584	8
9	Duke	3-1	541	9
10	Gonzaga	2-0	470	12
11	Miami (FL)	5-0	469	11
12	Baylor	4-0	435	13
13	Texas A&M	4-0	432	15
14	North Carolina	3-0	321	18
15	Alabama	4-0	318	22
16	Kentucky	3-1	278	16
17	Texas	4-0	255	17
18	Virginia	4-0	162	25
19	Michigan State	3-2	160	19
20	Florida Atlantic	2-1	126	10
21	Colorado	3-0	119	NR
22	Illinois	4-1	102	23
23	Memphis	3-0	101	NR
24	UCLA	3-0	98	25
25	Mississippi State	5-0	89	NR

Others receiving votes: Arkansas 83; USC 75; James Madison 60; Villanova 50; TCU 40; Iowa State 35; San Diego State 30; Clemson 30; Auburn 29; BYU 27; Nevada 12; Princeton 11; South Carolina 7; Oregon 2; Liberty 2; Kansas State 2; Florida 2; North Carolina State 1; Iowa 1;

Team	B1G	Pct.	Overall	Pct.
Nebraska	0-0	.000	5-0	1.000
Penn State	0-0	.000	4-0	1.000
Purdue	0-0	.000	3-0	1.000
Illinois	0-0	.000	4-1	.800
Northwestern	0-0	.000	4-1	.800
Rutgers	0-0	.000	4-1	.800
Indiana	0-0	.000	3-1	.750
Iowa	0-0	.000	3-1	.750
Michigan	0-0	.000	3-1	.750
Minnesota	0-0	.000	3-1	.750
Ohio State	0-0	.000	3-1	.750
Michigan State	0-0	.000	3-2	.600
Wisconsin	0-0	.000	2-2	.500
Maryland	0-0	.000	1-3	.250

**This Week in the Big Ten**

Date	Contest	Time
Nov. 18	Rutgers 85, Howard 63	
	Northwestern 72, Rhode Island 61	
	Nebraska 84, Oregon St. 63	
	Minnesota 67, USC Upstate 53	
Nov. 19	Northwestern 57, Mississippi St. 66	
	Illinois 88, Southern U. 60	
	Michigan State 81, Alcorn 49	
	Ohio State 73, Western Mich. 56	
Nov. 20	Louisville vs. Indiana	3:30 p.m.
	Purdue vs. Gonzaga	4 p.m.
	Wisconsin vs. Virginia	5 p.m.
Nov. 21	Purdue vs. Tennessee/Syracuse	TBA
	UMBC at Maryland	6 p.m.
	Arkansas - Pine Bluff at Minnesota	8 p.m.
Nov. 22	Memphis vs. Michigan	4 p.m.
	Duquesne at Nebraska	7 p.m.
	Purdue vs. TBA	TBA
	Wisconsin vs. SMU/West Virginia	TBA
Nov. 23	Penn State vs. Texas A&M	11 a.m.
	Iowa vs. Oklahoma	2 p.m.
	Michigan State vs. Arizona	3 p.m.
	Arkansas/Stanford vs. Michigan	TBA
Nov. 24	Iowa vs. Seton Hall/USC	6:00 P.M.
	Ohio State vs. Alabama	6 p.m.
	Western Illinois at Illinois	8 p.m.
	Michigan vs. TBA	TBA
	Penn State vs. Butler/FAU	TBA
Nov. 25	Ohio State vs. Oregon/Santa Clara	TBA
	South Alabama at Maryland	6 p.m.
Nov. 26	Cal State Fullerton at Nebraska	1 p.m.
	Harvard at Indiana	3:30 p.m.
	Minnesota at San Francisco	7:30 p.m.
	Penn State vs. TBA	TBA

Nebraska Cornhuskers			Oregon State Beavers		
2023-24 Team Statistics (Record: 5-0)			2023-24 Team Statistics (Record: 3-0)		
Category	Nebraska	OPP	Category	OSU	OPP
<b>SCORING</b>					
Points per game	79.4	56.4	Points per game	79.6	68.0
Scoring margin	+23.0	-	Scoring margin	+11.6	-
<b>FIELD GOALS-ATT</b>					
Field goal pct	.449	.332	Field goal pct	.462	.398
<b>3 POINT FG-ATT</b>					
3-point FG pct	.329	.230	3-point FG pct	.369	.351
3-pt FG made per game	9.2	5.2	3-pt FG made per game	10.4	7.8
<b>FREE THROWS-ATT</b>					
Free throw pct	.669	.725	Free throw pct	.695	.634
F-Throws made per game	17.4	10.0	F-Throws made per game	13.2	11.8
<b>REBOUNDS</b>					
Rebounds per game	47.0	33.6	Rebounds per game	39.6	36.2
Rebounding margin	+13.4	-	Rebounding margin	+3.4	-
<b>ASSISTS</b>					
Assists per game	16.4	7.4	Assists per game	15.0	10.8
<b>TURNOVERS</b>					
Turnovers per game	11.6	11.0	Turnovers per game	12.0	13.0
Turnover margin	-0.6	-	Turnover margin	+1.0	-
Assist/turnover ratio	1.4	0.7	Assist/turnover ratio	1.3	0.8
<b>STEALS</b>					
Steals per game	5.2	7.2	Steals per game	7.2	6.4
<b>BLOCKS</b>					
Blocks per game	3.2	3.0	Blocks per game	6.2	3.2

**8:50**

Nebraska held Oregon State scoreless for a span of 8:50 in Saturday's win. Nebraska's 20-0 run against the Beavers was its longest of the season and longest since also using a 20-0 run against Iowa on Dec. 29, 2022.

**LOOKING AT DUQUESNE**

Duquesne comes to Lincoln with a 4-1 record following a 77-58 win over Rider. The Dukes returned three starters and eight letterwinners from a team that went 20-13 and reached the CBI. Duquesne has four Division I transfers in a 10-member class, and they were picked to finish fourth in that A-10 preseason poll. The Dukes are averaging 79.6 points per game and have scored 75 or more points four times in five games, including a season-high 90 points against Charleston. Duquesne's only loss was a three-point loss to unbeaten Princeton, a game where the Dukes missed a shot in the final seconds which would have given them the lead.

The Dukes are led by the backcourt of Dae Dae Grant and Jimmy Clark III, who were both chosen to the preseason all-conference team. Grant earned second-team All A-10 honors last season and the senior guard comes into Wednesday's game averaging 20.2 points per game. He leads the A-10 in scoring and has three 20-point games in the first five games. Clark, who was on the all-conference defensive team, is averaging 17.8 points per game on nearly 50 percent shooting and ranks among the NCAA leaders with 3.2 steals per game.

Keith Dambrot is in his seventh season in charge of the Dukes program and guided Duquesne to 20 wins and an appearance in the 2023 CBI. Prior to taking over at Duquesne, he spent 13 seasons at Akron, guiding the Zips to four Mid-American Conference regular-season titles and 10 postseason appearances, including NCAA bids in 2009, 2011 and 2013. He also coached at Central Michigan, Ashland (Ohio) and Tiffin (Ohio) and St. Vincent-St. James High School in Akron, Ohio, where he won two state titles.

Nebraska is 1-2 all-time against Duquesne, but the teams have not played since a 75-53 Dukes win on Dec. 6, 1971. The other two meetings took place in 1948 and 1969. The Huskers are 12-13 all-time against teams from the Atlantic 10 but have not played anyone from the A-10 since 2019 (George Mason).

**Duquesne Probable Starters**

No.	Name	Pos.	Ht.	Wt.	Yr.	2023-24 Stats			
						G/GS	PPG	RPG	Other
32	Kareem Rozier	G	5-9	160	So.	5/5	9.6	2.8	4.0 apg
3	Dae Dae Grant	G	6-2	185	Sr.	5/5	20.2	3.2	2.2 apg
1	Jimmy "Tre" Clark III	G	6-3	185	Sr.	5/5	17.8	3.4	4.2 apg
23	Andrei Savrasov	F	6-7	225	Gr.	5/5	7.4	4.0	1.0 spg
5	Halil Barre	F	6-9	220	So.	5/5	2.0	4.2	1.0 bpg

**LAST TIME OUT:**

Brice Williams had a game-high 25 points while Rienk Mast and Juwan Gary put together double-doubles in Nebraska's 84-63 win over Oregon State on Nov. 18. Williams finished with 25 points on 9-of-17 shooting, as Nebraska took control early with a 32-4 first-half run and continued its best start since 2008-09.

Rienk Mast finished with 15 points and 13 rebounds, while Juwan Gary added 12 points and 10 boards off the

**6** The 5-0 start in 2023-24 marks the sixth time since 2000 that Nebraska has opened a season with at least five straight wins (2008-09, 2006-07, 2005-06, 2003-04 and 2000-01). It is the Huskers' best start since joining the Big Ten in 2011-12.



# 46

Nebraska's 46 3-pointers thru five games is the second most by any Husker team in the last 20 seasons. Only the 2018-19 team - with 49 in the first five contests - made more 3-pointers in the first five games than the 2023-24 squad.

bench, as NU had a pair of double-doubles for the first time since 2021. Nebraska out-rebounded OSU, 44-31, and had 22 second-chance points, including 18 in the first half when the Huskers built a 44-24 advantage.

The Huskers trailed 11-6 early, as Jordan Pope hit his first four shots from the floor for Oregon State, but from that point it was all Huskers. NU went on a 32-4 spurt over the next 13 minutes, including a 20-0 spurt, to take a 38-15 lead after Gary's 3-pointer. The Huskers held Oregon State (3-1) scoreless for a stretch of 8:50 and held the Beavers to 35 percent on the afternoon.

Oregon State got to within 18 in the opening minute of the second half, but the Huskers responded with a 15-2 spurt to build a 29-point lead with just over 14 minutes remaining after a Mast basket. The Huskers led by as many as 31 before cruising to the 21-point win.

### Postgame Notes

- Nebraska improves to 5-0 for the first time since a 6-0 start in 2008-09.
- Nebraska scored 80-or-more points for the fourth time in five games.
- Nebraska improved to 2-0 in the Sanford Pentagon with wins over Oklahoma State (2018) and Oregon State (2023).
- Nebraska's 20-0 first-half run was its largest since a 20-0 run against Iowa on Dec. 29, 2022.
- Brice Williams posted his first 20-point game at Nebraska and 13th of his career with 25 points. His 25 points was a season high for any Husker in 2023-24.
- Rienk Mast and Juwan Gary both posted double-doubles, marking the first time NU has recorded multiple double-doubles since Dec. 1, 2001.

### WORTH NOTING

- The Huskers are 11-3 over the last 13 games dating back to Feb. 1, 2023. A big reason for that is NU's offense, as NU has averaged 76.2 ppg on 48 percent shooting in that stretch. For the first 23 games last year until Feb. 1, NU was at 65.4 ppg. NU has scored 70+ points in 12 of the past 14 games after reaching that mark just seven times in the first 23 games of last season.

- NU's 9.2 3-pointers per game is third in the Big Ten entering this week's games. NU has averaged more than 8.0 3-pointers/game twice in program history (2001-02 and 2020-21).

- Nebraska has been stout on the defensive end during the early portion of the season. The Huskers are among the Big Ten leaders in points per game (56.4, second), field goal percentage defense (.332, first) and rebound margin (+13.5, first). NU is also 42nd nationally in defensive efficiency according to KenPom as of Nov. 20..

- Nebraska's bench has provided a spark early on, averaging 27.4 points per game in the first five contests. The Huskers' leading scorer has come from the bench three times (Hoiberg-Lindenwood; Wilcher-Rider; Gary-Stony Brook), and NU has had at least one double-figure effort from its bench in the first five contests.

- Rienk Mast now has 23 career double-doubles entering Wednesday's game with Duquesne. The 6-foot-10 forward is 20th nationally among all active players and trails only Zach Edey (41) among current Big Ten players. Mast's three double-doubles leads the Big Ten and is third nationally as of Nov. 20.

- Nebraska is 18-4 under Hoiberg when scoring at least 80 points including 13-1 over the last three seasons. The only loss was a 104-100 quadruple overtime game at North Carolina State on Dec. 1, 2021. NU has won its last 11 games when reaching the 80-point plateau.

- Nebraska regained its top two returning scorers last week, as Keisei Tominaga (13.1 ppg in 2022-23) returned from an ankle injury on Monday and Juwan Gary (9.6 ppg, 6.5 pg) made his 2023-24 debut on Wednesday vs. Stony Brook. Tominaga missed NU's first two games, while Gary, who had off-season shoulder surgery had not played since suffering the injury on Jan. 10, 2023.

- Nebraska is 61-15 (.803) in non-conference games at Pinnacle Bank Arena since the building opened in 2013.

### FINDING BALANCE

Nebraska relied on its depth and balance early in the season. While the Huskers have four players averaging double figures, five others are between 4.0 and 7.0 ppg after five games.

- Nebraska has had eight different players reach double figures and have had a different leading scorer in each of the first five games. That group does not include Keisei Tominaga, who was NU's leading returning scorer.

- No Husker averages more than 27.5 minutes per game, while 10 Huskers are averaging double figures in minutes. Despite the number of different lineups NU has been forced to use, the Huskers have had at least eight players play double-figure minutes in each of the first five games.

- NU has gotten at least one double-figure effort from its bench in each of the first five contests. The Huskers have gotten nearly 35 percent of their scoring from the bench over the first five contests.

- Seven of the 12 players who played in the season opener were making their Husker debut. In fact, junior C.J. Wilcher was the only player who appeared in both the 2022-23 and 2023-24 openers.

Offensive Improvement		
Category	First 23	Since Feb. 1
Games	23	14
Points per Game	65.4	75.6
FG Pct.	.442	.481
3-Pt Pct.	.310	.351
3 Pt/Gam	6.3	8.2
70+ Games	7	12
80+ Games	3	6

Big Red Defense		
Category	No.	BIG Rk.
Points per Game	56.4	2nd
FG Pct. Defense	.332	1st
Opponent 3-Pt Pct.	.230	3rd
Rebounding Margin	+13.4	1st

Different Husker Each Night		
Name	Opponent	Pts.
Hoiberg	Lindenwood	15
Mast	Florida A&M	20
Wilcher	Rider	13
Gary	Stony Brook	19
Williams	Oregon State	25

### TOP-10 PBA CROWDS

No.	Attend.	Opponent	Date
1.	15,998	Wisconsin	March 9, 2014
2.	15,991	Penn State	Feb. 25, 2018
3.	15,987	Tennessee-Martin	Nov. 28, 2014
4.	15,978	Northwestern	March 1, 2014
5.	15,960	Iowa	Feb. 25, 2022
6.	15,952	Iowa	Jan. 27, 2018
7.	15,950	Creighton	Dec. 8, 2018
8.	15,949	Arkansas State	Dec. 14, 2013
9.	15,946	South Dakota State	Nov. 15, 2019
10	15,945	Minnesota	Jan. 26, 2014

### RECORD AT PINNACLE BANK ARENA

Season	Wins	Losses	Pct.
2013-14	15	1	.938
2014-15	10	6	.625
2015-16	10	8	.556
2016-17	8	8	.500
2017-18	16	1	.941
2018-19	13	5	.722
2019-20	5	11	.313
2020-21	6	9	.400
2021-22	7	11	.368
2022-23	11	4	.733
2023-24	4	0	1.000
<b>Totals</b>	<b>105</b>	<b>65</b>	<b>.618</b>

### 2023-24 MISC. STATS

#### TEAM LEADERS

**Double-Figure Scoring Games:**Mast (5); Williams (4); Allick (2); Gary (2); Wilcher (2); Hoiberg (1); Rice (1); Tominaga (1);

**10+ Rebounding Games:**.....Mast (3); Gary (1)

**10+ Assist Games:**..... N/A

**Double-Doubles:**.....Mast (3); Gary (1)

**Triple-Doubles:**..... N/A

**20-Point Games:**.....Mast (1); Williams (1)

**30-Point Games:**..... N/A

**Games Leading NU in Scoring:\*** Hoiberg (1); Mast (1); Wilcher (1); Gary (1); Williams

**Games Leading NU in Rebounding:\***..Allick (1); Mast (3); Williams (1)

**Games Leading NU in Assists:\***.....Coleman (1); Lawrence (2); Williams (1); Mast (1)

**Games Leading NU in Blocks\*** .....Wilcher (2); Gary (1); Allick (1); Williams (1); Coleman (1); Diop (1); Rice (1); None (1)

**Games Leading NU in Steals**...Allick (2); Hoiberg (1); Lawrence (1); Tominaga (2); Williams (1)

#### HUSKER DOUBLE-DOUBLES IN 2023-24

Player	Opponent	Totals
Mast	Florida A&M	20 pts./16 reb.
Mast	Rider	12 pts./13 reb.
Mast	Oregon State	15 pts./13 reb.
Gary	Oregon State	12 pts./10 reb.

#### HUSKER DOUBLE-DOUBLES BOARD

Player	2023-24	at Neb	Career*
Mast	3	3	23
Allick	0	0	11
Williams	0	0	4
Gary	1	2	4
Keita	0	1	1
Coleman	0	0	2
<b>Totals</b>	<b>4</b>	<b>6</b>	<b>45</b>

\*-Includes previous D-1 school

2023-24 MBB QUICK FACTS

Location ..... Lincoln, Neb.  
 Founded ..... 1869  
 Enrollment ..... 23,600 (Fall 2023)  
 Nickname ..... Cornhuskers, Huskers  
 Colors ..... Scarlet & Cream  
 Affiliation ..... NCAA Division I  
 Conference ..... Big Ten Conference  
 Home Arena ..... Pinnacle Bank Arena  
 Capacity/Year Opened ..... 15,000/2013  
 Chancellor ..... Rodney Bennett  
 Faculty Rep. .... Scott M. Fuess Jr.  
 Vice Chancellor, Director of Athletics ..... Trev Alberts  
 Athletic Dept. Phone ..... (402) 472-4224  
 Assistant A.D./Ticketing ..... Holly Adam  
 Ticket Office Phone ..... (402) 472-3111 or 1-800-8BIGRED  
 Website ..... Huskers.com

BASKETBALL HISTORY

First year of basketball ..... 1896-97  
 Regular-season conference titles (last) ..... 7 (1950)  
 Postseason conference titles (last) ..... 1 (1994)  
 All-time postseason appearances ..... 26  
 All-time postseason record ..... 24-25  
 NCAA Appearances (last) ..... 7 (2014)  
 NIT Appearances (last) ..... 19 (2019)

BASKETBALL STAFF

Head Coach ..... Fred Hoiberg (5th season)  
 Alma Mater (Year) ..... Iowa State (1995)  
 Assistant Coaches ..... Adam Howard (2nd season)  
 ..... Nate Loenser (3rd season)  
 ..... Ernie Zeigler (2nd season)  
 Director of Men's Basketball Strength and Conditioning ..... Kurt Joseph  
 Director of Basketball Strategies & Business Operations ..... Luca Virgilio  
 Asst. Director of Operations ..... Sheryl Burbach  
 Director of Player Development ..... Emmanuel Tommy  
 Video Coordinator ..... Michael Bania  
 Recruiting Coordinator ..... Padyn Borders  
 Graduate Managers ..... Nihilo Ibarra, Justin Moore, Joey St. Pierre  
 Athletic Trainer ..... Andrew McCabe  
 Equipment Manager ..... Pat Norris

2023-24 TEAM INFORMATION

2022-23 Record ..... 16-16 (11-4 H, 4-9 A, 1-3 N)  
 Big Ten Record (Finish) ..... 9-11 (t-11th)  
 Big Ten Championship ..... 0-1, lost to Minnesota, 78-75  
 Postseason ..... None  
 Starters Returning/Lost ..... 3/3  
 Lettermen Returning/Lost ..... 7/6  
 Scholarship Newcomers ..... 7

COMMUNICATIONS INFORMATION

Associate A.D./Communications ..... Keith Mann  
 Office Phone ..... (402) 472-2263  
 Sr. Assoc. Director/MBB Contact ..... Shamus McKnight  
 Office/Cell Phone ..... (402) 472-7772/ (402) 540-0268  
 E-Mail ..... smcknight@huskers.com  
 Press Row Phone ..... (402) 904-5925  
 Communications Mailing Address ..... P.O. Box 880123,  
 ..... 800 Stadium Drive, Lincoln, NE 68588-0123

MEDIA WEBSITE

Media can access Nebraska's media site for headshots, the digital media guide, press conference videos and more.

Huskers.com/media

2.67

Nebraska enjoyed one of its best assist-to-turnover ratios in the Fred Hoiberg era in Saturday's win over Oregon State. NU's 2.67-to-1 ratio (16-to-6) was the third-best total in the last five seasons, trailing a 3.13-to-1 mark vs. Doane (25-to-8) in 2020 and a 3.00-to-1 (12-to-4) at No. 22 Ohio State in 2022.

MAST'S MASSIVE NIGHT

Rienk Mast put together a strong performance in Nebraska's win against Florida A&M on Nov. 9. The 6-foot-10 forward had game highs of 20 points and 16 rebounds for his first double-double as a Husker.

- He became the first Husker in the Big Ten era (2011-12 to present) to have a game with at least 20 points and 15 rebounds, and the first Husker to do so since All-Big 12 performer Aleks Maric in 2008.
- Since 1990, only six Huskers have had games with at least 20 points and 15 rebounds. That list includes Aleks Maric, Kimani Ffriend, Venson Hamilton, Mikki Moore and Eric Piatkowski.

- Mast's 16 rebounds were the most by a Husker since Yvan Ouedraogo had 19 rebounds against Northwestern on March 1, 2020, and the second-highest rebound total in Hoiberg's four-plus seasons at Nebraska.
- Mast is averaging 14.8 ppg while topping the Huskers in both rebounding (11.2 rpg) and assists (2.8 apg). He is one of 11 players averaging a double-double with at least 2.5 assists per game as of Nov. 19.

NEW FACES, NEW ROLES

Nebraska made a big splash in the transfer portal, adding five players to the roster, and their impact is already being felt during the early portion of the season. The group of Josiah Allick (New Mexico), Jarron Coleman (Bradley), Rienk Mast (Bradley), Ahron Ullis (Iowa) and Brice Williams (Charlotte) combined for more than 4,300 points, 2,100 rebounds and 800 assists entering this year.

Mast is averaging 14.8 points per game while leading the Huskers in both rebounds (11.2 rpg) and assists (2.8 apg). He is one of three power conference players as of Nov. 20 averaging at least 10.0 points, 10.0 rebounds and 2.5 assists per game. Mast currently ranks second in the Big Ten in rebounding and 16th in scoring. The 6-foot-10 forward has been in double figures in all five contests - the only Husker to do so - including a 20-point, 16-rebound effort against Florida A&M.

Allick has been a force inside, averaging 6.8 points per game and 6.0 rebounds per game. He is second on the team and 20th in the Big Ten in rebounds and is a big reason why the Huskers lead the conference in rebound margin. He is fourth in the Big Ten in offensive rebounds (3.0) as of Nov. 20. Allick has two double-figure efforts, including 11 points and eight boards against Lindenwood.

Williams has started all five contests and is second on the team in scoring (15.4 ppg) and fourth in rebounding (6.0 rpg) while shooting 44 percent from 3-point range. The 6-foot-7 guard is 14th in the Big Ten in scoring and has been in double figures four times this season, highlighted by a 25-point effort in the win against Oregon State on Nov. 17 and a 17-point, nine-rebound, four-assist effort against Stony Brook on Nov. 15.

Coleman has come off the bench in all five contests and is tied for the team lead with 2.8 assists per game while also adding 3.4 points and 3.0 rebounds per outing. He has a 2-to-1 assist-to-turnover ratio.

Adding Experience (Numbers Heading Into 2023-24)

Player	Last School	GP/Starts	Points	Rebounds	Assists
Josiah Allick	New Mexico	103/84	1,005	602	104
Jarron Coleman	Ball State	108/86	1,165	467	334
Rienk Mast	Bradley	88/79	1,001	656	151
Ahron Ullis	Iowa	84/27	333	134	160
Brice Williams	Charlotte	88/27	801	329	72
<b>Totals</b>		<b>471/303</b>	<b>4,305</b>	<b>2,188</b>	<b>821</b>

IMPROVED BOARD WORK

One of the areas where Nebraska has made significant improvement is on the boards. The additions of Rienk Mast, Josiah Allick and Brice Williams along with the return of Juwan Gary have made the Huskers formidable on the glass.

- Nebraska has a +13.4 rebound margin through five games to lead the Big Ten. Last season the Huskers were 11th in rebounding margin (-1.0)
- NU had a positive rebound margin (+3.1) prior to Juwan Gary's season-ending injury last January. Gary was second on the team in rebounding (6.5 rpg) and 15th in the Big Ten in that category on Jan. 10. Over the final 16 games of the 2022-23 season, NU was out-rebounded by 5.1 rebounds per game.
- Mast (MVC) and Allick (Mountain West) both ranked second in their respective conferences in 2022-23 in rebounding, while Williams was 15th in Conference USA. In addition, Mast led the MVC in rebounding during the 2021-22 season.
- NU has out-rebounded four straight opponents by at least 10 boards, the first time that has happened since the first four games of the 2004-05 season.

Huskers with 20+ Points/15+ Rebounds (Since 1990)

Name	Opponent	Date	Pts.	Reb.
<b>Rienk Mast</b>	<b>FAMU</b>	<b>11/9/23</b>	<b>20</b>	<b>16</b>
Aleks Maric	Missouri	2/13/08	32	16
Aleks Maric	Alabama A&M	11/17/07	21	16
Aleks Maric	Missouri	2/24/07	31	19
Aleks Maric	vs. Houston	12/23/06	21	15
Aleks Maric	at Iowa State	2/15/06	37	16
Kimani Ffriend	Baylor	1/22/00	21	19
Venson Hamilton	Okl. St.	2/17/99	20	15
Mikki Moore	at Nevada	3/18/97	21	15
Eric Piatkowski	Kent	12/5/92	23	16
Eric Piatkowski	E. Wash.	12/21/91	23	15

Improving on the Boards

Season	Reb Margin (B1G Rk.)
2023-24	+13.4 (1st)
2022-23	-1.0 (11th)
2021-22	-7.0 (14th)
2020-21	-3.0 (14th)
2019-20	-9.6 (14th)
2018-19	-2.3 (t12th)

**TOMINAGA NAMED PRESEASON ALL-BIG TEN**

Nebraska senior guard Keisei Tominaga was honored as one of 10 players selected to the preseason All-Big Ten team. He became just the third Husker to be named preseason All-Big Ten since Nebraska joined the conference in 2011-12, joining James Palmer Jr. (2018) and Terran Petteway (2014). Last season, he averaged 13.1 points per game on 53 percent shooting, including 40 percent from 3-point range, while appearing in all 32 contests. Tominaga led the Huskers in 3-pointers with 66 and was one of only six players nationally to average double figures and shoot 50 percent from the field, 40 percent from 3-point range and 85 percent from the foul line.

During Big Ten play, he led NU in scoring at 14.2 ppg to rank 15th in the conference while also ranking among Big Ten leaders in field goal percentage (.512, seventh) and 3-pointers per game (2.3, sixth) as he shot 41 percent from beyond the arc. He had seven of his nine 20-point games during Big Ten contests, including a career-high 30-point effort against Penn State, and added 23 points in NU's loss to Minnesota in the Big Ten Tournament.

Tominaga has played in NU's last three games since returning against Rider on Nov. 13 and is averaging 11.0 points per game. His two 3-pointers in the second half started a 17-0 spurt that put the game away. He followed up with a 16-point effort in the win over Stony Brook and added eight points against Oregon State.

**A QUICK LOOK AT THE HUSKERS**

Nebraska entered the 2023-24 season with its most experienced roster in Fred Hoiberg's five seasons at the helm. The Huskers returned seven letterwinners and three redshirts while adding seven new players to the roster.

- For the first time since 2018-19 and the third time since 2012-13, the Huskers return more than 50 percent of their scoring from the previous year.
- NU also returned 86 starts, which is the most since the 2018-19 NIT team. That breakdown is as follows: C.J. Wilcher (26); Keisei Tominaga (25); Juwan Gary (17); Jamarques Lawrence (12); Blaise Keita (5); Sam Hoiberg (1).
- The Huskers return five of their top eight scorers from a year ago, as Keisei Tominaga's 13.1 ppg is the highest for a Husker returnee since James Palmer Jr. in 2018-19 (17.2 ppg).
- The 2023-24 Huskers are an experienced bunch with nine of the 13 scholarship players in at least their fourth season of college basketball. The group features one sixth-year senior in Jarron Coleman and five others who are in their fifth season of college basketball.
- The 2023-24 roster combined for 766 appearances, including 409 starts, at the Division I level entering the season. That does not include two seasons of junior college basketball for both Keisei Tominaga and Blaise Keita.

**HUSKERS TO BE CHALLENGED IN 2023-24**

Nebraska will play 12 games this season against ranked teams or teams receiving votes in either the Associated Press or the USA Today Coaches preseason polls.

- Nebraska's home schedule features three preseason top-10 opponents in No. 3/2 Purdue, No. 4/4 Michigan State and No. 8/8 Creighton. In addition, NU also hosts three other teams (Wisconsin, Indiana and Ohio State) receiving votes.
- Nebraska travels to No. 25/RV Illinois and makes trips to four other teams that received preseason votes in Kansas State, Maryland, Indiana and Ohio State.

**TOMINAGA, MAST SPEND SUMMERS WITH NATIONAL TEAMS**

A pair of Huskers spent the summer representing their national teams in international events. Rienk Mast represented the Netherlands in the FIBA Olympic Pre-Qualifying Tournament in Turkey, while Keisei Tominaga played for Japan in the FIBA World Cup.

- Mast played in all three games for the Netherlands, averaging 6.0 points, 6.0 rebounds and 1.3 assists per game as the team posted a 1-2 record. His best performance was an eight-point, seven-rebound effort in a win over Belgium.
- Tominaga played in all five games for Japan, averaging 11.4 points per game in helping the team qualify for the 2024 Paris Olympics as the highest finishing team from Asia. He was named player of the game in the win over Cape Verde, finishing with 22 points on 8-of-11 shooting from the field, including 6-of-8 from 3-point range. Of the five NCAA players who played in the World Cup, Tominaga was the only one to average double figures.

**NCAA Players in 2023 FIBA World Cup**

Player	School/Country	GP	MGP	PPG	RPG	APG
Keisei Tominaga	Nebraska/Japan	5	17.9	11.4	1.2	1.4
Zach Edey	Purdue/Canada	5	4.6	3.8	1.4	0.4
Miro Little	Baylor/Finland	5	17.5	5.0	1.8	4.6
Olivier Nkamhoua	Michigan/Finland	5	18.2	8.0	3.8	2.0
Adam Moussa	Tarleton State/Egypt	5	11.8	2.0	0.6	1.4

**HUSKERS COMPLETE SPAIN TRIP WITH 3-0 MARK**

Nebraska made its first overseas trip since 2019 and went 3-0 against teams in Madrid (89-84, OT), Valencia (86-83) and Barcelona (82-62) despite having just nine players available for the trip.

C.J. Wilcher led five Huskers who averaged double figures with 17.0 ppg, while Brice Williams (16.3 ppg) and Eli

**Preseason All Big Ten Team**

- Terrence Shannon Jr., G, Illinois
- Julian Reese, F, Maryland
- Jahmir Young, G, Maryland
- Dawson Garcia, F, Minnesota
- A.J. Hoggard, G, Michigan State
- Tyson Walker, G, Michigan State
- Keisei Tominaga, G, Nebraska
- Boo Buie, G, Northwestern
- Zach Edey, C, Purdue
- Clifford Omoruyi, C, Rutgers

**NU All-Time Preseason All B1G**

Husker	Year
Keisei Tominaga	2022-23
James Palmer Jr.	2018-19
Terran Petteway	2014-15

**HUSKERS IN THE PROS**

With the start of the basketball season, a total of 23 former Huskers are playing professionally around the world.

**NBA/G LEAGUE**

**Player (Years at NU) ..... Team**

Dalano Banton (2020-21) .....	Boston Celtics
Bryce McGowens (2022) .....	Charlotte Hornets
Isaiah Roby (2017-19).....	Westchester Knicks/G League
Trey McGowens (2020-22) .....	Long Island Nets/G League
Duby Okeke (2018) .....	Greensboro Swarm/G League

**HUSKERS PLAYING OVERSEAS**

**Player (Years at NU) ..... Country**

Sek Henry (2007-10) .....	Turkey
Caleb Walker (2011-12) .....	France
Jorge Brian Diaz (2010-12) .....	Puerto Rico
Ray Gallegos (2010-14).....	Mexico
Shavon Shields (2013-16) .....	Italy
Leslee Smith (2014-15) .....	England
Tai Webster (2014-17) .....	Australia
Jack McVeigh (2016-18).....	Australia
Glynn Watson Jr. (2016-19) .....	Germany
James Palmer Jr. (2018-19).....	Turkey
Isaac Copeland Jr. (2018-19).....	Saudi Arabia
Dachon Burke Jr. (2019-20) .....	Lithuania
Matej Kavaz (2020).....	Austria
Thorir Thorbjarnarson (2018-21).....	Iceland
Shamiel Stevenson (2010-21).....	Croatia
Lat Mayen (2021-22) .....	Australia
Sam Griesel (2023) .....	Germany
Derrick Walker (2021-23) .....	Spain



**MCGOWENS HELPS USA TO GOLD**

Former Nebraska men's basketball player Trey McGowens earned a gold medal this past October, leading Team USA to a gold medal in the FIBA 3x3 U23 World Cup on Sunday in Lublin, Poland.

McGowens, who played at Nebraska for two seasons (2020-22), was named MVP of the Tournament and named to the Team of the Tournament, as the United States went 7-0. McGowens, who played for the Long Island Nets in the NBA G League last season, led all tournament players with 54 points during the competition.

At Nebraska, McGowens was a two-year starter for the Huskers (2020-22). He averaged 9.2 points, 4.0 rebounds, 2.0 assists and 1.5 steals per game at NU while he was often assigned to the opponent's top perimeter scoring threat.



**HUSKER MBB RADIO SHOW**

The Husker Basketball Radio Show airs throughout the 2023-24 season across the Huskers Radio Network. Join hosts Greg Sharpe and Jessica Coody with Head Coach Fred Hoiberg or a member of the Husker Basketball Coaching staff each week. The show typically airs on Monday nights during the season. A complete schedule is below.

The show can be heard across Huskers Radio Network stations and for free on Huskers.com. Fans are encouraged to text their questions to (402) 413-2400 and join the discussion. Fans can also watch for free on the internet at [YouTube.com/Huskers](https://www.youtube.com/Huskers).

Date	Time
Monday, November 20	6 p.m.*
Monday, November 27	6 p.m.*
Monday, December 4	6 p.m.
Monday, December 11	6 p.m.
Monday, December 18	6 p.m.
Tues., Dec. 27 or Wed, Dec. 28	6 p.m.
Tuesday, January 2	6 p.m.
Monday, January 8	6 p.m.*
Monday, January 15	6 p.m.
Monday, January 22	6 p.m.
Monday, January 29	6 p.m.
Monday, February 5	6 p.m.*
Monday, February 12	6 p.m.
Monday, February 19	6 p.m.
Monday, February 26	6 p.m.
Monday, March 4	6 p.m.
Monday, March 11	6 p.m.

\*-Taped segments

**HOIBERG'S HUSKER TIES**

While Fred Hoiberg grew up in Ames and played his high school (Ames High School) and college basketball (Iowa State) there, he was born in Lincoln and has numerous ties to the city and to the University of Nebraska.

- Fred's father (Eric) and mother (Karen) both earned their undergraduate degrees from Nebraska in 1966. In fact, Eric earned his undergraduate degree, Master's degree, and Ph.D. in sociology from the university.
- His maternal grandfather was former Husker basketball coach Jerry Bush. Known as the "Big Bear of the Coliseum," Bush guided NU from 1955 to 1963, and directed two of the greatest upsets ever – a 43-41 victory over top-ranked Kansas and Wilt Chamberlain, and a 55-48 victory over No. 4 Kansas State and Olympian Bob Boozer during the 1957-58 campaign.
- His paternal grandfather (Otto) received his Master's Degree and Ph.D from Nebraska. He joined the faculty of the University of Nebraska in 1948, where he taught sociology and served as director of the community development program in the University of Nebraska Extension Division.
- Fred's son (Sam) is in his third season on the Husker basketball team after walking on. Fred and Sam are one of 22 father-son duos in Division I this season.

Rice (16.0 ppg) both averaged at least 16 points per game. Redshirt freshman Cale Jacobsen led NU in rebounding at 8.3 per game and tied Jamarques Lawrence for the team high in assists per game (4.3 apg).

**HUSKER COACHING STAFF RETURNS INTACT**

Nebraska's full-time coaching staff remains the same as it was during the 2022-23 season with Nate Loenser, Adam Howard and Ernie Zeigler joining Head Coach Fred Hoiberg on the Husker bench.

- Loenser begins his third season on the Husker staff. He joined the Husker program after spending five seasons with the Chicago Bulls organization. Loenser was an assistant coach for the Bulls under both Fred Hoiberg and Jim Boylan for three seasons. He also served as the Bulls' video coordinator and head coach of the Windy City Bulls. Loenser worked with Hoiberg at Iowa State for two seasons.
- Howard is in his second year on the coaching staff. He was selected to participate in the 2023 TopConnect Basketball Symposium, an event featuring some of the nation's top assistant coaches. Prior to joining the NU staff, he spent four years at South Alabama, helping the program to 75 wins in that span after the program had seven straight losing seasons. In 2021-22, South Alabama won 21 games, the school's highest total since 2008. Howard also coached at Troy, Tennessee, Southern Miss and Morehead State after playing collegiately at Western Kentucky.
- Zeigler is also in his second year at Nebraska. He joined the NU staff in August of 2022 after spending six years on Ben Howland's staff at Mississippi State. The Bulldogs had four postseason appearances between 2018-22. Zeigler spent six seasons as the head coach at Central Michigan (2007-12) and previously served stints at UCLA, Pittsburgh, Kansas State, Detroit and Bowling Green.

**QUICK HITTERS**

- Nebraska improved its win total from 10 to 16 games in 2022-23. NU was one of four Big Ten teams which increased its win total by at least six games last season (also Northwestern, Maryland and Penn State). Of Nebraska's 16 losses this season, 12 were against NCAA Tournament qualifiers.
- Nebraska has improved its season record in each of the last three years under Fred Hoiberg and increased its win total in each of the last two seasons. If Nebraska can increase its win total in 2023-24, it will mark the first time since the mid-1960s (1963-64 to 1965-66) that the Huskers increased their win total for three straight years.
- Nebraska's nine Big Ten wins were the most since winning a school-record 13 Big Ten games in 2017-18. It was NU's third-highest conference win total since joining the Big Ten in 2011-12. In all, 11 Big Ten teams reached postseason play, including eight NCAA Tournament teams, in 2022-23.
- Nebraska had multiple All-Big Ten selections with Derrick Walker and Keisei Tominaga. It marked the first time since 2017-18 that NU had multiple all-conference picks. Walker became the first Husker to receive second team or higher All-Big Ten honors since James Palmer Jr. in 2017-18.

**HUSKER ROSTER HAS INTERNATIONAL FLAVOR**

NU's roster has had an international flavor in recent seasons and that trend will continue in 2023-24. Four Huskers hail from overseas, including Keisei Tominaga (Moriyama Nagoya Aichi, Japan), Matar Diop (Dakar, Senegal), Blaise Keita (Bamako, Mali), and Rienk Mast (Groningen, Netherlands).

In five seasons under Hoiberg, NU has had players on its roster from a host of countries, including Australia, Canada, England, France, Iceland, Lithuania, and Slovenia.

**ALL IN THE FAMILY**

Several members of the 2023-24 Huskers have family members who have played basketball at the college or professional levels. The list is led by Fred Hoiberg, who played in the NBA for a decade after a standout career at Iowa State. In addition, Ramel Lloyd was a Parade All-American who scored over 1,600 points at the college level at Syracuse and Long Beach State, while Henry Williams scored a school-record 2,383 points at Charlotte and his number 34 jersey was retired by the school. Keisei Tominaga's father didn't play college basketball but was a center on the Japanese national team at the 1998 FIBA World Championship and played professionally in Japan for a decade.

Player	Relative	College (Sport)
Josiah Allick	Bekka (Sister)	Nebraska (VB)
	Bill Ziegelbein (Stepfather)	Nebraska (FB)
	Colleen Ziegelbein	UNLV (Swimming)
Sam Hoiberg	Fred (Father)	Iowa State/NBA (MBB)
	Jack (Brother)	Michigan State/UT-Arlington (MBB)
Keisei Tominaga	Hiroyuki (Father)	Played Internationally for Japan (MBB)
Ramel Lloyd Jr.	Ramel Sr. (Father)	Syracuse/Long Beach State (MBB)
Ahron Ulis	Tyler (Brother)	Kentucky/NBA (MBB)
C.J. Wilcher	Sergio (Father)	Morgan State (MBB)
	Simeon (Brother)	St. John's (MBB)
Brice Williams	Henry (Father)	Charlotte (MBB)

**SINGLE-GAME TICKETS ON SALE NOW**

Single-game tickets for the 2023-24 Nebraska men's basketball season are on sale now. 300 Level seats are now available for all 2023-24 games. The Big Ten Conference games as well as the matchup against Creighton are priced at \$11 apiece, while the remaining non-conference games are priced at \$8 per game.

Tickets can be purchased by visiting [Huskers.com/Tickets](https://www.huskers.com/tickets) or calling the Nebraska Athletic Ticket Office at 800-8-BIG-RED during business hours (8 a.m.-5 p.m., Monday-Friday).



# NEBRASKA BASKETBALL RADIO/TV ROSTER



**0 | C.J. WILCHER**  
Jr. | G | 6-5 | 214



**1 | SAM HOIBERG**  
So. | G | 6-0 | 183



**2 | RAMEL LLOYD JR.**  
RFr. | G | 6-6 | 210



**3 | BRICE WILLIAMS**  
Jr. | G | 6-7 | 213



**4 | JUWAN GARY**  
Jr. | F | 6-6 | 221



**5 | AHRON ULIS**  
Jr. | G | 6-3 | 190



**9 | JARRON COLEMAN**  
Sr. | G | 6-5 | 213



**10 | JAMARQUES LAWRENCE**  
So. | G | 6-3 | 182



**11 | ELI RICE**  
Fr. | G | 6-8 | 213



**15 | BLAISE KEITA**  
Jr. | F | 6-11 | 257



**21 | MATAR DIOP**  
Fr. | F | 6-10 | 213



**24 | JEFFREY GRACE III**  
So. | G | 6-3 | 197



**30 | KEISEI TOMINAGA**  
Sr. | G | 6-2 | 179



**31 | CALE JACOBSEN**  
RFr. | G | 6-4 | 20



**35 | HENRY BURT**  
RFr. | F | 6-7 | 216



**51 | RIENK MAST**  
Jr. | F | 6-10 | 248



**53 | JOSIAH ALLICK**  
Sr. | F | 6-8 | 231



**FRED HOIBERG**  
Head Coach



**ADAM HOWARD**  
Assistant Coach



**NATE LOENSER**  
Assistant Coach



**ERNIE ZEIGLER**  
Assistant Coach



**KURT JOSEPH**  
Director of Men's Basketball Strength & Conditioning



**LUCA VIRGILIO**  
Director of Basketball Strategies & Business Operations



**EMMANUEL TOMMY**  
Director of Player Development



**MICHAEL BANIA**  
Video Coordinator



**PADYN BORDERS**  
Recruiting Coordinator



**SHERYL BURBACH**  
Assistant Director of Basketball Operations



**ANDREW MCCABE**  
Athletic Trainer



**PAT NORRIS**  
Equipment Manager



**JAKE BLATTNER**  
Performance Nutrition Coordinator




**MATT THOME**  
NAPL Director



**NIHI IBARRA**  
Graduate Manager



**JUSTIN MOORE**  
Graduate Manager



**JOEY ST. PIERRE**  
Graduate Manager



2023-24  
Nebraska Roster



**BROADCAST NOTES**

**2023-24 RECORD**  
5-0/0-0 Big Ten

**LAST GAME**  
Sat., Nov. 18  
vs. Oregon State W, 84-63

**NEXT GAMES**  
Wed., Nov. 22  
Duquesne (7 p.m./BTN)

Sun., Nov. 26  
Cal St. Fullerton (1 p.m./B1G+)

Sun., Dec. 4  
Creighton (3 p.m./FS1)

**HEAD COACH**  
Fred Hoiberg (Iowa St., 1995)  
Nebraska: 45-83 / 5th  
Career: 160-139 / 10th

**ASSISTANTS**  
Adam Howard, 2nd season  
Nate Loenser, 3rd season  
Ernie Zeigler, 2nd season

**2023-24 SCHEDULE**  
**NOV**  
6 Lindenwood..... W, 84-52  
6 Florida A&M..... W, 81-54  
13 Rider..... W, 64-50  
15 Stony Brook..... W, 84-63  
18 vs. Oregon State..... W, 84-63  
22 Duquesne  
26 Cal State Fullerton


**DEC**  
3 Creighton  
6 at Minnesota \*  
10 Michigan State \*  
17 at Kansas State  
20 North Dakota  
29 South Carolina State

**JAN**  
3 Indiana \*  
6 at Wisconsin \*  
9 Purdue \*  
12 at Iowa \*  
17 at Rutgers \*  
20 Northwestern \*  
23 Ohio State \*  
27 at Maryland \*

**FEB**  
1 Wisconsin \*  
4 at Illinois \*  
7 at Northwestern \*  
10 Michigan \*  
17 Penn State \*  
21 at Indiana \*  
25 Minnesota \*  
29 at Ohio State \*

**MARCH**  
3 Rutgers \*  
10 at Michigan \*  
13-  
17 at Big Ten Tournament  
\*Big Ten Game

**C.J. WILCHER** (WILL-CHUR) G / 6-5 / 214 / Jr. / Plainfield, N.J.



	GP/GS	PPG	RPG	APG	SPG	FG%	3PT%	FT%
Season	5/2	7.4	1.4	1.2	0.2	.444	.389	.750
B1G	0/0	0.0	0.0	0.0	0.0	.000	.000	.000
Career	83/29	7.2	2.0	1.0	0.6	.429	.363	.654

**Last Game:** Had three points and an assist in 12 minutes against Oregon State

- ◀ Came off the bench for 13 points and five rebounds vs. Rider
- ◀ Third-year Husker who has played every game over the last two seasons, including 29 starts
- ◀ Averaged 8.0, 2.4 rebounds & 1.4 assists per game in 2022-23, with 10 double-figure games
- ◀ Has two career 20-point games (22 at Indiana; 20 vs. Omaha) and 26 career double-figure games

CAREER HIGHS	Pts.
	22, at Indiana (12/7/22)
Reb.	6, Three times
Asst.	4, Three times
Stls.	3, vs. Idaho St. (11/19/21)
Bl.	2, Two times

**SAM HOIBERG** G / 6-0 / 183 / So. / Lincoln, Neb.



	GP/GS	PPG	RPG	APG	SPG	FG%	3PT%	FT%
Season	5/0	6.4	2.4	1.0	1.0	.550	.357	.625
B1G	0/0	0.0	0.0	0.0	0.0	.000	.000	.000
Career	26/1	4.5	1.9	0.5	0.7	.551	.389	.778

**Last Game:** Totaled five points in 12 minutes of work against Oregon State

- ◀ Led NU with a career-high 15 points and added five rebounds and two assists vs. Lindenwood
- ◀ Moved in the rotation over the final 12 games, averaging 6.6 ppg on 58 percent shooting, and 2.9 rpg
- ◀ Had a career-high 16 points, including 3-of-3 from 3-point range, at Maryland on Jan. 28, 2023
- ◀ Sports media and communications major who hosts his own radio show during the season

CAREER HIGHS	Pts.
	15, Two times
Reb.	6, Three times
Asst.	2, vs. Lindenwood (11/6/23)
Stls.	4, vs. Florida A&M (11/9/23)
Bl.	1, Two times

**RAMEL LLOYD JR.** G / 6-6 / 210 / Rfr. / Long Beach, Calif.



	GP/GS	PPG	RPG	APG	SPG	FG%	3PT%	FT%
Season	0/0	0.0	0.0	0.0	0.0	.000	.000	.000
B1G	0/0	0.0	0.0	0.0	0.0	.000	.000	.000
Career	0/0	0.0	0.0	0.0	0.0	.000	.000	.000

**Last Game:** Has not played in 2023-24

- ◀ Redshirt freshman who is recovering from a knee injury suffered during the first day of practice
- ◀ Played in all three games in Spain, averaging 5.7 ppg, 8.0 rpg, and 4.0 apg in his first action as a Husker
- ◀ Top-100 recruit averaged 11.6 ppg, 4.0 rpg and 1.9 apg at national power Sierra Canyon in 2021-22
- ◀ Co-hosts his own radio show with his father during the season

CAREER HIGHS	Pts.
	N/A
Reb.	N/A
Asst.	N/A
Stls.	N/A
Bl.	N/A

**BRICE WILLIAMS** G / 6-7 / 213 / Jr. / Huntersville, N.C.



	GP/GS	PPG	RPG	APG	SPG	FG%	3PT%	FT%
Season	5/5	15.4	5.4	2.60	0.60	.442	.435	.875
B1G	0/0	0.0	0.0	0.0	0.0	.000	.000	.000
Career	93/32	9.4	3.8	0.9	0.5	0.464	0.399	0.798

**Last Game:** Finished with 25 points, two assists and two steals vs. Oregon State

- ◀ Scored 16 of his 17 points in the second half and added nine boards vs. Stony Brook
- ◀ Had a season-high 15 points and six rebounds in 22 minutes vs. Florida A&M on Nov. 9
- ◀ Second-team All C-USA pick who averaged 13.8 ppg and 5.3 rpg in helping Charlotte to 2023 CBI title
- ◀ Father (Henry) scored 2,383 points at Charlotte and his No. 34 was retired by the school in 1992

CAREER HIGHS	Pts.
	32, vs. UAB (3/4/23)
Reb.	13, vs. Rice (2/25/23)
Asst.	4, Two times
Stls.	3, Two times
Bl.	3, Four times

**JUWAN GARY** (JUW-WAHN) F / 6-6 / 221 / Jr. / Columbia, S.C.



	GP/GS	PPG	RPG	APG	SPG	FG%	3PT%	FT%
Season	2/0	15.5	8.5	1.0	0.5	.619	.375	.333
B1G	0/0	0.0	0.0	0.0	0.0	.000	.000	.000
Career	78/35	6.3	4.0	0.4	0.7	.496	.243	.577

**Last Game:** Totaled 19 points and seven rebounds in his first action of 2023-24 vs. Stony Brook

- ◀ Returns after suffering season-ending injury in January after averaging 9.5 ppg and 6.5 rpg in 17 games
- ◀ Tough, athletic defender who ranked among Big Ten leaders in boards (15th) and steals (1.4, 7th)
- ◀ Had season-high 18 points against Minnesota, one of nine double-figure efforts in 2022-23
- ◀ Played two seasons at Alabama, helping Crimson Tide to SEC title and NCAA Sweet 16 in 2020-21

CAREER HIGHS	Pts.
	19, Three times
Reb.	11, Three times
Asst.	3, vs. Florida St. (11/27/22)
Stls.	4, at Kansas St. (12/17/22)
Bl.	3, Two times

**AHRON ULIS** (YOU-LISS) G / 6-3 / 190 / Jr. / Chicago, Ill.



	GP/GS	PPG	RPG	APG	SPG	FG%	3PT%	FT%
Season	0/0	0.0	0.0	0.0	0.0	.000	.000	.000
B1G	0/0	0.0	0.0	0.0	0.0	.000	.000	.000
Career	84/27	5.0	1.6	1.9	0.4	.374	.310	.780

**Last Game:** Has not played in 2023-24

- ◀ Iowa transfer who spent last 3 years with the Hawkeyes and posted better than 2-to-1 assist-to-TO ratio
- ◀ Started 27 games at point guard, averaging 6.1 ppg, 2.1 spg
- ◀ Scored a career-high 17 points on 8-of-10 shooting at Michigan State on 1/26/2023
- ◀ First-team All-Illinois by AP as a senior, averaging 20.3 ppg, 4.1 rpg and 2.8 apg for Marian Catholic

CAREER HIGHS	Pts.
	17, at Michigan St. (1/26/23)
Reb.	7, vs. Iowa St. (12/8/22)
Asst.	8, vs. W. Mich. (11/22/21)
Stls.	3, vs. Illinois (12/6/21)
Bl.	1, Five times

**JARRON "BOOGIE" COLEMAN** G / 6-5 / 213 / Sr. / Indianapolis, Ind.



	GP/GS	PPG	RPG	APG	SPG	FG%	3PT%	FT%
Season	5/0	3.4	3.0	2.8	0.4	.267	.182	.636
B1G	0/0	0.0	0.0	0.0	0.0	.000	.000	.000
Career	110/86	10.7	4.4	3.2	1.0	.402	.340	.716

**Last Game:** Had three assists and two boards in 15 minutes against Oregon State

- ◀ Transfer from Ball State, who has scored 1,165 points, 334 assists and 467 rebounds in college career
- ◀ Earned second-team All-MAC honors in 2022-23, averaging 14.3 ppg, 4.9 rpg and 3.8 apg
- ◀ Started 21 games at Missouri in 2021-22, averaging 8.6 ppg with a team-high 86 assists
- ◀ Was 2019-20 MAC Freshman of the Year (9.3 ppg, 4.8 rpg, 2.9 apg)

CAREER HIGHS	Pts.
	33, vs. Toledo (3/11/21)
Reb.	13, at Ole Miss (1/18/22)
Asst.	8, Four times
Stls.	4, Two times
Bl.	2, Three times

**JAMARQUES LAWRENCE** G / 6-3 / 182 / So. / Plainfield, N.J.



	GP/GS	PPG	RPG	APG	SPG	FG%	3PT%	FT%
Season	5/5	4.6	4.8	2.8	1.0	.300	.154	.600
B1G	0/0	0.0	0.0	0.0	0.0	.000	.000	.000
Career	33/17	4.9	2.6	1.3	0.5	.386	.341	.417

**Last Game:** Finished with three points, three assists and five rebounds vs. Oregon State

- ◀ Played in 28 games, including 12 starts as a freshman, averaging 5.0 points, 2.2 rebounds per game
- ◀ Started NU's final 12 games, averaging 9.0 ppg and 3.5 rpg, while shooting 39% from 3-point range
- ◀ Named Big Ten Freshman of the Week on March 6, 2022 after 15-point games vs. MSU and at Iowa
- ◀ First-team all-state as a senior, averaging 15.9 points, 5.0 rebounds and 3.5 assists at Roselle Catholic

CAREER HIGHS	Pts.
	15, Two times
Reb.	9, vs. Penn St. (2/5/23)
Asst.	4, Three times
Stls.	3, vs. Florida A&M (11/9/23)
Bl.	1, Four times

**ELI RICE** F / 6-8 / 213 / Fr. / Lebanon, Ind.



	GP/GS	PPG	RPG	APG	SPG	FG%	3PT%	FT%
Season	5/0	4.2	1.8	0.4	0.0	.333	.364	.583
B1G	0/0	0.0	0.0	0.0	0.0	.000	.000	.000
Career	5/0	4.2	1.8	0.4	0.0	.333	.364	.583

**Last Game:** Missed his only shot in 2:25 against Oregon State

- ◀ True freshman who can play either on the wing or in the frontcourt
- ◀ Finished with 16 points, including 3-of-6 from 3-point range, and four boards against Florida A&M
- ◀ Played at IMG Academy during his postgrad year, averaging 19 points and seven rebounds per game
- ◀ Was an all-state pick at Beech (Tenn.) High School in 2021-22, averaging 17.2 ppg, 7.1 rpg and 2.4 apg

CAREER HIGHS	Pts.
	16, vs. Florida A&M (11/9/23)
Reb.	5, vs. Lindenwood (11/6/23)
Asst.	1, vs. Lindenwood (11/6/23)
Stls.	N/A
Bl.	1, Two times

**BLAISE KEITA** (BLAZE KAY-TA) F / 6-11 / 257 / Jr. / Bamako, Republic of Mali



	GP/GS	PPG	RPG	APG	SPG	FG%	3PT%	FT%
Season	0/0	0.0	0.0	0.0	0.0	.000	.000	.000
B1G	0/0	0.0	0.0	0.0	0.0	.000	.000	.000
Career	21/5	2.0	3.5	0.5	0.3	.551	.000	.409

**Last Game:** Has not played in 2023-24

- ◀ Returnee who is coming back from ankle surgery after playing in 21 games in 2022-23
- ◀ Averaged 2.0 ppg on 51 percent shooting and 3.5 rpg while grabbing 10+ rebounds three times
- ◀ Grabbed 11 rebounds in 23 minutes in the Huskers' overtime win over Wisconsin on Feb. 11, 2023
- ◀ Posted his first career double-double with 14 points and 10 rebounds vs. Arkansas-Pine Bluff

CAREER HIGHS	Pts.
	14, vs. UAPB (11/20/22)
Reb.	12, vs. Omaha (11/10/22)
Asst.	2, Three times
Stls.	2, vs. Wisconsin (2/11/23)
Bl.	2, vs. Oklahoma (11/24/22)

**MATAR DIOP** (MA-TAR JOPE [AS IN HOPE]) F / 6-10 / 213 / Fr. / Dakar, Senegal



	GP/GS	PPG	RPG	APG	SPG	FG%	3PT%	FT%
Season	4/0	1.8	1.3	0.3	0.0	.667	.000	.500
B1G	0/0	0.0	0.0	0.0	0.0	.000	.000	.000
Career	4/0	1.8	1.3	0.3	0.0	.667	.000	.500

**Last Game:** Had two points, two rebounds and an assist in 2:25 against Oregon State

- ◀ Freshman who is one of NU's backup bigs as Blaise Keita recovers from offseason surgery
- ◀ Has a 7-foot-2 wingspan and provides the Huskers with interior size and athleticism
- ◀ Played at Keystone Athletic Academy in 2022-23, averaging 13 points and 13 rebounds per game
- ◀ Product of NBA Academy Africa who picked up the sport as a teenager

CAREER HIGHS	Pts.
	3, vs. Lindenwood (11/6/23)
Reb.	2, vs. Oregon State (11/18)
Asst.	1, vs. Oregon State (11/18)
Stls.	N/A
Bl.	1, Two times

**KEISEI TOMINAGA** (KAY-SAY TOE-IE-NAWGA) G / 6-2 / 179 / Sr. / Moriyama Nagoya Aichi, Japan



	GP/GS	PPG	RPG	APG	SPG	FG%	3PT%	FT%
Season	33	11.0	2.0	1.7	1.3	.433	.350	.000
B1G	0/0	0.0	0.0	0.0	0.0	.000	.000	.000
Career	65/28	9.6	1.6	0.7	0.7	.457	.371	.827

**Last Game:** Tallied eight points, two rebounds, two assists and two steals vs. Oregon State



# NEBRASKA HEAD COACH FRED HOIBERG

## NEBRASKA (2019-PRESENT)

- Hired as Nebraska's 28th men's basketball coach on March 30, 2019, a position his grandfather (Jerry Bush) held for nine seasons from 1954 to 1963.
- Is the only coach in school history with two road wins against top-10 teams
- Guided Nebraska to three consecutive road wins over ranked opponents (No. 23 Ohio State and No. 10 Wisconsin in 2021-22 and No. 7 Creighton in 2022-23) for the first time in school history
- Brought in the highest-ranked recruiting class in school history, as his 2021 class was ranked 13th nationally by ESPN.com
- Had NBA Draft Picks in both 2021 (Dalano Banton) and 2022 (Bryce McGowens) and has produced 12 players who have reached the NBA

## CHICAGO BULLS (2015-18)

- Coached the Chicago Bulls for three-plus seasons, posting a 115-155 record.
- Became just the fifth coach in franchise history to post a winning record in his debut season.
- Took the Bulls to the 2017 NBA Playoffs where they won the first two games against the top-seeded Boston Celtics, as the Bulls were the first No. 8 seed to take a 2-0 lead against a No. 1 seed since 1993.
- Was the fifth coach in NBA history to have each of his first two career playoff victories come on the road.

## IOWA STATE (2010-15)

- Served as head coach at his alma mater for five seasons, posting a 115-56 record, which is the top winning percentage in school history (.673).
- Led the Cyclones to four straight NCAA Tournament appearances - a program record - while his 115 wins were the most in a five-year stretch in school history.
- Guided Iowa State to back-to-back Big 12 Tournament titles in 2014 and 2015.
- Produced four All-Americans, 12 All-Big 12 honorees and 10 players who played in the NBA.
- Named Big 12 Coach of the Year in 2012, as the Cyclones went from three conference wins to 12 in one season.
- Won 28 games and reached the NCAA Sweet 16 in 2014.
- Led the Big 12 in scoring offense in two of his last four seasons and topped the conference in 3-pointers four times in five years.

## MINNESOTA TIMBERWOLVES (2005-10)

- Served as Vice President of Basketball Operations in 2009-10, overseeing the day-to-day operations of basketball programs including college and pro scouting, salary cap management and NBA Draft preparations.
- Was the Assistant General Manager for three seasons, helping the Timberwolves orchestrate a draft-day trade for five-time all-star Kevin Love in 2008.

## AS AN NBA PLAYER (1995-2005)

- Spent 10 years in the NBA with the Indiana Pacers (four seasons), Chicago Bulls (four seasons) and Minnesota Timberwolves (two seasons) after being selected in the second round of the 1995 NBA Draft.
- Was a member of three NBA Playoff Teams, including a Timberwolves team that reached the 2004 Western Conference Finals.
- Shot 40 percent from 3-point range during his career and led the NBA in 3-point shooting in his final season (48.3, 2004-05).
- Ended his NBA career abruptly at the age of 33 after undergoing open-heart surgery to repair an aneurysm in his aortic root.

## AS A PLAYER AT IOWA STATE (1991-95)

- Started all four seasons at Iowa State, averaging 15.8 points, 6.9 rebounds, 2.8 assists and 1.6 steals per game in his collegiate career.
- His No. 32 was retired by Iowa State in 1997 and Hoiberg is a member of the Iowa State Hall of Fame.
- Garnered third-team All-America honors as a senior in 1994-95, averaging 19.9 points per game to help the Cyclones win a then-school-record 23 games and was named Big Eight Co-Male Athlete of the Year in 1995.
- Two-time Academic All-American who was inducted into the CSC Academic Hall of Fame in 2016.



## FRED HOIBERG'S COLLEGIATE COACHING RECORD

Year	School	Overall Record	Pct.	Conf. Record	Pct	Conf. Finish	Postseason
2010-11	Iowa State	16-16	.500	3-13	.188	12th	None
2011-12	Iowa State	23-11	.676	12-6	.677	T-3rd	NCAA Third Round
2012-13	Iowa State	23-12	.657	11-7	.611	T-4th	NCAA Third Round
2013-14	Iowa State	28-8	.778	11-7	.611	T-3rd	NCAA Sweet 16
2014-15	Iowa State	25-9	.735	12-6	.677	T-2nd	NCAA Second Round
2019-20	Nebraska	7-25	.219	2-18	.100	14th	None
2020-21	Nebraska	7-20	.259	3-16	.158	14th	None
2021-22	Nebraska	10-22	.313	4-16	.200	T-13th	None
2022-23	Nebraska	16-16	.500	9-11	.450	T-11th	None
2023-24	Nebraska	5-0	1.000	0-0	.000		
<b>Totals</b>		<b>160-139</b>	<b>.535</b>	<b>67-100</b>	<b>.401</b>		



# THE LAST TIME...

## Nebraska Team

Ranked in the top 5 (AP Poll) ..... Never Happened  
 Ranked in the top 10 (AP Poll) ..... March 1, 1966  
 Ranked in the top 20 (AP Poll) ..... Jan. 2, 1995  
 Ranked in the top 25 (AP Poll) ..... Dec. 31, 2018 (No. 24)  
 Ranked in the top 25 (USA Today Coaches Poll) ..... Dec. 31, 2018 (No. 23)

Played AP Poll No. 1 ranked team.....lost at No. 1 Indiana (47-76), 2/13/2013  
 Defeated AP Poll No. 1 ranked team ..... at No. 1 Missouri (67-51), 2/6/1982  
 Played AP Poll No. 2 ranked team.....lost at No. 2 Michigan (47-62), 1/9/13  
 Defeated AP Poll No. 2 ranked team ..... vs. No. 2 Oklahoma State (85-69), 2/5/1992  
 Played Team Ranked 1-5 by AP.....lost at No. 3 Purdue (55-73), 1/13/2023  
 Defeated Team Ranked 1-5 by AP..... vs. No. 3 Texas (70-67), 2/19/2011  
 Played Team Ranked 6-10 by AP.....won at No. 7 Creighton (63-53), 12/4/2022  
 Defeated Team Ranked 6-10 by AP..... at No. 7 Creighton (63-53), 12/4/2022  
 Defeated Team Ranked 11-25 by AP..... at No. 23 Ohio State (78-70), 3/1/2022  
 Defeated Team Ranked 1-10 by AP on Road..... at No. 7 Creighton (63-53), 12/4/2022  
 Defeated Ranked Team by AP on Road..... at No. 7 Creighton (65-63), 12/4/2022

Scored 100 or more points ..... 100; at NC State, 12/1/2021  
 Scored 90 or more points ..... 93; at Penn State, 2/27/2022  
 Scored 80 or more points ..... 84; vs. Oregon State, 11/18/2023  
 Scored less than 50 points ..... 48; Wisconsin, 2/10/2021  
 Scored less than 40 points ..... 38; at Oregon, 12/15/2012  
 Shot 75% from the field......750, vs. Nebraska-Omaha (42-56), 1/25/1988 \$  
 Shot 70% from the field......723; vs. UNC Wilmington (34-47), 12/5/1997  
 Shot 60% from the field......628; vs. Northwestern (27-43), 2/3/2015

Made 50 or more free throws ..... Never Happened  
 Made 40 or more free throws ..... 43, vs. Texas (43-59), 1/3/1996 - \$  
 Made 30 or more free throws ..... 37; vs. UTSA (37-50), 12/20/2017  
 Made 25 or more free throws ..... 25; vs. Florida A&M (25-36), 11/9/2023  
 Attempted 60 or more free throws ..... 60, vs. Kansas State (36-60), 1/11/1954 - \$  
 Attempted 50 or more free throws ..... 50, vs. UTSA (37-50), 12/20/2017  
 Attempted 40 or more free throws ..... 50, vs. UTSA (37-50), 12/20/2017  
 Attempted 30 or more free throws ..... 36; vs. Florida A&M (25-36), 11/9/2023  
 Shot 100% from the foul line (min 10 att.) ..... 1.000; at Penn State (16-16), 1/19/2013  
 Shot 95% from the foul line (min 10 att.) ..... 1.000; at Penn State, (16-16), 1/19/2013  
 Shot 90% from the foul line (min 10 att.) ..... .913; vs. Oklahoma State (21-23), 12/16/2018

Made 20 or more 3-pointers ..... Never Happened  
 Made 15 or more 3-pointers ..... 15; vs. Kennesaw State (15-29), 12/22/2021  
 Made 10 or more 3-pointers ..... 10; vs. Florida A&M (10-28), 11/9/2023  
 Made 0 3-pointers ..... 0; vs. Jacksonville State (0-5), 12/18/2012  
 Held Opponent to 0 3-pointers..... 0; Southeastern Louisiana, 11/22/2015  
 Attempted 40 or more 3-pointers ..... 41; vs. Nevada (9-41), 11/26/2020 \$  
 Attempted 30 or more 3-pointers ..... 30; vs. Lindenwood (11-30), 11/6/2023  
 Attempted 20 or more 3-pointers ..... 30; vs. Lindenwood (11-30), 11/6/2023  
 Shot 75% from 3-point range (min. 10 att.)..... .750, vs. UT-Pan American (9-12), 12/2/2009 - \$  
 Shot 60% from 3-point range (min. 10 att.)..... .650; at Penn State (13-20), 2/27/22  
 Shot 50% from 3-point range (min. 10 att.)..... .538; at Iowa (14-26), 3/5/23  
 Shot 50% from 3-point range (min. 20 att.)..... .538; at Iowa (14-26), 3/5/23

Had 60 or more rebounds ..... 60; vs. Oral Roberts, 12/22/1999  
 Had 50 or more rebounds ..... 55; Florida A&M, 11/9/2023

Had 30 or more assists ..... 35, vs. Northeastern Illinois, 12/21/1994  
 Had 25 or more assists ..... 25; vs. Doane, 12/17/2020  
 Had 20 or more assists ..... 21; Boston College, 11/30/2022  
 Had 15 or more assists ..... 15; vs. Oregon State, 11/18/2023

Had 20 or more steals..... 23, vs. Texas Tech, 3/4/1999 - \$  
 Had 15 or more steals..... 16, vs. McNeese State, 11/28/2020  
 Had 10 or more steals..... 13; vs. Minnesota, 2/25/2023

Had 15 or more blocked shots..... 15, vs. Coppin State, Dec. 6, 1996 - \$  
 Had 10 or more blocked shots..... 14; at Northwestern, 1/2/2018

Had 30 or more turnovers..... 31, at Creighton, 12/11/2005  
 Had 20 or more turnovers ..... 20; vs. Memphis, 11/25/2022  
 Had 5 or less turnovers..... 4; at Ohio State, 3/1/2022

## Nebraska Player...

Had 20 or more points: ..... 25; Brice Williams vs. Oregon State, 11/18/2023  
 Had 25 or more points: ..... 30; Keisei Tominaga vs. Penn State, 2/5/2023  
 Had 30 or more points: ..... 30; Keisei Tominaga vs. Penn State, 2/5/2023  
 Had 40 or more points: ..... 41; Teddy Allen vs. Penn State, 2/23/2021  
 Had 20 or more points in a half: ..... 20; Lat Mayen vs. Rutgers (1st), 3/1/2021

Had No Player in Double Figures: .....vs. Ohio State, 1/21/2012  
 Had Five Players with 10 or more points .....vs. Lindenwood, 11/6/23  
 ..... Hoiberg (15); Wilcher (13); Mast (13); Williams (13); Allick (11)  
 Had Six Players with 10 or more points ..... Minnesota, 2/25/2023  
 ..... Griesel (19); Wilcher (12); Lawrence (11); Tominaga (11); Hoiberg (11); Walker (10)  
 Two Huskers with 20 or more points, same game: ..... Maryland, 2/19/2023  
 ..... Derrick Walker (25), Keisei Tominaga (22)  
 Two Huskers with 25 or more points, same game: .....vs. Western Illinois, 11/9/21  
 ..... Alonzo Verge Jr. (26), Bryce McGowens (25)  
 Three Huskers with 20 or more points, same game: ..... Iowa, 3/10/2019  
 ..... James Palmer Jr. (30), Glynn Watson Jr. (23), Isaiah Roby (23)  
 Two Huskers with 30 or more points, same game: ..... vs. Oregon, 11/25/1995  
 ..... Tyronn Lue (30) & Jaron Boone (30) - only time in school history

Had 10 or more rebounds: ..... 13; Rienk Mast and 10; Juwan Gary vs. Oregon State, 11/13/2023  
 Had 15 or more rebounds: ..... 15; Rienk Mast vs. Florida A&M, 11/9/2023  
 Had 20 or more rebounds: ..... 21, Kimani Ffriend vs. Oral Roberts, 12/22/1999  
 Had 25 or more rebounds: ..... 26, Bill Johnson vs. Iowa State, 1/4/1954 - \$  
 Two Huskers with 10 or more rebounds, same game: ..... vs. Oregon State, 11/18/2023  
 ..... (Rienk Mast-13; Juwan Gary-10)  
 Three Huskers with 10 or more rebounds, same game: ..... vs. Texas Tech, 1/19/2000  
 ..... (Steffon Bradford 16; Kimani Ffriend 12; Louis Truscott 11)

Had 5 or more 3-pointers: ..... 5; Jamarques Lawrence at Iowa (5-8), 3/5/2023  
 Had 6 or more 3-pointers: ..... 7; Kobe Webster at Northwestern (7-12), 3/7/2021  
 Had 7 or more 3-pointers: ..... 7; Kobe Webster at Northwestern (7-12), 3/7/2021  
 Had 8 or more 3-pointers: ..... 8; Cary Cochran, vs. Baylor (8-13), 2/27/2002 - \$

Had 5 or more assists:..... 5; Rienk Mast vs. Stony Brook, 11/15/2023  
 Had 10 or more assists:..... 11; Alonzo Verge Jr. at Ohio State, 3/1/2022  
 Had 15 or more assists:..... 15; Charles Richardson vs. Rutgers, 12/2/2006  
 Had 18 or more assists:..... 18; Brian Carr, at Evansville, 1/3/1985 - \$

Had 5 or more blocked shots:..... 5; Isaiah Roby vs. Northwestern, 2/16/2019  
 Had 6 or more blocked shots:..... 6; Isaiah Roby vs. Eastern Illinois, 11/11/2017  
 Had 7 or more blocked shots:..... 7; John Turek vs. Colorado, 3/2/2005  
 Had 9 or more blocked shots:..... 9; Mikki Moore vs. Coppin State, 12/6/1996 - \$  
 Had 10 or more blocked shots:..... Never Happened

Had 5 or more steals:..... 5; Sam Griesel at Penn State, 1/21/2023  
 Had 6 or more steals:..... 6; Glynn Watson Jr. vs. Long Beach State, 11/26/2017  
 Had 7 or more steals:..... 7; Brandon Richardson at Ohio State, 1/3/2012  
 Had 8 or more steals:..... 8, Cookie Belcher vs. Oklahoma St., 2/7/2001 - \$  
 Had 10 or more steals:..... Never Happened

Had Triple-Double (Points/Rebounds/Assists): .....  
 ..... 10; Dalano Banton vs. Doane, 12/17/2020, 13/11/10

Had Two Players with Double-Doubles:.....  
 ..... Rienk Mast (15 pts./13 reb.) and Juwan Gary (12 pts./10 reb.) vs. Oregon State, 11/18/2023  
 Had Double-Double (Points/Assists): ..... Alonzo Verge Jr. at NC State (25/11), 12/1/2021  
 Had Double-Double (Points/Rebounds):..... Sam Griesel vs. Minnesota (16/12), 3/8/2023  
 Had Double-Double (Points/Steals): ..... Never Happened  
 Had Double-Double (Points/Blocks): ..... Never Happened

\$ - School Record - # - Tied School record  
 As of 11/19/2023

## 2023-24 GAME BY GAME

Team	FG-FGA	Pct.	3FG-3FGA	Pct.	FT-FTA	Pct.	O-D	Reb.	PF	A	TO	B	S	Pts.	W/L
Lindenwood at Nebraska	22-68 27-56	.324 .482	3-16 11-30	.188 .367	5-9 19-29	.556 .655	13-27 8-36	40 44	21 12	2 19	12 9	2 7	4 5	52 84	W
Florida A&M at Nebraska	20-66 23-56	.303 .411	4-20 10-28	.200 .357	10-17 25-36	.588 .694	11-24 16-39	35 55	26 17	10 15	14 18	3 5	8 7	54 81	W
Rider at Nebraska	17-56 19-57	.304 .333	6-25 9-32	.240 .281	10-12 17-22	.833 .773	7-27 14-33	34 47	18 9	8 13	11 11	5 0	10 3	50 64	W
Stony Brook at Nebraska	25-66 33-60	.379 .500	7-30 8-26	.233 .308	6-10 10-17	.600 .588	9-19 12-33	28 45	17 13	6 19	9 14	2 1	10 3	63 84	W
Oregon State vs. Nebraska	19-54 30-65	.352 .462	6-22 8-24	.273 .333	19-21 16-26	.905 .615	9-22 17-27	31 44	23 18	11 16	9 6	3 3	4 3	63 84	W

## GAME BY GAME STARTERS

Opponent	Date	Result	Guard	Guard	Guard/Forward	Forward	Forward
Lindenwood	11/6	W, 84-52	Lawrence	Wilcher	Williams	Allick	Mast
Florida A&M	11/9	W, 81-54	Lawrence	Wilcher	Williams	Allick	Mast
Rider	11/13	W, 64-50	Lawrence	Tominaga	Williams	Allick	Mast
Stony Brook	11/15	W, 84-63	Lawrence	Tominaga	Williams	Allick	Mast
vs. Oregon State	11/18	W, 84-63	Lawrence	Tominaga	Williams	Allick	Mast

## NEBRASKA TEAM GAME HIGHS

POINTS	84	vs Oregon St. (11/18/23)
	84	STONY BROOK (11/15/23)
	84	LINDENWOOD (11/06/23)
FIELD GOALS MADE	33	STONY BROOK (11/15/23)
	30	vs Oregon St. (11/18/23)
FIELD GOAL ATTEMPTS	65	vs Oregon St. (11/18/23)
	60	STONY BROOK (11/15/23)
FIELD GOAL PERCENTAGE	.550 (33-60)	STONY BROOK (11/15/23)
	.482 (27-56)	LINDENWOOD (11/06/23)
3 PT FIELD GOALS MADE	11	LINDENWOOD (11/06/23)
	10	FLORIDA A&M (11/09/23)
3 PT FG ATTEMPTS	32	RIDER (11/13/23)
	30	LINDENWOOD (11/06/23)
3 PT FG PERCENTAGE	.367 (11-30)	LINDENWOOD (11/06/23)
	.357 (10-28)	FLORIDA A&M (11/09/23)
FREE THROWS MADE	25	FLORIDA A&M (11/09/23)
	19	LINDENWOOD (11/06/23)
FREE THROW ATTEMPTS	36	FLORIDA A&M (11/09/23)
	29	LINDENWOOD (11/06/23)
FREE THROW PERCENTAGE	.773 (17-22)	RIDER (11/13/23)
	.694 (25-36)	FLORIDA A&M (11/09/23)
REBOUNDS	55	FLORIDA A&M (11/09/23)
	47	RIDER (11/13/23)
ASSISTS	19	STONY BROOK (11/15/23)
	19	LINDENWOOD (11/06/23)
STEALS	8	vs Oregon St. (11/18/23)
	7	FLORIDA A&M (11/09/23)
BLOCKED SHOTS	7	LINDENWOOD (11/06/23)
	5	FLORIDA A&M (11/09/23)
TURNOVERS	18	FLORIDA A&M (11/09/23)
FOULS	19	vs Oregon St. (11/18/23)

## OPPONENT TEAM GAME HIGHS

POINTS	63	vs Oregon St. (11/18/23)
	63	STONY BROOK (11/15/23)
FIELD GOALS MADE	25	STONY BROOK (11/15/23)
	22	LINDENWOOD (11/06/23)
FIELD GOAL ATTEMPTS	68	LINDENWOOD (11/06/23)
	66	STONY BROOK (11/15/23)
	66	FLORIDA A&M (11/09/23)
FIELD GOAL PERCENTAGE	.379 (25-66)	STONY BROOK (11/15/23)
	.352 (19-54)	vs Oregon St. (11/18/23)
3 PT FIELD GOALS MADE	7	STONY BROOK (11/15/23)
	6	vs Oregon St. (11/18/23)
	6	RIDER (11/13/23)
3 PT FG ATTEMPTS	30	STONY BROOK (11/15/23)
	25	RIDER (11/13/23)
3 PT FG PERCENTAGE	.273 (6-22)	vs Oregon St. (11/18/23)
	.240 (6-25)	RIDER (11/13/23)
FREE THROWS MADE	19	vs Oregon St. (11/18/23)
	10	RIDER (11/13/23)
	10	FLORIDA A&M (11/09/23)
FREE THROW ATTEMPTS	21	vs Oregon St. (11/18/23)
	17	FLORIDA A&M (11/09/23)
FREE THROW PERCENTAGE	.905 (19-21)	vs Oregon St. (11/18/23)
	.833 (10-12)	RIDER (11/13/23)
REBOUNDS	40	LINDENWOOD (11/06/23)
	35	FLORIDA A&M (11/09/23)
ASSISTS	11	vs Oregon St. (11/18/23)
	10	FLORIDA A&M (11/09/23)
STEALS	10	STONY BROOK (11/15/23)
	10	RIDER (11/13/23)
BLOCKED SHOTS	5	RIDER (11/13/23)
	3	vs Oregon St. (11/18/23)
	3	FLORIDA A&M (11/09/23)
TURNOVERS	14	FLORIDA A&M (11/09/23)
FOULS	26	FLORIDA A&M (11/09/23)

## NEBRASKA TEAM GAME LOWS

POINTS	64	RIDER (11/13/23)
	81	FLORIDA A&M (11/09/23)
FIELD GOALS MADE	19	RIDER (11/13/23)
	23	FLORIDA A&M (11/09/23)
FIELD GOAL ATTEMPTS	56	LINDENWOOD (11/06/23)
	56	FLORIDA A&M (11/09/23)
FIELD GOAL PERCENTAGE	.333 (19-57)	RIDER (11/13/23)
	.411 (23-56)	FLORIDA A&M (11/09/23)
3 PT FIELD GOALS MADE	8	STONY BROOK (11/15/23)
	8	vs Oregon St. (11/18/23)
3 PT FG ATTEMPTS	24	vs Oregon St. (11/18/23)
	26	STONY BROOK (11/15/23)
3 PT FG PERCENTAGE	.281 (9-32)	RIDER (11/13/23)
	.308 (8-26)	STONY BROOK (11/15/23)
FREE THROWS MADE	10	STONY BROOK (11/15/23)
	16	vs Oregon St. (11/18/23)
FREE THROW ATTEMPTS	17	STONY BROOK (11/15/23)
	22	RIDER (11/13/23)
FREE THROW PERCENTAGE	.588 (10-17)	STONY BROOK (11/15/23)
	.615 (16-26)	vs Oregon St. (11/18/23)
REBOUNDS	44	LINDENWOOD (11/06/23)
	44	vs Oregon St. (11/18/23)
ASSISTS	13	RIDER (11/13/23)
	15	FLORIDA A&M (11/09/23)
STEALS	3	RIDER (11/13/23)
	3	STONY BROOK (11/15/23)
BLOCKED SHOTS	0	RIDER (11/13/23)
	1	STONY BROOK (11/15/23)
TURNOVERS	6	vs Oregon St. (11/18/23)
FOULS	9	RIDER (11/13/23)

## OPPONENT TEAM GAME LOWS

POINTS	50	RIDER (11/13/23)
	52	LINDENWOOD (11/06/23)
FIELD GOALS MADE	17	RIDER (11/13/23)
	19	vs Oregon St. (11/18/23)
FIELD GOAL ATTEMPTS	54	vs Oregon St. (11/18/23)
	56	RIDER (11/13/23)
FIELD GOAL PERCENTAGE	.303 (20-66)	FLORIDA A&M (11/09/23)
	.304 (17-56)	RIDER (11/13/23)
3 PT FIELD GOALS MADE	3	LINDENWOOD (11/06/23)
	4	FLORIDA A&M (11/09/23)
3 PT FG ATTEMPTS	16	LINDENWOOD (11/06/23)
	20	FLORIDA A&M (11/09/23)
3 PT FG PERCENTAGE	.188 (3-16)	LINDENWOOD (11/06/23)
	.200 (4-20)	FLORIDA A&M (11/09/23)
FREE THROWS MADE	5	LINDENWOOD (11/06/23)
	6	STONY BROOK (11/15/23)
FREE THROW ATTEMPTS	9	LINDENWOOD (11/06/23)
	10	STONY BROOK (11/15/23)
FREE THROW PERCENTAGE	.556 (5-9)	LINDENWOOD (11/06/23)
	.588 (10-17)	FLORIDA A&M (11/09/23)
REBOUNDS	28	STONY BROOK (11/15/23)
	31	vs Oregon St. (11/18/23)
ASSISTS	2	LINDENWOOD (11/06/23)
	6	STONY BROOK (11/15/23)
STEALS	4	LINDENWOOD (11/06/23)
	4	vs Oregon St. (11/18/23)
BLOCKED SHOTS	2	LINDENWOOD (11/06/23)
	2	STONY BROOK (11/15/23)
TURNOVERS	9	STONY BROOK (11/15/23)
	9	vs Oregon St. (11/18/23)
FOULS	17	STONY BROOK (11/15/23)



2023-24 SUPERLATIVES

WON/LOSS MARGIN

	1	2	3	4	5	6	7	8	9	10	11	12	13	14	15	16	17	18	19	20	+20
Husker Wins	0	0	0	0	0	0	0	0	0	0	0	0	0	1	0	0	0	0	0	0	4
Husker Losses	0	0	0	0	0	0	0	0	0	0	0	0	0	0	0	0	0	0	0	0	0

2023-24 INDIVIDUAL GAME HIGHS

Points	25	Brice Williams vs Oregon St. (11/18/23)
	20	Rienk Mast vs Florida A&M (11/09/23)
Field Goals Made	9	Brice Williams vs Oregon St. (11/18/23)
	8	Juwan Gary vs Stony Brook (11/15/23)
Field Goal Att.	17	Brice Williams vs Oregon St. (11/18/23)
	14	Rienk Mast vs Florida A&M (11/09/23)
FG Pct (min 5 made)	.727 (8-11)	Juwan Gary vs Stony Brook (11/15/23)
	.714 (5-7)	Sam Hoiberg vs Lindenwood (11/06/23)
	.714 (5-7)	Rienk Mast vs Lindenwood (11/06/23)
3-Point FG Made	3	Brice Williams vs Oregon St. (11/18/23)
	3	Keisei Tominaga vs Rider (11/13/23)
	3	C.J. Wilcher vs Rider (11/13/23)
	3	Eli Rice vs Florida A&M (11/09/23)
3-Point FG Att.	11	Keisei Tominaga vs Rider (11/13/23)
	7	Brice Williams vs Oregon St. (11/18/23)
3-Pt FG Pct (min 2 made)	.667 (2-3)	Keisei Tominaga vs Oregon St. (11/18/23)
	.667 (2-3)	Brice Williams vs Stony Brook (11/15/23)
Free Throws Made	7	Brice Williams vs Florida A&M (11/09/23)
	6	Rienk Mast vs Florida A&M (11/09/23)
Free Throw Att.	8	Eli Rice vs Florida A&M (11/09/23)
	7	Brice Williams vs Florida A&M (11/09/23)
FT Pct (min 4 made)	1.000 (7-7)	Brice Williams vs Florida A&M (11/09/23)
	1.000 (6-6)	Rienk Mast vs Florida A&M (11/09/23)
	1.000 (4-4)	Brice Williams vs Oregon St. (11/18/23)
Rebounds	16	Rienk Mast vs Florida A&M (11/09/23)
	13	Rienk Mast vs Oregon St. (11/18/23)
	13	Rienk Mast vs Rider (11/13/23)
Assists	5	Rienk Mast vs Stony Brook (11/15/23)
	4	Brice Williams vs Stony Brook (11/15/23)
	4	Jamarques Lawrence vs Stony Brook (11/15/23)
	4	Jamarques Lawrence vs Florida A&M (11/09/23)
	4	Jarron Coleman vs Lindenwood (11/06/23)
Steals	4	Sam Hoiberg vs Florida A&M (11/09/23)
	3	Jamarques Lawrence vs Florida A&M (11/09/23)
Blocked Shots	2	Juwan Gary vs Oregon St. (11/18/23)
	2	C.J. Wilcher vs Lindenwood (11/06/23)
Turnovers	4	Jamarques Lawrence vs Florida A&M (11/09/23)
	3	Brice Williams vs Stony Brook (11/15/23)
	3	Jamarques Lawrence vs Stony Brook (11/15/23)
	3	Josiah Allick vs Rider (11/13/23)
	3	C.J. Wilcher vs Rider (11/13/23)
	3	Matar Diop vs Florida A&M (11/09/23)
	3	Jarron Coleman vs Florida A&M (11/09/23)
Fouls	4	Matar Diop vs Florida A&M (11/09/23)
	4	C.J. Wilcher vs Florida A&M (11/09/23)
Minutes	31	Josiah Allick vs Rider (11/13/23)
	29	Rienk Mast vs Oregon St. (11/18/23)
	29	Brice Williams vs Oregon St. (11/18/23)
	29	Josiah Allick vs Florida A&M (11/09/23)
	28	Brice Williams vs Rider (11/13/23)
	28	Rienk Mast vs Florida A&M (11/09/23)

2023-24 OPPONENT INDIVIDUAL GAME HIGHS

Points	25	Jordan Pope vs Oregon St. (11/18/23)
	18	Corey McKeithan vs Rider (11/13/23)
Field Goals Made	8	Jordan Pope vs Oregon St. (11/18/23)
	6	Jared Frey vs Stony Brook (11/15/23)
	6	Dean Noll vs Stony Brook (11/15/23)
	6	Corey McKeithan vs Rider (11/13/23)
Field Goal Att.	20	K'Jei Parker vs Florida A&M (11/09/23)
	16	Keenon Cole vs Lindenwood (11/06/23)
FG Pct (min 5 made)	.667 (8-12)	Jordan Pope vs Oregon St. (11/18/23)
	.429 (6-14)	Dean Noll vs Stony Brook (11/15/23)
	.429 (6-14)	Jared Frey vs Stony Brook (11/15/23)
	.429 (6-14)	Corey McKeithan vs Rider (11/13/23)
3-Point FG Made	3	Jordan Pope vs Oregon St. (11/18/23)
	3	Jared Frey vs Stony Brook (11/15/23)
3-Point FG Att.	8	Jared Frey vs Stony Brook (11/15/23)
	8	Allen Powell vs Rider (11/13/23)
3-Pt FG Pct (min 2 made)	.667 (2-3)	Mervin James vs Rider (11/13/23)
	.600 (3-5)	Jordan Pope vs Oregon St. (11/18/23)
Free Throws Made	7	Tyler Bilodeau vs Oregon St. (11/18/23)
	6	Jordan Pope vs Oregon St. (11/18/23)
Free Throw Att.	7	Tyler Bilodeau vs Oregon St. (11/18/23)
	6	Jordan Pope vs Oregon St. (11/18/23)
FT Pct (min 4 made)	1.000 (7-7)	Tyler Bilodeau vs Oregon St. (11/18/23)
	1.000 (6-6)	Jordan Pope vs Oregon St. (11/18/23)
	1.000 (4-4)	Keenon Cole vs Lindenwood (11/06/23)
Rebounds	8	Chris Maidoh vs Stony Brook (11/15/23)
	8	Tariq Ingraham vs Rider (11/13/23)
Assists	3	Jordan Pope vs Oregon St. (11/18/23)
	3	Allen Powell vs Rider (11/13/23)
	3	K'Jei Parker vs Florida A&M (11/09/23)
Steals	3	Dean Noll vs Stony Brook (11/15/23)
	3	Jared Frey vs Stony Brook (11/15/23)
	3	Tariq Ingraham vs Rider (11/13/23)
Blocked Shots	3	JT Langston Jr. vs Rider (11/13/23)
	2	Hantz Louis-Jeune vs Florida A&M (11/09/23)
Turnovers	4	Corey McKeithan vs Rider (11/13/23)
	3	Jordan Pope vs Oregon St. (11/18/23)
	3	Shannon Grant vs Florida A&M (11/09/23)
	3	Keenon Cole vs Lindenwood (11/06/23)
Fouls	5	Justin Rochelin vs Oregon St. (11/18/23)
	5	Mervin James vs Rider (11/13/23)
	5	Shannon Grant vs Florida A&M (11/09/23)
	5	Chase Barrs vs Florida A&M (11/09/23)

2023-24 HUSKER LINEUPS

No.	Starting Lineup	Record
1.	Allick, Lawrence, Mast, Wilcher, Williams	2-0
2.	Allick, Lawrence, Mast, Tominaga, Williams	3-0

2023-24 GAME RECAPS

Date	Opponent	Result	Record (B1G)	Attend.	Points	Nebraska Individual Leaders		
						Rebounds	Assists	Steals
11/6	Lindenwood	W, 84-52	1-0 (0-0)	13,478	Hoiberg (15)	Allick (8)	Coleman (4)	Allick (2)
11/9	Florida A&M	W, 81-54	2-0 (0-0)	13,766	Mast (20)	Mast (16)	Lawrence (4)	Hoiberg (4)
11/13	Rider	W, 64-50	3-0 (0-0)	13,478	Wilcher (13)	Mast (13)	Williams (3)	Lawrence (2)
11/15	Stony Brook	W, 84-63	4-0 (0-0)	13,614	Gary (19)	Williams (9)	Mast (5)	Tominaga (2)
11/18	vs. Oregon State	W, 84-63	5-0 (0-0)	2,938	Williams (25)	Mast (13)	Lawrence (3)	Allick, Williams, Tominaga (2)

THE LAST TIME...

	Nebraska...	A Nebraska Opponent...
Scored 100 or more points.....	100; at NC State, 12/1/21	102; Michigan, 12/7/21
Scored 90 or more points.....	93; at Penn State, 12/27/22	92; at Michigan, 2/9/23
Scored 41 to 50 points.....	50; Illinois, 1/10/23	50, Rider, 11/13/23
Scored 40 or fewer points.....	38; at Oregon, 12/15/12	38; Southwest Minnesota State, 12/28/18
Shot 70% from the field.....	.723; vs. UNC Wilmington 12/5/97 (34-47)	.723; Kansas, 2/2/85 (34-47)
Shot 60% from the field.....	.616; vs. Boston College, 11/30/22 (32-52)	.630; Michigan, 3/5/17 (34-54)
Shot 90% from the free throw line (Min 10 attempts).....	.909; vs. Southwest Minnesota State, 12/28/18 (10-11)	.905; vs. Oregon State, 11/18/23 (19-21)
Made 10, 3-Point Field Goals.....	10; vs. Florida A&M, 11/9/2023 (10-28)	10, vs. Minnesota, 3/8/23 (10-24)
Had 60 rebounds.....	60; vs. Oral Roberts, 12/22/99	70; at NC State, 12/1/21
Had 50 rebounds.....	55; vs. Florida A&M, 11/9/2023	52; at St. John's, 11/17/22
Had 30 assists.....	35, vs. Northeastern Illinois, 12/21/94	32; at Minnesota, 3/8/20
Had 15 steals.....	16, vs. McNeese State, 11/25/20	16; at Creighton, 12/11/2020
Had 10 blocked shots.....	14; at Northwestern, 1/2/18	11; at NC State, 12/1/21
Had 10 or fewer turnovers.....	6; vs. Oregon State, 11/18/2023	9; vs. Oregon State, 11/18/2023
Had 20 or more turnovers.....	20; vs. Memphis, 11/25/00	21; Kennesaw State, 12/22/21
Had three players with 20 points.....	vs. Iowa, 3/10/19	Michigan, 1/14/17
.....	(Palmer Jr. 27; Watson Jr. 23; Roby 23)	(Wagner 23, Irvin 21, Walton 20)
Had three players with 10 rebounds.....	vs. Texas Tech, 1/19/00	at Kansas, 1/9/02
.....	(Bradford 16, Ffriend 12, Truscott 11)	(Collision 13, Gooden 12, Simien 10)
Had five players reach double-figure points.....	vs. Lindenwood, 11/6/2023	Minnesota, 2/25/23
.....	(Hoiberg-15; Williams-13; Mast-13; Wilcher-13; Allick-11)	(Cooper-12; Battle-12; Garcia-11; Henley-11; Payne-10)
Had a player score 40 points.....	41; Teddy Allen vs. Penn State 2/23/21	41; Marcus Carr, Minnesota, 2/27/21
Had a player score 30 points.....	30; Keisei Tominaga vs. Penn State, 2/5/23	37. Keegan Murray, Iowa, 2/13/22
Had a player grab 15 rebounds.....	16; Rienk Mast vs. Florida A&M, 11/9/2023	16; Julian Reece, Maryland, 2/19/23
Had a player dish out 10 assists.....	12; Alonzo Verge Jr. at Ohio State, 3/1/22	12; Te'lon Cooper, vs. Minnesota, 3/8/23
Had a player collect five steals.....	5; Sam Griesel, at Penn State, 1/21/23	6; Jamhir Young, at Maryland, 1/28/23
Had a player block five shots.....	5; Isaiah Roby vs. Maryland, 2/6/18	7; Zach Edey, Purdue, 12/10/2022
Had a player with a triple double.....	13 pt/11 reb/10 asst.; Dalano Banton vs. Doane, 12/17/20	12 pt/11 reb./10 asst.; Trayce Jackson-Davis, Indiana, 12/7/22

SPECIALITY STATS

MISC. REVIEW

Nebraska Record When:	All (W)	All(L)	H(W)	H(L)	A (W)	A (L)						
Ahead at Halftime	5	0	4	0	1	0	Rebounds are Even	0	0	0	0	0
Behind at Halftime	0	0	0	0	0	0	Committing More TOs than Opp	2	0	2	0	0
Tied at Halftime	0	0	0	0	0	0	Committing Fewer TOs than Opp	2	0	1	0	1
Bench Outscores Opponent's	5	0	4	0	1	0	Turnovers are Even	1	0	1	0	0
Opponent Bench Outscores NU	0	0	0	0	0	0	Leading with 5:00 left	5	0	4	0	1
Bench scoring is even	0	0	0	0	0	0	Trailing with 5:00 left	0	0	0	0	0
Shooting 50% or Better	1	0	1	0	0	0	Tied with 5:00 left	0	0	0	0	0
Shooting Under 50%	4	0	3	0	1	0	In Overtime	0	0	0	0	0
Opp. Shoots 50% or Better	0	0	0	0	0	0	Scoring 80 or more points	4	0	3	0	1
Opp. Shoots Under 50%	5	0	4	0	1	0	Scoring 61 to 79 points	1	0	1	0	0
Outshooting Opponent (pct.)	5	0	4	0	1	0	Scoring 60 or fewer points	0	0	0	0	0
Outshot by Opponent (pct.)	0	0	0	0	0	0	Allowing 80 or more points	0	0	0	0	0
Shooting is even	0	0	0	0	0	0	Allowing 61 to 79 points	2	0	1	0	1
Outrebounding Opponent	5	0	4	0	1	0	Allowing 60 or fewer points	3	0	3	0	0
Outrebounded by Opponent	0	0	0	0	0	0						

MISC. TOTALS

Biggest margin of victory .....	32, Lindenwood (11/6)	Largest halftime lead surrendered in loss .....	NA
Biggest margin of defeat .....	NA	Largest lead at any time .....	36, Lindenwood (11/6)
Largest deficit overcome in win.....	6, Oregon State (11/18)	Largest deficit at any time .....	6; Oregon State (11/18)
Largest halftime deficit overcome in win .....	NA	Largest runs without opponent scoring .....	20 vs. Oregon State (9:26-2:51, 1st=)
Largest lead surrendered in loss.....	NA	Largest opponent run without NU scoring.....	8-0 Rider (12:34-10:19, 2nd); 8-0 Stony Brook (13:02-10:530, 2nd)

SPECIALITY STATS

Opponent	NU-Opp Paint	NU-Opp off TO	NU-Opp 2nd Ch.	NU-Opp Bench	Largest Lead	Largest Deficit	Tip	1st Sub(s)
Lindenwood	32-32	8-4	11-9	27-21	36 (2nd, 5:34)	2 (1st, 19:36)	L	Hoiberg
Florida A&M	24-26	11-9	18-9	30-24	29 (2nd, 12:39)	1 (1st, 15:38)	L	Hoiberg, Coleman, Rice
Rider	18-16	9-4	13-10	26-14	17 (2nd, 1:44)	-	W	Hoiberg, Coleman
Stony Brook	42-18	7-19	12-9	29-14	23 (2nd, 1:47)	2 (1st, 17:59)	W	Gary
vs. Oregon State	38-16	14-5	22-6	25-17	31 (2nd, 14:06)	6 (1st, 18:12)	L	Gary





# C.J. WILCHER

JUNIOR • GUARD • 6-5 • 214 • PLAINFIELD, N.J. • ROSELLE CATHOLIC

## CAREER STATS

SEASON	TEAM	GP-GS	MIN/AVG	Field Goals		3-Point		F-Throws		Rebounds				Scoring						
				FG-FGA	FG%	3FG-3FGA	3FG%	FT-FTA	FT%	OFF	DEF	TOT	AVG	PF-FO	A	TO	BLK	STL	PTS	AVG
2020-21	XU	15-1	151/10.1	18-45	.400	10-29	.345	4-4	1.000	7	9	16	1.1	11-0	5	7	1	5	50	3.3
2021-22	Nebr	32-2	791/24.7	92-199	.462	52-128	.406	22-35	.629	17	56	73	2.3	42-1	26	31	3	25	258	8.1
2022-23	Nebr	32-24	870/27.2	95-238	.399	42-134	.313	23-36	.639	17	61	78	2.4	52-1	44	47	6	18	255	8.0
2023-24	Nebr	5-2	92/18.4	12-27	.444	7-18	.389	6-8	.750	4	3	7	1.4	6-0	6	3	3	1	37	7.4
<b>TOTAL FOR Nebr</b>		<b>69-28</b>	<b>1753/25.4</b>	<b>199-464</b>	<b>.429</b>	<b>101-280</b>	<b>.361</b>	<b>51-79</b>	<b>.646</b>	<b>38</b>	<b>120</b>	<b>158</b>	<b>2.3</b>	<b>100-2</b>	<b>76</b>	<b>81</b>	<b>12</b>	<b>44</b>	<b>550</b>	<b>8.0</b>
<b>TOTAL</b>		<b>84-29</b>	<b>1904/22.7</b>	<b>217-509</b>	<b>.426</b>	<b>111-309</b>	<b>.359</b>	<b>55-83</b>	<b>.663</b>	<b>45</b>	<b>129</b>	<b>174</b>	<b>2.1</b>	<b>111-2</b>	<b>81</b>	<b>88</b>	<b>13</b>	<b>49</b>	<b>600</b>	<b>7.1</b>

## 2023-24 GAME BY GAME

Opponent	Date	GS	MIN	Total		3-Pointers		Free throws		Rebounds				Scoring						
				FG-FGA	PCT	3FG-3FGA	PCT	FT-FTA	PCT	OFF	DEF	TOT	AVG	PF	A	TO	BLK	STL	PTS	AVG
Lindenwood	11/06/2023	*	22:08	4-8	.500	2-5	.400	3-4	.750	0	1	1	1.0	0	2	0	2	0	13	13.0
Florida A&M	11/09/2023	*	19:51	2-6	.333	1-4	.250	1-2	.500	0	1	1	1.0	4	2	0	1	0	6	9.5
Rider	11/13/2023		22:51	4-8	.500	3-5	.600	2-2	1.000	4	1	5	2.3	2	1	3	0	0	13	10.7
Stony Brook	11/15/2023		14:23	1-3	.333	0-2	.000	0-0	.000	0	0	0	1.8	0	0	0	0	1	2	8.5
vs Oregon St.	11/18/2023		12:44	1-2	.500	1-2	.500	0-0	.000	0	0	0	1.4	0	1	0	0	0	3	7.4
<b>Totals</b>		<b>2</b>	<b>91:56</b>	<b>12-27</b>	<b>.444</b>	<b>7-18</b>	<b>.389</b>	<b>6-8</b>	<b>.750</b>	<b>4</b>	<b>3</b>	<b>7</b>	<b>1.4</b>	<b>6</b>	<b>6</b>	<b>3</b>	<b>3</b>	<b>1</b>	<b>37</b>	<b>7.4</b>

## MISC. STATS

Category	2023-24	Career*
10+ Points	2	26
20+ Points	0	2
30+ Points	0	0
40+ Points	0	0
Double-Doubles	0	0
10+ Rebounds	0	0
10+ Assists	0	0
Led NU in Scoring	1	5
Led NU in Reb.	0	0
Led NU in Assists	0	1

\*Includes Xavier

## Player Averages

Games Played	Minutes/game	Points/game	FG Pct	3FG Pct	FT Pct	Rebounds/game	Assists/game	Turnovers/game	Assist/Turnover ratio	Steals/game	Blocks/game
5	18.4	7.4	44.4	38.9	75.0	1.4	1.2	0.6	2.0	0.2	0.6



# SAM HOIBERG

SOPHOMORE • GUARD • 6-0 • 183 • LINCOLN, NEB. • PIUS X

## CAREER STATS

SEASON	TEAM	GP-GS	MIN/AVG	Field Goals		3-Point		F-Throws		Rebounds				Scoring						
				FG-FGA	FG%	3FG-3FGA	3FG%	FT-FTA	FT%	OFF	DEF	TOT	AVG	PF-FO	A	TO	BLK	STL	PTS	AVG
2022-23	Nebr	21-1	267/12.7	27-49	.551	9-22	.409	23-28	.821	8	30	38	1.8	19-0	7	8	1	13	86	4.1
2023-24	Nebr	5-0	94/18.9	11-20	.550	5-14	.357	5-8	.625	3	9	12	2.4	10-0	5	5	1	5	32	6.4
<b>TOTAL</b>		<b>26-1</b>	<b>362/13.9</b>	<b>38-69</b>	<b>.551</b>	<b>14-36</b>	<b>.389</b>	<b>28-36</b>	<b>.778</b>	<b>11</b>	<b>39</b>	<b>50</b>	<b>1.9</b>	<b>29-0</b>	<b>12</b>	<b>13</b>	<b>2</b>	<b>18</b>	<b>118</b>	<b>4.5</b>

## 2023-24 GAME BY GAME

Opponent	Date	GS	MIN	Total		3-Pointers		Free throws		Rebounds				Scoring						
				FG-FGA	PCT	3FG-3FGA	PCT	FT-FTA	PCT	OFF	DEF	TOT	AVG	PF	A	TO	BLK	STL	PTS	AVG
Lindenwood	11/06/2023		25:14	5-7	.714	2-4	.500	3-5	.600	0	5	5	5.0	1	2	0	1	1	15	15.0
Florida A&M	11/09/2023		22:37	1-3	.333	1-3	.333	0-0	.000	1	2	3	4.0	1	1	2	0	4	3	9.0
Rider	11/13/2023		22:04	2-4	.500	1-3	.333	2-2	1.000	2	2	4	4.0	2	1	1	0	0	7	8.3
Stony Brook	11/15/2023		12:41	1-2	.500	0-1	.000	0-0	.000	0	0	0	3.0	3	1	1	0	0	2	6.8
vs Oregon St.	11/18/2023		11:48	2-4	.500	1-3	.333	0-1	.000	0	0	0	2.4	3	0	1	0	0	5	6.4
<b>Totals</b>		<b>0</b>	<b>94:24</b>	<b>11-20</b>	<b>.550</b>	<b>5-14</b>	<b>.357</b>	<b>5-8</b>	<b>.625</b>	<b>3</b>	<b>9</b>	<b>12</b>	<b>2.4</b>	<b>10</b>	<b>5</b>	<b>5</b>	<b>1</b>	<b>5</b>	<b>32</b>	<b>6.4</b>

## MISC. STATS

Category	2023-24	Career
10+ Points	1	3
20+ Points	0	0
30+ Points	0	0
40+ Points	0	0
Double-Doubles	0	0
10+ Rebounds	0	0
10+ Assists	0	0
Led NU in Scoring	1	1
Led NU in Reb.	0	1
Led NU in Assists	0	0

## Player Averages

Games Played	Minutes/game	Points/game	FG Pct	3FG Pct	FT Pct	Rebounds/game	Assists/game	Turnovers/game	Assist/Turnover ratio	Steals/game	Blocks/game
5	18.9	6.4	55.0	35.7	62.5	2.4	1.0	1.0	1.0	1.0	0.2



# RAMEL LLOYD JR.

REDSHIRT FRESHMAN • GUARD • 6-6 • 210 • LONG BEACH, CALIF. • SIERRA CANYON

## CAREER STATS

## 2023-24 GAME BY GAME

### MISC. STATS

Category	2023-24	Career
10+ Points	0	0
20+ Points	0	0
30+ Points	0	0
40+ Points	0	0
Double-Doubles	0	0
10+ Rebounds	0	0
10+ Assists	0	0
Led NU in Scoring	0	0
Led NU in Reb.	0	0
Led NU in Assists	0	0



# BRICE WILLIAMS

JUNIOR • GUARD • 6-7 • 213 • HUNTERVILLE, N.C. • CHARLOTTE

## CAREER STATS

SEASON	TEAM	GP-GS	MIN/AVG	Field Goals		3-Point		F-Throws		Rebounds				Scoring						
				FG-FGA	FG%	3FG-3FGA	3FG%	FT-FTA	FT%	OFF	DEF	TOT	AVG	PF-FO	A	TO	BLK	STL	PTS	AVG
2019-20	CLT	27-0	244/9.0	23-62	.371	9-30	.300	8-12	.667	5	35	40	1.5	18-0	4	11	7	6	63	2.3
2020-21	CLT	25-14	738/29.5	86-182	.473	31-72	.431	40-57	.702	20	79	99	4.0	54-0	25	27	11	19	243	9.7
2022-23	CLT	36-13	976/27.1	170-355	.479	58-146	.397	97-115	.843	28	162	190	5.3	48-1	43	46	13	20	495	13.8
2023-24	Nebr	5-5	125/25.1	23-52	.442	10-23	.435	21-24	.875	7	20	27	5.4	8-0	13	6	3	3	77	15.4
<b>TOTAL FOR Nebr</b>		<b>5-5</b>	<b>125/25.1</b>	<b>23-52</b>	<b>.442</b>	<b>10-23</b>	<b>.435</b>	<b>21-24</b>	<b>.875</b>	<b>7</b>	<b>20</b>	<b>27</b>	<b>5.4</b>	<b>8-0</b>	<b>13</b>	<b>6</b>	<b>3</b>	<b>3</b>	<b>77</b>	<b>15.4</b>
<b>TOTAL</b>		<b>93-32</b>	<b>2084/22.4</b>	<b>302-651</b>	<b>.464</b>	<b>108-271</b>	<b>.399</b>	<b>166-208</b>	<b>.798</b>	<b>60</b>	<b>296</b>	<b>356</b>	<b>3.8</b>	<b>128-1</b>	<b>85</b>	<b>90</b>	<b>34</b>	<b>48</b>	<b>878</b>	<b>9.4</b>

## 2023-24 GAME BY GAME

Opponent	Date	GS	MIN	Total		3-Pointers		Free throws		Rebounds				Scoring						
				FG-FGA	PCT	3FG-3FGA	PCT	FT-FTA	PCT	OFF	DEF	TOT	AVG	PF	A	TO	BLK	STL	PTS	AVG
Lindenwood	11/06/2023	*	23:15	4-11	.364	2-6	.333	3-4	.750	0	1	1	1.0	1	2	1	1	0	13	13.0
Florida A&M	11/09/2023	*	22:19	3-9	.333	2-4	.500	7-7	1.000	2	4	6	3.5	3	2	1	1	0	15	14.0
Rider	11/13/2023	*	28:01	1-6	.167	1-3	.333	4-5	.800	0	8	8	5.0	1	3	1	0	1	7	11.7
Stony Brook	11/15/2023	*	23:26	6-9	.667	2-3	.667	3-4	.750	2	7	9	6.0	3	4	3	0	0	17	13.0
vs Oregon St.	11/18/2023	*	28:21	9-17	.529	3-7	.429	4-4	1.000	3	0	3	5.4	0	2	0	1	2	25	15.4
<b>Totals</b>		<b>5</b>	<b>125:22</b>	<b>23-52</b>	<b>.442</b>	<b>10-23</b>	<b>.435</b>	<b>21-24</b>	<b>.875</b>	<b>7</b>	<b>20</b>	<b>27</b>	<b>5.4</b>	<b>8</b>	<b>13</b>	<b>6</b>	<b>3</b>	<b>3</b>	<b>77</b>	<b>15.4</b>

### MISC. STATS

Category	2023-24	Career*
10+ Points	4	43
20+ Points	1	13
30+ Points	0	2
40+ Points	0	0
Double-Doubles	0	4
10+ Rebounds	0	4
10+ Assists	0	0
Led NU in Scoring	1	1
Led NU in Reb.	1	1
Led NU in Assists	1	1
Includes Charlotte		

### Player Averages

Games Played	Minutes/game	Points/game	FG Pct	3FG Pct	FT Pct	Rebounds/game	Assists/game	Turnovers/game	Assist/Turnover ratio	Steals/game	Blocks/game
5	25.1	15.4	44.2	43.5	87.5	5.4	2.6	1.2	2.2	0.6	0.6

# JUWAN GARY

JUNIOR • GUARD • 6-6 • 215 • COLUMBIA, S.C. • ALABAMA



4

## MISC. STATS

Category	2023-24	Career*
10+ Points	2	22
20+ Points	0	0
30+ Points	0	0
40+ Points	0	0
Double-Doubles	1	4
10+ Rebounds	1	6
10+ Assists	0	0
Led NU in Scoring	1	4
Led NU in Reb.	0	4
Led NU in Assists	0	0

\*Includes Alabama

## CAREER STATS

SEASON	TEAM	GP-GS	MIN/AVG	Field Goals		3-Point		F-Throws		Rebounds				Scoring						
				FG-FGA	FG%	3FG-3FGA	3FG%	FT-FTA	FT%	OFF	DEF	TOT	AVG	PF-FO	A	TO	BLK	STL	PTS	AVG
2020-21	Bama	30-2	284/9.5	48-89	.539	1-9	.111	18-34	.529	40	45	85	2.8	40-1	5	13	12	14	115	3.8
2021-22	Bama	29-16	450/15.5	73-142	.514	9-41	.220	33-54	.611	49	50	99	3.4	61-1	9	18	16	17	188	6.5
2022-23	Nebr	17-17	502/29.6	64-147	.435	15-57	.263	18-29	.621	35	75	110	6.5	32-0	14	15	9	24	161	9.5
2023-24	Nebr	2-0	44/22.1	13-21	.619	3-8	.375	2-6	.333	6	11	17	8.5	3-0	2	2	2	1	31	15.5
<b>TOTAL FOR Nebr</b>		<b>19-17</b>	<b>547/28.8</b>	<b>77-168</b>	<b>.458</b>	<b>18-65</b>	<b>.277</b>	<b>20-35</b>	<b>.571</b>	<b>41</b>	<b>86</b>	<b>127</b>	<b>6.7</b>	<b>35-0</b>	<b>16</b>	<b>17</b>	<b>11</b>	<b>25</b>	<b>192</b>	<b>10.1</b>
<b>TOTAL</b>		<b>78-35</b>	<b>1280/16.4</b>	<b>198-399</b>	<b>.496</b>	<b>28-115</b>	<b>.243</b>	<b>71-123</b>	<b>.577</b>	<b>130</b>	<b>181</b>	<b>311</b>	<b>4.0</b>	<b>136-2</b>	<b>30</b>	<b>48</b>	<b>39</b>	<b>56</b>	<b>495</b>	<b>6.3</b>

## 2023-24 GAME BY GAME

Opponent	Date	GS	MIN	Total		3-Pointers		Free throws		Rebounds				Scoring						
				FG-FGA	PCT	3FG-3FGA	PCT	FT-FTA	PCT	OFF	DEF	TOT	AVG	PF	A	TO	BLK	STL	PTS	AVG
Stony Brook	11/15/2023		23:18	8-11	.727	2-4	.500	1-4	.250	2	5	7	7.0	0	0	0	0	0	19	19.0
vs Oregon St.	11/18/2023		20:58	5-10	.500	1-4	.250	1-2	.500	4	6	10	8.5	3	2	2	2	1	12	15.5
<b>Totals</b>		<b>0</b>	<b>44:17</b>	<b>13-21</b>	<b>.619</b>	<b>3-8</b>	<b>.375</b>	<b>2-6</b>	<b>.333</b>	<b>6</b>	<b>11</b>	<b>17</b>	<b>8.5</b>	<b>3</b>	<b>2</b>	<b>2</b>	<b>2</b>	<b>1</b>	<b>31</b>	<b>15.5</b>

## Player Averages

Games Played	Minutes/game	Points/game	FG Pct	3FG Pct	FT Pct	Rebounds/game	Assists/game	Turnovers/game	Assist/Turnover ratio	Steals/game	Blocks/game
2	22.1	15.5	61.9	37.5	33.3	8.5	1.0	1.0	1.0	0.5	1.0

# AHRON ULIS

JUNIOR • GUARD • 6-3 • 190 • CHICAGO, ILL. • IOWA



5

## MISC. STATS

Category	2023-24	Career
10+ Points	0	7
20+ Points	0	0
30+ Points	0	0
40+ Points	0	0
Double-Doubles	0	0
10+ Rebounds	0	0
10+ Assists	0	0
Led NU in Scoring	0	4
Led NU in Reb.	0	0
Led NU in Assists	0	1

\*-Includes Iowa

## CAREER STATS

SEASON	TEAM	GP-GS	MIN/AVG	Field Goals		3-Point		F-Throws		Rebounds				Scoring						
				FG-FGA	FG%	3FG-3FGA	3FG%	FT-FTA	FT%	OFF	DEF	TOT	AVG	PF-FO	A	TO	BLK	STL	PTS	AVG
2020-21	Iowa	17-0	120/7.0	5-15	.333	0-3	.000	18-20	.900	6	9	15	0.9	8-0	20	6	1	1	28	1.6
2021-22	Iowa	35-0	486/13.9	34-100	.340	4-12	.333	38-48	.792	19	50	69	2.0	41-0	73	32	0	19	110	3.1
2022-23	Iowa	32-27	722/22.6	72-182	.396	22-69	.319	29-41	.707	6	44	50	1.6	42-0	67	35	4	17	195	6.1
<b>TOTAL FOR Nebr</b>		<b>0-0</b>	<b>0/0.0</b>	<b>0-0</b>	<b>.000</b>	<b>0-0</b>	<b>.000</b>	<b>0-0</b>	<b>.000</b>	<b>0</b>	<b>0</b>	<b>0</b>	<b>0.0</b>	<b>0-0</b>	<b>0</b>	<b>0</b>	<b>0</b>	<b>0</b>	<b>0</b>	<b>0.0</b>
<b>TOTAL</b>		<b>84-27</b>	<b>1328/15.8</b>	<b>111-297</b>	<b>.374</b>	<b>26-84</b>	<b>.310</b>	<b>85-109</b>	<b>.780</b>	<b>31</b>	<b>103</b>	<b>134</b>	<b>1.6</b>	<b>91-0</b>	<b>160</b>	<b>73</b>	<b>5</b>	<b>37</b>	<b>333</b>	<b>4.0</b>

## 2023-24 GAME BY GAME

# JARRON COLEMAN

SENIOR • GUARD • 6-5 • 213 • INDIANAPOLIS, IND. • BALL STATE



9

## MISC. STATS

Category	2023-24	Career*
10+ Points	0	51
20+ Points	0	9
30+ Points	0	0
40+ Points	0	0
Double-Doubles	0	11
10+ Rebounds	0	13
10+ Assists	0	0
Led NU in Scoring	0	0
Led NU in Reb.	0	0
Led NU in Assists	1	1

\*Includes Ball State/Missouri

## CAREER STATS

SEASON	TEAM	GP-GS	MIN/AVG	Field Goals		3-Point		F-Throws		Rebounds				Scoring						
				FG-FGA	FG%	3FG-3FGA	3FG%	FT-FTA	FT%	OFF	DEF	TOT	AVG	PF-FO	A	TO	BLK	STL	PTS	AVG
2019-20	BSU	31-25	791/25.5	109-239	.456	26-80	.325	44-67	.657	25	123	148	4.8	56-1	91	83	8	27	288	9.3
2020-21	BSU	13-10	351/27.0	62-130	.477	31-73	.425	25-32	.781	15	53	68	5.2	25-0	42	41	6	9	180	13.8
2021-22	MIZ	31-21	888/28.6	97-269	.361	46-152	.303	27-42	.643	15	90	105	3.4	64-2	86	85	7	28	267	8.6
2022-23	BSU	30-30	1026/34.2	143-380	.376	68-193	.352	76-98	.776	17	129	146	4.9	76-1	115	75	10	40	430	14.3
2023-24	Nebr	5-0	82/16.4	4-15	.267	2-11	.182	7-11	.636	0	15	15	3.0	4-0	14	7	1	2	17	3.4
<b>TOTAL FOR Nebr</b>		<b>5-0</b>	<b>82/16.4</b>	<b>4-15</b>	<b>.267</b>	<b>2-11</b>	<b>.182</b>	<b>7-11</b>	<b>.636</b>	<b>0</b>	<b>15</b>	<b>15</b>	<b>3.0</b>	<b>4-0</b>	<b>14</b>	<b>7</b>	<b>1</b>	<b>2</b>	<b>17</b>	<b>3.4</b>
<b>TOTAL</b>		<b>110-86</b>	<b>3137/28.5</b>	<b>415-1033</b>	<b>.402</b>	<b>173-509</b>	<b>.340</b>	<b>179-250</b>	<b>.716</b>	<b>72</b>	<b>410</b>	<b>482</b>	<b>4.4</b>	<b>225-4</b>	<b>348</b>	<b>291</b>	<b>32</b>	<b>106</b>	<b>1182</b>	<b>10.7</b>

## 2023-24 GAME BY GAME

Opponent	Date	GS	MIN	Total		3-Pointers		Free throws		Rebounds				Scoring						
				FG-FGA	PCT	3FG-3FGA	PCT	FT-FTA	PCT	OFF	DEF	TOT	AVG	PF	A	TO	BLK	STL	PTS	AVG
Lindenwood	11/06/2023	*	18:22	2-8	.250	2-6	.333	1-2	.500	2	4	6	6.0	3	1	2	0	0	7	7.0
Florida A&M	11/09/2023	*	24:40	2-6	.333	0-3	.000	1-2	.500	0	5	5	5.5	1	4	4	0	3	5	6.0
Rider	11/13/2023	*	24:48	0-5	.000	0-2	.000	0-0	.000	0	3	3	4.7	2	2	1	0	2	0	4.0
Stony Brook	11/15/2023	*	27:26	4-8	.500	0-2	.000	0-0	.000	1	4	5	4.8	3	4	3	0	0	8	5.0
vs Oregon St.	11/18/2023	*	22:45	1-3	.333	0-0	.000	1-1	1.000	0	5	5	4.8	2	3	0	0	0	3	4.6
<b>Totals</b>		<b>5</b>	<b>118:01</b>	<b>9-30</b>	<b>.300</b>	<b>2-13</b>	<b>.154</b>	<b>3-5</b>	<b>.600</b>	<b>3</b>	<b>21</b>	<b>24</b>	<b>4.8</b>	<b>11</b>	<b>14</b>	<b>10</b>	<b>0</b>	<b>5</b>	<b>23</b>	<b>4.6</b>

## Player Averages

Games Played	Minutes/game	Points/game	FG Pct	3FG Pct	FT Pct	Rebounds/game	Assists/game	Turnovers/game	Assist/Turnover ratio	Steals/game	Blocks/game
5	23.6	4.6	30.0	15.4	60.0	4.8	2.8	2.0	1.4	1.0	0.0

# JAMARQUES LAWRENCE

SOPHOMORE • GUARD • 6-3 • 182 • PLAINFIELD, N.J. • ROSELLE CATHOLIC



10

## MISC. STATS

Category	2023-24	Career
10+ Points	0	7
20+ Points	0	0
30+ Points	0	0
40+ Points	0	0
Double-Doubles	0	0
10+ Rebounds	0	0
10+ Assists	0	0
Led NU in Scoring	0	0
Led NU in Reb.	0	1
Led NU in Assists	2	2

## CAREER STATS

SEASON	TEAM	GP-GS	MIN/AVG	Field Goals		3-Point		F-Throws		Rebounds				Scoring						
				FG-FGA	FG%	3FG-3FGA	3FG%	FT-FTA	FT%	OFF	DEF	TOT	AVG	PF-FO	A	TO	BLK	STL	PTS	AVG
2022-23	Nebr	28-12	506/18.1	50-123	.407	28-75	.373	12-31	.387	8	53	61	2.2	41-0	28	30	4	11	140	5.0
2023-24	Nebr	5-5	118/23.6	9-30	.300	2-13	.154	3-5	.600	3	21	24	4.8	11-0	14	10	0	5	23	4.6
<b>TOTAL</b>		<b>33-17</b>	<b>624/18.9</b>	<b>59-153</b>	<b>.386</b>	<b>30-88</b>	<b>.341</b>	<b>15-36</b>	<b>.417</b>	<b>11</b>	<b>74</b>	<b>85</b>	<b>2.6</b>	<b>52-0</b>	<b>42</b>	<b>40</b>	<b>4</b>	<b>16</b>	<b>163</b>	<b>4.9</b>

## 2023-24 GAME BY GAME

Opponent	Date	GS	MIN	Total		3-Pointers		Free throws		Rebounds				Scoring						
				FG-FGA	PCT	3FG-3FGA	PCT	FT-FTA	PCT	OFF	DEF	TOT	AVG	PF	A	TO	BLK	STL	PTS	AVG
Lindenwood	11/06/2023	*	18:22	2-8	.250	2-6	.333	1-2	.500	2	4	6	6.0	3	1	2	0	0	7	7.0
Florida A&M	11/09/2023	*	24:40	2-6	.333	0-3	.000	1-2	.500	0	5	5	5.5	1	4	4	0	3	5	6.0
Rider	11/13/2023	*	24:48	0-5	.000	0-2	.000	0-0	.000	0	3	3	4.7	2	2	1	0	2	0	4.0
Stony Brook	11/15/2023	*	27:26	4-8	.500	0-2	.000	0-0	.000	1	4	5	4.8	3	4	3	0	0	8	5.0
vs Oregon St.	11/18/2023	*	22:45	1-3	.333	0-0	.000	1-1	1.000	0	5	5	4.8	2	3	0	0	0	3	4.6
<b>Totals</b>		<b>5</b>	<b>118:01</b>	<b>9-30</b>	<b>.300</b>	<b>2-13</b>	<b>.154</b>	<b>3-5</b>	<b>.600</b>	<b>3</b>	<b>21</b>	<b>24</b>	<b>4.8</b>	<b>11</b>	<b>14</b>	<b>10</b>	<b>0</b>	<b>5</b>	<b>23</b>	<b>4.6</b>

## Player Averages

Games Played	Minutes/game	Points/game	FG Pct	3FG Pct	FT Pct	Rebounds/game	Assists/game	Turnovers/game	Assist/Turnover ratio	Steals/game	Blocks/game
5	23.6	4.6	30.0	15.4	60.0	4.8	2.8	2.0	1.4	1.0	0.0



# ELI RICE

FRESHMAN • GUARD • 6-8 • 213 • GALLATIN, TENN. • IMG ACADEMY



11

## MISC. STATS

Category	2023-24	Career
10+ Points	1	1
20+ Points	0	0
30+ Points	0	0
40+ Points	0	0
Double-Doubles	0	0
10+ Rebounds	0	0
10+ Assists	0	0
Led NU in Scoring	0	0
Led NU in Reb.	0	0
Led NU in Assists	0	0

## CAREER STATS

SEASON	TEAM	GP-GS	MIN/AVG	Field Goals		3-Point		F-Throws		Rebounds				Scoring						
				FG-FGA	FG%	3FG-3FGA	3FG%	FT-FTA	FT%	OFF	DEF	TOT	AVG	PF-FO	A	TO	BLK	STL	PTS	AVG
2023-24	Nebr	5-0	51/10.3	5-15	.333	4-11	.364	7-12	.583	2	7	9	1.8	4-0	2	2	2	0	21	4.2
<b>TOTAL</b>		<b>5-0</b>	<b>51/10.3</b>	<b>5-15</b>	<b>.333</b>	<b>4-11</b>	<b>.364</b>	<b>7-12</b>	<b>.583</b>	<b>2</b>	<b>7</b>	<b>9</b>	<b>1.8</b>	<b>4-0</b>	<b>2</b>	<b>2</b>	<b>2</b>	<b>0</b>	<b>21</b>	<b>4.2</b>

## 2023-24 GAME BY GAME

Opponent	Date	GS	MIN	Total		3-Pointers		Free throws		Rebounds				Steals/Blocks			Points			
				FG-FGA	PCT	3FG-3FGA	PCT	FT-FTA	PCT	OFF	DEF	TOT	AVG	PF	A	TO	BLK	STL	PTS	AVG
Lindenwood	11/06/2023		19:08	0-3	.000	0-2	.000	2-4	.500	2	3	5	5.0	2	1	2	1	0	2	2.0
Florida A&M	11/09/2023		22:18	4-9	.444	3-6	.500	5-8	.625	0	4	4	4.5	1	0	0	0	0	16	9.0
Rider	11/13/2023		03:17	1-1	1.000	1-1	1.000	0-0	.000	0	0	0	3.0	0	1	0	0	0	3	7.0
Stony Brook	11/15/2023		04:08	0-1	.000	0-1	.000	0-0	.000	0	0	0	2.3	0	0	0	1	0	0	5.3
vs Oregon St.	11/18/2023		02:25	0-1	.000	0-1	.000	0-0	.000	0	0	0	1.8	1	0	0	0	0	0	4.2
<b>Totals</b>		<b>0</b>	<b>51:16</b>	<b>5-15</b>	<b>.333</b>	<b>4-11</b>	<b>.364</b>	<b>7-12</b>	<b>.583</b>	<b>2</b>	<b>7</b>	<b>9</b>	<b>1.8</b>	<b>4</b>	<b>2</b>	<b>2</b>	<b>2</b>	<b>0</b>	<b>21</b>	<b>4.2</b>

## Player Averages

Games Played	Minutes/ game	Points/ game	FG Pct	3FG Pct	FT Pct	Rebounds/ game	Assists/ game	Turnovers/ game	Assist/Turnover ratio	Steals/ game	Blocks/ game
5	10.3	4.2	33.3	36.4	58.3	1.8	0.4	0.4	1.0	0.0	0.4

# BLAISE KEITA

JUNIOR • FORWARD • 6-11 • 257 • BAMAKO, REPUBLIC OF MALI • COFFEYVILLE CC



15

## MISC. STATS

Category	2023-24	Career
10+ Points	0	1
20+ Points	0	0
30+ Points	0	0
40+ Points	0	0
Double-Doubles	0	1
10+ Rebounds	0	3
10+ Assists	0	0
Led NU in Scoring	0	0
Led NU in Reb.	0	5
Led NU in Assists	0	0

## CAREER STATS

SEASON	TEAM	GP-GS	MIN/AVG	Field Goals		3-Point		F-Throws		Rebounds				Scoring						
				FG-FGA	FG%	3FG-3FGA	3FG%	FT-FTA	FT%	OFF	DEF	TOT	AVG	PF-FO	A	TO	BLK	STL	PTS	AVG
2022-23	Nebr	21-5	212/10.1	18-35	.514	0-0	.000	6-17	.353	22	52	74	3.5	22-0	11	10	5	5	42	2.0
<b>TOTAL</b>		<b>21-5</b>	<b>212/10.1</b>	<b>18-35</b>	<b>.514</b>	<b>0-0</b>	<b>.000</b>	<b>6-17</b>	<b>.353</b>	<b>22</b>	<b>52</b>	<b>74</b>	<b>3.5</b>	<b>22-0</b>	<b>11</b>	<b>10</b>	<b>5</b>	<b>5</b>	<b>42</b>	<b>2.0</b>

## 2023-24 GAME BY GAME

# MATAR DIOP

FRESHMAN • FORWARD • 6-10 • 213 • DAKAR, SENEGAL • KEYSTONE ATHLETIC ACADEMY



## MISC. STATS

Category	2023-24	Career
10+ Points	0	0
20+ Points	0	0
30+ Points	0	0
40+ Points	0	0
Double-Doubles	0	0
10+ Rebounds	0	0
10+ Assists	0	0
Led NU in Scoring	0	0
Led NU in Reb.	0	0
Led NU in Assists	0	0

## CAREER STATS

SEASON	TEAM	GP-GS	MIN/AVG	Field Goals		3-Point		F-Throws		Rebounds				Scoring						
				FG-FGA	FG%	3FG-3FGA	3FG%	FT-FTA	FT%	OFF	DEF	TOT	AVG	PF	FO	A	TO	BLK	STL	PTS
2023-24	Nebr	4-0	15/3.8	2-3	.667	0-1	.000	3-6	.500	0	5	5	1.3	5-0	1	4	2	0	7	1.8
<b>TOTAL</b>		<b>4-0</b>	<b>15/3.8</b>	<b>2-3</b>	<b>.667</b>	<b>0-1</b>	<b>.000</b>	<b>3-6</b>	<b>.500</b>	<b>0</b>	<b>5</b>	<b>5</b>	<b>1.3</b>	<b>5-0</b>	<b>1</b>	<b>4</b>	<b>2</b>	<b>0</b>	<b>7</b>	<b>1.8</b>

## 2023-24 GAME BY GAME


Opponent	Date	GS	MIN	Total		3-Pointers		Free throws		Rebounds				Scoring							
				FG-FGA	PCT	3FG-3FGA	PCT	FT-FTA	PCT	OFF	DEF	TOT	AVG	PF	FO	A	TO	BLK	STL	PTS	AVG
Lindenwood	11/06/2023		05:34	1-2	.500	0-1	.000	1-2	.500	0	1	1	1.0	1	0	1	0	1	0	3	3.0
Florida A&M	11/09/2023		05:17	0-0	.000	0-0	.000	0-0	.000	0	1	1	1.0	4	0	3	1	0	0	0	1.5
Stony Brook	11/15/2023		01:47	0-0	.000	0-0	.000	2-2	1.000	0	1	1	1.0	0	0	1	0	0	0	2	1.7
vs Oregon St.	11/18/2023		02:25	1-1	1.000	0-0	.000	0-2	.000	0	2	2	1.3	0	1	0	0	0	0	2	1.8
<b>Totals</b>		<b>0</b>	<b>15:03</b>	<b>2-3</b>	<b>.667</b>	<b>0-1</b>	<b>.000</b>	<b>3-6</b>	<b>.500</b>	<b>0</b>	<b>5</b>	<b>5</b>	<b>1.3</b>	<b>5</b>	<b>1</b>	<b>4</b>	<b>2</b>	<b>0</b>	<b>7</b>	<b>1.8</b>	

## Player Averages

Games Played	Minutes/game	Points/game	FG Pct	3FG Pct	FT Pct	Rebounds/game	Assists/game	Turnovers/game	Assist/Turnover ratio	Steals/game	Blocks/game
4	3.8	1.8	66.7	0.0	50.0	1.3	0.3	1.0	0.3	0.0	0.5

# JEFFREY GRACE III

SOPHOMORE • GUARD • 6-3 • 197 • ELMHURST, ILL. • ARIZONA STATE



## MISC. STATS

Category	2023-24	Career
10+ Points	0	0
20+ Points	0	0
30+ Points	0	0
40+ Points	0	0
Double-Doubles	0	0
10+ Rebounds	0	0
10+ Assists	0	0
Led NU in Scoring	0	0
Led NU in Reb.	0	0
Led NU in Assists	0	0

## CAREER STATS

SEASON	TEAM	GP-GS	MIN/AVG	Field Goals		3-Point		F-Throws		Rebounds				Scoring						
				FG-FGA	FG%	3FG-3FGA	3FG%	FT-FTA	FT%	OFF	DEF	TOT	AVG	PF	FO	A	TO	BLK	STL	PTS
2022-23	Nebr	11-0	12/1.1	1-2	.500	0-1	.000	2-4	.500	2	1	3	0.3	0-0	1	2	0	1	4	0.4
2023-24	Nebr	4-0	9/2.3	2-3	.667	0-0	.000	0-1	.000	1	0	1	0.3	0-0	1	0	0	0	4	1.0
<b>TOTAL</b>		<b>15-0</b>	<b>21/1.4</b>	<b>3-5</b>	<b>.600</b>	<b>0-1</b>	<b>.000</b>	<b>2-5</b>	<b>.400</b>	<b>3</b>	<b>1</b>	<b>4</b>	<b>0.3</b>	<b>0-0</b>	<b>2</b>	<b>2</b>	<b>0</b>	<b>1</b>	<b>8</b>	<b>0.5</b>

## 2023-24 GAME BY GAME

Opponent	Date	GS	MIN	Total		3-Pointers		Free throws		Rebounds				Scoring						
				FG-FGA	PCT	3FG-3FGA	PCT	FT-FTA	PCT	OFF	DEF	TOT	AVG	PF	FO	A	TO	BLK	STL	PTS
Lindenwood	11/06/2023		04:00	1-2	.500	0-0	.000	0-1	.000	0	0	0	0.0	0	1	0	0	0	2	2.0
Florida A&M	11/09/2023		02:20	1-1	1.000	0-0	.000	0-0	.000	1	0	1	0.5	0	0	0	0	0	2	2.0
Stony Brook	11/15/2023		01:47	0-0	.000	0-0	.000	0-0	.000	0	0	0	0.3	0	0	0	0	0	0	1.3
vs Oregon St.	11/18/2023		01:09	0-0	.000	0-0	.000	0-0	.000	0	0	0	0.3	0	0	0	0	0	0	1.0
<b>Totals</b>		<b>0</b>	<b>09:16</b>	<b>2-3</b>	<b>.667</b>	<b>0-0</b>	<b>.000</b>	<b>0-1</b>	<b>.000</b>	<b>1</b>	<b>0</b>	<b>1</b>	<b>0.3</b>	<b>0</b>	<b>1</b>	<b>0</b>	<b>0</b>	<b>0</b>	<b>4</b>	<b>1.0</b>

## Player Averages

Games Played	Minutes/game	Points/game	FG Pct	3FG Pct	FT Pct	Rebounds/game	Assists/game	Turnovers/game	Assist/Turnover ratio	Steals/game	Blocks/game
4	2.3	1.0	66.7	0.0	0.0	0.3	0.3	0.0	1.0	0.0	0.0

# KEISEI TOMINAGA

SENIOR • GUARD • 6-2 • 179 • MORIYAMA NAGOYA AICHI, JAPAN • RANGER COLLEGE



30

## MISC. STATS

Category	2023-24	Career
10+ Points	1	30
20+ Points	0	10
30+ Points	0	1
40+ Points	0	0
Double-Doubles	0	0
10+ Rebounds	0	0
10+ Assists	0	0
Led NU in Scoring	0	13
Led NU in Reb.	0	0
Led NU in Assists	0	0

## CAREER STATS

SEASON TEAM	GP-GS	MIN/AVG	Field Goals		3-Point		F-Throws		Rebounds				Scoring						
			FG-FGA	FG%	3FG-3FGA	3FG%	FT-FTA	FT%	OFF	DEF	TOT	AVG	PF-FO	A	TO	BLK	STL	PTS	AVG
2021-22 Nebr	30-11	493/16.4	59-158	.373	36-109	.330	16-19	.842	8	37	45	1.5	20-0	18	10	1	23	170	5.7
2022-23 Nebr	32-14	803/25.1	154-306	.503	66-165	.400	46-53	.868	10	41	51	1.6	31-0	22	27	2	18	420	13.1
2023-24 Nebr	3-3	73/24.4	13-30	.433	7-20	.350	0-3	.000	0	6	6	2.0	2-0	5	4	0	4	33	11.0
<b>TOTAL</b>	<b>65-28</b>	<b>1370/21.1</b>	<b>226-494</b>	<b>.457</b>	<b>109-294</b>	<b>.371</b>	<b>62-75</b>	<b>.827</b>	<b>18</b>	<b>84</b>	<b>102</b>	<b>1.6</b>	<b>53-0</b>	<b>45</b>	<b>41</b>	<b>3</b>	<b>45</b>	<b>623</b>	<b>9.6</b>

## 2023-24 GAME BY GAME

Opponent	Date	GS	MIN	Total		3-Pointers		Free throws		Rebounds				Scoring							
				FG-FGA	PCT	3FG-3FGA	PCT	FT-FTA	PCT	OFF	DEF	TOT	AVG	PF	A	TO	BLK	STL	PTS	AVG	
Rider	11/13/2023	*	22:07	3-13	.231	3-11	.273	0-0	.000	0	1	1	1.0	0	1	0	0	9	9.0		
Stony Brook	11/15/2023	*	25:48	7-11	.636	2-6	.333	0-3	.000	0	3	3	2.0	0	2	2	0	2	16	12.5	
vs Oregon St.	11/18/2023	*	25:09	3-6	.500	2-3	.667	0-0	.000	0	2	2	2.0	2	2	2	0	2	8	11.0	
<b>Totals</b>			<b>3</b>	<b>73:04</b>	<b>13-30</b>	<b>.433</b>	<b>7-20</b>	<b>.350</b>	<b>0-3</b>	<b>.000</b>	<b>0</b>	<b>6</b>	<b>6</b>	<b>2.0</b>	<b>2</b>	<b>5</b>	<b>4</b>	<b>0</b>	<b>4</b>	<b>33</b>	<b>11.0</b>

## Player Averages

Games Played	Minutes/game	Points/game	FG Pct	3FG Pct	FT Pct	Rebounds/game	Assists/game	Turnovers/game	Assist/Turnover ratio	Steals/game	Blocks/game
3	24.4	11.0	43.3	35.0	0.0	2.0	1.7	1.3	1.3	1.3	0.0

# CALE JACOBSEN

REDSHIRT FRESHMAN • GUARD • 6-4 • 200 • ASHLAND, NEB. • ASHLAND-GREENWOOD



31

## MISC. STATS

Category	2023-24	Career
10+ Points	0	0
20+ Points	0	0
30+ Points	0	0
40+ Points	0	0
Double-Doubles	0	0
10+ Rebounds	0	0
10+ Assists	0	0
Led NU in Scoring	0	0
Led NU in Reb.	0	0
Led NU in Assists	0	0

## CAREER STATS

SEASON TEAM	GP-GS	MIN/AVG	Field Goals		3-Point		F-Throws		Rebounds				Scoring						
			FG-FGA	FG%	3FG-3FGA	3FG%	FT-FTA	FT%	OFF	DEF	TOT	AVG	PF-FO	A	TO	BLK	STL	PTS	AVG
2023-24 Nebr	4-0	20/5.1	2-2	1.000	0-0	.000	1-4	.250	0	1	1	0.3	3-0	2	1	0	1	5	1.3
<b>TOTAL</b>	<b>4-0</b>	<b>20/5.1</b>	<b>2-2</b>	<b>1.000</b>	<b>0-0</b>	<b>.000</b>	<b>1-4</b>	<b>.250</b>	<b>0</b>	<b>1</b>	<b>1</b>	<b>0.3</b>	<b>3-0</b>	<b>2</b>	<b>1</b>	<b>0</b>	<b>1</b>	<b>5</b>	<b>1.3</b>

## 2023-24 GAME BY GAME

Opponent	Date	GS	MIN	Total		3-Pointers		Free throws		Rebounds				Scoring							
				FG-FGA	PCT	3FG-3FGA	PCT	FT-FTA	PCT	OFF	DEF	TOT	AVG	PF	A	TO	BLK	STL	PTS	AVG	
Lindenwood	11/06/2023		11:07	0-0	.000	0-0	.000	0-0	.000	0	1	1	1.0	1	1	0	0	1	0	0.0	
Florida A&M	11/09/2023		05:05	1-1	1.000	0-0	.000	1-2	.500	0	0	0	0.5	0	1	1	0	0	3	1.5	
Stony Brook	11/15/2023		01:47	0-0	.000	0-0	.000	0-0	.000	0	0	0	0.3	0	0	0	0	0	0	1.0	
vs Oregon St.	11/18/2023		02:25	1-1	1.000	0-0	.000	0-2	.000	0	0	0	0.3	2	0	0	0	0	2	1.3	
<b>Totals</b>			<b>0</b>	<b>20:24</b>	<b>2-2</b>	<b>1.000</b>	<b>0-0</b>	<b>.000</b>	<b>1-4</b>	<b>.250</b>	<b>0</b>	<b>1</b>	<b>1</b>	<b>0.3</b>	<b>3</b>	<b>2</b>	<b>1</b>	<b>0</b>	<b>1</b>	<b>5</b>	<b>1.3</b>

## Player Averages

Games Played	Minutes/game	Points/game	FG Pct	3FG Pct	FT Pct	Rebounds/game	Assists/game	Turnovers/game	Assist/Turnover ratio	Steals/game	Blocks/game
4	5.1	1.3	100.0	0.0	25.0	0.3	0.5	0.3	2.0	0.3	0.0



# HENRY BURT

REDSHIRT FRESHMAN • FORWARD • 6-7 • 216 • OMAHA, NEB. • ELKHORN SOUTH

## CAREER STATS

SEASON	TEAM	GP-GS	MIN/AVG	Field Goals		3-Point		F-Throws		Rebounds				Scoring						
				FG-FGA	FG%	3FG-3FGA	3FG%	FT-FTA	FT%	OFF	DEF	TOT	AVG	PF-FO	A	TO	BLK	STL	PTS	AVG
2023-24	Nebr	4-0	6/1.6	1-1	1.000	0-0	.000	0-2	.000	0	2	2	0.5	0-0	0	0	0	0	2	0.5
<b>TOTAL</b>		<b>4-0</b>	<b>6/1.6</b>	<b>1-1</b>	<b>1.000</b>	<b>0-0</b>	<b>.000</b>	<b>0-2</b>	<b>.000</b>	<b>0</b>	<b>2</b>	<b>2</b>	<b>0.5</b>	<b>0-0</b>	<b>0</b>	<b>0</b>	<b>0</b>	<b>0</b>	<b>2</b>	<b>0.5</b>

## 2023-24 GAME BY GAME

Opponent	Date	GS	MIN	Total		3-Pointers		Free throws		Rebounds				Scoring							
				FG-FGA	PCT	3FG-3FGA	PCT	FT-FTA	PCT	OFF	DEF	TOT	AVG	PF	FO	A	TO	BLK	STL	PTS	AVG
Lindenwood	11/06/2023		02:37	0-0	.000	0-0	.000	0-0	.000	0	0	0	0.0	0	0	0	0	0	0	0	0.0
Florida A&M	11/09/2023		01:40	1-1	1.000	0-0	.000	0-2	.000	0	1	1	0.5	0	0	0	0	0	0	2	1.0
Stony Brook	11/15/2023		00:53	0-0	.000	0-0	.000	0-0	.000	0	1	1	0.7	0	0	0	0	0	0	0	0.7
vs Oregon St.	11/18/2023		01:09	0-0	.000	0-0	.000	0-0	.000	0	0	0	0.5	0	0	0	0	0	0	0	0.5
<b>Totals</b>			<b>06:19</b>	<b>1-1</b>	<b>1.000</b>	<b>0-0</b>	<b>.000</b>	<b>0-2</b>	<b>.000</b>	<b>0</b>	<b>2</b>	<b>2</b>	<b>0.5</b>	<b>0</b>	<b>0</b>	<b>0</b>	<b>0</b>	<b>0</b>	<b>2</b>	<b>0.5</b>	

## MISC. STATS

Category	2023-24	Career
10+ Points	0	0
20+ Points	0	0
30+ Points	0	0
40+ Points	0	0
Double-Doubles	0	0
10+ Rebounds	0	0
10+ Assists	0	0
Led NU in Scoring	0	0
Led NU in Reb.	0	0
Led NU in Assists	0	0

## Player Averages

Games Played	Minutes/game	Points/game	FG Pct	3FG Pct	FT Pct	Rebounds/game	Assists/game	Turnovers/game	Assist/Turnover ratio	Steals/game	Blocks/game
4	1.6	0.5	100.0	0.0	0.0	0.5	0.0	0.0	0.0	0.0	0.0



# RIENK MAST

JUNIOR • FORWARD • 6-10 • 248 • GRONINGEN, NETHERLANDS • BRADLEY

## CAREER STATS

SEASON	TEAM	GP-GS	MIN/AVG	Field Goals		3-Point		F-Throws		Rebounds				Scoring						
				FG-FGA	FG%	3FG-3FGA	3FG%	FT-FTA	FT%	OFF	DEF	TOT	AVG	PF-FO	A	TO	BLK	STL	PTS	AVG
2020-21	BRAD	28-19	657/23.4	93-192	.484	33-92	.359	21-29	.724	46	118	164	5.9	43-0	37	33	13	8	240	8.6
2021-22	BRAD	31-31	852/27.5	138-290	.476	27-95	.284	57-82	.695	81	180	261	8.4	54-0	44	49	29	17	360	11.6
2022-23	BRAD	29-29	834/28.8	162-313	.518	24-68	.353	53-72	.736	64	168	232	8.0	62-0	70	52	15	18	401	13.8
2023-24	Nebr	5-5	137/27.4	25-53	.472	5-18	.278	19-22	.864	15	41	56	11.2	7-0	14	7	0	0	74	14.8
<b>TOTAL FOR Nebr</b>		<b>5-5</b>	<b>137/27.4</b>	<b>25-53</b>	<b>.472</b>	<b>5-18</b>	<b>.278</b>	<b>19-22</b>	<b>.864</b>	<b>15</b>	<b>41</b>	<b>56</b>	<b>11.2</b>	<b>7-0</b>	<b>14</b>	<b>7</b>	<b>0</b>	<b>0</b>	<b>74</b>	<b>14.8</b>
<b>TOTAL</b>		<b>93-84</b>	<b>2480/26.7</b>	<b>418-848</b>	<b>.493</b>	<b>89-273</b>	<b>.326</b>	<b>150-205</b>	<b>.732</b>	<b>206</b>	<b>507</b>	<b>713</b>	<b>7.7</b>	<b>166-0</b>	<b>165</b>	<b>141</b>	<b>57</b>	<b>43</b>	<b>1075</b>	<b>11.6</b>

## 2023-24 GAME BY GAME

Opponent	Date	GS	MIN	Total		3-Pointers		Free throws		Rebounds				Scoring							
				FG-FGA	PCT	3FG-3FGA	PCT	FT-FTA	PCT	OFF	DEF	TOT	AVG	PF	FO	A	TO	BLK	STL	PTS	AVG
Lindenwood	11/06/2023	*	25:18	5-7	.714	1-3	.333	2-3	.667	1	5	6	6.0	1	3	2	0	0	13	13.0	
Florida A&M	11/09/2023	*	27:21	6-14	.429	2-5	.400	6-6	1.000	5	11	16	11.0	2	2	2	0	0	20	16.5	
Rider	11/13/2023	*	27:48	4-12	.333	0-4	.000	4-5	.800	2	11	13	11.7	0	2	1	0	0	12	15.0	
Stony Brook	11/15/2023	*	27:33	5-8	.625	2-4	.500	2-2	1.000	1	7	8	10.8	2	5	2	0	0	14	14.8	
vs Oregon St.	11/18/2023	*	28:53	5-12	.417	0-2	.000	5-6	.833	6	7	13	11.2	2	2	0	0	0	15	14.8	
<b>Totals</b>			<b>5</b>	<b>136:53</b>	<b>25-53</b>	<b>.472</b>	<b>5-18</b>	<b>.278</b>	<b>19-22</b>	<b>.864</b>	<b>15</b>	<b>41</b>	<b>56</b>	<b>11.2</b>	<b>7</b>	<b>14</b>	<b>7</b>	<b>0</b>	<b>0</b>	<b>74</b>	<b>14.8</b>

## MISC. STATS

Category	2023-24	Career*
10+ Points	5	61
20+ Points	1	9
30+ Points	0	1
40+ Points	0	0
Double-Doubles	3	23
10+ Rebounds	3	26
10+ Assists	0	0
Led NU in Scoring	1	1
Led NU in Reb.	3	3
Led NU in Assists	1	1

## Player Averages

Games Played	Minutes/game	Points/game	FG Pct	3FG Pct	FT Pct	Rebounds/game	Assists/game	Turnovers/game	Assist/Turnover ratio	Steals/game	Blocks/game
5	27.4	14.8	47.2	27.8	86.4	11.2	2.8	1.4	2.0	0.0	0.0

\*Includes Bradley



# JOSIAH ALICK

SENIOR • FORWARD • 6-8 • 231 • LINCOLN, NEB. • NEW MEXICO



53

## MISC. STATS

Category	2023-24	Career*
10+ Points	2	53
20+ Points	0	9
30+ Points	0	0
40+ Points	0	0
Double-Doubles	0	11
10+ Rebounds	0	13
10+ Assists	0	0
Led NU in Scoring	0	0
Led NU in Reb.	1	1
Led NU in Assists	0	0

\*Includes UMKC/New Mexico

## CAREER STATS

SEASON	TEAM	GP-GS	MIN/AVG	Field Goals		3-Point		F-Throws		Rebounds				Scoring						
				FG-FGA	FG%	3FG-3FGA	3FG%	FT-FTA	FT%	OFF	DEF	TOT	AVG	PF-FO	A	TO	BLK	STL	PTS	AVG
2019-20	KC	30-12	490/16.3	59-118	.500	8-31	.258	44-67	.657	37	81	118	3.9	91-3	10	31	18	16	170	5.7
2020-21	KC	22-22	592/26.9	133-232	.573	16-45	.356	48-74	.649	41	91	132	6.0	66-5	27	44	7	20	330	15.0
2021-22	KC	17-16	461/27.1	82-149	.550	13-36	.361	42-56	.750	23	81	104	6.1	53-2	19	39	8	9	219	12.9
2022-23	UNM	34-34	1086/31.9	113-203	.557	6-38	.158	54-81	.667	89	159	248	7.3	95-1	48	53	28	17	286	8.4
2023-24	Nebr	5-5	132/26.3	10-22	.455	1-3	.333	13-18	.722	15	15	30	6.0	7-0	3	6	2	4	34	6.8
<b>TOTAL FOR Nebr</b>		<b>5-5</b>	<b>132/26.3</b>	<b>10-22</b>	<b>.455</b>	<b>1-3</b>	<b>.333</b>	<b>13-18</b>	<b>.722</b>	<b>15</b>	<b>15</b>	<b>30</b>	<b>6.0</b>	<b>7-0</b>	<b>3</b>	<b>6</b>	<b>2</b>	<b>4</b>	<b>34</b>	<b>6.8</b>
<b>TOTAL</b>		<b>108-89</b>	<b>2761/25.6</b>	<b>397-724</b>	<b>.548</b>	<b>44-153</b>	<b>.288</b>	<b>201-296</b>	<b>.679</b>	<b>205</b>	<b>427</b>	<b>632</b>	<b>5.9</b>	<b>312-11</b>	<b>107</b>	<b>173</b>	<b>63</b>	<b>66</b>	<b>1039</b>	<b>9.6</b>

## 2023-24 GAME BY GAME

Opponent	Date	GS	MIN	Total		3-Pointers		Free throws		Rebounds				PF							
				FG-FGA	PCT	3FG-3FGA	PCT	FT-FTA	PCT	OFF	DEF	TOT	AVG	A	TO	BLK	STL	PTS	AVG		
Lindenwood	11/06/2023	*	23:30	4-5	.800	1-1	1.000	2-2	1.000	2	6	8	8.0	1	2	0	1	2	11	11.0	
Florida A&M	11/09/2023	*	28:38	1-3	.333	0-0	.000	3-4	.750	3	2	5	6.5	1	0	2	1	0	5	8.0	
Rider	11/13/2023	*	30:18	3-3	1.000	0-0	.000	4-6	.667	4	2	6	6.3	1	0	3	0	0	10	8.7	
Stony Brook	11/15/2023	*	24:16	0-5	.000	0-2	.000	0-0	.000	4	3	7	6.5	1	1	0	0	0	0	6.5	
vs Oregon St.	11/18/2023	*	24:59	2-6	.333	0-0	.000	4-6	.667	2	2	4	6.0	3	0	1	0	2	8	6.8	
<b>Totals</b>			<b>5</b>	<b>131:41</b>	<b>10-22</b>	<b>.455</b>	<b>1-3</b>	<b>.333</b>	<b>13-18</b>	<b>.722</b>	<b>15</b>	<b>15</b>	<b>30</b>	<b>6.0</b>	<b>7</b>	<b>3</b>	<b>6</b>	<b>2</b>	<b>4</b>	<b>34</b>	<b>6.8</b>

## Player Averages

Games Played	Minutes/game	Points/game	FG Pct	3FG Pct	FT Pct	Rebounds/game	Assists/game	Turnovers/game	Assist/Turnover ratio	Steals/game	Blocks/game
5	26.3	6.8	45.5	33.3	72.2	6.0	0.6	1.2	0.5	0.8	0.4

2023-24 BOXSCORES

NEBRASKA 84, LINDENWOOD 52



Official Basketball Box Score - Final  
Lindenwood at Nebraska  
11/02/23 Pinnacle Bank Arena, Lincoln  
Nebraska vs. Lindenwood

Game Time: 7:01 PM  
Game Duration: 1:49  
Attendance: 13,478

Officials: Tim Connor, Andy O'Brien, Mason Siler

Lindenwood - 52

Record: 0-1

NO. Name	Min	FG	3P	FT	Rebounds	Fouls	TP	AS	TO	ST	Blocks	+	-
		M/A	M/A	M/A	OR DR TOT	PF					BS BA		
0 David Ware	19:42	0-3	0-1	0-0	2 5 7	2 1	0	0	0	2	0 1	1	-14
5 Jaylon McDaniel	22:27	3-7	0-0	0-3	1 5 6	4 2	6	0	2	0	1 1	1	-19
24 Keenon Cole	5:16	1-1	0-0	0-0	2 2 4	2 3	14	0	3	0	0 2	2	-31
15 Nathan Johnson Jr.	25:45	2-5	0-1	1 1 1	1 1 2	1 1	5	0	2	1	0 0	1	-10
25 Darius Beane	G 20:24	3-8	0-0	0-1	2 2 4	4 2	6	0	1	0	0 0	0	-10
3 Tommie Williams	19:35	1-5	0-1	0-0	1 2 3	2 1	2	2	2	0	0 0	0	-9
23 Jeremiah Talton	20:00	4-11	2-5	0-0	1 2 3	1 0	10	0	0	1	0 0	0	-25
1 Colin Ruffin	20:14	4-8	1-3	0-0	0 5 5	3 1	9	0	0	0	0 0	0	-20
22 Isaac Ordekane	10:07	0-0	0-0	0-0	0 1 1	0 0	0	0	0	0	1 0	0	-13
11 Amoro Lado	10:20	0-5	0-4	0-0	0 0 0	2 1	0	0	0	0	0 0	0	-5
Team					3 2 5	0	0	1					
Totals	22:66	3-16	5-9	13 27 40	21 12	52	2	12	4	2	7	7	-32

Technical Fouls: NONE

Shooting By Period

1st FG%	10-33	30.3%
3PT%	1-5	20.0%
FT%	3-3	100%
2nd FG%	12-35	34.3%
3PT%	2-11	18.2%
FT%	2-6	33.3%
GM FG%	22-68	32.4%
3PT%	3-16	18.8%
FT%	5-9	55.6%

Dead Ball Rebounds: 1, 0

Nebraska - 84

Record: 1-0

NO. Name	Min	FG	3P	FT	Rebounds	Fouls	TP	AS	TO	ST	Blocks	+	-
		M/A	M/A	M/A	OR DR TOT	PF					BS BA		
51 Rienk Mast	F 25:18	5-7	1-3	2-3	1 5 6	1 3	13	3	2	0	0 1	0	11
53 Josiah Allick	F 23:30	4-5	1-1	2-2	2 6 8	1 4	11	2	0	2	0 1	0	34
0 C.J. Wilcher	G 22:08	4-8	2-5	3-4	0 1 1	0 1	2	13	2	0	2 0	2	26
3 Brice Williams	G 23:15	4-11	2-6	3-4	0 1 1	1 1	2	13	2	1	0 1	1	30
10 Jamarques Lawrence	G 18:22	2-8	2-6	1-2	2 4 6	3 1	7	1	2	0	0 0	0	16
1 Sam Holberg	25:14	5-7	2-4	3-5	0 5 5	1 3	15	2	0	1	1 0	0	14
9 Jarron Coleman	19:47	1-3	1-2	2-2	0 6 6	1 2	5	4	2	1	0 0	0	19
11 Eli Rice	19:08	0-3	0-2	2-4	2 3 5	2 2	2	1	2	0	1 1	3	0
31 Cale Jacobsen	11:07	0-0	0-0	0-0	0 1 1	1 0	0	1	0	0	1 0	0	1
21 Matar Diop	05:34	1-2	0-1	1-2	0 1 1	1 1	3	0	0	0	1 0	0	-3
24 Jeff Grace	04:00	1-2	0-0	1-1	0 0 0	1 0	1	2	1	0	0 0	0	-3
35 Henry Burt	02:37	0-0	0-0	0-0	0 0 0	0 0	0	0	0	0	0 0	0	-4
Team					1 3 4	0	0	0	0	0	0	0	2
Totals	27:56	11-30	19-29	8 36 44	12 21 84	19 9	5	7	2	3	2	32	

Technical Fouls: NONE

Shooting By Period

1st FG%	17-30	56.7%
3PT%	9-19	47.4%
FT%	9-11	72.7%
2nd FG%	10-26	38.5%
3PT%	2-11	18.2%
FT%	11-18	61.1%
GM FG%	27-56	48.2%
3PT%	11-30	36.7%
FT%	19-29	65.5%

Dead Ball Rebounds: 4, 0

	LWU	NEB
Biggest lead	2 (1 <sup>st</sup> 19:36)	36 (2 <sup>nd</sup> 5:34)
Best Scoring Run	7 (2 <sup>nd</sup> 14:37)	10 (1 <sup>st</sup> 4:27)
Lead Changes	1	0
Times Tied	0	0
Time with Lead	00:23	39:13

Points from	LWU	NEB
Turnovers	4	8
Paint	32	32
Second Chance	9	11
Fast Breaks	8	4
Bench	21	27

Period by Period Scoring	1st	2nd	TOT
LWU	24	28	52
NEB	51	33	84

NEBRASKA 81, FLORIDA A&M 54



Official Basketball Box Score - Final  
Stony Brook at Nebraska  
11/02/23 Pinnacle Bank Arena, Lincoln  
Nebraska vs. Stony Brook

Game Time: 7:01 PM  
Game Duration: 1:50  
Attendance: 13,634

Officials: Kelly Pfeifer, Tariq Lewis, Jordan Lowe

Nebraska - 81

Record: 2-0

NO. Name	Min	FG	3P	FT	Rebounds	Fouls	TP	AS	TO	ST	Blocks	+	-
		M/A	M/A	M/A	OR DR TOT	PF					BS BA		
51 Rienk Mast	F 27:21	6-14	2-5	6-6	5 11 16	2 4	20	2	2	0	0 0	0	26
53 Josiah Allick	F 28:38	1-3	0-0	3-4	3 2 5	1 4	5	2	0	0	0 0	0	27
0 C.J. Wilcher	G 19:51	2-6	1-4	1-2	0 1 1	4 1	6	2	0	0	1 1	1	19
3 Brice Williams	G 22:19	3-9	2-4	7-7	2 4 6	3 4	15	2	1	0	1 1	2	20
10 Jamarques Lawrence	G 24:40	2-6	0-3	1-2	0 5 5	1 1	5	4	4	3	0 0	0	10
1 Sam Holberg	22:37	1-3	1-3	0-0	1 2 3	1 2	3	1	2	4	0 0	0	14
9 Jarron Coleman	17:54	1-3	1-3	1-3	0 3 3	0 3	4	3	3	0	1 0	1	11
11 Eli Rice	22:18	4-9	3-6	5-8	0 4 4	1 5	16	0	0	0	0 0	0	11
21 Matar Diop	05:17	0-0	0-0	0-0	0 1 1	0 0	0	0	0	0	0 0	0	-6
31 Cale Jacobsen	05:05	1-1	0-0	1-2	0 0 0	0 1	3	1	1	0	0 0	0	0
24 Jeff Grace	02:20	1-1	0-0	0-0	0 1 0	0 0	2	0	0	0	0 0	0	1
35 Henry Burt	01:40	1-1	0-0	0-2	0 1 1	0 1	2	0	0	0	0 0	0	2
Team					4 5 9	0	0	0	0	0	0	0	0
Totals	23:56	10-28	25-36	16 39 55	17 26 81	15 18	7	5	3	2	27		

Technical Fouls: NONE

Shooting By Period

1st FG%	14-33	42.4%
3PT%	6-14	42.9%
FT%	7-10	70%
2nd FG%	9-23	39.1%
3PT%	4-14	28.6%
FT%	18-26	69.2%
GM FG%	23-56	41.1%
3PT%	10-28	35.7%
FT%	25-36	69.4%

Dead Ball Rebounds: 4, 0

Nebraska - 81

Record: 2-0

NO. Name	Min	FG	3P	FT	Rebounds	Fouls	TP	AS	TO	ST	Blocks	+	-
		M/A	M/A	M/A	OR DR TOT	PF					BS BA		
51 Rienk Mast	F 27:21	6-14	2-5	6-6	5 11 16	2 4	20	2	2	0	0 0	0	26
53 Josiah Allick	F 28:38	1-3	0-0	3-4	3 2 5	1 4	5	2	0	0	0 0	0	27
0 C.J. Wilcher	G 19:51	2-6	1-4	1-2	0 1 1	4 1	6	2	0	0	1 1	1	19
3 Brice Williams	G 22:19	3-9	2-4	7-7	2 4 6	3 4	15	2	1	0	1 1	2	20
10 Jamarques Lawrence	G 24:40	2-6	0-3	1-2	0 5 5	1 1	5	4	4	3	0 0	0	10
1 Sam Holberg	22:37	1-3	1-3	0-0	1 2 3	1 2	3	1	2	4	0 0	0	14
9 Jarron Coleman	17:54	1-3	1-3	1-3	0 3 3	0 3	4	3	3	0	1 0	1	11
11 Eli Rice	22:18	4-9	3-6	5-8	0 4 4	1 5	16	0	0	0	0 0	0	11
21 Matar Diop	05:17	0-0	0-0	0-0	0 1 1	0 0	0	0	0	0	0 0	0	-6
31 Cale Jacobsen	05:05	1-1	0-0	1-2	0 0 0	0 1	3	1	1	0	0 0	0	0
24 Jeff Grace	02:20	1-1	0-0	0-0	0 1 0	0 0	2	0	0	0	0 0	0	1
35 Henry Burt	01:40	1-1	0-0	0-2	0 1 1	0 1	2	0	0	0	0 0	0	2
Team					4 5 9	0	0	0	0	0	0	0	0
Totals	23:56	10-28	25-36	16 39 55	17 26 81	15 18	7	5	3	2	27		

Technical Fouls: NONE

	FAMU	NEB
Biggest lead	1 (1 <sup>st</sup> 15:38)	29 (2 <sup>nd</sup> 12:39)
Best Scoring Run	5 (2 <sup>nd</sup> 10:54)	12 (1 <sup>st</sup> 12:12)
Lead Changes	2	0
Times Tied	0	0
Time with Lead	00:18	39:12

Points from	FAMU	NEB
Turnovers	9	11
Paint	26	24
Second Chance	9	18
Fast Breaks	3	9
Bench	24	30

Period by Period Scoring	1st	2nd	TOT
FAMU	25	29	54
NEB	41	40	81

NEBRASKA 64, RIDER 50



Official Basketball Box Score - Final  
Rider at Nebraska  
11/13/23 Pinnacle Bank Arena, Lincoln  
Nebraska vs. Rider

Game Time: 7:05 PM  
Game Duration: 1:57  
Attendance: 13,478

Officials: Keith Kirtle, Amy Bonner, Marques Pettigrew

Rider - 50

Record: 1-2

NO. Name	Min	FG	3P	FT	Rebounds	Fouls	TP	AS	TO	ST	Blocks	+	-
		M/A	M/A	M/A	OR DR TOT	PF					BS BA		
14 JT Langston Jr.	F 23:50	1-4	0-1	1-2	1 3 4	1 1	3	0	0	2	3 0	0	-8
33 Tariq Ingraham	F 33:30	1-6	0-0	2-2	1 7 8	3 1	4	0	3	1	0 0	0	-10
2 Allen Powell	G												

NEBRASKA 84, OREGON STATE 63



Official Basketball Box Score - Final  
Oregon St. at Nebraska  
11/18/23 Sanford Pentagon, Sioux Falls  
2023-24 Men's Basketball

Game Time: 3:00 PM  
Game Duration: 1:56  
Attendance: 2,938

Officials: Kelly Pfeiffer, Rob Kueneman, Nate Harris

Oregon St. - 63

Record: 3-1

NO.	Name	Min	FG M-A	3P M-A	FT M-A	Rebounds OR DR TOT	Fouls PF FD	TP	AS	TO	ST	Blocks BS BA	+	-
34	Tyler Bilodeau	F 32:53	4-10	0-2	7-7	0 7 7	4 4 4	15	1	2	1	1 1 1	-18	
15	Choi Meril	C 05:35	0-1	0-1	0-0	0 1 1	1 0 0	0	0	0	0	0 0 0	-4	
0	Jordan Pope	C 35:41	8-12	3-5	6-6	2 1 3	1 5 25	3	3	0	0 1 2	-21		
1	Christian Wright	G 19:40	2-5	1-2	1-2	0 1 1	3 2 6	2	2	0	0 0 0	-4		
4	Dexter Akanno	G 14:42	0-7	0-4	0-0	0 1 1	2 2 0	0	0	0	1 0 1	-15		
24	KC Ikwue	10:34	1-4	0-0	0-0	4 1 5	1 1 2	0	0	0	1 0 1	-22		
5	Justin Rochelin	13:25	2-8	2-6	2-2	2 1 3	5 1 8	0	0	0	1 0 0	2		
11	DaJohn Craig	17:37	1-3	0-1	1-2	0 2 2	2 1 3	2	1	0	0 0 0	-18		
22	Thomas Ndong	11:02	0-0	0-0	0-0	0 1 1	2 2 0	0	1	0	1 0 0	10		
12	Michael Rataj	09:39	0-3	0-1	0-0	1 1 2	0 0 0	0	1	0	0 1 0	-4		
3	Gavin Marrs	12:51	1-1	0-0	0-0	0 1 1	1 0 2	0	1	0	0 0 0	-3		
2	Josiah Lake II	13:31	0-0	0-0	2-2	0 1 1	1 1 2	1	0	0	0 0 0	1		
14	Jayden Stevens	02:50	0-0	0-0	0-0	0 1 1	0 0 0	0	0	0	0 0 0	-9		
<b>Team</b>						0 2 2		0	0					
<b>Totals</b>			19-54	6-22	19-21	9 22 31	23 19 63	11	9	4	3 3 3	-21		

Shooting By Period

1 <sup>st</sup> FG%	9-30	30.0%
3PT%	1-12	8.3%
FT%	5-5	100%
2 <sup>nd</sup> FG%	10-24	41.7%
3PT%	5-10	50.0%
FT%	14-16	87.5%
GMFG%	19-54	35.2%
3PT%	6-22	27.3%
FT%	19-21	90.5%

Dead Ball Rebounds: 0, 1

Technical Fouls: NONE

Nebraska - 84

Record: 5-0

NO.	Name	Min	FG M-A	3P M-A	FT M-A	Rebounds OR DR TOT	Fouls PF FD	TP	AS	TO	ST	Blocks BS BA	+	-
51	Rienk Mast	F 28:53	5-12	0-2	5-6	6 7 13	2 5 5	15	2	0	0	0 0 0	22	
53	Josiah Allick	F 24:59	2-6	0-0	4-6	2 2 4	3 5 8	0	1	2	0 0 1	17		
3	Brice Williams	G 28:21	9-17	3-7	4-4	3 0 3	0 4 25	2	0	2	1 1 1	25		
10	Jamarques Lawrence	G 22:45	1-3	0-0	1-1	0 5 5	2 1 3	3	0	0	0 0 0	14		
30	Kaisei Tomihaga	G 25:09	3-6	2-3	0-0	0 2 2	2 0 8	2	2	2	0 0 0	19		
4	Jwan Gary	20:58	5-10	1-4	1-2	4 6 10	3 2 12	2	2	1	2 1 1	7		
0	C. J. Wilcher	12:44	1-2	1-2	0-0	0 0 0	0 1 3	1	0	0	0 0 0	0		
1	Sam Holberg	11:48	2-4	1-3	0-1	0 0 0	3 1 5	0	1	0	0 0 0	6		
9	Jarron Coleman	14:50	0-2	0-2	1-2	0 2 2	1 2 1	3	0	1	0 0 0	10		
11	Eli Rice	02:25	0-1	0-1	0-0	0 0 0	1 0 0	0	0	0	0 0 0	-3		
21	Matar Diop	02:25	1-1	0-0	0-2	0 2 2	0 1 2	1	0	0	0 0 0	-3		
31	Cale Jacobsen	02:25	1-1	0-0	0-2	0 0 0	2 1 2	0	0	0	0 0 0	-3		
24	Jeff Grace	01:09	0-0	0-0	0-0	0 0 0	0 0 0	0	0	0	0 0 0	-3		
35	Henry Burt	01:09	0-0	0-0	0-0	0 0 0	0 0 0	0	0	0	0 0 0	-3		
<b>Team</b>						2 1 3		0	0					
<b>Totals</b>			30-66	8-24	16-26	17 27 44	19 23 84	16	6	8	3 3 3	21		

Shooting By Period

1 <sup>st</sup> FG%	16-36	44.4%
3PT%	5-15	33.3%
FT%	7-13	53.8%
2 <sup>nd</sup> FG%	14-29	48.3%
3PT%	3-9	33.3%
FT%	9-13	69.2%
GMFG%	30-66	46.2%
3PT%	8-24	33.3%
FT%	16-26	61.5%

Dead Ball Rebounds: 5, 1

Technical Fouls: NONE

	OSU	NEB	Points from Turnovers	OSU	NEB	Period by Period Scoring		
Biggest lead	6 (1 <sup>st</sup> 18:12)	31 (2 <sup>nd</sup> 14:06)	5	14	1st	2nd	TOT	
Best Scoring Run	7 (2 <sup>nd</sup> 11:15)	20 (1 <sup>st</sup> 3:21)	Paint	16	24	39	63	
Lead Changes	1		Second Chance	6	OSU	44	84	
Times Tied	0		Fast Breaks	5	NEB	40	84	
Time with Lead	06:21	33:14	Bench	17				



## 2023-24 Nebraska Men's Basketball Combined Team Statistics All games

### Game Records

Record	Overall	Home	Away	Neutral
ALL GAMES	5-0	4-0	0-0	1-0
CONFERENCE	0-0	0-0	0-0	0-0
NON-CONFERENCE	5-0	4-0	0-0	1-0

### Score by Periods

Team	1st	2nd	OT	TOT
Nebraska	210	187	0	397
Opponents	130	152	0	282

### Team Box Score

No.	Player			Total		3-Point		F-Throw		Rebounds												
		GP-GS	MIN	AVG	FG-FGA	FG%	3FG-3FGA	3FG%	FT-FTA	FT%	OFF	DEF	TOT	AVG	PF	DQ	A	TO	BLK	STL	PTS	AVG
4	GARY, Juwan	2-0	44:17	22.1	13-21	.619	3-8	.375	2-6	.333	6	11	17	8.5	3	0	2	2	2	1	31	15.5
3	WILLIAMS, Brice	5-5	125:22	25.1	23-52	.442	10-23	.435	21-24	.875	7	20	27	5.4	8	0	13	6	3	3	77	15.4
51	MAST, Rienk	5-5	136:53	27.4	25-53	.472	5-18	.278	19-22	.864	15	41	56	11.2	7	0	14	7	0	0	74	14.8
30	TOMINAGA, Keisei	3-3	73:04	24.4	13-30	.433	7-20	.350	0-3	.000	0	6	6	2.0	2	0	5	4	0	4	33	11.0
0	WILLCHER, C.J.	5-2	91:56	18.4	12-27	.444	7-18	.389	6-8	.750	4	3	7	1.4	6	0	6	3	3	1	37	7.4
53	ALLICK, Josiah	5-5	131:41	26.3	10-22	.455	1-3	.333	13-18	.722	15	15	30	6.0	7	0	3	6	2	4	34	6.8
1	HOIBERG, Sam	5-0	94:24	18.9	11-20	.550	5-14	.357	5-8	.625	3	9	12	2.4	10	0	5	5	1	5	32	6.4
10	LAWRENCE, Jamarques	5-5	118:01	23.6	9-30	.300	2-13	.154	3-5	.600	3	21	24	4.8	11	0	14	10	0	5	23	4.6
11	RICE, Eli	5-0	51:16	10.3	5-15	.333	4-11	.364	7-12	.583	2	7	9	1.8	4	0	2	2	2	0	21	4.2
9	COLEMAN, Jarron	5-0	82:04	16.4	4-15	.267	2-11	.182	7-11	.636	0	15	15	3.0	4	0	14	7	1	2	17	3.4
21	DIOP, Matar	4-0	15:03	3.8	2-3	.667	0-1	.000	3-6	.500	0	5	5	1.3	5	0	1	4	2	0	7	1.8
31	JACOBSEN, Cale	4-0	20:24	5.1	2-2	1.000	0-0	.000	1-4	.250	0	1	1	0.3	3	0	2	1	0	1	5	1.3
24	GRACE, Jeff	4-0	09:16	2.3	2-3	.667	0-0	.000	0-1	.000	1	0	1	0.3	0	0	1	0	0	0	4	1.0
35	BURT, Henry	4-0	06:19	1.6	1-1	1.000	0-0	.000	0-2	.000	0	2	2	0.5	0	0	0	0	0	0	2	0.5
Team											11	12	23					1				
<b>Total</b>		<b>5</b>	<b>1000</b>		<b>132-294</b>	<b>.449</b>	<b>46-140</b>	<b>.329</b>	<b>87-130</b>	<b>.669</b>	<b>67</b>	<b>168</b>	<b>235</b>	<b>47.0</b>	<b>70</b>	<b>0</b>	<b>82</b>	<b>58</b>	<b>16</b>	<b>26</b>	<b>397</b>	<b>79.4</b>
<b>Opponents</b>		<b>5</b>	<b>1000</b>		<b>103-310</b>	<b>.332</b>	<b>26-113</b>	<b>.230</b>	<b>50-69</b>	<b>.725</b>	<b>49</b>	<b>119</b>	<b>168</b>	<b>33.6</b>	<b>105</b>	<b>4</b>	<b>37</b>	<b>55</b>	<b>15</b>	<b>36</b>	<b>282</b>	<b>56.4</b>

### Team Statistics

	NEBR	OPP
<b>Scoring</b>	<b>397</b>	<b>282</b>
Points per game	79.4	56.4
Scoring margin	+23.0	-
<b>Field goals-att</b>	<b>132-294</b>	<b>103-310</b>
Field goal pct	.449	.332
<b>3 point fg-att</b>	<b>46-140</b>	<b>26-113</b>
3-point FG pct	.329	.230
3-pt FG made per game	9.2	5.2
<b>Free throws-att</b>	<b>87-130</b>	<b>50-69</b>
Free throw pct	.669	.725
F-Throws made per game	17.4	10.0
<b>Rebounds</b>	<b>235</b>	<b>168</b>
Rebounds per game	47.0	33.6
Rebounding margin	+13.4	-
<b>Assists</b>	<b>82</b>	<b>37</b>
Assists per game	16.4	7.4
<b>Turnovers</b>	<b>58</b>	<b>55</b>
Turnovers per game	11.6	11.0
Turnover margin	-0.6	-
Assist/turnover ratio	1.4	0.7
<b>Steals</b>	<b>26</b>	<b>36</b>
Steals per game	5.2	7.2
<b>Blocks</b>	<b>16</b>	<b>15</b>
Blocks per game	3.2	3.0
<b>Winning streak</b>	<b>5</b>	<b>-</b>
Home win streak	4	-
<b>Attendance</b>	<b>54336</b>	<b>0</b>
Home games-Avg/Game	4-13584	0-0
Neutral site-Avg/Game	-	1-2938

### Team Results

Date	Opponent		Score	Att.
11/06/2023	Lindenwood	W	84-52	13478
11/09/2023	Florida A&M	W	81-54	13766
11/13/2023	Rider	W	64-50	13478
11/15/2023	Stony Brook	W	84-63	13614
11/18/2023	vs Oregon St.	W	84-63	2938