



# NEBRASKA VOLLEYBALL

NCAA CHAMPIONS • 1995 • 2000 • 2006 • 2015 • 2017

## #1 NEBRASKA CORNHUSKERS vs. #4 PITTSBURGH PANTHERS

### 2023 SCHEDULE (32-1, 19-1 BIG TEN)

#### AUGUST

|    |            |                              |
|----|------------|------------------------------|
| 23 | Utah State | W, 3-0 (25-20, 25-17, 25-19) |
| 26 | Lipscomb   | W, 3-0 (25-10, 25-21, 25-16) |
| 27 | SMU        | W, 3-0 (25-16, 25-23, 25-16) |
| 30 | Omaha      | W, 3-0 (25-14, 25-14, 25-13) |

#### SEPTEMBER

|    |                 |                                            |
|----|-----------------|--------------------------------------------|
| 3  | at Kansas State | W, 3-0 (25-21, 25-15, 25-19)               |
| 6  | #16 Creighton   | W, 3-1 (25-9, 25-13, 23-25, 25-20)         |
| 9  | Long Beach St.  | W, 3-0 (25-18, 25-8, 25-21)                |
| 12 | at #5 Stanford  | W, 3-1 (25-23, 25-16, 19-25, 25-21)        |
| 17 | #21 Kentucky    | W, 3-1 (25-14, 25-22, 23-25, 25-21)        |
| 22 | #21 Ohio State  | W, 3-0 (25-14, 25-16, 25-21)               |
| 24 | #12 Minnesota   | W, 3-0 (25-23, 25-20, 25-22)               |
| 29 | at #17 Purdue   | W, 3-2 (23-25, 25-22, 25-18, 19-25, 15-12) |
| 30 | at Indiana      | W, 3-1 (23-25, 25-23, 25-15, 25-19)        |

#### OCTOBER

|    |                   |                                            |
|----|-------------------|--------------------------------------------|
| 6  | at Michigan State | W, 3-1 (25-23, 16-25, 25-15, 25-11)        |
| 7  | at Michigan       | W, 3-0 (29-27, 25-17, 25-14)               |
| 13 | Michigan State    | W, 3-1 (25-12, 25-19, 22-25, 25-15)        |
| 14 | #13 Penn State    | W, 3-0 (25-22, 25-22, 25-19)               |
| 18 | at Northwestern   | W, 3-0 (25-15, 25-16, 25-21)               |
| 21 | #1 Wisconsin      | W, 3-2 (25-22, 17-25, 20-25, 26-24, 15-13) |
| 27 | Maryland          | W, 3-0 (25-19, 25-17, 25-8)                |
| 28 | Rutgers           | W, 3-0 (25-22, 25-15, 25-12)               |

#### NOVEMBER

|    |                   |                                            |
|----|-------------------|--------------------------------------------|
| 3  | at #16 Penn State | W, 3-2 (15-25, 23-25, 25-18, 25-20, 15-13) |
| 5  | at Rutgers        | W, 3-0 (25-15, 25-20, 25-18)               |
| 8  | Northwestern      | W, 3-1 (28-26, 24-26, 25-11, 25-20)        |
| 12 | Illinois          | W, 3-1 (25-14, 25-14, 24-26, 25-22)        |
| 17 | Michigan          | W, 3-0 (25-15, 25-12, 25-20)               |
| 19 | at Iowa           | W, 3-0 (25-21, 25-21, 25-15)               |
| 24 | at #5 Wisconsin   | L, 0-3 (22-25, 26-28, 16-25)               |
| 25 | at Minnesota      | W, 3-1 (25-19, 25-18, 21-25, 25-23)        |

#### DECEMBER

|    | TV/STREAM         | TIME (CT)                           |
|----|-------------------|-------------------------------------|
| 1  | Long Island       | W, 3-0 (25-13, 25-16, 25-22)        |
| 2  | Missouri          | W, 3-0 (25-14, 25-19, 25-21)        |
| 7  | #12 Georgia Tech  | W, 3-0 (25-11, 25-16, 25-21)        |
| 9  | #9 Arkansas       | W, 3-1 (26-24, 25-14, 21-25, 25-23) |
| 14 | vs. #4 Pittsburgh | ESPN/WatchESPN 6 p.m.               |

\* = Big Ten Conference match

-All matches televised on BTN are streamed on FoxSports.com

-All matches televised on Nebraska Public Media are streamed on B1G+ (BigTenPlus.com, subscription required)

-All non-TV matches are streamed on B1G+

(BigTenPlus.com, subscription required)



#### #1 NEBRASKA CORNHUSKERS

Record: 32-1 (19-1 Big Ten)  
Head Coach: John Cook  
Nebraska Record: 688-99 (24th year)  
Career Record: 849-172 (30th year)



#### #4 PITTSBURGH PANTHERS

Record: 29-4 (16-2 ACC)  
Head Coach: Dan Fisher  
Pittsburgh Record: 287-66 (11th year)  
Career Record: 362-68 (13th year)

#### NCAA SEMIFINALS

Date: Thursday, Dec. 14

Time: 6 p.m. (CT)

Location: Tampa, Fla.

Arena: Amalie Arena (20,500)

TV: ESPN

Stream: WatchESPN

Radio: Huskers Radio Network

Listen: Huskers.com, Huskers App

Series Record: Nebraska leads 13-0

#### MATCH PREVIEW

• The No. 1 Nebraska volleyball team squares off against No. 4 Pittsburgh on Thursday in the NCAA Semifinals at 6 p.m. (CT) at Amalie Arena in Tampa, Fla. The winner will advance to Sunday's NCAA Championship at 2 p.m. (CT) on ABC against either No. 3 Wisconsin or No. 5 Texas.

• Thursday's match will be televised on ESPN and streamed on WatchESPN. Courtney Lyle, Holly McPeak and Katie George will be on the call.

• The Huskers Radio Network will broadcast all the action on their radio affiliates, including 107.3 FM in Lincoln and AM 590 in Omaha. A live audio stream will be provided at Huskers.com and on the Huskers app.

• John Baylor is in his 30th season doing play-by-play for the Husker volleyball program. Lauren (Cook) West, a former All-American setter for the Huskers, will provide color commentary.

#### ABOUT THE HUSKERS

• Nebraska (32-1) is the No. 1 overall seed in the NCAA Tournament for the sixth time in program history. The other years were 2000 (NCAA Champion), 2004 (NCAA Regional Finalist), 2005 (NCAA Runner-Up), 2006 (NCAA Champion) and 2016 (NCAA Semifinalist).

• The Huskers won the outright Big Ten title this season with a 19-1 league record, earning their first Big Ten title since 2017. Nebraska has now won four Big Ten titles since joining the conference in 2011. The years were 2011, 2016, 2017 (co-champions) and 2023. All-time, Nebraska volleyball has won 35 conference titles. John Cook has been head coach for 13 of them.

• Nebraska's 32 wins are tied for the most by a Nebraska team since the 2006 team won 33 matches (33-1).

• Nebraska won 27 matches in a row to begin the season and finished 28-1, its best regular-season record since going 28-1 in 2005.

• The Huskers, who led the nation in defense in 2022, have held their opponents this season to a combined .134 hitting percentage, which ranks first nationally.

• Nebraska has been sharp offensively this season, hitting .279 to rank 18th nationally. The Huskers rank 10th nationally with 14.06 kills per set and 15th in assists per set at 13.02.

• Nebraska had four All-Big Ten First Team selections and two All-Big Ten Second Team selections for a total of six all-conference players this season, the most in program history.

• The Huskers had six AVCA All-Region honorees, tied for the most in program history.

• Thursday's semifinals pits the nation's top two defenses against each other. Nebraska is No. 1 nationally at .134, while Pittsburgh is No. 2 at .138.

• Nebraska and Pittsburgh are the only two teams who are holding their opponents under .100 hitting in the NCAA Tournament. The Huskers are No. 1 with a .090 opponent hitting percentage in the NCAA Tournament while the Panthers rank second with an .095 opponent hitting percentage.

• Nebraska has lost only one set in the NCAA Tournament, the only team in the tournament with fewer than two set losses.

• Nebraska enters the NCAA Semifinals with 32 wins. That ties for the most wins by a team entering the NCAA Semifinals since 2014, when Penn State entered the semifinals with a 34-3 record.

• Bekka Allick is averaging 2.4 blocks per set during the NCAA Tournament and is the nation's leading blocker during the postseason.

• Bergen Reilly is looking to become just the fourth freshman setter to lead her team to a national championship. Bryn Keho set Stanford to a national title as a true freshman in 2004 as did Jenna Gray for the Cardinal in 2016. In addition to the two Stanford setters, Nebraska's Rachel Holloway set the Huskers to a national championship in 2006, when she was a redshirt freshman.

• Merritt Beason has 444 kills in her first season as a Husker. With six more kills, Beason would join an accomplished group of four Huskers who totaled 450 kills in a season during the rally-scoring era (2001-present). That group includes Sarah Pavan, Kelsey Robinson, Mikaela Foecke and Jordan Larson. Pavan and Foecke were each named the NCAA Championship Most Outstanding Player in their careers, while Robinson and Larson both won gold medals with Team USA at the 2020 Olympics, with Larson being the Olympics' Most Outstanding Player.

• Andi Jackson is hitting .402 this season, as she attempts to become the first freshman in program history to hit

## AVCA COACHES POLL (NOV. 27)

| Rk  | Team                | Points | Record | Last |
|-----|---------------------|--------|--------|------|
| 1   | Nebraska (53)       | 1582   | 28-1   | 1    |
| 2   | Stanford (10)       | 1538   | 26-3   | 2    |
| 3   | Wisconsin (1)       | 1458   | 26-3   | 5    |
| 4   | Pittsburgh          | 1382   | 25-4   | 3    |
| 5   | Texas               | 1324   | 22-4   | 4    |
| 6   | Oregon              | 1295   | 26-5   | 6    |
| 7   | Louisville          | 1262   | 24-4   | 7    |
| 8   | Kentucky            | 1095   | 19-7   | 10   |
| 9   | Arkansas            | 1023   | 25-5   | 9    |
| 10  | Washington State    | 993    | 24-7   | 11   |
| 11  | Tennessee           | 960    | 24-4   | 8    |
| t12 | Georgia Tech        | 820    | 22-6   | 12   |
| t12 | Purdue              | 820    | 21-8   | 13   |
| 14  | Penn State          | 758    | 21-8   | 14   |
| 15  | Kansas              | 728    | 23-5   | 15   |
| 16  | BYU                 | 698    | 24-6   | 16   |
| 17  | Creighton           | 635    | 27-4   | 17   |
| 18  | Arizona State       | 505    | 26-6   | 18   |
| 19  | Dayton              | 469    | 31-2   | 19   |
| 20  | Florida             | 346    | 18-9   | 20   |
| 21  | Western Kentucky    | 326    | 29-4   | 21   |
| 22  | Florida State       | 244    | 23-8   | 23   |
| 23  | Baylor              | 186    | 16-12  | 25   |
| 24  | Houston             | 147    | 18-9   | 22   |
| 25  | Southern California | 59     | 18-12  | 24   |

Others Receiving Votes: SMU 34; Auburn 25; Marquette 23; Iowa State 21; Minnesota 16; UC Santa Barbara 9; Utah State 6; Pepperdine 5

## NEBRASKA'S WEEKLY RANKING

|                     |    |
|---------------------|----|
| Aug. 15 (Preseason) | t5 |
| Aug. 28             | 4  |
| Sept. 4             | 4  |
| Sept. 11            | 4  |
| Sept. 18            | 2  |
| Sept. 25            | 2  |
| Oct. 2              | 2  |
| Oct. 9              | 2  |
| Oct. 16             | 2  |
| Oct. 23             | 1  |
| Oct. 30             | 1  |
| Nov. 6              | 1  |
| Nov. 13             | 1  |
| Nov. 20             | 1  |
| Nov. 27             | 1  |

## AVCA POLL RECORDS

| Most Weeks Ranked |     | Most Weeks in Top 10 |     |
|-------------------|-----|----------------------|-----|
| 1. Nebraska       | 618 | 1. Nebraska          | 557 |
| 2. Stanford       | 610 | 2. Stanford          | 528 |
| 3. Penn State     | 568 | 3. Texas             | 447 |
| 4. UCLA           | 555 | 4. Penn State        | 394 |
| 5. USC            | 525 | 5. Hawaii            | 367 |

## Most Weeks at No. 1

|               |     |
|---------------|-----|
| 1. Nebraska   | 108 |
| 2. Penn State | 97  |
| 3. Stanford   | 78  |
| 4. UCLA       | 56  |
| 5. Texas      | 49  |

.400. The current record for freshman hitting percentage is .388 by Karen Dahlgren in 1983.

## NEBRASKA'S NCAA TOURNAMENT NOTES

- Nebraska advanced to an NCAA Semifinal for the 17th time in program history and for the sixth time in the past nine seasons. The Huskers' 17 NCAA Semifinals rank second in NCAA history, and Nebraska's six semifinal appearances since 2015 lead the nation.
- John Cook has led Nebraska to an NCAA Semifinal for the 10th time in his 24 seasons. Cook is the fourth Division I coach to take one school to 10 NCAA Semifinals, joining Russ Rose (Penn State), Andy Banachowski (UCLA) and Jerritt Elliott (Texas).
- Nebraska is 129-36 all-time in the NCAA Tournament. The Huskers rank second in NCAA history in postseason wins and winning percentage (.782).
- Cook is 88-19 in the NCAA Tournament as Nebraska's head coach. He is 96-24 in his NCAA Tournament career. Cook ranks second all-time in career NCAA Tournament victories and NCAA Tournament wins at one school.
- Bekka Allick had a career-high 12 blocks in the regional final (her previous career high was 10 at Minnesota on Nov. 25, 2023). Allick's 12 blocks were the most by a Husker in an NCAA Tournament match during the rally-scoring era (since 2001), breaking the record of 10, which was accomplished seven times by five Huskers.
- Merritt Beason had 19 kills in the Arkansas match. She has produced double-digit kills in 17 of her last 18 matches, including all four matches of the NCAA Tournament. Beason has 444 kills this season. She moved into the top 10 on Nebraska's single-season kills list, passing Mikaela Foecke (441 in 2017) and Sarah Pavan (443 in 2005) for the ninth-most single-season kills by a Husker in the rally-scoring era (since 2001).
- Lexi Rodriguez had 20 digs in the regional final to increase her career total to 1,404. Rodriguez became the seventh player in school history to total 1,400 career digs.

## HUSKERS RACK UP POSTSEASON AWARDS

- **Merritt Beason**, a junior opposite hitter who transferred to NU from Florida, was named the AVCA Region Player of the Year, as well as All-Big Ten First Team and All-Region Team. Beason has stepped in as a team captain and is contributing a team-leading 3.86 kills per set this season with 2.09 digs per set and a .293 hitting percentage. A native of Gardendale, Ala., Beason earned four Big Ten Player of the Week honors this season and was the AVCA National Player of the Week on Oct. 24 following 21 kills in a 3-2 win over then-No. 1 Wisconsin. Beason had a career-high 27 kills on .426 hitting in a 3-2 reverse sweep at then-No. 16 Penn State on Nov. 3. As a sophomore at Florida in 2022, Beason was an All-SEC and AVCA All-Region selection.
- Junior libero **Lexi Rodriguez** was named the Big Ten Defensive Player of the Year for the second time in her career, becoming the fifth player in Big Ten history to receive that honor twice in a career. She also earned AVCA All-Region and All-Big Ten First Team honors for the third time. Rodriguez, who averages 3.62 digs and 1.26 assists per set, leads a Husker defense that ranks first nationally in opponent hitting percentage. The junior from Sterling, Ill., was twice named Big Ten Defensive Player of the Week this season despite opponents frequently tailoring their game plans to avoid Rodriguez on the court. Rodriguez was a first-team AVCA All-American in 2021 and a second-team AVCA All-American in 2022.
- Freshman outside hitter **Harper Murray** was voted the AVCA Region Freshman of the Year and the Big Ten Freshman of the Year, making her the second ever Husker (Madi Kubik, 2019) to earn that distinction. Murray also earned All-Big Ten First Team and unanimous All-Freshman Team accolades. Murray ranks second on the Huskers in kills with 3.23 per set and adds 2.10 digs per set with a team-high 34 service aces. Murray was named Big Ten Freshman of the Week three times this season.
- Freshman setter **Bergen Reilly** was chosen Big Ten Setter of the Year, becoming the first ever freshman to earn the award since it originated in 2012. She also earned All-Big Ten First Team, All-Freshman Team, and AVCA All-Region Team accolades. Reilly, just the second true freshman setter to be the starter at Nebraska under head coach John Cook, is putting up 10.64 assists and 2.70 digs per set and has 15 double-doubles this season. The Sioux Falls, S.D., native ranks 17th nationally in assists per set. Reilly was named Big Ten Setter of the Week four times this year and Big Ten Freshman of the Week twice. She paces a Husker offense that ranks in the top 20 nationally in hitting percentage (.279) and kills per set (14.06).
- **Bekka Allick**, a sophomore middle blocker from Lincoln, Neb., has been Nebraska's top defensive presence at the net with a team-best 1.45 blocks per set this season. Offensively, Allick adds 1.80 kills per set on .325 hitting. Allick had a career-high 12 blocks in the NCAA regional final win over Arkansas, the most by a Husker in an NCAA Tournament match during the rally-scoring era. Allick received AVCA All-Region and All-Big Ten Second Team honors for the second year in a row.
- **Andi Jackson**, a freshman middle blocker from Brighton, Colo., averages 2.04 kills per set and 1.09 blocks per set and has a team-high .402 hitting percentage, which ranks 18th nationally. Jackson was named Big Ten Freshman of the Week in November and has hit .500 or better in 13 matches this season. She was selected to the AVCA All-Region Team, All-Big Ten Second Team and Big Ten All-Freshman Team.

## SCOUTING REPORT: PITTSBURGH

- Pittsburgh (29-4, 16-2 ACC) earned a third straight trip to the NCAA Semifinals with a 3-2 reverse sweep of Louisville in the regional finals, its second time in four weeks reverse sweeping the Cardinals.
- The Panthers rank second nationally in opponent hitting percentage (.138) and third in hitting percentage (.308). Pitt is No. 2 in the nation in blocks at 2.97 per set.
- Outside hitter Olivia Babcock was the ACC Freshman of the Year. Babcock leads the attack with 3.61 kills per set and has served a team-high 50 aces.
- Setter Rachel Fairbanks was the ACC Setter of the Year. Fairbanks averages 9.32 assists per set.

**2023 NEBRASKA VOLLEYBALL HONORS**

|       |                |                                      |
|-------|----------------|--------------------------------------|
| 7/28  | Lexi Rodriguez | Preseason All-Big Ten Team           |
| 8/27  | Laney Choboy   | Ameritas Challenge All-Tourney       |
| 8/27  | Lexi Rodriguez | Ameritas Challenge All-Tourney       |
| 8/27  | Harper Murray  | Ameritas Challenge MVP               |
| 8/28  | Harper Murray  | Big Ten Freshman of the Week         |
| 9/18  | Harper Murray  | Big Ten Freshman of the Week         |
| 9/18  | Merritt Beason | Big Ten Player of the Week           |
| 9/25  | Bergen Reilly  | Big Ten Freshman of the Week         |
| 9/25  | Bergen Reilly  | Big Ten Setter of the Week           |
| 10/2  | Harper Murray  | Big Ten Freshman of the Week         |
| 10/2  | Bergen Reilly  | Big Ten Setter of the Week           |
| 10/2  | Merritt Beason | Big Ten Player of the Week           |
| 10/9  | Lindsay Krause | Big Ten Player of the Week           |
| 10/16 | Lexi Rodriguez | Big Ten Defensive Player of the Week |
| 10/23 | Bergen Reilly  | Big Ten Setter of the Week           |
| 10/23 | Merritt Beason | Big Ten Player of the Week           |
| 10/24 | Merritt Beason | AVCA National Player of the Week     |
| 10/30 | Bergen Reilly  | Big Ten Freshman of the Week         |
| 11/6  | Bergen Reilly  | Big Ten Setter of the Week           |
| 11/6  | Merritt Beason | Big Ten Player of the Week           |
| 11/13 | Andi Jackson   | Big Ten Freshman of the Week         |
| 11/20 | Lexi Rodriguez | Big Ten Defensive Player of the Week |
| 11/30 | Andi Jackson   | All-Big Ten Freshman Team            |
| 11/30 | Harper Murray  | All-Big Ten Freshman Team            |
| 11/30 | Bergen Reilly  | All-Big Ten Freshman Team            |
| 11/30 | Bekka Allick   | All-Big Ten Second Team              |
| 11/30 | Andi Jackson   | All-Big Ten Second Team              |
| 11/30 | Merritt Beason | All-Big Ten First Team               |
| 11/30 | Harper Murray  | All-Big Ten First Team               |
| 11/30 | Bergen Reilly  | All-Big Ten First Team               |
| 11/30 | Lexi Rodriguez | All-Big Ten First Team               |
| 11/30 | John Cook      | Big Ten Coach of the Year            |
| 11/30 | Harper Murray  | Big Ten Freshman of the Year         |
| 11/30 | Bergen Reilly  | Big Ten Setter of the Year           |
| 11/30 | Lexi Rodriguez | Big Ten Defensive Player of the Year |
| 12/5  | Bekka Allick   | AVCA All-Region Team                 |
| 12/5  | Merritt Beason | AVCA All-Region Team                 |
| 12/5  | Andi Jackson   | AVCA All-Region Team                 |
| 12/5  | Harper Murray  | AVCA All-Region Team                 |
| 12/5  | Bergen Reilly  | AVCA All-Region Team                 |
| 12/5  | Lexi Rodriguez | AVCA All-Region Team                 |
| 12/5  | John Cook      | AVCA Region Coach of the Year        |
| 12/5  | Harper Murray  | AVCA Region Freshman of the Year     |
| 12/5  | Merritt Beason | AVCA Region Player of the Year       |

**RECORD WATCH****Career Digs**

|           |              |                       |                   |
|-----------|--------------|-----------------------|-------------------|
| 1.        | 1,890        | Justine Wong-Orantes  | 2013-16           |
| 2.        | 1,706        | Kayla Banwarth        | 2007-10           |
| 3.        | 1,587        | Nicklin Hames         | 2018-22           |
| 4.        | 1,568        | Jennifer Saleaumua    | 2002-05           |
| 5.        | 1,410        | Jordan Larson         | 2005-08           |
| 6.        | 1,406        | Kenzie Maloney        | 2015-18           |
| <b>7.</b> | <b>1,404</b> | <b>Lexi Rodriguez</b> | <b>2021-pres.</b> |
| 8.        | 1,367        | Hannah Werth          | 2009-12           |
| 9.        | 1,281        | Dani Busboom          | 2003-06           |
| 10.       | 1,255        | Kadie Rolfzen         | 2013-16           |

**SERIES HISTORY**

• Nebraska is 13-0 all-time against Pittsburgh. The teams met in the NCAA Semifinals in Columbus, Ohio on Dec. 16, 2021. The Huskers won that match, 3-1 (16-25, 25-17, 25-20, 25-22) to advance to the NCAA Championship match, which Wisconsin won 3-2.

**HUSKERS RANKED NO. 1 IN AVCA COACHES POLL**

• Nebraska is ranked No. 1 in the AVCA Coaches Poll this week.  
 • Nebraska has been ranked No. 1 in 108 all-time polls, the most in NCAA history.  
 • The Huskers have been ranked in the top 10 a total of 557 times, which is also the most in NCAA history.  
 • Nebraska has appeared in all 618 AVCA Coaches Polls it has been eligible for since it was established in 1982. Nebraska is the only program to be ranked in every eligible poll all-time.  
 • Nebraska's 618 consecutive weeks of being ranked is the longest active streak in Division I for any sport, leading Connecticut women's basketball and North Carolina women's soccer.

**AVCA HALL OF FAMER JOHN COOK IN 24TH SEASON AT NEBRASKA**

• Nebraska head coach John Cook is in his 24th season as the Nebraska volleyball head coach in 2023. He has led the Huskers to four national championships, 11 final fours, 13 conference championships and 21 top-10 final rankings since 2000.  
 • Cook has 849 career wins and is one of the all-time winningest coaches in NCAA history. Since taking over the program in 2000, Cook has led the Huskers to a nation-leading .874 win percentage (688-99).  
 • Under Cook, the Huskers have achieved 64 AVCA All-Americans and 20 CoSIDA Academic All-Americans, both among the best in the nation. He is a two-time AVCA National Coach of the Year, earning the prestigious honor in 2000 and 2005, and an eight-time conference coach of the year, including Big Ten Coach of the Year in 2016, 2017 and 2023.  
 • Cook was voted AVCA North Region Coach of the Year and Big Ten Coach of the Year after leading a young Nebraska team with no seniors to its first Big Ten title since 2017. The Huskers finished the regular season 28-1 overall, their best regular season record since going 28-1 in 2005. After going 26-6 last year and missing the NCAA Regional Finals for the first time since 2011, the Huskers started over with a starting lineup featuring four true freshmen and a junior transfer (Beason). Cook's Huskers won their first 27 matches of the season and held the No. 1 ranking from Oct. 23 through the end of the regular season. Despite having no seniors on the roster for just the second time in Cook's 24 years at Nebraska - as well as starting a true freshman at setter for only the second time in Cook's tenure - the Huskers earned the overall No. 1 seed in the NCAA Tournament for the first time since 2016 and the sixth time overall under Cook.  
 • Cook is one of only two active coaches - and one of six all-time - to be a two-time AVCA National Coach of the Year and was honored in 2008 by USA Volleyball, receiving its All-Time Great Coach Award.  
 • Cook was inducted into the AVCA Hall of Fame in 2017, joining former Husker volleyball coach Terry Pettit in the hall.

**HUSKER VOLLEYBALL SETS ATTENDANCE RECORDS**

• It was a record-breaking night at Memorial Stadium on Aug. 30 when Nebraska hosted Omaha in an outdoor volleyball match. The attendance of 92,003 set a record for the largest crowd to watch a women's sporting event in the United States. The crowd of more than 92,000 also surpassed what is widely regarded as the world-record attendance for any women's sporting event.  
 • The previously recognized world record was 91,648 fans in an UEFA Champions League match between Barcelona and Wolfsburg on April 22, 2022, at Camp Nou in Barcelona, Spain. The previous record for an American women's sporting event was 90,185 in USA's FIFA World Cup Final against China on July 10, 1999, at the Rose Bowl in Pasadena, Calif.  
 • Along with the two records mentioned above, the Huskers shattered a pair of NCAA records, exceeding the previous records for any NCAA volleyball match and an NCAA volleyball regular-season match.  
 • Entering the match, the largest-ever crowd for any NCAA volleyball match was 18,755 when Nebraska played Wisconsin in the NCAA Final at Nationwide Arena in Columbus, Ohio, on Dec. 18, 2021. The largest NCAA volleyball regular-season attendance was 16,833 when Wisconsin hosted Florida at the Kohl Center in Madison, Wis., on Sept. 16, 2022.  
 • The Husker volleyball program has sold out 319 consecutive regular-season matches. Nebraska's sellout streak is an NCAA women's record. The Huskers have led the nation in attendance every season since moving into the Bob Devaney Sports Center in 2013.  
 • Nine of the top 11 crowds in NCAA volleyball history are matches that have involved the Huskers.  
 • Of the 16 largest NCAA volleyball regular-season crowds, 14 have been Nebraska matches.  
 • On Oct. 21, Nebraska broke its Devaney Center attendance record since the arena was reconfigured for volleyball in 2013. A crowd of 9,198 turned out to see a five-set thriller between undefeated No. 1 Wisconsin and undefeated No. 2 Nebraska. Over the summer, 402 seats were added to the Devaney Center, increasing the seating capacity to 8,309.  
 • Nebraska's total attendance for the 2023 season was 264,665 (including the 92,003 for the outdoor match). Nebraska volleyball became the first female sport in NCAA history to draw 250,000 home fans in a single season.

**Huskers Add Transfer Merritt Beason**

The Nebraska volleyball program announced the addition of Florida transfer Merritt Beason on Dec. 23. Beason, a 6-3 opposite hitter, joined the Huskers in January after playing the last two seasons at Florida, where she was an All-SEC and AVCA All-Southeast Region honoree in 2022, as well as an All-SEC Freshman Team selection in 2021.

As a sophomore at Florida in 2022, Beason helped the Gators win a share of the SEC Championship by averaging 3.35 kills per set with a .261 hitting percentage. She had double-digit kills in 21 of 28 matches played and had a career-best 21 kills with eight digs, three aces and a pair of blocks in a five-set win at Wisconsin in September. Beason also led the Gators with 38 service aces on the season - ranking third in the SEC - and contributed 1.92 digs per set and 0.88 blocks per set. She led the Gators in kills and aces per set and was second in digs and third in blocks. Beason received All-America honorable mention by VolleyballMag.com following the season after captaining the Gators to an NCAA regional semifinal appearance.

Beason was named the MVP of the 2022 Pan American Cup as the U.S. Women's U21 National Team won gold last June in La Paz, Mexico. Beason played alongside current Huskers Lexi Rodriguez and Bekka Allick on the team. In the 3-1 championship win over Argentina, Beason had a team-high 14 kills and three blocks, while Allick had 12 kills and two blocks and Rodriguez had 24 digs.

**Huskers Welcome Five Talented Freshmen**

The 2023 Nebraska volleyball signing class was ranked the No. 1 class by PrepVolleyball.com, the second time in three years the Huskers were awarded the top spot. The Huskers' five freshmen, who all enrolled in January, are:

- Laney Choboy, 5-3, DS/L, Raleigh, N.C.
- Andi Jackson, 6-3, MB, Brighton, Colo.
- Caroline Jurevicius, 6-2, OH, Chardon, Ohio
- Harper Murray, 6-2, OH, Ann Arbor, Mich.
- Bergen Reilly, 6-1, S, Sioux Falls, S.D.

**Jordan Larson Named Assistant Coach**

Nebraska volleyball and U.S. Women's National Team legend Jordan Larson has been named a full-time assistant coach for the Nebraska volleyball program, head coach John Cook announced June 13. Larson will join Cook and assistant coaches Jaylen Reyes and Kelly Hunter on the Husker staff once her summer playing schedule wraps up in September. The NCAA Division I Council adopted a proposal in January that, among other changes, allows teams that utilize a volunteer coach to add a full-time coach position beginning this season.

"One of the greatest honors of being the Nebraska volleyball coach is when I have the opportunity to coach with a former player," Cook said. "Jordan and I have talked for years about coaching at Nebraska. She will bring a wealth of experience that she can share with our players. There is no place like Nebraska!"

One of the greatest American volleyball players in history, Larson was the team captain, Best Outside Hitter and Most Valuable Player when the U.S. won its first Olympic women's volleyball gold medal in Tokyo in 2021. After the Olympics, she continued to play club volleyball in China and Italy but planned to retire from international competition. However, in May she announced her return to the national team.

A native of Hooper, Neb., Larson was a standout on some of the greatest teams in program history from 2005 to 2008 and was inducted into the Nebraska Athletic Hall of Fame in 2020. She helped Nebraska to a top-five NCAA Tournament finish in each of her four seasons. The Huskers went 127-8 during her career with four Big 12 Conference titles and three trips to the NCAA semifinals, including the 2006 national title and a runner-up finish in 2005.

Individually, Larson was an All-American on the court and in the classroom. She was a three-time All-American and a two-time first-team All-American. At the conference level, Larson was a two-time Big 12 Defensive Player of the Year and the 2008 Big 12 Player of the Year. She was also an Academic All-American as a senior. Larson finished her Husker career with 1,600 kills, 1,410 digs and a school-record 186 aces.

**Huskers Complete 17-Day Brazil Trip**

The Nebraska volleyball team took a foreign team trip to Brazil in June 2023. The Huskers spent 17 days traveling in Belo Horizonte, Rio de Janeiro, Saquarema and Búzios. Nebraska went 5-0 on the trip and was crowned tournament champions. The highlights included a 4-1 win against the Brazil U21 National Team and a 3-2 win over the Brazil Military Selection Team after the Huskers trailed 2-1. The Huskers visited Sugarloaf Mountain and the Christ the Redeemer statue and also spent time at outreach events with local youth.

"It was perfect for us," Cook said. "The great thing was that we could play two teams because we took 14 players. Sometimes you don't get to take everybody so it was great. We had one team one night and then we switch setters and play another team. We mix them up, and so it was very productive in that way. We won a lot of close games. I think we only lost one close, deuce game. So we won all the other ones. I saw them step up. We were down, I think, 24-21 in a game and we made three unreal plays to tie it up and then win it. They were big-time plays. So it's good to see your team step up on the road like that and be able to win those.

**Beason, Rodriguez Named Team Captains**

Junior opposite hitter Merritt Beason and two-time All-American libero Lexi Rodriguez will serve as the Huskers' team captains for the 2023 season. Rodriguez was one of three team captains as a sophomore last year, while Beason is in her first year in the program after transferring from Florida, where she was a captain in 2022. The Huskers have no seniors on their roster. Rodriguez and Beason were notified of their captaincy by the captain of the flight home from Brazil.

Rodriguez is a two-time AVCA All-American and All-Big Ten libero. She was also a third-team Academic All-American in 2022 majoring in advertising and public relations. Rodriguez led the Huskers to a nation-leading .128 opponent hitting percentage with 4.26 digs per set in 2022. Beason was an All-SEC and AVCA All-Region selection as a sophomore at Florida in 2022. As a sophomore she helped the Gators win a share of the SEC Championship by averaging 3.35 kills per set with a .261 hitting percentage.

**Rodriguez Named to Preseason All-Big Ten Team**

- Nebraska junior libero Lexi Rodriguez was a unanimous selection to the Preseason All-Big Ten Team. Rodriguez was one of just three players who was unanimously selected by the league's 14 head coaches.
- Rodriguez is a two-time AVCA All-American and All-Big Ten selection. The Sterling, Ill., native was a unanimous All-Big Ten pick last year after leading the Huskers to a nation-leading .128 opponent hitting percentage with 4.26 digs per set. Rodriguez earned AVCA second-team All-America accolades in 2022, and she was a first-team All-American and the AVCA National Freshman of the Year in 2021, as well as the Big Ten Defensive Player of the Year.
- The Huskers were picked second in the preseason poll behind Wisconsin. Minnesota was third, followed by Penn State and Purdue.

| <b>BIG TEN STANDINGS</b> | <b>Conf.</b> | <b>Pct.</b> | <b>Overall</b> | <b>Pct.</b> | <b>Home</b> | <b>Away</b> | <b>Neutral</b> | <b>Streak</b> |
|--------------------------|--------------|-------------|----------------|-------------|-------------|-------------|----------------|---------------|
| Nebraska                 | 19-1         | .950        | 31-1           | .969        | 20-0        | 11-1        | 0-0            | W4            |
| Wisconsin                | 17-3         | .850        | 30-3           | .909        | 17-0        | 10-3        | 3-0            | W7            |
| Penn State               | 15-5         | .750        | 23-9           | .719        | 13-2        | 9-5         | 1-2            | L1            |
| Purdue                   | 15-5         | .750        | 23-9           | .719        | 14-5        | 8-3         | 1-1            | L1            |
| Minnesota                | 12-8         | .600        | 17-13          | .567        | 10-5        | 5-8         | 2-0            | L1            |
| Indiana                  | 11-9         | .550        | 21-12          | .636        | 10-3        | 7-7         | 4-2            | W2            |
| Illinois                 | 11-9         | .550        | 16-14          | .533        | 10-3        | 6-8         | 0-3            | L2            |
| Michigan State           | 9-11         | .450        | 17-14          | .548        | 9-6         | 6-7         | 2-1            | L2            |
| Northwestern             | 9-11         | .450        | 15-15          | .500        | 7-6         | 6-8         | 2-1            | W2            |
| Ohio State               | 8-12         | .400        | 11-18          | .379        | 6-6         | 3-11        | 2-1            | W1            |
| Maryland                 | 7-13         | .350        | 17-15          | .531        | 7-5         | 4-10        | 6-0            | W1            |
| Michigan                 | 5-15         | .250        | 7-22           | .241        | 5-9         | 1-12        | 1-1            | L4            |
| Rutgers                  | 2-18         | .100        | 10-20          | .333        | 2-10        | 4-10        | 4-0            | L9            |
| Iowa                     | 0-20         | .000        | 8-24           | .250        | 5-12        | 1-11        | 2-1            | L20           |

**UNIVERSITY QUICK FACTS**

|                                              |                                   |
|----------------------------------------------|-----------------------------------|
| Location .....                               | Lincoln, Neb.                     |
| Population .....                             | 292,657                           |
| Founded .....                                | 1869                              |
| Enrollment .....                             | 25,390                            |
| Nickname .....                               | Cornhuskers, Huskers              |
| Colors .....                                 | Scarlet & Cream                   |
| Conference .....                             | Big Ten                           |
| Facility (cap.) .....                        | Bob Devaney Sports Center (8,309) |
| Vice Chancellor, Director of Athletics ..... | Trev Alberts                      |
| Executive Associate AD - SWA .....           | Marquita Armstead                 |

**PROGRAM HISTORY**

|                                  |                                  |
|----------------------------------|----------------------------------|
| First Year of Volleyball .....   | 1975                             |
| Overall All-Time Record .....    | 1,465-268-12 (.843)              |
| Conference All-Time Record ..... | 674-71 (.905)                    |
| NCAA Tournament Record .....     | 129-36 (.782)                    |
| NCAA Semifinal Appearances ..... | 17 (Last, 2023)                  |
| NCAA Final Appearances .....     | 10 (Last, 2021)                  |
| National Championships .....     | 5 (1995, 2000, 2006, 2015, 2017) |
| Conference Titles .....          | 35 (Last, 2023)                  |

**TEAM INFORMATION**

|                                              |                          |
|----------------------------------------------|--------------------------|
| 2022 Overall Record .....                    | 26-6                     |
| 2022 Big Ten Record, Finish .....            | 16-4, 2nd                |
| 2022 NCAA Tournament .....                   | NCAA Regional Semifinals |
| 2022 Final AVCA Ranking .....                | 9                        |
| 2022 AVCA All-Americans Returning/Lost ..... | 1/0                      |
| 2022 Starters Returning/Lost .....           | 2+Libero/4               |
| 2022 Letterwinners Returning/Lost .....      | 8/6                      |
| Newcomers .....                              | 6                        |

**HUSKERS RADIO NETWORK**

John Baylor is in his 30th season as the play-by-play voice of Nebraska volleyball. Lauren (Cook) West, a former All-America setter for the Huskers, has been the color commentator for the Huskers since 2017. Nebraska volleyball matches do not always air on the below affiliate stations. However, all matches can be streamed for free online at Huskers.com or on the official Huskers app.

**PLAYFLY HUSKERS RADIO NETWORK VOLLEYBALL AFFILIATES**

| City          | Affiliate | Station  |
|---------------|-----------|----------|
| Ainsworth     | KBRB-AM*  | 1400 AM  |
| Ainsworth     | KBRB-FM*  | 92.7 FM  |
| Alliance      | KCOW*     | 1400 AM  |
| Beatrice      | KWBE*     | 1450 AM  |
| Broken Bow    | KBBN*     | 95.3 FM  |
| Columbus      | KLIR*     | 101.1 FM |
| Fairbury      | KUIT*     | 99.5 FM  |
| Fairbury      | KGMT*     | 1310 AM  |
| Falls City    | KTNC*     | 1230 AM  |
| Fremont       | KHUB*     | 1340 AM  |
| Grand Island  | KRGI*     | 1430 AM  |
| Hastings      | KHAS*     | 1230 AM  |
| Hastings      | KLIQ*     | 94.5 FM  |
| Kearney       | KGFW*     | 1340 AM  |
| Lexington     | KRVN*     | 880 AM   |
| Lincoln       | KBBK      | 107.3 FM |
| McCook        | KSWN      | 93.9 FM  |
| Nebraska City | KNCY*     | 1600 AM  |
| North Platte  | KHAQ      | 98.5 FM  |
| Omaha         | KXSP*     | 590 AM   |
| Omaha         | KKCD      | 105.9 FM |
| Scottsbluff   | KNEB*     | 960 AM   |
| Sidney        | KSID-AM*  | 1340 AM  |
| Sidney        | KSID-FM*  | 98.7 FM  |
| Superior      | KRFS      | 1600 AM  |
| Valentine     | KVSH*     | 940 AM   |
| West Point    | KTIC*     | 840 AM   |

\*Affiliates that only carry selected broadcasts

**2023 NEBRASKA VOLLEYBALL NUMERICAL ROSTER**

| No. | Name                | Pos. | Ht. | Yr. | Hometown / Previous School                   |
|-----|---------------------|------|-----|-----|----------------------------------------------|
| 2   | Bergen Reilly       | S    | 6-1 | Fr. | Sioux Falls, S.D. / O'Gorman                 |
| 5   | Bekka Allick        | MB   | 6-4 | So. | Lincoln, Neb. / Waverly                      |
| 6   | Laney Choboy        | DS/L | 5-3 | Fr. | Raleigh, N.C. / Leesville Road               |
| 7   | Maisie Boesiger     | DS/L | 5-6 | So. | Firth, Neb. / Norris                         |
| 8   | Lexi Rodriguez      | DS/L | 5-5 | Jr. | Sterling, Ill / Sterling                     |
| 9   | Kennedi Orr         | S    | 6-0 | Jr. | Eagan, Minn. / Eagan                         |
| 10  | Caroline Jurevicius | OH   | 6-2 | Fr. | Cleveland, Ohio / Notre Dame-Cathedral Latin |
| 11  | Hayden Kubik        | OH   | 6-2 | So. | West Des Moines, Iowa / Valley               |
| 13  | Merritt Beason      | OH   | 6-4 | Jr. | Gardendale, Ala. / Gardendale/Florida        |
| 14  | Ally Batenhorst     | OH   | 6-5 | Jr. | Houston, Texas / Seven Lakes                 |
| 15  | Andi Jackson        | MB   | 6-3 | Fr. | Brighton, Colo. / Brighton                   |
| 22  | Lindsay Krause      | OH   | 6-4 | Jr. | Papillion, Neb. / Skutt Catholic             |
| 27  | Harper Murray       | OH   | 6-2 | Fr. | Ann Arbor, Mich. / Skyline                   |
| 44  | Maggie Mendelson    | MB   | 6-5 | So. | Ogden, Utah / Fremont                        |

**COACHING STAFF**

Head Coach: John Cook (24th year; San Diego, 1979)  
 Assistant Coach/Recruiting Coordinator: Jaylen Reyes (6th year; BYU, 2015)  
 Assistant Coach: Kelly Hunter (2nd year; Nebraska, 2017)  
 Assistant Coach: Jordan Larson (1st year; Nebraska, 2008)  
 Director of Operations: Lindsay Peterson (18th year; Nebraska, 2003)  
 Video & Administrative Coordinator: Brian Magbitang (4th year; Wichita State, 2016)

**2023 NEBRASKA VOLLEYBALL ALPHABETICAL ROSTER**

| No. | Name                | Pos. | Ht. | Yr. | Hometown / Previous School                   |
|-----|---------------------|------|-----|-----|----------------------------------------------|
| 5   | Bekka Allick        | MB   | 6-4 | So. | Lincoln, Neb. / Waverly                      |
| 14  | Ally Batenhorst     | OH   | 6-5 | Jr. | Houston, Texas / Seven Lakes                 |
| 13  | Merritt Beason      | OH   | 6-4 | Jr. | Gardendale, Ala. / Gardendale/Florida        |
| 7   | Maisie Boesiger     | DS/L | 5-6 | So. | Firth, Neb. / Norris                         |
| 6   | Laney Choboy        | DS/L | 5-3 | Fr. | Raleigh, N.C. / Leesville Road               |
| 15  | Andi Jackson        | MB   | 6-3 | Fr. | Brighton, Colo. / Brighton                   |
| 10  | Caroline Jurevicius | OH   | 6-2 | Fr. | Cleveland, Ohio / Notre Dame-Cathedral Latin |
| 22  | Lindsay Krause      | OH   | 6-4 | Jr. | Papillion, Neb. / Skutt Catholic             |
| 11  | Hayden Kubik        | OH   | 6-2 | So. | West Des Moines, Iowa / Valley               |
| 44  | Maggie Mendelson    | MB   | 6-5 | So. | Ogden, Utah / Fremont                        |
| 27  | Harper Murray       | OH   | 6-2 | Fr. | Ann Arbor, Mich. / Skyline                   |
| 9   | Kennedi Orr         | S    | 6-0 | Jr. | Eagan, Minn. / Eagan                         |
| 2   | Bergen Reilly       | S    | 6-1 | Fr. | Sioux Falls, S.D. / O'Gorman                 |
| 8   | Lexi Rodriguez      | DS/L | 5-5 | Jr. | Sterling, Ill / Sterling                     |

**COACHING STAFF**

Head Coach: John Cook (24th year; San Diego, 1979)  
 Assistant Coach/Recruiting Coordinator: Jaylen Reyes (6th year; BYU, 2015)  
 Assistant Coach: Kelly Hunter (2nd year; Nebraska, 2017)  
 Assistant Coach: Jordan Larson (1st year; Nebraska, 2008)  
 Director of Operations: Lindsay Peterson (18th year; Nebraska, 2003)  
 Video & Administrative Coordinator: Brian Magbitang (4th year; Wichita State, 2016)

**PRONUNCIATION GUIDE**

Ally Batenhorst ..... BAY-ten-horst  
 Maisie Boesiger ..... MAY-see BO-sig-er  
 Laney Choboy ..... CHO-boy  
 Caroline Jurevicius ..... CARE-oh-line jur-uh-VISH-us  
 Lindsay Krause ..... KRAU-zee (rhymes with WOW-zee)  
 Hayden Kubik ..... CUE-bik

**At Nebraska**

- Head Coach (2000-present)
- Associate Head Coach (1999)
- Assistant Coach (1988-91)



**Other Coaching Experience**

- Head Coach, Wisconsin (1992-98)
- Assistant Coach, U.S. Men's National Team (1992)
- San Diego VB Club (1986-88)
- UC-San Diego (1983-84)
- Francis Parker High School (1981-88)

**Education**

- University of San Diego (1979)  
Bachelor's Degree, History
- San Diego State University (1991)  
Master's Degree, Teaching and Coaching Effectiveness

**NCAA Winningest Programs Since 2000 (entering week)**

| No. | Team       | Record  | Pct. |
|-----|------------|---------|------|
| 1.  | Nebraska   | 688-99  | .874 |
| 2.  | Florida    | 660-111 | .856 |
| 3.  | Hawaii     | 624-112 | .848 |
| 4.  | Penn State | 688-125 | .846 |
| 5.  | Stanford   | 641-131 | .830 |

**NCAA Winningest Active Coaches (entering week)**

| No. | Team                       | Record         | Pct.        |
|-----|----------------------------|----------------|-------------|
| 1.  | Heather Olmstead, BYU      | 239-36         | .869        |
| 2.  | Dan Fisher, Pittsburgh     | 362-68         | .842        |
| 3.  | Mary Wise, Florida         | 1,045-205      | .836        |
| 4.  | Jerritt Elliott, Texas     | 637-126        | .835        |
| 5.  | <b>John Cook, Nebraska</b> | <b>849-172</b> | <b>.832</b> |

(record at four-year colleges only; minimum five years)

**NCAA All-Time Winningest Coaches (entering week)**

| No. | Team                             | Record         | Pct.        |
|-----|----------------------------------|----------------|-------------|
| 1.  | Don Shaw, Stanford               | 440-70         | .863        |
| 2.  | Dave Shoji, Hawaii               | 1,202-204-1    | .855        |
| 3.  | Russ Rose, Penn State            | 1,330-229      | .853        |
| 4.  | *Mary Wise, Florida              | 1,045-205      | .836        |
| 5.  | *Jerritt Elliott, Texas          | 637-126        | .835        |
| 6.  | <b>*John Cook, Nebraska</b>      | <b>849-172</b> | <b>.832</b> |
| 7.  | John Dunning, Pacific/Stanford   | 888-185        | .828        |
| 8.  | Terry Pettit, Nebraska           | 694-148-12     | .820        |
| 9.  | Elaine Michaelis, BYU            | 886-219-5      | .800        |
| 10. | Brian Gimmillaro, Long Beach St. | 835-221        | .791        |

\*-active  
(record at four-year colleges only; minimum 10 years)

**Career Achievements**

- 4 National Championships (2000, 2006, 2015, 2017)
- 7 NCAA Finals appearances
- 11 NCAA Semifinals appearances
- 22 NCAA Regional Final (20 at NU) appearances
- 26 NCAA Regional (23 at NU) appearances
- 14 Conference Championships (13 at NU)

- AVCA Hall of Fame Inductee
- Two-time AVCA National Coach of the Year
- USA Volleyball All-Time Great Coach Award
- Eight-time Conference Coach of the Year
- 64 AVCA All-Americans at NU (27 first team)
- 20 CoSIDA Academic All-Americans at NU (13 first team)
- Nation's best win percentage while at NU

**Coaching Honors**

- AVCA Hall of Fame Inductee (2017)
- USA Volleyball All-Time Great Coach Award (2008)
- AVCA Division I National Coach of the Year (2000, 2005)
- Volleyball Magazine National Coach of the Year (2008, 2018)
- AVCA Region Coach of the Year (2000, 2005, 2008, 2016, 2023)
- Big Ten Coach of the Year (1997, 2016, 2017, 2023)
- Big 12 Coach of the Year (2001, 2005, 2008, 2010)
- NACDA/USOC Collegiate Coaches Award (1997)

**Collegiate Record**

- Overall: 849-172 (.831)
- At Nebraska: 688-99 (.874)
- Big Ten Overall: 301-94 (.762)
- Big Ten at Nebraska: 212-43 (.831)
- NCAA Overall: 96-24 (.800)
- NCAA at Nebraska: 88-19 (.822)

**Year-by-Year Record**

| Year       | Overall | Pct.  | Conf. Record | Pct.  | Conf. Place | Postseason Finish        | AVCA Rk. |
|------------|---------|-------|--------------|-------|-------------|--------------------------|----------|
| 1992 (UW)  | 14-17   | .452  | 9-11         | .450  | 7th         | --                       | NR       |
| 1993 (UW)  | 19-13   | .593  | 11-9         | .550  | 5th         | NCAA Second Round        | NR       |
| 1994 (UW)  | 21-12   | .636  | 11-9         | .550  | 5th         | NCAA First Round         | NR       |
| 1995 (UW)  | 22-15   | .595  | 9-11         | .450  | 7th         | NIVC Champion            | NR       |
| 1996 (UW)  | 25-8    | .758  | 13-7         | .650  | 5th         | NCAA Regional Semifinals | 15th     |
| 1997 (UW)  | 30-3    | .909  | 19-1         | .950  | t1st        | NCAA Regional Finals     | 5th      |
| 1998 (UW)  | 30-5    | .857  | 17-3         | .850  | 2nd         | NCAA Regional Finals     | 7th      |
| 2000 (NU)  | 34-0    | 1.000 | 20-0         | 1.000 | 1st         | NCAA Champion            | 1st      |
| 2001 (NU)  | 31-2    | .940  | 20-0         | 1.000 | 1st         | NCAA Semifinals          | 3rd      |
| 2002 (NU)  | 31-2    | .940  | 20-0         | 1.000 | 1st         | NCAA Regional Finals     | 5th      |
| 2003 (NU)  | 28-5    | .850  | 17-3         | .850  | 2nd         | NCAA Regional Semifinals | 13th     |
| 2004 (NU)  | 30-2    | .938  | 20-0         | 1.000 | 1st         | NCAA Regional Finals     | 5th      |
| 2005 (NU)  | 33-2    | .943  | 19-1         | .950  | 1st         | NCAA Runner-Up           | 2nd      |
| 2006 (NU)  | 33-1    | .971  | 19-1         | .950  | 1st         | NCAA Champion            | 1st      |
| 2007 (NU)  | 30-2    | .938  | 19-1         | .950  | 1st         | NCAA Regional Finals     | 5th      |
| 2008 (NU)  | 31-3    | .912  | 18-2         | .900  | 1st         | NCAA Semifinals          | 3rd      |
| 2009 (NU)  | 26-7    | .788  | 16-4         | .800  | 3rd         | NCAA Regional Finals     | 5th      |
| 2010 (NU)  | 29-3    | .906  | 19-1         | .950  | 1st         | NCAA Regional Semifinals | 7th      |
| 2011 (NU)* | 25-5    | .833  | 17-3         | .850  | 1st         | NCAA Second Round        | 12th     |
| 2012 (NU)  | 26-7    | .788  | 15-5         | .750  | t2nd        | NCAA Regional Finals     | 7th      |
| 2013 (NU)  | 26-7    | .788  | 16-4         | .800  | 2nd         | NCAA Regional Finals     | 7th      |
| 2014 (NU)  | 23-10   | .697  | 14-6         | .700  | 4th         | NCAA Regional Finals     | 8th      |
| 2015 (NU)  | 32-4    | .889  | 17-3         | .850  | 2nd         | NCAA Champion            | 1st      |
| 2016 (NU)  | 31-3    | .939  | 18-2         | .900  | 1st         | NCAA Semifinals          | 4th      |
| 2017 (NU)  | 32-4    | .889  | 19-1         | .950  | t1st        | NCAA Champion            | 1st      |
| 2018 (NU)  | 29-7    | .806  | 15-5         | .750  | t3rd        | NCAA Runner-Up           | 2nd      |
| 2019 (NU)  | 28-5    | .848  | 17-3         | .850  | t2nd        | NCAA Regional Finals     | 5th      |
| 2020 (NU)  | 16-3    | .842  | 14-2         | .875  | 3rd         | NCAA Regional Finals     | 6th      |
| 2021 (NU)  | 26-8    | .765  | 15-4         | .789  | 2nd         | NCAA Runner-Up           | 2nd      |
| 2022 (NU)  | 26-6    | .827  | 16-4         | .800  | 2nd         | NCAA Regional Semifinals | 9th      |
| 2023 (NU)  | 32-1    | .970  | 19-1         | .950  | 1st         |                          |          |
| Totals     | 849-172 | .831  | 508-107      | .826  |             |                          |          |

\*Nebraska's first year in the Big Ten

**Major Player Honors Under Cook**

Honda-Broderick Cup Winner

- Sarah Pavan (2006)

Olympians

- Justine Wong-Orantes (2020)
- Kayla Banwarth (2016)
- Kelsey Robinson (2016, 2020)
- Sarah Pavan (2016 Beach, 2020 Beach)
- Jordan Larson (2012, 2016, 2020)
- Nancy Metcalf (Meandering) (2004)

U.S. National Team

- Greichaly Cepero (2002-03)
- Nancy Metcalf (Meandering) (2002-13)
- Tracy Stalls (2007-11)
- Jordan Larson (2009-present)
- Kayla Banwarth (2011-16)
- Kelsey Robinson (2014-present)
- Amber Rolfzen (2017-2020)
- Justine Wong-Orantes (2017-present)
- Kadie Rolfzen (2018-2020)
- Mikaela Foecke (2019-2020)

Canadian National Team

- Sarah Pavan (2010-13)
- Sarah Pavan (Beach, 2013-pres.)

AVCA National Player of the Year

- Greichaly Cepero (2000)
- Christina Houghttelling (2005)
- Sarah Pavan (2006)

Honda Sport Award Winners

- Greichaly Cepero (2000)
- Sarah Pavan (2006)

# 2 BERGEN REILLY

FRESHMAN • SETTER  
6-1 • SIOUX FALLS, S.D.



### 2023 MATCH-BY-MATCH

| Date          | Opponent        | SP | Attack     |           |           |            | Set         |             |             | Serve       |           |           |            | Receipt     |          | Blocking |              |            | Team     |           |          |             |           |              |     |
|---------------|-----------------|----|------------|-----------|-----------|------------|-------------|-------------|-------------|-------------|-----------|-----------|------------|-------------|----------|----------|--------------|------------|----------|-----------|----------|-------------|-----------|--------------|-----|
|               |                 |    | K          | E         | TA        | PCT        | A           | TA          | PCT         | SA          | SE        | TA        | PCT        | RE          | TA       | PCT      | DIG          | BS         | BE       | TOTAL     | BHE      | POINTS      | HIT%      | SCORE        |     |
| 08/25/2023    | Utah St.        | *3 | 4          | 0         | 6         | .667       | 26          | 64          | .406        | 0           | 1         | 17        | .941       | 0           | 0        | .000     | 7            | 0          | 3        | 1         | 3.0      | 0           | 5.5       | .286         | 3-0 |
| 08/26/2023    | Lipscomb        | *3 | 2          | 1         | 4         | .250       | 29          | 61          | .475        | 1           | 2         | 15        | .867       | 0           | 0        | .000     | 9            | 0          | 1        | 0         | 1.0      | 0           | 3.5       | .366         | 3-0 |
| 08/27/2023    | SMU             | *3 | 1          | 0         | 5         | .200       | 29          | 92          | .315        | 0           | 1         | 16        | .938       | 0           | 0        | .000     | 9            | 0          | 2        | 0         | 2.0      | 0           | 2.0       | .144         | 3-0 |
| 08/30/2023    | Omaha           | *3 | 3          | 0         | 6         | .500       | 19          | 61          | .311        | 0           | 1         | 11        | .909       | 0           | 0        | .000     | 7            | 0          | 1        | 0         | 1.0      | 0           | 3.5       | .263         | 3-0 |
| 09/03/2023    | at Kansas St.   | *3 | 1          | 0         | 4         | .250       | 29          | 69          | .420        | 1           | 1         | 18        | .944       | 0           | 0        | .000     | 12           | 0          | 1        | 0         | 1.0      | 0           | 2.5       | .277         | 3-0 |
| 09/06/2023    | Creighton       | *4 | 0          | 1         | 5         | -.200      | 42          | 86          | .488        | 2           | 0         | 23        | 1.000      | 0           | 1        | 1.000    | 11           | 0          | 2        | 0         | 2.0      | 0           | 3.0       | .305         | 3-1 |
| 09/09/2023    | Long Beach St.  | *3 | 4          | 0         | 7         | .571       | 32          | 61          | .525        | 1           | 3         | 13        | .769       | 0           | 0        | .000     | 8            | 0          | 0        | 0         | 0.0      | 0           | 5.0       | .393         | 3-0 |
| 09/12/2023    | at Stanford     | *4 | 3          | 0         | 4         | .750       | 37          | 84          | .440        | 0           | 5         | 24        | .792       | 0           | 0        | .000     | 7            | 0          | 3        | 0         | 3.0      | 0           | 4.5       | .333         | 3-1 |
| 09/17/2023    | Kentucky        | *4 | 2          | 1         | 10        | .100       | 46          | 96          | .479        | 0           | 3         | 23        | .870       | 0           | 0        | .000     | 12           | 0          | 3        | 0         | 3.0      | 1           | 3.5       | .338         | 3-1 |
| 09/22/2023    | Ohio St.        | *3 | 1          | 0         | 4         | .250       | 37          | 71          | .521        | 1           | 2         | 13        | .846       | 0           | 0        | .000     | 2            | 0          | 1        | 0         | 1.0      | 1           | 2.5       | .333         | 3-0 |
| 09/24/2023    | Minnesota       | *3 | 1          | 1         | 7         | .000       | 39          | 83          | .470        | 0           | 1         | 11        | .909       | 0           | 0        | .000     | 8            | 1          | 3        | 0         | 4.0      | 0           | 3.5       | .214         | 3-0 |
| 09/29/2023    | at Purdue       | *5 | 5          | 0         | 9         | .556       | 54          | 128         | .422        | 1           | 1         | 28        | .964       | 0           | 0        | .000     | 12           | 0          | 1        | 0         | 1.0      | 0           | 6.5       | .311         | 3-2 |
| 09/30/2023    | at Indiana      | *4 | 3          | 0         | 5         | .600       | 53          | 104         | .510        | 1           | 2         | 19        | .895       | 0           | 0        | .000     | 5            | 0          | 1        | 0         | 1.0      | 0           | 4.5       | .338         | 3-1 |
| 10/06/2023    | at Michigan St. | *4 | 1          | 0         | 2         | .500       | 29          | 86          | .337        | 1           | 2         | 17        | .882       | 0           | 0        | .000     | 5            | 0          | 0        | 0         | 0.0      | 0           | 2.0       | .168         | 3-1 |
| 10/07/2023    | at Michigan     | *3 | 1          | 1         | 5         | .000       | 40          | 79          | .506        | 1           | 5         | 14        | .643       | 0           | 0        | .000     | 7            | 0          | 0        | 0         | 0.0      | 0           | 2.0       | .343         | 3-0 |
| 10/13/2023    | Michigan St.    | *4 | 3          | 1         | 8         | .250       | 38          | 85          | .447        | 0           | 4         | 22        | .818       | 0           | 0        | .000     | 16           | 0          | 3        | 0         | 3.0      | 0           | 4.5       | .302         | 3-1 |
| 10/14/2023    | Penn St.        | *3 | 2          | 1         | 4         | .250       | 33          | 80          | .413        | 0           | 3         | 11        | .727       | 0           | 0        | .000     | 9            | 0          | 3        | 0         | 3.0      | 0           | 3.5       | .269         | 3-0 |
| 10/18/2023    | at Northwestern | *3 | 2          | 1         | 3         | .333       | 38          | 72          | .528        | 2           | 2         | 13        | .846       | 0           | 0        | .000     | 6            | 0          | 0        | 0         | 0.0      | 0           | 4.0       | .395         | 3-0 |
| 10/21/2023    | Wisconsin       | *5 | 4          | 2         | 7         | .286       | 50          | 146         | .342        | 1           | 3         | 14        | .786       | 0           | 0        | .000     | 17           | 1          | 2        | 0         | 3.0      | 1           | 7.0       | .130         | 3-2 |
| 10/27/2023    | Maryland        | *3 | 3          | 0         | 4         | .750       | 34          | 64          | .531        | 0           | 0         | 21        | 1.000      | 0           | 0        | .000     | 10           | 0          | 2        | 0         | 2.0      | 0           | 4.0       | .349         | 3-0 |
| 10/28/2023    | Rutgers         | *3 | 2          | 1         | 5         | .200       | 34          | 69          | .493        | 1           | 1         | 12        | .917       | 0           | 0        | .000     | 2            | 0          | 1        | 0         | 1.0      | 1           | 3.5       | .384         | 3-0 |
| 11/03/2023    | at Penn St.     | *5 | 2          | 2         | 6         | .000       | 52          | 118         | .441        | 0           | 1         | 19        | .947       | 0           | 0        | .000     | 13           | 0          | 1        | 2         | 1.0      | 0           | 2.5       | .288         | 3-2 |
| 11/05/2023    | at Rutgers      | *3 | 0          | 0         | 1         | .000       | 43          | 103         | .417        | 0           | 1         | 11        | .909       | 0           | 0        | .000     | 12           | 0          | 1        | 0         | 1.0      | 2           | 0.5       | .288         | 3-0 |
| 11/08/2023    | Northwestern    | *4 | 1          | 1         | 6         | .000       | 45          | 93          | .484        | 1           | 1         | 17        | .941       | 0           | 0        | .000     | 12           | 0          | 5        | 0         | 5.0      | 0           | 4.5       | .278         | 3-1 |
| 11/12/2023    | Illinois        | *4 | 1          | 2         | 7         | -.143      | 45          | 108         | .417        | 2           | 0         | 20        | 1.000      | 0           | 0        | .000     | 8            | 1          | 1        | 0         | 2.0      | 2           | 4.5       | .237         | 3-1 |
| 11/17/2023    | Michigan        | *3 | 4          | 1         | 7         | .429       | 28          | 62          | .452        | 1           | 2         | 18        | .889       | 0           | 0        | .000     | 6            | 0          | 1        | 0         | 1.0      | 0           | 5.5       | .368         | 3-0 |
| 11/19/2023    | at Iowa         | *3 | 0          | 0         | 3         | .000       | 37          | 91          | .407        | 0           | 0         | 16        | 1.000      | 0           | 1        | 1.000    | 9            | 0          | 3        | 0         | 3.0      | 1           | 1.5       | .233         | 3-0 |
| 11/24/2023    | at Wisconsin    | *3 | 1          | 1         | 6         | .000       | 32          | 75          | .427        | 0           | 1         | 11        | .909       | 0           | 1        | 1.000    | 10           | 0          | 0        | 0         | 0.0      | 0           | 1.0       | .243         | 0-3 |
| 11/25/2023    | at Minnesota    | *4 | 3          | 0         | 10        | .300       | 45          | 117         | .385        | 0           | 2         | 20        | .900       | 0           | 0        | .000     | 14           | 1          | 3        | 1         | 4.0      | 1           | 5.5       | .235         | 3-1 |
| 12/01/2023    | LIU             | *3 | 3          | 0         | 7         | .429       | 33          | 73          | .452        | 3           | 1         | 22        | .955       | 0           | 0        | .000     | 9            | 0          | 1        | 0         | 1.0      | 0           | 6.5       | .280         | 3-0 |
| 12/02/2023    | Missouri        | *3 | 2          | 0         | 5         | .400       | 26          | 63          | .413        | 4           | 1         | 23        | .957       | 0           | 0        | .000     | 10           | 0          | 2        | 0         | 2.0      | 0           | 7.0       | .264         | 3-0 |
| 12/07/2023    | Georgia Tech    | *3 | 1          | 0         | 2         | .500       | 30          | 63          | .476        | 0           | 0         | 12        | 1.000      | 0           | 0        | .000     | 10           | 0          | 3        | 0         | 3.0      | 1           | 2.5       | .326         | 3-0 |
| 12/09/2023    | Arkansas        | *4 | 2          | 0         | 7         | .286       | 40          | 106         | .377        | 1           | 0         | 22        | 1.000      | 0           | 0        | .000     | 16           | 0          | 4        | 0         | 4.0      | 1           | 5.0       | .194         | 3-1 |
| <b>Totals</b> |                 |    | <b>115</b> | <b>68</b> | <b>18</b> | <b>181</b> | <b>.276</b> | <b>1224</b> | <b>2813</b> | <b>.435</b> | <b>26</b> | <b>53</b> | <b>566</b> | <b>.906</b> | <b>0</b> | <b>2</b> | <b>1.000</b> | <b>310</b> | <b>4</b> | <b>58</b> | <b>4</b> | <b>62.0</b> | <b>12</b> | <b>127.0</b> |     |

#### Player Averages

| Sets Played | Kills per set | Assists per set | Service aces per set | Digs per set | Blocks per set | Points per set |
|-------------|---------------|-----------------|----------------------|--------------|----------------|----------------|
| 115         | 0.59          | 10.64           | 0.23                 | 2.70         | 0.54           | 1.10           |

### CAREER HONORS & AWARDS

- AVCA All-Region Team (2023)
- Big Ten Setter of the Year (2023)
- All-Big Ten First Team (2023)
- Big Ten All-Freshman Team (2023)
- Big Ten Setter of the Week (Sept. 25, 2023; Oct. 2, 2023; Oct. 23, 2023; Nov. 6, 2023)
- Big Ten Freshman of the Week (Sept. 25, 2023; Oct. 30, 2023)
- Lincoln Regional All-Tournament Team (2023)
- Tom Osborne Citizenship Team (2023)

### PERSONAL

- Born May 26, 2005
- Parents are Brendan and Tiffany
- Major is business and law

### 2023 SEASON


- Named AVCA All-Region, Big Ten Setter of the Year, All-Big Ten First Team and Big Ten All-Freshman Team
- Was named Big Ten Setter of the Week and Freshman of the Week on Sept. 25 following 39 assists and eight digs against No. 12 Minnesota (Sept. 24) and 37 assists against Ohio State (Sept. 22)
- Put up 54 assists with 12 digs and five kills in a 3-2 win at No. 17 Purdue (Sept. 29)
- Registered 53 assists in a 3-1 win at Indiana (Sept. 30)
- Named Big Ten Setter of the Week on Oct. 2 following her performances at Purdue and Indiana
- Earned a third Big Ten Setter of the Week honor on Oct. 25 after 50 assists and 17 digs in a five-set win over No. 1 Wisconsin and 38 assists and six digs in a sweep at Northwestern
- Selected Big Ten Setter of the Week on Nov. 6 after 52 assists and 13 digs in a 3-2 reverse sweep at No. 16 Penn State and 43 assists and 12 digs in a 3-0 sweep at Rutgers
- Collected her second Big Ten Freshman of the Week honor on Oct. 30 after averaging 11.33 assists per set in leading the Huskers to a combined .366 hitting percentage in sweeps of Maryland and Rutgers
- Put up 40 assists and 16 digs in the regional final against No. 9 Arkansas and was named to the Lincoln Regional All-Tournament Team (Dec. 9)
- Had 46 assists and 12 digs in a 3-1 win over No. 21 Kentucky (Sept. 17)
- Posted 45 assists and 12 digs in a 3-1 win against Northwestern (Nov. 8)
- Recorded 42 assists and 11 digs with a pair of service aces in a 3-1 win against No. 16 Creighton (Sept. 6)
- Had 38 assists and 16 digs in a 3-1 win over Michigan State (Oct. 13)
- Posted 37 assists, seven digs and three blocks in a 3-1 victory at No. 5 Stanford (Sept. 12)
- Had 37 assists, nine digs and three blocks in a sweep at Iowa (Nov. 19)
- Set the Huskers to a Big Ten-leading .299 hitting percentage in non-conference play

### CAREER STATISTICS

| SEASON       | TEAM | SM-MP           | K         | K/S         | E         | TA         | PCT         | A           | A/S          | SA        | SA/S        | SE        | DIG        | D/S         | RE       | BS       | BA        | TB        | B/S         | BE       | BHE       | PTS          | PTS/S       |
|--------------|------|-----------------|-----------|-------------|-----------|------------|-------------|-------------|--------------|-----------|-------------|-----------|------------|-------------|----------|----------|-----------|-----------|-------------|----------|-----------|--------------|-------------|
| 2023-24      | Nebr | 115-33          | 68        | 0.59        | 18        | 181        | .276        | 1224        | 10.64        | 26        | 0.23        | 53        | 310        | 2.70        | 0        | 4        | 58        | 62        | 0.54        | 4        | 12        | 127.0        | 1.10        |
| <b>TOTAL</b> |      | <b>115 - 33</b> | <b>68</b> | <b>0.59</b> | <b>18</b> | <b>181</b> | <b>.276</b> | <b>1224</b> | <b>10.64</b> | <b>26</b> | <b>0.23</b> | <b>53</b> | <b>310</b> | <b>2.70</b> | <b>0</b> | <b>4</b> | <b>58</b> | <b>62</b> | <b>0.54</b> | <b>4</b> | <b>12</b> | <b>127.0</b> | <b>1.10</b> |

# 5 BEKKA ALLICK

SOPHOMORE • MIDDLE BLOCKER  
6-4 • LINCOLN, NEB.



### 2023 MATCH-BY-MATCH

| Date          | Opponent        | SP | Attack    |            |           | Set         |             |          | Serve      |             |          | Recept   |            | Blocking    |          |          | Team        |           |          |            |           |              |          |              |       |     |
|---------------|-----------------|----|-----------|------------|-----------|-------------|-------------|----------|------------|-------------|----------|----------|------------|-------------|----------|----------|-------------|-----------|----------|------------|-----------|--------------|----------|--------------|-------|-----|
|               |                 |    | K         | E          | TA        | PCT         | A           | TA       | PCT        | SA          | SE       | TA       | PCT        | RE          | TA       | PCT      | DIG         | BS        | BA       | BE         | TOTAL     | BHE          | POINTS   | HIT%         | SCORE |     |
| 08/25/2023    | Utah St.        | *3 | 5         | 1          | 8         | .500        | 0           | 1        | .000       | 1           | 1        | 9        | .889       | 0           | 0        | .000     | 0           | 1         | 6        | 1          | 7         | 0            | 10.0     | .286         | 3-0   |     |
| 08/27/2023    | SMU             | *3 | 7         | 4          | 15        | .200        | 0           | 0        | .000       | 0           | 0        | 0        | .000       | 0           | 0        | .000     | 1           | 0         | 4        | 0          | 4         | 0            | 9.0      | .144         | 3-0   |     |
| 08/30/2023    | Omaha           | *2 | 0         | 0          | 5         | .000        | 0           | 0        | .000       | 0           | 0        | 0        | .000       | 0           | 0        | .000     | 0           | 0         | 3        | 0          | 3         | 0            | 1.5      | .263         | 3-0   |     |
| 09/03/2023    | at Kansas St.   | *3 | 3         | 3          | 10        | .000        | 1           | 2        | .500       | 0           | 0        | 0        | .000       | 0           | 1        | 1.000    | 1           | 0         | 7        | 0          | 7         | 0            | 6.5      | .277         | 3-0   |     |
| 09/06/2023    | Creighton       | *3 | 7         | 1          | 10        | .600        | 0           | 0        | .000       | 0           | 0        | 0        | .000       | 0           | 0        | .000     | 0           | 0         | 2        | 0          | 2         | 0            | 8.0      | .305         | 3-1   |     |
| 09/09/2023    | Long Beach St.  | *2 | 3         | 2          | 10        | .100        | 0           | 0        | .000       | 0           | 0        | 0        | .000       | 0           | 0        | .000     | 0           | 0         | 4        | 0          | 4         | 0            | 5.0      | .393         | 3-0   |     |
| 09/12/2023    | at Stanford     | *4 | 7         | 1          | 12        | .500        | 1           | 1        | 1.000      | 0           | 0        | 0        | .000       | 0           | 1        | 1.000    | 1           | 0         | 8        | 0          | 8         | 0            | 11.0     | .333         | 3-1   |     |
| 09/17/2023    | Kentucky        | *4 | 4         | 1          | 10        | .300        | 0           | 0        | .000       | 0           | 0        | 0        | .000       | 1           | 1        | .000     | 1           | 0         | 6        | 2          | 6         | 0            | 7.0      | .338         | 3-1   |     |
| 09/22/2023    | Ohio St.        | *3 | 8         | 1          | 15        | .467        | 0           | 1        | .000       | 0           | 0        | 0        | .000       | 0           | 0        | .000     | 1           | 0         | 5        | 1          | 5         | 0            | 10.5     | .333         | 3-0   |     |
| 09/24/2023    | Minnesota       | *3 | 5         | 3          | 9         | .222        | 0           | 0        | .000       | 0           | 0        | 0        | .000       | 0           | 0        | .000     | 0           | 0         | 3        | 0          | 3         | 0            | 6.5      | .214         | 3-0   |     |
| 09/29/2023    | at Purdue       | *5 | 9         | 2          | 14        | .500        | 0           | 2        | .000       | 0           | 0        | 0        | .000       | 0           | 0        | .000     | 2           | 4         | 4        | 0          | 8         | 0            | 15.0     | .311         | 3-2   |     |
| 09/30/2023    | at Indiana      | *2 | 0         | 1          | 4         | -.250       | 1           | 1        | 1.000      | 0           | 0        | 0        | .000       | 0           | 0        | .000     | 0           | 0         | 0        | 1          | 0         | 0            | 0        | 0.0          | .338  | 3-1 |
| 10/06/2023    | at Michigan St. | *4 | 1         | 3          | 10        | -.200       | 1           | 2        | .500       | 0           | 0        | 0        | .000       | 0           | 0        | .000     | 0           | 0         | 3        | 1          | 3         | 0            | 3.5      | .168         | 3-1   |     |
| 10/07/2023    | at Michigan     | *3 | 4         | 1          | 11        | .273        | 1           | 1        | 1.000      | 0           | 0        | 0        | .000       | 0           | 0        | .000     | 1           | 1         | 2        | 0          | 3         | 0            | 6.0      | .343         | 3-0   |     |
| 10/13/2023    | Michigan St.    | *2 | 5         | 2          | 8         | .375        | 0           | 1        | .000       | 0           | 0        | 0        | .000       | 0           | 0        | .000     | 0           | 0         | 3        | 0          | 3         | 0            | 6.5      | .302         | 3-1   |     |
| 10/14/2023    | Penn St.        | *3 | 6         | 4          | 13        | .154        | 0           | 2        | .000       | 0           | 0        | 0        | .000       | 0           | 0        | .000     | 3           | 0         | 3        | 1          | 3         | 0            | 7.5      | .269         | 3-0   |     |
| 10/18/2023    | at Northwestern | *3 | 9         | 1          | 10        | .800        | 0           | 1        | .000       | 0           | 0        | 0        | .000       | 0           | 0        | .000     | 1           | 0         | 2        | 0          | 2         | 0            | 10.0     | .395         | 3-0   |     |
| 10/21/2023    | Wisconsin       | *5 | 7         | 3          | 22        | .182        | 0           | 3        | .000       | 0           | 0        | 0        | .000       | 0           | 0        | .000     | 2           | 0         | 2        | 1          | 2         | 0            | 8.0      | .130         | 3-2   |     |
| 10/27/2023    | Maryland        | *3 | 4         | 2          | 10        | .200        | 0           | 0        | .000       | 0           | 0        | 0        | .000       | 0           | 0        | .000     | 1           | 0         | 4        | 0          | 4         | 0            | 6.0      | .349         | 3-0   |     |
| 11/03/2023    | at Penn St.     | *5 | 11        | 3          | 21        | .381        | 0           | 2        | .000       | 0           | 1        | 1        | .000       | 0           | 0        | .000     | 2           | 0         | 5        | 0          | 5         | 0            | 13.5     | .288         | 3-2   |     |
| 11/05/2023    | at Rutgers      | *3 | 7         | 3          | 15        | .267        | 0           | 1        | .000       | 0           | 0        | 0        | .000       | 0           | 0        | .000     | 1           | 0         | 5        | 0          | 5         | 0            | 9.5      | .288         | 3-0   |     |
| 11/08/2023    | Northwestern    | *4 | 11        | 2          | 16        | .563        | 0           | 3        | .000       | 0           | 0        | 0        | .000       | 0           | 0        | .000     | 1           | 1         | 6        | 0          | 7         | 0            | 15.0     | .278         | 3-1   |     |
| 11/12/2023    | Illinois        | *4 | 12        | 3          | 19        | .474        | 0           | 1        | .000       | 0           | 0        | 0        | .000       | 0           | 0        | .000     | 0           | 0         | 5        | 1          | 5         | 0            | 14.5     | .237         | 3-1   |     |
| 11/17/2023    | Michigan        | *3 | 7         | 0          | 10        | .700        | 0           | 0        | .000       | 0           | 0        | 0        | .000       | 0           | 0        | .000     | 1           | 0         | 5        | 1          | 5         | 0            | 9.5      | .368         | 3-0   |     |
| 11/19/2023    | at Iowa         | *3 | 9         | 1          | 14        | .571        | 0           | 2        | .000       | 0           | 0        | 0        | .000       | 0           | 0        | .000     | 0           | 0         | 3        | 0          | 3         | 0            | 10.5     | .233         | 3-0   |     |
| 11/24/2023    | at Wisconsin    | *3 | 3         | 3          | 8         | .000        | 0           | 0        | .000       | 0           | 0        | 0        | .000       | 0           | 1        | 1.000    | 0           | 0         | 2        | 0          | 2         | 0            | 4.0      | .243         | 0-3   |     |
| 11/25/2023    | at Minnesota    | *4 | 8         | 4          | 21        | .190        | 0           | 2        | .000       | 0           | 0        | 0        | .000       | 0           | 0        | .000     | 5           | 0         | 10       | 1          | 10        | 0            | 13.0     | .235         | 3-1   |     |
| 12/02/2023    | Missouri        | *3 | 5         | 2          | 9         | .333        | 0           | 0        | .000       | 0           | 0        | 0        | .000       | 0           | 0        | .000     | 2           | 0         | 8        | 0          | 8         | 0            | 9.0      | .264         | 3-0   |     |
| 12/07/2023    | Georgia Tech    | *3 | 6         | 1          | 11        | .455        | 1           | 2        | .500       | 0           | 0        | 0        | .000       | 1           | 1        | .000     | 0           | 0         | 4        | 1          | 4         | 0            | 8.0      | .326         | 3-0   |     |
| 12/09/2023    | Arkansas        | *4 | 5         | 2          | 13        | .231        | 0           | 1        | .000       | 0           | 0        | 0        | .000       | 0           | 0        | .000     | 0           | 0         | 12       | 1          | 12        | 0            | 11.0     | .194         | 3-1   |     |
| <b>Totals</b> |                 |    | <b>99</b> | <b>178</b> | <b>60</b> | <b>.363</b> | <b>.325</b> | <b>6</b> | <b>.32</b> | <b>.188</b> | <b>1</b> | <b>2</b> | <b>.10</b> | <b>.800</b> | <b>2</b> | <b>5</b> | <b>.600</b> | <b>30</b> | <b>8</b> | <b>136</b> | <b>12</b> | <b>144.0</b> | <b>0</b> | <b>255.0</b> |       |     |

#### Player Averages

| Sets Played | Kills per set | Assists per set | Service aces per set | Digs per set | Blocks per set | Points per set |
|-------------|---------------|-----------------|----------------------|--------------|----------------|----------------|
| 99          | 1.80          | 0.06            | 0.01                 | 0.30         | 1.45           | 2.58           |

### CAREER HONORS & AWARDS

- AVCA All-Region Team (2022, 2023)
- All-Big Ten Second Team (2022, 2023)
- All-Big Ten Freshman Team (2022)
- Big Ten Freshman of the Week (Oct. 17, 2022; Oct. 24, 2022)
- Academic All-Big Ten (2023)
- Nebraska Scholar-Athlete Honor Roll (Fall 2022; Spring 2022)
- Sam Foltz 27 Hero Leadership Award (2023)
- Tom Osborne Citizenship Team (2023)

### PERSONAL

- Born on Jan. 26, 2004
- Daughter of Melvin Allick and Colleen Ziegelbein
- Brother, Josiah, is a grad transfer on the Nebraska men's basketball team
- Major is business management

### 2023 SEASON

- Named AVCA All-Region and All-Big Ten Second Team for the second year in a row
- Had 12 kills and hit .474 with five blocks in a 3-1 win against Illinois (Nov. 12)
- Set a career high in blocks with 12 in a 3-1 regional final win over No. 9 Arkansas (Dec. 9)
- Tallied 11 kills and hit .563 with seven blocks in a 3-1 win over Northwestern (Nov. 8)
- Notched 11 kills with a .381 hitting percentage and five blocks in a 3-2 win at Penn State (Nov. 3)
- Registered nine kills and hit .571 with three blocks in a sweep at Iowa (Nov. 19)
- Recorded nine kills on .800 hitting in a sweep at Northwestern (Oct. 18)
- Posted nine kills on .500 hitting with eight blocks (four solo) at No. 17 Purdue (Sept. 29)
- Had eight kills on .467 hitting with five blocks in her Big Ten opener against No. 21 Ohio State (Sept. 22)
- Recorded eight kills and 10 blocks at Minnesota (Nov. 25)
- Put down seven kills and two blocks in a 3-2 win over No. 1 Wisconsin (Oct. 21)
- Posted seven kills, eight blocks and hit .500 in a 3-1 win at No. 5 Stanford (Sept. 12)
- Also had seven kills on .600 hitting in a 3-1 victory against No. 16 Creighton (Sept. 6)
- Finished with seven kills and five blocks in a sweep at Rutgers (Nov. 5)
- Had seven blocks in matches against Utah State (Aug. 25) and Kansas State (Sept. 3)
- Ranked first in the Big Ten and fourth nationally in non-conference play with 1.71 blocks per set

### CAREER STATISTICS

| SEASON       | TEAM | SM-MP           | K          | K/S         | E          | TA         | PCT         | A         | A/S         | SA        | SA/S        | SE        | DIG       | D/S         | RE       | BS        | BA         | TB         | B/S         | BE        | BHE      | PTS          | PTS/S       |
|--------------|------|-----------------|------------|-------------|------------|------------|-------------|-----------|-------------|-----------|-------------|-----------|-----------|-------------|----------|-----------|------------|------------|-------------|-----------|----------|--------------|-------------|
| 2022-23      | Nebr | 100-29          | 189        | 1.89        | 58         | 402        | .326        | 17        | 0.17        | 10        | 0.10        | 51        | 50        | 0.50        | 0        | 12        | 89         | 101        | 1.01        | 11        | 1        | 255.5        | 2.56        |
| 2023-24      | Nebr | 99-30           | 178        | 1.80        | 60         | 363        | .325        | 6         | 0.06        | 1         | 0.01        | 2         | 30        | 0.30        | 2        | 8         | 136        | 144        | 1.45        | 12        | 0        | 255.0        | 2.58        |
| <b>TOTAL</b> |      | <b>199 - 59</b> | <b>367</b> | <b>1.84</b> | <b>118</b> | <b>765</b> | <b>.325</b> | <b>23</b> | <b>0.12</b> | <b>11</b> | <b>0.06</b> | <b>53</b> | <b>80</b> | <b>0.40</b> | <b>2</b> | <b>20</b> | <b>225</b> | <b>245</b> | <b>1.23</b> | <b>23</b> | <b>1</b> | <b>510.5</b> | <b>2.57</b> |





7

MAISIE BOESIGER

SOPHOMORE • DS/LIBERO  
5-6 • FIRTH, NEB.



CAREER HONORS & AWARDS

- Big Ten Distinguished Scholar (Beach-2023)
- Academic All-Big Ten (2023; Beach-2023)
- Nebraska Scholar-Athlete Honor Roll (Fall 2022; Spring 2022)
- Tom Osborne Citizenship Team (2022, 2023)

PERSONAL

- Born Sept. 7, 2003
- Parents are Chris and Christina
- Major is advertising and public relations

2023 MATCH-BY-MATCH

| Date          | Opponent        | SP        | Attack   |          |             | Set      |          | Serve       |          |          | Receipt   |             | Blocking |          |              | Team      |          |          |          |            |          |            |      |     |
|---------------|-----------------|-----------|----------|----------|-------------|----------|----------|-------------|----------|----------|-----------|-------------|----------|----------|--------------|-----------|----------|----------|----------|------------|----------|------------|------|-----|
|               |                 |           | K        | E        | TA PCT      | A        | TA PCT   | SA          | SE       | TA PCT   | RE        | TA PCT      | DIG      | BS       | BA           | BE        | TOTAL    | BHE      | POINTS   | HIT%       | SCORE    |            |      |     |
| 08/26/2023    | Lipscomb        | 3         | 0        | 0        | .000        | 0        | 1        | .000        | 0        | 0        | 9         | 1.000       | 0        | 0        | .000         | 2         | 0        | 0        | 0        | 0.0        | 0        | 0.0        | .366 | 3-0 |
| 08/27/2023    | SMU             | 3         | 0        | 0        | .000        | 0        | 0        | .000        | 0        | 0        | 9         | 1.000       | 0        | 0        | .000         | 5         | 0        | 0        | 0        | 0.0        | 0        | 0.0        | .144 | 3-0 |
| 08/30/2023    | Omaha           | 3         | 0        | 0        | .000        | 0        | 0        | .000        | 0        | 0        | 6         | 1.000       | 0        | 0        | .000         | 0         | 0        | 0        | 0        | 0.0        | 0        | 0.0        | .263 | 3-0 |
| 09/03/2023    | at Kansas St.   | 3         | 0        | 0        | .000        | 0        | 1        | .000        | 0        | 0        | 6         | 1.000       | 0        | 0        | .000         | 0         | 0        | 0        | 0        | 0.0        | 0        | 0.0        | .277 | 3-0 |
| 09/06/2023    | Creighton       | 4         | 0        | 0        | .000        | 0        | 1        | .000        | 1        | 1        | 11        | .909        | 0        | 0        | .000         | 1         | 0        | 0        | 0        | 0.0        | 0        | 1.0        | .305 | 3-1 |
| 09/17/2023    | Kentucky        | 4         | 0        | 0        | .000        | 0        | 1        | .000        | 1        | 1        | 12        | .917        | 0        | 3        | 1.000        | 6         | 0        | 0        | 0        | 0.0        | 0        | 1.0        | .338 | 3-1 |
| 09/29/2023    | at Purdue       | 1         | 0        | 0        | .000        | 0        | 0        | .000        | 0        | 0        | 1         | 1.000       | 0        | 0        | .000         | 0         | 0        | 0        | 0        | 0.0        | 0        | 0.0        | .311 | 3-2 |
| 10/06/2023    | at Michigan St. | 1         | 0        | 0        | .000        | 0        | 0        | .000        | 0        | 0        | 2         | 1.000       | 0        | 1        | 1.000        | 1         | 0        | 0        | 0        | 0.0        | 0        | 0.0        | .168 | 3-1 |
| 10/07/2023    | at Michigan     | 1         | 0        | 0        | .000        | 0        | 0        | .000        | 0        | 1        | 2         | .500        | 0        | 0        | .000         | 2         | 0        | 0        | 0        | 0.0        | 0        | 0.0        | .343 | 3-0 |
| 10/28/2023    | Rutgers         | 1         | 0        | 0        | .000        | 0        | 0        | .000        | 0        | 0        | 2         | 1.000       | 0        | 0        | .000         | 0         | 0        | 0        | 0        | 0.0        | 0        | 0.0        | .384 | 3-0 |
| 11/03/2023    | at Penn St.     | 1         | 0        | 0        | .000        | 0        | 0        | .000        | 0        | 0        | 2         | 1.000       | 0        | 0        | .000         | 0         | 0        | 0        | 0        | 0.0        | 0        | 0.0        | .288 | 3-2 |
| 11/05/2023    | at Rutgers      | 1         | 0        | 0        | .000        | 0        | 0        | .000        | 0        | 1        | 2         | .500        | 0        | 0        | .000         | 0         | 0        | 0        | 0        | 0.0        | 0        | 0.0        | .288 | 3-0 |
| 11/08/2023    | Northwestern    | 3         | 0        | 0        | .000        | 0        | 0        | .000        | 0        | 0        | 14        | 1.000       | 0        | 0        | .000         | 0         | 0        | 0        | 0        | 0.0        | 0        | 0.0        | .278 | 3-1 |
| 11/12/2023    | Illinois        | 1         | 0        | 0        | .000        | 0        | 0        | .000        | 0        | 0        | 1         | 1.000       | 0        | 0        | .000         | 0         | 0        | 0        | 0        | 0.0        | 0        | 0.0        | .237 | 3-1 |
| 11/19/2023    | at Iowa         | 2         | 0        | 0        | .000        | 0        | 0        | .000        | 0        | 0        | 4         | 1.000       | 0        | 0        | .000         | 0         | 0        | 0        | 0        | 0.0        | 0        | 0.0        | .233 | 3-0 |
| 11/24/2023    | at Wisconsin    | 2         | 0        | 0        | .000        | 0        | 1        | .000        | 1        | 0        | 7         | 1.000       | 0        | 0        | .000         | 1         | 0        | 0        | 0        | 0.0        | 0        | 1.0        | .243 | 0-3 |
| 12/01/2023    | LIU             | 1         | 0        | 0        | .000        | 0        | 0        | .000        | 0        | 0        | 3         | 1.000       | 0        | 0        | .000         | 0         | 0        | 0        | 0        | 0.0        | 0        | 0.0        | .280 | 3-0 |
| <b>Totals</b> |                 | <b>35</b> | <b>0</b> | <b>0</b> | <b>.000</b> | <b>0</b> | <b>5</b> | <b>.000</b> | <b>3</b> | <b>4</b> | <b>93</b> | <b>.957</b> | <b>0</b> | <b>4</b> | <b>1.000</b> | <b>18</b> | <b>0</b> | <b>0</b> | <b>0</b> | <b>0.0</b> | <b>0</b> | <b>3.0</b> |      |     |

Player Averages

| Sets Played | Kills per set | Assists per set | Service aces per set | Digs per set | Blocks per set | Points per set |
|-------------|---------------|-----------------|----------------------|--------------|----------------|----------------|
| 35          | 0.00          | 0.00            | 0.09                 | 0.51         | 0.00           | 0.09           |

2023 SEASON

- Made a career-high six digs with one ace in a 3-1 win over No. 21 Kentucky (Sept. 17)
- Posted five digs in a sweep of SMU (Aug. 27)
- Had two digs in a sweep at Michigan (Oct. 7)
- Served an ace and had one dig at No. 5 Wisconsin (Nov. 24)


CAREER STATISTICS

| SEASON       | TEAM | SM-MP          | K        | K/S         | E        | TA       | PCT         | A        | A/S         | SA       | SA/S        | SE       | DIG       | D/S         | RE       | BS       | BA       | TB       | B/S         | BE       | BHE      | PTS        | PTS/S       |
|--------------|------|----------------|----------|-------------|----------|----------|-------------|----------|-------------|----------|-------------|----------|-----------|-------------|----------|----------|----------|----------|-------------|----------|----------|------------|-------------|
| 2022-23      | Nebr | 41-23          | 0        | 0.00        | 0        | 1        | .000        | 6        | 0.15        | 3        | 0.07        | 5        | 12        | 0.29        | 0        | 0        | 0        | 0        | 0.00        | 0        | 0        | 3.0        | 0.07        |
| 2023-24      | Nebr | 35-17          | 0        | 0.00        | 0        | 0        | .000        | 0        | 0.00        | 3        | 0.09        | 4        | 18        | 0.51        | 0        | 0        | 0        | 0        | 0.00        | 0        | 0        | 3.0        | 0.09        |
| <b>TOTAL</b> |      | <b>76 - 40</b> | <b>0</b> | <b>0.00</b> | <b>0</b> | <b>1</b> | <b>.000</b> | <b>6</b> | <b>0.08</b> | <b>6</b> | <b>0.08</b> | <b>9</b> | <b>30</b> | <b>0.39</b> | <b>0</b> | <b>0</b> | <b>0</b> | <b>0</b> | <b>0.00</b> | <b>0</b> | <b>0</b> | <b>6.0</b> | <b>0.08</b> |



# 9 KENNEDI ORR

JUNIOR • SETTER  
6-0 • EAGAN, MINN.



### CAREER HONORS & AWARDS

- Big Ten Distinguished Scholar (2022)
- Academic All-Big Ten (2022, 2023; Beach-2022)
- Arthur Ashe Jr. Sports Scholar Award (2022)
- Nebraska Scholar-Athlete Honor Roll (Fall 2021, 2022; Spring 2021, 2022)
- Tom Osborne Citizenship Team (2022, 2023)

### PERSONAL

- Born on Nov. 7, 2002
- Parents are Lorenzo and Gretchen Orr
- Major is communication studies

### 2023 MATCH-BY-MATCH

| Date          | Opponent        | Attack    |          |          |          | Set          |          |          | Serve       |          |           | Receipt    |             | Blocking |          |              |           | Team     |          |          |            |          |            |      |       |
|---------------|-----------------|-----------|----------|----------|----------|--------------|----------|----------|-------------|----------|-----------|------------|-------------|----------|----------|--------------|-----------|----------|----------|----------|------------|----------|------------|------|-------|
|               |                 | SP        | K        | E        | TA       | PCT          | A        | TA       | PCT         | SA       | SE        | TA         | PCT         | RE       | TA       | PCT          | DIG       | BS       | BA       | BE       | TOTAL      | BHE      | POINTS     | HIT% | SCORE |
| 09/09/2023    | Long Beach St.  | 3         | 0        | 0        | 0        | .000         | 0        | 0        | .000        | 0        | 1         | 12         | .917        | 0        | 0        | .000         | 5         | 0        | 0        | 0        | 0.0        | 0        | 0.0        | .393 | 3-0   |
| 09/12/2023    | at Stanford     | 4         | 0        | 0        | 0        | .000         | 0        | 0        | .000        | 0        | 3         | 11         | .727        | 0        | 0        | .000         | 2         | 0        | 0        | 0        | 0.0        | 0        | 0.0        | .333 | 3-1   |
| 09/17/2023    | Kentucky        | 4         | 0        | 0        | 0        | .000         | 1        | 1        | 1.000       | 1        | 0         | 14         | 1.000       | 0        | 0        | .000         | 1         | 0        | 0        | 0        | 0.0        | 0        | 1.0        | .338 | 3-1   |
| 09/22/2023    | Ohio St.        | 3         | 0        | 0        | 0        | .000         | 0        | 0        | .000        | 0        | 2         | 9          | .778        | 0        | 0        | .000         | 1         | 0        | 0        | 0        | 0.0        | 0        | 0.0        | .333 | 3-0   |
| 09/24/2023    | Minnesota       | 3         | 0        | 0        | 0        | .000         | 0        | 0        | .000        | 0        | 1         | 9          | .889        | 0        | 0        | .000         | 2         | 0        | 0        | 0        | 0.0        | 0        | 0.0        | .214 | 3-0   |
| 09/29/2023    | at Purdue       | 5         | 0        | 0        | 0        | .000         | 0        | 0        | .000        | 1        | 1         | 16         | .938        | 0        | 0        | .000         | 2         | 0        | 0        | 0        | 0.0        | 0        | 1.0        | .311 | 3-2   |
| 09/30/2023    | at Indiana      | 4         | 0        | 0        | 0        | .000         | 0        | 0        | .000        | 0        | 1         | 12         | .917        | 0        | 0        | .000         | 2         | 0        | 0        | 0        | 0.0        | 0        | 0.0        | .338 | 3-1   |
| 10/06/2023    | at Michigan St. | 4         | 0        | 0        | 0        | .000         | 1        | 1        | 1.000       | 1        | 1         | 11         | .909        | 0        | 0        | .000         | 0         | 0        | 0        | 0        | 0.0        | 0        | 1.0        | .168 | 3-1   |
| 10/07/2023    | at Michigan     | 3         | 0        | 0        | 0        | .000         | 0        | 0        | .000        | 0        | 0         | 5          | 1.000       | 0        | 0        | .000         | 0         | 0        | 0        | 0        | 0.0        | 0        | 0.0        | .343 | 3-0   |
| 10/13/2023    | Michigan St.    | 4         | 0        | 0        | 0        | .000         | 0        | 0        | .000        | 1        | 1         | 11         | .909        | 0        | 0        | .000         | 0         | 0        | 0        | 0        | 0.0        | 0        | 1.0        | .302 | 3-1   |
| 10/14/2023    | Penn St.        | 3         | 0        | 0        | 0        | .000         | 0        | 0        | .000        | 0        | 0         | 11         | 1.000       | 0        | 0        | .000         | 0         | 0        | 0        | 0        | 0.0        | 0        | 0.0        | .269 | 3-0   |
| 10/18/2023    | at Northwestern | 3         | 0        | 0        | 0        | .000         | 1        | 1        | 1.000       | 0        | 0         | 8          | 1.000       | 0        | 0        | .000         | 2         | 0        | 0        | 0        | 0.0        | 0        | 0.0        | .395 | 3-0   |
| 10/21/2023    | Wisconsin       | 5         | 0        | 0        | 0        | .000         | 0        | 1        | .000        | 1        | 1         | 13         | .923        | 0        | 0        | .000         | 1         | 0        | 0        | 0        | 0.0        | 0        | 1.0        | .130 | 3-2   |
| 10/27/2023    | Maryland        | 2         | 1        | 0        | 1        | 1.000        | 0        | 0        | .000        | 1        | 1         | 10         | .900        | 0        | 0        | .000         | 2         | 0        | 0        | 0        | 0.0        | 0        | 2.0        | .349 | 3-0   |
| 10/28/2023    | Rutgers         | 3         | 0        | 0        | 0        | .000         | 0        | 0        | .000        | 0        | 1         | 4          | .750        | 0        | 0        | .000         | 0         | 0        | 0        | 0        | 0.0        | 0        | 0.0        | .384 | 3-0   |
| 11/03/2023    | at Penn St.     | 4         | 0        | 0        | 0        | .000         | 0        | 0        | .000        | 0        | 2         | 10         | .800        | 0        | 0        | .000         | 2         | 0        | 0        | 0        | 0.0        | 0        | 0.0        | .288 | 3-2   |
| 11/05/2023    | at Rutgers      | 2         | 0        | 0        | 0        | .000         | 0        | 0        | .000        | 0        | 0         | 3          | 1.000       | 0        | 0        | .000         | 0         | 0        | 0        | 0        | 0.0        | 0        | 0.0        | .288 | 3-0   |
| 11/08/2023    | Northwestern    | 2         | 0        | 0        | 0        | .000         | 0        | 0        | .000        | 0        | 2         | 6          | .667        | 0        | 0        | .000         | 0         | 0        | 0        | 0        | 0.0        | 0        | 0.0        | .278 | 3-1   |
| 11/12/2023    | Illinois        | 4         | 0        | 0        | 0        | .000         | 0        | 0        | .000        | 0        | 0         | 8          | 1.000       | 0        | 0        | .000         | 1         | 0        | 0        | 0        | 0.0        | 0        | 0.0        | .237 | 3-1   |
| 11/17/2023    | Michigan        | 3         | 0        | 0        | 0        | .000         | 0        | 0        | .000        | 0        | 0         | 7          | 1.000       | 0        | 0        | .000         | 1         | 0        | 0        | 0        | 0.0        | 0        | 0.0        | .368 | 3-0   |
| 11/19/2023    | at Iowa         | 3         | 0        | 0        | 0        | .000         | 0        | 1        | .000        | 0        | 0         | 8          | 1.000       | 0        | 1        | 1.000        | 1         | 0        | 0        | 0        | 0.0        | 0        | 0.0        | .233 | 3-0   |
| 11/24/2023    | at Wisconsin    | 2         | 0        | 0        | 0        | .000         | 0        | 0        | .000        | 0        | 0         | 3          | 1.000       | 0        | 0        | .000         | 1         | 0        | 0        | 0        | 0.0        | 0        | 0.0        | .243 | 0-3   |
| 11/25/2023    | at Minnesota    | 4         | 0        | 0        | 0        | .000         | 0        | 2        | .000        | 0        | 0         | 14         | 1.000       | 0        | 0        | .000         | 3         | 0        | 0        | 0        | 0.0        | 0        | 0.0        | .235 | 3-1   |
| 12/01/2023    | LIU             | 3         | 0        | 0        | 0        | .000         | 0        | 0        | .000        | 1        | 0         | 10         | 1.000       | 0        | 0        | .000         | 3         | 0        | 0        | 0        | 0.0        | 0        | 1.0        | .280 | 3-0   |
| 12/02/2023    | Missouri        | 3         | 0        | 0        | 0        | .000         | 0        | 0        | .000        | 0        | 0         | 6          | 1.000       | 0        | 0        | .000         | 1         | 0        | 0        | 0        | 0.0        | 0        | 0.0        | .264 | 3-0   |
| 12/07/2023    | Georgia Tech    | 3         | 0        | 0        | 0        | .000         | 0        | 0        | .000        | 0        | 0         | 7          | 1.000       | 0        | 0        | .000         | 1         | 0        | 0        | 0        | 0.0        | 0        | 0.0        | .326 | 3-0   |
| 12/09/2023    | Arkansas        | 4         | 0        | 0        | 0        | .000         | 0        | 0        | .000        | 0        | 0         | 15         | 1.000       | 0        | 0        | .000         | 1         | 0        | 0        | 0        | 0.0        | 0        | 0.0        | .194 | 3-1   |
| <b>Totals</b> |                 | <b>90</b> | <b>1</b> | <b>0</b> | <b>1</b> | <b>1.000</b> | <b>3</b> | <b>7</b> | <b>.429</b> | <b>7</b> | <b>18</b> | <b>253</b> | <b>.929</b> | <b>0</b> | <b>1</b> | <b>1.000</b> | <b>35</b> | <b>0</b> | <b>0</b> | <b>0</b> | <b>0.0</b> | <b>0</b> | <b>8.0</b> |      |       |

### Player Averages

| Sets Played | Kills per set | Assists per set | Service aces per set | Digs per set | Blocks per set | Points per set |
|-------------|---------------|-----------------|----------------------|--------------|----------------|----------------|
| 90          | 0.01          | 0.03            | 0.08                 | 0.39         | 0.00           | 0.09           |

### 2023 SEASON

- Had five digs in her season debut as a serving sub against Long Beach State (Sept. 9)
- Had three digs in a 3-1 win at Minnesota (Nov. 25)
- Recorded two digs and an ace in a 3-2 win at No. 17 Purdue (Sept. 29)
- Tallied two digs with a service ace and a kill in a sweep of Maryland (Oct. 27)
- Posted two digs in a sweep at Northwestern (Oct. 18)
- Had one dig and one ace in a 3-1 win over No. 21 Kentucky (Sept. 17)
- Notched an ace and a dig in a 3-2 win over No. 1 Wisconsin (Oct. 21)

### CAREER STATISTICS

| SEASON       | TEAM | SM-MP           | K        | K/S         | E        | TA        | PCT         | A          | A/S         | SA        | SA/S        | SE        | DIG        | D/S         | RE       | BS       | BA        | TB        | B/S         | BE       | BHE       | PTS         | PTS/S       |
|--------------|------|-----------------|----------|-------------|----------|-----------|-------------|------------|-------------|-----------|-------------|-----------|------------|-------------|----------|----------|-----------|-----------|-------------|----------|-----------|-------------|-------------|
| 2021-22      | Nebr | 7-2             | 1        | 0.14        | 0        | 5         | .200        | 51         | 7.29        | 0         | 0.00        | 4         | 20         | 2.86        | 0        | 0        | 3         | 3         | 0.43        | 0        | 2         | 2.5         | 0.36        |
| 2022-23      | Nebr | 54-18           | 4        | 0.07        | 1        | 16        | .188        | 271        | 5.02        | 5         | 0.09        | 27        | 105        | 1.94        | 0        | 1        | 11        | 12        | 0.22        | 2        | 21        | 15.5        | 0.29        |
| 2023-24      | Nebr | 90-27           | 1        | 0.01        | 0        | 1         | 1.000       | 3          | 0.03        | 7         | 0.08        | 18        | 35         | 0.39        | 0        | 0        | 0         | 0         | 0.00        | 0        | 0         | 8.0         | 0.09        |
| <b>TOTAL</b> |      | <b>151 - 47</b> | <b>6</b> | <b>0.04</b> | <b>1</b> | <b>22</b> | <b>.227</b> | <b>325</b> | <b>2.15</b> | <b>12</b> | <b>0.08</b> | <b>49</b> | <b>160</b> | <b>1.06</b> | <b>0</b> | <b>1</b> | <b>14</b> | <b>15</b> | <b>0.10</b> | <b>2</b> | <b>23</b> | <b>26.0</b> | <b>0.17</b> |

10

CAROLINE  
JUREVICIUS

FRESHMAN • OUTSIDE HITTER  
6-2 • CLEVELAND, OHIO



**CAREER HONORS & AWARDS**

- Tom Osborne Citizenship Team (2023)

**PERSONAL**

- Born Aug. 9, 2004
- Parents are Joe and Meagan
- Father, Joe, was a Super Bowl champion wide receiver with the Tampa Bay Buccaneers in 2002
- Major is International business

2023 MATCH-BY-MATCH

# 11 HAYDEN KUBIK

SOPHOMORE • OUTSIDE HITTER  
6-2 • WEST DES MOINES, IOWA



**CAREER HONORS & AWARDS**

- Academic All-Big Ten (2023; Beach-2023)
- Nebraska Scholar-Athlete Honor Roll (Fall 2022; Spring 2022)
- Tom Osborne Citizenship Team (2022, 2023)

**PERSONAL**

- Born April 8, 2004
- Parents are Brad and Renae
- Major is communication studies

**2023 MATCH-BY-MATCH**

| Date          | Opponent     | SP       | Attack   |          |           |              | Set      |          |             | Serve    |          |          | Receipt     |          |           | Blocking    |          |          |          | Team     |          |          |          |          |            |      |     |
|---------------|--------------|----------|----------|----------|-----------|--------------|----------|----------|-------------|----------|----------|----------|-------------|----------|-----------|-------------|----------|----------|----------|----------|----------|----------|----------|----------|------------|------|-----|
|               |              |          | K        | E        | TA        | PCT          | A        | TA       | PCT         | SA       | SE       | TA       | PCT         | RE       | TA        | PCT         | DIG      | BS       | BA       | BE       | TOTAL    | BHE      | POINTS   | HIT%     | SCORE      |      |     |
| 08/27/2023    | SMU          | 1        | 0        | 2        | 2         | -1.000       | 0        | 0        | .000        | 0        | 0        | 0        | 0           | 0        | .000      | 0           | 0        | 0        | 0        | 0        | 0        | 0        | 0        | 0        | 0.0        | .144 | 3-0 |
| 08/30/2023    | Omaha        | 1        | 0        | 0        | 0         | .000         | 0        | 0        | .000        | 0        | 0        | 0        | 0           | 0        | .000      | 0           | 0        | 0        | 0        | 0        | 0        | 0        | 0        | 0        | 0.0        | .263 | 3-0 |
| 10/13/2023    | Michigan St. | 2        | 2        | 0        | 2         | 1.000        | 0        | 1        | .000        | 0        | 0        | 3        | 1.000       | 0        | 5         | 1.000       | 1        | 0        | 0        | 0        | 0        | 0        | 0        | 0        | 2.0        | .302 | 3-1 |
| 10/14/2023    | Penn St.     | 1        | 0        | 0        | 0         | .000         | 0        | 0        | .000        | 0        | 1        | 1        | .000        | 0        | 1         | 1.000       | 1        | 0        | 0        | 0        | 0        | 0        | 0        | 0        | 0.0        | .269 | 3-0 |
| 10/21/2023    | Wisconsin    | 1        | 1        | 2        | 4         | -.250        | 0        | 0        | .000        | 0        | 0        | 0        | .000        | 0        | 2         | 1.000       | 0        | 0        | 0        | 0        | 0        | 0        | 0        | 0        | 1.0        | .130 | 3-2 |
| 10/27/2023    | Maryland     | 1        | 0        | 2        | 2         | -1.000       | 0        | 0        | .000        | 0        | 0        | 0        | .000        | 1        | 3         | .667        | 0        | 0        | 0        | 0        | 0        | 0        | 0        | 0        | 0.0        | .349 | 3-0 |
| 10/28/2023    | Rutgers      | 1        | 0        | 0        | 1         | .000         | 0        | 0        | .000        | 0        | 0        | 0        | .000        | 0        | 0         | .000        | 3        | 0        | 0        | 0        | 0        | 0        | 0        | 0        | 0.0        | .384 | 3-0 |
| 11/12/2023    | Illinois     | 1        | 0        | 0        | 1         | .000         | 0        | 0        | .000        | 0        | 0        | 0        | .000        | 0        | 2         | 1.000       | 0        | 0        | 0        | 0        | 0        | 0        | 0        | 0        | 0.0        | .237 | 3-1 |
| <b>Totals</b> |              | <b>9</b> | <b>3</b> | <b>6</b> | <b>12</b> | <b>-.250</b> | <b>0</b> | <b>1</b> | <b>.000</b> | <b>0</b> | <b>1</b> | <b>4</b> | <b>.750</b> | <b>1</b> | <b>13</b> | <b>.923</b> | <b>6</b> | <b>0</b> | <b>0</b> | <b>0</b> | <b>0</b> | <b>0</b> | <b>0</b> | <b>0</b> | <b>3.0</b> |      |     |

**Player Averages**

| Sets Played | Kills per set | Assists per set | Service aces per set | Digs per set | Blocks per set | Points per set |
|-------------|---------------|-----------------|----------------------|--------------|----------------|----------------|
| 9           | 0.33          | 0.00            | 0.00                 | 0.67         | 0.00           | 0.33           |

**2023 SEASON**

- Produced a pair of kills on two swings in a 3-1 win against Michigan State (Oct. 13)
- Recorded a kill in a 3-2 win over No. 1 Wisconsin (Oct. 21)
- Made three digs in a sweep of Rutgers (Oct. 28)
- Had one dig in her season debut against SMU (Aug. 27)

**CAREER STATISTICS**

| SEASON       | TEAM | SM-MP          | K         | K/S         | E        | TA        | PCT         | A        | A/S         | SA       | SA/S        | SE       | DIG       | D/S         | RE       | BS       | BA       | TB       | B/S         | BE       | BHE      | PTS         | PTS/S       |
|--------------|------|----------------|-----------|-------------|----------|-----------|-------------|----------|-------------|----------|-------------|----------|-----------|-------------|----------|----------|----------|----------|-------------|----------|----------|-------------|-------------|
| 2022-23      | Nebr | 8-4            | 7         | 0.88        | 1        | 22        | .273        | 1        | 0.13        | 0        | 0.00        | 0        | 7         | 0.88        | 0        | 0        | 1        | 1        | 0.13        | 0        | 0        | 7.5         | 0.94        |
| 2023-24      | Nebr | 9-8            | 3         | 0.33        | 6        | 12        | -.250       | 0        | 0.00        | 0        | 0.00        | 1        | 6         | 0.67        | 1        | 0        | 0        | 0        | 0.00        | 0        | 0        | 3.0         | 0.33        |
| <b>TOTAL</b> |      | <b>17 - 12</b> | <b>10</b> | <b>0.59</b> | <b>7</b> | <b>34</b> | <b>.088</b> | <b>1</b> | <b>0.06</b> | <b>0</b> | <b>0.00</b> | <b>1</b> | <b>13</b> | <b>0.76</b> | <b>1</b> | <b>0</b> | <b>1</b> | <b>1</b> | <b>0.06</b> | <b>0</b> | <b>0</b> | <b>10.5</b> | <b>0.62</b> |



#14 ALLY BATENHORST

14 ALLY BATENHORST

JUNIOR • OUTSIDE HITTER 6-5 • HOUSTON, TEXAS



CAREER HONORS & AWARDS

- Louisville Regional All-Tournament Team (2022)
Big Ten Distinguished Scholar (Beach-2022)
Academic All-District (2022)
Academic All-Big Ten (2022, 2023; Beach-2022, 2023)
Nebraska Scholar-Athlete Honor Roll (Fall 2021, 2022; Spring 2021, 2022)
Tom Osborne Citizenship Team (2022, 2023)

PERSONAL

- Born on July 26, 2002 in Omaha, Neb.
Parents are Kurt and Susan Batenhorst
Susan attended Nebraska and Kurt played basketball and ran track at Nebraska Wesleyan
Major is communication studies

2023 MATCH-BY-MATCH

Table with columns: Date, Opponent, SP, Attack (K, E, TA, PCT), Set (A, TA, PCT), Serve (SA, SE, TA, PCT), Recept (RE, TA, PCT), Blocking (DIG, BS, BA, BE, TOTAL), Team (BHE, POINTS, HIT%, SCORE)

Player Averages

Table with columns: Sets Played, Kills per set, Assists per set, Service aces per set, Digs per set, Blocks per set, Points per set

2023 SEASON

- Notched 13 kills in a 3-2 win over No. 1 Wisconsin (Oct. 21)
Also had 13 kills and hit .545 along with four blocks in a sweep of Rutgers (Oct. 28)
Had 13 kills and two blocks in a 3-1 win at Minnesota (Nov. 25)
Recorded 12 kills and two digs in a 3-1 win over No. 21 Kentucky (Sept. 17)
Tallied 11 kills in a 3-1 win over Illinois (Nov. 12)
Finished with 11 kills and seven digs in a sweep at Rutgers (Nov. 5)
Put down 10 kills in a sweep of Georgia Tech (Dec. 7)
Posted 10 kills in a 3-1 win over Northwestern (Nov. 8)
Registered nine kills in a sweep at Iowa (Nov. 19)
Had nine kills and hit .333 in a sweep of No. 12 Minnesota (Sept. 24)
Recorded seven kills and four blocks in a 3-2 reverse sweep at No. 16 Penn State (Nov. 3)
Posted six kills on eight swings (.750) in a sweep of Long Beach State (Sept. 9)
Had five kills and two blocks in a sweep of Lipscomb (Aug. 26)
Tallied five kills and hit .455 against Michigan State (Oct. 13)
Registered a career-high seven blocks in a sweep of No. 21 Ohio State (Sept. 22)

CAREER STATISTICS

Table with columns: SEASON, TEAM, SM-MP, K, K/S, E, TA, PCT, A, A/S, SA, SA/S, SE, DIG, D/S, RE, BS, BA, TB, B/S, BE, BHE, PTS, PTS/S



# 15 ANDI JACKSON

FRESHMAN • MIDDLE BLOCKER  
6-3 • BRIGHTON, COLO.



2023 MATCH-BY-MATCH

| Date          | Opponent        | SP | Attack     |            |           | Set         |          |           | Serve       |          |          | Receipt     |          |          | Blocking    |           |          | Team       |          |              |          |              |        |      |
|---------------|-----------------|----|------------|------------|-----------|-------------|----------|-----------|-------------|----------|----------|-------------|----------|----------|-------------|-----------|----------|------------|----------|--------------|----------|--------------|--------|------|
|               |                 |    | K          | E          | TA        | PCT         | A        | TA        | PCT         | SA       | SE       | TA          | PCT      | RE       | TA          | PCT       | DIG      | BS         | BA       | BE           | TOTAL    | BHE          | POINTS | HIT% |
| 08/26/2023    | Lipscomb        | *3 | 8          | 1          | 10        | .700        | 0        | 1         | .000        | 0        | 0        | .000        | 0        | 0        | .000        | 0         | 0        | 4          | 1        | 4.0          | 0        | 10.0         | .366   | 3-0  |
| 08/27/2023    | SMU             | *3 | 5          | 2          | 9         | .333        | 0        | 0         | .000        | 0        | 0        | .000        | 0        | 0        | .000        | 0         | 0        | 7          | 0        | 7.0          | 0        | 8.5          | .144   | 3-0  |
| 08/30/2023    | Omaha           | *3 | 8          | 2          | 12        | .500        | 0        | 1         | .000        | 0        | 0        | .000        | 0        | 0        | .000        | 0         | 0        | 2          | 0        | 2.0          | 1        | 9.0          | .263   | 3-0  |
| 09/03/2023    | at Kansas St.   | *3 | 10         | 1          | 12        | .750        | 0        | 0         | .000        | 0        | 0        | .000        | 0        | 0        | .000        | 1         | 1        | 4          | 0        | 5.0          | 0        | 13.0         | .277   | 3-0  |
| 09/06/2023    | Creighton       | *4 | 5          | 1          | 15        | .267        | 0        | 2         | .000        | 0        | 0        | .000        | 0        | 1        | 1.000       | 0         | 0        | 6          | 1        | 6.0          | 0        | 8.0          | .305   | 3-1  |
| 09/09/2023    | Long Beach St.  | *3 | 8          | 0          | 12        | .667        | 0        | 0         | .000        | 0        | 0        | .000        | 1        | 1        | .000        | 0         | 0        | 4          | 0        | 4.0          | 0        | 10.0         | .393   | 3-0  |
| 09/12/2023    | at Stanford     | *4 | 8          | 2          | 13        | .462        | 0        | 0         | .000        | 0        | 0        | .000        | 0        | 0        | .000        | 0         | 0        | 3          | 1        | 3.0          | 0        | 9.5          | .333   | 3-1  |
| 09/17/2023    | Kentucky        | *4 | 10         | 2          | 16        | .500        | 0        | 2         | .000        | 0        | 0        | .000        | 0        | 0        | .000        | 1         | 1        | 2          | 0        | 3.0          | 0        | 12.0         | .338   | 3-1  |
| 09/22/2023    | Ohio St.        | *3 | 6          | 0          | 10        | .600        | 0        | 0         | .000        | 0        | 0        | .000        | 0        | 0        | .000        | 1         | 0        | 5          | 1        | 5.0          | 0        | 8.5          | .333   | 3-0  |
| 09/24/2023    | Minnesota       | *3 | 7          | 2          | 14        | .357        | 0        | 0         | .000        | 0        | 0        | .000        | 1        | 1        | .000        | 1         | 0        | 1          | 0        | 1.0          | 0        | 7.5          | .214   | 3-0  |
| 09/29/2023    | at Purdue       | *5 | 12         | 5          | 25        | .280        | 1        | 2         | .500        | 0        | 0        | .000        | 0        | 1        | 1.000       | 0         | 0        | 7          | 0        | 7.0          | 0        | 15.5         | .311   | 3-2  |
| 09/30/2023    | at Indiana      | *4 | 8          | 5          | 17        | .176        | 0        | 1         | .000        | 0        | 0        | .000        | 0        | 0        | .000        | 0         | 0        | 2          | 2        | 2.0          | 0        | 9.0          | .338   | 3-1  |
| 10/06/2023    | at Michigan St. | *4 | 7          | 5          | 12        | .167        | 0        | 2         | .000        | 0        | 0        | .000        | 0        | 0        | .000        | 1         | 0        | 2          | 0        | 2.0          | 0        | 8.0          | .168   | 3-1  |
| 10/07/2023    | at Michigan     | *3 | 5          | 3          | 11        | .182        | 1        | 2         | .500        | 0        | 0        | .000        | 0        | 0        | .000        | 1         | 0        | 3          | 0        | 3.0          | 0        | 6.5          | .343   | 3-0  |
| 10/13/2023    | Michigan St.    | *4 | 13         | 2          | 21        | .524        | 0        | 1         | .000        | 0        | 0        | .000        | 0        | 0        | .000        | 2         | 1        | 5          | 0        | 6.0          | 0        | 16.5         | .302   | 3-1  |
| 10/14/2023    | Penn St.        | *3 | 2          | 2          | 6         | .000        | 0        | 0         | .000        | 0        | 0        | .000        | 0        | 0        | .000        | 0         | 0        | 0          | 0        | 5.0          | 0        | 4.5          | .269   | 3-0  |
| 10/18/2023    | at Northwestern | *3 | 7          | 1          | 9         | .667        | 0        | 0         | .000        | 0        | 0        | .000        | 0        | 0        | .000        | 0         | 1        | 2          | 0        | 3.0          | 0        | 9.0          | .395   | 3-0  |
| 10/21/2023    | Wisconsin       | *5 | 8          | 4          | 23        | .174        | 1        | 4         | .250        | 0        | 0        | .000        | 0        | 0        | .000        | 0         | 0        | 4          | 0        | 4.0          | 0        | 10.0         | .130   | 3-2  |
| 10/27/2023    | Maryland        | *3 | 8          | 1          | 11        | .636        | 0        | 0         | .000        | 0        | 0        | .000        | 0        | 0        | .000        | 0         | 0        | 4          | 0        | 4.0          | 0        | 10.0         | .349   | 3-0  |
| 10/28/2023    | Rutgers         | *3 | 8          | 3          | 14        | .357        | 0        | 0         | .000        | 0        | 0        | .000        | 0        | 0        | .000        | 0         | 0        | 6          | 0        | 6.0          | 0        | 11.0         | .384   | 3-0  |
| 11/03/2023    | at Penn St.     | *5 | 9          | 2          | 18        | .389        | 0        | 1         | .000        | 0        | 0        | .000        | 0        | 0        | .000        | 0         | 0        | 3          | 0        | 3.0          | 1        | 10.5         | .288   | 3-2  |
| 11/05/2023    | at Rutgers      | *3 | 7          | 0          | 15        | .467        | 1        | 1         | 1.000       | 0        | 0        | .000        | 0        | 0        | .000        | 0         | 0        | 1          | 0        | 1.0          | 0        | 7.5          | .288   | 3-0  |
| 11/08/2023    | Northwestern    | *4 | 8          | 2          | 10        | .600        | 0        | 2         | .000        | 0        | 0        | .000        | 0        | 1        | 1.000       | 1         | 0        | 6          | 2        | 6.0          | 0        | 11.0         | .278   | 3-1  |
| 11/12/2023    | Illinois        | *4 | 9          | 0          | 11        | .818        | 1        | 2         | .500        | 0        | 0        | .000        | 0        | 0        | .000        | 1         | 0        | 3          | 0        | 3.0          | 0        | 10.5         | .237   | 3-1  |
| 11/17/2023    | Michigan        | *3 | 9          | 1          | 11        | .727        | 0        | 1         | .000        | 0        | 0        | .000        | 0        | 0        | .000        | 1         | 0        | 3          | 0        | 3.0          | 0        | 10.5         | .368   | 3-0  |
| 11/19/2023    | at Iowa         | *3 | 7          | 3          | 13        | .308        | 0        | 0         | .000        | 0        | 0        | .000        | 0        | 0        | .000        | 1         | 0        | 3          | 1        | 3.0          | 0        | 8.5          | .233   | 3-0  |
| 11/24/2023    | at Wisconsin    | *3 | 3          | 2          | 8         | .125        | 0        | 0         | .000        | 0        | 0        | .000        | 0        | 0        | .000        | 0         | 1        | 0          | 0        | 1.0          | 0        | 4.0          | .243   | 0-3  |
| 11/25/2023    | at Minnesota    | *4 | 3          | 3          | 12        | .000        | 0        | 0         | .000        | 0        | 0        | .000        | 0        | 0        | .000        | 0         | 0        | 3          | 0        | 3.0          | 0        | 4.5          | .235   | 3-1  |
| 12/01/2023    | LIU             | *3 | 6          | 3          | 10        | .300        | 0        | 0         | .000        | 0        | 0        | .000        | 0        | 0        | .000        | 1         | 0        | 2          | 0        | 2.0          | 0        | 7.0          | .280   | 3-0  |
| 12/02/2023    | Missouri        | *3 | 3          | 2          | 9         | .111        | 0        | 1         | .000        | 0        | 0        | .000        | 0        | 0        | .000        | 0         | 0        | 6          | 0        | 6.0          | 0        | 6.0          | .264   | 3-0  |
| 12/07/2023    | Georgia Tech    | *3 | 4          | 0          | 6         | .667        | 0        | 1         | .000        | 0        | 0        | .000        | 0        | 0        | .000        | 0         | 0        | 5          | 0        | 5.0          | 0        | 6.5          | .326   | 3-0  |
| 12/09/2023    | Arkansas        | *4 | 7          | 2          | 13        | .385        | 0        | 1         | .000        | 0        | 0        | .000        | 0        | 0        | .000        | 2         | 0        | 4          | 0        | 4.0          | 0        | 9.0          | .194   | 3-1  |
| <b>Totals</b> |                 |    | <b>112</b> | <b>228</b> | <b>64</b> | <b>.402</b> | <b>5</b> | <b>28</b> | <b>.179</b> | <b>0</b> | <b>0</b> | <b>.000</b> | <b>2</b> | <b>5</b> | <b>.600</b> | <b>16</b> | <b>5</b> | <b>117</b> | <b>9</b> | <b>122.0</b> | <b>2</b> | <b>291.5</b> |        |      |

Player Averages

| Sets Played | Kills per set | Assists per set | Service aces per set | Digs per set | Blocks per set | Points per set |
|-------------|---------------|-----------------|----------------------|--------------|----------------|----------------|
| 112         | 2.04          | 0.04            | 0.00                 | 0.14         | 1.09           | 2.60           |

CAREER HONORS & AWARDS

- AVCA All-Region Team (2023)
- All-Big Ten Second Team (2023)
- Big Ten All-Freshman Team (2023)
- Big Ten Freshman of the Week (Nov. 13, 2023)
- Tom Osborne Citizenship Team (2023)

PERSONAL

- Born June 15, 2005
- Parents are Dennis and Heidi
- Major is business administration

2023 SEASON

- Named to the AVCA All-Region Team, All-Big Ten Second Team and Big Ten All-Freshman Team
- Named Big Ten Freshman of the Week on Nov. 13 after eight kills and six blocks on .600 hitting against Northwestern, and nine kills and three blocks on .818 hitting against Illinois
- Put down 13 kills and hit .524 with six blocks in a 3-1 win over Michigan State (Oct. 13)
- Tallied 12 kills and seven blocks in a 3-2 win at No. 17 Purdue (Sept. 29)
- Had 10 kills and five blocks and hit .750 in a sweep at Kansas State (Sept. 3)
- Recorded 10 kills and hit .500 with three blocks in a 3-1 win over No. 21 Kentucky (Sept. 17)
- Posted nine kills and three blocks while hitting .389 in a 3-2 reverse sweep at No. 16 Penn State (Nov. 3)
- Registered nine kills on .727 hitting with three blocks in a sweep of Michigan (Nov. 17)
- Tallied eight kills in matches against Lipscomb (Aug. 26), Omaha (Aug. 30), Long Beach State (Sept. 9) and No. 5 Stanford (Sept. 12)
- Recorded seven kills and hit .667 in a sweep at Northwestern (Oct. 18)
- Put down eight kills and four blocks in a 3-2 win over No. 1 Wisconsin (Oct. 21)
- Recorded eight kills on .636 hitting with four blocks in a sweep of Maryland (Oct. 27)
- Also had eight kills and hit .357 with six blocks in a sweep of Rutgers (Oct. 28)
- Had seven blocks in a sweep of SMU (Aug. 27) and six blocks in a 3-1 win against No. 16 Creighton (Sept. 6)
- Posted a .515 hitting percentage in non-conference play, the second-best mark in the nation

CAREER STATISTICS

| SEASON       | TEAM | SM-MP           | K          | K/S         | E         | TA         | PCT         | A        | A/S         | SA       | SA/S        | SE       | DIG       | D/S         | RE       | BS       | BA         | TB         | B/S         | BE       | BHE      | PTS          | PTS/S       |
|--------------|------|-----------------|------------|-------------|-----------|------------|-------------|----------|-------------|----------|-------------|----------|-----------|-------------|----------|----------|------------|------------|-------------|----------|----------|--------------|-------------|
| 2023-24      | Nebr | 112-32          | 228        | 2.04        | 64        | 408        | .402        | 5        | 0.04        | 0        | 0.00        | 0        | 16        | 0.14        | 2        | 5        | 117        | 122        | 1.09        | 9        | 2        | 291.5        | 2.60        |
| <b>TOTAL</b> |      | <b>112 - 32</b> | <b>228</b> | <b>2.04</b> | <b>64</b> | <b>408</b> | <b>.402</b> | <b>5</b> | <b>0.04</b> | <b>0</b> | <b>0.00</b> | <b>0</b> | <b>16</b> | <b>0.14</b> | <b>2</b> | <b>5</b> | <b>117</b> | <b>122</b> | <b>1.09</b> | <b>9</b> | <b>2</b> | <b>291.5</b> | <b>2.60</b> |

# 22 LINDSAY KRAUSE

JUNIOR • OUTSIDE HITTER  
6-4 • PAPILLION, NEB.



**CAREER HONORS & AWARDS**

- Big Ten Player of the Week (Oct. 9, 2023)
- NCAA Austin Regional All-Tournament Team (2021)
- Big Ten All-Freshman Team (2021)
- Big Ten Freshman of the Week (Sept. 27, 2021)
- Academic All-District (2022)
- Academic All-Big Ten (2022, 2023; Beach-2023)
- Nebraska Scholar-Athlete Honor Roll (Fall 2021; Spring 2022)
- Tom Osborne Citizenship Team (2022, 2023)

**PERSONAL**

- Born on Dec. 11, 2002, in Omaha, Neb.
- Parents are Pat Krause and JoAnna Draper
- Major is English

**2023 MATCH-BY-MATCH**

| Date          | Opponent        | SP        | Attack     |           |            | Set         |          |           | Serve       |          |          | Receipt   |             |          | Blocking  |             |           | Team     |           |          |             |          |              |      |       |
|---------------|-----------------|-----------|------------|-----------|------------|-------------|----------|-----------|-------------|----------|----------|-----------|-------------|----------|-----------|-------------|-----------|----------|-----------|----------|-------------|----------|--------------|------|-------|
|               |                 |           | K          | E         | TA         | PCT         | A        | TA        | PCT         | SA       | SE       | TA        | PCT         | RE       | TA        | PCT         | DIG       | BS       | BA        | BE       | TOTAL       | BHE      | POINTS       | HIT% | SCORE |
| 08/25/2023    | Utah St.        | 3         | 6          | 3         | 21         | .143        | 0        | 1         | .000        | 2        | 1        | 14        | .929        | 0        | 0         | .000        | 2         | 0        | 0         | 0        | 0           | 0        | 8.0          | .286 | 3-0   |
| 08/26/2023    | Lipscomb        | 1         | 2          | 0         | 2          | 1.000       | 0        | 0         | .000        | 0        | 1        | 1         | 1.000       | 0        | 0         | .000        | 0         | 0        | 0         | 0        | 0           | 2.0      | .366         | 3-0  |       |
| 08/27/2023    | SMU             | 3         | 3          | 4         | 21         | -.048       | 0        | 0         | .000        | 0        | 0        | 0         | .000        | 0        | 2         | 1.000       | 3         | 0        | 5         | 0        | 5.0         | 5.5      | .144         | 3-0  |       |
| 08/30/2023    | Omaha           | 2         | 5          | 2         | 13         | .231        | 0        | 0         | .000        | 0        | 0        | 0         | .000        | 0        | 4         | 1.000       | 1         | 0        | 1         | 0        | 1.0         | 5.5      | .263         | 3-0  |       |
| 09/03/2023    | at Kansas St.   | 3         | 9          | 3         | 21         | .286        | 1        | 5         | .200        | 0        | 0        | 3         | 1.000       | 0        | 2         | 1.000       | 5         | 0        | 4         | 0        | 4.0         | 11.0     | .277         | 3-0  |       |
| 09/06/2023    | Creighton       | 4         | 12         | 1         | 23         | .478        | 0        | 0         | .000        | 0        | 0        | 0         | .000        | 0        | 5         | 1.000       | 1         | 0        | 3         | 0        | 3.0         | 13.5     | .305         | 3-1  |       |
| 09/09/2023    | Long Beach St.  | 2         | 4          | 3         | 10         | .100        | 0        | 2         | .000        | 0        | 0        | 0         | .000        | 0        | 2         | 1.000       | 1         | 2        | 0         | 3.0      | 0           | 6.0      | .393         | 3-0  |       |
| 09/12/2023    | at Stanford     | 4         | 7          | 5         | 22         | .091        | 0        | 1         | .000        | 0        | 0        | 0         | .000        | 0        | 7         | 1.000       | 1         | 0        | 3         | 0        | 3.0         | 8.5      | .333         | 3-1  |       |
| 09/29/2023    | at Purdue       | 5         | 8          | 1         | 17         | .412        | 1        | 1         | 1.000       | 0        | 0        | 0         | .000        | 0        | 4         | 1.000       | 1         | 0        | 3         | 0        | 3.0         | 9.5      | .311         | 3-2  |       |
| 09/30/2023    | at Indiana      | 4         | 9          | 1         | 17         | .471        | 0        | 1         | .000        | 0        | 0        | 0         | .000        | 0        | 5         | 1.000       | 2         | 0        | 1         | 0        | 1.0         | 9.5      | .338         | 3-1  |       |
| 10/06/2023    | at Michigan St. | 4         | 9          | 1         | 21         | .381        | 1        | 3         | .333        | 2        | 2        | 6         | .667        | 0        | 3         | 1.000       | 4         | 0        | 0         | 0        | 0.0         | 11.0     | .168         | 3-1  |       |
| 10/07/2023    | at Michigan     | 3         | 15         | 1         | 27         | .519        | 0        | 0         | .000        | 2        | 2        | 16        | .875        | 1        | 5         | .800        | 5         | 0        | 0         | 0        | 0.0         | 17.0     | .343         | 3-0  |       |
| 10/13/2023    | Michigan St.    | 3         | 8          | 5         | 22         | .136        | 0        | 0         | .000        | 0        | 1        | 9         | .889        | 1        | 4         | .750        | 1         | 0        | 0         | 0        | 0.0         | 8.0      | .302         | 3-1  |       |
| 10/14/2023    | Penn St.        | 3         | 13         | 4         | 30         | .300        | 1        | 2         | .500        | 2        | 1        | 9         | .889        | 0        | 5         | 1.000       | 3         | 0        | 2         | 0        | 2.0         | 16.0     | .269         | 3-0  |       |
| <b>Totals</b> |                 | <b>44</b> | <b>110</b> | <b>34</b> | <b>267</b> | <b>.285</b> | <b>4</b> | <b>16</b> | <b>.250</b> | <b>8</b> | <b>8</b> | <b>58</b> | <b>.862</b> | <b>2</b> | <b>48</b> | <b>.958</b> | <b>30</b> | <b>1</b> | <b>24</b> | <b>0</b> | <b>25.0</b> | <b>0</b> | <b>131.0</b> |      |       |

**Player Averages**

| Sets Played | Kills per set | Assists per set | Service aces per set | Digs per set | Blocks per set | Points per set |
|-------------|---------------|-----------------|----------------------|--------------|----------------|----------------|
| 44          | 2.50          | 0.09            | 0.18                 | 0.68         | 0.57           | 2.98           |

**2023 SEASON**

- Named Big Ten Player of the Week on Oct. 9 following her matches at Michigan State and Michigan in which she had 15 kills on .519 hitting at Michigan and nine kills on .381 hitting at Michigan State
- Recorded 13 kills with a .300 hitting percentage in a sweep of No. 13 Penn State (Oct. 14)
- Posted 12 kills with a .478 hitting percentage to go with three blocks in a 3-1 win over No. 16 Creighton (Sept. 6)
- Had nine kills and hit .471 in a 3-1 win at Indiana (Sept. 30)
- Put down nine kills with four blocks in a sweep at Kansas State (Sept. 3)
- Recorded eight kills and hit .412 with three blocks in a 3-2 win at No. 17 Purdue (Sept. 29)
- Had seven kills and three blocks in a 3-1 win at No. 5 Stanford (Sept. 12)
- Tallied five blocks in a sweep of SMU (Aug. 27)

**CAREER STATISTICS**

| SEASON       | TEAM | SM-MP           | K          | K/S         | E          | TA          | PCT         | A         | A/S         | SA       | SA/S        | SE        | DIG        | D/S         | RE        | BS       | BA         | TB         | B/S         | BE       | BHE      | PTS          | PTS/S       |
|--------------|------|-----------------|------------|-------------|------------|-------------|-------------|-----------|-------------|----------|-------------|-----------|------------|-------------|-----------|----------|------------|------------|-------------|----------|----------|--------------|-------------|
| 2021-22      | Nebr | 112-33          | 267        | 2.38        | 104        | 725         | .225        | 7         | 0.06        | 1        | 0.01        | 3         | 88         | 0.79        | 4         | 3        | 87         | 90         | 0.80        | 4        | 0        | 314.5        | 2.81        |
| 2022-23      | Nebr | 106-31          | 239        | 2.25        | 73         | 617         | .269        | 9         | 0.08        | 0        | 0.00        | 2         | 45         | 0.42        | 4         | 2        | 42         | 44         | 0.42        | 5        | 0        | 262.0        | 2.47        |
| 2023-24      | Nebr | 44-14           | 110        | 2.50        | 34         | 267         | .285        | 4         | 0.09        | 8        | 0.18        | 8         | 30         | 0.68        | 2         | 1        | 24         | 25         | 0.57        | 0        | 0        | 131.0        | 2.98        |
| <b>TOTAL</b> |      | <b>262 - 78</b> | <b>616</b> | <b>2.35</b> | <b>211</b> | <b>1609</b> | <b>.252</b> | <b>20</b> | <b>0.08</b> | <b>9</b> | <b>0.03</b> | <b>13</b> | <b>163</b> | <b>0.62</b> | <b>10</b> | <b>6</b> | <b>153</b> | <b>159</b> | <b>0.61</b> | <b>9</b> | <b>0</b> | <b>707.5</b> | <b>2.70</b> |

# 27 HARPER MURRAY

FRESHMAN • OUTSIDE HITTER  
6-2 • ANN ARBOR, MICH.



2023 MATCH-BY-MATCH

| Date          | Opponent        | SP | Attack     |            |            |            | Set         |           |            |             | Serve     |           |            |             | Recept    |            |             | Blocking   |          |           | Team     |             |          |              |       |
|---------------|-----------------|----|------------|------------|------------|------------|-------------|-----------|------------|-------------|-----------|-----------|------------|-------------|-----------|------------|-------------|------------|----------|-----------|----------|-------------|----------|--------------|-------|
|               |                 |    | K          | E          | TA         | PCT        | A           | TA        | PCT        | SA          | SE        | TA        | PCT        | RE          | TA        | PCT        | DIG         | BS         | BA       | BE        | TOTAL    | BHE         | POINTS   | HIT%         | SCORE |
| 08/25/2023    | Utah St.        | *3 | 9          | 2          | 20         | .350       | 2           | 2         | 1.000      | 1           | 2         | 10        | .800       | 3           | 24        | .875       | 4           | 1          | 4        | 0         | 5.0      | 0           | 13.0     | .286         | 3-0   |
| 08/26/2023    | Lipscomb        | *3 | 10         | 3          | 18         | .389       | 2           | 2         | 1.000      | 3           | 0         | 21        | 1.000      | 3           | 13        | .769       | 7           | 0          | 0        | 0         | 0.0      | 0           | 13.0     | .366         | 3-0   |
| 08/27/2023    | SMU             | *3 | 14         | 5          | 29         | .310       | 0           | 3         | .000       | 1           | 3         | 16        | .813       | 1           | 14        | .929       | 10          | 0          | 1        | 0         | 1.0      | 0           | 15.5     | .144         | 3-0   |
| 08/30/2023    | Omaha           | *3 | 6          | 2          | 15         | .267       | 0           | 0         | .000       | 1           | 4         | 10        | .600       | 1           | 9         | .889       | 1           | 0          | 0        | 0         | 0.0      | 0           | 7.0      | .263         | 3-0   |
| 09/03/2023    | at Kansas St.   | *3 | 9          | 3          | 26         | .231       | 0           | 0         | .000       | 0           | 2         | 14        | .857       | 1           | 22        | .955       | 5           | 0          | 0        | 0         | 0.0      | 0           | 9.0      | .277         | 3-0   |
| 09/06/2023    | Creighton       | *4 | 10         | 3          | 25         | .280       | 0           | 2         | .000       | 0           | 1         | 16        | .938       | 0           | 19        | 1.000      | 3           | 1          | 1        | 0         | 2.0      | 0           | 11.5     | .305         | 3-1   |
| 09/09/2023    | Long Beach St.  | *3 | 10         | 4          | 18         | .333       | 1           | 3         | .333       | 0           | 3         | 11        | .727       | 0           | 11        | 1.000      | 3           | 0          | 3        | 0         | 3.0      | 0           | 11.5     | .393         | 3-0   |
| 09/12/2023    | at Stanford     | *4 | 12         | 2          | 24         | .417       | 3           | 6         | .500       | 3           | 5         | 16        | .688       | 3           | 19        | .842       | 6           | 0          | 4        | 0         | 4.0      | 0           | 17.0     | .333         | 3-1   |
| 09/17/2023    | Kentucky        | *4 | 17         | 5          | 39         | .308       | 3           | 12        | .250       | 0           | 2         | 15        | .867       | 3           | 37        | .919       | 10          | 0          | 3        | 0         | 3.0      | 0           | 18.5     | .338         | 3-1   |
| 09/22/2023    | Ohio St.        | *3 | 11         | 4          | 26         | .269       | 3           | 5         | .600       | 0           | 3         | 12        | .750       | 1           | 12        | .917       | 8           | 2          | 0        | 2         | 2.0      | 0           | 12.0     | .333         | 3-0   |
| 09/24/2023    | Minnesota       | *3 | 13         | 8          | 27         | .185       | 1           | 3         | .333       | 1           | 2         | 20        | .900       | 0           | 15        | 1.000      | 8           | 0          | 1        | 0         | 1.0      | 0           | 14.5     | .214         | 3-0   |
| 09/29/2023    | at Purdue       | *5 | 21         | 10         | 52         | .212       | 3           | 4         | .750       | 0           | 3         | 16        | .813       | 1           | 32        | .969       | 10          | 2          | 1        | 2         | 0.0      | 0           | 22.0     | .311         | 3-2   |
| 09/30/2023    | at Indiana      | *4 | 17         | 3          | 38         | .368       | 2           | 4         | .500       | 0           | 7         | 17        | .588       | 0           | 21        | 1.000      | 5           | 0          | 0        | 0         | 0.0      | 0           | 17.0     | .338         | 3-1   |
| 10/06/2023    | at Michigan St. | *4 | 12         | 6          | 34         | .176       | 1           | 4         | .250       | 2           | 5         | 19        | .737       | 1           | 23        | .957       | 7           | 1          | 0        | 0         | 1.0      | 0           | 15.0     | .168         | 3-1   |
| 10/07/2023    | at Michigan     | *3 | 13         | 2          | 26         | .423       | 0           | 2         | .000       | 2           | 2         | 18        | .889       | 3           | 21        | .857       | 11          | 0          | 3        | 0         | 3.0      | 0           | 16.5     | .343         | 3-0   |
| 10/13/2023    | Michigan St.    | *4 | 7          | 5          | 25         | .080       | 0           | 2         | .000       | 0           | 2         | 12        | .833       | 1           | 25        | .960       | 7           | 1          | 2        | 0         | 3.0      | 0           | 9.0      | .302         | 3-1   |
| 10/14/2023    | Penn St.        | *3 | 10         | 4          | 22         | .273       | 3           | 7         | .429       | 0           | 3         | 16        | .813       | 0           | 23        | 1.000      | 8           | 0          | 1        | 0         | 0.0      | 0           | 10.0     | .269         | 3-0   |
| 10/18/2023    | at Northwestern | *3 | 10         | 3          | 17         | .412       | 0           | 2         | .000       | 4           | 4         | 16        | .750       | 1           | 24        | .958       | 4           | 0          | 0        | 0         | 0.0      | 0           | 14.0     | .395         | 3-0   |
| 10/21/2023    | Wisconsin       | *5 | 14         | 10         | 44         | .091       | 3           | 7         | .429       | 0           | 3         | 18        | .833       | 0           | 45        | 1.000      | 15          | 0          | 2        | 0         | 0.0      | 0           | 14.0     | .130         | 3-2   |
| 10/27/2023    | Maryland        | *3 | 16         | 3          | 30         | .433       | 1           | 2         | .500       | 1           | 3         | 7         | .571       | 1           | 13        | .923       | 3           | 0          | 3        | 0         | 3.0      | 0           | 18.5     | .349         | 3-0   |
| 10/28/2023    | Rutgers         | *3 | 5          | 2          | 17         | .176       | 2           | 2         | 1.000      | 0           | 3         | 11        | .727       | 1           | 19        | .947       | 5           | 0          | 2        | 0         | 2.0      | 0           | 6.0      | .384         | 3-0   |
| 11/03/2023    | at Penn St.     | *5 | 15         | 4          | 29         | .379       | 2           | 9         | .222       | 1           | 4         | 23        | .826       | 0           | 23        | 1.000      | 14          | 0          | 1        | 0         | 1.0      | 0           | 16.5     | .288         | 3-2   |
| 11/05/2023    | at Rutgers      | *3 | 6          | 6          | 26         | .000       | 1           | 4         | .250       | 1           | 4         | 16        | .750       | 1           | 19        | .947       | 7           | 0          | 0        | 0         | 0.0      | 0           | 7.0      | .288         | 3-0   |
| 11/08/2023    | Northwestern    | *4 | 13         | 6          | 36         | .194       | 1           | 2         | .500       | 0           | 2         | 17        | .882       | 0           | 20        | 1.000      | 7           | 0          | 4        | 0         | 4.0      | 0           | 15.0     | .278         | 3-1   |
| 11/12/2023    | Illinois        | *4 | 10         | 6          | 35         | .114       | 0           | 3         | .000       | 4           | 3         | 20        | .850       | 0           | 17        | 1.000      | 7           | 0          | 2        | 1         | 2.0      | 0           | 15.0     | .237         | 3-1   |
| 11/17/2023    | Michigan        | *3 | 9          | 3          | 22         | .273       | 2           | 5         | .400       | 1           | 2         | 13        | .846       | 0           | 19        | 1.000      | 5           | 0          | 1        | 0         | 1.0      | 0           | 10.5     | .368         | 3-0   |
| 11/19/2023    | at Iowa         | *3 | 9          | 5          | 32         | .125       | 2           | 3         | .667       | 1           | 3         | 10        | .700       | 1           | 18        | .944       | 9           | 0          | 1        | 0         | 1.0      | 0           | 10.5     | .233         | 3-0   |
| 11/24/2023    | at Wisconsin    | *3 | 15         | 6          | 35         | .257       | 0           | 4         | .000       | 1           | 0         | 12        | 1.000      | 2           | 32        | .938       | 8           | 0          | 1        | 2         | 1.0      | 0           | 16.5     | .243         | 0-3   |
| 11/25/2023    | at Minnesota    | *4 | 13         | 5          | 36         | .222       | 4           | 7         | .571       | 3           | 2         | 21        | .905       | 2           | 28        | .929       | 17          | 1          | 3        | 0         | 4.0      | 0           | 18.5     | .235         | 3-1   |
| 12/01/2023    | LIU             | *3 | 9          | 5          | 26         | .154       | 1           | 3         | .333       | 1           | 3         | 6         | .500       | 1           | 15        | .933       | 8           | 0          | 3        | 0         | 3.0      | 0           | 11.5     | .280         | 3-0   |
| 12/02/2023    | Missouri        | *3 | 6          | 2          | 19         | .211       | 1           | 3         | .333       | 1           | 1         | 18        | .944       | 2           | 20        | .900       | 3           | 0          | 3        | 0         | 3.0      | 0           | 8.5      | .264         | 3-0   |
| 12/07/2023    | Georgia Tech    | *3 | 5          | 4          | 19         | .053       | 0           | 2         | .000       | 1           | 1         | 18        | .944       | 0           | 13        | 1.000      | 4           | 0          | 2        | 0         | 2.0      | 0           | 7.0      | .326         | 3-0   |
| 12/09/2023    | Arkansas        | *4 | 15         | 8          | 43         | .163       | 1           | 5         | .200       | 0           | 0         | 15        | 1.000      | 3           | 23        | .870       | 12          | 1          | 2        | 0         | 3.0      | 0           | 17.0     | .194         | 3-1   |
| <b>Totals</b> |                 |    | <b>115</b> | <b>371</b> | <b>149</b> | <b>930</b> | <b>.239</b> | <b>45</b> | <b>124</b> | <b>.363</b> | <b>34</b> | <b>87</b> | <b>500</b> | <b>.826</b> | <b>37</b> | <b>688</b> | <b>.946</b> | <b>241</b> | <b>6</b> | <b>54</b> | <b>7</b> | <b>60.0</b> | <b>0</b> | <b>438.0</b> |       |

Player Averages

| Sets Played | Kills per set | Assists per set | Service aces per set | Digs per set | Blocks per set | Points per set |
|-------------|---------------|-----------------|----------------------|--------------|----------------|----------------|
| 115         | 3.23          | 0.39            | 0.30                 | 2.10         | 0.52           | 3.81           |

CAREER HONORS & AWARDS

- AVCA Region Freshman of the Year (2023)
- AVCA All-Region Team (2023)
- All-Big Ten First Team (2023)
- Big Ten Freshman of the Year (2023)
- Big Ten All-Freshman Team (2023)
- Big Ten Freshman of the Week (Aug. 28, 2023; Sept. 18, 2023)
- Ameritas Players Challenge MVP (Aug. 27, 2023)
- Tom Osborne Citizenship Team (2023)

PERSONAL

- Born Feb. 24, 2005
- Parents are Sarah and the late Vada Murray
- Major is business and law

2023 SEASON

- Named AVCA North Region Freshman of the Year and Big Ten Freshman of the Year
- Also chosen to the AVCA All-Region Team, All-Big Ten First Team and Big Ten All-Freshman Team
- Had a career-high 21 kills with 10 digs in a 3-2 win at No. 17 Purdue, the most kills by a Husker freshman since Madi Kubik had 22 in 2019.
- Recorded 17 kills on .368 hitting in a 3-1 win at Indiana (Sept. 30)
- Was named Big Ten Freshman of the Week on Oct. 3 after her performances at Purdue and Indiana
- Posted 17 kills on .308 hitting with 10 digs and three blocks in a 3-1 win over No. 21 Kentucky
- Totaled 16 kills and hit .433 in a sweep of Maryland (Oct. 27)
- Provided 15 kills and 12 digs in a regional final win over No. 9 Arkansas (Dec. 9)
- Recorded 15 kills and hit .379 with 14 digs in a 3-2 reverse sweep at No. 16 Penn State (Nov. 3)
- Had 15 kills and eight digs at No. 5 Wisconsin (Nov. 24)
- Put down 14 kills with 15 digs in a 3-2 win over No. 1 Wisconsin (Oct. 21)
- Notched 13 kills and 17 digs with three aces in a 3-1 win at Minnesota (Nov. 25)
- Had 12 kills on .417 hitting with six digs and four blocks in a 3-1 victory at No. 5 Stanford
- Was named Big Ten Freshman of the Week for a second time following her Kentucky and Stanford performances
- Tallied 14 kills with 10 digs and hit .310 against SMU (Aug. 27)
- Had 13 kills and eight digs in a sweep of No. 12 Minnesota (Sept. 24)
- Notched 13 kills on .423 hitting with 11 digs and two aces in a sweep at Michigan (Oct. 7)
- Posted 10 kills with a .412 hitting percentage and four service aces in a sweep at Northwestern (Oct. 18)
- Recorded 10 kills and seven digs with three aces and a .389 hitting percentage against Lipscomb (Aug. 26)
- Registered nine kills and nine digs with an ace in a sweep at Iowa (Nov. 19)
- Named Ameritas Players Challenge MVP and the Big Ten Freshman of the Week (Aug. 28)

CAREER STATISTICS

| SEASON       | TEAM | SM-MP           | K          | K/S         | E          | TA         | PCT         | A         | A/S         | SA        | SA/S        | SE        | DIG        | D/S         | RE        | BS       | BA        | TB        | B/S         | BE       | BHE      | PTS          | PTS/S       |
|--------------|------|-----------------|------------|-------------|------------|------------|-------------|-----------|-------------|-----------|-------------|-----------|------------|-------------|-----------|----------|-----------|-----------|-------------|----------|----------|--------------|-------------|
| 2023-24      | Nebr | 115-33          | 371        | 3.23        | 149        | 930        | .239        | 45        | 0.39        | 34        | 0.30        | 87        | 241        | 2.10        | 37        | 6        | 54        | 60        | 0.52        | 7        | 0        | 438.0        | 3.81        |
| <b>TOTAL</b> |      | <b>115 - 33</b> | <b>371</b> | <b>3.23</b> | <b>149</b> | <b>930</b> | <b>.239</b> | <b>45</b> | <b>0.39</b> | <b>34</b> | <b>0.30</b> | <b>87</b> | <b>241</b> | <b>2.10</b> | <b>37</b> | <b>6</b> | <b>54</b> | <b>60</b> | <b>0.52</b> | <b>7</b> | <b>0</b> | <b>438.0</b> | <b>3.81</b> |

# 44 MAGGIE MENDELSON

SOPHOMORE • MIDDLE BLOCKER  
6-5 • OGDEN, UTAH



**CAREER HONORS & AWARDS**

- Academic All-Big Ten (2023)
- Tom Osborne Citizenship Team (2023)

**PERSONAL**

- Born April 22, 2005
- Parents are Phil and Jenny, who both played college basketball at Weber State
- Major is environmental studies

**2023 MATCH-BY-MATCH**

| Date          | Opponent        | SP | Attack    |           |          | Set       |             | Serve    |          |             | Receipt  |          | Blocking |          |              |          | Team     |              |          |          |           |          |             |          |             |
|---------------|-----------------|----|-----------|-----------|----------|-----------|-------------|----------|----------|-------------|----------|----------|----------|----------|--------------|----------|----------|--------------|----------|----------|-----------|----------|-------------|----------|-------------|
|               |                 |    | K         | E         | TA       | PCT       | A           | TA       | PCT      | SA          | SE       | TA       | PCT      | RE       | TA           | PCT      | DIG      | BS           | BA       | BE       | TOTAL     | BHE      | POINTS      | HIT%     | SCORE       |
| 08/25/2023    | Utah St.        | *3 | 3         | 1         | 9        | .222      | 0           | 0        | .000     | 0           | 0        | .000     | 0        | 0        | .000         | 3        | 0        | 3            | 1        | 3.0      | 0         | 4.5      | .286        | 3-0      |             |
| 08/26/2023    | Lipscomb        | *3 | 4         | 1         | 11       | .273      | 0           | 0        | .000     | 0           | 0        | .000     | 0        | 1        | 1.000        | 0        | 0        | 2            | 0        | 2.0      | 0         | 5.0      | .366        | 3-0      |             |
| 08/30/2023    | Omaha           | 1  | 2         | 0         | 3        | .667      | 0           | 0        | .000     | 0           | 0        | .000     | 0        | 0        | .000         | 0        | 0        | 2            | 0        | 2.0      | 0         | 3.0      | .263        | 3-0      |             |
| 09/06/2023    | Creighton       | 1  | 0         | 0         | 0        | .000      | 0           | 0        | .000     | 0           | 0        | .000     | 0        | 0        | .000         | 0        | 0        | 0            | 1        | 0.0      | 0         | 0.0      | .305        | 3-1      |             |
| 09/09/2023    | Long Beach St.  | 1  | 2         | 0         | 3        | .667      | 0           | 0        | .000     | 0           | 0        | .000     | 0        | 0        | .000         | 0        | 0        | 0            | 0        | 0.0      | 0         | 2.0      | .393        | 3-0      |             |
| 09/30/2023    | at Indiana      | 4  | 4         | 1         | 13       | .231      | 0           | 0        | .000     | 0           | 0        | .000     | 0        | 0        | .000         | 1        | 0        | 0            | 0        | 0.0      | 0         | 4.0      | .338        | 3-1      |             |
| 10/06/2023    | at Michigan St. | 1  | 0         | 0         | 0        | .000      | 0           | 0        | .000     | 0           | 0        | .000     | 0        | 0        | .000         | 0        | 0        | 0            | 0        | 0.0      | 0         | 0.0      | .168        | 3-1      |             |
| 10/13/2023    | Michigan St.    | *2 | 1         | 1         | 6        | .000      | 0           | 1        | .000     | 0           | 0        | .000     | 0        | 0        | .000         | 0        | 0        | 1            | 0        | 1.0      | 0         | 1.5      | .302        | 3-1      |             |
| 10/21/2023    | Wisconsin       | 1  | 0         | 0         | 0        | .000      | 0           | 1        | .000     | 0           | 0        | .000     | 0        | 0        | .000         | 0        | 0        | 0            | 0        | 0.0      | 0         | 0.0      | .130        | 3-2      |             |
| 10/28/2023    | Rutgers         | *3 | 4         | 1         | 5        | .600      | 0           | 1        | .000     | 0           | 0        | .000     | 0        | 0        | .000         | 0        | 0        | 3            | 0        | 3.0      | 0         | 5.5      | .384        | 3-0      |             |
| 11/24/2023    | at Wisconsin    | 1  | 1         | 0         | 1        | 1.000     | 0           | 0        | .000     | 0           | 0        | .000     | 0        | 0        | .000         | 0        | 0        | 0            | 0        | 0.0      | 0         | 1.0      | .243        | 0-3      |             |
| 11/25/2023    | at Minnesota    | 2  | 0         | 0         | 0        | .000      | 0           | 0        | .000     | 0           | 0        | .000     | 0        | 0        | .000         | 0        | 0        | 0            | 0        | 0.0      | 0         | 0.0      | .235        | 3-1      |             |
| 12/01/2023    | LIU             | *3 | 6         | 2         | 12       | .333      | 0           | 0        | .000     | 0           | 0        | .000     | 0        | 0        | .000         | 0        | 0        | 4            | 0        | 4.0      | 0         | 8.0      | .280        | 3-0      |             |
| <b>Totals</b> |                 |    | <b>26</b> | <b>27</b> | <b>7</b> | <b>63</b> | <b>.317</b> | <b>0</b> | <b>3</b> | <b>.000</b> | <b>0</b> | <b>0</b> | <b>0</b> | <b>0</b> | <b>1.000</b> | <b>0</b> | <b>1</b> | <b>1.000</b> | <b>4</b> | <b>0</b> | <b>15</b> | <b>2</b> | <b>15.0</b> | <b>0</b> | <b>34.5</b> |

**Player Averages**

| Sets Played | Kills per set | Assists per set | Service aces per set | Digs per set | Blocks per set | Points per set |
|-------------|---------------|-----------------|----------------------|--------------|----------------|----------------|
| 26          | 1.04          | 0.00            | 0.00                 | 0.15         | 0.58           | 1.33           |

**2023 SEASON**

- Had a season-high six kills with four blocks and hit .333 in the NCAA Tournament first round against LIU (Dec. 1)
- Provided four kills on .600 hitting with three blocks in a sweep of Rutgers (Oct. 28)
- Recorded four kills in a 3-1 win at Indiana (Sept. 30)
- Had four kills and a pair of blocks in a sweep of Lipscomb (Aug. 26)
- Posted three kills, three blocks and three digs in a season-opening sweep of Utah State (Aug. 25)
- Notched two kills and two blocks against Omaha (Aug. 30)
- Recorded a kill at No. 5 Wisconsin (Nov. 24)

**CAREER STATISTICS**

| SEASON       | TEAM | SM-MP          | K         | K/S         | E         | TA         | PCT         | A        | A/S         | SA       | SA/S        | SE       | DIG       | D/S         | RE       | BS       | BA        | TB        | B/S         | BE       | BHE      | PTS          | PTS/S       |
|--------------|------|----------------|-----------|-------------|-----------|------------|-------------|----------|-------------|----------|-------------|----------|-----------|-------------|----------|----------|-----------|-----------|-------------|----------|----------|--------------|-------------|
| 2022-23      | Nebr | 42-14          | 47        | 1.12        | 22        | 137        | .182        | 2        | 0.05        | 2        | 0.05        | 3        | 14        | 0.33        | 0        | 2        | 31        | 33        | 0.79        | 4        | 0        | 66.5         | 1.58        |
| 2023-24      | Nebr | 26-13          | 27        | 1.04        | 7         | 63         | .317        | 0        | 0.00        | 0        | 0.00        | 0        | 4         | 0.15        | 0        | 0        | 15        | 15        | 0.58        | 2        | 0        | 34.5         | 1.33        |
| <b>TOTAL</b> |      | <b>68 - 27</b> | <b>74</b> | <b>1.09</b> | <b>29</b> | <b>200</b> | <b>.225</b> | <b>2</b> | <b>0.03</b> | <b>2</b> | <b>0.03</b> | <b>3</b> | <b>18</b> | <b>0.26</b> | <b>0</b> | <b>2</b> | <b>46</b> | <b>48</b> | <b>0.71</b> | <b>6</b> | <b>0</b> | <b>101.0</b> | <b>1.49</b> |

## CAREER HIGHS

## #2 BERGEN REILLY

|          | Season                   | Career |
|----------|--------------------------|--------|
| Kills:   | 5 at Purdue (9/29)       | same   |
| Assists: | 54 at Purdue (9/29)      | same   |
| Aces:    | 4 vs. Missouri (12/2)    | same   |
| Digs:    | 17 vs. Wisconsin (10/21) | same   |
| Blocks:  | 4 three times            | same   |

## #5 BEKKA ALLICK

|              | Season                       | Career                       |
|--------------|------------------------------|------------------------------|
| Kills:       | 12 vs. Illinois (11/12)      | 13 at Wisconsin (10/26/22)   |
| Hitting Pct: | .800 at Northwestern (10/18) | .647 at Wisconsin (10/26/22) |
| Aces:        | 1 vs. Utah State (8/25)      | 3 at Northwestern (11/6/22)  |
| Blocks:      | 12 vs. Arkansas (12/9)       | same                         |

## #6 LANEY CHOBOY

|          | Season                       | Career |
|----------|------------------------------|--------|
| Assists: | 4 vs. Long Beach State (9/9) | same   |
| Aces:    | 3 vs. Creighton (9/6)        | same   |
| Digs:    | 14 at Purdue (9/29)          | same   |

## #7 MAISIE BOESIGER

|          | Season                | Career                         |
|----------|-----------------------|--------------------------------|
| Assists: |                       | 2 vs. Delaware State (12/1/22) |
| Aces:    | 1 three times         | 1 five times                   |
| Digs:    | 6 vs. Kentucky (9/17) | same                           |

## #8 LEXI RODRIGUEZ

|          | Season                  | Career        |
|----------|-------------------------|---------------|
| Assists: | 11 at Penn State (11/3) | same          |
| Aces:    | 3 vs. Omaha (8/30)      | 3 three times |
| Digs:    | 20 vs. Arkansas (12/9)  | 28 two times  |

## #9 KENNEDI ORR

|          | Season                       | Career                        |
|----------|------------------------------|-------------------------------|
| Kills:   | 1 vs. Maryland (10/27)       | 2 vs. Pepperdine (8/27/22)    |
| Assists: | 1 at Northwestern (10/18)    | 34 vs. Kansas State (8/28/21) |
| Aces:    | 1 six times                  | 3 at Rutgers (9/30/22)        |
| Digs:    | 5 vs. Long Beach State (9/9) | 10 three times                |
| Blocks:  |                              | 5 vs. Pepperdine (8/27/22)    |

## #10 CAROLINE JUREVICIUS

|          | Season | Career |
|----------|--------|--------|
| Kills:   |        |        |
| Assists: |        |        |
| Aces:    |        |        |
| Digs:    |        |        |
| Blocks:  |        |        |

## #11 HAYDEN KUBIK

|              | Season                       | Career                     |
|--------------|------------------------------|----------------------------|
| Kills:       | 2 vs. Michigan State (10/13) | 6 at Creighton (9/7/22)    |
| Hitting Pct: |                              | .250 at Creighton (9/7/22) |
| Aces:        |                              | 0                          |
| Digs:        | 3 vs. Rutgers (10/28)        | 5 at Creighton (9/7/22)    |
| Blocks:      |                              | 1 at Creighton (9/7/22)    |

## #13 MERRITT BEASON

|              | Season                  | Career                      |
|--------------|-------------------------|-----------------------------|
| Kills:       | 27 at Penn State (11/3) | same                        |
| Hitting Pct: | .478 vs. LIU (12/1)     | .692 vs. Ole Miss (10/2/21) |
| Aces:        | 3 vs. Illinois (11/12)  | 4 three times               |
| Digs:        | 12 at Indiana (9/30)    | 17 at Arkansas (11/13/21)   |
| Blocks:      | 8 vs. Arkansas (12/9)   | 8 two times                 |

## #14 ALLY BATENHORST

|              | Season                   | Career                  |
|--------------|--------------------------|-------------------------|
| Kills:       | 13 three times           | 15 four times           |
| Hitting Pct: | .545 vs. Rutgers (10/28) | .714 vs. Indiana (2021) |
| Aces:        |                          | 2 two times             |
| Digs:        | 7 at Rutgers (11/5)      | 12 vs. Oregon (12/8)    |
| Blocks:      | 7 vs. Ohio State (9/22)  | same                    |

## #15 ANDI JACKSON

|              | Season                        | Career |
|--------------|-------------------------------|--------|
| Kills:       | 13 vs. Michigan State (10/13) | same   |
| Hitting Pct: | .818 vs. Illinois (11/12)     | same   |
| Blocks:      | 7 two times                   | same   |

## #22 LINDSAY KRAUSE

|              | Season                  | Career                     |
|--------------|-------------------------|----------------------------|
| Kills:       | 15 at Michigan (10/7)   | 16 two times               |
| Hitting Pct: | .519 at Michigan (10/7) | .667 vs. Purdue (11/20/22) |
| Aces:        | 2 four times            | same                       |
| Digs:        | 5 two times             | 8 vs. Colgate (8/27/21)    |
| Blocks:      | 5 vs. SMU (8/27)        | 10 vs. Omaha (9/3/21)      |

## #27 HARPER MURRAY

|              | Season                    | Career |
|--------------|---------------------------|--------|
| Kills:       | 21 at Purdue (9/29)       | same   |
| Hitting Pct: | .433 vs. Maryland (10/27) | same   |
| Aces:        | 4 two times               | same   |
| Digs:        | 17 at Wisconsin (11/24)   | same   |
| Blocks:      | 5 vs. SMU (8/27)          | same   |

## #44 MAGGIE MENDELSON

|              | Season                   | Career                           |
|--------------|--------------------------|----------------------------------|
| Kills:       | 6 vs. LIU (12/1)         | 6 three times                    |
| Hitting Pct: | .600 vs. Rutgers (10/28) | .800 at Michigan State (10/6/22) |
| Digs:        | 3 vs. Utah State (8/25)  | 3 four times                     |
| Blocks:      | 4 vs. LIU (12/1)         | 4 five times                     |

# 2023 NEBRASKA VOLLEYBALL

## 2023 OVERALL STATS

### 2023 NEBRASKA OVERALL STATISTICS

| Overall | Conference | Home   | Away   | Neutral |
|---------|------------|--------|--------|---------|
| 32 - 1  | 19 - 1     | 21 - 0 | 11 - 1 | 0 - 0   |

#### Team Box Score

| ##        | Player            | SP  | Attack |       |     |      |        | Set  |       | Serve |     |      | Dig |      |       | Blocking |     |       |       |    | PTS |         |
|-----------|-------------------|-----|--------|-------|-----|------|--------|------|-------|-------|-----|------|-----|------|-------|----------|-----|-------|-------|----|-----|---------|
|           |                   |     | K      | K/S   | E   | TA   | PCT    | A    | A/S   | SA    | SE  | SA/S | RE  | DIG  | DIG/S | BS       | BA  | TOT/S | BLK/S | BE |     | BHE     |
| 2         | Reilly, Bergen    | 115 | 68     | 0.59  | 18  | 181  | .276   | 1224 | 10.64 | 26    | 53  | 0.23 | 0   | 310  | 2.70  | 4        | 58  | 62    | 0.54  | 4  | 12  | 127.0   |
| 5         | Allick, Bekka     | 99  | 178    | 1.80  | 60  | 363  | .325   | 6    | 0.06  | 1     | 2   | 0.01 | 2   | 30   | 0.30  | 8        | 136 | 144   | 1.45  | 12 | 0   | 255.0   |
| 6         | Choboy, Laney     | 111 | 0      | 0.00  | 1   | 1    | -1.000 | 37   | 0.33  | 14    | 32  | 0.13 | 11  | 200  | 1.80  | 0        | 0   | 0     | 0.00  | 0  | 0   | 14.0    |
| 7         | Boesiger, Maisie  | 35  | 0      | 0.00  | 0   | 0    | .000   | 0    | 0.00  | 3     | 4   | 0.09 | 0   | 18   | 0.51  | 0        | 0   | 0     | 0.00  | 0  | 0   | 3.0     |
| 8         | Rodriguez, Lexi   | 115 | 1      | 0.01  | 0   | 5    | .200   | 145  | 1.26  | 14    | 35  | 0.12 | 10  | 416  | 3.62  | 0        | 0   | 0     | 0.00  | 0  | 1   | 15.0    |
| 9         | Orr, Kennedy      | 90  | 1      | 0.01  | 0   | 1    | 1.000  | 3    | 0.03  | 7     | 18  | 0.08 | 0   | 35   | 0.39  | 0        | 0   | 0     | 0.00  | 0  | 0   | 8.0     |
| 11        | Kubik, Hayden     | 9   | 3      | 0.33  | 6   | 12   | -.250  | 0    | 0.00  | 0     | 1   | 0.00 | 1   | 6    | 0.67  | 0        | 0   | 0     | 0.00  | 0  | 0   | 3.0     |
| 13        | Beason, Merritt   | 115 | 444    | 3.86  | 142 | 1029 | .293   | 23   | 0.20  | 29    | 55  | 0.25 | 8   | 240  | 2.09  | 6        | 93  | 99    | 0.86  | 5  | 0   | 525.5   |
| 14        | Batenhorst, Ally  | 81  | 186    | 2.30  | 82  | 522  | .199   | 5    | 0.06  | 0     | 2   | 0.00 | 12  | 51   | 0.63  | 3        | 44  | 47    | 0.58  | 4  | 0   | 211.0   |
| 15        | Jackson, Andi     | 112 | 228    | 2.04  | 64  | 408  | .402   | 5    | 0.04  | 0     | 0   | 0.00 | 2   | 16   | 0.14  | 5        | 117 | 122   | 1.09  | 9  | 2   | 291.5   |
| 22        | Krause, Lindsay   | 44  | 110    | 2.50  | 34  | 267  | .285   | 4    | 0.09  | 8     | 8   | 0.18 | 2   | 30   | 0.68  | 1        | 24  | 25    | 0.57  | 0  | 0   | 131.0   |
| 27        | Murray, Harper    | 115 | 371    | 3.23  | 149 | 930  | .239   | 45   | 0.39  | 34    | 87  | 0.30 | 37  | 241  | 2.10  | 6        | 54  | 60    | 0.52  | 7  | 0   | 438.0   |
| 44        | Mendelson, Maggie | 26  | 27     | 1.04  | 7   | 63   | .317   | 0    | 0.00  | 0     | 0   | 0.00 | 0   | 4    | 0.15  | 0        | 15  | 15    | 0.58  | 2  | 0   | 34.5    |
| NEBRASKA  |                   | 115 | 1617   | 14.06 | 563 | 3782 | .279   | 1497 | 13.02 | 136   | 297 | 1.18 | 89  | 1597 | 13.89 | 33       | 541 | 303.5 | 2.64  | 43 | 15  | 2,056.5 |
| Opponents |                   | 115 | 1190   | 10.35 | 677 | 3816 | .134   | 1119 | 9.73  | 89    | 309 | 0.77 | 136 | 1326 | 11.53 | 41       | 400 | 241   | 2.10  | 56 | 16  | 1,520.0 |

#### Team statistics

|                         | NEBR     | OPP     |
|-------------------------|----------|---------|
| <b>ATTACK</b>           |          |         |
| Kills                   | 1617     | 1190    |
| Errors                  | 563      | 677     |
| Total Attacks           | 3782     | 3816    |
| Attack Pct              | .279     | .134    |
| Kills/Set               | 14.06    | 10.35   |
| <b>SET</b>              |          |         |
| Assists                 | 1497     | 1119    |
| Attempts                | 3619     | 3771    |
| Assist Pct              | .414     | .297    |
| Assists/Set             | 13.02    | 9.73    |
| <b>SERVE</b>            |          |         |
| Aces                    | 136      | 89      |
| Errors                  | 297      | 309     |
| Attempts                | 2739     | 2209    |
| Serve Pct               | .892     | .860    |
| Aces/Set                | 1.18     | 0.77    |
| <b>SERVE RECEPTIONS</b> |          |         |
| Errors                  | 89       | 136     |
| Errors/Set              | 0.77     | 1.18    |
| Attempts                | 1900     | 2442    |
| Reception Pct           | .953     | 1.000   |
| <b>DEFENSE</b>          |          |         |
| Digs                    | 1597     | 1326    |
| Digs/Set                | 13.89    | 11.53   |
| <b>BLOCKING</b>         |          |         |
| Block solo              | 33       | 41      |
| Block Assist            | 541      | 400     |
| Total Blocks            | 303.5    | 241     |
| Blocks/Set              | 2.64     | 2.10    |
| Block Errors            | 43       | 56      |
| Ball handling errors    | 15       | 16      |
| <b>ATTENDANCE</b>       |          |         |
| Total                   | 264665   | 61760   |
| Dates/Avg Per Date      | 21/12603 | 12/5147 |
| Neutral Site #/Avg      | 0/0      | -       |
| Current win streak      | 0        | -       |
| Home win streak         | 0        | -       |

#### Team Results

| Date         | Opponent        | Score | Score-by-set                  | Att.  |
|--------------|-----------------|-------|-------------------------------|-------|
| 08/25/2023   | Utah St.        | W 3-0 | 25-20,25-17,25-17             | 8436  |
| 08/26/2023   | Lipscomb        | W 3-0 | 25-10,25-21,25-16             | 8583  |
| 08/27/2023   | SMU             | W 3-0 | 25-16,25-23,25-16             | 8311  |
| 08/30/2023   | Omaha           | W 3-0 | 25-14,25-14,25-13             | 92003 |
| 09/03/2023   | at Kansas St.   | W 3-0 | 25-21,25-15,25-19             | 3044  |
| 09/06/2023   | Creighton       | W 3-1 | 25-9,25-13,23-25,25-20        | 8656  |
| 09/09/2023   | Long Beach St.  | W 3-0 | 25-18,25-8,25-21              | 8589  |
| 09/12/2023   | at Stanford     | W 3-1 | 25-23,25-16,19-25,25-21       | 3363  |
| 09/17/2023   | Kentucky        | W 3-1 | 25-14,25-22,23-25,25-21       | 8531  |
| * 09/22/2023 | Ohio St.        | W 3-0 | 25-14,25-16,25-21             | 8711  |
| * 09/24/2023 | Minnesota       | W 3-0 | 25-23,25-20,25-22             | 8591  |
| * 09/29/2023 | at Purdue       | W 3-2 | 23-25,25-22,25-18,19-25,15-12 | 2415  |
| * 09/30/2023 | at Indiana      | W 3-1 | 23-25,25-23,25-15,25-19       | 2632  |
| * 10/06/2023 | at Michigan St. | W 3-1 | 25-23,16-25,25-15,25-11       | 8789  |
| * 10/07/2023 | at Michigan     | W 3-0 | 29-27,25-17,25-14             | 7831  |
| * 10/13/2023 | Michigan St.    | W 3-1 | 25-12,25-19,22-25,25-15       | 8539  |
| * 10/14/2023 | Penn St.        | W 3-0 | 25-22,25-22,25-19             | 8590  |
| * 10/18/2023 | at Northwestern | W 3-0 | 25-15,25-16,25-21             | 3252  |
| * 10/21/2023 | Wisconsin       | W 3-2 | 25-22,17-25,20-25,26-24,15-13 | 9198  |
| * 10/27/2023 | Maryland        | W 3-0 | 25-19,25-17,25-8              | 8667  |
| * 10/28/2023 | Rutgers         | W 3-0 | 25-22,25-15,25-12             | 8692  |
| * 11/03/2023 | at Penn St.     | W 3-2 | 15-25,23-25,25-18,25-20,15-13 | 6645  |
| * 11/05/2023 | at Rutgers      | W 3-0 | 25-15,25-20,25-18             | 6757  |
| * 11/08/2023 | Northwestern    | W 3-1 | 28-26,24-26,25-11,25-20       | 8637  |
| * 11/12/2023 | Illinois        | W 3-1 | 25-14,25-14,24-26,25-22       | 8584  |
| * 11/17/2023 | Michigan        | W 3-0 | 25-15,25-12,25-20             | 8815  |
| * 11/19/2023 | at Iowa         | W 3-0 | 25-21,25-21,25-15             | 4535  |
| * 11/24/2023 | at Wisconsin    | L 0-3 | 22-25,26-28,16-25             | 7229  |
| * 11/25/2023 | at Minnesota    | W 3-1 | 25-19,25-18,21-25,25-23       | 5268  |
| 12/01/2023   | LIU             | W 3-0 | 25-13,25-16,25-22             | 8599  |
| 12/02/2023   | Missouri        | W 3-0 | 25-14,25-19,25-21             | 8640  |
| 12/07/2023   | Georgia Tech    | W 3-0 | 25-11,25-16,25-21             | 8580  |
| 12/09/2023   | Arkansas        | W 3-1 | 26-24,25-14,21-25,25-23       | 8713  |

# 2023 NEBRASKA VOLLEYBALL

## 2023 BIG TEN STATS

### 2023 NEBRASKA BIG TEN STATISTICS

| Overall | Conference | Home   | Away  | Neutral |
|---------|------------|--------|-------|---------|
| 19 - 1  | 19 - 1     | 10 - 0 | 9 - 1 | 0 - 0   |

#### Team Box Score

| ##               | Player            | SP        | Attack      |              |            |             |             | Set        |              | Serve     |            |             | Dig       |             |              | Blocking  |            |              |             |           | PTS       |                |
|------------------|-------------------|-----------|-------------|--------------|------------|-------------|-------------|------------|--------------|-----------|------------|-------------|-----------|-------------|--------------|-----------|------------|--------------|-------------|-----------|-----------|----------------|
|                  |                   |           | K           | K/S          | E          | TA          | PCT         | A          | A/S          | SA        | SE         | SA/S        | RE        | DIG         | DIG/S        | BS        | BA         | TOT/S        | BLK/S       | BE        |           | BHE            |
| 2                | Reilly, Bergen    | 72        | 40          | 0.56         | 15         | 109         | .229        | 806        | 11.19        | 13        | 34         | 0.18        | 0         | 183         | 2.54         | 4         | 32         | 36           | 0.50        | 3         | 9         | 73.0           |
| 5                | Allick, Bekka     | 65        | 126         | 1.94         | 42         | 250         | .336        | 3          | 0.05         | 0         | 1          | 0.00        | 0         | 24          | 0.37         | 7         | 72         | 79           | 1.22        | 7         | 0         | 169.0          |
| 6                | Choboy, Laney     | 72        | 0           | 0.00         | 1          | 1           | -1.000      | 18         | 0.25         | 9         | 21         | 0.13        | 6         | 132         | 1.83         | 0         | 0          | 0            | 0.00        | 0         | 0         | 9.0            |
| 7                | Boesiger, Maisie  | 14        | 0           | 0.00         | 0          | 0           | .000        | 0          | 0.00         | 1         | 2          | 0.07        | 0         | 4           | 0.29         | 0         | 0          | 0            | 0.00        | 0         | 0         | 1.0            |
| 8                | Rodriguez, Lexi   | 72        | 1           | 0.01         | 0          | 2           | .500        | 86         | 1.19         | 7         | 24         | 0.10        | 7         | 261         | 3.63         | 0         | 0          | 0            | 0.00        | 0         | 0         | 8.0            |
| 9                | Orr, Kennedy      | 66        | 1           | 0.02         | 0          | 1           | 1.000       | 2          | 0.03         | 5         | 14         | 0.08        | 0         | 21          | 0.32         | 0         | 0          | 0            | 0.00        | 0         | 0         | 6.0            |
| 11               | Kubik, Hayden     | 7         | 3           | 0.43         | 4          | 10          | -.100       | 0          | 0.00         | 0         | 1          | 0.00        | 1         | 5           | 0.71         | 0         | 0          | 0            | 0.00        | 0         | 0         | 3.0            |
| 13               | Beason, Merritt   | 72        | 290         | 4.03         | 90         | 675         | .296        | 12         | 0.17         | 20        | 35         | 0.28        | 4         | 153         | 2.13         | 3         | 51         | 54           | 0.75        | 4         | 0         | 338.5          |
| 14               | Batenhorst, Ally  | 56        | 127         | 2.27         | 58         | 355         | .194        | 3          | 0.05         | 0         | 1          | 0.00        | 9         | 36          | 0.64         | 3         | 31         | 34           | 0.61        | 2         | 0         | 145.5          |
| 15               | Jackson, Andi     | 72        | 146         | 2.03         | 46         | 271         | .369        | 5          | 0.07         | 0         | 0          | 0.00        | 1         | 11          | 0.15         | 3         | 68         | 71           | 0.99        | 6         | 1         | 183.0          |
| 22               | Krause, Lindsay   | 22        | 62          | 2.82         | 13         | 134         | .366        | 3          | 0.14         | 6         | 6          | 0.27        | 2         | 16          | 0.73         | 0         | 6          | 6            | 0.27        | 0         | 0         | 71.0           |
| 27               | Murray, Harper    | 72        | 239         | 3.32         | 101        | 609         | .227        | 31         | 0.43         | 22        | 60         | 0.31        | 16        | 165         | 2.29         | 3         | 28         | 31           | 0.43        | 7         | 0         | 278.0          |
| 44               | Mendelson, Maggie | 14        | 10          | 0.71         | 3          | 25          | .280        | 0          | 0.00         | 0         | 0          | 0.00        | 0         | 1           | 0.07         | 0         | 4          | 4            | 0.29        | 0         | 0         | 12.0           |
| <b>NEBRASKA</b>  |                   | <b>72</b> | <b>1045</b> | <b>14.51</b> | <b>373</b> | <b>2442</b> | <b>.275</b> | <b>969</b> | <b>13.46</b> | <b>83</b> | <b>199</b> | <b>1.15</b> | <b>49</b> | <b>1012</b> | <b>14.06</b> | <b>23</b> | <b>292</b> | <b>169</b>   | <b>2.35</b> | <b>29</b> | <b>10</b> | <b>1,297.0</b> |
| <b>Opponents</b> |                   | <b>72</b> | <b>755</b>  | <b>10.49</b> | <b>384</b> | <b>2359</b> | <b>.157</b> | <b>705</b> | <b>9.79</b>  | <b>49</b> | <b>177</b> | <b>0.68</b> | <b>83</b> | <b>846</b>  | <b>11.75</b> | <b>31</b> | <b>261</b> | <b>161.5</b> | <b>2.24</b> | <b>35</b> | <b>10</b> | <b>965.5</b>   |

#### Team statistics

|                         | NEBR    | OPP     |
|-------------------------|---------|---------|
| <b>ATTACK</b>           |         |         |
| Kills                   | 1045    | 755     |
| Errors                  | 373     | 384     |
| Total Attacks           | 2442    | 2359    |
| Attack Pct              | .275    | .157    |
| Kills/Set               | 14.51   | 10.49   |
| <b>SET</b>              |         |         |
| Assists                 | 969     | 705     |
| Attempts                | 2337    | 2316    |
| Assist Pct              | .415    | .304    |
| Assists/Set             | 13.46   | 9.79    |
| <b>SERVE</b>            |         |         |
| Aces                    | 83      | 49      |
| Errors                  | 199     | 177     |
| Attempts                | 1693    | 1421    |
| Serve Pct               | .882    | .875    |
| Aces/Set                | 1.15    | 0.68    |
| <b>SERVE RECEPTIONS</b> |         |         |
| Errors                  | 49      | 83      |
| Errors/Set              | 0.68    | 1.15    |
| Attempts                | 1244    | 1494    |
| Reception Pct           | .961    | .999    |
| <b>DEFENSE</b>          |         |         |
| Digs                    | 1012    | 846     |
| Digs/Set                | 14.06   | 11.75   |
| <b>BLOCKING</b>         |         |         |
| Block solo              | 23      | 31      |
| Block Assist            | 292     | 261     |
| Total Blocks            | 169     | 161.5   |
| Blocks/Set              | 2.35    | 2.24    |
| Block Errors            | 29      | 35      |
| Ball handling errors    | 10      | 10      |
| <b>ATTENDANCE</b>       |         |         |
| Total                   | 87024   | 55353   |
| Dates/Avg Per Date      | 10/8702 | 10/5535 |
| Neutral Site #/Avg      | 0/0     | -       |
| Current win streak      | 0       | -       |
| Home win streak         | 0       | -       |

#### Team Results

| Date         | Opponent        | Score | Score-by-set                  | Att. |
|--------------|-----------------|-------|-------------------------------|------|
| * 09/22/2023 | Ohio St.        | W 3-0 | 25-14,25-16,25-21             | 8711 |
| * 09/24/2023 | Minnesota       | W 3-0 | 25-23,25-20,25-22             | 8591 |
| * 09/29/2023 | at Purdue       | W 3-2 | 23-25,25-22,25-18,19-25,15-12 | 2415 |
| * 09/30/2023 | at Indiana      | W 3-1 | 23-25,25-23,25-15,25-19       | 2632 |
| * 10/06/2023 | at Michigan St. | W 3-1 | 25-23,16-25,25-15,25-11       | 8789 |
| * 10/07/2023 | at Michigan     | W 3-0 | 29-27,25-17,25-14             | 7831 |
| * 10/13/2023 | Michigan St.    | W 3-1 | 25-12,25-19,22-25,25-15       | 8539 |
| * 10/14/2023 | Penn St.        | W 3-0 | 25-22,25-22,25-19             | 8590 |
| * 10/18/2023 | at Northwestern | W 3-0 | 25-15,25-16,25-21             | 3252 |
| * 10/21/2023 | Wisconsin       | W 3-2 | 25-22,17-25,20-25,26-24,15-13 | 9198 |
| * 10/27/2023 | Maryland        | W 3-0 | 25-19,25-17,25-8              | 8667 |
| * 10/28/2023 | Rutgers         | W 3-0 | 25-22,25-15,25-12             | 8692 |
| * 11/03/2023 | at Penn St.     | W 3-2 | 15-25,23-25,25-18,25-20,15-13 | 6645 |
| * 11/05/2023 | at Rutgers      | W 3-0 | 25-15,25-20,25-18             | 6757 |
| * 11/08/2023 | Northwestern    | W 3-1 | 28-26,24-26,25-11,25-20       | 8637 |
| * 11/12/2023 | Illinois        | W 3-1 | 25-14,25-14,24-26,25-22       | 8584 |
| * 11/17/2023 | Michigan        | W 3-0 | 25-15,25-12,25-20             | 8815 |
| * 11/19/2023 | at Iowa         | W 3-0 | 25-21,25-21,25-15             | 4535 |
| * 11/24/2023 | at Wisconsin    | L 0-3 | 22-25,26-28,16-25             | 7229 |
| * 11/25/2023 | at Minnesota    | W 3-1 | 25-19,25-18,21-25,25-23       | 5268 |

2023 NEBRASKA VOLLEYBALL

2023 NCAA TOURNAMENT STATS

2023 NEBRASKA NCAA TOURNAMENT STATISTICS

| Overall | Conference | Home  | Away  | Neutral |
|---------|------------|-------|-------|---------|
| 4 - 0   | 0 - 0      | 4 - 0 | 0 - 0 | 0 - 0   |

Team Box Score

| ##               | Player            | SP        | Attack     |              |           |            |             | Set        |              | Serve     |           |             | Dig       |            |              | Blocking |           |           |             |          | PTS      |              |
|------------------|-------------------|-----------|------------|--------------|-----------|------------|-------------|------------|--------------|-----------|-----------|-------------|-----------|------------|--------------|----------|-----------|-----------|-------------|----------|----------|--------------|
|                  |                   |           | K          | K/S          | E         | TA         | PCT         | A          | A/S          | SA        | SE        | SA/S        | RE        | DIG        | DIG/S        | BS       | BA        | TOT/S     | BLK/S       | BE       |          | BHE          |
| 2                | Reilly, Bergen    | 13        | 8          | 0.62         | 0         | 21         | .381        | 129        | 9.92         | 8         | 2         | 0.62        | 0         | 45         | 3.46         | 0        | 10        | 10        | 0.77        | 0        | 2        | 21.0         |
| 5                | Allick, Bekka     | 10        | 16         | 1.60         | 5         | 33         | .333        | 1          | 0.10         | 0         | 0         | 0.00        | 1         | 2          | 0.20         | 0        | 24        | 24        | 2.40        | 2        | 0        | 28.0         |
| 6                | Choboy, Laney     | 13        | 0          | 0.00         | 0         | 0          | .000        | 7          | 0.54         | 0         | 3         | 0.00        | 3         | 29         | 2.23         | 0        | 0         | 0         | 0.00        | 0        | 0        | 0.0          |
| 7                | Boesiger, Maisie  | 1         | 0          | 0.00         | 0         | 0          | .000        | 0          | 0.00         | 0         | 0         | 0.00        | 0         | 0          | 0.00         | 0        | 0         | 0         | 0.00        | 0        | 0        | 0.0          |
| 8                | Rodriguez, Lexi   | 13        | 0          | 0.00         | 0         | 1          | .000        | 19         | 1.46         | 1         | 3         | 0.08        | 1         | 49         | 3.77         | 0        | 0         | 0         | 0.00        | 0        | 0        | 1.0          |
| 9                | Orr, Kennedi      | 13        | 0          | 0.00         | 0         | 0          | .000        | 0          | 0.00         | 1         | 0         | 0.08        | 0         | 6          | 0.46         | 0        | 0         | 0         | 0.00        | 0        | 0        | 1.0          |
| 13               | Beason, Merritt   | 13        | 55         | 4.23         | 13        | 115        | .365        | 1          | 0.08         | 2         | 5         | 0.15        | 1         | 28         | 2.15         | 2        | 17        | 19        | 1.46        | 0        | 0        | 67.5         |
| 14               | Batenhorst, Ally  | 13        | 33         | 2.54         | 18        | 101        | .149        | 1          | 0.08         | 0         | 0         | 0.00        | 2         | 9          | 0.69         | 0        | 8         | 8         | 0.62        | 2        | 0        | 37.0         |
| 15               | Jackson, Andi     | 13        | 20         | 1.54         | 7         | 38         | .342        | 0          | 0.00         | 0         | 0         | 0.00        | 0         | 3          | 0.23         | 0        | 17        | 17        | 1.31        | 0        | 0        | 28.5         |
| 27               | Murray, Harper    | 13        | 35         | 2.69         | 19        | 107        | .150        | 3          | 0.23         | 3         | 5         | 0.23        | 6         | 27         | 2.08         | 1        | 10        | 11        | 0.85        | 0        | 0        | 44.0         |
| 44               | Mendelson, Maggie | 3         | 6          | 2.00         | 2         | 12         | .333        | 0          | 0.00         | 0         | 0         | 0.00        | 0         | 0          | 0.00         | 0        | 4         | 4         | 1.33        | 0        | 0        | 8.0          |
| <b>NEBRASKA</b>  |                   | <b>13</b> | <b>173</b> | <b>13.31</b> | <b>64</b> | <b>428</b> | <b>.255</b> | <b>161</b> | <b>12.38</b> | <b>15</b> | <b>18</b> | <b>1.15</b> | <b>14</b> | <b>198</b> | <b>15.23</b> | <b>3</b> | <b>90</b> | <b>48</b> | <b>3.69</b> | <b>4</b> | <b>2</b> | <b>236.0</b> |
| <b>Opponents</b> |                   | <b>13</b> | <b>141</b> | <b>10.85</b> | <b>98</b> | <b>478</b> | <b>.090</b> | <b>136</b> | <b>10.46</b> | <b>14</b> | <b>32</b> | <b>1.08</b> | <b>15</b> | <b>167</b> | <b>12.85</b> | <b>2</b> | <b>44</b> | <b>24</b> | <b>1.85</b> | <b>0</b> | <b>3</b> | <b>179.0</b> |

Team statistics

|                         | NEBR   | OPP   |
|-------------------------|--------|-------|
| <b>ATTACK</b>           |        |       |
| Kills                   | 173    | 141   |
| Errors                  | 64     | 98    |
| Total Attacks           | 428    | 478   |
| Attack Pct              | .255   | .090  |
| Kills/Set               | 13.31  | 10.85 |
| <b>SET</b>              |        |       |
| Assists                 | 161    | 136   |
| Attempts                | 410    | 479   |
| Assist Pct              | .393   | .284  |
| Assists/Set             | 12.38  | 10.46 |
| <b>SERVE</b>            |        |       |
| Aces                    | 15     | 14    |
| Errors                  | 18     | 32    |
| Attempts                | 317    | 244   |
| Serve Pct               | .943   | .869  |
| Aces/Set                | 1.15   | 1.08  |
| <b>SERVE RECEPTIONS</b> |        |       |
| Errors                  | 14     | 15    |
| Errors/Set              | 1.08   | 1.15  |
| Attempts                | 212    | 299   |
| Reception Pct           | .934   | .996  |
| <b>DEFENSE</b>          |        |       |
| Digs                    | 198    | 167   |
| Digs/Set                | 15.23  | 12.85 |
| <b>BLOCKING</b>         |        |       |
| Block solo              | 3      | 2     |
| Block Assist            | 90     | 44    |
| Total Blocks            | 48     | 24    |
| Blocks/Set              | 3.69   | 1.85  |
| Block Errors            | 4      | 0     |
| Ball handling errors    | 2      | 3     |
| <b>ATTENDANCE</b>       |        |       |
| Total                   | 34532  | 0     |
| Dates/Avg Per Date      | 4/8633 | 0/0   |
| Neutral Site #/Avg      | 0/0    | -     |
| Current win streak      | 0      | -     |
| Home win streak         | 0      | -     |

Team Results

| Date       | Opponent     | Score | Score-by-set            | Att. |
|------------|--------------|-------|-------------------------|------|
| 12/01/2023 | LIU          | W 3-0 | 25-13,25-16,25-22       | 8599 |
| 12/02/2023 | Missouri     | W 3-0 | 25-14,25-19,25-21       | 8640 |
| 12/07/2023 | Georgia Tech | W 3-0 | 25-11,25-16,25-21       | 8580 |
| 12/09/2023 | Arkansas     | W 3-1 | 26-24,25-14,21-25,25-23 | 8713 |





2023 NEBRASKA VOLLEYBALL

2023 BOX SCORES

MATCH 1: #5 NEBRASKA 3, UTAH STATE 0

AUG. 25, 2023

Table with columns for player name, position, and statistics (S, K, E, TA, Pct, etc.) for Match 1.

Summary statistics for Match 1, including Set scores (Utah St. 1-3, Nebraska 0-3) and Total team blocks (6.0).

Table with columns for player name, position, and statistics for Match 1, including totals.

Attack by set statistics for Match 1, showing set scores and team records.

Site: Lincoln (Bob Devaney Sports Center)
Date: 08/25/2023 Attend: 8436
Referees: Mary Faragher, Charles Fleet, Amber Nicholson, Brandon Dinkelman

MATCH 2: #5 NEBRASKA 3, LIPSCOMB 0

AUG. 26, 2023

Table with columns for player name, position, and statistics for Match 2.

Summary statistics for Match 2, including Set scores (Nebraska 1-2, Lipscomb 0-3) and Total team blocks (6.0).

Table with columns for player name, position, and statistics for Match 2, including totals.

Attack by set statistics for Match 2, showing set scores and team records.

Site: Lincoln (Bob Devaney Sports Center)
Date: 08/26/2023 Attend: 8583
Referees: Charles Fleet, Mary Faragher, Amber Nicholson, Jodie Wielenga

MATCH 3: #5 NEBRASKA 3, SMU 0

AUG. 27, 2023

Table with columns for player name, position, and statistics for Match 3.

Summary statistics for Match 3, including Set scores (SMU 1-2, Nebraska 3-0) and Total team blocks (7.0).

Table with columns for player name, position, and statistics for Match 3, including totals.

Attack by set statistics for Match 3, showing set scores and team records.

Site: Lincoln (Bob Devaney Sports Center)
Date: 08/27/2023 Attend: 8311
Referees: Charles Fleet, Mary Faragher, Jodie Wielenga, Amber Nicholson

MATCH 4: #4 NEBRASKA 3, OMAHA 0

AUG. 30, 2023

Table with columns for player name, position, and statistics for Match 4.

Summary statistics for Match 4, including Set scores (Omaha 1-2, Nebraska 3-0) and Total team blocks (4.5).

Table with columns for player name, position, and statistics for Match 4, including totals.

Attack by set statistics for Match 4, showing set scores and team records.

Site: Lincoln, NE (Memorial Stadium)
Date: 08/30/2023 Attend: 92003
Referees: Suzanne Lowry, Bill Stanley, Nathan Wagner, Sarah Myres

2023 NEBRASKA VOLLEYBALL

2023 BOX SCORES

MATCH 5: #4 NEBRASKA 3, KANSAS STATE

SEPT. 3, 2023

Box score for Match 5, Nebraska vs Kansas State. Includes player stats for Nebraska and Kansas State, and team totals.

Attack By Set and Total Team Blocks for Match 5. Includes set-by-set performance and total blocks for both teams.

Box score for Match 5, Kansas State vs Nebraska. Includes player stats for Kansas State and Nebraska, and team totals.

Attack By Set and Total Team Blocks for Match 5, Kansas State vs Nebraska. Includes set-by-set performance and total blocks for both teams.

Site: Manhattan (Bramlage Coliseum)
Date: 09/03/2023 Attend: 3044
Referees: Craig Wiedel, Daryl Korinek

MATCH 6: #4 NEBRASKA 3, #16 CREIGHTON 1

SEPT. 6, 2023

Box score for Match 6, Nebraska vs Creighton. Includes player stats for Creighton and Nebraska, and team totals.

Attack By Set and Total Team Blocks for Match 6. Includes set-by-set performance and total blocks for both teams.

Box score for Match 6, Nebraska vs Creighton. Includes player stats for Nebraska and Creighton, and team totals.

Attack By Set and Total Team Blocks for Match 6. Includes set-by-set performance and total blocks for both teams.

Site: Lincoln (Bob Devaney Sports Center)
Date: 09/06/2023 Attend: 8656
Referees: Robyn Courchane, Christina Fiebel, Ken Corum, Amber Nicholson

MATCH 7: #4 NEBRASKA 3, LONG BEACH STATE 0

SEPT. 9, 2023

Box score for Match 7, Nebraska vs Long Beach State. Includes player stats for Long Beach State and Nebraska, and team totals.

Attack By Set and Total Team Blocks for Match 7. Includes set-by-set performance and total blocks for both teams.

Box score for Match 7, Nebraska vs Long Beach State. Includes player stats for Nebraska and Long Beach State, and team totals.

Attack By Set and Total Team Blocks for Match 7. Includes set-by-set performance and total blocks for both teams.

Site: Lincoln, Nebraska (Bob Devaney Sports Center)
Date: 09/09/2023 Attend: 8589
Referees: Jim Kuziela, Tim Harlow, Jodie Wielenga, Amber Nicholson

MATCH 8: #4 NEBRASKA 3, #5 STANFORD 1

SEPT. 12, 2023

Box score for Match 8, Nebraska vs Stanford. Includes player stats for Stanford and Nebraska, and team totals.

Attack By Set and Total Team Blocks for Match 8. Includes set-by-set performance and total blocks for both teams.

Box score for Match 8, Nebraska vs Stanford. Includes player stats for Nebraska and Stanford, and team totals.

Attack By Set and Total Team Blocks for Match 8. Includes set-by-set performance and total blocks for both teams.

Site: Stanford, CA (Maples Pavilion)
Date: 09/12/2023 Attend: 3363
Referees: Sergio Gonzalez, Ryan MacDowall, Donald Tran, Neal Meredith









2023 NEBRASKA VOLLEYBALL

2023 BOX SCORES

MATCH 25: #1 NEBRASKA 3, ILLINOIS 1

NOV. 12, 2023

Match 25 box score table with columns for player name, set numbers, and various performance metrics like attacks, sets, and blocks.

Summary statistics for Match 25, including Attack By Set, SET SCORES (1-2-3), and TOTAL TEAM BLOCKS (9.0).

Match 25 box score table for Nebraska players, including Reilly, Bergen, Allick, Bekka, and others.

Summary statistics for Match 25, including Attack By Set, SET SCORES (3-25-25-24-25), and TOTAL TEAM BLOCKS (9.5).

Match 25 statistics including Site: Lincoln, Nebraska (Bob Devaney Sports Center), Date: 11/12/2023, and Referees.

MATCH 27: #1 NEBRASKA 3, IOWA 0

NOV. 19, 2023

Match 27 box score table for Nebraska players, including Reilly, Bergen, Allick, Bekka, and others.

Summary statistics for Match 27, including Attack By Set, SET SCORES (3-25-25-25), and TOTAL TEAM BLOCKS (6.0).

Match 27 box score table for Iowa players, including Moravec, Nataly, McSweeney, Delaney, and others.

Summary statistics for Match 27, including Attack By Set, SET SCORES (3-25-25-25), and TOTAL TEAM BLOCKS (8.5).

Match 27 statistics including Site: Coralville, Iowa (Xtream Arena), Date: 11/19/2023, and Referees.

MATCH 26: #1 NEBRASKA 3, MICHIGAN 0

NOV. 17, 2023

Match 26 box score table for Michigan players, including Nyambio, Serena, Humphrey, Brooke, and others.

Summary statistics for Match 26, including Attack By Set, SET SCORES (3-25-25-25), and TOTAL TEAM BLOCKS (5.0).

Match 26 box score table for Nebraska players, including Reilly, Bergen, Allick, Bekka, and others.

Summary statistics for Match 26, including Attack By Set, SET SCORES (3-25-25-25), and TOTAL TEAM BLOCKS (8.0).

Match 26 statistics including Site: Lincoln, Nebraska (Bob Devaney Sports Center), Date: 11/17/2023, and Referees.

MATCH 28: #5 WISCONSIN 3, #1 NEBRASKA 0

NOV. 24, 2023

Match 28 box score table for Wisconsin players, including Hammill, MJ, Crawford, Caroline, and others.

Summary statistics for Match 28, including Attack By Set, SET SCORES (3-25-25-25), and TOTAL TEAM BLOCKS (3.0).

Match 28 box score table for Nebraska players, including Hammill, MJ, Crawford, Caroline, and others.

Summary statistics for Match 28, including Attack By Set, SET SCORES (3-25-25-25), and TOTAL TEAM BLOCKS (6.0).

Match 28 statistics including Site: Madison (Wisconsin Field House), Date: 11/24/2023, and Referees.



2023 NEBRASKA VOLLEYBALL

2023 BOX SCORES

MATCH 29: #1 NEBRASKA 3, MINNESOTA 1

NOV. 25, 2023

Box score table for Match 29 showing player stats for Nebraska and Minnesota across various categories like Attack, Set, Serve, Reception, Block, and BHE.

Summary table for Match 29 including Set scores (1-2-3-4), Team records, and Total team blocks (15.0).

Box score table for Match 29 showing player stats for Minnesota across various categories like Attack, Set, Serve, Reception, Block, and BHE.

Summary table for Match 29 including Set scores (1-2-3-4), Team records, and Total team blocks (10.0).

Match details for Match 29: Site: Minneapolis (Maturi Pavilion), Date: 11/25/2023, Attend: 5268, Time: 2:17, Referees: Devonie McLarty, Carla Bunner, Sarah Myres, Kendrick Paulson.

MATCH 30: #1 NEBRASKA 3, LIU 0

DEC. 1, 2023

Box score table for Match 30 showing player stats for Nebraska and LIU across various categories like Attack, Set, Serve, Reception, Block, and BHE.

Summary table for Match 30 including Set scores (1-2-3), Team records, and Total team blocks (8.0).

Summary table for Match 30 including Set scores (1-2-3), Team records, and Total team blocks (6.0).

Box score table for Match 30 showing player stats for Nebraska across various categories like Attack, Set, Serve, Reception, Block, and BHE.

Summary table for Match 30 including Set scores (1-2-3-4), Team records, and Total team blocks (6.0).

Match details for Match 30: Site: Lincoln, Nebraska (Bob Devaney Sports Center), Date: 12/01/2023, Attend: 8599, Time: 1:32, Referees: Chuck Fleet, Bill Stanley, Ken Corum, Mike Behrens.

MATCH 31: #1 NEBRASKA 3, MISSOURI 0

DEC. 2, 2023

Box score table for Match 31 showing player stats for Nebraska and Missouri across various categories like Attack, Set, Serve, Reception, Block, and BHE.

Summary table for Match 31 including Set scores (1-2-3), Team records, and Total team blocks (5.0).

Box score table for Match 31 showing player stats for Nebraska across various categories like Attack, Set, Serve, Reception, Block, and BHE.

Summary table for Match 31 including Set scores (1-2-3), Team records, and Total team blocks (14.0).

Match details for Match 31: Site: Lincoln, Nebraska (Bob Devaney Sports Center), Date: 12/02/2023, Attend: 8640, Time: 1:29, Referees: Pati Rolf, Bill Stanley, Sarah Myres, Nathan Wagner.

MATCH 32: #1 NEBRASKA 3, #12 GEORGIA TECH 0

DEC. 7, 2023

Box score table for Match 32 showing player stats for Nebraska and Georgia Tech across various categories like Attack, Set, Serve, Reception, Block, and BHE.

Summary table for Match 32 including Set scores (1-2-3), Team records, and Total team blocks (2.0).

Box score table for Match 32 showing player stats for Nebraska across various categories like Attack, Set, Serve, Reception, Block, and BHE.

Summary table for Match 32 including Set scores (1-2-3), Team records, and Total team blocks (11.0).

Match details for Match 32: Site: Lincoln, Nebraska (Bob Devaney Sports Center), Date: 12/07/2023, Attend: 8580, Time: 1:31, Referees: Michelle Prater, Joseph Gustafson, Talita Benevides, Dan Swensen.

2023 NEBRASKA VOLLEYBALL

2023 BOX SCORES

MATCH 33: #1 NEBRASKA 3, #9 ARKANSAS 1

DEC. 9, 2023

| #      | Arkansas           | 1 | 2 | 3 | 5 | Attack |    |    | Set  |      |     | Serve |     |      | Reception |    |       | Block |    |       | Pts   |      |      |      |
|--------|--------------------|---|---|---|---|--------|----|----|------|------|-----|-------|-----|------|-----------|----|-------|-------|----|-------|-------|------|------|------|
|        |                    |   |   |   |   | K      | E  | TA | Pct  | Ass  | Err | TA    | Pct | SA   | SE        | TA | Pct   | 0     | RE | Pct   |       | Dig  | BS   | BA   |
| 2      | Lawson, Jada       | 0 | 0 | 0 | 0 | 4      | .  | .  | .000 | .    | .   | 1     | 2   | 16   | .875      | .  | .     | .000  | .  | .     | .     | .    | 1.0  |      |
| 3      | Petties, Sania     | 0 | 0 | 0 | 0 | 4      | 9  | 3  | .300 | 2    | .   | 2     | .   | .000 | 1         | .  | 1.000 | .     | .  | 3     | .     | 10.5 |      |      |
| 7      | Head, Taylor       | 0 | 0 | 0 | 0 | 4      | 10 | 10 | .510 | 4    | .   | 5     | .   | .800 | .         | .  | 1.000 | 39    | .  | 1.000 | 18    | .    | 10.0 |      |
| 10     | Gillen, Jillian    | 0 | 0 | 0 | 0 | 4      | 14 | 10 | .570 | 2    | .   | 4     | .   | .500 | 4         | 2  | 13    | .846  | 21 | 1     | .955  | 9    | 3    | 19.5 |
| 11     | Cartwright, Maggie | 0 | 0 | 0 | 0 | 4      | 11 | 5  | .340 | .176 | .   | 2     | .   | .000 | 1         | 1  | 13    | .923  | .  | .     | .000  | 10   | 4    | 14.0 |
| 15     | Jackson, Courtney  | L | L | L | L | 4      | .  | .  | .000 | 2    | .   | 16    | .   | .125 | 1         | 2  | 15    | .867  | 31 | .     | 1.000 | 15   | .    | 1.0  |
| 18     | Hogue, Hannah      | 0 | 0 | 0 | 0 | 4      | 3  | 1  | .500 | .38  | .   | 146   | .   | .260 | 1         | 3  | 14    | .786  | .  | .     | .000  | 9    | 2    | 5.0  |
| 44     | Evans, Zoi         | 0 | 0 | 0 | 0 | 4      | .  | .  | .000 | .    | .   | .     | .   | .000 | .         | .  | .000  | .     | .  | .000  | 1     | .    | 6    | 3.0  |
| TEAM   |                    |   |   |   |   | .      | .  | .  | .000 | .    | .   | .     | .   | .000 | .         | .  | .000  | .     | .  | .000  | .     | .    | 0.0  |      |
| Totals |                    |   |   |   |   | 4      | 47 | 29 | .180 | .100 | .46 | .     | 176 | .261 | 8         | 10 | 87    | .885  | 92 | 1     | .989  | 62   | 18   | 64.0 |

Attack By Set

| Set | K  | E  | TA | Pct  | Sideout | Pct |
|-----|----|----|----|------|---------|-----|
| 1   | 17 | 10 | 45 | .156 | 14-26   | 53% |
| 2   | 7  | 6  | 40 | .025 | 11-24   | 45% |
| 3   | 15 | 5  | 45 | .222 | 15-22   | 68% |
| 4   | 8  | 8  | 50 | .600 | 13-24   | 54% |

TOTAL TEAM BLOCKS

9.0

SET SCORES

|          | 1   | 2  | 3  | 4  | Team records: |            |
|----------|-----|----|----|----|---------------|------------|
| Arkansas | (1) | 24 | 14 | 25 | 23            | 28-6, 15-3 |
| Nebraska | (3) | 26 | 25 | 21 | 25            | 32-1, 19-1 |

| #      | Nebraska         | 1 | 2 | 3 | 4 | 5 | Attack |    |      | Set  |     |     | Serve |      |    | Reception |       |       | Block |      |      | Pts  |     |      |      |      |
|--------|------------------|---|---|---|---|---|--------|----|------|------|-----|-----|-------|------|----|-----------|-------|-------|-------|------|------|------|-----|------|------|------|
|        |                  |   |   |   |   |   | K      | E  | TA   | Pct  | Ass | Err | TA    | Pct  | SA | SE        | TA    | Pct   | 0     | RE   | Pct  |      | Dig | BS   | BA   | BE   |
| 2      | Reilly, Bergen   | 0 | 0 | 0 | 0 | 4 | 2      | .  | 7    | .286 | 40  | .   | 106   | .377 | 1  | .         | 22    | 1.000 | .     | .    | .000 | 16   | .   | 4    | 1    | 5.0  |
| 5      | Allick, Bekka    | 0 | 0 | 0 | 0 | 4 | 5      | 2  | .130 | .231 | .   | 1   | .     | .000 | .  | .         | .000  | .     | .     | .000 | .    | 12   | 1   | .    | 11.0 |      |
| 6      | Choboy, Laney    | 0 | 0 | 0 | 0 | 4 | .      | .  | .000 | 3    | .   | 4   | .     | .750 | .  | 1         | 14    | .929  | 20    | 2    | .909 | 13   | .   | .    | 0.0  |      |
| 8      | Rodriguez, Lexi  | L | L | L | L | 4 | .      | .  | .000 | 8    | .   | 26  | .308  | .    | 19 | 1.000     | 17    | 1     | .944  | 20   | .    | .    | .   | .    | 0.0  |      |
| 9      | Orr, Kennedy     | 0 | 0 | 0 | 0 | 4 | .      | .  | .000 | .    | .   | .   | .000  | .    | 15 | 1.000     | .     | .     | .000  | 1    | .    | .    | .   | .    | 0.0  |      |
| 13     | Beason, Merritt  | 0 | 0 | 0 | 0 | 4 | 19     | 8  | .460 | .239 | 1   | .   | 2     | .500 | 2  | 11        | .818  | 3     | 1     | .750 | 11   | .    | 8   | 23.0 |      |      |
| 14     | Batenhorst, Ally | 0 | 0 | 0 | 0 | 4 | 9      | 7  | .320 | .062 | 1   | .   | 4     | .250 | .  | .         | .000  | 9     | 1     | .900 | 3    | .    | 2   | 1    | 10.0 |      |
| 15     | Jackson, Andi    | 0 | 0 | 0 | 0 | 4 | 7      | 2  | .130 | .385 | .   | 1   | .     | .000 | .  | .         | .000  | .     | .     | .000 | 2    | .    | 4   | .    | 9.0  |      |
| 27     | Murray, Harper   | 0 | 0 | 0 | 0 | 4 | 15     | 8  | .430 | .163 | 1   | .   | 5     | .200 | .  | 15        | 1.000 | 20    | 3     | .870 | 12   | 1    | 2   | .    | 17.0 |      |
| TEAM   |                  |   |   |   |   | . | .      | .  | .000 | .    | .   | .   | .000  | .    | .  | .000      | .     | .     | .000  | .    | .    | .000 | .   | .    | 0.0  |      |
| Totals |                  |   |   |   |   | 4 | 57     | 27 | .155 | .194 | 54  | .   | 149   | .362 | 1  | 3         | 96    | .969  | 69    | 8    | .896 | 78   | 1   | 32   | 2    | 75.0 |

Attack By Set

| Set | K  | E  | TA | Pct  | Sideout | Pct |
|-----|----|----|----|------|---------|-----|
| 1   | 13 | 6  | 36 | .194 | 14-24   | 58% |
| 2   | 18 | 5  | 43 | .302 | 12-15   | 80% |
| 3   | 11 | 6  | 34 | .147 | 14-24   | 58% |
| 4   | 15 | 10 | 42 | .119 | 14-24   | 58% |

TOTAL TEAM BLOCKS

17.0

Site: Lincoln, Nebraska (Bob Devaney Sports Center)  
 Date: 12/09/2023 Attend: 8713 Time: 2:23  
 Referees: Michelle Prater, Joseph Gustfson, Dan Swensen, Talita Benevides  
 Tie Scores 1 2 3 4 Total  
 5 1 11 8 25  
 Lead changes 2 0 5 4 11

2023 NEBRASKA VOLLEYBALL

TV/PHOTO ROSTER




**#2 BERGEN REILLY**  
Fr. • S • Sioux Falls, S.D.



**#5 BEKKA ALLICK**  
So. • MB • Lincoln, Neb.



**#6 LANEY CHOBOY**  
Fr. • DS/L • Raleigh, N.C.



**#7 MAISIE BOESIGER**  
So. • DS/L • Firth, Neb.



**#8 LEXI RODRIGUEZ**  
Jr. • DS/L • Sterling, Ill.



**#9 KENNEDI ORR**  
Jr. • S • Eagan, Minn.



**#10 CAROLINE JUREVICIUS**  
Fr. • OH • Cleveland, Ohio



**#11 HAYDEN KUBIK**  
So. • OH • West Des Moines, Iowa



**#13 MERRITT BEASON**  
Jr. • OH • Gardendale, Ala.



**#14 ALLY BATENHORST**  
Jr. • OH • Houston, Texas



**#15 ANDI JACKSON**  
Fr. • MB • Brighton, Colo.



**#22 LINDSAY KRAUSE**  
Jr. • OH • Papillion, Neb.



**#27 HARPER MURRAY**  
Fr. • OH • Ann Arbor, Mich.



**#44 MAGGIE MENDELSON**  
So. • MB • Ogden, Utah




**JOHN COOK**  
Head Coach



**JAYLEN REYES**  
Assistant Coach



**KELLY HUNTER**  
Assistant Coach



**JORDAN LARSON**  
Assistant Coach



**LINDSAY PETERSON**  
Director of Operations

NCAA TOURNAMENT HISTORY

**OVERALL NCAA TOURNAMENT RECORD:**

129-36 (.782)

**BY SITE:**

Home: 83-7 (Coliseum 55-5/Devaney Center 28-2)

Away/Neutral Sites: 46-29

**BY ROUND:**

First: 36-1 (Nebraska received a bye from 1994-97 and 2021)

Second: 29-2 (Second round began in 1993)

Regional Semifinal: 32-7

Regional Final: 17-15

National Semifinal: 10-6

National Final: 5-5

**BEST NCAA TOURNAMENT WINNING PCT.**

|                    |                      |
|--------------------|----------------------|
| 1. Stanford        | 138-34 (.802)        |
| <b>2. Nebraska</b> | <b>129-36 (.782)</b> |
| 3. Penn State      | 110-36 (.753)        |
| 4. Texas           | 114-36 (.760)        |
| 5. UCLA            | 94-35 (.729)         |

**MOST NCAA TOURNAMENT WINS**

|                    |            |
|--------------------|------------|
| 1. Stanford        | 138        |
| <b>2. Nebraska</b> | <b>129</b> |
| 3. Texas           | 114        |
| 4. Penn State      | 110        |
| 5. UCLA            | 94         |

**MOST NCAA TOURNAMENT APPEARANCES**

|                    |           |
|--------------------|-----------|
| 1. Penn State      | 43        |
| <b>2. Nebraska</b> | <b>42</b> |
| Stanford           | 42        |
| 4. Hawaii          | 41        |
| 5. Texas           | 40        |

**MOST NCAA SEMIFINALS APPEARANCES**

|                    |           |
|--------------------|-----------|
| 1. Stanford        | 23        |
| <b>2. Nebraska</b> | <b>17</b> |
| 3. Texas           | 15        |
| 4. Penn State      | 13        |
| 5. UCLA            | 12        |

**MOST NCAA FINAL APPEARANCES**

|                    |           |
|--------------------|-----------|
| 1. Stanford        | 17        |
| 2. Penn State      | 13        |
| <b>3. Nebraska</b> | <b>10</b> |
| 4. Texas           | 8         |
| UCLA               | 8         |

**MOST NCAA CHAMPIONSHIPS**

|                     |          |
|---------------------|----------|
| 1. Stanford         | 9        |
| 2. Penn State       | 7        |
| <b>3. Nebraska</b>  | <b>5</b> |
| 4. UCLA             | 4        |
| 5. Hawaii           | 3        |
| Long Beach State    | 3        |
| Southern California | 3        |
| Texas               | 3        |

Note: NCAA Tournament action 1981-current

**1982 (1-1)**

First Round at Lincoln, Neb.  
Penn State W, 3-0 15-13, 15-5, 15-13  
Mideast Regional at West Lafayette, Ind.  
Purdue L, 2-3 15-12, 15-12, 4-15, 12-15, 5-15

**1983 (0-1)**

First Round at Kalamazoo, Mich.  
Western Michigan L, 1-3 15-9, 12-15, 12-15, 8-15

**1984 (2-1)**

First Round at Lincoln, Neb.  
Pittsburgh W, 3-0 15-6, 15-5, 15-13  
Mideast Regional at Kalamazoo, Mich.  
W. Michigan W, 3-1 15-12, 15-10, 8-15, 15-7  
Pacific L, 1-3 8-15, 10-15, 15-13, 15-3

**1985 (2-1)**

First Round at Lincoln, Neb.  
Penn State W, 3-0 15-8, 15-7, 15-12  
Mideast Regional at Lincoln, Neb.  
Purdue W, 3-1 15-1, 16-14, 12-15, 15-11  
USC L, 1-3 15-5, 11-15, 12-15, 7-15

**1986 (4-1) - NCAA RUNNER-UP**

First Round at Lincoln, Neb. (Devaney Center)  
Pittsburgh W, 3-1 11-15, 15-5, 15-10, 15-7  
Mideast Regional at Lincoln, Neb. (Devaney Center)  
Penn State W, 3-2 7-15, 15-4, 16-14, 16-18, 15-9  
Illinois W, 3-0 15-9, 15-8, 15-3  
Championships at Stockton, Calif.  
Stanford W, 3-1 7-15, 15-2, 15-10, 15-10  
Pacific L, 0-3 12-15, 4-15, 4-15

**1987 (2-1)**

First Round at Lincoln, Neb.  
Northern Iowa W, 3-0 15-9, 15-1, 15-3  
Mideast Regional at Champaign, Ill.  
Purdue W, 3-0 15-8, 15-12, 15-3  
Illinois L, 0-3 11-15, 12-15, 5-15

**1988 (1-1)**

First Round at Lincoln, Neb.  
Weber State W, 3-2 15-10, 15-4, 14-16, 8-15, 15-8  
Mideast Regional at Champaign, Ill.  
Oklahoma L, 2-3 12-15, 9-15, 15-8, 15-11, 10-15

**1989 (4-1) - NCAA RUNNER-UP**

First Round at Lincoln, Neb.  
Illinois State W, 3-0 15-7, 15-11, 15-12  
Mideast Regional at Lincoln, Neb.  
Minnesota W, 3-1 15-10, 11-15, 15-13, 15-12  
Illinois W, 3-0 17-15, 15-5, 15-8  
Championships at Honolulu, Hawaii  
UCLA W, 3-0 15-13, 15-11, 15-6  
Long Beach State L, 0-3 12-15, 0-15, 6-15

**1990 (3-1) - NCAA SEMIFINALIST**

First Round at Lincoln, Neb.  
Miami (Ohio) W, 3-0 15-3, 15-9, 15-9  
Mideast Regional at Lincoln, Neb.  
Pittsburgh W, 3-0 15-7, 15-11, 15-7  
Penn State W, 3-0 15-12, 16-14, 10-15, 15-5  
Championships at College Park, Md.  
Pacific L, 1-3 13-15, 15-11, 9-15, 12-15

**1991 (2-1)**

First Round at Lincoln, Neb. (Devaney Center)  
Illinois W, 3-0 15-5, 15-8, 15-12  
Mideast Regional at Lincoln, Neb. (Devaney Center)  
Wisconsin W, 3-0 15-9, 15-10, 15-10  
Ohio State L, 1-3 15-9, 9-15, 16-17, 7-15

**1992 (1-1)**

First Round at Lincoln, Neb.  
Colorado W, 3-1 15-11, 15-8, 8-15, 19-17

Mideast Regional at Champaign, Ill.  
Illinois L, 0-3 10-15, 7-15, 10-15

**1993 (1-1)**

First Round at Lincoln, Neb.  
Cornell W, 3-0 15-7, 15-4, 15-1  
Second Round at South Bend, Ind.  
Notre Dame L, 0-3 11-15, 10-15, 8-15

**1994 (2-1)**

First Round - Bye  
Second Round at Lincoln, Neb.  
George Wash. W, 3-0 17-15, 15-9, 15-8  
Mideast Regional at Lincoln, Neb.  
Colorado W, 3-0 15-11, 15-7, 15-5  
Penn State L, 1-3 15-12, 11-15, 9-15, 8-15

**1995 (5-0) - NCAA CHAMPION**

First Round - Bye  
Second Round at Lincoln, Neb.  
George Mason W, 3-0 15-2, 15-5, 16-14  
Central Regional at Lincoln, Neb.  
Penn State W, 3-1 15-7, 15-6, 14-16, 15-2  
UCLA W, 3-0 15-9, 15-7, 16-14  
Championships at Amherst, Mass.  
Michigan State W, 3-2 10-15, 15-8, 15-8, 9-15, 15-8  
Texas W, 3-1 11-15, 15-2, 15-7, 16-14

**1996 (3-1) - NCAA SEMIFINALIST**

First Round - Bye  
Second Round at Lincoln, Neb.  
Arkansas W, 3-1 15-8, 12-15, 15-7, 15-7  
East Regional at Lincoln, Neb.  
Louisville W, 3-0 15-6, 15-7, 15-4  
Penn State W, 3-2 15-12, 8-15, 15-13, 9-15, 20-18  
Championships at Cleveland, Ohio  
Stanford L, 1-3 15-9, 7-15, 9-15, 8-15

**1997 (2-1)**

First Round - Bye  
Second Round at Lincoln, Neb.  
Michigan State W, 3-0 15-7, 15-12, 15-4  
Pacific Regional at Long Beach, Calif.  
USC W, 3-2 15-13, 12-15, 14-16, 15-7, 15-12  
Long Beach State L, 0-3 9-15, 9-15, 3-15

**1998 (4-1) - NCAA SEMIFINALIST**

First and Second Rounds at Lincoln, Neb.  
Morgan State W, 3-0 15-1, 15-2, 15-0  
Utah W, 3-1 14-16, 15-4, 15-8, 15-9  
Pacific Regional at Lincoln, Neb.  
Pepperdine W, 3-2 16-14, 10-15, 14-16, 15-1, 15-12  
Wisconsin W, 3-2 12-15, 18-16, 9-15, 15-10, 15-10  
Championships at Madison, Wis.  
Penn State L, 1-3 11-15, 8-15, 15-8, 11-15

**1999 (2-1)**

First and Second Rounds at Lincoln, Neb.  
Davidson W, 3-0 15-3, 15-5, 15-3  
San Diego W, 3-0 15-12, 15-8, 15-9  
Pacific Regional at Stanford, Calif.  
UC Santa Barbara L, 1-3 5-15, 15-7, 8-15, 3-15

**2000 (6-0) - NCAA CHAMPION**

First and Second Rounds at Lincoln, Neb.  
Princeton W, 3-0 15-9, 15-2, 15-7  
South Carolina W, 3-2 15-11, 9-15, 13-15, 15-12, 15-13  
Midwest Regional at Lincoln, Neb.  
Ohio State W, 3-0 15-9, 15-6, 15-5  
Arizona W, 3-0 15-7, 17-15, 15-11  
Championships at Richmond, Va.  
Hawaii W, 3-1 15-3, 15-12, 9-15, 15-10  
Wisconsin W, 3-2 15-9, 9-15, 7-15, 15-2, 15-9

**2023 NEBRASKA VOLLEYBALL****NCAA TOURNAMENT HISTORY****2001 (4-1) - NCAA SEMIFINALIST**

First and Second Rounds at Manhattan, Kan.

|                                           |        |                                   |
|-------------------------------------------|--------|-----------------------------------|
| Oral Roberts                              | W, 3-0 | 30-8, 30-15, 30-23                |
| Kansas State                              | W, 3-1 | 30-25, 28-30, 30-26, 30-19        |
| <i>Midwest Regional at Lincoln, Neb.</i>  |        |                                   |
| Colorado State                            | W, 3-1 | 29-31, 30-21, 30-26, 36-34        |
| Florida                                   | W, 3-2 | 30-18, 30-24, 28-30, 25-30, 15-13 |
| <i>Championships at San Diego, Calif.</i> |        |                                   |
| Stanford                                  | L, 0-3 | 29-31, 28-30, 21-30               |

**2002 (3-1)**

First and Second Rounds at Lincoln, Neb.

|                                          |        |                            |
|------------------------------------------|--------|----------------------------|
| UT Martin                                | W, 3-0 | 30-12, 30-17, 30-14        |
| Arizona State                            | W, 3-0 | 30-22, 30-21, 30-17        |
| <i>Midwest Regional at Lincoln, Neb.</i> |        |                            |
| Miami                                    | W, 3-0 | 30-18, 30-17, 30-21        |
| Hawaii                                   | L, 1-3 | 25-30, 30-25, 27-30, 21-30 |

**2003 (2-1)**

First and Second Rounds at East Lansing, Mich.

|                                          |        |                            |
|------------------------------------------|--------|----------------------------|
| Valparaiso                               | W, 3-0 | 30-19, 30-22, 30-21        |
| Dayton                                   | W, 3-0 | 30-19, 30-14, 30-25        |
| <i>Midwest Regional at Lincoln, Neb.</i> |        |                            |
| UCLA                                     | L, 1-3 | 30-20, 27-30, 21-30, 23-30 |

**2004 (3-1)**

First and Second Rounds at Lincoln, Neb.

|                                            |        |                                   |
|--------------------------------------------|--------|-----------------------------------|
| Iona                                       | W, 3-0 | 30-15, 30-12, 30-19               |
| Wichita State                              | W, 3-0 | 30-22, 30-20, 30-21               |
| <i>Midwest Regional at Louisville, Ky.</i> |        |                                   |
| Louisville                                 | W, 3-0 | 30-22, 32-30, 30-19               |
| USC                                        | L, 2-3 | 35-33, 27-30, 21-30, 36-34, 12-15 |

**2005 (5-1) - NCAA RUNNER-UP**

First and Second Rounds at Lincoln, Neb.

|                                            |        |                     |
|--------------------------------------------|--------|---------------------|
| Alabama A&M                                | W, 3-0 | 30-15, 30-7, 30-15  |
| Duke                                       | W, 3-0 | 30-19, 30-19, 30-20 |
| <i>Midwest Regional at Omaha, Neb.</i>     |        |                     |
| UCLA                                       | W, 3-0 | 30-28, 30-23, 30-16 |
| Florida                                    | W, 3-0 | 30-26, 30-24, 30-16 |
| <i>Championships at San Antonio, Texas</i> |        |                     |
| Santa Clara                                | W, 3-0 | 30-24, 30-19, 30-21 |
| Washington                                 | L, 0-3 | 26-30, 25-30, 26-30 |

**2006 (6-0) - NCAA CHAMPION**

First and Second Rounds at Lincoln, Neb.

|                                           |        |                                  |
|-------------------------------------------|--------|----------------------------------|
| American                                  | W, 3-1 | 30-16, 30-23, 28-30, 30-16       |
| Northern Iowa                             | W, 3-0 | 30-16, 30-16, 30-14              |
| <i>East Regional at Gainesville, Fla.</i> |        |                                  |
| San Diego                                 | W, 3-0 | 30-21, 30-20, 30-15              |
| Minnesota                                 | W, 3-2 | 25-30, 22-30, 30-20, 30-25, 15-9 |
| <i>Championships at Omaha, Neb.</i>       |        |                                  |
| UCLA                                      | W, 3-1 | 23-30, 30-28, 30-23, 30-28       |
| Stanford                                  | W, 3-1 | 27-30, 30-26, 30-28, 30-27       |

**2007 (3-1)**

First and Second Rounds at Lincoln, Neb.

|                                          |        |                                  |
|------------------------------------------|--------|----------------------------------|
| South Dakota St.                         | W, 3-0 | 30-13, 30-14, 30-13              |
| Wichita State                            | W, 3-0 | 30-22, 30-19, 30-19              |
| <i>Midwest Regional at Madison, Wis.</i> |        |                                  |
| Michigan State                           | W, 3-2 | 25-30, 28-30, 30-17, 30-28, 15-9 |
| California                               | L, 0-3 | 28-30, 29-31, 26-30              |

**2008 (4-1) - NCAA SEMIFINALIST**

First and Second Rounds at Lincoln, Neb.

|                                           |        |                                   |
|-------------------------------------------|--------|-----------------------------------|
| Liberty                                   | W, 3-1 | 25-11, 21-25, 25-16, 25-19        |
| UAB                                       | W, 3-0 | 25-14, 25-15, 25-12               |
| <i>Pacific Regional at Seattle, Wash.</i> |        |                                   |
| Michigan                                  | W, 3-0 | 25-13, 25-16, 25-18               |
| Washington                                | W, 3-2 | 14-25, 23-25, 25-17, 26-24, 15-13 |
| <i>Championships at Omaha, Neb.</i>       |        |                                   |
| Penn State                                | L, 2-3 | 17-25, 18-25, 25-15, 25-22, 11-15 |

**2009 (3-1)**

First and Second Rounds at Lincoln, Neb.

|                                        |        |                            |
|----------------------------------------|--------|----------------------------|
| Coastal Carolina                       | W, 3-0 | 25-18, 25-13, 25-15        |
| Northern Iowa                          | W, 3-0 | 25-14, 25-17, 25-21        |
| <i>Midwest Regional at Omaha, Neb.</i> |        |                            |
| Iowa State                             | W, 3-0 | 25-11, 25-19, 25-22        |
| Texas                                  | L, 1-3 | 25-21, 18-25, 16-25, 17-25 |

**2010 (2-1)**

First and Second Rounds at Lincoln, Neb.

|                                           |        |                            |
|-------------------------------------------|--------|----------------------------|
| Sacred Heart                              | W, 3-0 | 25-12, 25-22, 25-11        |
| Auburn                                    | W, 3-0 | 25-10, 25-17, 25-15        |
| <i>Pacific Regional at Seattle, Wash.</i> |        |                            |
| Washington                                | L, 1-3 | 16-25, 25-20, 21-25, 27-29 |

**2011 (1-1)**

First and Second Rounds at Lincoln, Neb.

|               |        |                                   |
|---------------|--------|-----------------------------------|
| Jackson State | W, 3-0 | 25-10, 25-16, 25-13               |
| Kansas State  | L, 2-3 | 22-25, 25-22, 29-31, 25-22, 11-15 |

**2012 (3-1)**

First and Second Rounds at Lincoln, Neb.

|                       |        |                            |
|-----------------------|--------|----------------------------|
| UMES                  | W, 3-0 | 25-14, 25-10, 25-18        |
| Northern Iowa         | W, 3-0 | 25-21, 25-16, 25-21        |
| <i>Omaha Regional</i> |        |                            |
| Washington            | W, 3-0 | 25-14, 25-21, 25-23        |
| Oregon                | L, 1-3 | 25-15, 22-25, 18-25, 17-25 |

**2013 (3-1)**

First and Second Rounds at Lincoln, Neb.

|                         |        |                     |
|-------------------------|--------|---------------------|
| Fairfield               | W, 3-0 | 25-15, 25-9, 25-17  |
| Oregon                  | W, 3-0 | 25-22, 25-19, 25-22 |
| <i>Lincoln Regional</i> |        |                     |
| San Diego               | W, 3-0 | 25-20, 25-23, 25-22 |
| Texas                   | L, 0-3 | 19-25, 22-25, 23-25 |

**2014 (3-1)**

First and Second Rounds at Lincoln, Neb.

|                         |        |                                   |
|-------------------------|--------|-----------------------------------|
| Hofstra                 | W, 3-0 | 27-25, 25-23, 25-16               |
| Utah                    | W, 3-2 | 25-23, 25-22, 23-25, 17-25, 15-11 |
| <i>Seattle Regional</i> |        |                                   |
| Washington              | W, 3-1 | 20-25, 25-20, 25-22, 29-27        |
| BYU                     | L, 0-3 | 21-25, 20-25, 21-25               |

**2015 (6-0) - NCAA CHAMPION**

First and Second Rounds at Lincoln, Neb.

|                                     |        |                            |
|-------------------------------------|--------|----------------------------|
| Harvard                             | W, 3-1 | 22-25, 25-15, 25-17, 25-19 |
| Wichita State                       | W, 3-0 | 25-19, 25-19, 25-14        |
| <i>Lexington (Ky.) Regional</i>     |        |                            |
| BYU                                 | W, 3-0 | 26-24, 25-17, 25-23        |
| Washington                          | W, 3-1 | 25-17, 21-25, 25-20, 25-21 |
| <i>Championships at Omaha, Neb.</i> |        |                            |
| Kansas                              | W, 3-1 | 25-20, 25-21, 20-25, 25-16 |
| Texas                               | W, 3-0 | 25-23, 25-23, 25-21        |

**2016 (4-1) - NCAA SEMIFINALIST**

First and Second Rounds at Lincoln, Neb.

|                                        |        |                                  |
|----------------------------------------|--------|----------------------------------|
| New Hampshire                          | W, 3-0 | 25-9, 25-23, 25-18               |
| TCU                                    | W, 3-0 | 25-22, 25-12, 25-16              |
| <i>Lincoln Regional</i>                |        |                                  |
| Penn State                             | W, 3-2 | 23-25, 23-25, 26-24, 25-19, 15-6 |
| Washington                             | W, 3-0 | 25-16, 25-10, 25-21              |
| <i>Championships at Columbus, Ohio</i> |        |                                  |
| Texas                                  | L, 0-3 | 18-25, 23-25, 21-25              |

**2017 (6-0) - NCAA CHAMPION**

First and Second Rounds at Lincoln, Neb.

|                                          |        |                                   |
|------------------------------------------|--------|-----------------------------------|
| Stony Brook                              | W, 3-0 | 25-10, 25-14, 25-12               |
| Washington State                         | W, 3-0 | 25-13, 25-13, 25-18               |
| <i>Lexington (Ky.) Regional</i>          |        |                                   |
| Colorado                                 | W, 3-0 | 25-19, 25-11, 25-21               |
| Kentucky                                 | W, 3-1 | 25-19, 25-22, 25-27, 25-22        |
| <i>Championships at Kansas City, Mo.</i> |        |                                   |
| Penn State                               | W, 3-2 | 25-18, 23-25, 24-26, 28-26, 15-11 |
| Florida                                  | W, 3-1 | 25-22, 25-17, 18-25, 25-16        |

**2018 (5-1) - NCAA RUNNER-UP**

First and Second Rounds at Lincoln, Neb.

|                                            |        |                                   |
|--------------------------------------------|--------|-----------------------------------|
| Hofstra                                    | W, 3-0 | 25-19, 25-12, 25-16               |
| Missouri                                   | W, 3-0 | 25-14, 25-22, 25-18               |
| <i>Minneapolis Regional</i>                |        |                                   |
| Kentucky                                   | W, 3-0 | 25-17, 25-20, 25-23               |
| Oregon                                     | W, 3-0 | 25-22, 25-23, 25-17               |
| <i>Championships at Minneapolis, Minn.</i> |        |                                   |
| Illinois                                   | W, 3-2 | 22-25, 16-25, 25-23, 25-20, 15-11 |
| Stanford                                   | L, 2-3 | 26-28, 25-22, 16-25, 25-15, 12-15 |

**2019 (3-1)**

First and Second Rounds at Lincoln, Neb.

|                         |        |                            |
|-------------------------|--------|----------------------------|
| Ball State              | W, 3-0 | 25-13, 25-18, 25-10        |
| Missouri                | W, 3-1 | 20-25, 25-20, 32-30, 25-18 |
| <i>Madison Regional</i> |        |                            |
| Hawaii                  | W, 3-0 | 29-27, 25-22, 25-19        |
| Wisconsin               | L, 0-3 | 18-25, 22-25, 19-25        |

**2020-21 (2-1)**

First Round - Bye

Second Round at Omaha, Neb.

|                                |        |                            |
|--------------------------------|--------|----------------------------|
| Texas State                    | W, 3-0 | 25-18, 25-17, 25-20        |
| <i>Regional at Omaha, Neb.</i> |        |                            |
| Baylor                         | W, 3-0 | 25-21, 25-17, 25-19        |
| Texas                          | L, 1-3 | 22-25, 25-19, 15-25, 21-25 |

Note: Due to the COVID-19 pandemic, the 2020 NCAA Tournament was limited to 48 teams and was played in April of 2021, with all matches in Omaha.

**2021 (5-1) - NCAA RUNNER-UP**

First and Second Rounds at Lincoln, Neb.

|                                        |        |                                   |
|----------------------------------------|--------|-----------------------------------|
| Campbell                               | W, 3-0 | 25-14, 25-14, 25-17               |
| Florida State                          | W, 3-0 | 25-20, 25-22, 25-17               |
| <i>Austin Regional</i>                 |        |                                   |
| Illinois                               | W, 3-0 | 25-12, 25-21, 25-17               |
| Texas                                  | W, 3-1 | 25-19, 25-23, 23-25, 25-21        |
| <i>Championships at Columbus, Ohio</i> |        |                                   |
| Pittsburgh                             | W, 3-1 | 16-25, 25-17, 25-20, 25-22        |
| Wisconsin                              | L, 2-3 | 25-22, 29-31, 23-25, 25-23, 12-15 |

**2022 (2-1)**

First and Second Rounds at Lincoln, Neb.

|                            |        |                                   |
|----------------------------|--------|-----------------------------------|
| Delaware State             | W, 3-0 | 25-15, 25-9, 25-10                |
| Kansas                     | W, 3-1 | 25-14, 25-18, 19-25, 26-24        |
| <i>Louisville Regional</i> |        |                                   |
| Oregon                     | L, 2-3 | 25-14, 24-26, 25-22, 30-32, 11-15 |

**2023 (4-0)**

First and Second Rounds at Lincoln, Neb.

|                                     |        |                            |
|-------------------------------------|--------|----------------------------|
| LIU                                 | W, 3-0 | 25-13, 25-16, 25-22        |
| Missouri                            | W, 3-0 | 25-14, 25-19, 25-21        |
| <i>Lincoln Regional</i>             |        |                            |
| Georgia Tech                        | W, 3-0 | 25-11, 25-16, 25-21        |
| Arkansas                            | W, 3-1 | 26-24, 25-14, 21-25, 25-23 |
| <i>Championships at Tampa, Fla.</i> |        |                            |
| Pittsburgh                          |        |                            |

2023 NCAA Division I Women's Volleyball Championship



**First/Second Rounds**  
Nov. 30-Dec. 1 or Dec. 1-2

**Regionals**  
December 7 and 9

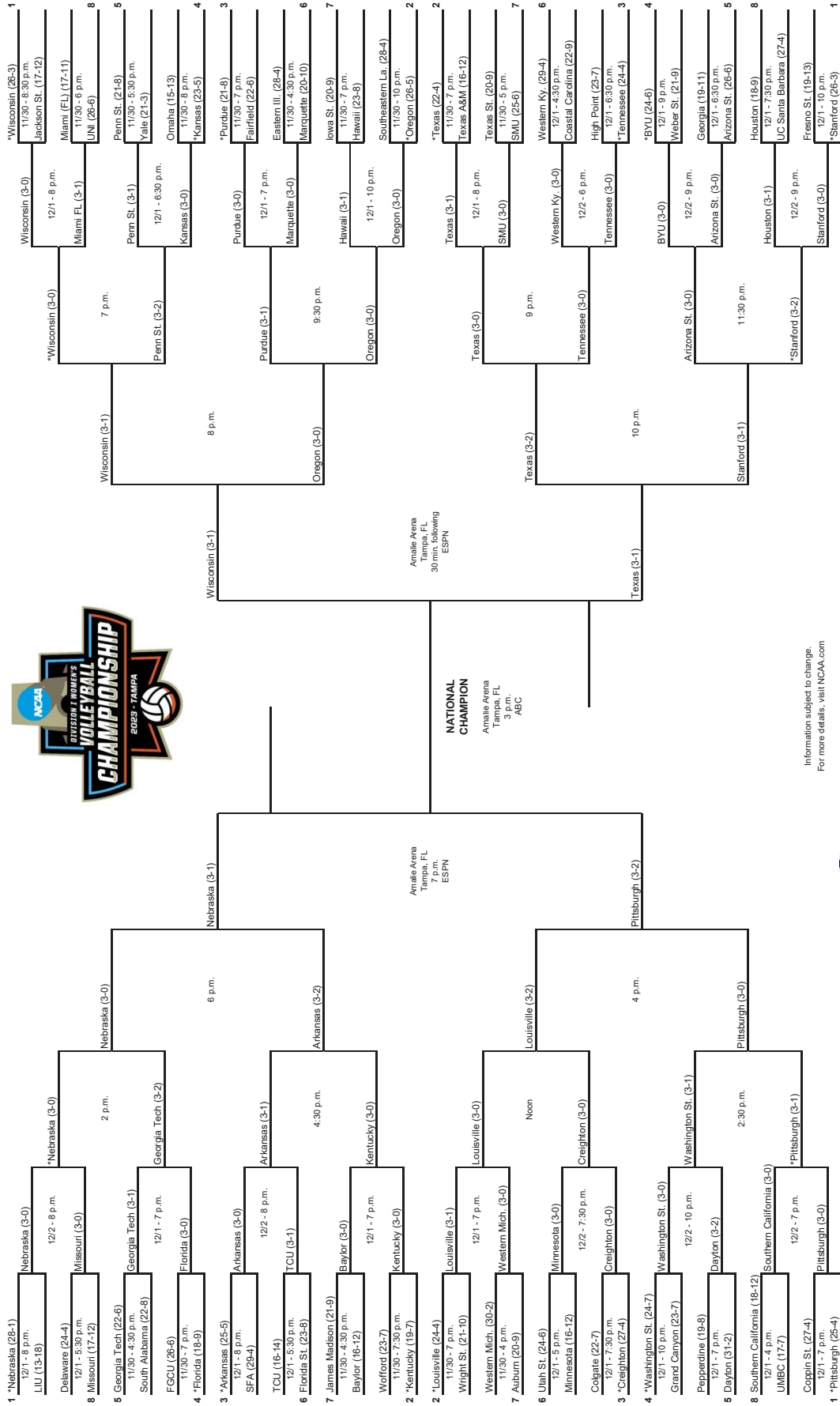
**Semifinals**  
December 14

**Championship**  
December 17

**Semifinals**  
December 14

**Regionals**  
December 7 and 9

**First/Second Rounds**  
Nov. 30-Dec. 1 or Dec. 1-2



Information subject to change.  
For more details, visit NCAA.com



© 2023 National Collegiate Athletic Association. No commercial use without the NCAA's written permission.