



NEBRASKA VOLLEYBALL

NCAA CHAMPIONS • 1995 • 2000 • 2006 • 2015 • 2017

#1 NEBRASKA CORNHUSKERS vs. #5 TEXAS LONGHORNS



#1 NEBRASKA CORNHUSKERS

Record: 33-1 (19-1 Big Ten)
Head Coach: John Cook
Nebraska Record: 689-99 (24th year)
Career Record: 850-172 (30th year)



#5 TEXAS LONGHORNS

Record: 27-4 (17-1 Big 12)
Head Coach: Jerritt Elliott
Texas Record: 588-114 (23rd year)
Career Record: 638-126 (25th year)

NCAA CHAMPIONSHIP

Date: Sunday, Dec. 17

Time: 2 p.m. (CT)

Location: Tampa, Fla.

Arena: Amalie Arena (20,500)

TV: ABC

Stream: WatchESPN

Radio: Huskers Radio Network

Listen: Huskers.com, Huskers App

Series Record: Nebraska leads 33-24

2023 SCHEDULE (33-1, 19-1 BIG TEN)

AUGUST

23	Utah State	W, 3-0 (25-20, 25-17, 25-17)
26	Lipscomb	W, 3-0 (25-10, 25-21, 25-16)
27	SMU	W, 3-0 (25-16, 25-23, 25-16)
30	Omaha	W, 3-0 (25-14, 25-14, 25-13)

SEPTEMBER

3	at Kansas State	W, 3-0 (25-21, 25-15, 25-19)
6	#16 Creighton	W, 3-1 (25-9, 25-13, 23-25, 25-20)
9	Long Beach St.	W, 3-0 (25-18, 25-8, 25-21)
12	at #5 Stanford	W, 3-1 (25-23, 25-16, 19-25, 25-21)
17	#21 Kentucky	W, 3-1 (25-14, 25-22, 23-25, 25-21)
22	#21 Ohio State	W, 3-0 (25-14, 25-16, 25-21)
24	#12 Minnesota	W, 3-0 (25-23, 25-20, 25-22)
29	at #17 Purdue	W, 3-2 (23-25, 25-22, 25-18, 19-25, 15-12)
30	at Indiana	W, 3-1 (23-25, 25-23, 25-15, 25-19)

OCTOBER

6	at Michigan State	W, 3-1 (25-23, 16-25, 25-15, 25-11)
7	at Michigan	W, 3-0 (29-27, 25-17, 25-14)
13	Michigan State	W, 3-1 (25-12, 25-19, 22-25, 25-15)
14	#13 Penn State	W, 3-0 (25-22, 25-22, 25-19)
18	at Northwestern	W, 3-0 (25-15, 25-16, 25-21)
21	#1 Wisconsin	W, 3-2 (25-22, 17-25, 20-25, 26-24, 15-13)
27	Maryland	W, 3-0 (25-19, 25-17, 25-8)
28	Rutgers	W, 3-0 (25-22, 25-15, 25-12)

NOVEMBER

3	at #16 Penn State	W, 3-2 (15-25, 23-25, 25-18, 25-20, 15-13)
5	at Rutgers	W, 3-0 (25-15, 25-20, 25-18)
8	Northwestern	W, 3-1 (28-26, 24-26, 25-11, 25-20)
12	Illinois	W, 3-1 (25-14, 25-14, 24-26, 25-22)
17	Michigan	W, 3-0 (25-15, 25-12, 25-20)
19	at Iowa	W, 3-0 (25-21, 25-21, 25-15)
24	at #5 Wisconsin	L, 0-3 (22-25, 26-28, 16-25)
25	at Minnesota	W, 3-1 (25-19, 25-18, 21-25, 25-23)

DECEMBER

	TV/STREAM	TIME (CT)
1	Long Island	W, 3-0 (25-13, 25-16, 25-22)
2	Missouri	W, 3-0 (25-14, 25-19, 25-21)
7	#12 Georgia Tech	W, 3-0 (25-11, 25-16, 25-21)
9	#9 Arkansas	W, 3-1 (26-24, 25-14, 21-25, 25-23)
14	vs. #4 Pittsburgh	W, 3-0 (25-20, 25-23, 25-17)

* = Big Ten Conference match

-All matches televised on BTN are streamed on FoxSports.com

-All matches televised on Nebraska Public Media are streamed on B1G+ (BigTenPlus.com, subscription required)

-All non-TV matches are streamed on B1G+

(BigTenPlus.com, subscription required)

MATCH PREVIEW

- The No. 1 Nebraska volleyball team will play No. 5 Texas in the NCAA Championship on Sunday at 2 p.m. (CT) at Amalie Arena in Tampa, Fla.
- Sunday's match will be televised on ABC and streamed on WatchESPN. Courtney Lyle, Holly McPeak and Katie George will be on the call.
- The Huskers Radio Network will broadcast all the action on their radio affiliates, including 107.3 FM in Lincoln and AM 590 in Omaha. A live audio stream will be provided at Huskers.com and on the Huskers app.
- John Baylor is in his 30th season doing play-by-play for the Husker volleyball program. Lauren (Cook) West, a former All-American setter for the Huskers, will provide color commentary.

ABOUT THE HUSKERS

- Nebraska (33-1) is the No. 1 overall seed in the NCAA Tournament for the sixth time in program history. The other years were 2000 (NCAA Champion), 2004 (NCAA Regional Finalist), 2005 (NCAA Runner-Up), 2006 (NCAA Champion) and 2016 (NCAA Semifinalist).
- The Huskers won the outright Big Ten title this season with a 19-1 league record, earning their first Big Ten title since 2017. Nebraska has now won four Big Ten titles since joining the conference in 2011. The years were 2011, 2016, 2017 (co-champions) and 2023. All-time, Nebraska volleyball has won 35 conference titles. John Cook has been head coach for 13 of them.
- Nebraska's 33 wins are the most by a Nebraska team since the 2006 team won 33 matches (33-1).
- Nebraska won 27 matches in a row to begin the season and finished 28-1, its best regular-season record since going 28-1 in 2005.
- The Huskers, who led the nation in defense in 2022, have held their opponents this season to a combined .135 hitting percentage, which ranks first nationally.
- Nebraska has been sharp offensively this season, hitting .278 to rank 18th nationally. The Huskers rank 12th nationally with 14.03 kills per set.
- Nebraska had four All-Big Ten First Team selections and two All-Big Ten Second Team selections for a total of six all-conference players this season, the most in program history.
- The Huskers had six AVCA All-Region honorees, tied for the most in program history.
- Bekka Allick has back-to-back matches with double-digit blocks (12 vs. Arkansas and 10 vs. Pitt). She is the first Husker to have consecutive games with 10 or more blocks since Cecilia Hall against Illinois (11) and Northwestern (10) in 2013.
- Allick is the only player to have two matches with double-digit blocks in this year's NCAA Tournament.
- Merritt Beason has 452 kills in her first season as a Husker. She is just the sixth Husker to total 450 kills in a season during the rally-scoring era (2001-present). The other members of that group are Sarah Pavan, Kelsey Robinson, Mikaela Foecke, Jordan Larson and Nancy Metcalf (Meendering).
- Beason has 452 kills, 244 digs and 104 blocks this season. She is the first Husker to have 400 kills, 200 digs and 100 blocks in a season since Kadie Rolfzen in 2015. The only other Husker to reach each of those milestones during any season in the rally-scoring era (2001-present) were Christina Houghtelling in 2005 and Nancy Metcalf (Meendering) in 2001.
- Andi Jackson is hitting .405 this season, as she attempts to become the first freshman in program history to hit .400. The current record for freshman hitting percentage is .388 by Karen Dahlgren in 1983.

NEBRASKA'S NCAA TOURNAMENT NOTES

- Nebraska is making its 11th appearance in an NCAA Final. The Huskers' 11 NCAA Finals rank second in NCAA history behind Stanford (17).
- Nebraska and Texas will play for the national title for the third time. The only more common finals matchup in NCAA history is Stanford vs. Penn State (four national championship matches).
- The Huskers have won the first two national championship matches between the programs, defeating Texas 3-1 in 1995 and 3-0 in 2015.
- Sunday will mark the eighth time in the past nine seasons that either Nebraska or Texas (or both) are playing

AVCA COACHES POLL (NOV. 27)

Rk	Team	Points	Record	Last
1	Nebraska (53)	1582	28-1	1
2	Stanford (10)	1538	26-3	2
3	Wisconsin (1)	1458	26-3	5
4	Pittsburgh	1382	25-4	3
5	Texas	1324	22-4	4
6	Oregon	1295	26-5	6
7	Louisville	1262	24-4	7
8	Kentucky	1095	19-7	10
9	Arkansas	1023	25-5	9
10	Washington State	993	24-7	11
11	Tennessee	960	24-4	8
t12	Georgia Tech	820	22-6	12
t12	Purdue	820	21-8	13
14	Penn State	758	21-8	14
15	Kansas	728	23-5	15
16	BYU	698	24-6	16
17	Creighton	635	27-4	17
18	Arizona State	505	26-6	18
19	Dayton	469	31-2	19
20	Florida	346	18-9	20
21	Western Kentucky	326	29-4	21
22	Florida State	244	23-8	23
23	Baylor	186	16-12	25
24	Houston	147	18-9	22
25	Southern California	59	18-12	24

Others Receiving Votes: SMU 34; Auburn 25; Marquette 23; Iowa State 21; Minnesota 16; UC Santa Barbara 9; Utah State 6; Pepperdine 5

NEBRASKA'S WEEKLY RANKING

Aug. 15 (Preseason)	t5
Aug. 28	4
Sept. 4	4
Sept. 11	4
Sept. 18	2
Sept. 25	2
Oct. 2	2
Oct. 9	2
Oct. 16	2
Oct. 23	1
Oct. 30	1
Nov. 6	1
Nov. 13	1
Nov. 20	1
Nov. 27	1

AVCA POLL RECORDS

Most Weeks Ranked		Most Weeks in Top 10	
1. Nebraska	618	1. Nebraska	557
2. Stanford	610	2. Stanford	528
3. Penn State	568	3. Texas	447
4. UCLA	555	4. Penn State	394
5. USC	525	5. Hawaii	367

Most Weeks at No. 1

1. Nebraska	108
2. Penn State	97
3. Stanford	78
4. UCLA	56
5. Texas	49

in the NCAA Final. Since 2015, the only NCAA Final to not feature either Nebraska or Texas was the 2019 national championship match between Stanford and Wisconsin.

- Nebraska is 3-4 against Texas in the NCAA Tournament with two wins coming in national championship matches. The Huskers' four losses to the Longhorns are their most against any opponent in the NCAA Tournament.
- NU and Texas are meeting in the NCAA Tournament for the sixth time in the last 11 seasons.
- Texas has won 11 consecutive NCAA Tournament matches. Their last loss in the postseason was a 3-1 home loss to Nebraska in the 2021 Austin Regional Final.
- Three current Huskers played in that match as freshmen with Ally Batenhorst having 15 kills on 32 swings (.406), Lindsay Krause recording 13 kills on 22 swings (.500) and Lexi Rodriguez recording 20 digs.
- According to ESPN, Nebraska is looking to become just the second team in NCAA Division I history to win a national championship without a single senior on its roster. In 1986, Pacific won the national title with no seniors on its roster.
- Bergen Reilly is looking to become just the fourth freshman setter to lead her team to a national championship. Bryn Keho set Stanford to a national title as a true freshman in 2004 as did Jenna Gray for the Cardinal in 2016. In addition to the two Stanford setters, Nebraska's Rachel Holloway set the Huskers to a national championship in 2006, when she was a redshirt freshman.
- John Cook is coaching in his eighth NCAA Final at Nebraska.

HUSKERS RACK UP POSTSEASON AWARDS

- **Merritt Beason**, a junior opposite hitter who transferred to NU from Florida, was named a first-team AVCA All-American and the AVCA Region Player of the Year, as well as All-Big Ten First Team and All-Region Team. Beason has stepped in as a team captain and is contributing a team-leading 3.83 kills per set this season with 2.07 digs per set and a .287 hitting percentage. A native of Gardendale, Ala., Beason earned four Big Ten Player of the Week honors this season and was the AVCA National Player of the Week on Oct. 24 following 21 kills in a 3-2 win over then-No. 1 Wisconsin. Beason had a career-high 27 kills on .426 hitting in a 3-2 reverse sweep at then-No. 16 Penn State on Nov. 3. As a sophomore at Florida in 2022, Beason was an All-SEC and AVCA All-Region selection.
- Junior libero **Lexi Rodriguez** was named a first-team AVCA All-American and was the Big Ten Defensive Player of the Year for the second time in her career, becoming the fifth player in Big Ten history to receive that honor twice in a career. She also earned AVCA All-Region and All-Big Ten First Team honors for the third time. Rodriguez, who averages 3.64 digs and 1.26 assists per set, leads a Husker defense that ranks first nationally in opponent hitting percentage. The junior from Sterling, Ill., was twice named Big Ten Defensive Player of the Week this season despite opponents frequently tailoring their game plans to avoid Rodriguez on the court. Rodriguez was a first-team AVCA All-American in 2021 and a second-team AVCA All-American in 2022.
- Freshman outside hitter **Harper Murray** was voted the AVCA Region Freshman of the Year and the Big Ten Freshman of the Year, making her the second ever Husker (Madi Kubik, 2019) to earn that distinction. Murray also earned third-team All-America honors, All-Big Ten First Team and unanimous All-Freshman Team accolades. Murray ranks second on the Huskers in kills with 3.25 per set and adds 2.08 digs per set with a team-high 34 service aces. Murray was named Big Ten Freshman of the Week three times this season.
- Freshman setter **Bergen Reilly** was chosen Big Ten Setter of the Year, becoming the first ever freshman to earn the award since it originated in 2012. She also earned second-team AVCA All-America, All-Big Ten First Team, All-Freshman Team, and AVCA All-Region Team accolades. Reilly, just the second true freshman setter to be the starter at Nebraska under head coach John Cook, is putting up 10.64 assists and 2.65 digs per set and has 15 double-doubles this season. The Sioux Falls, S.D., native ranks 17th nationally in assists per set. Reilly was named Big Ten Setter of the Week four times this year and Big Ten Freshman of the Week twice. She paces a Husker offense that ranks in the top 20 nationally in hitting percentage (.278) and kills per set (14.03).
- **Bekka Allick**, a sophomore middle blocker from Lincoln, Neb., has been Nebraska's top defensive presence at the net with a team-best 1.51 blocks per set this season, which ranks seventh in the nation. Offensively, Allick adds 1.78 kills per set on .330 hitting. Allick had a career-high 12 blocks in the NCAA regional final win over Arkansas, the most by a Husker in an NCAA Tournament match during the rally-scoring era. Allick received AVCA All-Region and All-Big Ten Second Team honors for the second year in a row.
- **Andi Jackson**, a freshman middle blocker from Brighton, Colo., averages 2.03 kills per set and 1.10 blocks per set and has a team-high .405 hitting percentage, which ranks 16th nationally. Jackson was named Big Ten Freshman of the Week in November and has hit .500 or better in 14 matches this season. She was selected to the AVCA All-Region Team, All-Big Ten Second Team and Big Ten All-Freshman Team.

SCOUTING REPORT: TEXAS

- Texas (27-4) is the defending national champion and beat No. 3 Wisconsin 3-1 in Thursday's NCAA Semifinal to advance to the championship match.
- Madisen Skinner leads the Longhorns with 4.78 kills per set and has served 44 aces. Skinner was the Big 12 Player of the Year.
- Asjia O'Neal adds 1.93 kills and 1.59 blocks per set and is hitting .404 this season. Both O'Neal and Skinner were AVCA First-Team All-Americans.
- Texas is hitting .282 and holding its opponents to .186.

SERIES HISTORY

- Nebraska is 33-24 all-time against Texas. The last time the teams played was Dec. 11, 2021 in the Austin Regional Final. The Huskers upset the Longhorns 3-1 on their way to the NCAA Championship match.

2023 NEBRASKA VOLLEYBALL HONORS

7/28	Lexi Rodriguez	Preseason All-Big Ten Team
8/27	Laney Choboy	Ameritas Challenge All-Tourney
8/27	Lexi Rodriguez	Ameritas Challenge All-Tourney
8/27	Harper Murray	Ameritas Challenge MVP
8/28	Harper Murray	Big Ten Freshman of the Week
9/18	Harper Murray	Big Ten Freshman of the Week
9/18	Merritt Beason	Big Ten Player of the Week
9/25	Bergen Reilly	Big Ten Freshman of the Week
9/25	Bergen Reilly	Big Ten Setter of the Week
10/2	Harper Murray	Big Ten Freshman of the Week
10/2	Bergen Reilly	Big Ten Setter of the Week
10/2	Merritt Beason	Big Ten Player of the Week
10/9	Lindsay Krause	Big Ten Player of the Week
10/16	Lexi Rodriguez	Big Ten Defensive Player of the Week
10/23	Bergen Reilly	Big Ten Setter of the Week
10/23	Merritt Beason	Big Ten Player of the Week
10/24	Merritt Beason	AVCA National Player of the Week
10/30	Bergen Reilly	Big Ten Freshman of the Week
11/6	Bergen Reilly	Big Ten Setter of the Week
11/6	Merritt Beason	Big Ten Player of the Week
11/13	Andi Jackson	Big Ten Freshman of the Week
11/20	Lexi Rodriguez	Big Ten Defensive Player of the Week
11/30	Andi Jackson	All-Big Ten Freshman Team
11/30	Harper Murray	All-Big Ten Freshman Team
11/30	Bergen Reilly	All-Big Ten Freshman Team
11/30	Bekka Allick	All-Big Ten Second Team
11/30	Andi Jackson	All-Big Ten Second Team
11/30	Merritt Beason	All-Big Ten First Team
11/30	Harper Murray	All-Big Ten First Team
11/30	Bergen Reilly	All-Big Ten First Team
11/30	Lexi Rodriguez	All-Big Ten First Team
11/30	John Cook	Big Ten Coach of the Year
11/30	Harper Murray	Big Ten Freshman of the Year
11/30	Bergen Reilly	Big Ten Setter of the Year
11/30	Lexi Rodriguez	Big Ten Defensive Player of the Year
12/5	Bekka Allick	AVCA All-Region Team
12/5	Merritt Beason	AVCA All-Region Team
12/5	Andi Jackson	AVCA All-Region Team
12/5	Harper Murray	AVCA All-Region Team
12/5	Bergen Reilly	AVCA All-Region Team
12/5	Lexi Rodriguez	AVCA All-Region Team
12/5	John Cook	AVCA Region Coach of the Year
12/5	Harper Murray	AVCA Region Freshman of the Year
12/5	Merritt Beason	AVCA Region Player of the Year
12/13	Harper Murray	AVCA All-America Third Team
12/13	Bergen Reilly	AVCA All-America Second Team
12/13	Lexi Rodriguez	AVCA All-America First Team
12/13	Merritt Beason	AVCA All-America First Team
12/14	John Cook	AVCA National Coach of the Year

RECORD WATCH

Career Digs

1.	1,890	Justine Wong-Orantes	2013-16
2.	1,706	Kayla Banwarth	2007-10
3.	1,587	Nicklin Hames	2018-22
4.	1,568	Jennifer Saleaumua	2002-05
5.	1,418	Lexi Rodriguez	2021-pres.
6.	1,410	Jordan Larson	2005-08
7.	1,406	Kenzie Maloney	2015-18
8.	1,367	Hannah Werth	2009-12
9.	1,281	Dani Busboom	2003-06
10.	1,255	Kadie Rolfzen	2013-16

HUSKERS RANKED NO. 1 IN AVCA COACHES POLL

- Nebraska is ranked No. 1 in the AVCA Coaches Poll this week.
- Nebraska has been ranked No. 1 in 108 all-time polls, the most in NCAA history.
- The Huskers have been ranked in the top 10 a total of 557 times, which is also the most in NCAA history.
- Nebraska has appeared in all 618 AVCA Coaches Polls it has been eligible for since it was established in 1982. Nebraska is the only program to be ranked in every eligible poll all-time.
- Nebraska's 618 consecutive weeks of being ranked is the longest active streak in Division I for any sport, leading Connecticut women's basketball and North Carolina women's soccer.

AVCA HALL OF FAMER JOHN COOK IN 24TH SEASON AT NEBRASKA

- Nebraska head coach John Cook is in his 24th season as the Nebraska volleyball head coach in 2023. He has led the Huskers to four national championships, 11 final fours, 13 conference championships and 21 top-10 final rankings since 2000.
- Cook has 850 career wins and is one of the all-time winningest coaches in NCAA history. Since taking over the program in 2000, Cook has led the Huskers to a nation-leading .874 win percentage (689-99).
- Under Cook, the Huskers have achieved 68 AVCA All-Americans and 20 CoSIDA Academic All-Americans, both among the best in the nation. He is a three-time AVCA National Coach of the Year, earning the prestigious honor in 2000, 2005 and 2023, and an eight-time conference coach of the year, including Big Ten Coach of the Year in 2016, 2017 and 2023.
- Cook was voted AVCA National Coach of the Year and Big Ten Coach of the Year after leading a young Nebraska team with no seniors to its first Big Ten title since 2017. The Huskers finished the regular season 28-1 overall, their best regular season record since going 28-1 in 2005. After going 26-6 last year and missing the NCAA Regional Finals for the first time since 2011, the Huskers started over with a starting lineup featuring four true freshmen and a junior transfer (Beason). Cook's Huskers won their first 27 matches of the season and held the No. 1 ranking from Oct. 23 through the end of the regular season. Despite having no seniors on the roster for just the second time in Cook's 24 years at Nebraska - as well as starting a true freshman at setter for only the second time in Cook's tenure - the Huskers earned the overall No. 1 seed in the NCAA Tournament for the first time since 2016 and the sixth time overall under Cook.
- Cook was inducted into the AVCA Hall of Fame in 2017, joining former Husker volleyball coach Terry Pettit in the hall.

HUSKER VOLLEYBALL SETS ATTENDANCE RECORDS

- It was a record-breaking night at Memorial Stadium on Aug. 30 when Nebraska hosted Omaha in an outdoor volleyball match. The attendance of 92,003 set a record for the largest crowd to watch a women's sporting event in the United States. The crowd of more than 92,000 also surpassed what is widely regarded as the world-record attendance for any women's sporting event.
- The previously recognized world record was 91,648 fans in an UEFA Champions League match between Barcelona and Wolfsburg on April 22, 2022, at Camp Nou in Barcelona, Spain. The previous record for an American women's sporting event was 90,185 in USA's FIFA World Cup Final against China on July 10, 1999, at the Rose Bowl in Pasadena, Calif.
- Along with the two records mentioned above, the Huskers shattered a pair of NCAA records, exceeding the previous records for any NCAA volleyball match and an NCAA volleyball regular-season match.
- Entering the match, the largest-ever crowd for any NCAA volleyball match was 18,755 when Nebraska played Wisconsin in the NCAA Final at Nationwide Arena in Columbus, Ohio, on Dec. 18, 2021. The largest NCAA volleyball regular-season attendance was 16,833 when Wisconsin hosted Florida at the Kohl Center in Madison, Wis., on Sept. 16, 2022.
- The Husker volleyball program has sold out 319 consecutive regular-season matches. Nebraska's sellout streak is an NCAA women's record. The Huskers have led the nation in attendance every season since moving into the Bob Devaney Sports Center in 2013.
- Nine of the top 11 crowds in NCAA volleyball history are matches that have involved the Huskers.
- Of the 16 largest NCAA volleyball regular-season crowds, 14 have been Nebraska matches.
- On Oct. 21, Nebraska broke its Devaney Center attendance record since the arena was reconfigured for volleyball in 2013. A crowd of 9,198 turned out to see a five-set thriller between undefeated No. 1 Wisconsin and undefeated No. 2 Nebraska. Over the summer, 402 seats were added to the Devaney Center, increasing the seating capacity to 8,309.
- Nebraska's total attendance for the 2023 season was 264,665 (including the 92,003 for the outdoor match). Nebraska volleyball became the first female sport in NCAA history to draw 250,000 home fans in a single season.

Huskers Add Transfer Merritt Beason

The Nebraska volleyball program announced the addition of Florida transfer Merritt Beason on Dec. 23. Beason, a 6-3 opposite hitter, joined the Huskers in January after playing the last two seasons at Florida, where she was an All-SEC and AVCA All-Southeast Region honoree in 2022, as well as an All-SEC Freshman Team selection in 2021.

As a sophomore at Florida in 2022, Beason helped the Gators win a share of the SEC Championship by averaging 3.35 kills per set with a .261 hitting percentage. She had double-digit kills in 21 of 28 matches played and had a career-best 21 kills with eight digs, three aces and a pair of blocks in a five-set win at Wisconsin in September. Beason also led the Gators with 38 service aces on the season - ranking third in the SEC - and contributed 1.92 digs per set and 0.88 blocks per set. She led the Gators in kills and aces per set and was second in digs and third in blocks. Beason received All-America honorable mention by VolleyballMag.com following the season after captaining the Gators to an NCAA regional semifinal appearance.

Beason was named the MVP of the 2022 Pan American Cup as the U.S. Women's U21 National Team won gold last June in La Paz, Mexico. Beason played alongside current Huskers Lexi Rodriguez and Bekka Allick on the team. In the 3-1 championship win over Argentina, Beason had a team-high 14 kills and three blocks, while Allick had 12 kills and two blocks and Rodriguez had 24 digs.

Huskers Welcome Five Talented Freshmen

The 2023 Nebraska volleyball signing class was ranked the No. 1 class by PrepVolleyball.com, the second time in three years the Huskers were awarded the top spot. The Huskers' five freshmen, who all enrolled in January, are:

- Laney Choboy, 5-3, DS/L, Raleigh, N.C.
- Andi Jackson, 6-3, MB, Brighton, Colo.
- Caroline Jurevicius, 6-2, OH, Chardon, Ohio
- Harper Murray, 6-2, OH, Ann Arbor, Mich.
- Bergen Reilly, 6-1, S, Sioux Falls, S.D.

Jordan Larson Named Assistant Coach

Nebraska volleyball and U.S. Women's National Team legend Jordan Larson has been named a full-time assistant coach for the Nebraska volleyball program, head coach John Cook announced June 13. Larson will join Cook and assistant coaches Jaylen Reyes and Kelly Hunter on the Husker staff once her summer playing schedule wraps up in September. The NCAA Division I Council adopted a proposal in January that, among other changes, allows teams that utilize a volunteer coach to add a full-time coach position beginning this season.

"One of the greatest honors of being the Nebraska volleyball coach is when I have the opportunity to coach with a former player," Cook said. "Jordan and I have talked for years about coaching at Nebraska. She will bring a wealth of experience that she can share with our players. There is no place like Nebraska!"

One of the greatest American volleyball players in history, Larson was the team captain, Best Outside Hitter and Most Valuable Player when the U.S. won its first Olympic women's volleyball gold medal in Tokyo in 2021. After the Olympics, she continued to play club volleyball in China and Italy but planned to retire from international competition. However, in May she announced her return to the national team.

A native of Hooper, Neb., Larson was a standout on some of the greatest teams in program history from 2005 to 2008 and was inducted into the Nebraska Athletic Hall of Fame in 2020. She helped Nebraska to a top-five NCAA Tournament finish in each of her four seasons. The Huskers went 127-8 during her career with four Big 12 Conference titles and three trips to the NCAA semifinals, including the 2006 national title and a runner-up finish in 2005.

Individually, Larson was an All-American on the court and in the classroom. She was a three-time All-American and a two-time first-team All-American. At the conference level, Larson was a two-time Big 12 Defensive Player of the Year and the 2008 Big 12 Player of the Year. She was also an Academic All-American as a senior. Larson finished her Husker career with 1,600 kills, 1,410 digs and a school-record 186 aces.

Huskers Complete 17-Day Brazil Trip

The Nebraska volleyball team took a foreign team trip to Brazil in June 2023. The Huskers spent 17 days traveling in Belo Horizonte, Rio de Janeiro, Saquarema and Búzios. Nebraska went 5-0 on the trip and was crowned tournament champions. The highlights included a 4-1 win against the Brazil U21 National Team and a 3-2 win over the Brazil Military Selection Team after the Huskers trailed 2-1. The Huskers visited Sugarloaf Mountain and the Christ the Redeemer statue and also spent time at outreach events with local youth.

"It was perfect for us," Cook said. "The great thing was that we could play two teams because we took 14 players. Sometimes you don't get to take everybody so it was great. We had one team one night and then we switch setters and play another team. We mix them up, and so it was very productive in that way. We won a lot of close games. I think we only lost one close, deuce game. So we won all the other ones. I saw them step up. We were down, I think, 24-21 in a game and we made three unreal plays to tie it up and then win it. They were big-time plays. So it's good to see your team step up on the road like that and be able to win those.

Beason, Rodriguez Named Team Captains

Junior opposite hitter Merritt Beason and two-time All-American libero Lexi Rodriguez will serve as the Huskers' team captains for the 2023 season. Rodriguez was one of three team captains as a sophomore last year, while Beason is in her first year in the program after transferring from Florida, where she was a captain in 2022. The Huskers have no seniors on their roster. Rodriguez and Beason were notified of their captaincy by the captain of the flight home from Brazil.

Rodriguez is a two-time AVCA All-American and All-Big Ten libero. She was also a third-team Academic All-American in 2022 majoring in advertising and public relations. Rodriguez led the Huskers to a nation-leading .128 opponent hitting percentage with 4.26 digs per set in 2022. Beason was an All-SEC and AVCA All-Region selection as a sophomore at Florida in 2022. As a sophomore she helped the Gators win a share of the SEC Championship by averaging 3.35 kills per set with a .261 hitting percentage.

Rodriguez Named to Preseason All-Big Ten Team

- Nebraska junior libero Lexi Rodriguez was a unanimous selection to the Preseason All-Big Ten Team. Rodriguez was one of just three players who was unanimously selected by the league's 14 head coaches.
- Rodriguez is a two-time AVCA All-American and All-Big Ten selection. The Sterling, Ill., native was a unanimous All-Big Ten pick last year after leading the Huskers to a nation-leading .128 opponent hitting percentage with 4.26 digs per set. Rodriguez earned AVCA second-team All-America accolades in 2022, and she was a first-team All-American and the AVCA National Freshman of the Year in 2021, as well as the Big Ten Defensive Player of the Year.
- The Huskers were picked second in the preseason poll behind Wisconsin. Minnesota was third, followed by Penn State and Purdue.

BIG TEN STANDINGS	Conf.	Pct.	Overall	Pct.	Home	Away	Neutral	Streak
Nebraska	19-1	.950	33-1	.971	21-0	11-1	1-0	W6
Wisconsin	17-3	.850	30-4	.882	17-0	10-3	3-1	L1
Penn State	15-5	.750	23-9	.719	13-2	9-5	1-2	L1
Purdue	15-5	.750	23-9	.719	14-5	8-3	1-1	L1
Minnesota	12-8	.600	17-13	.567	10-5	5-8	2-0	L1
Indiana	11-9	.550	21-12	.636	10-3	7-7	4-2	W2
Illinois	11-9	.550	16-14	.533	10-3	6-8	0-3	L2
Michigan State	9-11	.450	17-14	.548	9-6	6-7	2-1	L2
Northwestern	9-11	.450	15-15	.500	7-6	6-8	2-1	W2
Ohio State	8-12	.400	11-18	.379	6-6	3-11	2-1	W1
Maryland	7-13	.350	17-15	.531	7-5	4-10	6-0	W1
Michigan	5-15	.250	7-22	.241	5-9	1-12	1-1	L4
Rutgers	2-18	.100	10-20	.333	2-10	4-10	4-0	L9
Iowa	0-20	.000	8-24	.250	5-12	1-11	2-1	L20

UNIVERSITY QUICK FACTS

Location	Lincoln, Neb.
Population	292,657
Founded	1869
Enrollment	25,390
Nickname	Cornhuskers, Huskers
Colors	Scarlet & Cream
Conference	Big Ten
Facility (cap.)	Bob Devaney Sports Center (8,309)
Vice Chancellor, Director of Athletics	Trev Alberts
Executive Associate AD - SWA	Marquita Armstead

PROGRAM HISTORY

First Year of Volleyball	1975
Overall All-Time Record	1,466-268-12 (.843)
Conference All-Time Record	674-71 (.905)
NCAA Tournament Record	130-36 (.783)
NCAA Semifinal Appearances	17 (Last, 2023)
NCAA Final Appearances	11 (Last, 2023)
National Championships	5 (1995, 2000, 2006, 2015, 2017)
Conference Titles	35 (Last, 2023)

TEAM INFORMATION

2022 Overall Record	26-6
2022 Big Ten Record, Finish	16-4, 2nd
2022 NCAA Tournament	NCAA Regional Semifinals
2022 Final AVCA Ranking	9
2022 AVCA All-Americans Returning/Lost	1/0
2022 Starters Returning/Lost	2+Libero/4
2022 Letterwinners Returning/Lost	8/6
Newcomers	6

HUSKERS RADIO NETWORK

John Baylor is in his 30th season as the play-by-play voice of Nebraska volleyball. Lauren (Cook) West, a former All-America setter for the Huskers, has been the color commentator for the Huskers since 2017. Nebraska volleyball matches do not always air on the below affiliate stations. However, all matches can be streamed for free online at Huskers.com or on the official Huskers app.

PLAYFLY HUSKERS RADIO NETWORK VOLLEYBALL AFFILIATES

City	Affiliate	Station
Ainsworth	KBRB-AM*	1400 AM
Ainsworth	KBRB-FM*	92.7 FM
Alliance	KCOW*	1400 AM
Beatrice	KWBE*	1450 AM
Broken Bow	KBBN*	95.3 FM
Columbus	KLIR*	101.1 FM
Fairbury	KUIT*	99.5 FM
Fairbury	KGMT*	1310 AM
Falls City	KTNC*	1230 AM
Fremont	KHUB*	1340 AM
Grand Island	KRGI*	1430 AM
Hastings	KHAS*	1230 AM
Hastings	KLIQ*	94.5 FM
Kearney	KGFW*	1340 AM
Lexington	KRVN*	880 AM
Lincoln	KBBK	107.3 FM
McCook	KSWN	93.9 FM
Nebraska City	KNCY*	1600 AM
North Platte	KHAQ	98.5 FM
Omaha	KXSP*	590 AM
Omaha	KKCD	105.9 FM
Scottsbluff	KNEB*	960 AM
Sidney	KSID-AM*	1340 AM
Sidney	KSID-FM*	98.7 FM
Superior	KRFS	1600 AM
Valentine	KVSH*	940 AM
West Point	KTIC*	840 AM

*Affiliates that only carry selected broadcasts

2023 NEBRASKA VOLLEYBALL NUMERICAL ROSTER

No.	Name	Pos.	Ht.	Yr.	Hometown / Previous School
2	Bergen Reilly	S	6-1	Fr.	Sioux Falls, S.D. / O'Gorman
5	Bekka Allick	MB	6-4	So.	Lincoln, Neb. / Waverly
6	Laney Choboy	DS/L	5-3	Fr.	Raleigh, N.C. / Leesville Road
7	Maisie Boesiger	DS/L	5-6	So.	Firth, Neb. / Norris
8	Lexi Rodriguez	DS/L	5-5	Jr.	Sterling, Ill / Sterling
9	Kennedi Orr	S	6-0	Jr.	Eagan, Minn. / Eagan
10	Caroline Jurevicius	OH	6-2	Fr.	Cleveland, Ohio / Notre Dame-Cathedral Latin
11	Hayden Kubik	OH	6-2	So.	West Des Moines, Iowa / Valley
13	Merritt Beason	OH	6-4	Jr.	Gardendale, Ala. / Gardendale/Florida
14	Ally Batenhorst	OH	6-5	Jr.	Houston, Texas / Seven Lakes
15	Andi Jackson	MB	6-3	Fr.	Brighton, Colo. / Brighton
22	Lindsay Krause	OH	6-4	Jr.	Papillion, Neb. / Skutt Catholic
27	Harper Murray	OH	6-2	Fr.	Ann Arbor, Mich. / Skyline
44	Maggie Mendelson	MB	6-5	So.	Ogden, Utah / Fremont

COACHING STAFF

Head Coach: John Cook (24th year; San Diego, 1979)
 Assistant Coach/Recruiting Coordinator: Jaylen Reyes (6th year; BYU, 2015)
 Assistant Coach: Kelly Hunter (2nd year; Nebraska, 2017)
 Assistant Coach: Jordan Larson (1st year; Nebraska, 2008)
 Director of Operations: Lindsay Peterson (18th year; Nebraska, 2003)
 Video & Administrative Coordinator: Brian Magbitang (4th year; Wichita State, 2016)

2023 NEBRASKA VOLLEYBALL ALPHABETICAL ROSTER

No.	Name	Pos.	Ht.	Yr.	Hometown / Previous School
5	Bekka Allick	MB	6-4	So.	Lincoln, Neb. / Waverly
14	Ally Batenhorst	OH	6-5	Jr.	Houston, Texas / Seven Lakes
13	Merritt Beason	OH	6-4	Jr.	Gardendale, Ala. / Gardendale/Florida
7	Maisie Boesiger	DS/L	5-6	So.	Firth, Neb. / Norris
6	Laney Choboy	DS/L	5-3	Fr.	Raleigh, N.C. / Leesville Road
15	Andi Jackson	MB	6-3	Fr.	Brighton, Colo. / Brighton
10	Caroline Jurevicius	OH	6-2	Fr.	Cleveland, Ohio / Notre Dame-Cathedral Latin
22	Lindsay Krause	OH	6-4	Jr.	Papillion, Neb. / Skutt Catholic
11	Hayden Kubik	OH	6-2	So.	West Des Moines, Iowa / Valley
44	Maggie Mendelson	MB	6-5	So.	Ogden, Utah / Fremont
27	Harper Murray	OH	6-2	Fr.	Ann Arbor, Mich. / Skyline
9	Kennedi Orr	S	6-0	Jr.	Eagan, Minn. / Eagan
2	Bergen Reilly	S	6-1	Fr.	Sioux Falls, S.D. / O'Gorman
8	Lexi Rodriguez	DS/L	5-5	Jr.	Sterling, Ill / Sterling

COACHING STAFF

Head Coach: John Cook (24th year; San Diego, 1979)
 Assistant Coach/Recruiting Coordinator: Jaylen Reyes (6th year; BYU, 2015)
 Assistant Coach: Kelly Hunter (2nd year; Nebraska, 2017)
 Assistant Coach: Jordan Larson (1st year; Nebraska, 2008)
 Director of Operations: Lindsay Peterson (18th year; Nebraska, 2003)
 Video & Administrative Coordinator: Brian Magbitang (4th year; Wichita State, 2016)

PRONUNCIATION GUIDE

Ally Batenhorst BAY-ten-horst
 Maisie Boesiger MAY-see BO-sig-er
 Laney Choboy CHO-boy
 Caroline Jurevicius CARE-oh-line jur-uh-VISH-us
 Lindsay Krause KRAU-zee (rhymes with WOW-zee)
 Hayden Kubik CUE-bik

At Nebraska

- Head Coach (2000-present)
- Associate Head Coach (1999)
- Assistant Coach (1988-91)



Other Coaching Experience

- Head Coach, Wisconsin (1992-98)
- Assistant Coach, U.S. Men's National Team (1992)
- San Diego VB Club (1986-88)
- UC-San Diego (1983-84)
- Francis Parker High School (1981-88)

Education

- University of San Diego (1979)
Bachelor's Degree, History
- San Diego State University (1991)
Master's Degree, Teaching and Coaching Effectiveness

NCAA Winningest Programs Since 2000

No.	Team	Record	Pct.
1.	Nebraska	689-99	.874
2.	Florida	660-111	.856
3.	Hawaii	624-112	.848
4.	Penn State	688-125	.846
5.	Stanford	641-131	.830

NCAA Winningest Active Coaches

No.	Team	Record	Pct.
1.	Heather Olmstead, BYU	239-36	.869
2.	Dan Fisher, Pittsburgh	362-69	.840
3.	Mary Wise, Florida	1,045-205	.836
4.	Jerritt Elliott, Texas	638-126	.835
5.	John Cook, Nebraska	850-172	.832

(record at four-year colleges only; minimum five years)

NCAA All-Time Winningest Coaches

No.	Team	Record	Pct.
1.	Don Shaw, Stanford	440-70	.863
2.	Dave Shoji, Hawaii	1,202-204-1	.855
3.	Russ Rose, Penn State	1,330-229	.853
4.	*Mary Wise, Florida	1,045-205	.836
5.	*Jerritt Elliott, Texas	638-126	.835
6.	*John Cook, Nebraska	850-172	.832
7.	John Dunning, Pacific/Stanford	888-185	.828
8.	Terry Pettit, Nebraska	694-148-12	.820
9.	Elaine Michaelis, BYU	886-219-5	.800
10.	Brian Gimmillaro, Long Beach St.	835-221	.791

*-active

(record at four-year colleges only; minimum 10 years)

Career Achievements

- 4 National Championships (2000, 2006, 2015, 2017)
- 7 NCAA Finals appearances
- 11 NCAA Semifinals appearances
- 22 NCAA Regional Final (20 at NU) appearances
- 26 NCAA Regional (23 at NU) appearances
- 14 Conference Championships (13 at NU)
- AVCA Hall of Fame Inductee
- Three-time AVCA National Coach of the Year
- USA Volleyball All-Time Great Coach Award
- Eight-time Conference Coach of the Year
- 68 AVCA All-Americans at NU (29 first team)
- 20 CoSIDA Academic All-Americans at NU (13 first team)
- Nation's best win percentage while at NU

Coaching Honors

- AVCA Hall of Fame Inductee (2017)
- USA Volleyball All-Time Great Coach Award (2008)
- AVCA Division I National Coach of the Year (2000, 2005, 2023)
- Volleyball Magazine National Coach of the Year (2008, 2018)
- AVCA Region Coach of the Year (2000, 2005, 2008, 2016, 2023)
- Big Ten Coach of the Year (1997, 2016, 2017, 2023)
- Big 12 Coach of the Year (2001, 2005, 2008, 2010)
- NACDA/USOC Collegiate Coaches Award (1997)

Collegiate Record

- Overall: 850-172 (.832)
- At Nebraska: 689-99 (.874)
- Big Ten Overall: 301-94 (.762)
- Big Ten at Nebraska: 212-43 (.831)
- NCAA Overall: 97-24 (.802)
- NCAA at Nebraska: 89-19 (.824)

Year-by-Year Record

Year	Overall	Pct.	Conf. Record	Pct.	Conf. Place	Postseason Finish	AVCA Rk.
1992 (UW)	14-17	.452	9-11	.450	7th	--	NR
1993 (UW)	19-13	.593	11-9	.550	5th	NCAA Second Round	NR
1994 (UW)	21-12	.636	11-9	.550	5th	NCAA First Round	NR
1995 (UW)	22-15	.595	9-11	.450	7th	NIVC Champion	NR
1996 (UW)	25-8	.758	13-7	.650	5th	NCAA Regional Semifinals	15th
1997 (UW)	30-3	.909	19-1	.950	t1st	NCAA Regional Finals	5th
1998 (UW)	30-5	.857	17-3	.850	2nd	NCAA Regional Finals	7th
2000 (NU)	34-0	1.000	20-0	1.000	1st	NCAA Champion	1st
2001 (NU)	31-2	.940	20-0	1.000	1st	NCAA Semifinals	3rd
2002 (NU)	31-2	.940	20-0	1.000	1st	NCAA Regional Finals	5th
2003 (NU)	28-5	.850	17-3	.850	2nd	NCAA Regional Semifinals	13th
2004 (NU)	30-2	.938	20-0	1.000	1st	NCAA Regional Finals	5th
2005 (NU)	33-2	.943	19-1	.950	1st	NCAA Runner-Up	2nd
2006 (NU)	33-1	.971	19-1	.950	1st	NCAA Champion	1st
2007 (NU)	30-2	.938	19-1	.950	1st	NCAA Regional Finals	5th
2008 (NU)	31-3	.912	18-2	.900	1st	NCAA Semifinals	3rd
2009 (NU)	26-7	.788	16-4	.800	3rd	NCAA Regional Finals	5th
2010 (NU)	29-3	.906	19-1	.950	1st	NCAA Regional Semifinals	7th
2011 (NU)*	25-5	.833	17-3	.850	1st	NCAA Second Round	12th
2012 (NU)	26-7	.788	15-5	.750	t2nd	NCAA Regional Finals	7th
2013 (NU)	26-7	.788	16-4	.800	2nd	NCAA Regional Finals	7th
2014 (NU)	23-10	.697	14-6	.700	4th	NCAA Regional Finals	8th
2015 (NU)	32-4	.889	17-3	.850	2nd	NCAA Champion	1st
2016 (NU)	31-3	.939	18-2	.900	1st	NCAA Semifinals	4th
2017 (NU)	32-4	.889	19-1	.950	t1st	NCAA Champion	1st
2018 (NU)	29-7	.806	15-5	.750	t3rd	NCAA Runner-Up	2nd
2019 (NU)	28-5	.848	17-3	.850	t2nd	NCAA Regional Finals	5th
2020 (NU)	16-3	.842	14-2	.875	3rd	NCAA Regional Finals	6th
2021 (NU)	26-8	.765	15-4	.789	2nd	NCAA Runner-Up	2nd
2022 (NU)	26-6	.827	16-4	.800	2nd	NCAA Regional Semifinals	9th
2023 (NU)	33-1	.971	19-1	.950	1st		
Totals	850-172	.832	508-107	.826			

*Nebraska's first year in the Big Ten

Major Player Honors Under Cook

Honda-Broderick Cup Winner

- Sarah Pavan (2006)

Olympians

- Justine Wong-Orantes (2020)
- Kayla Banwarth (2016)
- Kelsey Robinson (2016, 2020)
- Sarah Pavan (2016 Beach, 2020 Beach)
- Jordan Larson (2012, 2016, 2020)
- Nancy Metcalf (Meendering) (2004)

U.S. National Team

- Greichaly Cepero (2002-03)
- Nancy Metcalf (Meendering) (2002-13)
- Tracy Stalls (2007-11)
- Jordan Larson (2009-present)
- Kayla Banwarth (2011-16)
- Kelsey Robinson (2014-present)
- Amber Rolfzen (2017-2020)
- Justine Wong-Orantes (2017-present)
- Kadie Rolfzen (2018-2020)
- Mikaela Foecke (2019-2020)

Canadian National Team

- Sarah Pavan (2010-13)
- Sarah Pavan (Beach, 2013-pres.)

AVCA National Player of the Year


- Greichaly Cepero (2000)
- Christina Houghttelling (2005)
- Sarah Pavan (2006)

Honda Sport Award Winners

- Greichaly Cepero (2000)
- Sarah Pavan (2006)

5 BEKKA ALLICK

SOPHOMORE • MIDDLE BLOCKER
6-4 • LINCOLN, NEB.



2023 MATCH-BY-MATCH

Date	Opponent	SP	Attack			Set			Serve			Recept			Blocking			Team							
			K	E	TA	PCT	A	TA	PCT	SA	SE	TA	PCT	RE	TA	PCT	DIG	BS	BA	BE	TOTAL	BHE	POINTS	HIT%	SCORE
08/25/2023	Utah St.	*3	5	1	8	.500	0	1	.000	1	1	.889	0	0	.000	0	1	6	1	7.0	0	10.0	.286	3-0	
08/27/2023	SMU	*3	7	4	15	.200	0	0	.000	0	0	.000	0	0	.000	1	0	4	0	4.0	0	9.0	.144	3-0	
08/30/2023	Omaha	*2	0	0	5	.000	0	0	.000	0	0	.000	0	0	.000	0	0	3	0	3.0	0	1.5	.263	3-0	
09/03/2023	at Kansas St.	*3	3	3	10	.000	1	2	.500	0	0	.000	0	1	1.000	1	0	7	0	7.0	0	6.5	.277	3-0	
09/06/2023	Creighton	*3	7	1	10	.600	0	0	.000	0	0	.000	0	0	.000	0	0	2	0	2.0	0	8.0	.305	3-1	
09/09/2023	Long Beach St.	*2	3	2	10	.100	0	0	.000	0	0	.000	0	0	.000	0	0	4	0	4.0	0	5.0	.393	3-0	
09/12/2023	at Stanford	*4	7	1	12	.500	1	1	1.000	0	0	.000	0	1	1.000	1	0	8	0	8.0	0	11.0	.333	3-1	
09/17/2023	Kentucky	*4	4	1	10	.300	0	0	.000	0	0	.000	1	1	.000	1	0	6	2	6.0	0	7.0	.338	3-1	
09/22/2023	Ohio St.	*3	8	1	15	.467	0	1	.000	0	0	.000	0	0	.000	1	0	5	1	5.0	0	10.5	.333	3-0	
09/24/2023	Minnesota	*3	5	3	9	.222	0	0	.000	0	0	.000	0	0	.000	0	0	3	0	3.0	0	6.5	.214	3-0	
09/29/2023	at Purdue	*5	9	2	14	.500	0	2	.000	0	0	.000	0	0	.000	2	4	4	0	8.0	0	15.0	.311	3-2	
09/30/2023	at Indiana	*2	0	1	4	.250	1	1	1.000	0	0	.000	0	0	.000	0	0	1	0	1.0	0	0.0	.338	3-1	
10/06/2023	at Michigan St.	*4	1	3	10	.200	1	2	.500	0	0	.000	0	0	.000	3	1	3	0	4.0	0	3.5	.168	3-1	
10/07/2023	at Michigan	*3	4	1	11	.273	1	1	1.000	0	0	.000	0	0	.000	1	1	2	0	3.0	0	6.0	.343	3-0	
10/13/2023	Michigan St.	2	5	2	8	.375	0	1	.000	0	0	.000	0	0	.000	0	0	3	0	3.0	0	6.5	.302	3-1	
10/14/2023	Penn St.	*3	6	4	13	.154	0	2	.000	0	0	.000	0	0	.000	3	0	3	1	3.0	0	7.5	.269	3-0	
10/18/2023	at Northwestern	*3	9	1	10	.800	0	1	.000	0	0	.000	0	0	.000	1	0	2	0	2.0	0	10.0	.395	3-0	
10/21/2023	Wisconsin	*5	7	3	22	.182	0	3	.000	0	0	.000	0	0	.000	2	0	2	1	2.0	0	8.0	.130	3-2	
10/27/2023	Maryland	*3	4	2	10	.200	0	0	.000	0	0	.000	0	0	.000	1	0	4	0	4.0	0	6.0	.349	3-0	
11/03/2023	at Penn St.	*5	11	3	21	.381	0	2	.000	0	1	1.000	0	0	.000	2	0	5	0	5.0	0	13.5	.288	3-2	
11/05/2023	at Rutgers	*3	7	3	15	.267	0	1	.000	0	0	.000	0	0	.000	1	0	5	0	5.0	0	9.5	.288	3-0	
11/08/2023	Northwestern	*4	11	2	16	.563	0	3	.000	0	0	.000	0	0	.000	1	1	6	0	7.0	0	15.0	.278	3-1	
11/12/2023	Illinois	*4	12	3	19	.474	0	1	.000	0	0	.000	0	0	.000	0	0	5	1	5.0	0	14.5	.237	3-1	
11/17/2023	Michigan	*3	7	0	10	.700	0	0	.000	0	0	.000	0	0	.000	1	0	5	1	5.0	0	9.5	.368	3-0	
11/19/2023	at Iowa	*3	9	1	14	.571	0	2	.000	0	0	.000	0	0	.000	0	0	3	0	3.0	0	10.5	.233	3-0	
11/24/2023	at Wisconsin	*3	3	3	8	.000	0	0	.000	0	0	.000	0	1	1.000	0	0	2	0	2.0	0	4.0	.243	0-3	
11/25/2023	at Minnesota	*4	8	4	21	.190	0	2	.000	0	0	.000	0	0	.000	5	0	10	1	10.0	0	13.0	.235	3-1	
12/02/2023	Missouri	*3	5	2	9	.333	0	0	.000	0	0	.000	0	0	.000	2	0	8	0	8.0	0	9.0	.264	3-0	
12/07/2023	Georgia Tech	*3	6	1	11	.455	1	2	.500	0	0	.000	1	1	.000	0	0	4	1	4.0	0	8.0	.326	3-0	
12/09/2023	Arkansas	*4	5	2	13	.231	0	1	.000	0	0	.000	0	0	.000	0	0	12	1	12.0	0	11.0	.194	3-1	
12/14/2023	vs Pittsburgh	*3	4	0	7	.571	1	3	.333	0	0	.000	0	0	.000	0	3	7	0	10.0	0	10.5	.245	3-0	
Totals			102	182	60	.370	.330	7	35	.200	1	2	10	.800	2	5	.600	30	11	143	12	154.0	0	265.5	

Player Averages

Sets Played	Kills per set	Assists per set	Service aces per set	Digs per set	Blocks per set	Points per set
102	1.78	0.07	0.01	0.29	1.51	2.60

CAREER HONORS & AWARDS

- AVCA All-Region Team (2022, 2023)
- All-Big Ten Second Team (2022, 2023)
- All-Big Ten Freshman Team (2022)
- Big Ten Freshman of the Week (Oct. 17, 2022; Oct. 24, 2022)
- Academic All-Big Ten (2023)
- Nebraska Scholar-Athlete Honor Roll (Fall 2022; Spring 2022)
- Sam Foltz 27 Hero Leadership Award (2023)
- Tom Osborne Citizenship Team (2023)

PERSONAL

- Born on Jan. 26, 2004
- Daughter of Melvin Allick and Colleen Ziegelbein
- Brother, Josiah, is a grad transfer on the Nebraska men's basketball team
- Major is business management

2023 SEASON

- Named AVCA All-Region and All-Big Ten Second Team for the second year in a row
- Had 12 kills and hit .474 with five blocks in a 3-1 win against Illinois (Nov. 12)
- Set a career high in blocks with 12 in a 3-1 regional final win over No. 9 Arkansas (Dec. 9)
- Tallied 11 kills and hit .563 with seven blocks in a 3-1 win over Northwestern (Nov. 8)
- Notched 11 kills with a .381 hitting percentage and five blocks in a 3-2 win at Penn State (Nov. 3)
- Registered nine kills and hit .571 with three blocks in a sweep at Iowa (Nov. 19)
- Recorded nine kills on .800 hitting in a sweep at Northwestern (Oct. 18)
- Posted nine kills on .500 hitting with eight blocks (four solo) at No. 17 Purdue (Sept. 29)
- Had eight kills on .467 hitting with five blocks in her Big Ten opener against No. 21 Ohio State (Sept. 22)
- Recorded eight kills and 10 blocks at Minnesota (Nov. 25)
- Put down seven kills and two blocks in a 3-2 win over No. 1 Wisconsin (Oct. 21)
- Posted seven kills, eight blocks and hit .500 in a 3-1 win at No. 5 Stanford (Sept. 12)
- Also had seven kills on .600 hitting in a 3-1 victory against No. 16 Creighton (Sept. 6)
- Finished with seven kills and five blocks in a sweep at Rutgers (Nov. 5)
- Had seven blocks in matches against Utah State (Aug. 25) and Kansas State (Sept. 3)
- Ranked first in the Big Ten and fourth nationally in non-conference play with 1.71 blocks per set

CAREER STATISTICS

SEASON	TEAM	SM-MP	K	K/S	E	TA	PCT	A	A/S	SA	SA/S	SE	DIG	D/S	RE	BS	BA	TB	B/S	BE	BHE	PTS	PTS/S
2022-23	Nebr	100-29	189	1.89	58	402	.326	17	0.17	10	0.10	51	50	0.50	0	12	89	101	1.01	11	1	255.5	2.56
2023-24	Nebr	102-31	182	1.78	60	370	.330	7	0.07	1	0.01	2	30	0.29	2	11	143	154	1.51	12	0	265.5	2.60
TOTAL		202 - 60	371	1.84	118	772	.328	24	0.12	11	0.05	53	80	0.40	2	23	232	255	1.26	23	1	521.0	2.58

2023 NEBRASKA VOLLEYBALL

#6 LANEY CHOBOY



LANEY CHOBOY

FRESHMAN • DS/LIBERO
5-3 • RALEIGH, N.C.



2023 MATCH-BY-MATCH

Date	Opponent	SP	Attack			Set			Serve			Receipt			Blocking				Team						
			K	E	TA	PCT	A	TA	PCT	SA	SE	TA	PCT	RE	TA	PCT	DIG	BS	BA	BE	TOTAL	BHE	POINTS	HIT%	SCORE
08/25/2023	Utah St.	*3	0	0	0	.000	1	2	.500	0	0	0	.000	0	8	1.000	1	0	0	0	0.0	0	0.0	.286	3-0
08/26/2023	Lipscomb	*3	0	0	0	.000	0	1	.000	0	0	2	1.000	1	3	.667	4	0	0	0	0.0	0	1.0	.366	3-0
08/27/2023	SMU	*3	0	0	0	.000	1	2	.500	0	0	5	1.000	0	7	1.000	7	0	0	0	0.0	0	0.0	.144	3-0
08/30/2023	Omaha	*3	0	0	0	.000	3	4	.750	1	2	9	.778	0	4	1.000	1	0	0	0	0.0	0	1.0	.263	3-0
09/03/2023	at Kansas St.	*3	0	0	0	.000	1	2	.500	0	1	4	.750	0	8	1.000	8	0	0	0	0.0	0	0.0	.277	3-0
09/06/2023	Creighton	*4	0	0	0	.000	2	4	.500	3	2	19	.895	0	8	1.000	10	0	0	0	0.0	0	3.0	.305	3-1
09/09/2023	Long Beach St.	*3	0	0	0	.000	4	4	1.000	1	2	15	.867	0	10	1.000	4	0	0	0	0.0	0	1.0	.393	3-0
09/12/2023	at Stanford	*4	0	0	0	.000	0	1	.000	0	1	12	.917	1	19	.947	4	0	0	0	0.0	0	0.0	.333	3-1
09/22/2023	Ohio St.	*3	0	0	0	.000	0	2	.000	0	1	11	.909	0	8	1.000	7	0	0	0	0.0	0	0.0	.333	3-0
09/24/2023	Minnesota	*3	0	0	0	.000	0	0	.000	1	13	.923	0	19	1.000	8	0	0	0	0.0	0	0.0	.214	3-0	
09/29/2023	at Purdue	*5	0	0	0	.000	2	3	.667	0	3	14	.786	1	25	.960	14	0	0	0	0.0	0	0.0	.311	3-2
09/30/2023	at Indiana	*4	0	0	0	.000	3	5	.600	0	2	15	.867	0	19	1.000	8	0	0	0	0.0	0	0.0	.338	3-1
10/06/2023	at Michigan St.	*4	0	0	0	.000	0	1	.000	0	0	5	1.000	1	14	.929	3	0	0	0	0.0	0	0.0	.168	3-1
10/07/2023	at Michigan	*3	0	0	0	.000	0	0	.000	0	0	0	.000	0	7	1.000	2	0	0	0	0.0	0	0.0	.343	3-0
10/13/2023	Michigan St.	*4	0	0	0	.000	1	3	.333	0	2	3	.333	0	13	1.000	6	0	0	0	0.0	0	0.0	.302	3-1
10/14/2023	Penn St.	*3	0	0	0	.000	2	2	1.000	0	0	0	.000	0	5	1.000	1	0	0	0	0.0	0	0.0	.269	3-0
10/18/2023	at Northwestern	*3	0	0	0	.000	0	0	.000	0	2	10	.800	0	7	1.000	2	0	0	0	0.0	0	0.0	.395	3-0
10/21/2023	Wisconsin	*5	0	0	0	.000	3	4	.750	0	1	23	.957	0	29	1.000	11	0	0	0	0.0	0	0.0	.130	3-2
10/27/2023	Maryland	*3	0	0	0	.000	1	2	.500	0	1	15	.933	0	8	1.000	9	0	0	0	0.0	0	0.0	.349	3-0
10/28/2023	Rutgers	*3	0	0	0	.000	0	0	.000	2	1	10	.900	0	10	1.000	6	0	0	0	0.0	0	2.0	.384	3-0
11/03/2023	at Penn St.	*5	0	0	0	.000	1	2	.500	0	1	13	.923	0	17	1.000	3	0	0	0	0.0	0	0.0	.288	3-2
11/05/2023	at Rutgers	*3	0	0	0	.000	0	0	.000	0	0	10	1.000	0	9	1.000	9	0	0	0	0.0	0	0.0	.288	3-0
11/08/2023	Northwestern	*4	0	0	0	.000	1	4	.250	2	1	18	.944	1	28	.964	3	0	0	0	0.0	0	2.0	.278	3-1
11/12/2023	Illinois	*4	0	0	0	.000	1	4	.250	0	1	9	.889	0	13	1.000	9	0	0	0	0.0	0	0.0	.237	3-1
11/17/2023	Michigan	*3	0	0	0	.000	0	3	.000	0	2	10	.800	0	1	1.000	5	0	0	0	0.0	0	0.0	.368	3-0
11/19/2023	at Iowa	*3	0	1	1	-1.000	0	1	.000	2	1	9	.889	0	10	1.000	8	0	0	0	0.0	0	2.0	.233	3-0
11/24/2023	at Wisconsin	*3	0	0	0	.000	1	4	.250	1	1	10	.900	3	25	.880	5	0	0	0	0.0	0	1.0	.243	0-3
11/25/2023	at Minnesota	*4	0	0	0	.000	2	3	.667	2	0	10	1.000	0	18	1.000	13	0	0	0	0.0	0	2.0	.235	3-1
12/01/2023	LIU	*3	0	0	0	.000	0	1	.000	0	0	11	1.000	0	12	1.000	10	0	0	0	0.0	0	0.0	.280	3-0
12/02/2023	Missouri	*3	0	0	0	.000	3	4	.750	0	1	7	.857	0	11	1.000	4	0	0	0	0.0	0	0.0	.264	3-0
12/07/2023	Georgia Tech	*3	0	0	0	.000	1	5	.200	0	1	12	.917	1	5	.800	2	0	0	0	0.0	0	0.0	.326	3-0
12/09/2023	Arkansas	*4	0	0	0	.000	3	4	.750	0	1	14	.929	2	22	.909	13	0	0	0	0.0	0	0.0	.194	3-1
12/14/2023	vs Pittsburgh	*3	0	0	0	.000	0	1	.000	0	2	7	.714	0	12	1.000	8	0	0	0	0.0	0	0.0	.245	3-0
Totals		114	0	1	1	-1.000	37	78	.474	14	34	325	.895	11	414	.973	208	0	0	0	0.0	0	14.0		

Player Averages

Sets Played	Kills per set	Assists per set	Service aces per set	Digs per set	Blocks per set	Points per set
114	0.00	0.32	0.12	1.82	0.00	0.12

CAREER HONORS & AWARDS

- Ameritas Players Challenge All-Tournament Team (2023)
- Tom Osborne Citizenship Team (2023)

PERSONAL

- Born Jan. 6, 2005
- Parents are Jon and Tammy
- Major is psychology

2023 SEASON

- Recorded 14 digs in a 3-2 win at No. 17 Purdue (Sept. 29)
- Had 13 digs in a 3-1 regional final win over No. 9 Arkansas (Dec. 9)
- Tallied 13 digs with two aces in a 3-1 win at Minnesota (Nov. 25)
- Notched 11 digs and three set assists in a 3-2 win over No. 1 Wisconsin (Oct. 21)
- Had 10 digs and three service aces in a 3-1 win over No. 16 Creighton
- Totaled nine digs in a sweep of Maryland (Oct. 27)
- Finished with nine digs in a sweep at Rutgers (Nov. 5)
- Made nine digs in a 3-1 win over Illinois (Nov. 12)
- Registered eight digs with a pair of aces in a sweep at Iowa (Nov. 19)
- Had eight digs and three set assists in a 3-1 win at Indiana (Sept. 30)
- Posted eight digs in a sweep at Kansas State (Sept. 3)
- Tallied seven digs in a sweep of SMU (Aug. 27)
- Had six digs and a pair of aces in a win over Rutgers (Oct. 28)
- Named to the Ameritas Players Challenge All-Tournament Team after the opening weekend

CAREER STATISTICS

SEASON	TEAM	SM-MP	K	K/S	E	TA	PCT	A	A/S	SA	SA/S	SE	DIG	D/S	RE	BS	BA	TB	B/S	BE	BHE	PTS	PTS/S
2023-24	Nebr	114-33	0	0.00	1	1	-1.000	37	0.32	14	0.12	34	208	1.82	11	0	0	0	0.00	0	0	14.0	0.12
TOTAL		114 - 33	0	0.00	1	1	-1.000	37	0.32	14	0.12	34	208	1.82	11	0	0	0	0.00	0	0	14.0	0.12

7

MAISIE BOESIGER

SOPHOMORE • DS/LIBERO
5-6 • FIRTH, NEB.



CAREER HONORS & AWARDS

- Big Ten Distinguished Scholar (Beach-2023)
- Academic All-Big Ten (2023; Beach-2023)
- Nebraska Scholar-Athlete Honor Roll (Fall 2022; Spring 2022)
- Tom Osborne Citizenship Team (2022, 2023)

PERSONAL

- Born Sept. 7, 2003
- Parents are Chris and Christina
- Major is advertising and public relations

2023 MATCH-BY-MATCH

Date	Opponent	SP	Attack			Set		Serve			Receipt		Blocking				Team							
			K	E	TA PCT	A	TA PCT	SA	SE	TA PCT	RE	TA PCT	DIG	BS	BA	BE	TOTAL	BHE	POINTS	HIT%	SCORE			
08/26/2023	Lipscomb	3	0	0	.000	0	1	.000	0	0	9	1.000	0	0	.000	2	0	0	0	0.0	0	0.0	.366	3-0
08/27/2023	SMU	3	0	0	.000	0	0	.000	0	0	9	1.000	0	0	.000	5	0	0	0	0.0	0	0.0	.144	3-0
08/30/2023	Omaha	3	0	0	.000	0	0	.000	0	0	6	1.000	0	0	.000	0	0	0	0	0.0	0	0.0	.263	3-0
09/03/2023	at Kansas St.	3	0	0	.000	0	1	.000	0	0	6	1.000	0	0	.000	0	0	0	0	0.0	0	0.0	.277	3-0
09/06/2023	Creighton	4	0	0	.000	0	1	.000	1	1	11	.909	0	0	.000	1	0	0	0	0.0	0	1.0	.305	3-1
09/17/2023	Kentucky	4	0	0	.000	0	1	.000	1	1	12	.917	0	3	1.000	6	0	0	0	0.0	0	1.0	.338	3-1
09/29/2023	at Purdue	1	0	0	.000	0	0	.000	0	0	1	1.000	0	0	.000	0	0	0	0	0.0	0	0.0	.311	3-2
10/06/2023	at Michigan St.	1	0	0	.000	0	0	.000	0	0	2	1.000	0	1	1.000	1	0	0	0	0.0	0	0.0	.168	3-1
10/07/2023	at Michigan	1	0	0	.000	0	0	.000	0	1	2	.500	0	0	.000	2	0	0	0	0.0	0	0.0	.343	3-0
10/28/2023	Rutgers	1	0	0	.000	0	0	.000	0	0	2	1.000	0	0	.000	0	0	0	0	0.0	0	0.0	.384	3-0
11/03/2023	at Penn St.	1	0	0	.000	0	0	.000	0	0	2	1.000	0	0	.000	0	0	0	0	0.0	0	0.0	.288	3-2
11/05/2023	at Rutgers	1	0	0	.000	0	0	.000	0	1	2	.500	0	0	.000	0	0	0	0	0.0	0	0.0	.288	3-0
11/08/2023	Northwestern	3	0	0	.000	0	0	.000	0	0	14	1.000	0	0	.000	0	0	0	0	0.0	0	0.0	.278	3-1
11/12/2023	Illinois	1	0	0	.000	0	0	.000	0	0	1	1.000	0	0	.000	0	0	0	0	0.0	0	0.0	.237	3-1
11/19/2023	at Iowa	2	0	0	.000	0	0	.000	0	0	4	1.000	0	0	.000	0	0	0	0	0.0	0	0.0	.233	3-0
11/24/2023	at Wisconsin	2	0	0	.000	0	1	.000	1	0	7	1.000	0	0	.000	1	0	0	0	0.0	0	1.0	.243	0-3
12/01/2023	LIU	1	0	0	.000	0	0	.000	0	0	3	1.000	0	0	.000	0	0	0	0	0.0	0	0.0	.280	3-0
Totals		35	0	0	.000	0	5	.000	3	4	93	.957	0	4	1.000	18	0	0	0	0.0	0	3.0		

Player Averages

Sets Played	Kills per set	Assists per set	Service aces per set	Digs per set	Blocks per set	Points per set
35	0.00	0.00	0.09	0.51	0.00	0.09

2023 SEASON

- Made a career-high six digs with one ace in a 3-1 win over No. 21 Kentucky (Sept. 17)
- Posted five digs in a sweep of SMU (Aug. 27)
- Had two digs in a sweep at Michigan (Oct. 7)
- Served an ace and had one dig at No. 5 Wisconsin (Nov. 24)

CAREER STATISTICS

SEASON	TEAM	SM-MP	K	K/S	E	TA	PCT	A	A/S	SA	SA/S	SE	DIG	D/S	RE	BS	BA	TB	B/S	BE	BHE	PTS	PTS/S
2022-23	Nebr	41-23	0	0.00	0	1	.000	6	0.15	3	0.07	5	12	0.29	0	0	0	0	0.00	0	0	3.0	0.07
2023-24	Nebr	35-17	0	0.00	0	0	.000	0	0.00	3	0.09	4	18	0.51	0	0	0	0	0.00	0	0	3.0	0.09
TOTAL		76 - 40	0	0.00	0	1	.000	6	0.08	6	0.08	9	30	0.39	0	0	0	0	0.00	0	0	6.0	0.08

2023 NEBRASKA VOLLEYBALL

#8 LEXI RODRIGUEZ

8 LEXI RODRIGUEZ

JUNIOR • DS/LIBERO
5-5 • STERLING, ILL.



2023 MATCH-BY-MATCH

Date	Opponent	SP	Attack				Set			Serve			Receipt			Blocking				Team					
			K	E	TA	PCT	A	TA	PCT	SA	SE	TA	PCT	RE	TA	PCT	DIG	BS	BA	BE	TOTAL	BHE	POINTS	HIT%	SCORE
08/25/2023	Utah St.	3	0	0	0	.000	4	9	.444	0	1	14	.929	1	12	.917	9	0	0	0	0.0	0	0.0	.286	3-0
08/26/2023	Lipscomb	3	0	0	0	.000	7	9	.778	0	1	11	.909	0	8	1.000	10	0	0	0	0.0	0	0.0	.366	3-0
08/27/2023	SMU	3	0	0	0	.000	4	8	.500	2	1	13	.923	0	10	1.000	14	0	0	0	0.0	0	2.0	.144	3-0
08/30/2023	Omaha	3	0	0	0	.000	3	11	.273	3	2	14	.857	0	14	1.000	15	0	0	0	0.0	0	3.0	.263	3-0
09/03/2023	at Kansas St.	3	0	0	0	.000	6	17	.353	0	1	19	.947	1	16	.938	11	0	0	0	0.0	0	0.0	.277	3-0
09/06/2023	Creighton	4	0	0	1	.000	2	13	.154	0	0	15	1.000	0	18	1.000	14	0	0	0	0.0	1	0.0	.305	3-1
09/09/2023	Long Beach St.	3	0	0	1	.000	3	8	.375	0	1	13	.923	0	14	1.000	3	0	0	0	0.0	0	0.0	.393	3-0
09/12/2023	at Stanford	4	0	0	0	.000	5	10	.500	0	1	18	.944	0	19	1.000	12	0	0	0	0.0	0	0.0	.333	3-1
09/17/2023	Kentucky	4	0	0	0	.000	6	20	.300	1	0	15	1.000	0	7	1.000	18	0	0	0	0.0	0	1.0	.338	3-1
09/22/2023	Ohio St.	3	0	0	0	.000	0	7	.000	0	1	13	.923	0	8	1.000	6	0	0	0	0.0	0	0.0	.333	3-0
09/24/2023	Minnesota	3	0	0	0	.000	2	10	.200	0	1	8	.875	0	11	1.000	12	0	0	0	0.0	0	0.0	.214	3-0
09/29/2023	at Purdue	5	0	0	0	.000	6	15	.400	0	1	21	.952	0	26	1.000	6	0	0	0	0.0	0	0.0	.311	3-2
09/30/2023	at Indiana	4	0	0	0	.000	1	10	.100	0	3	20	.850	0	21	1.000	18	0	0	0	0.0	0	0.0	.338	3-1
10/06/2023	at Michigan St.	4	0	0	0	.000	5	14	.357	2	2	16	.875	1	10	.900	13	0	0	0	0.0	0	2.0	.168	3-1
10/07/2023	at Michigan	3	0	0	0	.000	3	9	.333	0	0	13	1.000	0	15	1.000	16	0	0	0	0.0	0	0.0	.343	3-0
10/13/2023	Michigan St.	4	0	0	0	.000	7	19	.368	0	2	19	.895	0	10	1.000	16	0	0	0	0.0	0	0.0	.302	3-1
10/14/2023	Penn St.	3	0	0	0	.000	4	9	.444	0	2	15	.867	0	23	1.000	18	0	0	0	0.0	0	0.0	.269	3-0
10/18/2023	at Northwestern	3	0	0	0	.000	1	4	.250	2	1	14	.929	3	14	.786	9	0	0	0	0.0	0	2.0	.395	3-0
10/21/2023	Wisconsin	5	1	0	1	1.000	5	18	.278	0	1	19	.947	0	16	1.000	17	0	0	0	0.0	0	1.0	.130	3-2
10/27/2023	Maryland	3	0	0	0	.000	4	9	.444	1	0	10	1.000	0	11	1.000	9	0	0	0	0.0	0	1.0	.349	3-0
10/28/2023	Rutgers	3	0	0	0	.000	5	9	.556	0	1	23	.957	0	10	1.000	13	0	0	0	0.0	0	0.0	.384	3-0
11/03/2023	at Penn St.	5	0	0	0	.000	11	21	.524	0	1	19	.947	0	30	1.000	13	0	0	0	0.0	0	0.0	.288	3-2
11/05/2023	at Rutgers	3	0	0	0	.000	3	15	.200	0	0	19	1.000	0	12	1.000	16	0	0	0	0.0	0	0.0	.288	3-0
11/08/2023	Northwestern	4	0	0	0	.000	5	16	.313	1	1	16	.938	2	16	.875	11	0	0	0	0.0	0	1.0	.278	3-1
11/12/2023	Illinois	4	0	0	1	.000	3	12	.250	1	1	18	.944	0	21	1.000	16	0	0	0	0.0	0	1.0	.237	3-1
11/17/2023	Michigan	3	0	0	0	.000	4	7	.571	0	2	11	.818	1	13	.923	15	0	0	0	0.0	0	0.0	.368	3-0
11/19/2023	at Iowa	3	0	0	0	.000	2	10	.200	0	1	11	.909	0	13	1.000	19	0	0	0	0.0	0	0.0	.233	3-0
11/24/2023	at Wisconsin	3	0	0	0	.000	8	16	.500	0	0	12	1.000	0	12	1.000	8	0	0	0	0.0	0	0.0	.243	0-3
11/25/2023	at Minnesota	4	0	0	0	.000	7	20	.350	0	3	19	.842	0	19	1.000	10	0	0	0	0.0	0	0.0	.235	3-1
12/01/2023	LIU	3	0	0	0	.000	7	13	.538	1	1	12	.917	0	12	1.000	6	0	0	0	0.0	0	1.0	.280	3-0
12/02/2023	Missouri	3	0	0	0	.000	3	12	.250	0	0	11	1.000	0	7	1.000	11	0	0	0	0.0	0	0.0	.264	3-0
12/07/2023	Georgia Tech	3	0	0	0	.000	1	8	.125	0	2	12	.833	0	15	1.000	12	0	0	0	0.0	0	0.0	.326	3-0
12/09/2023	Arkansas	4	0	0	1	.000	8	26	.308	0	0	19	1.000	1	18	.944	20	0	0	0	0.0	0	0.0	.194	3-1
12/14/2023	vs Pittsburgh	3	0	0	0	.000	4	13	.308	1	0	15	1.000	1	18	.944	14	0	0	0	0.0	0	1.0	.245	3-0
Totals		118	1	0	5	.200	149	427	.349	15	35	517	.932	11	499	.978	430	0	0	0	0.0	1	16.0		

Player Averages

Sets Played	Kills per set	Assists per set	Service aces per set	Digs per set	Blocks per set	Points per set
118	0.01	1.26	0.13	3.64	0.00	0.14

CAREER HONORS & AWARDS

- AVCA National Freshman of the Year (2021)
- AVCA All-America First Team (2021)
- AVCA All-America Second Team (2022)
- Academic All-America Third Team (2022)
- AVCA North Region Freshman of the Year (2021)
- AVCA All-Region Team (2021, 2022, 2023)
- Big Ten Defensive Player of the Year (2021, 2023)
- All-Big Ten First Team (2021, 2022, 2023)
- Big Ten All-Freshman Team (2021)
- Big Ten Freshman of the Week (four times)
- Big Ten Defensive Player of the Week (Oct. 25, 2021; Nov. 15, 2021; Oct. 10, 2022; Oct. 16, 2023; Nov. 20, 2023)
- Nebraska Female Newcomer of the Year (2021-22)
- Lincoln Regional All-Tournament Team (2023)
- Husker Invitational All-Tournament Team (2022)
- Ameritas Players Challenge All-Tournament Team (2022, 2023)
- Academic All-District (2022, 2023)
- Academic All-Big Ten (2022, 2023; Beach-2022, 2023)
- Nebraska Scholar-Athlete Honor Roll (Fall 2022; Spring 2021)
- Tom Osborne Citizenship Team (2022, 2023)

PERSONAL


- Born on March 11, 2003
- Parents are Chris and Crystal Rodriguez
- Major is advertising and public relations

CAREER STATISTICS

SEASON	TEAM	SM-MP	K	K/S	E	TA	PCT	A	A/S	SA	SA/S	SE	DIG	D/S	RE	BS	BA	TB	B/S	BE	BHE	PTS	PTS/S
2021-22	Nebr	121-34	1	0.01	0	11	.091	133	1.10	16	0.13	36	524	4.33	16	0	0	0	0.00	0	1	17.0	0.14
2022-23	Nebr	109-32	1	0.01	0	4	.250	135	1.24	25	0.23	43	464	4.26	17	0	0	0	0.00	0	0	26.0	0.24
2023-24	Nebr	118-34	1	0.01	0	5	.200	149	1.26	15	0.13	35	430	3.64	11	0	0	0	0.00	0	1	16.0	0.14
TOTAL		348 - 100	3	0.01	0	20	.150	417	1.20	56	0.16	114	1418	4.07	44	0	0	0	0.00	0	2	59.0	0.17

9 KENNEDI ORR

JUNIOR • SETTER
6-0 • EAGAN, MINN.



2023 MATCH-BY-MATCH

Date	Opponent	Attack			Set			Serve			Receipt		Blocking			Team									
		SP	K	E TA PCT	A TA PCT	SA SE TA PCT	RE TA PCT	DIG	BS BA BE TOTAL	BHE	POINTS	HIT%	SCORE												
09/09/2023	Long Beach St.	3	0	0	0	.000	0	0	.000	0	1	12	.917	0	0	.000	5	0	0	0	0.0	0	0.0	.393	3-0
09/12/2023	at Stanford	4	0	0	0	.000	0	0	.000	0	3	11	.727	0	0	.000	2	0	0	0	0.0	0	0.0	.333	3-1
09/17/2023	Kentucky	4	0	0	0	.000	1	1	1.000	1	0	14	1.000	0	0	.000	1	0	0	0	0.0	0	1.0	.338	3-1
09/22/2023	Ohio St.	3	0	0	0	.000	0	0	.000	0	2	9	.778	0	0	.000	1	0	0	0	0.0	0	0.0	.333	3-0
09/24/2023	Minnesota	3	0	0	0	.000	0	0	.000	0	1	9	.889	0	0	.000	2	0	0	0	0.0	0	0.0	.214	3-0
09/29/2023	at Purdue	5	0	0	0	.000	0	0	.000	1	1	16	.938	0	0	.000	2	0	0	0	0.0	0	1.0	.311	3-2
09/30/2023	at Indiana	4	0	0	0	.000	0	0	.000	0	1	12	.917	0	0	.000	2	0	0	0	0.0	0	0.0	.338	3-1
10/06/2023	at Michigan St.	4	0	0	0	.000	1	1	1.000	1	1	11	.909	0	0	.000	0	0	0	0	0.0	0	1.0	.168	3-1
10/07/2023	at Michigan	3	0	0	0	.000	0	0	.000	0	0	5	1.000	0	0	.000	0	0	0	0	0.0	0	0.0	.343	3-0
10/13/2023	Michigan St.	4	0	0	0	.000	0	0	.000	1	1	11	.909	0	0	.000	0	0	0	0	0.0	0	1.0	.302	3-1
10/14/2023	Penn St.	3	0	0	0	.000	0	0	.000	0	0	11	1.000	0	0	.000	0	0	0	0	0.0	0	0.0	.269	3-0
10/18/2023	at Northwestern	3	0	0	0	.000	1	1	1.000	0	0	8	1.000	0	0	.000	2	0	0	0	0.0	0	0.0	.395	3-0
10/21/2023	Wisconsin	5	0	0	0	.000	0	1	.000	1	1	13	.923	0	0	.000	1	0	0	0	0.0	0	1.0	.130	3-2
10/27/2023	Maryland	2	1	0	1	1.000	0	0	.000	1	1	10	.900	0	0	.000	2	0	0	0	0.0	0	2.0	.349	3-0
10/28/2023	Rutgers	3	0	0	0	.000	0	0	.000	0	1	4	.750	0	0	.000	0	0	0	0	0.0	0	0.0	.384	3-0
11/03/2023	at Penn St.	4	0	0	0	.000	0	0	.000	0	2	10	.800	0	0	.000	2	0	0	0	0.0	0	0.0	.288	3-2
11/05/2023	at Rutgers	2	0	0	0	.000	0	0	.000	0	0	3	1.000	0	0	.000	0	0	0	0	0.0	0	0.0	.288	3-0
11/08/2023	Northwestern	2	0	0	0	.000	0	0	.000	0	2	6	.667	0	0	.000	0	0	0	0	0.0	0	0.0	.278	3-1
11/12/2023	Illinois	4	0	0	0	.000	0	0	.000	0	0	8	1.000	0	0	.000	1	0	0	0	0.0	0	0.0	.237	3-1
11/17/2023	Michigan	3	0	0	0	.000	0	0	.000	0	0	7	1.000	0	0	.000	1	0	0	0	0.0	0	0.0	.368	3-0
11/19/2023	at Iowa	3	0	0	0	.000	0	1	.000	0	0	8	1.000	0	1	1.000	1	0	0	0	0.0	0	0.0	.233	3-0
11/24/2023	at Wisconsin	2	0	0	0	.000	0	0	.000	0	0	3	1.000	0	0	.000	1	0	0	0	0.0	0	0.0	.243	0-3
11/25/2023	at Minnesota	4	0	0	0	.000	0	2	.000	0	0	14	1.000	0	0	.000	3	0	0	0	0.0	0	1.0	.235	3-1
12/01/2023	LIU	3	0	0	0	.000	0	0	.000	1	0	10	1.000	0	0	.000	3	0	0	0	0.0	0	1.0	.280	3-0
12/02/2023	Missouri	3	0	0	0	.000	0	0	.000	0	0	6	1.000	0	0	.000	1	0	0	0	0.0	0	0.0	.264	3-0
12/07/2023	Georgia Tech	3	0	0	0	.000	0	0	.000	0	0	7	1.000	0	0	.000	1	0	0	0	0.0	0	0.0	.326	3-0
12/09/2023	Arkansas	4	0	0	0	.000	0	0	.000	0	0	15	1.000	0	0	.000	1	0	0	0	0.0	0	0.0	.194	3-1
12/14/2023	vs Pittsburgh	3	0	0	0	.000	0	0	.000	0	0	12	1.000	0	0	.000	2	0	0	0	0.0	0	0.0	.245	3-0
Totals		93	1	0	1	1.000	3	7	.429	7	18	265	.932	0	1	1.000	37	0	0	0	0	0	8.0		

Player Averages

Sets Played	Kills per set	Assists per set	Service aces per set	Digs per set	Blocks per set	Points per set
93	0.01	0.03	0.08	0.40	0.00	0.09

CAREER HONORS & AWARDS

- Big Ten Distinguished Scholar (2022)
- Academic All-Big Ten (2022, 2023; Beach-2022)
- Arthur Ashe Jr. Sports Scholar Award (2022)
- Nebraska Scholar-Athlete Honor Roll (Fall 2021, 2022; Spring 2021, 2022)
- Tom Osborne Citizenship Team (2022, 2023)

PERSONAL

- Born on Nov. 7, 2002
- Parents are Lorenzo and Gretchen Orr
- Major is communication studies

2023 SEASON

- Had five digs in her season debut as a serving sub against Long Beach State (Sept. 9)
- Had three digs in a 3-1 win at Minnesota (Nov. 25)
- Recorded two digs and an ace in a 3-2 win at No. 17 Purdue (Sept. 29)
- Tallied two digs with a service ace and a kill in a sweep of Maryland (Oct. 27)
- Posted two digs in a sweep at Northwestern (Oct. 18)
- Had one dig and one ace in a 3-1 win over No. 21 Kentucky (Sept. 17)
- Notched an ace and a dig in a 3-2 win over No. 1 Wisconsin (Oct. 21)

CAREER STATISTICS

SEASON	TEAM	SM-MP	K	K/S	E	TA	PCT	A	A/S	SA	SA/S	SE	DIG	D/S	RE	BS	BA	TB	B/S	BE	BHE	PTS	PTS/S
2021-22	Nebr	7-2	1	0.14	0	5	.200	51	7.29	0	0.00	4	20	2.86	0	0	3	3	0.43	0	2	2.5	0.36
2022-23	Nebr	54-18	4	0.07	1	16	.188	271	5.02	5	0.09	27	105	1.94	0	1	11	12	0.22	2	21	15.5	0.29
2023-24	Nebr	93-28	1	0.01	0	1	1.000	3	0.03	7	0.08	18	37	0.40	0	0	0	0	0.00	0	0	8.0	0.09
TOTAL		154 - 48	6	0.04	1	22	.227	325	2.11	12	0.08	49	162	1.05	0	1	14	15	0.10	2	23	26.0	0.17

10

CAROLINE
JUREVICIUS

FRESHMAN • OUTSIDE HITTER
6-2 • CLEVELAND, OHIO



CAREER HONORS & AWARDS

- Tom Osborne Citizenship Team (2023)

PERSONAL

- Born Aug. 9, 2004
- Parents are Joe and Meagan
- Father, Joe, was a Super Bowl champion wide receiver with the Tampa Bay Buccaneers in 2002
- Major is International business

2023 MATCH-BY-MATCH

11 HAYDEN KUBIK

SOPHOMORE • OUTSIDE HITTER
6-2 • WEST DES MOINES, IOWA



CAREER HONORS & AWARDS

- Academic All-Big Ten (2023; Beach-2023)
- Nebraska Scholar-Athlete Honor Roll (Fall 2022; Spring 2022)
- Tom Osborne Citizenship Team (2022, 2023)

PERSONAL

- Born April 8, 2004
- Parents are Brad and Renae
- Major is communication studies

2023 MATCH-BY-MATCH

Date	Opponent	SP	Attack				Set			Serve			Receipt			Blocking				Team						
			K	E	TA	PCT	A	TA	PCT	SA	SE	TA	PCT	RE	TA	PCT	DIG	BS	BA	BE	TOTAL	BHE	POINTS	HIT%	SCORE	
08/27/2023	SMU	1	0	2	2	-1.000	0	0	.000	0	0	0	0	0	.000	0	0	0	0	0	0	0	0	0.0	.144	3-0
08/30/2023	Omaha	1	0	0	0	.000	0	0	.000	0	0	0	0	0	.000	0	0	0	0	0	0	0	0	0.0	.263	3-0
10/13/2023	Michigan St.	2	2	0	2	1.000	0	1	.000	0	0	3	1.000	0	5	1.000	1	0	0	0	0	0	0	2.0	.302	3-1
10/14/2023	Penn St.	1	0	0	0	.000	0	0	.000	0	1	1	.000	0	1	1.000	1	0	0	0	0	0	0	0.0	.269	3-0
10/21/2023	Wisconsin	1	1	2	4	-.250	0	0	.000	0	0	0	.000	0	2	1.000	0	0	0	0	0	0	0	1.0	.130	3-2
10/27/2023	Maryland	1	0	2	2	-1.000	0	0	.000	0	0	0	.000	1	3	.667	0	0	0	0	0	0	0	0.0	.349	3-0
10/28/2023	Rutgers	1	0	0	1	.000	0	0	.000	0	0	0	.000	0	0	.000	3	0	0	0	0	0	0	0.0	.384	3-0
11/12/2023	Illinois	1	0	0	1	.000	0	0	.000	0	0	0	.000	0	2	1.000	0	0	0	0	0	0	0	0.0	.237	3-1
Totals		9	3	6	12	-.250	0	1	.000	0	1	4	.750	1	13	.923	6	0	0	0	0	0	0	3.0		

Player Averages

Sets Played	Kills per set	Assists per set	Service aces per set	Digs per set	Blocks per set	Points per set
9	0.33	0.00	0.00	0.67	0.00	0.33

2023 SEASON


- Produced a pair of kills on two swings in a 3-1 win against Michigan State (Oct. 13)
- Recorded a kill in a 3-2 win over No. 1 Wisconsin (Oct. 21)
- Made three digs in a sweep of Rutgers (Oct. 28)
- Had one dig in her season debut against SMU (Aug. 27)

CAREER STATISTICS

SEASON	TEAM	SM-MP	K	K/S	E	TA	PCT	A	A/S	SA	SA/S	SE	DIG	D/S	RE	BS	BA	TB	B/S	BE	BHE	PTS	PTS/S
2022-23	Nebr	8-4	7	0.88	1	22	.273	1	0.13	0	0.00	0	7	0.88	0	0	1	1	0.13	0	0	7.5	0.94
2023-24	Nebr	9-8	3	0.33	6	12	-.250	0	0.00	0	0.00	1	6	0.67	1	0	0	0	0.00	0	0	3.0	0.33
TOTAL		17 - 12	10	0.59	7	34	.088	1	0.06	0	0.00	1	13	0.76	1	0	1	1	0.06	0	0	10.5	0.62

13 MERRITT BEASON

**JUNIOR • OUTSIDE HITTER
6-4 • GARDENDALE, ALA.**



CAREER HONORS & AWARDS

- AVCA Region Player of the Year (2023)
- AVCA All-Region Team (2022, 2023)
- All-Big Ten First Team (2023)
- All-SEC Team (2022)
- SEC All-Freshman Team (2021)
- AVCA National Player of the Week (Oct. 24, 2023)
- Big Ten Player of the Week (Sept. 18, 2023; Oct. 2, 2023; Oct. 23, 2023; Nov. 6, 2023)
- SEC Offensive Player of the Week (Aug. 29, 2022; Nov. 14, 2022)
- SEC Freshman of the Week (Oct. 4, 2021; Nov. 8, 2021)
- Lincoln Regional Most Valuable Player (2023)
- SEC Academic Honor Roll (Fall 2021)
- Tom Osborne Citizenship Team (2023)

PERSONAL

- Born April 16, 2003
- Parents are Scott and Lori
- Majoring in child, youth, and family studies

2023 MATCH-BY-MATCH

Date	Opponent	SP	Attack				Set			Serve				Recept			Blocking			Team						
			K	E	TA	PCT	A	TA	PCT	SA	SE	TA	PCT	RE	TA	PCT	DIG	BS	BA	BE	TOTAL	BHE	POINTS	HIT%	SCORE	
08/25/2023	Utah St.	*3	9	5	20	.200	0	0	.000	0	1	10	.900	1	1	.000	5	0	2	0	2.0	0	10.0	.286	3-0	
08/26/2023	Lipscomb	*3	11	4	24	.292	0	0	.000	0	3	7	.571	0	0	.000	5	0	3	0	3.0	0	12.5	.366	3-0	
08/27/2023	SMU	*3	8	4	25	.160	3	4	.750	1	2	12	.833	0	4	1.000	8	0	2	0	2.0	0	10.0	.144	3-0	
08/30/2023	Omaha	*3	3	2	20	.050	0	0	.000	2	3	23	.870	0	1	1.000	8	0	4	0	4.0	0	7.0	.263	3-0	
09/03/2023	at Kansas St.	*3	10	4	28	.214	1	2	.500	1	2	10	.800	0	0	.000	3	0	6	0	6.0	0	14.0	.277	3-0	
09/06/2023	Creighton	*4	17	9	37	.216	3	3	1.000	0	2	12	.833	2	5	.600	7	1	2	1	3.0	0	19.0	.305	3-1	
09/09/2023	Long Beach St.	*3	9	2	20	.350	1	1	1.000	1	0	10	1.000	0	0	.000	8	0	3	0	3.0	0	11.5	.393	3-0	
09/12/2023	at Stanford	*4	15	6	33	.273	1	4	.250	1	2	12	.833	0	6	1.000	5	0	2	0	2.0	0	17.0	.333	3-1	
09/17/2023	Kentucky	*4	17	3	32	.438	1	2	.500	1	0	18	1.000	0	7	1.000	10	0	1	0	1.0	0	18.5	.338	3-1	
09/22/2023	Ohio St.	*3	14	3	24	.458	1	2	.500	2	0	15	1.000	1	6	.833	9	1	0	0	1.0	0	17.0	.333	3-0	
09/24/2023	Minnesota	*3	11	6	34	.147	1	3	.333	2	1	13	.923	1	2	.500	10	2	0	0	2.0	0	15.0	.214	3-0	
09/29/2023	at Purdue	*5	19	5	38	.368	0	1	.000	0	3	10	.700	1	9	.889	9	0	5	0	5.0	0	21.5	.311	3-2	
09/30/2023	at Indiana	*4	22	8	35	.400	1	1	1.000	1	1	14	.929	0	3	1.000	12	0	0	1	0.0	0	23.0	.338	3-1	
10/06/2023	at Michigan St.	*4	9	5	31	.129	0	0	.000	2	3	14	.786	0	5	1.000	8	0	3	0	3.0	0	12.5	.168	3-1	
10/07/2023	at Michigan	*3	10	4	25	.240	0	3	.000	1	2	10	.800	0	0	.000	1	0	2	0	2.0	0	12.0	.343	3-0	
10/13/2023	Michigan St.	*4	13	2	26	.423	2	3	.667	1	2	17	.882	0	1	1.000	8	0	3	0	3.0	0	15.5	.302	3-1	
10/14/2023	Penn St.	*3	13	2	33	.333	1	3	.333	0	3	10	.700	0	0	.000	4	0	3	0	3.0	0	14.5	.269	3-0	
10/18/2023	at Northwestern	*3	13	3	31	.323	2	6	.333	1	1	11	.909	0	0	.000	7	0	3	0	3.0	0	15.5	.395	3-0	
10/21/2023	Wisconsin	*5	21	13	52	.154	0	0	.000	1	2	15	.867	0	0	.000	7	0	2	0	2.0	0	23.0	.130	3-2	
10/27/2023	Maryland	*3	10	2	21	.381	0	0	.000	2	2	11	.818	0	1	1.000	9	0	2	0	2.0	0	13.0	.349	3-0	
10/28/2023	Rutgers	*3	12	3	22	.409	0	0	.000	1	2	12	.833	0	1	1.000	4	0	3	0	3.0	0	14.5	.384	3-0	
11/03/2023	at Penn St.	*5	27	4	54	.426	0	3	.000	1	2	16	.875	0	6	1.000	5	0	3	0	3.0	0	29.5	.288	3-2	
11/05/2023	at Rutgers	*3	21	2	40	.475	1	3	.333	0	2	12	.833	0	1	1.000	9	0	5	0	5.0	0	23.5	.288	3-0	
11/08/2023	Northwestern	*4	13	6	37	.189	0	1	.000	0	0	13	1.000	0	0	.000	10	0	3	1	3.0	0	14.5	.278	3-1	
11/12/2023	Illinois	*4	11	7	33	.121	0	4	.000	3	3	22	.864	1	1	.000	8	0	4	1	4.0	0	16.0	.237	3-1	
11/17/2023	Michigan	*3	7	2	22	.227	2	3	.667	0	2	15	.867	0	2	1.000	9	0	2	0	2.0	0	8.0	.368	3-0	
11/19/2023	at Iowa	*3	12	4	33	.242	1	5	.200	1	1	16	.938	0	3	1.000	8	0	2	0	2.0	0	14.0	.233	3-0	
11/24/2023	at Wisconsin	*3	11	4	31	.226	0	3	.000	0	1	10	.900	0	0	.000	7	0	1	1	1.0	0	11.5	.243	0-3	
11/25/2023	at Minnesota	*4	21	5	53	.302	0	4	.000	1	2	11	.818	0	1	1.000	9	0	5	0	5.0	0	24.5	.235	3-1	
12/01/2023	LIU	*3	13	2	23	.478	0	3	.000	1	1	10	.900	0	0	.000	7	0	2	0	2.0	0	15.0	.280	3-0	
12/02/2023	Missouri	*3	12	2	23	.435	0	2	.000	0	1	9	.889	0	5	1.000	2	0	5	0	5.0	0	14.5	.264	3-0	
12/07/2023	Georgia Tech	*3	11	1	23	.435	0	2	.000	1	1	12	.917	0	1	1.000	8	2	2	0	4.0	0	15.0	.326	3-0	
12/09/2023	Arkansas	*4	19	8	46	.239	1	2	.500	0	2	11	.818	1	4	.750	11	0	8	0	8.0	0	23.0	.194	3-1	
12/14/2023	vs Pittsburgh	*3	8	7	26	.038	2	2	1.000	4	1	15	.933	1	2	.500	4	0	5	0	5.0	0	14.5	.245	3-0	
Totals			118	452	149	1055	.287	25	75	.333	33	56	438	.872	9	78	.885	244	6	98	5	104.0	0	540.0		

Player Averages

Sets Played	Kills per set	Assists per set	Service aces per set	Digs per set	Blocks per set	Points per set
118	3.83	0.21	0.28	2.07	0.88	4.58

2023 SEASON

- Selected the AVCA North Region Player of the Year
- Named to the AVCA All-Region Team and All-Big Ten First Team
- Named Big Ten Player of the Week on Nov. 6 for the fourth time of the season after a career-high 27 kills on .426 hitting in a 3-2 reverse sweep at No. 16 Penn State, as well as 21 kills on .475 hitting in a sweep at Rutgers
- Chosen most valuable player of the Lincoln Regional after 19 kills, 11 digs and eight blocks in a regional final win over No. 9 Arkansas (Dec. 9)
- Had 22 kills with 12 digs and a .400 hitting percentage at Indiana (Sept. 30)
- Totaled 21 kills with seven digs in a 3-2 win over No. 1 Wisconsin (Oct. 21)
- Notched 21 kills and hit .302 with nine digs and five blocks in a 3-1 win at Minnesota (Nov. 25)
- Recorded 13 kills and hit .323 with seven digs and three blocks in a sweep at Northwestern (Oct. 18)
- Was named Big Ten Player of the Week and AVCA National Player of the Week following her matches against Northwestern and Wisconsin
- Posted 19 kills on .368 hitting with nine digs and five blocks in a 3-2 win at No. 17 Purdue (Sept. 29)
- Was named Big Ten Player of the Week on Oct. 2 following her matches at Indiana and Purdue
- Recorded 17 kills and 10 digs with a .438 hitting percentage in a 3-1 win over No. 16 Kentucky (Sept. 17)
- Tallied 15 kills on .273 hitting with five digs in a 3-1 road victory at No. 5 Stanford (Sept. 12)
- Was named Big Ten Player of the Week following her performances against Stanford and Kentucky
- Had 17 kills, seven digs and three blocks in a 3-1 win against No. 16 Creighton (Sept. 6)
- Posted 14 kills and hit .458 with nine digs in a sweep of No. 21 Ohio State (Sept. 22)
- Recorded 13 kills and hit .423 with eight digs and three blocks at Michigan State (Oct. 13)
- Totaled 12 kills on .409 hitting in a sweep of Rutgers (Oct. 28)
- Tallied six blocks to go with 10 kills in a sweep at Kansas State (Sept. 3)

CAREER STATISTICS

SEASON	TEAM	SM-MP	K	K/S	E	TA	PCT	A	A/S	SA	SA/S	SE	DIG	D/S	RE	BS	BA	TB	B/S	BE	BHE	PTS	PTS/S
2021-22	UF	97-31	217	2.24	95	551	.221	9	0.09	15	0.15	55	173	1.78	2	2	84	86	0.89	6	0	276.0	2.85
2022-23	UF	104-28	348	3.35	131	832	.261	24	0.23	38	0.37	52	200	1.92	5	6	86	92	0.88	0	2	435.0	4.18
2023-24	Nebr	118-34	452	3.83	149	1055	.287	25	0.21	33	0.28	56	244	2.07	9	6	98	104	0.88	5	0	540.0	4.58
TOTAL FOR Nebr		118 - 34	452	3.83	149	1055	.287	25	0.21	33	0.28	56	244	2.07	9	6	98	104	0.88	5	0	540.0	4.58
TOTAL		319 - 93	1017	3.19	375	2438	.263	58	0.18	86	0.27	163	617	1.93	16	14	268	282	0.88	11	2	1251	3.92

14 ALLY BATENHORST

JUNIOR • OUTSIDE HITTER
6-5 • HOUSTON, TEXAS



2023 MATCH-BY-MATCH

Date	Opponent	SP	Attack			Set			Serve			Receipt			Blocking			Team							
			K	E	TA	PCT	A	TA	PCT	SA	SE	TA	PCT	RE	TA	PCT	DIG	BS	BA	BE	TOTAL	BHE	POINTS	HIT%	SCORE
08/26/2023	Lipscomb	*3	5	2	13	.231	0	0	.000	0	1	7	.857	1	9	.889	1	0	2	0	2.0	0	6.0	.366	3-0
08/27/2023	SMU	2	0	1	5	-.200	0	0	.000	0	0	3	1.000	0	6	1.000	2	0	1	0	1.0	0	0.5	.144	3-0
08/30/2023	Omaha	1	2	0	6	.333	0	0	.000	0	0	0	.000	0	0	.000	0	0	1	0	1.0	0	2.5	.263	3-0
09/06/2023	Creighton	1	1	0	2	.500	0	0	.000	0	0	1	1.000	0	1	1.000	0	0	0	0	0.0	0	1.0	.305	3-1
09/09/2023	Long Beach St.	1	6	0	8	.750	0	0	.000	0	0	0	.000	0	4	1.000	1	0	0	0	0.0	0	6.0	.393	3-0
09/17/2023	Kentucky	*4	12	3	32	.281	1	3	.333	0	0	0	.000	0	14	1.000	2	0	1	0	1.0	0	12.5	.338	3-1
09/22/2023	Ohio St.	3	2	3	14	-.071	0	1	.000	0	0	0	.000	1	10	.900	2	0	7	0	7.0	0	5.5	.333	3-0
09/24/2023	Minnesota	3	9	2	21	.333	1	3	.333	0	0	0	.000	1	8	.875	3	0	0	0	0.0	0	9.0	.214	3-0
09/29/2023	at Purdue	1	0	1	6	-.167	0	0	.000	0	0	0	.000	0	2	1.000	0	0	1	0	1.0	0	0.5	.311	3-2
09/30/2023	at Indiana	2	2	1	4	.250	0	0	.000	0	0	0	.000	0	4	1.000	0	0	0	0	0.0	0	2.0	.338	3-1
10/06/2023	at Michigan St.	2	0	0	3	.000	0	0	.000	0	0	0	.000	1	4	.750	0	0	2	0	2.0	0	1.0	.168	3-1
10/13/2023	Michigan St.	2	5	0	11	.455	0	0	.000	0	0	0	.000	0	0	.000	2	0	1	0	1.0	0	5.5	.302	3-1
10/18/2023	at Northwestern	3	4	2	16	.125	0	0	.000	0	1	1	.000	0	2	1.000	4	0	1	0	1.0	0	4.5	.395	3-0
10/21/2023	Wisconsin	5	13	10	40	.075	1	3	.333	0	0	0	.000	0	6	1.000	3	0	2	1	2.0	0	14.0	.130	3-2
10/27/2023	Maryland	3	2	4	7	-.286	0	2	.000	0	0	0	.000	0	2	1.000	0	0	2	0	2.0	0	3.0	.349	3-0
10/28/2023	Rutgers	3	13	1	22	.545	0	1	.000	0	0	0	.000	0	3	1.000	0	0	4	0	4.0	0	15.0	.384	3-0
11/03/2023	at Penn St.	5	7	10	32	-.094	0	0	.000	0	0	0	.000	0	13	1.000	4	1	3	0	4.0	0	9.5	.288	3-2
11/05/2023	at Rutgers	3	11	3	35	.229	1	2	.500	0	0	0	.000	0	7	1.000	7	2	0	0	2.0	0	13.0	.288	3-0
11/08/2023	Northwestern	4	10	4	21	.286	0	0	.000	0	0	0	.000	0	7	1.000	1	0	0	0	0.0	0	10.0	.278	3-1
11/12/2023	Illinois	4	11	4	28	.250	0	2	.000	0	0	0	.000	4	16	.750	2	0	2	0	2.0	0	12.0	.237	3-1
11/17/2023	Michigan	3	5	2	15	.200	0	1	.000	0	0	0	.000	0	5	1.000	2	0	4	0	4.0	0	7.0	.368	3-0
11/19/2023	at Iowa	3	9	4	24	.208	0	1	.000	0	0	0	.000	1	4	.750	4	0	0	0	0.0	0	9.0	.233	3-0
11/24/2023	at Wisconsin	3	11	2	22	.409	0	1	.000	0	0	0	.000	0	2	1.000	2	0	0	0	0.0	0	11.0	.243	0-3
11/25/2023	at Minnesota	4	13	5	34	.235	0	2	.000	0	0	0	.000	1	13	.923	0	0	2	1	2.0	0	14.0	.235	3-1
12/01/2023	LIU	3	7	4	22	.136	0	0	.000	0	0	0	.000	0	5	1.000	2	0	0	0	0.0	0	7.0	.280	3-0
12/02/2023	Missouri	3	7	4	22	.136	0	0	.000	0	0	0	.000	0	5	1.000	2	0	4	1	4.0	0	9.0	.264	3-0
12/07/2023	Georgia Tech	3	10	3	25	.280	0	0	.000	0	0	0	.000	1	8	.875	2	0	2	0	2.0	0	11.0	.326	3-0
12/09/2023	Arkansas	4	9	7	32	.063	1	4	.250	0	0	0	.000	1	10	.900	3	0	2	1	2.0	0	10.0	.194	3-1
12/14/2023	vs Pittsburgh	3	8	4	21	.190	0	1	.000	0	0	0	.000	0	1	1.000	2	1	3	0	4.0	0	10.5	.245	3-0
Totals			84	194	86	543	.199	5	27	.185	0	2	12	.833	12	171	.930	53	4	47	4	51.0	0	221.5	

Player Averages

Sets Played	Kills per set	Assists per set	Service aces per set	Digs per set	Blocks per set	Points per set
84	2.31	0.06	0.00	0.63	0.61	2.64

CAREER HONORS & AWARDS

- Louisville Regional All-Tournament Team (2022)
- Big Ten Distinguished Scholar (Beach-2022)
- Academic All-District (2022)
- Academic All-Big Ten (2022, 2023; Beach-2022, 2023)
- Nebraska Scholar-Athlete Honor Roll (Fall 2021, 2022; Spring 2021, 2022)
- Tom Osborne Citizenship Team (2022, 2023)

PERSONAL

- Born on July 26, 2002 in Omaha, Neb.
- Parents are Kurt and Susan Batenhorst
- Susan attended Nebraska and Kurt played basketball and ran track at Nebraska Wesleyan
- Major is communication studies

2023 SEASON

- Notched 13 kills in a 3-2 win over No. 1 Wisconsin (Oct. 21)
- Also had 13 kills and hit .545 along with four blocks in a sweep of Rutgers (Oct. 28)
- Had 13 kills and two blocks in a 3-1 win at Minnesota (Nov. 25)
- Recorded 12 kills and two digs in a 3-1 win over No. 21 Kentucky (Sept. 17)
- Tallied 11 kills in a 3-1 win over Illinois (Nov. 12)
- Finished with 11 kills and seven digs in a sweep at Rutgers (Nov. 5)
- Put down 10 kills in a sweep of Georgia Tech (Dec. 7)
- Posted 10 kills in a 3-1 win over Northwestern (Nov. 8)
- Registered nine kills in a sweep at Iowa (Nov. 19)
- Had nine kills and hit .333 in a sweep of No. 12 Minnesota (Sept. 24)
- Recorded seven kills and four blocks in a 3-2 reverse sweep at No. 16 Penn State (Nov. 3)
- Posted six kills on eight swings (.750) in a sweep of Long Beach State (Sept. 9)
- Had five kills and two blocks in a sweep of Lipscomb (Aug. 26)
- Tallied five kills and hit .455 against Michigan State (Oct. 13)
- Registered a career-high seven blocks in a sweep of No. 21 Ohio State (Sept. 22)

CAREER STATISTICS

SEASON	TEAM	SM-MP	K	K/S	E	TA	PCT	A	A/S	SA	SA/S	SE	DIG	D/S	RE	BS	BA	TB	B/S	BE	BHE	PTS	PTS/S
2021-22	Nebr	86-28	171	1.99	87	541	.155	4	0.05	0	0.00	6	54	0.63	5	4	23	27	0.31	9	0	186.5	2.17
2022-23	Nebr	72-26	168	2.33	75	490	.190	3	0.04	5	0.07	6	76	1.06	8	4	37	41	0.57	4	0	195.5	2.72
2023-24	Nebr	84-29	194	2.31	86	543	.199	5	0.06	0	0.00	2	53	0.63	12	4	47	51	0.61	4	0	221.5	2.64
TOTAL		242 - 83	533	2.20	248	1574	.181	12	0.05	5	0.02	14	183	0.76	25	12	107	119	0.49	17	0	603.5	2.49

2023 NEBRASKA VOLLEYBALL

#15 ANDI JACKSON

15 ANDI JACKSON

FRESHMAN • MIDDLE BLOCKER
6-3 • BRIGHTON, COLO.



CAREER HONORS & AWARDS

- AVCA All-Region Team (2023)
- All-Big Ten Second Team (2023)
- Big Ten All-Freshman Team (2023)
- Big Ten Freshman of the Week (Nov. 13, 2023)
- Tom Osborne Citizenship Team (2023)

PERSONAL

- Born June 15, 2005
- Parents are Dennis and Heidi
- Major is business administration

2023 MATCH-BY-MATCH

Date	Opponent	SP	Attack			Set		Serve			Recept		Blocking			Team									
			K	E	TA	PCT	A	TA	PCT	SA	SE	TA	PCT	RE	TA	PCT	DIG	BS	BA	BE	TOTAL	BHE	POINTS	HIT%	SCORE
08/26/2023	Lipscomb	*3	8	1	10	.700	0	1	.000	0	0	0	.000	0	0	.000	0	0	4	1	4.0	0	10.0	.366	3-0
08/27/2023	SMU	*3	5	2	9	.333	0	0	.000	0	0	0	.000	0	0	.000	0	0	7	0	7.0	0	8.5	.144	3-0
08/30/2023	Omaha	*3	8	2	12	.500	0	1	.000	0	0	0	.000	0	0	.000	0	0	2	0	2.0	1	9.0	.263	3-0
09/03/2023	at Kansas St.	*3	10	1	12	.750	0	0	.000	0	0	0	.000	0	0	.000	1	1	4	0	5.0	0	13.0	.277	3-0
09/06/2023	Creighton	*4	5	1	15	.267	0	2	.000	0	0	0	.000	0	1	1.000	0	0	6	1	6.0	0	8.0	.305	3-1
09/09/2023	Long Beach St.	*3	8	0	12	.667	0	0	.000	0	0	0	.000	1	1	.000	0	0	4	0	4.0	0	10.0	.393	3-0
09/12/2023	at Stanford	*4	8	2	13	.462	0	0	.000	0	0	0	.000	0	0	.000	0	0	3	1	3.0	0	9.5	.333	3-1
09/17/2023	Kentucky	*4	10	2	16	.500	0	2	.000	0	0	0	.000	0	0	.000	1	1	2	0	3.0	0	12.0	.338	3-1
09/22/2023	Ohio St.	*3	6	0	10	.600	0	0	.000	0	0	0	.000	0	0	.000	1	0	5	1	5.0	0	8.5	.333	3-0
09/24/2023	Minnesota	*3	7	2	14	.357	0	0	.000	0	0	0	.000	1	1	.000	1	0	1	0	1.0	0	7.5	.214	3-0
09/29/2023	at Purdue	*5	12	5	25	.280	1	2	.500	0	0	0	.000	0	1	1.000	0	0	7	0	7.0	0	15.5	.311	3-2
09/30/2023	at Indiana	*4	8	5	17	.176	0	1	.000	0	0	0	.000	0	0	.000	0	0	2	2	2.0	0	9.0	.338	3-1
10/06/2023	at Michigan St.	*4	7	5	12	.167	0	2	.000	0	0	0	.000	0	0	.000	1	0	2	0	2.0	0	8.0	.168	3-1
10/07/2023	at Michigan	*3	5	3	11	.182	1	2	.500	0	0	0	.000	0	0	.000	1	0	3	0	3.0	0	6.5	.343	3-0
10/13/2023	Michigan St.	*4	13	2	21	.524	0	1	.000	0	0	0	.000	0	0	.000	2	1	5	0	6.0	0	16.5	.302	3-1
10/14/2023	Penn St.	*3	2	2	6	.000	0	0	.000	0	0	0	.000	0	0	.000	0	0	5	0	5.0	0	4.5	.269	3-0
10/18/2023	at Northwestern	*3	7	1	9	.667	0	0	.000	0	0	0	.000	0	0	.000	0	1	2	0	3.0	0	9.0	.395	3-0
10/21/2023	Wisconsin	*5	8	4	23	.174	1	4	.250	0	0	0	.000	0	0	.000	1	0	4	0	4.0	0	10.0	.130	3-2
10/27/2023	Maryland	*3	8	1	11	.636	0	0	.000	0	0	0	.000	0	0	.000	0	0	4	0	4.0	0	10.0	.349	3-0
10/28/2023	Rutgers	*3	8	3	14	.357	0	0	.000	0	0	0	.000	0	0	.000	0	0	6	0	6.0	0	11.0	.384	3-0
11/03/2023	at Penn St.	*5	9	2	18	.389	0	1	.000	0	0	0	.000	0	0	.000	0	0	3	0	3.0	1	10.5	.288	3-2
11/05/2023	at Rutgers	*3	7	0	15	.467	1	1	1.000	0	0	0	.000	0	0	.000	0	0	1	0	1.0	0	7.5	.288	3-0
11/08/2023	Northwestern	*4	8	2	10	.600	0	2	.000	0	0	0	.000	0	1	1.000	1	0	6	2	6.0	0	11.0	.278	3-1
11/12/2023	Illinois	*4	9	0	11	.818	1	2	.500	0	0	0	.000	0	0	.000	1	0	3	0	3.0	0	10.5	.237	3-1
11/17/2023	Michigan	*3	9	1	11	.727	0	1	.000	0	0	0	.000	0	0	.000	1	0	3	0	3.0	0	10.5	.368	3-0
11/19/2023	at Iowa	*3	7	3	13	.308	0	0	.000	0	0	0	.000	0	0	.000	1	0	3	1	3.0	0	8.5	.233	3-0
11/24/2023	at Wisconsin	*3	3	2	8	.125	0	0	.000	0	0	0	.000	0	0	.000	0	1	0	0	1.0	0	4.0	.243	0-3
11/25/2023	at Minnesota	*4	3	3	12	.000	0	0	.000	0	0	0	.000	0	0	.000	0	0	3	0	3.0	0	4.5	.235	3-1
12/01/2023	LIU	*3	6	3	10	.300	0	0	.000	0	0	0	.000	1	0	2	0	2	0	2.0	0	7.0	.280	3-0	
12/02/2023	Missouri	*3	3	2	9	.111	0	1	.000	0	0	0	.000	0	0	.000	0	0	6	0	6.0	0	6.0	.264	3-0
12/07/2023	Georgia Tech	*3	4	0	6	.667	0	1	.000	0	0	0	.000	0	0	.000	0	0	5	0	5.0	0	6.5	.326	3-0
12/09/2023	Arkansas	*4	7	2	13	.385	0	1	.000	0	0	0	.000	2	0	4	0	4	0	4.0	0	9.0	.194	3-1	
12/14/2023	vs Pittsburgh	*3	5	0	9	.556	0	1	.000	0	0	0	.000	1	1	.000	1	1	3	0	4.0	0	7.5	.245	3-0
Totals			115	233	64	417	.405	5	29	.172	0	0	0	.000	2	5	.600	17	6	120	9	126.0	2	299.0	

Player Averages						
Sets Played	Kills per set	Assists per set	Service aces per set	Digs per set	Blocks per set	Points per set
115	2.03	0.04	0.00	0.15	1.10	2.60

2023 SEASON

- Named to the AVCA All-Region Team, All-Big Ten Second Team and Big Ten All-Freshman Team
- Named Big Ten Freshman of the Week on Nov. 13 after eight kills and six blocks on .600 hitting against Northwestern, and nine kills and three blocks on .818 hitting against Illinois
- Put down 13 kills and hit .524 with six blocks in a 3-1 win over Michigan State (Oct. 13)
- Tallied 12 kills and seven blocks in a 3-2 win at No. 17 Purdue (Sept. 29)
- Had 10 kills and five blocks and hit .750 in a sweep at Kansas State (Sept. 3)
- Recorded 10 kills and hit .500 with three blocks in a 3-1 win over No. 21 Kentucky (Sept. 17)
- Posted nine kills and three blocks while hitting .389 in a 3-2 reverse sweep at No. 16 Penn State (Nov. 3)
- Registered nine kills on .727 hitting with three blocks in a sweep of Michigan (Nov. 17)
- Tallied eight kills in matches against Lipscomb (Aug. 26), Omaha (Aug. 30), Long Beach State (Sept. 9) and No. 5 Stanford (Sept. 12)
- Recorded seven kills and hit .667 in a sweep at Northwestern (Oct. 18)
- Put down eight kills and four blocks in a 3-2 win over No. 1 Wisconsin (Oct. 21)
- Recorded eight kills on .636 hitting with four blocks in a sweep of Maryland (Oct. 27)
- Also had eight kills and hit .357 with six blocks in a sweep of Rutgers (Oct. 28)
- Had seven blocks in a sweep of SMU (Aug. 27) and six blocks in a 3-1 win against No. 16 Creighton (Sept. 6)
- Posted a .515 hitting percentage in non-conference play, the second-best mark in the nation

CAREER STATISTICS

SEASON	TEAM	SM-MP	K	K/S	E	TA	PCT	A	A/S	SA	SA/S	SE	DIG	D/S	RE	BS	BA	TB	B/S	BE	BHE	PTS	PTS/S
2023-24	Nebr	115-33	233	2.03	64	417	.405	5	0.04	0	0.00	0	17	0.15	2	6	120	126	1.10	9	2	299.0	2.60
TOTAL		115 - 33	233	2.03	64	417	.405	5	0.04	0	0.00	0	17	0.15	2	6	120	126	1.10	9	2	299.0	2.60

22 LINDSAY KRAUSE

JUNIOR • OUTSIDE HITTER
6-4 • PAPILLION, NEB.



CAREER HONORS & AWARDS

- Big Ten Player of the Week (Oct. 9, 2023)
- NCAA Austin Regional All-Tournament Team (2021)
- Big Ten All-Freshman Team (2021)
- Big Ten Freshman of the Week (Sept. 27, 2021)
- Academic All-District (2022)
- Academic All-Big Ten (2022, 2023; Beach-2023)
- Nebraska Scholar-Athlete Honor Roll (Fall 2021; Spring 2022)
- Tom Osborne Citizenship Team (2022, 2023)

PERSONAL

- Born on Dec. 11, 2002, in Omaha, Neb.
- Parents are Pat Krause and JoAnna Draper
- Major is English

2023 MATCH-BY-MATCH

Date	Opponent	SP	Attack			Set			Serve			Receipt			Blocking			Team							
			K	E	TA	PCT	A	TA	PCT	SA	SE	TA	PCT	RE	TA	PCT	DIG	BS	BA	BE	TOTAL	BHE	POINTS	HIT%	SCORE
08/25/2023	Utah St.	3	6	3	21	.143	0	1	.000	2	1	14	.929	0	0	.000	2	0	0	0	0	0	8.0	.286	3-0
08/26/2023	Lipscomb	1	2	0	2	1.000	0	0	.000	0	1	1	.000	0	0	.000	0	0	0	0	0	2.0	.366	3-0	
08/27/2023	SMU	3	3	4	21	-.048	0	0	.000	0	0	0	.000	0	2	1.000	3	0	5	0	5.0	5.5	.144	3-0	
08/30/2023	Omaha	2	5	2	13	.231	0	0	.000	0	0	0	.000	0	4	1.000	1	0	1	0	1.0	5.5	.263	3-0	
09/03/2023	at Kansas St.	3	9	3	21	.286	1	5	.200	0	0	3	1.000	0	2	1.000	5	0	4	0	4.0	11.0	.277	3-0	
09/06/2023	Creighton	4	12	1	23	.478	0	0	.000	0	0	0	.000	0	5	1.000	1	0	3	0	3.0	13.5	.305	3-1	
09/09/2023	Long Beach St.	2	4	3	10	.100	0	2	.000	0	0	0	.000	0	2	1.000	1	2	0	3.0	0	6.0	.393	3-0	
09/12/2023	at Stanford	4	7	5	22	.091	0	1	.000	0	0	0	.000	0	7	1.000	1	0	3	0	3.0	8.5	.333	3-1	
09/29/2023	at Purdue	5	8	1	17	.412	1	1	1.000	0	0	0	.000	0	4	1.000	1	0	3	0	3.0	9.5	.311	3-2	
09/30/2023	at Indiana	4	9	1	17	.471	0	1	.000	0	0	0	.000	0	5	1.000	2	0	1	0	1.0	9.5	.338	3-1	
10/06/2023	at Michigan St.	4	9	1	21	.381	1	3	.333	2	2	6	.667	0	3	1.000	4	0	0	0	0.0	11.0	.168	3-1	
10/07/2023	at Michigan	3	15	1	27	.519	0	0	.000	2	2	16	.875	1	5	.800	5	0	0	0	0.0	17.0	.343	3-0	
10/13/2023	Michigan St.	3	8	5	22	.136	0	0	.000	0	1	9	.889	1	4	.750	1	0	0	0	0.0	8.0	.302	3-1	
10/14/2023	Penn St.	3	13	4	30	.300	1	2	.500	2	1	9	.889	0	5	1.000	3	2	0	2.0	0	16.0	.269	3-0	
Totals		44	110	34	267	.285	4	16	.250	8	8	58	.862	2	48	.958	30	1	24	0	25.0	0	131.0		

Player Averages

Sets Played	Kills per set	Assists per set	Service aces per set	Digs per set	Blocks per set	Points per set
44	2.50	0.09	0.18	0.68	0.57	2.98

2023 SEASON

- Named Big Ten Player of the Week on Oct. 9 following her matches at Michigan State and Michigan in which she had 15 kills on .519 hitting at Michigan and nine kills on .381 hitting at Michigan State
- Recorded 13 kills with a .300 hitting percentage in a sweep of No. 13 Penn State (Oct. 14)
- Posted 12 kills with a .478 hitting percentage to go with three blocks in a 3-1 win over No. 16 Creighton (Sept. 6)
- Had nine kills and hit .471 in a 3-1 win at Indiana (Sept. 30)
- Put down nine kills with four blocks in a sweep at Kansas State (Sept. 3)
- Recorded eight kills and hit .412 with three blocks in a 3-2 win at No. 17 Purdue (Sept. 29)
- Had seven kills and three blocks in a 3-1 win at No. 5 Stanford (Sept. 12)
- Tallied five blocks in a sweep of SMU (Aug. 27)

CAREER STATISTICS

SEASON	TEAM	SM-MP	K	K/S	E	TA	PCT	A	A/S	SA	SA/S	SE	DIG	D/S	RE	BS	BA	TB	B/S	BE	BHE	PTS	PTS/S
2021-22	Nebr	112-33	267	2.38	104	725	.225	7	0.06	1	0.01	3	88	0.79	4	3	87	90	0.80	4	0	314.5	2.81
2022-23	Nebr	106-31	239	2.25	73	617	.269	9	0.08	0	0.00	2	45	0.42	4	2	42	44	0.42	5	0	262.0	2.47
2023-24	Nebr	44-14	110	2.50	34	267	.285	4	0.09	8	0.18	8	30	0.68	2	1	24	25	0.57	0	0	131.0	2.98
TOTAL		262 - 78	616	2.35	211	1609	.252	20	0.08	9	0.03	13	163	0.62	10	6	153	159	0.61	9	0	707.5	2.70

#27 HARPER MURRAY

27

HARPER MURRAY

FRESHMAN • OUTSIDE HITTER
6-2 • ANN ARBOR, MICH.



2023 MATCH-BY-MATCH

Table with columns: Date, Opponent, SP, K, E, TA, PCT, A, TA, PCT, SA, SE, TA, PCT, RE, TA, PCT, DIG, BS, BA, BE, TOTAL, BHE, POINTS, HIT%, SCORE. Includes rows for each match and a Totals row.

Player Averages table with columns: Sets Played, Kills per set, Assists per set, Service aces per set, Digs per set, Blocks per set, Points per set.

CAREER HONORS & AWARDS

- AVCA Region Freshman of the Year (2023)
• AVCA All-Region Team (2023)
• All-Big Ten First Team (2023)
• Big Ten Freshman of the Year (2023)
• Big Ten All-Freshman Team (2023)
• Big Ten Freshman of the Week (Aug. 28, 2023; Sept. 18, 2023)
• Ameritas Players Challenge MVP (Aug. 27, 2023)
• Tom Osborne Citizenship Team (2023)

PERSONAL

- Born Feb. 24, 2005
• Parents are Sarah and the late Vada Murray
• Major is business and law

2023 SEASON

- Named AVCA North Region Freshman of the Year and Big Ten Freshman of the Year
• Also chosen to the AVCA All-Region Team, All-Big Ten First Team and Big Ten All-Freshman Team
• Had a career-high 21 kills with 10 digs in a 3-2 win at No. 17 Purdue, the most kills by a Husker freshman since Madi Kubik had 22 in 2019.
• Recorded 17 kills on .368 hitting in a 3-1 win at Indiana (Sept. 30)
• Was named Big Ten Freshman of the Week on Oct. 3 after her performances at Purdue and Indiana
• Posted 17 kills on .308 hitting with 10 digs and three blocks in a 3-1 win over No. 21 Kentucky
• Totaled 16 kills and hit .433 in a sweep of Maryland (Oct. 27)
• Provided 15 kills and 12 digs in a regional final win over No. 9 Arkansas (Dec. 9)
• Recorded 15 kills and hit .379 with 14 digs in a 3-2 reverse sweep at No. 16 Penn State (Nov. 3)
• Had 15 kills and eight digs at No. 5 Wisconsin (Nov. 24)
• Put down 14 kills with 15 digs in a 3-2 win over No. 1 Wisconsin (Oct. 21)
• Notched 13 kills and 17 digs with three aces in a 3-1 win at Minnesota (Nov. 25)
• Had 12 kills on .417 hitting with six digs and four blocks in a 3-1 victory at No. 5 Stanford
• Was named Big Ten Freshman of the Week for a second time following her Kentucky and Stanford performances
• Tallied 14 kills with 10 digs and hit .310 against SMU (Aug. 27)
• Had 13 kills and eight digs in a sweep of No. 12 Minnesota (Sept. 24)
• Notched 13 kills on .423 hitting with 11 digs and two aces in a sweep at Michigan (Oct. 7)
• Posted 10 kills with a .412 hitting percentage and four service aces in a sweep at Northwestern (Oct. 18)
• Recorded 10 kills and seven digs with three aces and a .389 hitting percentage against Lipscomb (Aug. 26)
• Registered nine kills and nine digs with an ace in a sweep at Iowa (Nov. 19)
• Named Ameritas Players Challenge MVP and the Big Ten Freshman of the Week (Aug. 28)

CAREER STATISTICS

Summary table with columns: SEASON, TEAM, SM-MP, K, K/S, E, TA, PCT, A, A/S, SA, SA/S, SE, DIG, D/S, RE, BS, BA, TB, B/S, BE, BHE, PTS, PTS/S.

44 MAGGIE MENDELSON

SOPHOMORE • MIDDLE BLOCKER
6-5 • OGDEN, UTAH



CAREER HONORS & AWARDS

- Academic All-Big Ten (2023)
- Tom Osborne Citizenship Team (2023)

PERSONAL

- Born April 22, 2005
- Parents are Phil and Jenny, who both played college basketball at Weber State
- Major is environmental studies

2023 MATCH-BY-MATCH

Date	Opponent	SP	Attack			Set		Serve			Receipt		Blocking			Team									
			K	E	TA	PCT	A	TA	PCT	SA	SE	TA	PCT	RE	TA	PCT	DIG	BS	BA	BE	TOTAL	BHE	POINTS	HIT%	SCORE
08/25/2023	Utah St.	*3	3	1	9	.222	0	0	.000	0	0	.000	0	0	.000	3	0	3	1	3.0	0	4.5	.286	3-0	
08/26/2023	Lipscomb	*3	4	1	11	.273	0	0	.000	0	0	.000	0	1	1.000	0	0	2	0	2.0	0	5.0	.366	3-0	
08/30/2023	Omaha	1	2	0	3	.667	0	0	.000	0	0	.000	0	0	.000	0	0	2	0	2.0	0	3.0	.263	3-0	
09/06/2023	Creighton	1	0	0	0	.000	0	0	.000	0	0	.000	0	0	.000	0	0	0	1	0.0	0	0.0	.305	3-1	
09/09/2023	Long Beach St.	1	2	0	3	.667	0	0	.000	0	0	.000	0	0	.000	0	0	0	0	0.0	0	2.0	.393	3-0	
09/30/2023	at Indiana	4	4	1	13	.231	0	0	.000	0	0	.000	0	0	.000	1	0	0	0	0.0	0	4.0	.338	3-1	
10/06/2023	at Michigan St.	1	0	0	0	.000	0	0	.000	0	0	.000	0	0	.000	0	0	0	0	0.0	0	0.0	.168	3-1	
10/13/2023	Michigan St.	*2	1	1	6	.000	0	1	.000	0	0	.000	0	0	.000	0	0	1	0	1.0	0	1.5	.302	3-1	
10/21/2023	Wisconsin	1	0	0	0	.000	0	1	.000	0	0	.000	0	0	.000	0	0	0	0	0.0	0	0.0	.130	3-2	
10/28/2023	Rutgers	*3	4	1	5	.600	0	1	.000	0	0	.000	0	0	.000	0	0	3	0	3.0	0	5.5	.384	3-0	
11/24/2023	at Wisconsin	1	1	0	1	1.000	0	0	.000	0	0	.000	0	0	.000	0	0	0	0	0.0	0	1.0	.243	0-3	
11/25/2023	at Minnesota	2	0	0	0	.000	0	0	.000	0	0	.000	0	0	.000	0	0	0	0	0.0	0	0.0	.235	3-1	
12/01/2023	LIU	*3	6	2	12	.333	0	0	.000	0	0	.000	0	0	.000	0	0	4	0	4.0	0	8.0	.280	3-0	
Totals			26	27	7	63	.317	0	3	.000	0	0	0	0	1.000	0	1	1.000	4	0	15	2	15.0	0	34.5

Player Averages

Sets Played	Kills per set	Assists per set	Service aces per set	Digs per set	Blocks per set	Points per set
26	1.04	0.00	0.00	0.15	0.58	1.33

2023 SEASON

- Had a season-high six kills with four blocks and hit .333 in the NCAA Tournament first round against LIU (Dec. 1)
- Provided four kills on .600 hitting with three blocks in a sweep of Rutgers (Oct. 28)
- Recorded four kills in a 3-1 win at Indiana (Sept. 30)
- Had four kills and a pair of blocks in a sweep of Lipscomb (Aug. 26)
- Posted three kills, three blocks and three digs in a season-opening sweep of Utah State (Aug. 25)
- Notched two kills and two blocks against Omaha (Aug. 30)
- Recorded a kill at No. 5 Wisconsin (Nov. 24)

CAREER STATISTICS

SEASON	TEAM	SM-MP	K	K/S	E	TA	PCT	A	A/S	SA	SA/S	SE	DIG	D/S	RE	BS	BA	TB	B/S	BE	BHE	PTS	PTS/S
2022-23	Nebr	42-14	47	1.12	22	137	.182	2	0.05	2	0.05	3	14	0.33	0	2	31	33	0.79	4	0	66.5	1.58
2023-24	Nebr	26-13	27	1.04	7	63	.317	0	0.00	0	0.00	0	4	0.15	0	0	15	15	0.58	2	0	34.5	1.33
TOTAL		68 - 27	74	1.09	29	200	.225	2	0.03	2	0.03	3	18	0.26	0	2	46	48	0.71	6	0	101.0	1.49

CAREER HIGHS

#2 BERGEN REILLY

	Season	Career
Kills:	5 at Purdue (9/29)	same
Assists:	54 at Purdue (9/29)	same
Aces:	4 vs. Missouri (12/2)	same
Digs:	17 vs. Wisconsin (10/21)	same
Blocks:	4 three times	same

#5 BEKKA ALLICK

	Season	Career
Kills:	12 vs. Illinois (11/12)	13 at Wisconsin (10/26/22)
Hitting Pct:	.800 at Northwestern (10/18)	.647 at Wisconsin (10/26/22)
Aces:	1 vs. Utah State (8/25)	3 at Northwestern (11/6/22)
Blocks:	12 vs. Arkansas (12/9)	same

#6 LANEY CHOBOY

	Season	Career
Assists:	4 vs. Long Beach State (9/9)	same
Aces:	3 vs. Creighton (9/6)	same
Digs:	14 at Purdue (9/29)	same

#7 MAISIE BOESIGER

	Season	Career
Assists:		2 vs. Delaware State (12/1/22)
Aces:	1 three times	1 five times
Digs:	6 vs. Kentucky (9/17)	same

#8 LEXI RODRIGUEZ

	Season	Career
Assists:	11 at Penn State (11/3)	same
Aces:	3 vs. Omaha (8/30)	3 three times
Digs:	20 vs. Arkansas (12/9)	28 two times

#9 KENNEDI ORR

	Season	Career
Kills:	1 vs. Maryland (10/27)	2 vs. Pepperdine (8/27/22)
Assists:	1 at Northwestern (10/18)	34 vs. Kansas State (8/28/21)
Aces:	1 six times	3 at Rutgers (9/30/22)
Digs:	5 vs. Long Beach State (9/9)	10 three times
Blocks:		5 vs. Pepperdine (8/27/22)

#10 CAROLINE JUREVICIUS

	Season	Career
Kills:		
Assists:		
Aces:		
Digs:		
Blocks:		

#11 HAYDEN KUBIK

	Season	Career
Kills:	2 vs. Michigan State (10/13)	6 at Creighton (9/7/22)
Hitting Pct:		.250 at Creighton (9/7/22)
Aces:		0
Digs:	3 vs. Rutgers (10/28)	5 at Creighton (9/7/22)
Blocks:		1 at Creighton (9/7/22)

#13 MERRITT BEASON

	Season	Career
Kills:	27 at Penn State (11/3)	same
Hitting Pct:	.478 vs. LIU (12/1)	.692 vs. Ole Miss (10/2/21)
Aces:	4 vs. Pittsburgh (12/14)	4 four times
Digs:	12 at Indiana (9/30)	17 at Arkansas (11/13/21)
Blocks:	8 vs. Arkansas (12/9)	8 two times

#14 ALLY BATENHORST

	Season	Career
Kills:	13 three times	15 four times
Hitting Pct:	.545 vs. Rutgers (10/28)	.714 vs. Indiana (2021)
Aces:		2 two times
Digs:	7 at Rutgers (11/5)	12 vs. Oregon (12/8)
Blocks:	7 vs. Ohio State (9/22)	same

#15 ANDI JACKSON

	Season	Career
Kills:	13 vs. Michigan State (10/13)	same
Hitting Pct:	.818 vs. Illinois (11/12)	same
Blocks:	7 two times	same

#22 LINDSAY KRAUSE

	Season	Career
Kills:	15 at Michigan (10/7)	16 two times
Hitting Pct:	.519 at Michigan (10/7)	.667 vs. Purdue (11/20/22)
Aces:	2 four times	same
Digs:	5 two times	8 vs. Colgate (8/27/21)
Blocks:	5 vs. SMU (8/27)	10 vs. Omaha (9/3/21)

#27 HARPER MURRAY

	Season	Career
Kills:	21 at Purdue (9/29)	same
Hitting Pct:	.433 vs. Maryland (10/27)	same
Aces:	4 two times	same
Digs:	17 at Wisconsin (11/24)	same
Blocks:	5 vs. SMU (8/27)	same

#44 MAGGIE MENDELSON

	Season	Career
Kills:	6 vs. LIU (12/1)	6 three times
Hitting Pct:	.600 vs. Rutgers (10/28)	.800 at Michigan State (10/6/22)
Digs:	3 vs. Utah State (8/25)	3 four times
Blocks:	4 vs. LIU (12/1)	4 five times

2023 NEBRASKA VOLLEYBALL

2023 OVERALL STATS

2023 NEBRASKA OVERALL STATISTICS

Overall	Conference	Home	Away	Neutral
33 - 1	19 - 1	21 - 0	11 - 1	1 - 0

Team Box Score

##	Player	SP	Attack					Set		Serve			Dig			Blocking					PTS	
			K	K/S	E	TA	PCT	A	A/S	SA	SE	SA/S	RE	DIG	DIG/S	BS	BA	TOT/S	BLK/S	BE		BHE
2	Reilly, Bergen	118	69	0.58	18	183	.279	1255	10.64	26	55	0.22	0	313	2.65	4	58	62	0.53	4	12	128.0
5	Allick, Bekka	102	182	1.78	60	370	.330	7	0.07	1	2	0.01	2	30	0.29	11	143	154	1.51	12	0	265.5
6	Choboy, Laney	114	0	0.00	1	1	-1.000	37	0.32	14	34	0.12	11	208	1.82	0	0	0	0.00	0	0	14.0
7	Boesiger, Maisie	35	0	0.00	0	0	.000	0	0.00	3	4	0.09	0	18	0.51	0	0	0	0.00	0	0	3.0
8	Rodriguez, Lexi	118	1	0.01	0	5	.200	149	1.26	15	35	0.13	11	430	3.64	0	0	0	0.00	0	1	16.0
9	Orr, Kennedy	93	1	0.01	0	1	1.000	3	0.03	7	18	0.08	0	37	0.40	0	0	0	0.00	0	0	8.0
11	Kubik, Hayden	9	3	0.33	6	12	-.250	0	0.00	0	1	0.00	1	6	0.67	0	0	0	0.00	0	0	3.0
13	Beason, Merritt	118	452	3.83	149	1055	.287	25	0.21	33	56	0.28	9	244	2.07	6	98	104	0.88	5	0	540.0
14	Batenhorst, Ally	84	194	2.31	86	543	.199	5	0.06	0	2	0.00	12	53	0.63	4	47	51	0.61	4	0	221.5
15	Jackson, Andi	115	233	2.03	64	417	.405	5	0.04	0	0	0.00	2	17	0.15	6	120	126	1.10	9	2	299.0
22	Krause, Lindsay	44	110	2.50	34	267	.285	4	0.09	8	8	0.18	2	30	0.68	1	24	25	0.57	0	0	131.0
27	Murray, Harper	118	384	3.25	153	963	.240	45	0.38	34	88	0.29	38	246	2.08	6	56	62	0.53	7	0	452.0
44	Mendelson, Maggie	26	27	1.04	7	63	.317	0	0.00	0	0	0.00	0	4	0.15	0	15	15	0.58	2	0	34.5
NEBRASKA		118	1656	14.03	578	3880	.278	1535	13.01	141	303	1.19	92	1636	13.86	38	561	318.5	2.70	43	15	2,115.5
Opponents		118	1226	10.39	699	3918	.135	1154	9.78	92	317	0.78	141	1367	11.58	41	416	249	2.11	58	16	1,567.0

Team statistics

	NEBR	OPP
ATTACK		
Kills	1656	1226
Errors	578	699
Total Attacks	3880	3918
Attack Pct	.278	.135
Kills/Set	14.03	10.39
SET		
Assists	1535	1154
Attempts	3717	3875
Assist Pct	.413	.298
Assists/Set	13.01	9.78
SERVE		
Aces	141	92
Errors	303	317
Attempts	2813	2270
Serve Pct	.892	.860
Aces/Set	1.19	0.78
SERVE RECEPTIONS		
Errors	92	141
Errors/Set	0.78	1.19
Attempts	1953	2510
Reception Pct	.953	1.000
DEFENSE		
Digs	1636	1367
Digs/Set	13.86	11.58
BLOCKING		
Block solo	38	41
Block Assist	561	416
Total Blocks	318.5	249
Blocks/Set	2.70	2.11
Block Errors	43	58
Ball handling errors	15	16
ATTENDANCE		
Total	264665	61760
Dates/Avg Per Date	21/12603	12/5147
Neutral Site #/Avg	1/19598	-
Current win streak	0	-
Home win streak	0	-

Team Results

Date	Opponent	Score	Score-by-set	Att.
08/25/2023	Utah St.	W 3-0	25-20,25-17,25-17	8436
08/26/2023	Lipscomb	W 3-0	25-10,25-21,25-16	8583
08/27/2023	SMU	W 3-0	25-16,25-23,25-16	8311
08/30/2023	Omaha	W 3-0	25-14,25-14,25-13	92003
09/03/2023	at Kansas St.	W 3-0	25-21,25-15,25-19	3044
09/06/2023	Creighton	W 3-1	25-9,25-13,23-25,25-20	8656
09/09/2023	Long Beach St.	W 3-0	25-18,25-8,25-21	8589
09/12/2023	at Stanford	W 3-1	25-23,25-16,19-25,25-21	3363
09/17/2023	Kentucky	W 3-1	25-14,25-22,23-25,25-21	8531
* 09/22/2023	Ohio St.	W 3-0	25-14,25-16,25-21	8711
* 09/24/2023	Minnesota	W 3-0	25-23,25-20,25-22	8591
* 09/29/2023	at Purdue	W 3-2	23-25,25-22,25-18,19-25,15-12	2415
* 09/30/2023	at Indiana	W 3-1	23-25,25-23,25-15,25-19	2632
* 10/06/2023	at Michigan St.	W 3-1	25-23,16-25,25-15,25-11	8789
* 10/07/2023	at Michigan	W 3-0	29-27,25-17,25-14	7831
* 10/13/2023	Michigan St.	W 3-1	25-12,25-19,22-25,25-15	8539
* 10/14/2023	Penn St.	W 3-0	25-22,25-22,25-19	8590
* 10/18/2023	at Northwestern	W 3-0	25-15,25-16,25-21	3252
* 10/21/2023	Wisconsin	W 3-2	25-22,17-25,20-25,26-24,15-13	9198
* 10/27/2023	Maryland	W 3-0	25-19,25-17,25-8	8667
* 10/28/2023	Rutgers	W 3-0	25-22,25-15,25-12	8692
* 11/03/2023	at Penn St.	W 3-2	15-25,23-25,25-18,25-20,15-13	6645
* 11/05/2023	at Rutgers	W 3-0	25-15,25-20,25-18	6757
* 11/08/2023	Northwestern	W 3-1	28-26,24-26,25-11,25-20	8637
* 11/12/2023	Illinois	W 3-1	25-14,25-14,24-26,25-22	8584
* 11/17/2023	Michigan	W 3-0	25-15,25-12,25-20	8815
* 11/19/2023	at Iowa	W 3-0	25-21,25-21,25-15	4535
* 11/24/2023	at Wisconsin	L 0-3	22-25,26-28,16-25	7229
* 11/25/2023	at Minnesota	W 3-1	25-19,25-18,21-25,25-23	5268
12/01/2023	LIU	W 3-0	25-13,25-16,25-22	8599
12/02/2023	Missouri	W 3-0	25-14,25-19,25-21	8640
12/07/2023	Georgia Tech	W 3-0	25-11,25-16,25-21	8580
12/09/2023	Arkansas	W 3-1	26-24,25-14,21-25,25-23	8713
12/14/2023	vs Pittsburgh	W 3-0	25-20,25-23,25-17	19598

2023 NEBRASKA VOLLEYBALL

2023 BIG TEN STATS

2023 NEBRASKA BIG TEN STATISTICS

Overall	Conference	Home	Away	Neutral
19 - 1	19 - 1	10 - 0	9 - 1	0 - 0

Team Box Score

##	Player	SP	Attack					Set		Serve			Dig			Blocking					PTS	
			K	K/S	E	TA	PCT	A	A/S	SA	SE	SA/S	RE	DIG	DIG/S	BS	BA	TOT/S	BLK/S	BE		BHE
2	Reilly, Bergen	72	40	0.56	15	109	.229	806	11.19	13	34	0.18	0	183	2.54	4	32	36	0.50	3	9	73.0
5	Allick, Bekka	65	126	1.94	42	250	.336	3	0.05	0	1	0.00	0	24	0.37	7	72	79	1.22	7	0	169.0
6	Choboy, Laney	72	0	0.00	1	1	-1.000	18	0.25	9	21	0.13	6	132	1.83	0	0	0	0.00	0	0	9.0
7	Boesiger, Maisie	14	0	0.00	0	0	.000	0	0.00	1	2	0.07	0	4	0.29	0	0	0	0.00	0	0	1.0
8	Rodriguez, Lexi	72	1	0.01	0	2	.500	86	1.19	7	24	0.10	7	261	3.63	0	0	0	0.00	0	0	8.0
9	Orr, Kennedy	66	1	0.02	0	1	1.000	2	0.03	5	14	0.08	0	21	0.32	0	0	0	0.00	0	0	6.0
11	Kubik, Hayden	7	3	0.43	4	10	-.100	0	0.00	0	1	0.00	1	5	0.71	0	0	0	0.00	0	0	3.0
13	Beason, Merritt	72	290	4.03	90	675	.296	12	0.17	20	35	0.28	4	153	2.13	3	51	54	0.75	4	0	338.5
14	Batenhorst, Ally	56	127	2.27	58	355	.194	3	0.05	0	1	0.00	9	36	0.64	3	31	34	0.61	2	0	145.5
15	Jackson, Andi	72	146	2.03	46	271	.369	5	0.07	0	0	0.00	1	11	0.15	3	68	71	0.99	6	1	183.0
22	Krause, Lindsay	22	62	2.82	13	134	.366	3	0.14	6	6	0.27	2	16	0.73	0	6	6	0.27	0	0	71.0
27	Murray, Harper	72	239	3.32	101	609	.227	31	0.43	22	60	0.31	16	165	2.29	3	28	31	0.43	7	0	278.0
44	Mendelson, Maggie	14	10	0.71	3	25	.280	0	0.00	0	0	0.00	0	1	0.07	0	4	4	0.29	0	0	12.0
NEBRASKA		72	1045	14.51	373	2442	.275	969	13.46	83	199	1.15	49	1012	14.06	23	292	169	2.35	29	10	1,297.0
Opponents		72	755	10.49	384	2359	.157	705	9.79	49	177	0.68	83	846	11.75	31	261	161.5	2.24	35	10	965.5

Team statistics

	NEBR	OPP
ATTACK		
Kills	1045	755
Errors	373	384
Total Attacks	2442	2359
Attack Pct	.275	.157
Kills/Set	14.51	10.49
SET		
Assists	969	705
Attempts	2337	2316
Assist Pct	.415	.304
Assists/Set	13.46	9.79
SERVE		
Aces	83	49
Errors	199	177
Attempts	1693	1421
Serve Pct	.882	.875
Aces/Set	1.15	0.68
SERVE RECEPTIONS		
Errors	49	83
Errors/Set	0.68	1.15
Attempts	1244	1494
Reception Pct	.961	.999
DEFENSE		
Digs	1012	846
Digs/Set	14.06	11.75
BLOCKING		
Block solo	23	31
Block Assist	292	261
Total Blocks	169	161.5
Blocks/Set	2.35	2.24
Block Errors	29	35
Ball handling errors	10	10
ATTENDANCE		
Total	87024	55353
Dates/Avg Per Date	10/8702	10/5535
Neutral Site #/Avg	0/0	-
Current win streak	0	-
Home win streak	0	-

Team Results

Date	Opponent	Score	Score-by-set	Att.
* 09/22/2023	Ohio St.	W 3-0	25-14,25-16,25-21	8711
* 09/24/2023	Minnesota	W 3-0	25-23,25-20,25-22	8591
* 09/29/2023	at Purdue	W 3-2	23-25,25-22,25-18,19-25,15-12	2415
* 09/30/2023	at Indiana	W 3-1	23-25,25-23,25-15,25-19	2632
* 10/06/2023	at Michigan St.	W 3-1	25-23,16-25,25-15,25-11	8789
* 10/07/2023	at Michigan	W 3-0	29-27,25-17,25-14	7831
* 10/13/2023	Michigan St.	W 3-1	25-12,25-19,22-25,25-15	8539
* 10/14/2023	Penn St.	W 3-0	25-22,25-22,25-19	8590
* 10/18/2023	at Northwestern	W 3-0	25-15,25-16,25-21	3252
* 10/21/2023	Wisconsin	W 3-2	25-22,17-25,20-25,26-24,15-13	9198
* 10/27/2023	Maryland	W 3-0	25-19,25-17,25-8	8667
* 10/28/2023	Rutgers	W 3-0	25-22,25-15,25-12	8692
* 11/03/2023	at Penn St.	W 3-2	15-25,23-25,25-18,25-20,15-13	6645
* 11/05/2023	at Rutgers	W 3-0	25-15,25-20,25-18	6757
* 11/08/2023	Northwestern	W 3-1	28-26,24-26,25-11,25-20	8637
* 11/12/2023	Illinois	W 3-1	25-14,25-14,24-26,25-22	8584
* 11/17/2023	Michigan	W 3-0	25-15,25-12,25-20	8815
* 11/19/2023	at Iowa	W 3-0	25-21,25-21,25-15	4535
* 11/24/2023	at Wisconsin	L 0-3	22-25,26-28,16-25	7229
* 11/25/2023	at Minnesota	W 3-1	25-19,25-18,21-25,25-23	5268

2023 NEBRASKA VOLLEYBALL

2023 NCAA TOURNAMENT STATS

2023 NEBRASKA NCAA TOURNAMENT STATISTICS

Overall	Conference	Home	Away	Neutral
5 - 0	0 - 0	4 - 0	0 - 0	1 - 0

Team Box Score

##	Player	SP	Attack					Set		Serve			Dig			Blocking					PTS	
			K	K/S	E	TA	PCT	A	A/S	SA	SE	SA/S	RE	DIG	DIG/S	BS	BA	TOT/S	BLK/S	BE		BHE
2	Reilly, Bergen	16	9	0.56	0	23	.391	160	10.00	8	4	0.50	0	48	3.00	0	10	10	0.63	0	2	22.0
5	Alllick, Bekka	13	20	1.54	5	40	.375	2	0.15	0	0	0.00	1	2	0.15	3	31	34	2.62	2	0	38.5
6	Choboy, Laney	16	0	0.00	0	0	.000	7	0.44	0	5	0.00	3	37	2.31	0	0	0	0.00	0	0	0.0
7	Boesiger, Maisie	1	0	0.00	0	0	.000	0	0.00	0	0	0.00	0	0	0.00	0	0	0	0.00	0	0	0.0
8	Rodriguez, Lexi	16	0	0.00	0	1	.000	23	1.44	2	3	0.13	2	63	3.94	0	0	0	0.00	0	0	2.0
9	Orr, Kennedy	16	0	0.00	0	0	.000	0	0.00	1	0	0.06	0	8	0.50	0	0	0	0.00	0	0	1.0
13	Beason, Merritt	16	63	3.94	20	141	.305	3	0.19	6	6	0.38	2	32	2.00	2	22	24	1.50	0	0	82.0
14	Batenhorst, Ally	16	41	2.56	22	122	.156	1	0.06	0	0	0.00	2	11	0.69	1	11	12	0.75	2	0	47.5
15	Jackson, Andi	16	25	1.56	7	47	.383	0	0.00	0	0	0.00	0	4	0.25	1	20	21	1.31	0	0	36.0
27	Murray, Harper	16	48	3.00	23	140	.179	3	0.19	3	6	0.19	7	32	2.00	1	12	13	0.81	0	0	58.0
44	Mendelson, Maggie	3	6	2.00	2	12	.333	0	0.00	0	0	0.00	0	0	0.00	0	4	4	1.33	0	0	8.0
NEBRASKA		16	212	13.25	79	526	.253	199	12.44	20	24	1.25	17	237	14.81	8	110	63	3.94	4	2	295.0
Opponents		16	177	11.06	120	580	.098	171	10.69	17	40	1.06	20	208	13.00	2	60	32	2.00	2	3	226.0

Team statistics

	NEBR	OPP
ATTACK		
Kills	212	177
Errors	79	120
Total Attacks	526	580
Attack Pct	.253	.098
Kills/Set	13.25	11.06
SET		
Assists	199	171
Attempts	508	583
Assist Pct	.392	.293
Assists/Set	12.44	10.69
SERVE		
Aces	20	17
Errors	24	40
Attempts	391	305
Serve Pct	.939	.869
Aces/Set	1.25	1.06
SERVE RECEPTIONS		
Errors	17	20
Errors/Set	1.06	1.25
Attempts	265	367
Reception Pct	.936	.997
DEFENSE		
Digs	237	208
Digs/Set	14.81	13.00
BLOCKING		
Block solo	8	2
Block Assist	110	60
Total Blocks	63	32
Blocks/Set	3.94	2.00
Block Errors	4	2
Ball handling errors	2	3
ATTENDANCE		
Total	34532	0
Dates/Avg Per Date	4/8633	0/0
Neutral Site #/Avg	1/19598	-
Current win streak	0	-
Home win streak	0	-

Team Results

Date	Opponent	Score	Score-by-set	Att.
12/01/2023	LIU	W 3-0	25-13,25-16,25-22	8599
12/02/2023	Missouri	W 3-0	25-14,25-19,25-21	8640
12/07/2023	Georgia Tech	W 3-0	25-11,25-16,25-21	8580
12/09/2023	Arkansas	W 3-1	26-24,25-14,21-25,25-23	8713
12/14/2023	vs Pittsburgh	W 3-0	25-20,25-23,25-17	19598

2023 NEBRASKA VOLLEYBALL

2023 MATCH-BY-MATCH

2023 NEBRASKA MATCH-BY-MATCH

Table with columns: Date, Opponent, SP, Attack (K, E, TA, PCT), Set (A, TA, PCT), Serve (SA, SE, TA, PCT), Receipt (RE, TA, PCT), Dig, Blocking (BS, BA, BE, TOTAL), BHE, POINTS, SCORE. Includes a Totals and Opponents summary row at the bottom.

2023 OPPONENT MATCH-BY-MATCH

Table with columns: Date, Opponent, SP, Attack (K, E, TA, PCT), Set (A, TA, PCT), Serve (SA, SE, TA, PCT), Receipt (RE, TA, PCT), Dig, Blocking (BS, BA, BE, TOTAL), BHE, POINTS, SCORE. Includes Opponent totals and Nebraska totals summary rows at the bottom.

2023 NEBRASKA VOLLEYBALL

2023 BOX SCORES

MATCH 5: #4 NEBRASKA 3, KANSAS STATE

SEPT. 3, 2023

Box score table for Match 5 showing player stats for Nebraska and Kansas State, including sets, attacks, serves, and blocks.

Attack by Set and Total Team Blocks (12.0) for Match 5.

Box score table for Match 5 showing player stats for Kansas State.

Attack by Set and Total Team Blocks (7.0) for Match 5.

Site: Manhattan (Bramlage Coliseum) Date: 09/03/2023 Attend: 3044 Time: 1:34 Referees: Craig Wiedel, Daryl Korinek

Tie Scores and Lead changes for Match 5.

MATCH 6: #4 NEBRASKA 3, #16 CREIGHTON 1

SEPT. 6, 2023

Box score table for Match 6 showing player stats for Creighton and Nebraska.

Attack by Set and Total Team Blocks (3.0) for Match 6.

Box score table for Match 6 showing player stats for Nebraska.

Attack by Set and Total Team Blocks (10.0) for Match 6.

Site: Lincoln (Bob Devaney Sports Center) Date: 09/06/2023 Attend: 8656 Time: 1:58 Referees: Robyn Courchane, Christina Fiebel, Ken Corum, Amber Nicholson

Tie Scores and Lead changes for Match 6.

MATCH 7: #4 NEBRASKA 3, LONG BEACH STATE 0

SEPT. 9, 2023

Box score table for Match 7 showing player stats for Long Beach State and Nebraska.

Attack by Set and Total Team Blocks (6.5) for Match 7.

Site: Lincoln, Nebraska (Bob Devaney Sports Center) Date: 09/09/2023 Attend: 8589 Time: 1:31 Referees: Jim Kuziela, Tim Harlow, Jodie Wielenga, Amber Nicholson

Tie Scores and Lead changes for Match 7.

MATCH 8: #4 NEBRASKA 3, #5 STANFORD 1

SEPT. 12, 2023

Box score table for Match 8 showing player stats for Stanford and Nebraska.

Attack by Set and Total Team Blocks (11.5) for Match 8.

Site: Stanford, CA (Maples Pavilion) Date: 09/12/2023 Attend: 3363 Time: 2:14 Referees: Sergio Gonzalez, Ryan MacDowall, Donald Tran, Neal Meredith

Tie Scores and Lead changes for Match 8.

2023 NEBRASKA VOLLEYBALL

2023 BOX SCORES

MATCH 13: #2 NEBRASKA 3, INDIANA 1

SEPT. 30, 2023

Box score for Match 13. Columns include #, Name, S, K, E, TA, Pct, Ast, Err, TA, Pct, SA, SE, TA, Pct, 0 RE, Pct, Dig, BS, BA, BE, BHE, Pts. Includes player stats for Reilly, Bergen, Allick, Bekka, Choboy, Laney, etc.

Attack By Set

Attack By Set table with columns: Set, K, E, TA, Pct, Sideout, Pct. Rows for sets 1, 2, 3, 4.

SET SCORES

Set scores for Nebraska (3) vs Indiana (1) across sets 1, 2, 3, 4.

TOTAL TEAM BLOCKS 2.0

Team records for Nebraska (13-0, 4-0) and Indiana (12-5, 2-2).

Detailed box score for Match 13 including player names like Alonso-Corcelles, Candela, Saris, Madly, Daffinee, Kenzie, etc.

Attack By Set

Attack By Set table for Match 13.

TOTAL TEAM BLOCKS 11.0

Site: Bloomington (Wilkinson Hall)
Date: 09/30/2023 Attend: 2632 Time: 2:24
Referees: Jung Park, Mary Faragher, Shane White, Natalia Bolton
Tie Scores: 1 2 3 4 Total
Lead changes: 0 4 0 2 6

MATCH 14: #2 NEBRASKA 3, MICHIGAN STATE 1

OCT. 6, 2023

Box score for Match 14. Columns include #, Name, S, K, E, TA, Pct, Ast, Err, TA, Pct, SA, SE, TA, Pct, 0 RE, Pct, Dig, BS, BA, BE, BHE, Pts. Includes player stats for Reilly, Bergen, Allick, Bekka, etc.

Attack By Set

Attack By Set table for Match 14.

SET SCORES

Set scores for Nebraska (3) vs Michigan St. (1) across sets 1, 2, 3, 4.

TOTAL TEAM BLOCKS 7.0

Team records for Nebraska (14-0, 5-0) and Michigan St. (11-5, 3-2).

Detailed box score for Match 14 including player names like Iosia, Nalani, Clayton, McKay, O'Gorman, Maradith, etc.

Attack By Set

Attack By Set table for Match 14.

TOTAL TEAM BLOCKS 6.0

Site: East Lansing, Mich. (Breslin Events Center)
Date: 10/06/2023 Attend: 8789 Time: 1:56
Referees: Brian Hemelgarn, Barbara Zivonek, Jennifer Imanuel, Brian Smith
Tie Scores: 8 1 0 0 9
Lead changes: 5 0 0 0 5

MATCH 15: #2 NEBRASKA 3, MICHIGAN 0

OCT. 7, 2023

Box score for Match 15. Columns include #, Name, S, K, E, TA, Pct, Ast, Err, TA, Pct, SA, SE, TA, Pct, 0 RE, Pct, Dig, BS, BA, BE, BHE, Pts. Includes player stats for Reilly, Bergen, Allick, Bekka, etc.

Attack By Set

Attack By Set table for Match 15.

SET SCORES

Set scores for Nebraska (3) vs Michigan (0) across sets 1, 2, 3.

TOTAL TEAM BLOCKS 6.0

Team records for Nebraska (15-0, 6-0) and Michigan (3-12, 1-5).

Detailed box score for Match 15 including player names like Nyambio, Serena, Humphrey, Brooke, etc.

Attack By Set

Attack By Set table for Match 15.

TOTAL TEAM BLOCKS 5.0

Site: Ann Arbor (Crisler Center)
Date: 10/07/2023 Attend: 7831 Time: 1:38
Referees: Dean Hoskin, Craig Wiedel, Henry Yun Ping Chen, Lawrence Walden
Tie Scores: 1 2 3 4 Total
Lead changes: 1 0 1 0 2

MATCH 16: #2 NEBRASKA 3, MICHIGAN STATE 1

OCT. 13, 2023

Box score for Match 16. Columns include #, Name, S, K, E, TA, Pct, Ast, Err, TA, Pct, SA, SE, TA, Pct, 0 RE, Pct, Dig, BS, BA, BE, BHE, Pts. Includes player stats for Iosia, Nalani, Staniszevska, etc.

Attack By Set

Attack By Set table for Match 16.

SET SCORES

Set scores for Nebraska (3) vs Michigan St. (1) across sets 1, 2, 3, 4.

TOTAL TEAM BLOCKS 6.0

Team records for Nebraska (17-3, 4-0) and Michigan St. (16-0, 7-0).

Detailed box score for Match 16 including player names like Reilly, Bergen, Allick, Bekka, Choboy, Laney, etc.

Attack By Set

Attack By Set table for Match 16.

TOTAL TEAM BLOCKS 11.0

Site: Lincoln, Nebraska (Bob Devaney Sports Center)
Date: 10/13/2023 Attend: 8539 Time: 2:08
Referees: Robyn Courchane, Pati Rolf, Sarah Myres, Ken Corum
Tie Scores: 1 2 3 4 Total
Lead changes: 0 6 1 5 2

2023 NEBRASKA VOLLEYBALL

2023 BOX SCORES

MATCH 25: #1 NEBRASKA 3, ILLINOIS 1

NOV. 12, 2023

Box score table for Match 25, #1 Nebraska 3, Illinois 1. Includes player names, stats, and totals.

Attack By Set and SET SCORES for Match 25. Includes team records and tie scores.

Box score table for Match 25, #1 Nebraska 3, Illinois 1. Includes player names, stats, and totals.

Attack By Set and SET SCORES for Match 25. Includes team records and tie scores.

Attack By Set and SET SCORES for Match 25. Includes team records and tie scores.

MATCH 27: #1 NEBRASKA 3, IOWA 0

NOV. 19, 2023

Box score table for Match 27, #1 Nebraska 3, Iowa 0. Includes player names, stats, and totals.

Attack By Set and SET SCORES for Match 27. Includes team records and tie scores.

Box score table for Match 27, #1 Nebraska 3, Iowa 0. Includes player names, stats, and totals.

Attack By Set and SET SCORES for Match 27. Includes team records and tie scores.

Attack By Set and SET SCORES for Match 27. Includes team records and tie scores.

MATCH 26: #1 NEBRASKA 3, MICHIGAN 0

NOV. 17, 2023

Box score table for Match 26, #1 Nebraska 3, Michigan 0. Includes player names, stats, and totals.

Attack By Set and SET SCORES for Match 26. Includes team records and tie scores.

Box score table for Match 26, #1 Nebraska 3, Michigan 0. Includes player names, stats, and totals.

Attack By Set and SET SCORES for Match 26. Includes team records and tie scores.

Attack By Set and SET SCORES for Match 26. Includes team records and tie scores.

MATCH 28: #5 WISCONSIN 3, #1 NEBRASKA 0

NOV. 24, 2023

Box score table for Match 28, #5 Wisconsin 3, #1 Nebraska 0. Includes player names, stats, and totals.

Attack By Set and SET SCORES for Match 28. Includes team records and tie scores.

Box score table for Match 28, #5 Wisconsin 3, #1 Nebraska 0. Includes player names, stats, and totals.

Attack By Set and SET SCORES for Match 28. Includes team records and tie scores.

Attack By Set and SET SCORES for Match 28. Includes team records and tie scores.

2023 NEBRASKA VOLLEYBALL

2023 BOX SCORES

MATCH 29: #1 NEBRASKA 3, MINNESOTA 1

NOV. 25, 2023

#	Nebraska		1	2	3	4	5	Attack		Set		Serve		Reception		Block		BHE	Pts																				
								K	E	TA	Pct	Ast	Err	TA	Pct	SA	SE			TA	Pct	0	RE	Pct	Dig	BS	BA	BE											
2	Reilly, Bergen	■	■	■	■	■	■	4	3	10	300	.45	117	385	2	20	900	.000	14	1	3	1	1	5.5															
5	Allick, Bekka	■	■	■	■	■	■	4	8	4	21	190	.20	2	0	000	.000	5	10	1			13.0																
6	Choboy, Laney	■	■	■	■	■	■	4	1	1	000	.000	2	3	667	2	10	1,000	.18	1	0	000	13	2	20.0														
8	Rodriguez, Lexi	■	■	■	■	■	■	4	1	1	000	.000	7	20	350	3	19	842	19	1	0	000	10	0.0															
9	Orr, Kennedi	■	■	■	■	■	■	4	1	1	000	.000	2	0	000	2	14	1,000	.00	3			0.0																
13	Beason, Merritt	■	■	■	■	■	■	4	21	5	53	302	.40	4	000	1	2	11	818	1	1	900	9	5	24.5														
14	Batenhorst, Ally	■	■	■	■	■	■	4	13	5	34	235	.23	2	000	14	10	000	.00	3	2	1	1	1	14.0														
15	Jackson, Andi	■	■	■	■	■	■	4	3	3	12	900	.000	0	000	0	000	.00	0	0	000	3	3	4.5															
27	Murray, Harper	■	■	■	■	■	■	4	13	5	36	222	.24	4	7	571	3	2	21	905	26	2	929	17	1	18.5													
44	Mendelson, Maggie	■	■	■	■	■	■	2	1	1	000	.000	0	000	0	000	.00	0	0	000	0	0	000	1	1	2.0													
TEAM																			4	61	22	166	235	58	.157	369	6	9	95	.905	76	3	.962	71	2	26	3	1	82.0

Set	K	E	TA	Pct	Sideout	Pct
1	19	5	47	.298	14-19	73%
2	16	3	32	.406	14-19	73%
3	13	7	36	.167	14-24	58%
4	13	7	51	.118	17-24	70%

#	Minnesota		1	2	3	4	5	Attack		Set		Serve		Reception		Block		BHE	Pts																							
Set								K	E	TA	Pct	Ast	Err	TA	Pct	SA	SE			TA	Pct	0	RE	Pct	Dig	BS	BA	BE														
3	Wucherer, McKenna	■	■	■	■	■	■	4	16	10	48	.125	1	5	200	0	000	3	1	000	8	1	1	1	1	17.5																
5	Shaffmaster, Melani	■	■	■	■	■	■	4	3	6	500	.37	107	346	2	2	14	857	.000	17	4	1	4			7.0																
6	Murr, Kylie	■	■	■	■	■	■	4	1	1	000	.000	4	26	154	13	1000	21	1	000	21			3		0.0																
9	Grote, Lydia	■	■	■	■	■	■	4	9	5	32	125	1	3	333	2	17	852	4	1	000	2	3			11.5																
10	McGhie, Elise	■	■	■	■	■	■	4	1	1	000	.000	0	000	0	000	.00	0	000	.00	2					0.0																
12	Landfair, Taylor	■	■	■	■	■	■	4	14	5	48	188	.38	5	000	2	13	846	28	2	933	10	1			14.5																
14	Palabiyik, Zeynep	■	■	■	■	■	■	4	1	1	1	000	.3	4	750	1	000	23	3	885	6	1	1	1	1	10.0																
17	Awoleye, Phoebe	■	■	■	■	■	■	4	3	1	8	250	.000	0	000	1	1	000	5	5						5.5																
20	Davis, Arica	■	■	■	■	■	■	4	4	1	9	333	.000	0	000	0	000	1	1	000	4	4	1	1	1	5.0																
22	Hanson, Julia	■	■	■	■	■	■	4	1	1	000	.000	1	10	900	1	1	000	3	3						0.0																
TEAM																			4	50	22	152	184	46	.150	307	3	7	86	.919	80	6	.930	69	1	18	1	1	18	1	1	63.0

Attack By Set

Set	K	E	TA	Pct	Sideout	Pct
1	9	4	39	.128	14-25	56%
2	14	4	36	.278	13-24	54%
3	13	4	31	.323	15-22	68%
4	13	10	46	.085	16-24	66%

Site: Minneapolis (Maturi Pavilion)
Date: 11/25/2023 Attend: 5268 Time: 2:17
Referees: Devonie McLarty, Carla Bunner, Sarah Myres, Kendrick Paulson

SET SCORES	1	2	3	4	Total	
Nebraska	(3)	25	25	21	25	28-1, 19-1
Minnesota	(1)	19	18	25	23	16-12, 12-8

Tie Scores 4 1 12 7 24
Lead changes 1 0 4 2 7

MATCH 31: #1 NEBRASKA 3, MISSOURI 0 **DEC. 2, 2023**

#	Missouri		1	2	3	4	5	Attack		Set		Serve		Reception		Block		BHE	Pts															
Set								K	E	TA	Pct	Ast	Err	TA	Pct	SA	SE			TA	Pct	0	RE	Pct	Dig	BS	BA	BE						
1	Finney, Colleen	■	■	■	■	■	■	3	3	1	6	333	.000	0	000	0	000	0	1	2	2			4.0										
3	Sands, Maya	■	■	■	■	■	■	3	1	1	2	500	.000	3	11	273	3	9	667	53	4	930	9		0.0									
4	liff, Jordan	■	■	■	■	■	■	3	6	7	18	056	.000	0	2	8	750	0	000	2	5	2	2	2	7.0									
5	Forbes, Lauren	■	■	■	■	■	■	3	1	1	000	.000	1	11	1,000	1	000	0	000	2					10.0									
8	Gedikoglu, Dilara	■	■	■	■	■	■	3	12	6	30	200	.000	1	000	7	1,000	2	1	667	6	1	1	1	1	12.5								
9	Iseberg, Morgan	■	■	■	■	■	■	3	1	2	500	.000	0	000	0	000	0	000	0	000	3	3			1.5									
12	deMarrals, Janet	■	■	■	■	■	■	3	13	12	38	026	.000	1	000	2	8	750	10	1,000	4	1			13.5									
13	White, Sarah	■	■	■	■	■	■	3	1	1	000	.000	3	8	375	0	000	0	000	0	000	0			0.0									
17	Franco, Naomi	■	■	■	■	■	■	2	1	1	4	250	.000	0	000	0	000	0	000	1					1.0									
27	Dudley, Sierra	■	■	■	■	■	■	3	1	1	3	333	.29	82	354	1	12	1,000	0	000	8	1	1	1	1	2.5								
TEAM																			3	1	3	333	29	82	354	1	12	1,000	0	000	8	1	1	2.5
TEAM																			3	1	3	333	29	82	354	1	12	1,000	0	000	8	1	1	2.5

Attack By Set

Set	K	E	TA	Pct	Sideout	Pct
1	5	11	25	.240	10-25	40%
2	13	5	37	.216	11-24	45%
3	18	11	39	.179	13-25	52%

Site: Lincoln, Nebraska (Bob Devaney Sports Center)
Date: 12/02/2023 Attend: 8640 Time: 1:29
Referees: Pati Rolf, Bill Stanley, Sarah Myres, Nathan Wagner

SET SCORES	1	2	3	Total	
Missouri	(0)	14	19	21	18-13, 9-9
Nebraska	(3)	25	25	25	30-1, 19-1

Tie Scores 0 2 14 16
Lead changes 0 0 7 7

MATCH 32: #1 NEBRASKA 3, #12 GEORGIA TECH 0 **DEC. 7, 2023**

#	Georgia Tech		1	2	3	4	5	Attack		Set		Serve		Reception		Block		BHE	Pts																			
Set								K	E	TA	Pct	Ast	Err	TA	Pct	SA	SE			TA	Pct	0	RE	Pct	Dig	BS	BA	BE										
0	Mogridge, Liv	■	■	■	■	■	■	2	3	6	500	.000	1	000	4	1,000	0	000	1	2	2			3.0														
1	Pierce, DeAndrea	■	■	■	■	■	■	3	2	1	6	167	.000	0	000	0	000	0	000	0	1	1	1	1	2.5													
3	Boezi, Anna	■	■	■	■	■	■	1	3	6	500	.000	0	000	0	000	0	000	0	1	1	1	1	1	3.5													
5	Bertolino, Bianca	■	■	■	■	■	■	3	8	5	25	120	.30	3	000	6	1,000	29	1,000	10					8.0													
7	Patterson, Elizabeth	■	■	■	■	■	■	4	1	1	000	.000	1	000	2	3	333	0	000	0	000	0			0.0													
8	Pimentel, Paola	■	■	■	■	■	■	3	0	0	000	.000	1	9	111	1	2	10	800	14	1,000	11			9.0													
9	Orene, Tamara	■	■	■	■	■	■	3	9	14	36	193	.2	000	1	9	889	22	2	917	5	1	1	1	1	1.5												
10	D'Amico, Isabella	■	■	■	■	■	■	2	1	1	000	.000	9	29	310	4	1,000	0	000	4					1.0													
11	Mendes, Larissa	■	■	■	■	■	■	3	2	2	12	000	.2	000	2	1,000	1	1,000	1	1	1	1	1	1	2.0													
12	Harper, Leia	■	■	■	■	■	■	1	2	2	1,000	.000	0	000	0	000	0	000	0	000	0				0.0													
13	Soares, Heloise	■	■	■	■	■	■	3	1	1	000	.000	19	59	322	2	2	12	833	0	000	2			2.0													
23	Manyang, Afedo	■	■	■	■	■	■	2	3	4	10	1,000	.000	0	000	0	000	0	000	2	1	1	1	1	3.5													
TEAM																			3	30	28	104	019	29	106	274	3	7	50	860	66	2	971	36	4	1	1	35.0

Attack By Set

Set	K	E	TA	Pct	Sideout	Pct
1	7	11	36	.111	9-24	37%
2	11	10	34	.029	12-25	48%
3	12	7	34	.147	14-24	58%

Site: Lincoln, Nebraska (Bob Devaney Sports Center)
Date: 12/07/2023 Attend: 8580 Time: 1:31
Referees: Michelle Prater, Joseph Gustafson, Talita Benevides, Dan Swensen

SET SCORES	1	2	3	Total	
Georgia Tech	(0)	11	16	21	24-7, 13-5
Nebraska	(3)	25	25	25	31-1, 19-1

Tie Scores 0 1 3 6
Lead changes 0 0 1 1

MATCH 29: #1 NEBRASKA 3, MINNESOTA 1 **NOV. 25, 2023**

#	Nebraska		1	2	3	4	5	Attack		Set		Serve		Reception		Block		BHE	Pts
Set								K	E	TA	Pct	Ast	Err	TA	Pct	SA	SE		
2	Reilly, Bergen	■	■	■</															

2023 NEBRASKA VOLLEYBALL

2023 BOX SCORES

MATCH 33: #1 NEBRASKA 3, #9 ARKANSAS 1

DEC. 9, 2023

Box score for Match 33, Nebraska vs Arkansas. Includes player statistics for attack, set, serve, reception, dig, block, and BHE. Team totals: 4-17 29 180 100 46 - 176 261 8 10 87 885 92 1 989 62 - 18 - 64.0.

Attack By Set

Attack by set table for Match 33. Columns: Set, K, E, TA, Pct, Sideout, Pct. Rows for sets 1, 2, 3, and 4.

TOTAL TEAM BLOCKS

Total team blocks for Match 33: 9.0. Includes set scores for Arkansas (1) and Nebraska (3).

Box score for Match 33, Nebraska vs Arkansas. Includes player statistics for attack, set, serve, reception, dig, block, and BHE. Team totals: 4-17 27 155 194 54 - 149 362 1 3 96 969 69 8 896 78 1 32 2 1 75.0.

Attack By Set

Attack by set table for Match 33. Columns: Set, K, E, TA, Pct, Sideout, Pct. Rows for sets 1, 2, 3, and 4.

TOTAL TEAM BLOCKS

Total team blocks for Match 33: 17.0. Includes site, date, attend, time, referees, and tie scores.

Site: Lincoln, Nebraska (Bob Devaney Sports Center)
Date: 12/09/2023 Attend: 8713 Time: 2:23
Referrees: Michelle Prater, Joseph Gustfson, Dan Swensen, Talita Benevides
Tie Scores 1 2 3 4 Total
Lead changes 2 0 5 4 11

MATCH 34: #1 NEBRASKA 3, #4 PITTSBURGH 0

DEC. 14, 2023

Box score for Match 34, Nebraska vs Pittsburgh. Includes player statistics for attack, set, serve, reception, dig, block, and BHE. Team totals: 3-16 22 102 137 35 1 104 337 3 8 61 869 63 5 926 41 - 16 2 - 47.0.

Attack By Set

Attack by set table for Match 34. Columns: Set, K, E, TA, Pct, Sideout, Pct. Rows for sets 1, 2, and 3.

TOTAL TEAM BLOCKS

Total team blocks for Match 34: 8.0. Includes set scores for Pittsburgh (0) and Nebraska (3).

Box score for Match 34, Nebraska vs Pittsburgh. Includes player statistics for attack, set, serve, reception, dig, block, and BHE. Team totals: 3-19 15 98 245 38 1 98 388 5 6 74 919 50 3 943 39 5 20 - 59.0.

Attack By Set

Attack by set table for Match 34. Columns: Set, K, E, TA, Pct, Sideout, Pct. Rows for sets 1, 2, and 3.

TOTAL TEAM BLOCKS

Total team blocks for Match 34: 15.0. Includes site, date, attend, time, referees, and tie scores.

Site: Tampa (Amalie Arena)
Date: 12/14/2023 Attend: 19598 Time: 1:55
Referrees: Devonie McLarty, Daphne Nelson, Sarah Myres, Neal Meredith
Tie Scores 1 2 3 Total
Lead changes 3 0 0 3

2023 NEBRASKA VOLLEYBALL

TV/PHOTO ROSTER




#2 BERGEN REILLY
Fr. • S • Sioux Falls, S.D.



#5 BEKKA ALLICK
So. • MB • Lincoln, Neb.



#6 LANEY CHOBOY
Fr. • DS/L • Raleigh, N.C.



#7 MAISIE BOESIGER
So. • DS/L • Firth, Neb.



#8 LEXI RODRIGUEZ
Jr. • DS/L • Sterling, Ill.



#9 KENNEDI ORR
Jr. • S • Eagan, Minn.



#10 CAROLINE JUREVICIUS
Fr. • OH • Cleveland, Ohio



#11 HAYDEN KUBIK
So. • OH • West Des Moines, Iowa



#13 MERRITT BEASON
Jr. • OH • Gardendale, Ala.



#14 ALLY BATENHORST
Jr. • OH • Houston, Texas



#15 ANDI JACKSON
Fr. • MB • Brighton, Colo.



#22 LINDSAY KRAUSE
Jr. • OH • Papillion, Neb.



#27 HARPER MURRAY
Fr. • OH • Ann Arbor, Mich.



#44 MAGGIE MENDELSON
So. • MB • Ogden, Utah




JOHN COOK
Head Coach



JAYLEN REYES
Assistant Coach



KELLY HUNTER
Assistant Coach



JORDAN LARSON
Assistant Coach



LINDSAY PETERSON
Director of Operations

2023 NEBRASKA VOLLEYBALL

NCAA TOURNAMENT HISTORY

OVERALL NCAA TOURNAMENT RECORD:

130-36 (.783)

BY SITE:

Home: 83-7 (Coliseum 55-5/Devaney Center 28-2)

Away/Neutral Sites: 47-29

BY ROUND:

First: 36-1 (Nebraska received a bye from 1994-97 and 2021)

Second: 29-2 (Second round began in 1993)

Regional Semifinal: 32-7

Regional Final: 17-15

National Semifinal: 11-6

National Final: 5-5

BEST NCAA TOURNAMENT WINNING PCT.

1. Stanford	138-34 (.802)
2. Nebraska	130-36 (.783)
3. Texas	115-36 (.762)
4. Penn State	110-36 (.753)
5. UCLA	94-35 (.729)

MOST NCAA TOURNAMENT WINS

1. Stanford	138
2. Nebraska	130
3. Texas	115
4. Penn State	110
5. UCLA	94

MOST NCAA TOURNAMENT APPEARANCES

1. Penn State	43
2. Nebraska	42
Stanford	42
4. Hawaii	41
5. Texas	40

MOST NCAA SEMIFINALS APPEARANCES

1. Stanford	23
2. Nebraska	17
3. Texas	15
4. Penn State	13
5. UCLA	12

MOST NCAA FINAL APPEARANCES

1. Stanford	17
2. Nebraska	11
3. Penn State	10
4. Texas	9
5. UCLA	8

MOST NCAA CHAMPIONSHIPS

1. Stanford	9
2. Penn State	7
3. Nebraska	5
4. UCLA	4
5. Hawaii	3
Long Beach State	3
Southern California	3
Texas	3

Note: NCAA Tournament action 1981-current

1982 (1-1)

First Round at Lincoln, Neb.
Penn State W, 3-0 15-13, 15-5, 15-13
Mideast Regional at West Lafayette, Ind.
Purdue L, 2-3 15-12, 15-12, 4-15, 12-15, 5-15

1983 (0-1)

First Round at Kalamazoo, Mich.
Western Michigan L, 1-3 15-9, 12-15, 12-15, 8-15

1984 (2-1)

First Round at Lincoln, Neb.
Pittsburgh W, 3-0 15-6, 15-5, 15-13
Mideast Regional at Kalamazoo, Mich.
W. Michigan W, 3-1 15-12, 15-10, 8-15, 15-7
Pacific L, 1-3 8-15, 10-15, 15-13, 15-3

1985 (2-1)

First Round at Lincoln, Neb.
Penn State W, 3-0 15-8, 15-7, 15-12
Mideast Regional at Lincoln, Neb.
Purdue W, 3-1 15-1, 16-14, 12-15, 15-11
USC L, 1-3 15-5, 11-15, 12-15, 7-15

1986 (4-1) - NCAA RUNNER-UP

First Round at Lincoln, Neb. (Devaney Center)
Pittsburgh W, 3-1 11-15, 15-5, 15-10, 15-7
Mideast Regional at Lincoln, Neb. (Devaney Center)
Penn State W, 3-2 7-15, 15-4, 16-14, 16-18, 15-9
Illinois W, 3-0 15-9, 15-8, 15-3
Championships at Stockton, Calif.
Stanford W, 3-1 7-15, 15-2, 15-10, 15-10
Pacific L, 0-3 12-15, 4-15, 4-15

1987 (2-1)

First Round at Lincoln, Neb.
Northern Iowa W, 3-0 15-9, 15-1, 15-3
Mideast Regional at Champaign, Ill.
Purdue W, 3-0 15-8, 15-12, 15-3
Illinois L, 0-3 11-15, 12-15, 5-15

1988 (1-1)

First Round at Lincoln, Neb.
Weber State W, 3-2 15-10, 15-4, 14-16, 8-15, 15-8
Mideast Regional at Champaign, Ill.
Oklahoma L, 2-3 12-15, 9-15, 15-8, 15-11, 10-15

1989 (4-1) - NCAA RUNNER-UP

First Round at Lincoln, Neb.
Illinois State W, 3-0 15-7, 15-11, 15-12
Mideast Regional at Lincoln, Neb.
Minnesota W, 3-1 15-10, 11-15, 15-13, 15-12
Illinois W, 3-0 17-15, 15-5, 15-8
Championships at Honolulu, Hawaii
UCLA W, 3-0 15-13, 15-11, 15-6
Long Beach State L, 0-3 12-15, 0-15, 6-15

1990 (3-1) - NCAA SEMIFINALIST

First Round at Lincoln, Neb.
Miami (Ohio) W, 3-0 15-3, 15-9, 15-9
Mideast Regional at Lincoln, Neb.
Pittsburgh W, 3-0 15-7, 15-11, 15-7
Penn State W, 3-0 15-12, 16-14, 10-15, 15-5
Championships at College Park, Md.
Pacific L, 1-3 13-15, 15-11, 9-15, 12-15

1991 (2-1)

First Round at Lincoln, Neb. (Devaney Center)
Illinois W, 3-0 15-5, 15-8, 15-12
Mideast Regional at Lincoln, Neb. (Devaney Center)
Wisconsin W, 3-0 15-9, 15-10, 15-10
Ohio State L, 1-3 15-9, 9-15, 16-17, 7-15

1992 (1-1)

First Round at Lincoln, Neb.
Colorado W, 3-1 15-11, 15-8, 8-15, 19-17

Mideast Regional at Champaign, Ill.
Illinois L, 0-3 10-15, 7-15, 10-15

1993 (1-1)

First Round at Lincoln, Neb.
Cornell W, 3-0 15-7, 15-4, 15-1
Second Round at South Bend, Ind.
Notre Dame L, 0-3 11-15, 10-15, 8-15

1994 (2-1)

First Round - Bye
Second Round at Lincoln, Neb.
George Wash. W, 3-0 17-15, 15-9, 15-8
Mideast Regional at Lincoln, Neb.
Colorado W, 3-0 15-11, 15-7, 15-5
Penn State L, 1-3 15-12, 11-15, 9-15, 8-15

1995 (5-0) - NCAA CHAMPION

First Round - Bye
Second Round at Lincoln, Neb.
George Mason W, 3-0 15-2, 15-5, 16-14
Central Regional at Lincoln, Neb.
Penn State W, 3-1 15-7, 15-6, 14-16, 15-2
UCLA W, 3-0 15-9, 15-7, 16-14
Championships at Amherst, Mass.
Michigan State W, 3-2 10-15, 15-8, 15-8, 9-15, 15-8
Texas W, 3-1 11-15, 15-2, 15-7, 16-14

1996 (3-1) - NCAA SEMIFINALIST

First Round - Bye
Second Round at Lincoln, Neb.
Arkansas W, 3-1 15-8, 12-15, 15-7, 15-7
East Regional at Lincoln, Neb.
Louisville W, 3-0 15-6, 15-7, 15-4
Penn State W, 3-2 15-12, 8-15, 15-13, 9-15, 20-18
Championships at Cleveland, Ohio
Stanford L, 1-3 15-9, 7-15, 9-15, 8-15

1997 (2-1)

First Round - Bye
Second Round at Lincoln, Neb.
Michigan State W, 3-0 15-7, 15-12, 15-4
Pacific Regional at Long Beach, Calif.
USC W, 3-2 15-13, 12-15, 14-16, 15-7, 15-12
Long Beach State L, 0-3 9-15, 9-15, 3-15

1998 (4-1) - NCAA SEMIFINALIST

First and Second Rounds at Lincoln, Neb.
Morgan State W, 3-0 15-1, 15-2, 15-0
Utah W, 3-1 14-16, 15-4, 15-8, 15-9
Pacific Regional at Lincoln, Neb.
Pepperdine W, 3-2 16-14, 10-15, 14-16, 15-1, 15-12
Wisconsin W, 3-2 12-15, 18-16, 9-15, 15-10, 15-10
Championships at Madison, Wis.
Penn State L, 1-3 11-15, 8-15, 15-8, 11-15

1999 (2-1)

First and Second Rounds at Lincoln, Neb.
Davidson W, 3-0 15-3, 15-5, 15-3
San Diego W, 3-0 15-12, 15-8, 15-9
Pacific Regional at Stanford, Calif.
UC Santa Barbara L, 1-3 5-15, 15-7, 8-15, 3-15

2000 (6-0) - NCAA CHAMPION

First and Second Rounds at Lincoln, Neb.
Princeton W, 3-0 15-9, 15-2, 15-7
South Carolina W, 3-2 15-11, 9-15, 13-15, 15-12, 15-13
Midwest Regional at Lincoln, Neb.
Ohio State W, 3-0 15-9, 15-6, 15-5
Arizona W, 3-0 15-7, 17-15, 15-11
Championships at Richmond, Va.
Hawaii W, 3-1 15-3, 15-12, 9-15, 15-10
Wisconsin W, 3-2 15-9, 9-15, 7-15, 15-2, 15-9

2023 NEBRASKA VOLLEYBALL

NCAA TOURNAMENT HISTORY

2001 (4-1) - NCAA SEMIFINALIST*First and Second Rounds at Manhattan, Kan.*

Oral Roberts	W, 3-0	30-8, 30-15, 30-23
Kansas State	W, 3-1	30-25, 28-30, 30-26, 30-19
<i>Midwest Regional at Lincoln, Neb.</i>		
Colorado State	W, 3-1	29-31, 30-21, 30-26, 36-34
Florida	W, 3-2	30-18, 30-24, 28-30, 25-30, 15-13
<i>Championships at San Diego, Calif.</i>		
Stanford	L, 0-3	29-31, 28-30, 21-30

2002 (3-1)*First and Second Rounds at Lincoln, Neb.*

UT Martin	W, 3-0	30-12, 30-17, 30-14
Arizona State	W, 3-0	30-22, 30-21, 30-17
<i>Midwest Regional at Lincoln, Neb.</i>		
Miami	W, 3-0	30-18, 30-17, 30-21
Hawaii	L, 1-3	25-30, 30-25, 27-30, 21-30

2003 (2-1)*First and Second Rounds at East Lansing, Mich.*

Valparaiso	W, 3-0	30-19, 30-22, 30-21
Dayton	W, 3-0	30-19, 30-14, 30-25
<i>Midwest Regional at Lincoln, Neb.</i>		
UCLA	L, 1-3	30-20, 27-30, 21-30, 23-30

2004 (3-1)*First and Second Rounds at Lincoln, Neb.*

Iona	W, 3-0	30-15, 30-12, 30-19
Wichita State	W, 3-0	30-22, 30-20, 30-21
<i>Midwest Regional at Louisville, Ky.</i>		
Louisville	W, 3-0	30-22, 32-30, 30-19
USC	L, 2-3	35-33, 27-30, 21-30, 36-34, 12-15

2005 (5-1) - NCAA RUNNER-UP*First and Second Rounds at Lincoln, Neb.*

Alabama A&M	W, 3-0	30-15, 30-7, 30-15
Duke	W, 3-0	30-19, 30-19, 30-20
<i>Midwest Regional at Omaha, Neb.</i>		
UCLA	W, 3-0	30-28, 30-23, 30-16
Florida	W, 3-0	30-26, 30-24, 30-16
<i>Championships at San Antonio, Texas</i>		
Santa Clara	W, 3-0	30-24, 30-19, 30-21
Washington	L, 0-3	26-30, 25-30, 26-30

2006 (6-0) - NCAA CHAMPION*First and Second Rounds at Lincoln, Neb.*

American	W, 3-1	30-16, 30-23, 28-30, 30-16
Northern Iowa	W, 3-0	30-16, 30-16, 30-14
<i>East Regional at Gainesville, Fla.</i>		
San Diego	W, 3-0	30-21, 30-20, 30-15
Minnesota	W, 3-2	25-30, 22-30, 30-20, 30-25, 15-9
<i>Championships at Omaha, Neb.</i>		
UCLA	W, 3-1	23-30, 30-28, 30-23, 30-28
Stanford	W, 3-1	27-30, 30-26, 30-28, 30-27

2007 (3-1)*First and Second Rounds at Lincoln, Neb.*

South Dakota St.	W, 3-0	30-13, 30-14, 30-13
Wichita State	W, 3-0	30-22, 30-19, 30-19
<i>Midwest Regional at Madison, Wis.</i>		
Michigan State	W, 3-2	25-30, 28-30, 30-17, 30-28, 15-9
California	L, 0-3	28-30, 29-31, 26-30

2008 (4-1) - NCAA SEMIFINALIST*First and Second Rounds at Lincoln, Neb.*

Liberty	W, 3-1	25-11, 21-25, 25-16, 25-19
UAB	W, 3-0	25-14, 25-15, 25-12
<i>Pacific Regional at Seattle, Wash.</i>		
Michigan	W, 3-0	25-13, 25-16, 25-18
Washington	W, 3-2	14-25, 23-25, 25-17, 26-24, 15-13
<i>Championships at Omaha, Neb.</i>		
Penn State	L, 2-3	17-25, 18-25, 25-15, 25-22, 11-15

2009 (3-1)*First and Second Rounds at Lincoln, Neb.*

Coastal Carolina	W, 3-0	25-18, 25-13, 25-15
Northern Iowa	W, 3-0	25-14, 25-17, 25-21
<i>Midwest Regional at Omaha, Neb.</i>		
Iowa State	W, 3-0	25-11, 25-19, 25-22
Texas	L, 1-3	25-21, 18-25, 16-25, 17-25

2010 (2-1)*First and Second Rounds at Lincoln, Neb.*

Sacred Heart	W, 3-0	25-12, 25-22, 25-11
Auburn	W, 3-0	25-10, 25-17, 25-15
<i>Pacific Regional at Seattle, Wash.</i>		
Washington	L, 1-3	16-25, 25-20, 21-25, 27-29

2011 (1-1)*First and Second Rounds at Lincoln, Neb.*

Jackson State	W, 3-0	25-10, 25-16, 25-13
Kansas State	L, 2-3	22-25, 25-22, 29-31, 25-22, 11-15

2012 (3-1)*First and Second Rounds at Lincoln, Neb.*

UMES	W, 3-0	25-14, 25-10, 25-18
Northern Iowa	W, 3-0	25-21, 25-16, 25-21
<i>Omaha Regional</i>		
Washington	W, 3-0	25-14, 25-21, 25-23
Oregon	L, 1-3	25-15, 22-25, 18-25, 17-25

2013 (3-1)*First and Second Rounds at Lincoln, Neb.*

Fairfield	W, 3-0	25-15, 25-9, 25-17
Oregon	W, 3-0	25-22, 25-19, 25-22
<i>Lincoln Regional</i>		
San Diego	W, 3-0	25-20, 25-23, 25-22
Texas	L, 0-3	19-25, 22-25, 23-25

2014 (3-1)*First and Second Rounds at Lincoln, Neb.*

Hofstra	W, 3-0	27-25, 25-23, 25-16
Utah	W, 3-2	25-23, 25-22, 23-25, 17-25, 15-11
<i>Seattle Regional</i>		
Washington	W, 3-1	20-25, 25-20, 25-22, 29-27
BYU	L, 0-3	21-25, 20-25, 21-25

2015 (6-0) - NCAA CHAMPION*First and Second Rounds at Lincoln, Neb.*

Harvard	W, 3-1	22-25, 25-15, 25-17, 25-19
Wichita State	W, 3-0	25-19, 25-19, 25-14
<i>Lexington (Ky.) Regional</i>		
BYU	W, 3-0	26-24, 25-17, 25-23
Washington	W, 3-1	25-17, 21-25, 25-20, 25-21
<i>Championships at Omaha, Neb.</i>		
Kansas	W, 3-1	25-20, 25-21, 20-25, 25-16
Texas	W, 3-0	25-23, 25-23, 25-21

2016 (4-1) - NCAA SEMIFINALIST*First and Second Rounds at Lincoln, Neb.*

New Hampshire	W, 3-0	25-9, 25-23, 25-18
TCU	W, 3-0	25-22, 25-12, 25-16
<i>Lincoln Regional</i>		
Penn State	W, 3-2	23-25, 23-25, 26-24, 25-19, 15-6
Washington	W, 3-0	25-16, 25-10, 25-21
<i>Championships at Columbus, Ohio</i>		
Texas	L, 0-3	18-25, 23-25, 21-25

2017 (6-0) - NCAA CHAMPION*First and Second Rounds at Lincoln, Neb.*

Stony Brook	W, 3-0	25-10, 25-14, 25-12
Washington State	W, 3-0	25-13, 25-13, 25-18
<i>Lexington (Ky.) Regional</i>		
Colorado	W, 3-0	25-19, 25-11, 25-21
Kentucky	W, 3-1	25-19, 25-22, 25-27, 25-22
<i>Championships at Kansas City, Mo.</i>		
Penn State	W, 3-2	25-18, 23-25, 24-26, 28-26, 15-11
Florida	W, 3-1	25-22, 25-17, 18-25, 25-16

2018 (5-1) - NCAA RUNNER-UP*First and Second Rounds at Lincoln, Neb.*

Hofstra	W, 3-0	25-19, 25-12, 25-16
Missouri	W, 3-0	25-14, 25-22, 25-18
<i>Minneapolis Regional</i>		
Kentucky	W, 3-0	25-17, 25-20, 25-23
Oregon	W, 3-0	25-22, 25-23, 25-17
<i>Championships at Minneapolis, Minn.</i>		
Illinois	W, 3-2	22-25, 16-25, 25-23, 25-20, 15-11
Stanford	L, 2-3	26-28, 25-22, 16-25, 25-15, 12-15

2019 (3-1)*First and Second Rounds at Lincoln, Neb.*

Ball State	W, 3-0	25-13, 25-18, 25-10
Missouri	W, 3-1	20-25, 25-20, 32-30, 25-18
<i>Madison Regional</i>		
Hawaii	W, 3-0	29-27, 25-22, 25-19
Wisconsin	L, 0-3	18-25, 22-25, 19-25

2020-21 (2-1)*First Round - Bye**Second Round at Omaha, Neb.*

Texas State	W, 3-0	25-18, 25-17, 25-20
<i>Regional at Omaha, Neb.</i>		
Baylor	W, 3-0	25-21, 25-17, 25-19
Texas	L, 1-3	22-25, 25-19, 15-25, 21-25

Note: Due to the COVID-19 pandemic, the 2020 NCAA Tournament was limited to 48 teams and was played in April of 2021, with all matches in Omaha.

2021 (5-1) - NCAA RUNNER-UP*First and Second Rounds at Lincoln, Neb.*

Campbell	W, 3-0	25-14, 25-14, 25-17
Florida State	W, 3-0	25-20, 25-22, 25-17
<i>Austin Regional</i>		
Illinois	W, 3-0	25-12, 25-21, 25-17
Texas	W, 3-1	25-19, 25-23, 23-25, 25-21
<i>Championships at Columbus, Ohio</i>		
Pittsburgh	W, 3-1	16-25, 25-17, 25-20, 25-22
Wisconsin	L, 2-3	25-22, 29-31, 23-25, 25-23, 12-15

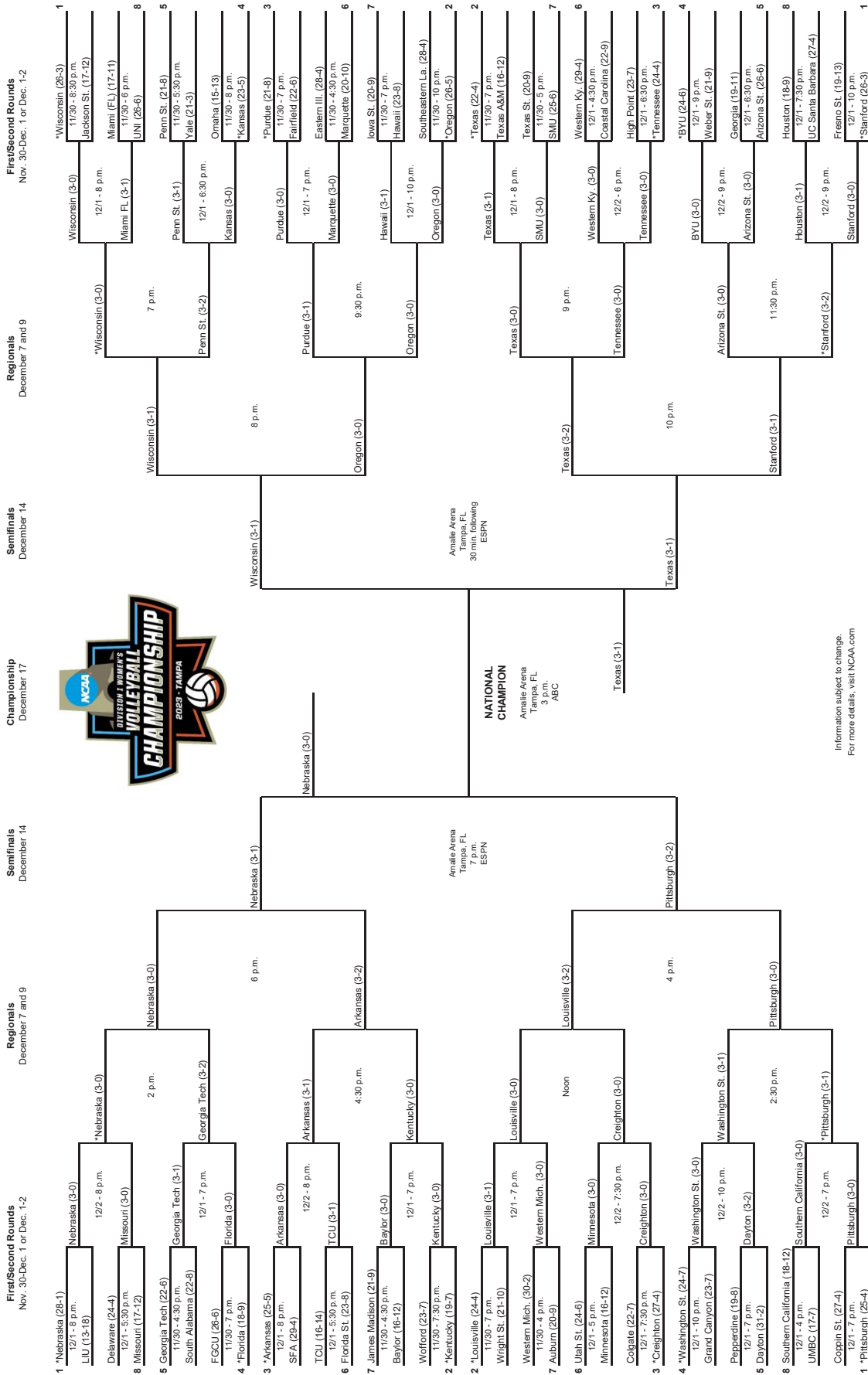
2022 (2-1)*First and Second Rounds at Lincoln, Neb.*

Delaware State	W, 3-0	25-15, 25-9, 25-10
Kansas	W, 3-1	25-14, 25-18, 19-25, 26-24
<i>Louisville Regional</i>		
Oregon	L, 2-3	25-14, 24-26, 25-22, 30-32, 11-15

2023 (5-0)*First and Second Rounds at Lincoln, Neb.*

LIU	W, 3-0	25-13, 25-16, 25-22
Missouri	W, 3-0	25-14, 25-19, 25-21
<i>Lincoln Regional</i>		
Georgia Tech	W, 3-0	25-11, 25-16, 25-21
Arkansas	W, 3-1	26-24, 25-14, 21-25, 25-23
<i>Championships at Tampa, Fla.</i>		
Pittsburgh	W, 3-0	25-23, 25-20, 25-17

2023 NCAA Division I Women's Volleyball Championship



Information subject to change.
For more details, visit NCAA.com



*Host institution.
All games times are Eastern standard time.
© 2023 National Collegiate Athletic Association. No commercial use without the NCAA's written permission.