



# NEBRASKA BASKETBALL

## 2023-24 GAME NOTES

X HUSKERMBB

Instagram HUSKERMBB

f HUSKERMBB

### GAME 13

OPPONENT: SOUTH CAROLINA STATE  
DATE: FRI., DEC. 29  
TIPOFF: 6:31 P.M.  
ARENA: PINNACLE BANK ARENA  
TICKETS: HUSKERS.COM/TICKETS

### GAME AT A GLANCE



**South Carolina State Bulldogs**  
2023-24 Record: .....4-10  
Head Coach: ..... Erik Martin  
Record at School: ..... 9-36 (2nd year)  
Career Record: ..... Same



**Huskers Radio Network**  
Play-by-Play: ..... Kent Pavelka  
Analyst: ..... Jake Muhleisen



**Nebraska Cornhuskers**  
2023-24 Record: .....10-2  
Head Coach: ..... Fred Hoiberg  
Record at Nebraska: ..... 50-85 (5th year)  
Career Record: ..... 165-141 (10th year)



**B1G+**  
Play-by-Play: ..... Jessica Coody  
Analyst: ..... Erick Strickland

### 2023-24 SCHEDULE

Date	AP Rk.	Opponent	TV/Online	Time
Nov. 6		Lindenwood	BTN+	W 84-52
Nov. 9		Florida A&M	BTN+	W, 81-54
Nov. 13		Rider (Cornhusker Classic)	BTN	W, 64-50
Nov. 15		Stony Brook (Cornhusker Classic)	BTN+	W, 84-63
Nov. 18		vs. Oregon State	Peacock	W, 84-63
Nov. 22		Duquesne (Cornhusker Classic)	BTN	W, 89-79
Nov. 26		Cal State Fullerton	BTN+	W, 85-72
Dec. 3		No. 15 Creighton	FS1	L, 60-89
Dec. 6		at Minnesota *	BTN	L, 65-76
Dec. 10		Michigan State *	BTN	W, 77-70
Dec. 17		at Kansas State	Big 12 Now (ESPN+)	W, 62-46
Dec. 20		North Dakota	BTN+	W, 83-75
Dec. 29		South Carolina State	BTN+	6:30 p.m.
Jan. 3		Indiana *	BTN	8 p.m.
Jan. 6		at Wisconsin *	BTN	1:15 p.m.
Jan. 9		Purdue *	Peacock	8 p.m.
Jan. 12		at Iowa *	BTN	8:30 p.m.
Jan. 17		at Rutgers *	BTN	6 p.m.
Jan. 20		Northwestern *	BTN	1:15 p.m.
Jan. 23		Ohio State *	Peacock	6 p.m.
Jan. 27		at Maryland *	BTN	11 a.m.
Feb. 1		Wisconsin *	BTN	7:30 p.m.
Feb. 4		at Illinois *	BTN	5:30 p.m.
Feb. 7		at Northwestern *	BTN	8 p.m.
Feb. 10		Michigan *	BTN	5:30 p.m.
Feb. 17		Penn State *	BTN	11 a.m.
Feb. 21		at Indiana *	BTN	7:30 p.m.
Feb. 25		Minnesota *	BTN	5:30 p.m.
Feb. 29		at Ohio State *	FS1	5:30 p.m.
March 3		Rutgers *	BTN	5:30 p.m.
March 10		at Michigan *	BTN	11 a.m.
March 13-17		at Big Ten Tournament	TBA	TBA

\*-Big Ten Conference Game; **Home games** are in red and bold

### ON THE AIR

**Radio:** Friday's game will be carried on the Huskers Radio Network with Kent Pavelka and Jake Muhleisen on the call, including KLIN (1400 AM) in Lincoln, KXSP (590 AM) in Omaha and KRVN (880 AM) in Lexington and will also be available on Huskers.com and the Huskers app. The pregame show begins an hour before tipoff.

**TV/Online:** Friday's game is not televised, but will be available online at B1G Plus with Jessica Coody and Erick Strickland on the call. To subscribe or for more info, visit bigtenplus.com.

## HUSKERS CLOSE NON-CON SLATE WITH SOUTH CAROLINA STATE

The Nebraska men's basketball team looks for its fourth straight win on Friday night, as the Huskers return home to face South Carolina State in the final non-conference matchup of the season.

Tipoff between the Huskers and Bulldogs is set for 6:30 p.m. and tickets are available for the matchup by visiting Huskers.com/Tickets, calling 800-8-BIGRED during business hours (Mon.-Fri., 8 a.m.-5 p.m.) or at PBA beginning at 5 p.m. on Friday. The game will be carried on the Huskers Radio Network and streamed on B1G+ with Jessica Coody and Erick Strickland on the call.

Nebraska (10-2) comes off a nine-day break following an 83-75 win over North Dakota on Dec. 20. Nebraska rallied from a 14-point second-half deficit by scoring 51 points and shooting 58 percent from the floor in the final 20 minutes. C.J. Wilcher led six Huskers in double figures with a season-high 16-point effort, including 4-of-6 from 3-point range, while Juwan Gary posted his second straight double-double with 12 points and 12 rebounds. Wilcher has given the Huskers scoring punch off the bench in recent weeks, averaging 9.0 ppg on 48 percent shooting over the last four games. He is also shooting 50 percent from 3-point range in that span. His 16-point outburst was not only a season best, but also the fourth time this season that a Husker reserve led the team in scoring.

A win over South Carolina State on Friday will cap one of the most successful non-conference slates in school history. NU has finished non-conference play with one loss only four times (10-1, 2018-19; 10-1, 2003-04; 12-1, 1991-92; 11-1, 1977-78) since World War II.

South Carolina State (4-10) begins a two-game road trip on Friday and comes off a 101-84 win over Brewton-Parker on Dec. 22. The Bulldogs, who are playing their 10th road game of the season, are led by Davion Everett, who averages 10.4 points and 7.0 rebounds per game.

**6** Nebraska placed a season-high six Huskers in double figures in the win over North Dakota on Dec. 20. The group did not include Rienk Mast, who did not play in the win because of surgery two days earlier.

### 2023-24 ROSTER AT A GLANCE

No	Name	Pos.	Ht.	Wt.	Yr.	Hometown	GP/GS	MPG	PPG	RPG	APG	SPG	BPG
0	C.J. Wilcher	G	6-5	214	Jr.	Plainfield, N.J.	12/2	16.6	6.9	2.0	1.0	0.3	0.3
1	Sam Hoiberg	G	6-0	183	So.	Lincoln, Neb.	12/0	17.6	4.0	2.3	1.2	0.2	0.8
2	Ramel Lloyd Jr.	G	6-6	210	RFr.	Woodland Hills, Calif.	-/-						
3	Brice Williams	G	6-7	213	Jr.	Huntersville, N.C.	12/12	27.4	13.5	5.2	2.3	0.8	0.7
4	Juwan Gary	F	6-6	221	Jr.	Columbia, S.C.	9/3	27.3	14.2	7.3	1.2	0.7	1.4
5	Ahron Ulis	G	6-3	190	Jr.	Chicago, Ill.	-/-						
9	Jarron Coleman	G	6-5	213	Sr.	Indianapolis, Ind.	9/0	13.0	2.1	2.2	2.2	0.1	0.2
10	Jamarques Lawrence	G	6-3	182	So.	Plainfield, N.J.	12/12	26.3	6.3	3.9	2.9	0.0	0.7
11	Eli Rice	G	6-8	213	Fr.	Gallatin, Tenn.	9/0	8.0	3.7	1.1	0.2	0.2	0.0
15	Blaise Keita	F	6-11	257	Jr.	Bamako, Republic of Mali	-/-						
21	Matar Diop	F	6-10	213	Fr.	Dakar, Senegal	7/0	4.1	1.0	0.9	0.4	0.3	0.0
24	Jeff Grace	G	6-3	197	So.	Elmhurst, Ill.	5/0	2.0	0.8	0.2	0.2	0.0	0.0
30	Keisei Tominaga	G	6-2	179	Sr.	Moriyama Nagoya Aichi, Japan	10/10	24.5	13.5	2.0	1.0	0.0	1.1
31	Cale Jacobsen	G	6-4	200	Fr.	Ashland, Neb.	7/0	3.6	0.7	0.1	0.3	0.0	0.1
35	Henry Burt	F	6-7	217	Fr.	Omaha, Neb.	4/0	1.8	0.5	0.5	0.0	0.0	0.0
51	Rienk Mast	F	6-10	248	Jr.	Groningen, Netherlands	11/11	29.5	13.0	9.9	3.0	0.1	0.2
53	Josiah Allick	F	6-8	231	Sr.	Lincoln, Neb.	11/10	24.5	6.7	5.1	1.1	0.3	0.6

2023-24 NEBRASKA BASKETBALL ROSTER

No.	VL	Name	Pos.	Ht.	Wt.	Yr.	Hometown	Previous School	X/Twitter	Instagram
0	**	C.J. Wilcher	G	6-5	214	Jr.	Plainfield, N.J.	Xavier	@CJWilcher	cj_wilcher
1	*	Sam Hoiberg	G	6-0	183	So.	Lincoln, Neb.	Pius X	@samhoiberg	samhoiberg
2		Ramel Lloyd Jr.	G	6-6	204	RFr.	Woodland Hills, Calif.	Sierra Canyon	@ramellloyd22	ramellloydd
3		Brice Williams	G	6-7	213	Jr.	Huntersville, N.C.	Charlotte	@bgotit_	blaviss
4	*	Juwan Gary	F	6-6	215	Jr.	Columbia, S.C.	Alabama	@takflight24	wanwitdabutter
5		Ahron Ulis	G	6-3	190	Jr.	Chicago, Ill.	Iowa	@AhronUlis	ahron1_
9		Jarron Coleman	G	6-5	213	Sr.	Indianapolis, Ind.	Ball State	@jarron_coleman	front11neboog
10	*	Jamarques Lawrence	G	6-3	183	So.	Plainfield, N.J.	Roselle Catholic	@JLawrence10_	rf.jaymar
11		Eli Rice	G	6-8	213	Fr.	Gallatin, Tenn.	IMG Academy	@iamelirice	iamelirice
15	*	Blaise Keita	F	6-11	257	Jr.	Bamako, Republic of Mali	Coffeyville Community College	@Blaisekeita15	blaise.keita
21		Matar Diop	F	6-10	213	Fr.	Dakar, Senegal	Keystone Athletic Academy	@dmatar832	deerfam_21
24	*	Jeffrey Grace III	G	6-3	197	So.	Elmhurst, Ill.	Arizona State	@JeffreyGraceIII	ig3is23
30	**	Keisei Tominaga	G	6-2	179	Sr.	Moriyama Nagoya Aichi, Japan	Ranger College	@KeiseiTominaga	keisei.kbz30
31		Cale Jacobsen	G	6-4	200	RFr.	Ashland, Neb.	Ashland-Greenwood	@calejacobsen_	calejacobsen_
35		Henry Burt	F	6-7	216	RFr.	Omaha, Neb.	Elkhorn South	@HenryBurt15	henryburt0
51		Rienk Mast	F	6-10	248	Jr.	Groningen, Netherlands	Bradley		rienk_mast
53		Josiah Allick	F	6-8	231	Sr.	Lincoln, Neb.	New Mexico	@allick_josiah	josiahhallick

2023-24 NEBRASKA BASKETBALL COACHING STAFF

Head Coach

Fred Hoiberg, fifth season (Iowa State, 1995)

Assistant Coaches

Adam Howard, second season (Western Kentucky, 2008)  
Nate Loenser, third season (Iowa State, 2002)  
Ernie Zeigler, second season (Cleary, 1994)

Support Staff

Director of Men's Basketball Strength & Conditioning: Kurt Joseph  
Dir. of Basketball Strategies & Business Operations: Luca Virgilio  
Assistant Director of Basketball Operations: Sheryl Burbach  
Director of Player Development: Emmanuel Tommy  
Video Coordinator: Michael Bania  
Recruiting Coordinator: Padya Borders  
Graduate Managers: Nihilo Ibarra, Justin Moore, Joey St. Pierre  
  
Athletic Trainer: Andrew McCabe  
Team Nutritionist: Jake Blattner  
Sports Psychologist: Heather Kiefer  
NAPL Director: Matt Thome  
Equipment Manager: Pat Norris

PRONUNCIATION GUIDE

Name	Pronunciation
Josiah Allick	AL-ick
Matar Diop	MA-tar JOPE (as in hope)
Blaise Keita	Blaze KAY-ta
Juwan Gary	Juh-WAHN
Rienk Mast	RINK
Keisei Tominaga	Kay-say Toe-me-nawga
Ahron Ulis	YOU-liss
C.J. Wilcher	WILL-chur

HUSKERS RADIO NETWORK



KENT PAVELKA

- Is in his 37th season of calling Husker men's basketball
- Called NU basketball for two stretches from 1974-1996 before returning to play-by-play duties full time in 2006-07
- Called his 1,000th Husker basketball game in 2018-19
- Six-time Nebraska Sportscaster of the Year who was inducted into the Nebraska Broadcasters Hall of Fame in 2019



JAKE MUHLEISEN

- Is in his sixth season as full-time color analyst after serving in a part-time basis for five seasons
- Was a four-year starter at guard for Nebraska from 2002-05
- Three-year team captain and started 98 games in his career
- Served as a graduate assistant at Creighton from 2005-07

City	Station	Frequency
Ainsworth	KBRB	1400 AM
Alliance	KCOW	1400 AM
Beatrice	KWBE	1450 AM
Broken Bow	KBBN	95.3 FM
Chadron	KCSR	610 AM
Columbus	KJSK	900 AM
Cozad	KAMI	1580 AM
Fairbury	KGMT	1310 AM
Falls City	KTNC	1230 AM
Fremont	KFMT	105.5 FM
Grand Island	KRGI	1430 AM
Hastings	KHAS	1230 AM
Hastings	KLIQ	94.5 FM
Holdrege	KUVR	1380 AM
Imperial	KADL	102.9 FM
Kearney	KGFV	1340 AM
Lexington	KRVN	880 AM
Lincoln	KLIN	1400 AM
Lincoln	KLIN	99.3 FM
McCook	KSWN	93.9 FM
McCook	KZMC	102.1 FM
Nebraska City	KNCY	1600 AM
Norfolk	KNEN	94.7 FM
North Platte	KODY	1240 AM
Omaha	KXSP	590 AM
Scottsbluff	KNEB	960 AM
Scottsbluff	KNEB	994.1 FM
Sidney	KSID	1340 AM
Superior	KRFS	1600 AM
Superior	KRFS	103.9 FM
Valentine	KVSH	940 AM
West Point	KTIC	840 AM

Also available nationwide on Huskers.com and the Huskers App.

## PROBABLE STARTERS VS. SOUTH CAROLINA STATE (BASED ON LAST GAME)

**#10 JAMARQUES LAWRENCE | G | SO. | 6-3 | 185 | PLAINFIELD, N.J.****2023-24 Averages:** PPG: 6.3 | RPG: 3.9 | APG: 2.9

**Worth Noting:** Totaled 14 points and three assists in NU's win over North Dakota...Scored a season-high 16 points and grabbed seven boards at Minnesota...Finished with 11 points and a career-high six assists vs. Cal State Fullerton...Named Big Freshman of the Week on March 6, 2023 (15.0 ppg, 4.5 rpg, 3.5 apg)...Tied career high with 15 points, including five 3-pointers, and four assists at Iowa...Had 15 points on 7-of-10 shooting vs. Michigan State...Starred at Roselle (N.J.) Catholic, helping the school to a 29-3 record, a state title and a top-10 national finish in 2021-22...Earned first-team all-state honors as a senior, averaging 15.9 points, 5.0 rebounds and 3.5 assists per game.

**Career Bests:** Pts: 16 | Reb: 9 | Ast: 6 | Bl: 1 (4x) | St: 3 (2x)**#30 KEISEI TOMINAGA | G | JR. | 6-2 | 179 | MORIYAMA NAGOYA AICHI, JAPAN****2023-24 Averages:** PPG: 13.5 | RPG: 2.0 | APG: 1.0 | SPG: 1.2

**Worth Noting:** Tallied 14 points in NU's win over North Dakota...35 career double-figure games and 12 20+ games...Had nine points and career highs in both assists (four) and steals (five) vs. Kansas State...Led NU with 20 points vs. Creighton...Totaled 17 points on just five FG attempts (5-5 FG, 3-3 from 3pt, 4-4 FT) against Cal State Fullerton...Totaled a season-high 23 points, including 9-of-10 from the line, vs. Duquesne...Preseason All-Big Ten selection...Averaged 13.1 ppg while shooting 50 percent from the field and 40 percent from 3-point range in 2022-23...Posted a career-high 30 points vs. Penn State...Saw action in 30 games in 2021-22, averaging 5.7 points per game...Averaged 16.3 ppg at Ranger College, helping the school to the NJCAA semifinals in 2021.

**Career Bests:** Pts: 30 | Reb: 4 (3x) | Ast: 4 | Stl: 5**#3 BRICE WILLIAMS | G | JR. | 6-7 | 213 | HUNTERVILLE, N.C.****2023-24 Averages:** PPG: 13.5 | RPG: 5.2 | APG: 2.3

**Worth Noting:** Graduate transfer who has been in double figures 10 times in 2023-24...Finished with 12 points and seven boards vs. North Dakota...Scored all 14 of his points vs. MSU in second half...Led NU with 18 points along with six boards, four assists and three steals at Minnesota...Scored a season-high 25 points vs. Oregon State...Was a second-team Conference USA pick in 2022-23, averaging 13.8 ppg and 5.3 rpg...Named MVP of the CBI (16.3 ppg, 7.8 rpg, 3.0 apg)...Two-time C-USA Player of the Week in 2022-23...Two-time all-district pick who averaged 21.2 ppg as a senior at Hopewell (N.C.) High School...Father (Henry) scored a school-record 2,382 points at Charlotte and is a member of the school's Hall of Fame.

**Career Bests (includes Charlotte):** Pts: 32 | Reb: 13 | Ast: 4 (3x) | Stl: 3 (3x)**#4 JUWAN GARY | F | JR. | 6-6 | 213 | COLUMBIA, S.C.****2023-24 Averages:** PPG: 14.2 | RPG: 7.3 | APG: 1.2

**Worth Noting:** Posted his third double-double of the year with 12 points and 12 boards vs. North Dakota...Has eight double-figure games in 2023-24...Grabbed a career-high 18 boards, including 11 offensive caroms, and added 13 points at K-State...Made his first start of 2023-24 vs. Michigan State, finishing with 20 points on 8-of-11 shooting...Had 20 points and five rebounds vs. Duquesne...Averaged 9.5 ppg, 6.5 rpg and 1.4 spg in 2022-23 before a season-ending shoulder injury...Played in 29 games at Alabama in 2021-22, averaging 6.5 ppg and 3.4 rpg...Helped Alabama to an SEC title and an NCAA Sweet 16 appearance in 2020-21...Ranked No. 64 nationally in the class of 2019 by ESPN, averaging 25 points and seven rebounds as a senior.

**Career Bests (includes Alabama):** Pts: 20 (2x) | Reb: 18 | Ast: 3 | Bl: 3 (2x) | St: 4**#53 JOSIAH ALLICK | F | SR. | 6-8 | 231 | LINCOLN, NEB.****2023-24 Averages:** PPG: 6.7 | RPG: 5.1 | APG: 1.1

**Worth Noting:** Made first start since Dec. 3 and had 10 points and six boards vs. North Dakota...Has four double-figure games, including season highs in points (12) and assists (five) along with seven boards vs. Duquesne...Spent last season at New Mexico, where he averaged 8.4 ppg and 7.3 rpg and was second in the Mountain West in rebounding...Played three years at UMKC, earning honorable-mention all-Summit League honors in 2020-21...Lincoln native who played at North Star High School...Comes from an athletic family as his mother (Colleen Ziegelbein), father (Melvin Allick) and stepfather (Bill Ziegelbein) were collegiate athletes...younger sister (Bekka) is the starting middle blocker for the NU volleyball team.

**Career Bests (includes UMKC/UNM):** Pts: 29 | Reb: 18 | Ast: 5 (3x) | Stl: 3 | Bl: 3 (2x)

## NATIONAL POLLS

## ASSOCIATED PRESS (DEC. 25)

No	Team (1st)	Record	Points	Prev.
1	Purdue (46)	11-1	1,486	1
2	Kansas (5)	11-1	1,424	2
3	Houston (9)	12-0	1,408	3
4	Arizona	9-2	1,191	4
5	UConn	11-2	1,150	5
6	Tennessee	9-3	1,124	8
7	Florida Atlantic	10-2	1,089	14
8	Kentucky	9-2	1,074	9
9	North Carolina	8-3	954	11
10	Marquette	10-3	928	6
11	Illinois	9-2	902	13
12	Oklahoma	10-1	778	7
13	Gonzaga	9-3	577	15
14	BYU	11-1	575	17
15	Colorado State	11-1	573	16
16	Duke	8-3	551	21
17	Baylor	10-2	532	10
18	Clemson	10-1	513	18
19	Memphis	10-2	493	23
20	James Madison	12-0	417	20
21	Texas	9-2	342	19
22	Creighton	9-3	340	12
23	Wisconsin	9-3	287	24
24	Ole Miss	12-0	243	25
25	Providence	11-2	128	NR

**Others receiving votes:** Auburn 121, Colorado 64, Miami 51, Utah 45, Virginia 40, Iowa St. 21, Nevada 13, Ohio St. 10, Texas A&M 9, San Diego St. 8, Michigan St. 8, Villanova 6, New Mexico 6, Northwestern 5, Dayton 4, Grand Canyon 3, South Carolina 2, Mississippi St. 2, Alabama 2, Princeton 1.

## USA TODAY COACHES (DEC. 25)

No	Team (1st)	Record	Points	Prev.
1	Purdue (24)	11-1	790	1
2	Kansas (1)	11-1	760	2
3	Houston (7)	12-0	751	3
4	Arizona	9-2	659	4
5	UConn	11-2	629	5
6	Florida Atlantic	10-2	618	12
7	Tennessee	9-3	613	7
8	Marquette	10-3	531	6
9	Illinois	9-2	520	11
10	Kentucky	9-2	513	9
11	North Carolina	8-3	460	13
12	BYU	11-1	378	15
13	Oklahoma	10-1	371	8
14	Colorado State	11-1	326	17
15	Duke	8-3	316	19
16	Gonzaga	9-3	300	16
17	Clemson	10-1	280	18
18	Memphis	10-2	271	23
19	Baylor	10-2	251	10
20	Creighton	9-3	161	14
21	James Madison	12-0	159	21
22	Ole Miss	12-0	153	25
23	Wisconsin	9-3	148	24
24	Texas	9-2	138	22
25	Providence	11-2	88	NR

**Others receiving votes:** Auburn 65; Virginia 26; Colorado 24; Iowa State 19; TCU 16; Ohio State 13; Michigan State 10; Nevada 9; Utah 7; Grand Canyon 7; New Mexico 4; Villanova 3; Texas A&M 3; South Carolina 3; Miami (FL) 3; San Diego State 1; Princeton 1; Nebraska 1; Indiana 1;

BIG TEN STANDINGS (AS OF DEC. 28)

Team	B1G	Pct.	Overall	Pct.
Illinois	1-0	1.000	9-2	.818
Northwestern	1-0	1.000	9-2	.818
Indiana	2-0	1.000	9-3	.750
Wisconsin	1-0	1.000	9-3	.750
Purdue	1-1	.500	11-1	.917
Nebraska	1-1	.500	10-2	.833
Ohio State	1-1	.500	10-2	.833
Minnesota	1-1	.500	9-3	.750
Maryland	1-1	.500	8-4	.667
Michigan	1-1	.500	6-6	.500
Penn State	1-1	.500	6-6	.500
Rutgers	0-1	.000	7-4	.636
Iowa	0-2	.000	7-5	.583
Michigan State	0-2	.000	7-5	.583

This Week in the Big Ten

Date	Contest	Time
Dec. 22	Wisconsin 80, Chicago St. 53	
Dec. 23	Rutgers 60, Mississippi St. 70 Illinois 97, Missouri 73 Maryland 69, UCLA 60	
Dec. 28	Coppin State at Maryland	6 p.m.
Dec. 29	Rider at Penn State Kennesaw State at Indiana McNeese at Michigan Maine at Minnesota Eastern Kentucky at Purdue Northern Illinois at Iowa South Carolina State at Nebraska Jackson State at Northwestern Fairleigh Dickinson at Illinois	1 p.m. 5 p.m. 6 p.m. 6 p.m. 6 p.m. 6 p.m. 6:30 p.m. 7 p.m. 8 p.m.
Dec. 30	Stonehill at Rutgers Indiana State at Michigan State Ohio State vs. West Virginia	11 a.m. 1 p.m. 6 p.m.
Jan. 2	Purdue at Maryland Iowa at Wisconsin Northwestern at Illinois	6 p.m. 7 p.m. 8 p.m.
Jan. 3	Rutgers at Ohio State Indiana at Nebraska	6 p.m. 8 p.m.
Jan. 4	Penn State at Michigan State Minnesota at Michigan	6 p.m. 8 p.m.
Jan. 5	Illinois at Purdue	7:30 p.m.

BY THE NUMBERS

Nebraska Cornhuskers			South Carolina State Bulldogs		
2023-24 Team Statistics (Record: 10-2, 1-1 Big Ten)			2023-24 Team Statistics (Record: 4-10)		
Category	Nebraska	OPP	Category	SCSU	OPP
SCORING	918	789	Scoring	1004	1149
Points per game	76.5	65.8	Points per game	71.7	82.1
Scoring margin	+10.8	-	Scoring margin	-10.4	-
FIELD GOALS-ATT	314-718	285-750	Field goals-att	365-888	375-798
Field goal pct	.437	.380	Field goal pct	.411	.470
3 POINT FG-ATT	106-320	88-308	3 point fg-att	69-247	113-309
3-point FG pct	.331	.286	3-point FG pct	.279	.366
3-pt FG made per game	8.8	7.3	3-pt FG made per game	4.9	8.1
FREE THROWS-ATT	184-248	131-181	Free throws-att	205-310	286-378
Free throw pct	.742	.724	Free throw pct	.661	.757
F-Throws made per game	15.3	10.9	F-Throws made per game	14.6	20.4
REBOUNDS	495	433	Rebounds	553	492
Rebounds per game	41.2	36.1	Rebounds per game	39.5	35.1
Rebounding margin	+5.2	-	Rebounding margin	+4.4	-
ASSISTS	183	125	Assists	204	224
Assists per game	15.3	10.4	Assists per game	14.6	16.0
TURNOVERS	127	133	Turnovers	217	203
Turnovers per game	10.6	11.1	Turnovers per game	15.5	14.5
Turnover margin	+0.5	-	Turnover margin	-1.0	-
Assist/turnover ratio	1.4	0.9	Assist/turnover ratio	0.9	1.1
STEALS	63	77	Steals	116	129
Steals per game	5.3	6.4	Steals per game	8.3	9.2
BLOCKS	31	47	Blocks	49	66
Blocks per game	2.6	3.9	Blocks per game	3.5	4.7

ABOUT SOUTH CAROLINA STATE

South Carolina State comes to Lincoln with a 4-10 record following a 101-84 win over Brewton-Parker on Dec. 22. In that game, Davion Everett came off the bench for the first time this season and had 21 points and 12 rebounds in 24 minutes of work. He was one of four double-figure scorers from the bench in the win, as SCSU shot 50 percent in the second half en route to outscoring Brewton-Parker 57-40 in the final 20 minutes.

Erik Martin is in his second season in charge of the Bulldog program after serving as an assistant to Bob Huggins for 16 seasons at West Virginia and one season at Kansas State. Martin played collegiately at both TCU and Cincinnati, where he helped the Bearcats to a Final Four appearance in 1992.

The Bulldogs, who wrap up non-conference action with a trip to Oklahoma State on Dec. 31, have been tested during the 2023-24 season. The Bulldogs have faced South Florida, Tulsa, Missouri, and Pittsburgh during non-conference action. Everett leads the Bulldogs in both scoring (10.4 ppg) and rebounding (7.0 rpg), as he grabs an average of 3.5 offensive boards per game. SCSU has nine players averaging at least five points per game and 11 players averaging double-figure minutes. Wilson Dubinsky is the team's top 3-point threat with 30 of the team's 69 3-pointers and is shooting 35 percent from beyond the arc, as he averages 8.6 points per game.

Series History: Nebraska owns a 2-0 record against South Carolina State, but the programs have not met since an 83-57 Husker win on Nov. 17, 2013. The other meeting came during the 2008-09 season when the Huskers downed the Bulldogs, 77-63. NU is 14-0 all-time against the current members of the Mid-Eastern Athletic Conference (MEAC).

South Carolina State Probable Starters

						2023-24 Stats			
No.	Name	Pos.	Ht.	Wt.	Yr.	G/GS	PPG	RPG	Other
12	Mitchell Taylor	PG	6-3	170	Fr.	14/14	8.4	2.6	2.6 apg
24	Shaman Alston	G	6-4	185	Sr.	12/7	3.8	2.1	1.5 apg
55	Davion Everett	F	6-6	215	Jr.	14/13	10.4	7.0	0.9 spg
4	Caleb McCarty	F	6-8	185	Jr.	14/4	4.7	4.9	0.9 spg
13	Drayton Jones	C	6-10	240	Fr.	14/13	5.2	4.8	1.1 apg

LAST TIME OUT

Nebraska put six players in double figures and used a strong second-half surge to fight off North Dakota, 83-75, on Dec. 20.

The Huskers overcame a 14-point second-half deficit by shooting 58 percent from the floor after halftime en route to out-scoring North Dakota, 51-33, in the final 20 minutes. The 10-2 start marks NU's best 12-game start since the 2018-19 campaign.

C.J. Wilcher led six Huskers in double figures with 16 points off the bench, including four 3-pointers, while Jamarques Lawrence and Keisei Tominaga had 14 markers apiece. Tominaga had seven of his 11 second-half points in a 14-1 run that saw the Huskers nearly completely erase

Postgame Notes

- Nebraska improved to 10-2 on the season, matching the program's best 12-game start since 2018-19.
- Nebraska put six players in double figures, the first time Nebraska has done that since also putting six players in double figures against Minnesota on Feb. 25, 2022.
- Nebraska overcame a 14-point second-half deficit, NU's largest comeback since overcoming a 17-point deficit against Wisconsin on Feb. 11, 2023.
- Juwan Gary posted his second straight double-double and third of the year with 12 points and 12 rebounds. C.J. Wilcher led Nebraska with a season-high 16 points, including 4-of-6 from 3-point range. It marked NU's 10th double-figure effort from NU's bench in 12 games.



11

Juwan Gary's 11 offensive rebounds against Kansas State on Dec. 17 were the most by a power conference player in 2023-24 as of Dec. 27. According to Sports Reference, only two power conference players - Kentucky's Oscar Tshiebwé (vs. Duke in 2021) and Washington's Nate Roberts (vs. Northern Illinois in 2021) - have grabbed more offensive boards in a game over the last five seasons.

a 46-32 deficit in the first five minutes of the second half. The Huskers had runs of 12-0 and 9-0 in the first nine minutes after halftime, as the Huskers eventually built a 57-51 lead.

North Dakota stayed within striking distance and was within 68-67 after B.J. Omot's basket with 4:33 left before Lawrence took over. The sophomore had eight of his 14 points in an 11-2 spurt that gave the Huskers a 10-point lead with 46 seconds left to finally subdue the Fighting Hawks.

Juwan Gary posted his second straight double-double with 12 points and 12 boards, while Brice Williams and Josiah Allick added 12 and 10 points, respectively.

## WORTH NOTING

- Nebraska's 10-2 record matches NU's best 12-game mark since opening the 1994-95 season with an 11-1 mark in its first 12 contests. The Huskers were also 10-2 on four other occasions (2003-04, 2007-08, 2010-11 and 2018-19) since 2003-04. Nebraska opened the season with seven straight wins, marking just the fifth time in program history that Nebraska opened the season with seven straight wins.

- Nebraska enters the South Carolina State game averaging 76.5 points per game. It is NU's highest points per game average since averaging 80.2 points per game in the 1995-96 season.

- Juwan Gary has posted back-to-back double-doubles entering Friday's game with South Carolina State. The last Husker with three straight double-doubles is Isaiah Roby from Feb. 10-18, 2018. Roby is the only Husker to post three straight double-doubles in the Big Ten era (2011-12 to present).

- After scoring 83 points against North Dakota, Nebraska is now 21-4 under Hoiberg when scoring at least 80 points, including 16-1 over the last three seasons. The only loss was a 104-100 quadruple overtime game at North Carolina State on Dec. 1, 2021. NU has won its last 14 games when reaching the 80-point plateau.

- Nebraska held Kansas State to 46 points in holding the Wildcats to its fewest points since the 2020-01 and third-fewest total at home since Bramlage Coliseum opened in 1988. It marked the fewest points NU allowed on the road since joining the Big Ten and was only the second time NU had held an opponent under 50 points on the road since the 2011-12 season. Nebraska allowed just 0.68 points per possession, its lowest total in the Big Ten era.

- One strength of the Huskers has been getting to the free throw line. NU has shot more free throws in 10 of 12 games in 2023-24 and its +67 differential ranks fourth in the Big Ten as of Dec. 28. After getting to the line a season-low four times at Kansas State on Dec. 17, NU went 14-of-19 from the line against North Dakota in its last contest.

- Nebraska enters Friday's game ranked fourth in the Big Ten in free throw shooting at 74.2 percent. While it is still early in the season, it is on pace to be one of NU's highest season percentages. NU has not shot over 74 percent from the foul line since the 2011-12 season when NU shot a school-record 76.6 percent.

Over the last seven games, Nebraska is shooting 82.2 percent (97-of-118) from the charity stripe, including the two best totals in Hoiberg's five seasons. NU's 19-of-20 effort against Cal State Fullerton on Nov. 26 was its best percentage (min. 20 att.) since going 20-of-21 (.952) against Minnesota on Nov. 26, 1995.

- The Huskers are 16-5 over the last 21 games dating back to Feb. 1, 2023. A big reason for that is NU's offense, as NU has averaged 75.5 ppg on 46 percent shooting in that stretch. NU posted its seventh 80-point game of the season against North Dakota. In the previous four seasons, NU had just 14 games of 80 or more points.

- Nebraska won its first seven games by 10 or more points. It was just the second time in over 100 years - the other was from Dec. 3-30, 1990 - that the Huskers won seven straight games by double figures.

- Nebraska's bench has provided a spark, averaging 22.3 points per game in the first 11 contests. The Huskers' leading scorer has come from the bench four times (Hoiberg-Lindenwood; Wilcher-Rider and North Dakota; Gary-Stony Brook) and NU has had 10 double-figure efforts from its bench in

### Season Highlights at a Glance

- 7-game win streak, longest since 2010-11
- First win over MSU since 2016
- First win over Kansas State since 2009
- First road win over K-State since 2006

### Fewest Points Allowed on Road (B1G era)

No.	Game (Date)	Points
1.	at K-State (12/17/2023)	46
2.	at Northwestern (2/8/2014)	49
3.	at Michigan State (2/16/2014)	51
4.	at Indiana (1/14/2019)	51
5.	at Creighton (12/4/2022)	53

### Free Throw Differential

No.	School	Margin
1.	Purdue	+140
2.	Maryland	+110
3.	Indiana	+84
4.	Nebraska	+67

### Best Single-Game FT Pct. Since 2019-20

No.	Opponent (Date)	FT-FTA	Pct.
1	Duquesne (11/22/23)	28-31	.903
2	Cal St Fullerton (11/26/23)	19-20	.950
3	at Iowa (2/13/22)	14-16	.875
4	vs. Auburn (12/11/22)	15-17	.882

### Offensive Improvement

Category	First 23	Since Feb. 1
Games	23	21
Points per Game	65.4	75.5
FG Pct.	.442	.462
3-Pt Pct.	.310	.344
3 Pt/Gam	6.3	8.3
70+ Games	7	16
80+ Games	3	7

### Consecutive Wins by Double Figures

No.	Years	Games
1.	1990-91	9
2.	1911-12	8
3.	2023-24	7
	1905-06 (4) & 1906-07 (3)	7

## TOP-10 PBA CROWDS

No.	Attend.	Opponent	Date
1.	15,998	Wisconsin	March 9, 2014
2.	15,991	Penn State	Feb. 25, 2018
3.	15,987	Tennessee-Martin	Nov. 28, 2014
4.	15,978	Northwestern	March 1, 2014
5.	15,960	Iowa	Feb. 25, 2022
6.	15,952	Iowa	Jan. 27, 2018
7.	15,950	Creighton	Dec. 8, 2018
8.	15,949	Arkansas State	Dec. 14, 2013
9.	15,946	South Dakota State	Nov. 15, 2019
10	15,945	Minnesota	Jan. 26, 2014

## RECORD AT PINNACLE BANK ARENA

Season	Wins	Losses	Pct.
2013-14	15	1	.938
2014-15	10	6	.625
2015-16	10	8	.556
2016-17	8	8	.500
2017-18	16	1	.941
2018-19	13	5	.722
2019-20	5	11	.313
2020-21	6	9	.400
2021-22	7	11	.368
2022-23	11	4	.733
2023-24	8	1	.889
<b>Totals</b>	<b>109</b>	<b>66</b>	<b>.623</b>

## 2023-24 MISC. STATS

### TEAM LEADERS

**Double-Figure Scoring Games:** .....Williams (10); Mast (8); Gary (8); Tominaga (6); Allick (4); Wilcher (4); Lawrence (3); Hoiberg (1); Rice (1)

**10+ Rebounding Games:** .....Mast (5); Gary (3)

**10+ Assist Games:** .....N/A

**Double-Doubles:** .....Mast (4); Gary (3)

**Triple-Doubles:** .....N/A

**20-Point Games:** .....Gary (2); Tominaga (2); Mast (1); Williams (1);

**30-Point Games:** .....N/A

**Games Leading NU in Scoring:** \* .....Mast (3); Gary (2); Williams (2); Tominaga (2); Wilcher (2); Hoiberg (1);

**Games Leading NU in Rebounding:** \* ..Mast (6); Gary (2); Allick (2); Williams (2); Lawrence (1)

**Games Leading NU in Assists:** \* .....Lawrence (5); Coleman (2); Williams (3); Mast (2); Allick (1); Tominaga (1)

**Games Leading NU in Blocks:** \* .....Williams (4); Wilcher (2); Gary (2); Allick (1); Coleman (1); Diop (1); Rice (1); Mast (1); Hoiberg (1); None (2)

**Games Leading NU in Steals:** .....Tominaga (3); Gary (3); Allick (2); Williams (2); Hoiberg (1); Lawrence (1); Wilcher (1).

## HUSKER DOUBLE-DOUBLES IN 2023-24

Player	Opponent	Totals
Mast	Florida A&M	20 pts./16 reb.
Mast	Rider	12 pts./13 reb.
Mast	vs. Oregon State	15 pts./13 reb.
Gary	vs. Oregon State	12 pts./10 reb.
Mast	at Kansas State	19 pts./12 reb.
Gary	at Kansas State	13 pts./18 reb.
Gary	North Dakota	12 pts./12 reb.

## HUSKER DOUBLE-DOUBLES BOARD

Player	2023-24	at Neb	Career*
Mast	4	4	24
Allick	0	0	11
Gary	3	4	6
Williams	0	0	4
Keita	0	1	1
Coleman	0	0	2
<b>Totals</b>	<b>7</b>	<b>9</b>	<b>48</b>

8.8

NU ranks second in the Big Ten with 8.8 3-pointers per game as of Dec. 27. NU has averaged more than 8.0 3-pointers/game just twice in program history (2001-02 and 2020-21).

2023-24 MBB QUICK FACTS

Location	Lincoln, Neb.
Founded	1869
Enrollment	23,600 (Fall 2023)
Nickname	Cornhuskers, Huskers
Colors	Scarlet & Cream
Affiliation	NCAA Division I
Conference	Big Ten Conference
Home Arena	Pinnacle Bank Arena
Capacity/Year Opened	15,000/2013
Chancellor	Rodney Bennett
Faculty Rep.	Scott M. Fuess Jr.
Vice Chancellor, Director of Athletics	Trev Alberts
Athletic Dept. Phone	(402) 472-4224
Assistant A.D./Ticketing	Holly Adam
Ticket Office Phone	(402) 472-3111 or 1-800-8BIGRED
Website	Huskers.com

BASKETBALL HISTORY

First year of basketball	1896-97
Regular-season conference titles (last)	7 (1950)
Postseason conference titles (last)	1 (1994)
All-time postseason appearances	26
All-time postseason record	24-25
NCAA Appearances (last)	7 (2014)
NIT Appearances (last)	19 (2019)

BASKETBALL STAFF

Head Coach	Fred Hoiberg (5th season)
Alma Mater (Year)	Iowa State (1995)
Assistant Coaches	Adam Howard (2nd season)
	Nate Loenser (3rd season)
	Ernie Zeigler (2nd season)
Director of Men's Basketball Strength and Conditioning	
Director of Basketball Strategies & Business Operations	Kurt Joseph
	Luca Virgilio
Asst. Director of Operations	Sheryl Burbach
Director of Player Development	Emmanuel Tommy
Video Coordinator	Michael Bania
Recruiting Coordinator	Padyn Borders
Graduate Managers	Nihilo Ibarra, Justin Moore,
	Joey St. Pierre
Athletic Trainer	Andrew McCabe
Equipment Manager	Pat Norris

2023-24 TEAM INFORMATION

2022-23 Record	16-16 (11-4 H, 4-9 A, 1-3 N)
Big Ten Record (Finish)	9-11 (t-11th)
Big Ten Championship	0-1, lost to Minnesota, 78-75
Postseason	None
Starters Returning/Lost	3/3
Lettermen Returning/Lost	7/6
Scholarship Newcomers	7

COMMUNICATIONS INFORMATION

Associate A.D./Communications	Keith Mann
Office Phone	(402) 472-2263
Sr. Assoc. Director/MBB Contact	Shamus McKnight
Office/Cell Phone	(402) 472-7772 / (402) 540-0268
E-Mail	smcknight@huskers.com
Press Row Phone	(402) 904-5925
Communications Mailing Address	P.O. Box 880123,
	800 Stadium Drive, Lincoln, NE 68588-0123

MEDIA WEBSITE

Media can access Nebraska's media site for headshots, the digital media guide, press conference videos and more.

Huskers.com/media

13.5

Nebraska leads the Big Ten and ranks 11th nationally in fewest fouls per game (13.5) entering this week's action. NU also ranked in the top 20 nationally in that category in 2022-23 (14.1, 16th).

2023-24. Juwan Gary's 20-point effort against Duquesne on Nov. 22 marked the seventh time under Fred Hoiberg that NU had a player score at least 20 points off the bench.

• C.J. Wilcher graduated earlier this month with a degree in child, youth & family studies but will go through graduation ceremonies during the spring. Wilcher, who began his collegiate career at Xavier before transferring to Nebraska before the 2021-22 season, is a three-time Nebraska Scholar-Athlete Roll member and earned Academic All-Big Ten honors in 2023. He will be the fifth college graduate on the 2023-24 Husker roster, joining Josiah Allick, Jarron Coleman, Rienk Mast and Brice Williams.

FINDING BALANCE

Nebraska relied on its depth and balance early in the season. While the Huskers have four players averaging double figures, three others are between 5.5 and 6.4 ppg.

• Nebraska has four players averaging double figures, which ties for the most in the Big Ten. NU is one of seven Big Ten teams with four double-figure scorers (also Purdue, Iowa, Michigan, Minnesota, Ohio State and Indiana) entering this week's action.

• Nebraska has had nine different players reach double figures and have six different leading scorers through the first 12 games. Rienk Mast is the only player to lead NU in scoring more than twice in 2023-24.

• No Husker averages more than 29.3 minutes per game, while eight players are averaging at least 15 minutes per game.

• NU has gotten at least one double-figure effort from its bench in 10 of 12 contests.

GARY RETURNS BETTER THAN EVER

After his 2022-23 season was cut short with a left shoulder injury that required surgery, Juwan Gary has come back playing some of the best basketball of his career. During his rehab, Gary spent extensive time working on his shooting mechanics and the work has paid off.

• He leads Nebraska in scoring (14.2 ppg) and field goal percentage (.543) since returning to action on Nov. 15. He also tops NU in steals (1.4 spg) and is second in rebounds (7.3 rpg).

• Gary already has eight double-figure games in his first nine contests after having just nine last year and just 20 in 75 career games entering 2023-24.

• He comes off his second straight double-double with 12 points and 12 rebounds against North Dakota on Dec. 20. He has half of his six career double-doubles in 2023-24.

• Gary was dominant in NU's win at Kansas State on Dec. 17 with 13 points and a career-high 18 rebounds. His 18 boards shattered his previous career high of 11 set three other times, while his 11 offensive boards were the second-highest total by a Division I player this season.

• He recorded his second career 20-point game against Michigan State, hitting 8-of-11 shots from the field and adding three rebounds and three steals in NU's win over the Spartans. He moved into the starting lineup for the first time this year as Josiah Allick missed the game with an injury.

• His performance against MSU marked the third time in seven games that he tied or eclipsed his career high in points.

• Gary collected his first double-double of the season against Oregon State with 12 points and 10 boards in just 21 minutes of work.

TOMINAGA RETURNS TO ALL-BIG TEN FORM

Nebraska's lineup has been boosted by the return of fifth-year senior Keisei Tominaga. He is second on the team in scoring at 13.5 points per game while shooting 43 percent from the field and 33 percent from 3-point range.

• He led NU's comeback against North Dakota, scoring seven of his 11 second-half points in a 12-0 run that helped erase a 14-point deficit. He finished with 15 points, his sixth double-figure effort of the season.

• Tominaga had nine points and set career highs in both assists (four) and steals (five) at Kansas State on Dec. 17. The five steals were the most by a Husker since Sam Griesel had five steals at Penn State last January.

• In a five-game stretch from Nov. 21-Dec. 3, he averaged 16.8 ppg on 58 percent shooting, including 44 percent from 3-point range.

Juwan Stepping Up Offensively

Category	2022-23	2023-24
PPG	9.5	14.2
RPG	6.5	7.3
FG Pct.	.438	.543
3-Pt. Pct.	.263	.394
FT. Pct.	.621	.682

Highest Offensive Rebound Games in 2023-24

No.	Name (School)	Off Reb.	Opponent
1.	Aaron Cash (UT-Arlington)	12	North Texas-Dallas
2.	Juwan Gary (Nebraska)	11	at Kansas State
	Andrew Morgan (North Dakota State)	11	at Western Michigan
	Drew Cisse (Western Illinois)	11	South Dakota

Most Offensive Boards by a Husker (Big Ten Era)

No.	Player	Off Reb.	Opp.	Date
1.	Juwan Gary	11	at Kansas St.	12/17/23
	Tanner Borchardt	11	at Illinois	2/2/19
3.	Yvan Ouedraogo	10	NW	3/1/20
4.	Juwan Gary	8	Maine	11/7/22
-	Walter Pitchford	8	at Iowa	12/31/13

NU All-Time Preseason All B1G

Husker	Year
Keisei Tominaga	2022-23
James Palmer Jr.	2018-19
Terran Petteway	2014-15

4

The 14-point deficit against North Dakota was NU's largest comeback of the season and fourth time under Fred Hoiberg that Nebraska has overcome a double-digit deficit. It was also NU's largest comeback vs. a non-conference foe since the 2014-15 season.

2

Number of power conference players averaging at least 10 points, nine rebounds and three assists per game this season as of Dec. 27 - Nebraska's Rienk Mast and Duke's Kyle Filipowski. Only six Division I players are averaging those marks in 2023-24.

- He posted his 12th career 20-point game against No. 15 Creighton on Dec. 3, finishing with 20 points on 8-of-16 shooting.

- Tominaga has a season-high 23 points versus Duquesne on Nov. 18, including 9-of-10 from the foul line.

- He had a perfect shooting performance against Cal State Fullerton on Nov. 26, as he went 5-of-5 from the field, including 3-of-3 from 3-point range, and 4-of-4 from the foul line.

Prior to Tominaga, the last player to have at least 15 points on a perfect shooting night was David Rivers at Michigan State on Jan. 13, 2013 (8-8 FG, 1-1 3Pt, 1-1 FT). According to Sports Reference, only five power conference players have totaled at least 15 points on a perfect shooting night this season as of Dec. 28.

#### Power Conference Players with at Least 15 Points on Perfect Shooting

Player	School	Opponent	Date	FG	3Pt	FT	Pts
Tristan Da Silva	Colorado	Pepperdine	Dec. 3	5-5	2-2	10-10	22
Keisei Tominaga	Nebraska	Cal State Fullerton	Nov. 26	5-5	3-3	4-4	17
Olivier Nkamhoua	Michigan	Youngstown State	Nov. 10	7-7	1-1	2-2	17
Brycen Long	Arizona St.	San Diego	Dec. 9	4-4	4-4	3-3	15
Jaylen Blakes	Duke	Charlotte	Dec. 9	5-5	3-3	2-2	15

Tominaga was named to the preseason All-Big Ten team, becoming just the third Husker to receive the honor since Nebraska joined the conference in the 2011-12 season. Last season, he averaged 13.1 points per game on 53 percent shooting, including 40 percent from 3-point range, while appearing in all 32 contests. Tominaga led the Huskers in 3-pointers with 66 and was one of only six players nationally to average double figures and shoot 50 percent from the field, 40 percent from 3-point range and 85 percent from the foul line.

#### NEW FACES, NEW ROLES

Nebraska made a big splash in the transfer portal, adding five players to the roster, and their impact is already being felt during the early portion of the season. The group of Josiah Allick (New Mexico), Jarron Coleman (Bradley), Rienk Mast (Bradley), Ahron Ulis (Iowa) and Brice Williams (Charlotte) combined for more than 4,300 points, 2,100 rebounds and 800 assists entering this year.

- Mast is averaging 13.0 points per game while leading the Huskers in rebounding (9.9 rpg) and assists (3.0 apg). Mast currently ranks second in the Big Ten in rebounding and 17th in assists. The 6-foot-10 forward has been in double figures eight times, highlighted by a 20-point, 16-rebound effort against Florida A&M and 19 points and 12 rebounds against Kansas State. He leads NU with four double-doubles and has 24 for his career. Mast missed NU's most recent game after a procedure on Dec. 18, and is not expected back until early January.

- Williams has started all 13 contests and is second in scoring at 13.5 points per game to rank 22nd in the Big Ten. Williams, who is third on the team in assists per game (2.3 apg) is shooting 44 percent from the field, 35 percent from 3-point range and 87 percent from the foul line. The 6-foot-7 guard has been in double figures 10 times this season, highlighted by a 25-point effort in the win against Oregon State on Nov. 17 and had 18 points, six rebounds and four assists at Minnesota on Dec. 6. Williams is 37 points away from the 1,000-point plateau for his career and nine rebounds away from 400 for his career.

- Allick has been a presence inside, averaging 6.7 points per game and 5.1 rebounds per game. Allick has four double-figure efforts this season, including 12 points, seven rebounds and five assists vs. Duquesne. He made his first start since Dec. 3 against North Dakota, finishing with 12 points and six rebounds in 32 minutes.

- Coleman has come off the bench in nine contests and is fourth on the team in assists at 2.2 per game while posting a 1.8-to-1 assist-to-turnover ratio.

#### Adding Experience (Entering South Carolina State Game)

Player	Last School	GP/Starts	Points	Rebounds	Assists
Josiah Allick	New Mexico	114/94	1,079	658	116
Jarron Coleman	Ball State	114/86	1,184	487	354
Rienk Mast	Bradley	99/90	1,144	766	184
Ahron Ulis	Iowa	84/27	333	134	160
Brice Williams	Charlotte	100/39	963	391	100
<b>Totals</b>		<b>511/336</b>	<b>4703</b>	<b>2436</b>	<b>914</b>

#### MAST'S MASSIVE NIGHT

Rienk Mast put together a strong performance in Nebraska's win against Florida A&M on Nov. 9. The 6-foot-10 forward had game highs of 20 points and 16 rebounds for his first double-double as a Husker.

- He became the first Husker in the Big Ten era (2011-12 to present) to have a game with at least 20 points and 15 rebounds, and the first Husker to do so since All-Big 12 performer Aleks Maric in 2008.

- Since 1990, only six Huskers have had games with at least 20 points and 15 rebounds. That list includes Aleks Maric, Kimani Ffriend, Venson Hamilton, Mikki Moore and Eric Piatkowski.

Huskers with 20+ Points/15+ Rebounds (Since 1990)					
Name	Opponent	Date	Pts.	Reb.	
<b>Rienk Mast</b>	<b>FAMU</b>	<b>11/9/23</b>	<b>20</b>	<b>16</b>	
Aleks Maric	Missouri	2/13/08	32	16	
Aleks Maric	Alabama A&M	11/17/07	21	16	
Aleks Maric	Missouri	2/24/07	31	19	
Aleks Maric	vs. Houston	12/23/06	21	15	
Aleks Maric	at Iowa State	2/15/06	37	16	
Kimani Ffriend	Baylor	1/22/00	21	19	
Venson Hamilton	Okla. St.	2/17/99	20	15	
Mikki Moore	at Nevada	3/18/97	21	15	
Eric Piatkowski	Kent	12/5/92	23	16	
Eric Piatkowski	E. Wash.	12/21/91	23	15	

#### HUSKERS IN THE PROS

A total of 23 former Huskers are playing professionally around the world during the 2023-24 season.

#### NBA/G LEAGUE

Player (Years at NU)	Team
Dalano Banton (2020-21)	Boston Celtics
Bryce McGowens (2022)	Charlotte Hornets
Isaiah Roby (2017-19)	Westchester Knicks/G League
Trey McGowens (2020-22)	Long Island Nets/G League

#### HUSKERS PLAYING OVERSEAS

Player (Years at NU)	Country
Sek Henry (2007-10)	Turkey
Caleb Walker (2011-12)	France
Jorge Brian Diaz (2010-12)	Puerto Rico
Ray Gallegos (2010-14)	Mexico
Shavon Shields (2013-16)	Italy
Leslee Smith (2014-15)	England
Tai Webster (2014-17)	Australia
Jack McVeigh (2016-18)	Australia
Anton Gill (2017-18)	Colombia
Glynn Watson Jr. (2016-19)	Germany
James Palmer Jr. (2018-19)	Turkey
Isaac Copeland Jr. (2018-19)	Saudi Arabia
Dachon Burke Jr. (2019-20)	Lithuania
Matej Kavas (2020)	Austria
Thorir Thorjarnarson (2018-21)	Iceland
Shamuel Stevenson (2010-21)	Croatia
Lat Mayen (2021-22)	Australia
Alonzo Verge Jr. (2022)	Qatar
Sam Griesel (2023)	Germany
Derrick Walker (2021-23)	Spain



#### MCGOWENS HELPS USA TO GOLD

Former Nebraska men's basketball player Trey McGowens earned a gold medal this past October, leading Team USA to a gold medal in the FIBA 3x3 U23 World Cup on Sunday in Lublin, Poland.

McGowens, who played at Nebraska for two seasons (2020-22), was named MVP of the Tournament and named to the Team of the Tournament, as the United States went 7-0. McGowens, who played for the Long Island Nets in the NBA G League last season, led all tournament players with 54 points during the competition.

At Nebraska, McGowens was a two-year starter for the Huskers (2020-22). He averaged 9.2 points, 4.0 rebounds, 2.0 assists and 1.5 steals per game at NU while he was often assigned to the opponent's top perimeter scoring threat.



HUSKER MBB RADIO SHOW

The Husker Basketball Radio Show airs throughout the 2023-24 season across the Huskers Radio Network. Join hosts Greg Sharpe and Jessica Coody with Head Coach Fred Hoiberg or a member of the Husker Basketball Coaching staff each week. The show typically airs on Monday nights during the season. A complete schedule is below.

The show can be heard across Huskers Radio Network stations and for free on Huskers.com. Fans are encouraged to text their questions to (402) 413-2400 and join the discussion. Fans can also watch for free on the internet at YouTube.com/Huskers.

Date .....	Time
Monday, November 20.....	6 p.m.*
Monday, November 27.....	6 p.m.*
Monday, December 4.....	6 p.m.
Monday, December 11.....	6 p.m.
Monday, December 18.....	6 p.m.
Thursday, December 28.....	7 p.m.
Tuesday, January 2.....	6 p.m.
Monday, January 8.....	6 p.m.*
Monday, January 15.....	6 p.m.
Monday, January 22.....	6 p.m.
Monday, January 29.....	6 p.m.
Monday, February 5.....	6 p.m.*
Monday, February 12.....	6 p.m.
Monday, February 19.....	6 p.m.
Monday, February 26.....	6 p.m.
Monday, March 4.....	6 p.m.
Monday, March 11.....	6 p.m.

\*-Taped segments

HOIBERG'S HUSKER TIES

While Fred Hoiberg grew up in Ames and played his high school (Ames High School) and college basketball (Iowa State) there, he was born in Lincoln and has numerous ties to the city and to the University of Nebraska.

- Fred's father (Eric) and mother (Karen) both earned their undergraduate degrees from Nebraska in 1966. In fact, Eric earned his undergraduate degree, Master's degree, and Ph.D. in sociology from the university.
- His maternal grandfather was former Husker basketball coach Jerry Bush. Known as the "Big Bear of the Coliseum," Bush guided NU from 1955 to 1963, and directed two of the greatest upsets ever – a 43-41 victory over top-ranked Kansas and Wilt Chamberlain, and a 55-48 victory over No. 4 Kansas State and Olympian Bob Boozer during the 1957-58 campaign.
- His paternal grandfather (Otto) received his Master's Degree and Ph.D from Nebraska. He joined the faculty of the University of Nebraska in 1948, where he taught sociology and served as director of the community development program in the University of Nebraska Extension Division.
- Fred's son (Sam) is in his third season on the Husker basketball team after walking on. Fred and Sam are one of 22 father-son duos in Division I this season.

2 Nebraska matched a school record with two turnovers in the win over Duquesne on Nov. 22, matching a record originally set in 2013. As of Dec. 28, it ties for the lowest total by a power conference team in 2023-24.

- Mast's 16 rebounds were the most by a Husker since Yvan Ouedraogo had 19 rebounds against Northwestern on March 1, 2020, and the second-highest rebound total in Hoiberg's four-plus seasons at Nebraska.
- Mast and Duke's Kyle Filipowski are the only two power conference players averaging 10.0 points, 9.0 rebounds and 3.0 assists per game as of Dec. 28.

IMPROVED BOARD WORK

One area where Nebraska has made improvement is on the glass. The additions of Rienk Mast, Josiah Allick and Brice Williams along with the return of Juwan Gary have made the Huskers a solid rebounding team.

- Nebraska has a +5.2-rebound margin through Dec. 28 to rank sixth in the Big Ten. Last season the Huskers were 11th in rebound margin (-1.0).
- NU had a positive rebound margin (+3.1) prior to Juwan Gary's season-ending injury last January. Gary was second on the team in rebounding (6.5 rpg) and 15th in the Big Ten in that category on Jan. 10. Over the final 16 games of the 2022-23 season, NU was outrebounded by 5.1 rebounds per game.
- Mast (MVC) and Allick (Mountain West) both ranked second in their respective conferences in 2022-23 in rebounding, while Williams was 15th in Conference USA. In addition, Mast led the MVC in rebounding during the 2021-22 season.
- Nebraska has out-rebounded only three times in the first 12 games this season.
- NU out-rebounded four straight opponents by at least 10 boards from Nov. 9-18, the first time that happened since the first four games of the 2004-05 season.
- Nebraska grabbed a season-high 57 rebounds in the win over Kansas State on Dec. 17, the highest total by a Husker team since 1999.

Improving on the Boards	
Season	Reb Margin (B1G Rk.)
2023-24	+5.2 (6th)
2022-23	-1.0 (11th)
2021-22	-7.0 (14th)
2020-21	-3.0 (14th)
2019-20	-9.6 (14th)
2018-19	-2.3 (112th)

A QUICK LOOK AT THE HUSKERS

Nebraska entered the 2023-24 season with its most experienced roster in Fred Hoiberg's five seasons at the helm. The Huskers returned seven letterwinners and three redshirts while adding seven new players to the roster.

- For the first time since 2018-19 and the third time since 2012-13, the Huskers return more than 50 percent of their scoring from the previous year.
- NU also returned 86 starts, which is the most since the 2018-19 NIT team. That breakdown is as follows: C.J. Wilcher (26); Keisei Tominaga (25); Juwan Gary (17); Jamarques Lawrence (12); Blaise Keita (5); Sam Hoiberg (1).
- The Huskers return five of their top eight scorers from a year ago, as Keisei Tominaga's 13.1 ppg is the highest for a Husker returnee since James Palmer Jr. in 2018-19 (17.2 ppg).
- The 2023-24 Huskers are an experienced bunch with nine of the 13 scholarship players in at least their fourth season of college basketball. The group features one sixth-year senior in Jarron Coleman and five others who are in their fifth season of college basketball.
- The 2023-24 roster combined for 766 appearances, including 409 starts, at the Division I level entering the season. That does not include two seasons of junior college basketball for both Keisei Tominaga and Blaise Keita.

TOMINAGA, MAST SPEND SUMMERS WITH NATIONAL TEAMS

A pair of Huskers spent the summer representing their national teams in international events. Rienk Mast represented the Netherlands in the FIBA Olympic Pre-Qualifying Tournament in Turkey, while Keisei Tominaga played for Japan in the FIBA World Cup.

- Mast played in all three games for the Netherlands, averaging 6.0 points, 6.0 rebounds and 1.3 assists per game as the team posted a 1-2 record. His best performance was an eight-point, seven-rebound effort in a win over Belgium.
- Tominaga played in all five games for Japan, averaging 11.4 points per game in helping the team qualify for the 2024 Paris Olympics as the highest finishing team from Asia. He was named player of the game in the win over Cape Verde, finishing with 22 points on 8-of-11 shooting from the field, including 6-of-8 from 3-point range. Of the five NCAA players who played in the World Cup, Tominaga was the only one to average double figures.

NCAA Players in 2023 FIBA World Cup

Player	School/Country	GP	MGP	PPG	RPG	APG
Keisei Tominaga	Nebraska/Japan	5	17.9	11.4	1.2	1.4
Zach Edey	Purdue/Canada	5	4.6	3.8	1.4	0.4
Miro Little	Baylor/Finland	5	17.5	5.0	1.8	4.6
Olivier Nkamhoua	Michigan/Finland	5	18.2	8.0	3.8	2.0
Adam Moussa	Tarleton State/Egypt	5	11.8	2.0	0.6	1.4

HUSKER ROSTER HAS INTERNATIONAL FLAVOR

NU's roster has had an international flavor in recent seasons and that trend will continue in 2023-24. Four Huskers hail from overseas, including Keisei Tominaga (Moriyama Nagoya Aichi, Japan), Matar Diop (Dakar, Senegal), Blaise Keita (Bamako, Mali), and Rienk Mast (Groningen, Netherlands).



In five seasons under Hoiberg, NU has had players on its roster from a host of countries, including Australia, Canada, England, France, Iceland, Lithuania, and Slovenia.

## FAMILY TIES

Several members of the 2023-24 Huskers have family members who have played basketball at the college or professional levels. The list is led by Fred Hoiberg, who played in the NBA for a decade after a standout career at Iowa State. In addition, Ramel Lloyd was a Parade All-American who scored over 1,600 points at the college level at Syracuse and Long Beach State, while Henry Williams scored a school-record 2,383 points at Charlotte and his number 34 jersey was retired by the school. Keisei Tominaga's father didn't play college basketball but was a center on the Japanese national team at the 1998 FIBA World Championship and played professionally in Japan for a decade.

Player	Relative	College (Sport)
Josiah Allick	Bekka (Sister)	Nebraska (VB)
	Bill Ziegelbein (Stepfather)	Nebraska (FB)
	Colleen Ziegelbein (Mother)	Northwest Missouri State (WBB)
	Melvin (Father)	UNLV (Swimming)
Sam Hoiberg	Fred (Father)	Iowa State/NBA (MBB)
	Jack (Brother)	Michigan State/UT-Arlington (MBB)
Keisei Tominaga	Hiroyuki (Father)	Played Internationally for Japan (MBB)
Ramel Lloyd Jr.	Ramel Sr. (Father)	Syracuse/Long Beach State (MBB)
Ahron Ullis	Tyler (Brother)	Kentucky/NBA (MBB)
C.J. Wilcher	Sergio (Father)	Morgan State (MBB)
	Simeon (Brother)	St. John's (MBB)
Brice Williams	Henry (Father)	Charlotte (MBB)

## NBA COACHES: BACK TO SCHOOL

Fred Hoiberg is one of eight active NCAA coaches to have coached in the NBA, as he spent three-plus seasons with the Chicago Bulls from 2015 to 2018. Hoiberg's 270 regular-season NBA games rank third among the eight former NBA coaches in the collegiate ranks.

### Division I Coaches with NBA Head Coaching Experience

Coch, School	NBA Head Coach, Years
John Calipari, Kentucky	New Jersey, 1996-99
Leonard Hamilton, Florida State	Washington, 2000-01
Fred Hoiberg, Nebraska	Chicago, 2015-18
Eric Musselman, Arkansas	Golden State, 2002-04; Sacramento, 2006-07
Rick Pitino, St. John's	New York, 1987-89; Boston, 1997-2001
Reggie Theus, Bethune-Cookman	Sacramento, 2007-09
Darrell Walker, Arkansas Little Rock	Toronto, 1996-98; Washington, 1999-2000
Mike Woodson, Indiana	Atlanta 2004-2010; New York, 2011-14

## QUICK HITTERS

• Nebraska improved its win total from 10 to 16 games in 2022-23. NU was one of four Big Ten teams which increased its win total by at least six games last season (also Northwestern, Maryland and Penn State). Of Nebraska's 16 losses this season, 12 were against NCAA Tournament qualifiers.

Nebraska has improved its season record in each of the last three years under Fred Hoiberg and increased its win total in each of the last two seasons. If Nebraska can increase its win total in 2023-24, it will mark the first time since the mid-1960s (1963-64 to 1965-66) that the Huskers increased their win total for three straight years.

• Nebraska's nine Big Ten wins were the most since winning a school-record 13 Big Ten games in 2017-18. It was NU's third-highest conference win total since joining the Big Ten in 2011-12. In all, 11 Big Ten teams reached postseason play, including eight NCAA Tournament teams, in 2022-23.

• Nebraska had multiple All-Big Ten selections with Derrick Walker and Keisei Tominaga. It marked the first time since 2017-18 that NU had multiple all-conference picks. Walker became the first Husker to receive second team or higher All-Big Ten honors since James Palmer Jr. in 2017-18.

## SINGLE-GAME AND WINTER BREAK TICKETS ON SALE NOW

Single-game tickets for the 2023-24 Nebraska men's basketball season are on sale now. 300 Level seats are now available for all 2023-24 games. The Big Ten Conference games are priced at \$11 apiece.

In addition, 100 Level seats for Nebraska's four remaining winter break games are now on sale. That features matchups with defending Big Ten champion Purdue, as well as NCAA Tournament qualifiers Indiana and Northwestern. Tickets are priced at \$22 apiece (including fees) for Friday's game with South Carolina State and \$27 apiece (including fees) for each of the three Big Ten matchups. Tickets can be purchased by visiting Huskers.com/Tickets or calling the Nebraska Athletic Ticket Office at 800-8-BIG-RED during business hours (8 a.m.-5 p.m., Monday-Friday).

## DOUBLE-DIGIT RUNS IN 2023-24

Nebraska has totaled nine double-figure runs this season, including a 20-0 run against Oregon State on Nov. 18. It marked the second 20-0 run in two seasons, as NU had one against Iowa on Dec. 29, 2022.

Run	Opponent	Time (Half)
20-0	vs. Oregon State	10:54-2:51 (1st)
17-0	Rider	10:19-1:30 (2nd)
13-0	Duquesne	13:14-9:38 (2nd)
12-0	at Kansas State	14:45-5:06 (2nd)
12-0	Florida A&M	15:20-11:31 (1st)
12-0	North Dakota	19:00-15:13 (2nd)
10-0	Lindenwood	6:29-4:07 (1st)
10-0	Florida A&M	6:29-4:27 (1st)
10-0	Florida A&M	0:47 (1st)-16:02 (2nd)

## HUSKERS COMPLETE SPAIN TRIP WITH 3-0 MARK

Nebraska made its first overseas trip since 2019 and went 3-0 against teams in Madrid (89-84, OT), Valencia (86-83) and Barcelona (82-62) despite having just nine players available for the trip.

C.J. Wilcher led five Huskers who averaged double figures with 17.0 ppg, while Brice Williams (16.3 ppg) and Eli Rice (16.0 ppg) both averaged at least 16 points per game. Redshirt freshman Cale Jacobsen led NU in rebounding at 8.3 per game and tied Jarmarques Lawrence for the team high in assists per game (4.3 apg).

## HUSKER COACHING STAFF RETURNS INTACT

Nebraska's full-time coaching staff remains the same as it was during the 2022-23 season with Nate Loenser, Adam Howard and Ernie Zeigler joining Head Coach Fred Hoiberg on the Husker bench.

• Loenser begins his third season on the Husker staff. He joined the Husker program after spending five seasons with the Chicago Bulls organization. Loenser was an assistant coach for the Bulls under both Fred Hoiberg and Jim Boylan for three seasons. He also served as the Bulls' video coordinator and head coach of the Windy City Bulls. Loenser worked with Hoiberg at Iowa State for two seasons.

• Howard is in his second year on the coaching staff. He was selected to participate in the 2023 TopConnect Basketball Symposium, an event featuring some of the nation's top assistant coaches. Prior to joining the NU staff, he spent four years at South Alabama, helping the program to 75 wins in that span after the program had seven straight losing seasons. In 2021-22, South Alabama won 21 games, the school's highest total since 2008. Howard also coached at Troy, Tennessee, Southern Miss and Morehead State after playing collegiately at Western Kentucky.

• Zeigler is also in his second year at Nebraska. He joined the NU staff in August of 2022 after spending six years on Ben Howland's staff at Mississippi State. The Bulldogs had four postseason appearances between 2018-22. Zeigler spent six seasons as the head coach at Central Michigan (2007-12) and previously served stints at UCLA, Pittsburgh, Kansas State, Detroit, and Bowling Green.

# 1.44

Nebraska's assist-to-turnover ratio this season, which is sixth in the Big Ten as of Dec. 27. NU's best assist-to-turnover ratio in the last decade is 1.32, set in the 2018-19 season. That season, NU had 9.96 turnovers per game, the lowest average since assists were tracked in 1978-79.

## NEBRASKA BASKETBALL RADIO/TV ROSTER



**0 | C.J. WILCHER**  
Jr. | G | 6-5 | 214



**1 | SAM HOIBERG**  
So. | G | 6-0 | 183



**2 | RAMEL LLOYD JR.**  
RFr. | G | 6-6 | 210



**3 | BRICE WILLIAMS**  
Jr. | G | 6-7 | 213



**4 | JUWAN GARY**  
Jr. | F | 6-6 | 221



**5 | AHRON ULIS**  
Jr. | G | 6-3 | 190



**9 | JARRON COLEMAN**  
Sr. | G | 6-5 | 213



**10 | JAMARQUES LAWRENCE**  
So. | G | 6-3 | 182



**11 | ELI RICE**  
Fr. | G | 6-8 | 213



**15 | BLAISE KEITA**  
Jr. | F | 6-11 | 257



**21 | MATAR DIOP**  
Fr. | F | 6-10 | 213



**24 | JEFFREY GRACE III**  
So. | G | 6-3 | 197



**30 | KEISEI TOMINAGA**  
Sr. | G | 6-2 | 179



**31 | CALE JACOBSEN**  
RFr. | G | 6-4 | 20



**35 | HENRY BURT**  
RFr. | F | 6-7 | 216



**51 | RIENK MAST**  
Jr. | F | 6-10 | 248



**53 | JOSIAH ALLICK**  
Sr. | F | 6-8 | 231



**FRED HOIBERG**  
Head Coach



**ADAM HOWARD**  
Assistant Coach



**NATE LOENSER**  
Assistant Coach



**ERNIE ZEIGLER**  
Assistant Coach




**KURT JOSEPH**  
Director of Men's Basketball Strength & Conditioning



**LUCA VIRGILIO**  
Director of Basketball Strategies & Business Operations



**EMMANUEL TOMMY**  
Director of Player Development



**MICHAEL BANIA**  
Video Coordinator



**PADYN BORDERS**  
Recruiting Coordinator



**SHERYL BURBACH**  
Assistant Director of Basketball Operations



**ANDREW MCCABE**  
Athletic Trainer



**PAT NORRIS**  
Equipment Manager




**JAKE BLATTNER**  
Performance Nutrition Coordinator




**MATT THOME**  
NAPL Director



**NIHI IBARRA**  
Graduate Manager



**JUSTIN MOORE**  
Graduate Manager



**JOEY ST. PIERRE**  
Graduate Manager



**2023-24**  
Nebraska Roster





## BROADCAST NOTES

## 2023-24 RECORD

10-2/1-1 Big Ten

## LAST GAME

Wed., Dec. 20  
North Dakota..... W, 83-75

## UPCOMING GAMES

Fri., Dec. 29  
South Carolina St. ... 6:30 p.m./B1G+Wed., Jan. 3  
Indiana..... 8 p.m./BTNSat., Jan. 6  
at Wisconsin..... 1:15 p.m./BTN

## HEAD COACH

Fred Hoiberg (Iowa St., 1995)  
Nebraska: 50-85 / 5th  
Career: 165-141 / 10th

## ASSISTANTS

Adam Howard, 2nd season  
Nate Loenser, 3rd season  
Ernie Zeigler, 2nd season

## 2023-24 SCHEDULE

NOV  
6 Lindenwood ..... W, 84-52  
9 Florida A&M ..... W, 81-54  
13 Rider ..... W, 64-50  
15 Stony Brook ..... W, 84-63  
18 vs. Oregon State ..... W, 84-63  
22 Duquesne ..... W, 89-79  
26 Cal State Fullerton..... W, 85-72DEC  
3 No. 15 Creighton..... L, 60-89  
6 at Minnesota \* ..... L, 65-76  
10 Michigan State \* ..... W, 77-70  
17 at Kansas State ..... W, 62-46  
20 North Dakota..... W, 82-75  
29 South Carolina StateJAN  
3 Indiana \*  
6 at Wisconsin \*  
9 Purdue \*  
12 at Iowa \*  
17 at Rutgers \*  
20 Northwestern \*  
23 Ohio State \*  
27 at Maryland \*FEB  
1 Wisconsin \*  
4 at Illinois \*  
7 at Northwestern \*  
10 Michigan \*  
17 Penn State \*  
21 at Indiana \*  
25 Minnesota \*  
29 at Ohio State \*MARCH  
3 Rutgers \*  
10 at Michigan \*  
13-  
17 at Big Ten Tournament  
\*Big Ten Game

## C.J. WILCHER (WILL-CHUR)

G / 6-5 / 214 / Jr. / Plainfield, N.J.



	GP/GS	PPG	RPG	APG	SPG	FG%	3PT%	FT%
Season	12/2	6.9	2.0	1.0	0.3	.453	.375	.833
B1G	2/0	9.5	2.5	1.5	0.0	.545	.500	1.000
Career	90/29	7.1	2.1	1.0	0.6	.431	.363	.671

## SAM HOIBERG

G / 6-0 / 183 / So. / Lincoln, Neb.



	GP/GS	PPG	RPG	APG	SPG	FG%	3PT%	FT%
Season	12/0	4.0	2.3	1.2	0.8	.421	.429	.583
B1G	2/0	2.5	1.5	2.0	0.5	.250	.500	1.000
Career	33/1	4.1	2.0	0.6	0.7	.494	.419	.750

## RAMEL LLOYD JR.

G / 6-6 / 210 / RFr. / Long Beach, Calif.



	GP/GS	PPG	RPG	APG	SPG	FG%	3PT%	FT%
Season	0/0	0.0	0.0	0.0	0.0	.000	.000	.000
B1G	0/0	0.0	0.0	0.0	0.0	.000	.000	.000
Career	0/0	0.0	0.0	0.0	0.0	.000	.000	.000

## BRICE WILLIAMS

G / 6-7 / 213 / Jr. / Huntersville, N.C.



	GP/GS	PPG	RPG	APG	SPG	FG%	3PT%	FT%
Season	12/12	13.5	5.2	2.3	0.7	.438	.354	.867
B1G	2/2	16.0	4.5	2.0	1.5	.522	.400	.750
Career	100/39	9.6	3.9	1.0	0.5	.461	.389	.803

## JUWAN GARY

F / 6-6 / 221 / Jr. / Columbia, S.C.



	GP/GS	PPG	RPG	APG	SPG	FG%	3PT%	FT%
Season	9/3	14.2	7.3	1.2	1.4	.543	.394	.682
B1G	2/1	15.5	3.5	1.5	2.5	.722	.400	.750
Career	85/38	7.0	4.2	0.5	0.8	.500	.271	.604

## JARRON "BOOGIE" COLEMAN

G / 6-5 / 213 / Sr. / Indianapolis, Ind.



	GP/GS	PPG	RPG	APG	SPG	FG%	3PT%	FT%
Season	9/0	2.1	2.2	2.2	0.2	.185	.125	.636
B1G	1/0	0.0	0.0	0.0	0.0	.000	.000	.000
Career	114/86	10.4	4.3	3.1	0.9	.398	.337	.716

## JAMARQUES LAWRENCE

G / 6-3 / 182 / So. / Plainfield, N.J.



	GP/GS	PPG	RPG	APG	SPG	FG%	3PT%	FT%
Season	12/12	6.3	3.9	2.9	0.7	.338	.250	.684
B1G	2/2	9.0	5.0	2.5	0.5	.429	.500	.750
Career	40/24	5.4	2.7	1.6	0.5	.380	.330	.500

## ELI RICE

F / 6-8 / 213 / Fr. / Gallatin, Tenn.



	GP/GS	PPG	RPG	APG	SPG	FG%	3PT%	FT%
Season	9/0	3.7	1.1	0.2	0.0	.409	.400	.643
B1G	1/0	3.0	0.0	0.0	0.0	1.000	1.000	.000
Career	9/0	3.7	1.1	0.2	0.0	.409	.400	.643

## MATAR DIOP

F / 6-10 / 213 / Fr. / Dakar, Senegal



	GP/GS	PPG	RPG	APG	SPG	FG%	3PT%	FT%
Season	7/0	1.0	0.9	0.4	0.0	.500	.000	.500
B1G	1/0	0.0	0.0	1.0	0.0	.000	.000	.000
Career	7/0	1.0	0.9	0.4	0.0	.500	.000	.500

## KEISEI TOMINAGA

G / 6-2 / 179 / Sr. / Moriama Nagoya Aichi, Japan



	GP/GS	PPG	RPG	APG	SPG	FG%	3PT%	FT%
Season	10/10	13.5	2.0	1.0	1.1	.431	.333	.844
B1G	2/2	9.5	0.0	0.5	0.5	.294	.273	1.000
Career	72/35	10.1	1.6	0.7	0.7	.454	.365	.856

## CALE JACOBSEN

G / 6-4 / 200 / RFr. / Ashland, Neb.



	GP/GS	PPG	RPG	APG	SPG	FG%	3PT%	FT%
Season	7/0	0.7	0.1	0.3	0.1	.667	.000	.250
B1G	1/0	0.0	0.0	0.0	0.0	.000	.000	.000
Career	7/0	0.7	0.1	0.3	0.1	.667	.000	.250

## RIENK MAST

F / 6-10 / 248 / Jr. / Groningen, Netherlands



	GP/GS	PPG	RPG	APG	SPG	FG%	3PT%	FT%
Season	11/11	13.0	9.9	3.0	0.1	.460	.333	.871
B1G	2/2	6.0	9.5	4.5	0.5	.375	.000	.000
Career	99/90	11.6	7.7	1.9	0.4	.491	.330	.738

## JOSIAH ALLICK

F / 6-8 / 231 / Sr. / Lincoln, Neb.



	GP/GS	PPG	RPG	APG	SPG	FG%	3PT%	FT%
Season	11/10	6.7	5.1	1.1	0.5	.451	.200	.703
B1G	1/1	3.0	3.0	1.0	0.0	.500	.000	.500
Career	114/94	9.5	5.8	1.0	0.6	.544	.281	.679

## Last Game: Led NU with 16 points and four rebounds in 18 minutes vs. North Dakota

- ◀ Had 10 points, two rebounds and an assist vs. Michigan State
- ◀ Graduated with his degree in child, youth & family studies in December of 2023
- ◀ Two career 20-point games (22 at Indiana; 20 vs. Omaha) and 28 career double-figure games
- ◀ Averaged 8.0 points, 2.4 rebounds & 1.4 assists per game in 2022-23

Pts.	22, at Indiana (12/7/22)
Reb.	6, Three times
Asst.	4, Three times
Stls.	3, vs. Idaho St. (11/19/21)
Bl.	2, Two times

## Last Game: Finished with five points, two assists and two boards vs. North Dakota

- ◀ Led NU with a career-high 15 points and added five rebounds and two assists vs. Lindenwood
- ◀ Moved in the rotation over the final 12 games, averaging 6.6 ppg on 58 percent shooting
- ◀ Had a career-high 16 points, including 3-of-3 from 3-point range, at Maryland on Jan. 28, 2023
- ◀ Sports media and communications major who hosts his own radio show during the season

Pts.	15, Two times
Reb.	6, Three times
Asst.	2, Four times
Stls.	4, vs. Florida A&M (11/9/23)
Bl.	1, Three times

## Last Game: Has not played in 2023-24

- ◀ Redshirt freshman who is recovering from a knee injury suffered during the first day of practice
- ◀ Played in all three games in Spain, averaging 5.7 ppg, 8.0 rpg, and 4.0 apg
- ◀ Top-100 recruit averaged 11.6 ppg, 4.0 rpg and 1.9 apg at Sierra Canyon HS in 2021-22
- ◀ Co-hosts his own radio show with his father during the season

Pts.	N/A
Reb.	N/A
Asst.	N/A
Stls.	N/A
Bl.	N/A

## Last Game: Totaled 12 points, seven rebounds and three assists vs. North Dakota

- ◀ Topped NU with 18 points and tied career highs in assists (four) and steals (three) at Minnesota
- ◀ Finished with a season-high 25 points, two assists and two steals vs. Oregon State
- ◀ 2nd-team All C-USA pick who averaged 13.8 ppg and 5.3 rpg in helping Charlotte to 2023 CBI title
- ◀ Father (Henry) scored 2,383 points at Charlotte and his No. 34 was retired by the school in 1992

Pts.	32, vs. UAB (3/4/23)
Reb.	13, vs. Rice (2/25/23)
Asst.	4, Three times
Stls.	3, Three times
Bl.	3, Four times

## Last Game: Posted his third double-double with 12 points and 12 boards vs. North Dakota

- ◀ Posted second-double-double of 2023-24 with 13 points and a career-high 18 boards at KSU
- ◀ Matched career high with 20 points (8-of-11 FG) and had three steals vs. MSU
- ◀ Returns after suffering season-ending injury in January after averaging 9.5 ppg and 6.5 rpg in 17 games
- ◀ Played two seasons at Alabama, helping Crimson Tide to SEC title and NCAA Sweet 16 in 2020-21

Pts.	20, Two times
Reb.	18, at K-State (12/17/23)
Asst.	3, vs. Florida St. (11/27/22)
Stls.	4, at Kansas St. (12/17/22)
Bl.	3, Two times

## Last Game: Did not play against North Dakota

- ◀ Had three assists and two boards in 15 minutes against Oregon State
- ◀ Earned second-team All-MAC honors in 2022-23, averaging 14.3 ppg, 4.9 rpg and 3.8 apg
- ◀ Started 21 games at Missouri in 2021-22, averaging 8.6 ppg with a team-high 86 assists
- ◀ Was 2019-20 MAC Freshman of the Year (9.3 ppg, 4.8 rpg, 2.9 apg)

Pts.	33, vs. Toledo (3/11/21)
Reb.	13, at Ole Miss (1/18/22)
Asst.	8, Four times
Stls.	4, Two times
Bl.	2, Three times

## Last Game: Had eight of his 14 points in a late 11-1 vs. North Dakota

- ◀ Had a career high 16 points and seven rebounds at Minnesota
- ◀ Totaled 11 points and dished out a career-high six assists against Cal State Fullerton
- ◀ Played in 28 games, including 12 starts as a freshman, averaging 5.0 points, 2.2 rebounds per game
- ◀ Started NU's final 12 games, averaging 9.0 ppg and 3.5 rpg, while shooting 39% from 3-point range.

Pts.	16, at Minnesota (12/6/23)
Reb.	9, vs. Penn St. (2/5/23)
Asst.	6, Cal St. Fullerton (11/26/23)
Stls.	3, vs. Florida A&M (11/9/23)
Bl.	1, Four times

## Last Game: Did not score in four minutes of action against North Dakota

- ◀ True freshman who can play either on the wing or in the frontcourt
- ◀ Finished with 16 points, including 3-of-6 from 3-point range, and four boards against FAMU
- ◀ Played at IMG Academy in '22-23, averaging 19 points and seven rebounds per game
- ◀ Was an all-state pick at Beech (Tenn.) High School in 2021-22, averaging 17.2 ppg and 7.1 rpg

Pts.	16, vs. Florida A&M (11/9/23)
Reb.	5, vs. Lindenwood (11/6/23)
Asst.	1, vs. Lindenwood (11/6/23)
Stls.	N/A
Bl.	1, Two times

## Last Game: Had one assist in five minutes of work against Kansas State

- ◀ Freshman who is one of NU's backup bigs as Blaise Keita recovers from offseason surgery
- ◀ Has a 7-foot-2 wingspan and provides the Huskers with interior size and athleticism
- ◀ Played at Keystone Athletic Academy in 2022-23, averaging 13 points and 13 rebounds per game
- ◀ Product of NBA Academy Africa who picked up the sport as a teenager

Pts.	3, vs. Lindenwood (11/6/23)
Reb.	2, vs. Oregon State (11/18)
Asst.	1, Two times
Stls.	N/A
Bl.	1, Two times

## Last Game: Finished with 14 points in the win over North Dakota

- ◀ Led NU with 20 points on 8-of-16 shooting vs. Creighton
- ◀ Finished with 17 points (5-5 FG, 3-3 3pt, 4-4 FT) vs. Cal State Fullerton
- ◀ Played for Japanese National Team, averaging 11.4 ppg in helping Japan qualify for the 2024 Olympics
- ◀ Has 12 career 20-point games, including a career-high 30 points against Penn State on Feb. 5, 2023

Pts.	30, vs. Penn St. (2/5/23)
Reb.	4, Two times
Asst.	4, at K-State (12/17/23)
Stls.	5, at K-State (12/17/23)
Bl.	1, Three times

## Last Game: Played the final seconds of the first half against North Dakota

- ◀ Walk-on who had first three career points and an assist in five minutes vs. FAMU
- ◀ Averaged 12.7 ppg in Spain with 4.3 apg, 8.3 rpg & 2.3 spg
- ◀ Averaged 17.9 ppg, 6.1 apg, 5.8 rpg as a senior in leading Ashland-Greenwood to a state title
- ◀ Multi-sport athlete who also played quarterback and wide receiver during high school career

Pts.	3, vs. Florida A&M (11/9/23)
Reb.	1, vs. Lindenwood (11/6/23)
Asst.	1, Two times
Stls.	1, vs. Lindenwood (11/6/23)
Bl.	N/A

## Last Game: Did not play against North Dakota

- ◀ Picked up team-high fourth double-double vs. KSU (19 points, 12 rebounds)
- ◀ Was first Husker with 20/15 game since '08 with 20 points and 16 rebounds vs. FAMU
- ◀ Transfer who was a two-time All-Missouri Valley Conference selection (2022 & 2023)
- ◀ Played for the Netherlands Senior National Team in summer of 2023 (6.0 ppg, 6.0 rpg, 1.3 apg)

Pts.	30, vs. UNI (3/3/23)
Reb.	17, vs. UIC (12/31/22)
Asst.	6, Michigan St. (12/10/23)
Stls.	3, Four times
Bl.	3, Two times

## Last Game: Totaled 10 points and six rebounds in the win over North Dakota

- ◀ Three double-figure games in 23-24, including 12 points, seven boards & five assists vs. Duquesne
- ◀ Lincoln native who is a grad transfer from New Mexico and spent three years at UMKC
- ◀ Helped New Mexico to a 22-12 record in 2022-23, 8.4 ppg on an 56% shooting and 7.2 rpg
- ◀ Ranked 2nd in the Mountain West in rebounding and 12th in blocked shots (0.8 bpg)

Pts.	29, vs. Greenville (11/27/20)
Reb.	18, vs. Boise St. (1/20/23)
Asst.	5, Three times
Stls.	3, vs. South Dakota (2/24/22)
Bl.	3, Two times

## AHRON ULIS



# NEBRASKA HEAD COACH FRED HOIBERG

## NEBRASKA (2019-PRESENT)

- Hired as Nebraska's 28th men's basketball coach on March 30, 2019, a position his grandfather (Jerry Bush) held for nine seasons from 1954 to 1963.
- Is the only coach in school history with two road wins against top-10 teams
- Guided Nebraska to three consecutive road wins over ranked opponents (No. 23 Ohio State and No. 10 Wisconsin in 2021-22 and No. 7 Creighton in 2022-23) for the first time in school history
- Brought in the highest-ranked recruiting class in school history, as his 2021 class was ranked 13th nationally by ESPN.com
- Had NBA Draft Picks in both 2021 (Dalano Banton) and 2022 (Bryce McGowens) and has produced 12 players who have reached the NBA

## CHICAGO BULLS (2015-18)

- Coached the Chicago Bulls for three-plus seasons, posting a 115-155 record.
- Became just the fifth coach in franchise history to post a winning record in his debut season.
- Took the Bulls to the 2017 NBA Playoffs where they won the first two games against the top-seeded Boston Celtics, as the Bulls were the first No. 8 seed to take a 2-0 lead against a No. 1 seed since 1993.
- Was the fifth coach in NBA history to have each of his first two career playoff victories come on the road.

## IOWA STATE (2010-15)

- Served as head coach at his alma mater for five seasons, posting a 115-56 record, which is the top winning percentage in school history (.673).
- Led the Cyclones to four straight NCAA Tournament appearances - a program record - while his 115 wins were the most in a five-year stretch in school history.
- Guided Iowa State to back-to-back Big 12 Tournament titles in 2014 and 2015.
- Produced four All-Americans, 12 All-Big 12 honorees and 10 players who played in the NBA.
- Named Big 12 Coach of the Year in 2012, as the Cyclones went from three conference wins to 12 in one season.
- Won 28 games and reached the NCAA Sweet 16 in 2014.
- Led the Big 12 in scoring offense in two of his last four seasons and topped the conference in 3-pointers four times in five years.

## MINNESOTA TIMBERWOLVES (2005-10)

- Served as Vice President of Basketball Operations in 2009-10, overseeing the day-to-day operations of basketball programs including college and pro scouting, salary cap management and NBA Draft preparations.
- Was the Assistant General Manager for three seasons, helping the Timberwolves orchestrate a draft-day trade for five-time all-star Kevin Love in 2008.

## AS AN NBA PLAYER (1995-2005)

- Spent 10 years in the NBA with the Indiana Pacers (four seasons), Chicago Bulls (four seasons) and Minnesota Timberwolves (two seasons) after being selected in the second round of the 1995 NBA Draft.
- Was a member of three NBA Playoff Teams, including a Timberwolves team that reached the 2004 Western Conference Finals.
- Shot 40 percent from 3-point range during his career and led the NBA in 3-point shooting in his final season (48.3, 2004-05).
- Ended his NBA career abruptly at the age of 33 after undergoing open-heart surgery to repair an aneurysm in his aortic root.

## AS A PLAYER AT IOWA STATE (1991-95)

- Started all four seasons at Iowa State, averaging 15.8 points, 6.9 rebounds, 2.8 assists and 1.6 steals per game in his collegiate career.
- His No. 32 was retired by Iowa State in 1997 and Hoiberg is a member of the Iowa State Hall of Fame.
- Garnered third-team All-America honors as a senior in 1994-95, averaging 19.9 points per game to help the Cyclones win a then-school-record 23 games and was named Big Eight Co-Male Athlete of the Year in 1995.
- Two-time Academic All-American who was inducted into the CSC Academic Hall of Fame in 2016.



## FRED HOIBERG'S COLLEGIATE COACHING RECORD

Year	School	Overall Record	Pct.	Conf. Record	Pct.	Conf. Finish	Postseason
2010-11	Iowa State	16-16	.500	3-13	.188	12th	None
2011-12	Iowa State	23-11	.676	12-6	.677	T-3rd	NCAA Third Round
2012-13	Iowa State	23-12	.657	11-7	.611	T-4th	NCAA Third Round
2013-14	Iowa State	28-8	.778	11-7	.611	T-3rd	NCAA Sweet 16
2014-15	Iowa State	25-9	.735	12-6	.677	T-2nd	NCAA Second Round
2019-20	Nebraska	7-25	.219	2-18	.100	14th	None
2020-21	Nebraska	7-20	.259	3-16	.158	14th	None
2021-22	Nebraska	10-22	.313	4-16	.200	T-13th	None
2022-23	Nebraska	16-16	.500	9-11	.450	T-11th	None
2023-24	Nebraska	10-2	.833	1-1	.500		
<b>Totals</b>		<b>165-141</b>	<b>.539</b>	<b>68-101</b>	<b>.402</b>		

# THE LAST TIME...

## Nebraska Team

Ranked in the top 5 (AP Poll) ..... Never Happened  
 Ranked in the top 10 (AP Poll) ..... March 1, 1966  
 Ranked in the top 20 (AP Poll) ..... Jan. 2, 1995  
 Ranked in the top 25 (AP Poll) ..... Dec. 31, 2018 (No. 24)  
 Ranked in the top 25 (USA Today Coaches Poll) ..... Dec. 31, 2018 (No. 23)

Played AP Poll No. 1 ranked team ..... lost at No. 1 Indiana (47-76), 2/13/2013  
 Defeated AP Poll No. 1 ranked team ..... at No. 1 Missouri (67-51), 2/6/1982  
 Played AP Poll No. 2 ranked team ..... lost at No. 2 Michigan (47-62), 1/9/13  
 Defeated AP Poll No. 2 ranked team ..... vs. No. 2 Oklahoma State (85-69), 2/5/1992  
 Played Team Ranked 1-5 by AP ..... lost at No. 3 Purdue (55-73), 1/13/2023  
 Defeated Team Ranked 1-5 by AP ..... vs. No. 3 Texas (70-67), 2/19/2011  
 Played Team Ranked 6-10 by AP ..... won at No. 7 Creighton (63-53), 12/4/2022  
 Defeated Team Ranked 6-10 by AP ..... at No. 7 Creighton (63-53), 12/4/2022  
 Defeated Team Ranked 11-25 by AP ..... at No. 23 Ohio State (78-70), 3/1/2022  
 Defeated Team Ranked 1-10 by AP on Road ..... at No. 7 Creighton (63-53), 12/4/2022  
 Defeated Ranked Team by AP on Road ..... at No. 7 Creighton (65-63), 12/4/2022

Scored 100 or more points ..... 100; at NC State, 12/1/2021  
 Scored 90 or more points ..... 93; at Penn State, 2/27/2022  
 Scored 80 or more points ..... 80; vs. North Dakota, 12/20/2023  
 Scored less than 50 points ..... 48; Wisconsin, 2/10/2021  
 Scored less than 40 points ..... 38; at Oregon, 12/15/2012  
 Shot 75% from the field ..... 750, vs. Nebraska-Omaha (42-56), 1/25/1988 \$  
 Shot 70% from the field ..... 723; vs. UNC Wilmington (34-47), 12/5/1997  
 Shot 60% from the field ..... 628; vs. Northwestern (27-43), 2/3/2015

Made 50 or more free throws ..... Never Happened  
 Made 40 or more free throws ..... 43, vs. Texas (43-59), 1/3/1996 - \$  
 Made 30 or more free throws ..... 37; vs. UTSA (37-50), 12/20/2017  
 Made 25 or more free throws ..... 28; vs. Duquesne (28-31), 11/22/2023  
 Attempted 60 or more free throws ..... 60, vs. Kansas State (36-60), 1/11/1954 - \$  
 Attempted 50 or more free throws ..... 50, vs. UTSA (37-50), 12/20/2017  
 Attempted 40 or more free throws ..... 50, vs. UTSA (37-50), 12/20/2017  
 Attempted 30 or more free throws ..... 31; vs. Duquesne (28-31), 11/22/2023  
 Shot 100% from the foul line (min 10 att.) ..... 1,000; at Penn State (16-16), 1/19/2013  
 Shot 95% from the foul line (min 10 att.) ..... 950; vs. Cal State Fullerton (19-20), 11/26/2023  
 Shot 90% from the foul line (min 10 att.) ..... 950; vs. Cal State Fullerton (19-20), 11/26/2023  
 Shot 90% from the foul line (min 20 att.) ..... 950; vs. Cal State Fullerton (19-20), 11/26/2023

Made 20 or more 3-pointers ..... Never Happened  
 Made 15 or more 3-pointers ..... 15; vs. Kennesaw State (15-29), 12/22/2021  
 Made 10 or more 3-pointers ..... 11; vs. North Dakota (11-32), 12/20/2023  
 Made 0 3-pointers ..... 0; vs. Jacksonville State (0-5), 12/18/2012  
 Held Opponent to 0 3-pointers ..... 0; Southeastern Louisiana, 11/22/2015  
 Attempted 40 or more 3-pointers ..... 41; vs. Nevada (9-41), 11/26/2020 \$  
 Attempted 30 or more 3-pointers ..... 32 vs. North Dakota (11-32), 12/20/2023  
 Attempted 20 or more 3-pointers ..... 32 vs. North Dakota (11-32), 12/20/2023  
 Shot 75% from 3-point range (min. 10 att.) ..... 750, vs. UT-Pan American (9-12), 12/2/2009 - \$  
 Shot 60% from 3-point range (min. 10 att.) ..... 650; at Penn State (13-20), 2/27/22  
 Shot 50% from 3-point range (min. 10 att.) ..... 538; at Iowa (14-26), 3/5/23  
 Shot 50% from 3-point range (min. 20 att.) ..... 538; at Iowa (14-26), 3/5/23

Had 60 or more rebounds ..... 60; vs. Oral Roberts, 12/22/1999  
 Had 50 or more rebounds ..... 57; at Kansas State, 12/17/2023

Had 30 or more assists ..... 35, vs. Northeastern Illinois, 12/21/1994  
 Had 25 or more assists ..... 25; vs. Doane, 12/17/2020  
 Had 20 or more assists ..... 21; Boston College, 11/30/2022  
 Had 15 or more assists ..... 16; 950; vs. Cal State Fullerton, 11/26/2023

Had 20 or more steals ..... 23, vs. Texas Tech, 3/4/1999 - \$  
 Had 15 or more steals ..... 16, vs. McNeese State, 11/28/2020  
 Had 10 or more steals ..... 13; vs. Minnesota, 2/25/2023

Had 15 or more blocked shots ..... 15, vs. Coppin State, Dec. 6, 1996 - \$  
 Had 10 or more blocked shots ..... 14; at Northwestern, 1/2/2018

Had 30 or more turnovers ..... 31, at Creighton, 12/11/2005  
 Had 20 or more turnovers ..... 20; vs. Memphis, 11/25/2022  
 Had 5 or less turnovers ..... 2; vs. Duquesne, 11/22/2023 - #

## Nebraska Player...

Had 20 or more points: ..... 20; Juwan Gary vs. Michigan State, 12/10/2023  
 Had 25 or more points: ..... 30; Keisei Tominaga vs. Penn State, 2/5/2023  
 Had 30 or more points: ..... 30; Keisei Tominaga vs. Penn State, 2/5/2023  
 Had 40 or more points: ..... 41; Teddy Allen vs. Penn State, 2/23/2021  
 Had 20 or more points in a half: ..... 20; Lat Mayen vs. Rutgers (1st), 3/1/2021

Had No Player in Double Figures: ..... vs. Ohio State, 1/21/2012  
 Had Five Players with 10 or more points ..... North Dakota, 12/20/2023  
 ..... Wilcher (16); Lawrence (14); Tominaga (14); Williams (12); Gary (12); Allick (10)  
 Had Six Players with 10 or more points ..... North Dakota, 12/20/2023  
 ..... Wilcher (16); Lawrence (14); Tominaga (14); Williams (12); Gary (12); Allick (10)  
 Two Huskers with 20 or more points, same game: ..... vs. Duquesne, 11/22/2023  
 ..... Keisei Tominaga (23), Juwan Gary (20)  
 Two Huskers with 25 or more points, same game: ..... vs. Western Illinois, 11/9/21  
 ..... Alonzo Verge Jr. (26), Bryce McGowens (25)  
 Three Huskers with 20 or more points, same game: ..... Iowa, 3/10/2019  
 ..... James Palmer Jr. (30), Glynn Watson Jr. (23), Isaiah Roby (23)  
 Two Huskers with 30 or more points, same game: ..... vs. Oregon, 11/25/1995  
 ..... Tyrone Lue (30) & Jaron Boone (30) - only time in school history

Had 10 or more rebounds: ..... 12; Rienk Mast and 18; Juwan Gary at K-State, 12/17/2023  
 Had 15 or more rebounds: ..... 18; Juwan Gary at Kansas State, 12/17/2023  
 Had 20 or more rebounds: ..... 21, Kimani Ffriend vs. Oral Roberts, 12/22/1999  
 Had 25 or more rebounds: ..... 26, Bill Johnson vs. Iowa State, 1/4/1954 - \$  
 Two Huskers with 10 or more rebounds, same game: ..... vs. Oregon State, 11/18/2023  
 ..... (Rienk Mast-13; Juwan Gary-10)  
 Three Huskers with 10 or more rebounds, same game: ..... vs. Texas Tech, 1/19/2000  
 ..... (Steffon Bradford 16; Kimani Ffriend 12; Louis Truscott 11)

Had 5 or more 3-pointers: ..... 5; Jamarques Lawrence at Iowa (5-8), 3/5/2023  
 Had 6 or more 3-pointers: ..... 7; Kobe Webster at Northwestern (7-12), 3/7/2021  
 Had 7 or more 3-pointers: ..... 7; Kobe Webster at Northwestern (7-12), 3/7/2021  
 Had 8 or more 3-pointers: ..... 8; Cary Cochran, vs. Baylor (8-13), 2/27/2002 - \$

Had 5 or more assists: ..... 6; Rienk Mast vs. Michigan State, 12/10/2023  
 Had 10 or more assists: ..... 11; Alonzo Verge Jr. at Ohio State, 3/1/2022  
 Had 15 or more assists: ..... 15; Charles Richardson vs. Rutgers, 12/2/2006  
 Had 18 or more assists: ..... 18; Brian Carr, at Evansville, 1/3/1985 - \$

Had 5 or more blocked shots: ..... 5; Isaiah Roby vs. Northwestern, 2/16/2019  
 Had 6 or more blocked shots: ..... 6; Isaiah Roby vs. Eastern Illinois, 11/11/2017  
 Had 7 or more blocked shots: ..... 7; John Turek vs. Colorado, 3/2/2005  
 Had 9 or more blocked shots: ..... 9; Mikki Moore vs. Coppin State, 12/6/1996 - \$  
 Had 10 or more blocked shots: ..... Never Happened

Had 5 or more steals: ..... 5; Keisei Tominaga at Kansas State, 12/17/2023  
 Had 6 or more steals: ..... 6; Glynn Watson Jr. vs. Long Beach State, 11/26/2017  
 Had 7 or more steals: ..... 7; Brandon Richardson at Ohio State, 1/3/2012  
 Had 8 or more steals: ..... 8, Cookie Belcher vs. Oklahoma St., 2/7/2001 - \$  
 Had 10 or more steals: ..... Never Happened

Had Triple-Double (Points/Rebounds/Assists): .....  
 ..... 10; Dalano Banton vs. Doane, 12/17/2020, 13/11/10  
 Had Double-Double (Points/Assists): ..... Alonzo Verge Jr. at NC State (25/11), 12/1/2021  
 Had Double-Double (Points/Rebounds): ..... Juwan Gary (12 pts./12 reb.), North Dakota, 12/20/2023  
 Had Double-Double (Points/Steals): ..... Never Happened  
 Had Double-Double (Points/Blocks): ..... Never Happened  
 Had Two Players with Double-Doubles: .....  
 ..... Rienk Mast (19 pts./12 reb.) and Juwan Gary (13 pts./18 reb.) at K-State, 12/17/2023

\$ - School Record - # - Tied School record  
 As of 12/21/2023

2023-24 GAME BY GAME															
Team	FG-FGA	Pct.	3FG-3FGA	Pct.	FT-FTA	Pct.	O-D	Reb.	PF	A	TO	B	S	Pts.	W/L
Lindenwood at Nebraska	22-68	.324	3-16	.188	5-9	.556	13-27	40	21	2	12	2	4	52	
	27-56	.482	11-30	.367	19-29	.655	8-36	44	12	19	9	7	5	84	W
Florida A&M at Nebraska	20-66	.303	4-20	.200	10-17	.588	11-24	35	26	10	14	3	8	54	
	23-56	.411	10-28	.357	25-36	.694	16-39	55	17	15	18	5	7	81	W
Rider at Nebraska	17-56	.304	6-25	.240	10-12	.833	7-27	34	18	8	11	5	10	50	
	19-57	.333	9-32	.281	17-22	.773	14-33	47	9	13	11	0	3	64	W
Stony Brook at Nebraska	25-66	.379	7-30	.233	6-10	.600	9-19	28	17	6	9	2	10	63	
	33-60	.500	8-26	.308	10-17	.588	12-33	45	13	19	14	1	3	84	W
Oregon State vs. Nebraska	19-54	.352	6-22	.273	19-21	.905	9-22	31	23	11	9	3	4	63	
	30-65	.462	8-24	.333	16-26	.615	17-27	44	18	16	6	3	3	84	W
Duquesne at Nebraska	28-63	.444	8-29	.276	15-17	.882	14-23	37	24	8	6	3	1	79	
	26-53	.491	9-24	.375	28-31	.903	7-22	29	13	18	2	2	1	89	W
Cal State Fullerton at Nebraska	28-67	.418	9-22	.409	7-9	.778	15-20	35	17	9	12	5	8	72	
	27-58	.466	12-30	.400	19-20	.950	11-25	36	9	18	9	3	3	85	W
No. 15 Creighton at Nebraska	32-69	.464	14-40	.350	11-13	.846	14-34	48	14	17	12	4	5	89	
	24-71	.338	2-22	.091	10-14	.714	14-23	37	10	6	8	1	7	60	L
at Minnesota Nebraska	25-53	.472	8-25	.320	18-29	.621	13-19	32	9	18	16	7	10	76	
	24-53	.453	5-18	.278	12-15	.800	10-22	32	21	15	18	1	7	65	L
Michigan State at Nebraska	27-61	.443	8-17	.471	8-9	.889	8-23	31	13	14	9	2	5	70	
	27-54	.500	10-23	.435	13-15	.867	5-26	31	11	16	9	4	5	77	W
at Kansas State Nebraska	16-60	.267	4-30	.133	10-18	.556	13-27	40	11	11	12	9	6	46	
	25-72	.347	11-31	.355	1-4	.250	22-35	57	17	14	14	4	7	62	W
North Dakota at Nebraska	26-67	.388	11-32	.344	12-17	.706	19-23	42	14	11	11	2	6	75	
	29-63	.460	11-32	.344	14-19	.737	13-25	38	11	14	9	0	7	82	W

GAME BY GAME STARTERS							
Opponent	Date	Result	Guard	Guard	Guard/Forward	Forward	Forward
Lindenwood	11/6	W, 84-52	Lawrence	Wilcher	Williams	Allick	Mast
Florida A&M	11/9	W, 81-54	Lawrence	Wilcher	Williams	Allick	Mast
Rider	11/13	W, 64-50	Lawrence	Tominaga	Williams	Allick	Mast
Stony Brook	11/15	W, 84-63	Lawrence	Tominaga	Williams	Allick	Mast
vs. Oregon State	11/18	W, 84-63	Lawrence	Tominaga	Williams	Allick	Mast
Duquesne	11/22	W, 89-79	Lawrence	Tominaga	Williams	Allick	Mast
Cal State Fullerton	11/26	W, 85-72	Lawrence	Tominaga	Williams	Allick	Mast
Creighton	12/3	L, 60-89	Lawrence	Tominaga	Williams	Allick	Mast
at Minnesota	12/6	L, 65-76	Lawrence	Tominaga	Williams	Allick	Mast
Michigan State	12/10	W, 77-70	Lawrence	Tominaga	Williams	Gary	Mast
at Kansas State	12/17	W, 62-46	Lawrence	Tominaga	Williams	Gary	Mast
North Dakota	12/20	W, 82-75	Lawrence	Tominaga	Williams	Gary	Allick



## 2023-24 SUPERLATIVES

## NEBRASKA TEAM GAME HIGHS

POINTS	89	DUQUESNE (11/22/23)
	85	CAL ST. FULLERTON (11/26/23)
FIELD GOALS MADE	33	STONY BROOK (11/15/23)
	30	vs Oregon St. (11/18/23)
FIELD GOAL ATTEMPTS	72	at Kansas St. (12/17/23)
	71	CREIGHTON (12/03/23)
FIELD GOAL PERCENTAGE	.550 (33-60)	STONY BROOK (11/15/23)
	.500 (27-54)	MICHIGAN ST. (12/10/23)
3 PT FIELD GOALS MADE	12	CAL ST. FULLERTON (11/26/23)
	11	NORTH DAKOTA (12/20/23)
	11	at Kansas St. (12/17/23)
	11	LINDENWOOD (11/06/23)
3 PT FG ATTEMPTS	32	NORTH DAKOTA (12/20/23)
	32	RIDER (11/13/23)
3 PT FG PERCENTAGE	.435 (10-23)	MICHIGAN ST. (12/10/23)
	.400 (12-30)	CAL ST. FULLERTON (11/26/23)
FREE THROWS MADE	28	DUQUESNE (11/22/23)
	25	FLORIDA A&M (11/09/23)
FREE THROW ATTEMPTS	36	FLORIDA A&M (11/09/23)
	31	DUQUESNE (11/22/23)
FREE THROW PERCENTAGE	.950 (19-20)	CAL ST. FULLERTON (11/26/23)
	.903 (28-31)	DUQUESNE (11/22/23)
REBOUNDS	57	at Kansas St. (12/17/23)
	55	FLORIDA A&M (11/09/23)
ASSISTS	19	STONY BROOK (11/15/23)
	19	LINDENWOOD (11/06/23)
STEALS	8	vs Oregon St. (11/18/23)
	7	NORTH DAKOTA (12/20/23)
	7	at Kansas St. (12/17/23)
	7	at Minnesota (12/06/23)
	7	CREIGHTON (12/03/23)
	7	FLORIDA A&M (11/09/23)
BLOCKED SHOTS	7	LINDENWOOD (11/06/23)
	5	FLORIDA A&M (11/09/23)
TURNOVERS	18	at Minnesota (12/06/23)
	18	FLORIDA A&M (11/09/23)
FOULS	21	at Minnesota (12/06/23)

## OPPONENT TEAM GAME HIGHS

POINTS	89	CREIGHTON (12/03/23)
	79	DUQUESNE (11/22/23)
FIELD GOALS MADE	32	CREIGHTON (12/03/23)
	28	CAL ST. FULLERTON (11/26/23)
	28	DUQUESNE (11/22/23)
FIELD GOAL ATTEMPTS	69	CREIGHTON (12/03/23)
	68	LINDENWOOD (11/06/23)
FIELD GOAL PERCENTAGE	.472 (25-53)	at Minnesota (12/06/23)
	.464 (32-69)	CREIGHTON (12/03/23)
3 PT FIELD GOALS MADE	14	CREIGHTON (12/03/23)
	11	NORTH DAKOTA (12/20/23)
3 PT FG ATTEMPTS	40	CREIGHTON (12/03/23)
	32	NORTH DAKOTA (12/20/23)
3 PT FG PERCENTAGE	.471 (8-17)	MICHIGAN ST. (12/10/23)
	.409 (9-22)	CAL ST. FULLERTON (11/26/23)
FREE THROWS MADE	19	vs Oregon St. (11/18/23)
	18	at Minnesota (12/06/23)
FREE THROW ATTEMPTS	29	at Minnesota (12/06/23)
	21	vs Oregon St. (11/18/23)
FREE THROW PERCENTAGE	.905 (19-21)	vs Oregon St. (11/18/23)
	.889 (8-9)	MICHIGAN ST. (12/10/23)
REBOUNDS	48	CREIGHTON (12/03/23)
	42	NORTH DAKOTA (12/20/23)
ASSISTS	18	at Minnesota (12/06/23)
	17	CREIGHTON (12/03/23)
STEALS	10	at Minnesota (12/06/23)
	10	STONY BROOK (11/15/23)
	10	RIDER (11/13/23)
BLOCKED SHOTS	9	at Kansas St. (12/17/23)
	7	at Minnesota (12/06/23)
TURNOVERS	16	at Minnesota (12/06/23)
FOULS	26	FLORIDA A&M (11/09/23)

## NEBRASKA TEAM GAME LOWS

POINTS	60	CREIGHTON (12/03/23)
	62	at Kansas St. (12/17/23)
FIELD GOALS MADE	19	RIDER (11/13/23)
	23	FLORIDA A&M (11/09/23)
FIELD GOAL ATTEMPTS	53	DUQUESNE (11/22/23)
	53	at Minnesota (12/06/23)
FIELD GOAL PERCENTAGE	.333 (19-57)	RIDER (11/13/23)
	.338 (24-71)	CREIGHTON (12/03/23)
3 PT FIELD GOALS MADE	2	CREIGHTON (12/03/23)
	5	at Minnesota (12/06/23)
3 PT FG ATTEMPTS	18	at Minnesota (12/06/23)
	22	CREIGHTON (12/03/23)
3 PT FG PERCENTAGE	.091 (2-22)	CREIGHTON (12/03/23)
	.278 (5-18)	at Minnesota (12/06/23)
FREE THROWS MADE	1	at Kansas St. (12/17/23)
	10	STONY BROOK (11/15/23)
	10	CREIGHTON (12/03/23)
FREE THROW ATTEMPTS	4	at Kansas St. (12/17/23)
	14	CREIGHTON (12/03/23)
FREE THROW PERCENTAGE	.250 (1-4)	at Kansas St. (12/17/23)
	.588 (10-17)	STONY BROOK (11/15/23)
REBOUNDS	29	DUQUESNE (11/22/23)
	31	MICHIGAN ST. (12/10/23)
ASSISTS	6	CREIGHTON (12/03/23)
	13	RIDER (11/13/23)
STEALS	1	DUQUESNE (11/22/23)
	3	RIDER (11/13/23)
	3	STONY BROOK (11/15/23)
	3	CAL ST. FULLERTON (11/26/23)
BLOCKED SHOTS	0	RIDER (11/13/23)
	0	NORTH DAKOTA (12/20/23)
TURNOVERS	2	DUQUESNE (11/22/23)
FOULS	9	RIDER (11/13/23)
	9	CAL ST. FULLERTON (11/26/23)

## OPPONENT TEAM GAME LOWS

POINTS	46	at Kansas St. (12/17/23)
	50	RIDER (11/13/23)
FIELD GOALS MADE	16	at Kansas St. (12/17/23)
	17	RIDER (11/13/23)
FIELD GOAL ATTEMPTS	53	at Minnesota (12/06/23)
	54	vs Oregon St. (11/18/23)
FIELD GOAL PERCENTAGE	.267 (16-60)	at Kansas St. (12/17/23)
	.303 (20-66)	FLORIDA A&M (11/09/23)
3 PT FIELD GOALS MADE	3	LINDENWOOD (11/06/23)
	4	FLORIDA A&M (11/09/23)
	4	at Kansas St. (12/17/23)
3 PT FG ATTEMPTS	16	LINDENWOOD (11/06/23)
	17	MICHIGAN ST. (12/10/23)
3 PT FG PERCENTAGE	.133 (4-30)	at Kansas St. (12/17/23)
	.188 (3-16)	LINDENWOOD (11/06/23)
FREE THROWS MADE	5	LINDENWOOD (11/06/23)
	6	STONY BROOK (11/15/23)
FREE THROW ATTEMPTS	9	LINDENWOOD (11/06/23)
	9	CAL ST. FULLERTON (11/26/23)
	9	MICHIGAN ST. (12/10/23)
FREE THROW PERCENTAGE	.556 (5-9)	LINDENWOOD (11/06/23)
	.556 (10-18)	at Kansas St. (12/17/23)
REBOUNDS	28	STONY BROOK (11/15/23)
	31	vs Oregon St. (11/18/23)
	31	MICHIGAN ST. (12/10/23)
ASSISTS	2	LINDENWOOD (11/06/23)
	6	STONY BROOK (11/15/23)
STEALS	1	DUQUESNE (11/22/23)
	4	LINDENWOOD (11/06/23)
	4	vs Oregon St. (11/18/23)
BLOCKED SHOTS	2	LINDENWOOD (11/06/23)
	2	STONY BROOK (11/15/23)
	2	MICHIGAN ST. (12/10/23)
	2	NORTH DAKOTA (12/20/23)
TURNOVERS	6	DUQUESNE (11/22/23)
FOULS	9	at Minnesota (12/06/23)

2023-24 SUPERLATIVES

WON/LOSS MARGIN

	1	2	3	4	5	6	7	8	9	10	11	12	13	14	15	16	17	18	19	20	+20
Husker Wins	0	0	0	0	0	0	1	1	0	1	0	0	1	1	0	1	0	0	0	0	4
Husker Losses	0	0	0	0	0	0	0	0	0	0	1	0	0	0	0	0	0	0	0	0	1

2023-24 INDIVIDUAL GAME HIGHS

Points	25	Brice Williams vs Oregon St. (11/18/23)
	23	Keisei Tominaga vs Duquesne (11/22/23)
Field Goals Made	9	Brice Williams vs Oregon St. (11/18/23)
	8	Rienk Mast at Kansas St. (12/17/23)
	8	Juwan Gary vs Michigan St. (12/10/23)
	8	Brice Williams at Minnesota (12/06/23)
	8	Keisei Tominaga vs Creighton (12/03/23)
	8	Rienk Mast vs Cal St. Fullerton (11/26/23)
	8	Juwan Gary vs Stony Brook (11/15/23)
Field Goal Att.	17	Brice Williams vs Oregon St. (11/18/23)
	16	Juwan Gary at Kansas St. (12/17/23)
	16	Brice Williams at Minnesota (12/06/23)
	16	Keisei Tominaga vs Creighton (12/03/23)
FG Pct (min 5 made)	1.000 (5-5)	Keisei Tominaga vs Cal St. Fullerton (11/26/23)
	.727 (8-11)	Juwan Gary vs Michigan St. (12/10/23)
	.727 (8-11)	Juwan Gary vs Stony Brook (11/15/23)
3-Point FG Made	4	C.J. Wilcher vs North Dakota (12/20/23)
3-Point FG Att.	11	Keisei Tominaga vs Rider (11/13/23)
	9	Keisei Tominaga at Kansas St. (12/17/23)
3-Pt FG Pct (min 2 made)	1.000 (3-3)	Rienk Mast vs Cal St. Fullerton (11/26/23)
	1.000 (3-3)	Keisei Tominaga vs Cal St. Fullerton (11/26/23)
Free Throws Made	9	Keisei Tominaga vs Duquesne (11/22/23)
	7	Brice Williams vs Florida A&M (11/09/23)
Free Throw Att.	10	Keisei Tominaga vs Duquesne (11/22/23)
	8	Eli Rice vs Florida A&M (11/09/23)
FT Pct (min 4 made)	1.000 (7-7)	Brice Williams vs Florida A&M (11/09/23)
	1.000 (6-6)	Rienk Mast vs Duquesne (11/22/23)
	1.000 (6-6)	Rienk Mast vs Florida A&M (11/09/23)
	1.000 (5-5)	Keisei Tominaga vs North Dakota (12/20/23)
Rebounds	18	Juwan Gary at Kansas St. (12/17/23)
	16	Rienk Mast vs Florida A&M (11/09/23)
Assists	6	Rienk Mast vs Michigan St. (12/10/23)
	6	Jamarques Lawrence vs Cal St. Fullerton (11/26/23)
Steals	5	Keisei Tominaga at Kansas St. (12/17/23)
	4	Sam Hoiberg vs Florida A&M (11/09/23)
Blocked Shots	2	Brice Williams at Kansas St. (12/17/23)
	2	Juwan Gary vs Michigan St. (12/10/23)
	2	Brice Williams vs Cal St. Fullerton (11/26/23)
	2	Juwan Gary vs Oregon St. (11/18/23)
	2	C.J. Wilcher vs Lindenwood (11/06/23)
Turnovers	7	Jamarques Lawrence at Minnesota (12/06/23)
Fouls	5	Brice Williams at Minnesota (12/06/23)
Minutes	37	Rienk Mast at Kansas St. (12/17/23)
	36	Juwan Gary vs Michigan St. (12/10/23)
	35	Rienk Mast vs Michigan St. (12/10/23)

2023-24 OPPONENT INDIVIDUAL GAME HIGHS

Points	30	Max Jones vs Cal St. Fullerton (11/26/23)
	25	Jordan Pope vs Oregon St. (11/18/23)
Field Goals Made	10	Max Jones vs Cal St. Fullerton (11/26/23)
	8	Tyree Ihenacho vs North Dakota (12/20/23)
	8	Baylor Scheierman vs Creighton (12/03/23)
	8	Jordan Pope vs Oregon St. (11/18/23)
Field Goal Att.	22	Baylor Scheierman vs Creighton (12/03/23)
	20	K'Jei Parker vs Florida A&M (11/09/23)
FG Pct (min 5 made)	.833 (5-6)	Pharrel Payne at Minnesota (12/06/23)
	.750 (6-8)	Joshua Ola-Joseph at Minnesota (12/06/23)
3-Point FG Made	6	Baylor Scheierman vs Creighton (12/03/23)
	5	Tyree Ihenacho vs North Dakota (12/20/23)
	5	Max Jones vs Cal St. Fullerton (11/26/23)
3-Point FG Att.	19	Baylor Scheierman vs Creighton (12/03/23)
	10	Treysen Eaglestaff vs North Dakota (12/20/23)
	10	Taylor Perry at Kansas St. (12/17/23)
3-Pt FG Pct (min 2 made)	1.000 (2-2)	Mason Miller vs Creighton (12/03/23)
	.714 (5-7)	Max Jones vs Cal St. Fullerton (11/26/23)
Free Throws Made	9	Dae Dae Grant vs Duquesne (11/22/23)
	7	Malik Hall vs Michigan St. (12/10/23)
	7	Tyler Bilodeau vs Oregon St. (11/18/23)
Free Throw Att.	10	Elijah Hawkins at Minnesota (12/06/23)
	9	B.J. Omot vs North Dakota (12/20/23)
	9	Dae Dae Grant vs Duquesne (11/22/23)
FT Pct (min 4 made)	1.000 (9-9)	Dae Dae Grant vs Duquesne (11/22/23)
	1.000 (7-7)	Malik Hall vs Michigan St. (12/10/23)
	1.000 (7-7)	Tyler Bilodeau vs Oregon St. (11/18/23)
	1.000 (6-6)	Jordan Pope vs Oregon St. (11/18/23)
	1.000 (4-4)	Jimmy Clark III vs Duquesne (11/22/23)
	1.000 (4-4)	Keenon Cole vs Lindenwood (11/06/23)
Rebounds	12	Ryan Kalkbrenner vs Creighton (12/03/23)
	10	Baylor Scheierman vs Creighton (12/03/23)
Assists	11	Elijah Hawkins at Minnesota (12/06/23)
	6	Taylor Perry at Kansas St. (12/17/23)
Steals	5	Mike Mitchell Jr. at Minnesota (12/06/23)
	4	Max Jones vs Cal St. Fullerton (11/26/23)
Blocked Shots	4	Will McNair Jr. at Kansas St. (12/17/23)
	3	Cam Carter at Kansas St. (12/17/23)
	3	Ryan Kalkbrenner vs Creighton (12/03/23)
	3	JT Langston Jr. vs Rider (11/13/23)
Turnovers	4	Elijah Hawkins at Minnesota (12/06/23)
	4	Corey McKeithan vs Rider (11/13/23)
Fouls	5	David Dixon vs Duquesne (11/22/23)
	5	Jimmy Clark III vs Duquesne (11/22/23)
	5	Justin Rochelin vs Oregon St. (11/18/23)
	5	Mervin James vs Rider (11/13/23)
	5	Chase Barrs vs Florida A&M (11/09/23)
	5	Shannon Grant vs Florida A&M (11/09/23)

2023-24 HUSKER LINEUPS

No.	Starting Lineup	Record
1.	Allick, Lawrence, Mast, Wilcher, Williams	2-0
2.	Allick, Lawrence, Mast, Tominaga, Williams	5-2
3.	Gary, Lawrence, Mast, Tominaga, Williams	2-0
4.	Allick, Gary, Lawrence, Tominaga, Williams	1-0

## 2023-24 GAME RECAPS

(-----Nebraska Individual Leaders-----)								
Date	Opponent	Result	Record (B1G)	Attend.	Points	Rebounds	Assists	Steals
11/6	Lindenwood	W, 84-52	1-0 (0-0)	13,478	Hoiberg (15)	Allick (8)	Coleman (4)	Allick (2)
11/9	Florida A&M	W, 81-54	2-0 (0-0)	13,766	Mast (20)	Mast (16)	Lawrence (4)	Hoiberg (4)
11/13	Rider	W, 64-50	3-0 (0-0)	13,478	Wilcher (13)	Mast (13)	Williams (3)	Lawrence (2)
11/15	Stony Brook	W, 84-63	4-0 (0-0)	13,614	Gary (19)	Williams (9)	Mast (5)	Tominaga (2)
11/18	vs. Oregon State	W, 84-63	5-0 (0-0)	2,938	Williams (25)	Mast (13)	Lawrence (3)	Allick, Williams, Tominaga (2)
11/22	Duquesne	W, 89-70	6-0 (0-0)	14,426	Tominaga (24)	Allick (7)	Allick (5)	Wilcher (1)
11/26	Cal State Fullerton	W, 85-72	7-0 (0-0)	14,171	Mast (19)	Mast (9)	Lawrence (5)	Gary (2)
12/3	No. 15 Creighton	L, 60-89	7-1 (0-0)	15,838	Tominaga (20)	Mast, Williams (7)	Williams, Lawrence (2)	Gary (3)
12/6	at Minnesota *	L, 65-76	7-2 (0-1)	6,899	Williams (18)	Lawrence (7)	Williams (4)	Williams (3)
12/10	Michigan State *	W, 77-70	8-2 (1-1)	14,585	Gary (20)	Mast (14)	Mast (6)	Gary (3)
12/17	at Kansas State	W, 62-46	9-2 (1-1)	10,206	Mast (19)	Gary (18)	Tominaga (4)	Tominaga (5)
12/20	North Dakota	W, 82-75	10-2 (1-1)	13,387	Wilcher (16)	Gary (12)	Williams, Lawrence (3)	Gary (2)

## THE LAST TIME...

	Nebraska...	A Nebraska Opponent...
Scored 100 or more points.....	100; at NC State, 12/1/21	102; Michigan, 12/7/21
Scored 90 or more points.....	93; at Penn State, 12/27/22	92; at Michigan, 2/9/23
Scored 41 to 50 points.....	50; Illinois, 1/10/23	46; at Kansas State, 12/17/23
Scored 40 or fewer points.....	38; at Oregon, 12/15/12	38; Southwest Minnesota State, 12/28/18
Shot 70% from the field.....	.723; vs. UNC Wilmington 12/5/97 (34-47)	.723; Kansas, 2/2/85 (34-47)
Shot 60% from the field.....	.616; vs. Boston College, 11/30/22 (32-52)	.630; Michigan, 3/5/17 (34-54)
Shot 90% from the free throw line (Min 10 attempts).....	.909; vs. Southwest Minnesota State, 12/28/18 (10-11)	.905; vs. Oregon State, 11/18/23 (19-21)
Made 10, 3-Point Field Goals.....	11; North Dakota, 12/29/2023 (11-32)	11, North Dakota, 12/20/23 (11-32)
Had 60 rebounds.....	60; vs. Oral Roberts, 12/22/99	70; at NC State, 12/1/21
Had 50 rebounds.....	57; at Kansas State, 12/17/2023	52; at St. John's, 11/17/22
Had 30 assists.....	35, vs. Northeastern Illinois, 12/21/94	32; at Minnesota, 3/8/20
Had 15 steals.....	16, vs. McNeese State, 11/25/20	16; at Creighton, 12/11/2020
Had 10 blocked shots.....	14; at Northwestern, 1/2/18	11; at NC State, 12/1/21
Had 10 or fewer turnovers.....	9; North Dakota, 12/20/23	9; Michigan State, 12/10/23
Had 20 or more turnovers.....	20; vs. Memphis, 11/25/00	21; Kennesaw State, 12/22/21
Had three players with 20 points.....	vs. Iowa, 3/10/19	Michigan, 1/14/17
.....	(Palmer Jr. 27; Watson Jr. 23; Roby 23)	(Wagner 23, Irvin 21, Walton 20)
Had three players with 10 rebounds.....	vs. Texas Tech, 1/19/00	at Kansas, 1/9/02
.....	(Bradford 16, Ffriend 12, Truscott 11)	(Collison 13, Gooden 12, Simien 10)
Had five players reach double-figure points.....	vs. North Dakota, 12/20/23	at Minnesota, 12/6/23
.....	(Wilcher-16; Lawrence-14; Tominaga-14; Gary-12; Williams-12; Allick-10)	(Ola-Joseph-15; Carrington-13; Payne-12, Mitchell-12; Hawkins-12)
Had a player score 40 points.....	41; Teddy Allen vs. Penn State 2/23/21	41; Marcus Carr, Minnesota, 2/27/21
Had a player score 30 points.....	30; Keisei Tominaga vs. Penn State, 2/5/23	30; Max Jones, Cal State Fullerton, 11/26/23
Had a player grab 15 rebounds.....	18; Juwan Gary at Kansas State, 12/17/2023	16; Julian Reece, Maryland, 2/19/23
Had a player dish out 10 assists.....	12; Alonzo Verge Jr. at Ohio State, 3/1/22	11; Elijah Hawkins, at Minnesota, 12/6/23
Had a player collect five steals.....	5; Keisei Tominaga at Kansas State, 12/17/2023	6; Jamhir Young, at Maryland, 1/28/23
Had a player block five shots.....	5; Isaiah Roby vs. Maryland, 2/6/18	7; Zach Edey, Purdue, 12/10/2022
Had a player with a triple double.....	13 pt/11 reb/10 asst.; Dalano Banton vs. Doane, 12/17/20	12 pt/11 reb./10 asst.; Trayce Jackson-Davis, Indiana, 12/7/22



SPECIALITY STATS

MISC. REVIEW

Nebraska Record When:	All (W)	All (L)	H (W)	H (L)	A (W)	A (L)	Rebounds are Even	1	1	1	0	0	1
Ahead at Halftime	6	1	5	1	1	0	Committing More TOs than Opp	3	1	2	0	1	1
Behind at Halftime	4	1	3	1	1	0	Committing Fewer TOs than Opp	5	1	4	1	1	0
Tied at Halftime	0	0	0	0	0	0	Turnovers are Even	2	0	2	0	0	0
Bench Outscores Opponent's	7	0	6	0	1	0	Leading with 5:00 left	9	0	7	0	2	0
Opponent Bench Outscores NU	2	2	1	2	1	0	Trailing with 5:00 left	1	2	1	1	0	1
Bench scoring is even	1	0	1	0	0	0	Tied with 5:00 left	0	0	0	0	0	0
Shooting 50% or Better	2	0	2	0	0	0	In Overtime	0	0	0	0	0	0
Shooting Under 50%	8	2	6	2	2	0	Scoring 80 or more points	7	0	6	0	1	0
Opp. Shoots 50% or Better	0	0	0	0	0	0	Scoring 61 to 79 points	3	1	2	1	1	0
Opp. Shoots Under 50%	10	2	8	2	2	0	Scoring 60 or fewer points	0	1	0	1	0	0
Outshooting Opponent (pct.)	10	0	8	0	2	0	Allowing 80 or more points	0	1	0	1	0	0
Outshot by Opponent (pct.)	0	2	0	1	0	1	Allowing 61 to 79 points	6	1	5	0	1	1
Shooting is even	0	0	0	0	0	0	Allowing 60 or fewer points	4	0	3	0	1	0
Outrebounding Opponent	7	0	5	0	2	0							
Outrebounded by Opponent	2	1	2	1	0	0							

MISC. TOTALS

Biggest margin of victory .....	32, Lindenwood (11/6)	Largest halftime lead surrendered in loss .....	15, at Minnesota (12/6)
Biggest margin of defeat .....	29, Creighton (12/3)	Largest lead at any time .....	36, Lindenwood (11/6)
Largest deficit overcome in win.....	14, North Dakota (12/20)	Largest deficit at any time .....	31, Creighton (12/3)
Largest halftime deficit overcome in win .....	10; North Dakota (12/20)	Largest runs without opponent scoring .....	20 vs. Oregon State (9:26-2:51, 1st)
Largest lead surrendered in loss.....	17, at Minnesota (12/6)	Largest opponent run without NU scoring.....	13 at Minnesota (15:57-12:23, 2nd)

SPECIALITY STATS

Opponent	NU-Opp Paint	NU-Opp off TO	NU-Opp 2nd Ch.	NU-Opp Bench	Largest Lead	Largest Deficit	Tip	1st Sub(s)
Lindenwood	32-32	8-4	11-9	27-21	36 (2nd, 5:34)	2 (1st, 19:36)	L	Hoiberg
Florida A&M	24-26	11-9	18-9	30-24	29 (2nd, 12:39)	1 (1st, 15:38)	L	Hoiberg, Coleman, Rice
Rider	18-16	9-4	13-10	26-14	17 (2nd, 1:44)	-	W	Hoiberg, Coleman
Stony Brook	42-18	7-19	12-9	29-14	23 (2nd, 1:47)	2 (1st, 17:59)	W	Gary
vs. Oregon State	38-16	14-5	22-6	25-17	31 (2nd, 14:06)	6 (1st, 18:12)	L	Gary
Duquesne	32-34	7-3	8-16	27-19	17 (2nd, 6:57)	6 (1st, 12:37)	L	Wilcher, Hoiberg, Gary, Coleman
Cal State Fullerton	28-32	11-7	8-14	18-18	19 (2nd, 4:51)	3 (1st, 18:43)	L	Coleman
Creighton	34-36	13-5	10-16	18-20	3 (1st, 14:56)	31 (2nd, 1:44)	L	Gary
at Minnesota	32-24	21-24	8-14	20-27	17 (1st, 1:13)	11 (2nd, 0:32)	L	Wilcher, Gary
Michigan State	30-28	8-4	4-8	18-9	7 (2nd, 0:25)	7 (1st, 12:19)	L	Wilcher, Hoiberg
at Kansas State	28-22	8-4	16-12	9-11	19 (2nd, 4:22)	6 (1st, 3:12)	L	Allick
North Dakota	30-28	20-7	17-15	21-28	10 (2nd, 0:46)	14 (2nd, 19:16)	W	Wilcher



## 2023-24 HONORS

## C.J. WILCHER

JUNIOR • GUARD • 6-5 • 214 • PLAINFIELD, N.J. • ROSELLE CATHOLIC

- Experienced guard who can either start or come off the bench and has over 100 3-pointers in his Husker career
- Is one of the Huskers' leaders and has played every game since arriving at Nebraska in 2021-22
- Has four double-figures efforts this season, most recently a 16-point, four-rebound effort vs. North Dakota on Dec. 20, as he hit a season-best four 3-pointers against the Fighting Hawks
- Had 10 pointson 3-of-5 shooting in the win over Michigan Staste
- Finished with nine points, three rebounds and two assists at Minnesota
- Totaled 13 points and five rebounds in the win over Rider and 13 points against Lindenwood
- Played in all 32 games, including 24 starts, in 2022-23 and averaged 8.0 points per game while ranking second on the team with 42 3-pointers
- Totaled 10 double-figure efforts as a sophomore, including a career-high 22 points at No. 14 Indiana on Dec. 7, 2022
- Played in all 32 games in 2021-22, averaging 8.1 points and 2.3 rebounds per game as the Huskers' sixth man
- Paced NU in 3-pointers (52) and 3-point percentage (.406), while he also shot 43 percent from long range in Big Ten play
- Spent the 2020-21 season at Xavier, playing in 15 games and averaging 3.3 points and 1.1 rebounds per game
- Was a four-star recruit who ranked No. 81 by ESPN in the class of 2021
- Playing for Dave Boff at Roselle Catholic, averaging 18.8 points, 4.5 rebounds and 2.8 assists per game to earn first-team all-state honors
- Younger brother (Simeon) is a freshman guard at St. John's in 2023-24

## MISC. STATS

Category	2023-24	Career*
10+ Points	4	28
20+ Points	0	2
30+ Points	0	0
40+ Points	0	0
Double-Doubles	0	0
10+ Rebounds	0	0
10+ Assists	0	0
Led NU in Scoring	2	6
Led NU in Reb.	0	0
Led NU in Assists	0	1

\*Includes Xavier

## SEASON/CAREER HIGHS

<b>Points</b>	
Season:	16, North Dakota (12/20/23)
College Career:	22, at Indiana (12/7/22)
<b>Rebounds</b>	
Season:	5, Rider (11/13/23)
College Career:	6, Three times (last, 2/25/23)
<b>Field Goals</b>	
Season:	6, North Dakota (12/20/23)
College Career:	8, vs. Omaha (11/10/22)
<b>3-Point Field Goals</b>	
Season:	4, North Dakota (12/20/23)
College Career:	5, at Rutgers (2/14/23)
<b>Free Throws</b>	
Season:	3, Lindenwood (11/6/23)
College Career:	6, at Indiana (12/7/22)
<b>Free Throw Attempts</b>	
Season:	4, Lindenwood (11/6/23)
College Career:	6, at Indiana (12/7/22)
<b>Assists</b>	
Season:	2, Three times (last, 12/6/23)
College Career:	4, Three times (last, 2/14/23)
<b>Steals</b>	
Season:	1, Three times (last, 12/20/23)
College Career:	3, Idaho State (11/19/21)
<b>Blocks</b>	
Season:	2, Lindenwood (11/6/23)
College Career:	2, Two times (last, 11/6/23)
<b>Minutes Played</b>	
Season:	23, Rider (11/13/23)
College Career:	38, Two times (last, 1/7/23)

## CAREER STATS

				Field Goals		3-Point		F-Throws		Rebounds								Scoring		
SEASON	TEAM	GP-GS	MIN/AVG	FG-FGA	FG%	3FG-3FGA	3FG%	FT-FTA	FT%	OFF	DEF	TOT	AVG	PF-FO	A	TO	BLK	STL	PTS	AVG
2020-21	XU	15-1	151/10.1	18-45	.400	10-29	.345	4-4	1.000	7	9	16	1.1	11-0	5	7	1	5	50	3.3
2021-22	Nebr	32-2	791/24.7	92-199	.462	52-128	.406	22-35	.629	17	56	73	2.3	42-1	26	31	3	25	258	8.1
2022-23	Nebr	32-24	870/27.2	95-238	.399	42-134	.313	23-36	.639	17	61	78	2.4	52-1	44	47	6	18	255	8.0
2023-24	Nebr	12-2	199/16.6	29-64	.453	15-40	.375	10-12	.833	9	15	24	2.0	12-0	12	6	4	3	83	6.9
TOTAL FOR Nebr		76-28	1861/24.5	216-501	.431	109-302	.361	55-83	.663	43	132	175	2.3	106-2	82	84	13	46	596	7.8
TOTAL		91-29	2012/22.1	234-546	.429	119-331	.360	59-87	.678	50	141	191	2.1	117-2	87	91	14	51	646	7.1

## 2023-24 GAME BY GAME

Opponent	Date	GS	MIN	Total		3-Pointers		Free throws		Rebounds											
				FG-FGA	PCT	3FG-3FGA	PCT	FT-FTA	PCT	OFF	DEF	TOT	AVG	PF	A	TO	BLK	STL	PTS	AVG	
Lindenwood	11/06/2023	*	22:08	4-8	.500	2-5	.400	3-4	.750	0	1	1	1.0	0	2	0	2	0	13	13.0	
Florida A&M	11/09/2023	*	19:51	2-6	.333	1-4	.250	1-2	.500	0	1	1	1.0	4	2	0	1	0	6	9.5	
Rider	11/13/2023		22:51	4-8	.500	3-5	.600	2-2	1.000	4	1	5	2.3	2	1	3	0	0	13	10.7	
Stony Brook	11/15/2023		14:23	1-3	.333	0-2	.000	0-0	.000	0	0	0	1.8	0	0	0	0	1	2	8.5	
vs Oregon St.	11/18/2023		12:44	1-2	.500	1-2	.500	0-0	.000	0	0	0	1.4	0	1	0	0	0	3	7.4	
Duquesne	11/22/2023		16:17	1-2	.500	0-1	.000	0-0	.000	0	2	2	1.5	1	1	0	0	1	2	6.5	
Cal St. Fullerton	11/26/2023		16:37	2-6	.333	1-5	.200	0-0	.000	1	2	3	1.7	1	1	0	0	0	5	6.3	
Creighton	12/03/2023		14:56	2-4	.500	0-2	.000	0-0	.000	0	0	0	1.5	0	0	0	0	0	4	6.0	
at Minnesota	12/06/2023		18:07	3-6	.500	1-2	.500	2-2	1.000	1	2	3	1.7	2	2	1	0	0	9	6.3	
Michigan St.	12/10/2023		15:00	3-5	.600	2-4	.500	2-2	1.000	1	1	2	1.7	0	1	0	0	0	10	6.7	
at Kansas St.	12/17/2023		08:15	0-4	.000	0-2	.000	0-0	.000	1	2	3	1.8	1	0	1	1	0	0	6.1	
North Dakota	12/20/2023		18:22	6-10	.600	4-6	.667	0-0	.000	1	3	4	2.0	1	1	1	0	1	16	6.9	
Totals			2 199:30	29-64	.453	15-40	.375	10-12	.833	9	15	24	2.0	12	12	6	4	3	83	6.9	

## Player Averages

Games Played	Minutes/game	Points/game	FG Pct	3FG Pct	FT Pct	Rebounds/game	Assists/game	Turnovers/game	Assist/Turnover ratio	Steals/game	Blocks/game
12	16.6	6.9	45.3	37.5	83.3	2.0	1.0	0.5	2.0	0.3	0.3



2023-24 HONORS

SAM HOIBERG

SOPHOMORE • GUARD • 6-0 • 183 • LINCOLN, NEB. • PIUS X

- Savvy guard who brings a spark off the bench and has become more than a spot-up shooter as he is used in several roles
- Keyed a first-half run with five points and added two assists and two boards vs. North Dakota
- Had three points, three rebounds, two assists and two steals in the win at Kansas State
- Finished with five points, three rebounds and two assists in the win over Michigan State
- Matched his season high with five rebounds vs. No. 15 Creighton
- Topped NU against Lindenwood in the season opener, matching his career high with 15 points, along with five rebounds and two assists
- Played in 21 contests, including one start, in 2022-23 and was one of NU's top guards off the bench as he averaged 4.1 points per game on 55 percent shooting
- Provided an offensive spark down the stretch, averaging 6.6 ppg on 58 percent shooting and 2.9 rpg over the final 12 contests of 2022-23
- Poured in a career-high 15 points on 6-of-8 shooting in 26 minutes at Maryland on Jan. 27, 2023
- Garnered honorable-mention all-state honors as a senior, averaging 14.9 points, 4.2 rebounds and 3.8 assists at Lincoln Pius X High School in 2020-21, helping the school to an 18-4 record and a berth in the Class A (largest class) state tournament
- Sports and Media Communications major who hosts his own weekly radio show
- Is the son of NU Head Coach Fred Hoiberg, who played collegiately at Iowa State and in the NBA for a decade, while his oldest brother, Jack, played at both Michigan State (2017-21) and Texas Arlington (2021-22) and works in the San Antonio Spurs organization in the video department

MISC. STATS

Category	2023-24	Career
10+ Points	1	3
20+ Points	0	0
30+ Points	0	0
40+ Points	0	0
Double-Doubles	0	0
10+ Rebounds	0	0
10+ Assists	0	0
Led NU in Scoring	1	1
Led NU in Reb.	0	1
Led NU in Assists	0	0

SEASON/CAREER HIGHS

<b>Points</b>	
Season:	15, Lindenwood (11/6/23)
College Career:	15, Two times (1/28/23)
<b>Rebounds</b>	
Season:	5, Two times (last, 12/3/23)
College Career:	6, Three times (last, 2/25/23)
<b>Field Goals</b>	
Season:	5, Lindenwood (11/6/23)
College Career:	6, at Maryland (1/28/23)
<b>3-Point Field Goals</b>	
Season:	2, Lindenwood (11/6/23)
College Career:	3, at Maryland (1/28/23)
<b>Free Throws</b>	
Season:	3, Lindenwood (11/6/23)
College Career:	5, Two times (last, 2/28/23)
<b>Free Throw Attempts</b>	
Season:	5, Lindenwood (11/6/23)
College Career:	6, Michigan State (2/28/23)
<b>Assists</b>	
Season:	2, Five times (last, 12/20/23)
College Career:	2, Five times (last, 12/20/23)
<b>Steals</b>	
Season:	4, Florida A&M (11/9/23)
College Career:	Same
<b>Blocks</b>	
Season:	1, Two times (last, 11/22/23)
College Career:	1, Three times (last, 11/22/23)
<b>Minutes Played</b>	
Season:	25, Two times (last, 12/17/23)
College Career:	37, Maryland (2/19/23)

CAREER STATS

				Field Goals		3-Point		F-Throws		Rebounds									Scoring	
SEASON	TEAM	GP-GS	MIN/AVG	FG-FGA	FG%	3FG-3FGA	3FG%	FT-FTA	FT%	OFF	DEF	TOT	AVG	PF-FO	A	TO	BLK	STL	PTS	AVG
2022-23	Nebr	21-1	267/12.7	27-49	.551	9-22	.409	23-28	.821	8	30	38	1.8	19-0	7	8	1	13	86	4.1
2023-24	Nebr	12-0	210/17.5	16-38	.421	9-21	.429	7-12	.583	5	22	27	2.3	19-0	14	8	2	10	48	4.0
TOTAL		33-1	477/14.5	43-87	.494	18-43	.419	30-40	.750	13	52	65	2.0	38-0	21	16	3	23	134	4.1

2023-24 GAME BY GAME

Opponent	Date	GS	MIN	Total		3-Pointers		Free throws		Rebounds				PF							
				FG	FGA	PCT	3FG	3FGA	PCT	FT	FTA	PCT	OFF	DEF	TOT	AVG	A	A	TO	BLK	STL
Lindenwood	11/06/2023		25:14	5-7	.714	2-4	.500	3-5	.600	0	5	5	5.0	1	2	0	1	1	15	15.0	
Florida A&M	11/09/2023		22:37	1-3	.333	1-3	.333	0-0	.000	1	2	3	4.0	1	1	2	0	4	3	9.0	
Rider	11/13/2023		22:04	2-4	.500	1-3	.333	2-2	1.000	2	2	4	4.0	2	1	1	0	0	7	8.3	
Stony Brook	11/15/2023		12:41	1-2	.500	0-1	.000	0-0	.000	0	0	0	3.0	3	1	1	0	0	2	6.8	
vs Oregon St.	11/18/2023		11:48	2-4	.500	1-3	.333	0-1	.000	0	0	0	2.4	3	0	1	0	0	5	6.4	
Duquesne	11/22/2023		14:43	1-3	.333	1-1	1.000	0-0	.000	0	0	0	2.0	0	0	0	1	0	3	5.8	
Cal St. Fullerton	11/26/2023		15:20	0-1	.000	0-0	.000	0-0	.000	0	2	2	2.0	3	1	0	0	0	0	5.0	
Creighton	12/03/2023		11:12	0-3	.000	0-0	.000	0-2	.000	2	3	5	2.4	0	0	0	0	1	0	4.4	
at Minnesota	12/06/2023		08:28	0-0	.000	0-0	.000	0-0	.000	0	0	0	2.1	0	2	0	0	0	0	3.9	
Michigan St.	12/10/2023		16:38	1-4	.250	1-2	.500	2-2	1.000	0	3	3	2.2	1	2	0	0	1	5	4.0	
at Kansas St.	12/17/2023		25:33	1-3	.333	1-2	.500	0-0	.000	0	3	3	2.3	1	2	0	0	2	3	3.9	
North Dakota	12/20/2023		23:46	2-4	.500	1-2	.500	0-0	.000	0	2	2	2.3	4	2	3	0	1	5	4.0	
Totals		0	210:04	16-38	.421	9-21	.429	7-12	.583	5	22	27	2.3	19	14	8	2	10	48	4.0	

Player Averages

Games Played	Minutes/ game	Points/ game	FG Pct	3FG Pct	FT Pct	Rebounds/ game	Assists/ game	Turnovers/ game	Assist/Turnover ratio	Steals/ game	Blocks/ game
12	17.5	4.0	42.1	42.9	58.3	2.3	1.2	0.7	1.8	0.8	0.2



## 2023-24 HONORS

## BRICE WILLIAMS

JUNIOR • GUARD • 6-7 • 213 • HUNTERVILLE, N.C. • CHARLOTTE

- Three-level scorer who is a career 39 percent shooter from 3-point range and possesses the ability and wingspan to guard several positions
- Has been in double figures 10 times, including a season-high 25-point effort in the win over Oregon State
- Nearly posted a double-double at Kansas State with 10 points and nine rebounds
- Scored all 14 of his points in the second half against Michigan State, including a go-ahead 3-pointer with 2:10 remaining.
- Finished with 18 points, six boards and four assists before fouling out at Minnesota
- Scored 16 of his 17 points in the second half and added a season-high nine rebounds against Stony Brook
- Returned from a knee injury to earn second-team All-Conference USA honors in 2022-23, averaging 13.8 points and 5.8 rebounds per game while shooting almost 40 percent from 3-point range.
- MVP of the 2023 College Basketball Invitational, averaging 16.3 points, 7.8 rebounds and 3.0 assists per game and posting two double-doubles in four games
- Two-time C-USA Player of the Week who earned USBWA National Player of the Week after averaging 31.0 points on 78 percent shooting, 5.5 rebounds and 1.5 assists per game
- Was a second-team Charlotte Observer All-Mecklenburg County pick after averaging 21.2 points and 5.3 rebounds per game at Hopewell High School
- Graduated from Charlotte with a degree in mass communications in July of 2023 and is in NU's graduate program
- His father (Henry) is Charlotte's all-time leading scorer with 2,383 points and was a second-round pick of the San Antonio Spurs in 1992 before playing in Europe for a decade

## MISC. STATS

Category	2023-24	Career*
10+ Points	10	49
20+ Points	1	13
30+ Points	0	2
40+ Points	0	0
Double-Doubles	0	4
10+ Rebounds	0	4
10+ Assists	0	0
Led NU in Scoring	2	2
Led NU in Reb.	2	2
Led NU in Assists	4	4
Includes Charlotte		

## SEASON/CAREER HIGHS

<b>Points</b>	
Season:	25, vs. Oregon State (11/18/23)
College Career:	32, UAB (3/4/23)
<b>Rebounds</b>	
Season:	9, Two times (last, 12/17/23)
College Career:	13, Rice (2/25/23)
<b>Field Goals</b>	
Season:	9, vs. Oregon State (11/18/23)
College Career:	12, UAB (3/4/23)
<b>3-Point Field Goals</b>	
Season:	3, vs. Oregon State (11/18/23)
College Career:	4, vs. Milwaukee (3/20/23)
<b>Free Throws</b>	
Season:	7, Florida A&M (11/9/23)
College Career:	11, Middle Tenn. St. (12/29/22)
<b>Free Throw Attempts</b>	
Season:	7, Florida A&M (11/9/23)
College Career:	14, Louisiana Tech (12/31/22)
<b>Assists</b>	
Season:	4, Two times (last, 12/6/23)
College Career:	4, Three times (last, 12/6/23)
<b>Steals</b>	
Season:	3, at Minnesota (12/6/23)
College Career:	3, Three times (last, 12/6/23)
<b>Blocks</b>	
Season:	2, Two times (last, 12/17/23)
College Career:	3, Two times (last, 3/20/23)
<b>Minutes Played</b>	
Season:	32, at Kansas State (12/17/23)
College Career:	46, UAB (3/4/23)

## CAREER STATS

				Field Goals		3-Point		F-Throws		Rebounds								Scoring			
SEASON	TEAM	GP-GS	MIN/AVG	FG-FGA	FG%	3FG-3FGA	3FG%	FT-FTA	FT%	OFF	DEF	TOT	AVG	PF-FO	A	TO	BLK	STL	PTS	AVG	
2019-20	CLT	27-0	244/9.0	23-62	.371	9-30	.300	8-12	.667	5	35	40	1.5	18-0	4	11	7	6	63	2.3	
2020-21	CLT	25-14	738/29.5	86-182	.473	31-72	.431	40-57	.702	20	79	99	4.0	54-0	25	27	11	19	243	9.7	
2022-23	CLT	36-13	976/27.1	170-355	.479	58-146	.397	97-115	.843	28	162	190	5.3	48-1	43	46	13	20	495	13.8	
2023-24	Nebr	12-12	329/27.4	53-121	.438	17-48	.354	39-45	.867	16	46	62	5.2	27-1	28	18	9	8	162	13.5	
TOTAL FOR Nebr		12-12	329/27.4	53-121	.438	17-48	.354	39-45	.867	16	46	62	5.2	27-1	28	18	9	8	162	13.5	
TOTAL		100-39	2288/22.9	332-720	.461	115-296	.389	184-229	.803	69	322	391	3.9	147-2	100	102	40	53	963	9.6	

## 2023-24 GAME BY GAME

Opponent	Date	GS	MIN	Total		3-Pointers		Free throws		Rebounds				PF	A	TO	BLK	STL	PTS	AVG	
				FG-FGA	PCT	3FG-3FGA	PCT	FT-FTA	PCT	OFF	DEF	TOT	AVG								
Lindenwood	11/06/2023	*	23:15	4-11	.364	2-6	.333	3-4	.750	0	1	1	1.0	1	2	1	1	0	13	13.0	
Florida A&M	11/09/2023	*	22:19	3-9	.333	2-4	.500	7-7	1.000	2	4	6	3.5	3	2	1	1	0	15	14.0	
Rider	11/13/2023	*	28:01	1-6	.167	1-3	.333	4-5	.800	0	8	8	5.0	1	3	1	0	1	7	11.7	
Stony Brook	11/15/2023	*	23:26	6-9	.667	2-3	.667	3-4	.750	2	7	9	6.0	3	4	3	0	0	17	13.0	
vs Oregon St.	11/18/2023	*	28:21	9-17	.529	3-7	.429	4-4	1.000	3	0	3	5.4	0	2	0	1	2	25	15.4	
Duquesne	11/22/2023	*	30:06	3-6	.500	1-3	.333	4-4	1.000	0	1	1	4.7	3	1	0	0	0	11	14.7	
Cal St. Fullerton	11/26/2023	*	29:48	4-9	.444	2-5	.400	4-4	1.000	0	2	2	4.3	3	3	1	2	0	14	14.6	
Creighton	12/03/2023	*	21:19	3-7	.429	0-0	.000	0-0	.000	2	5	7	4.6	1	2	1	0	1	6	13.5	
at Minnesota	12/06/2023	*	30:28	8-16	.500	1-3	.333	1-2	.500	3	3	6	4.8	5	4	4	1	3	18	14.0	
Michigan St.	12/10/2023	*	30:02	4-7	.571	1-2	.500	5-6	.833	0	3	3	4.6	2	0	2	1	0	14	14.0	
at Kansas St.	12/17/2023	*	31:59	4-12	.333	2-7	.286	0-1	.000	1	8	9	5.0	3	2	2	2	0	10	13.6	
North Dakota	12/20/2023	*	30:02	4-12	.333	0-5	.000	4-4	1.000	3	4	7	5.2	2	3	2	0	1	12	13.5	
Totals			12	329:06	53-121	.438	17-48	.354	39-45	.867	16	46	62	5.2	27	28	18	9	8	162	13.5

## Player Averages

Games Played	Minutes/game	Points/game	FG Pct	3FG Pct	FT Pct	Rebounds/game	Assists/game	Turnovers/game	Assist/Turnover ratio	Steals/game	Blocks/game
12	27.4	13.5	43.8	35.4	86.7	5.2	2.3	1.5	1.6	0.7	0.8





JUWAN GARY

JUNIOR • GUARD/FORWARD • 6-6 • 215 • COLUMBIA, S.C. • ALABAMA

- Returning starter at forward who returned after season-ending shoulder surgery in January of 2023
- Gives the Huskers toughness and athleticism and has worked to significantly improve his shooting
- Has been in double figures eight times, tying or setting career highs in scoring three times in 2023-24
- Posted his second straight double-double with 12 points and 12 boards vs. North Dakota
- Grabbed a career-high 18 rebounds, including 11 offensive boards, and had 13 points in the win at Kansas State
- Made his first start of the season against Michigan State and finished with 20 points on 8-of-11 shooting, three rebounds and three steals
- Totaled 11 points, four rebounds, two assists and two steals at Minnesota
- Totaled a career-high 20 points on 7-of-10 shooting against Duquesne
- Recorded a double-double in the win over Oregon State with 12 points and a season-high 10 rebounds, marking his fourth career double-double
- Starting forward who played in 17 games before suffering a season-ending left shoulder injury on Jan. 10, 2023
- Had nine double-figure games and three games with 10+ rebounds in 17 contests
- Had a season-high 18 points, including the go-ahead basket with 55 seconds left in OT, and six boards at Minnesota
- Played in 29 games at Alabama in 2021-22, averaging 6.5 points per game on 51 percent shooting and 3.4 rebounds per game
- Totaled eight double-figure efforts, including a career-high 19 points in wins over both Houston and at Florida, and two double-doubles
- Helped Alabama to an SEC title and an NCAA Sweet 16 berth in 2020-21, playing in 30 games, including two starts, as Alabama went 26-7
- Suffered a torn right ACL in October of 2019 and missed the entire season
- Ranked No. 64 overall by ESPN and was No. 82 in the RSCI Composite after averaging 25 points, seven rebounds and two blocks per game for Liberty Heights Charter School

2023-24 HONORS

MISC. STATS

Category	2023-24	Career*
10+ Points	8	28
20+ Points	2	2
30+ Points	0	0
40+ Points	0	0
Double-Doubles	3	6
10+ Rebounds	3	8
10+ Assists	0	0
Led NU in Scoring	2	5
Led NU in Reb.	2	6
Led NU in Assists	0	0

\*Includes Alabama

SEASON/CAREER HIGHS

Points		
Season:	20, Two times (last, 12/10/23)	
College Career:	Same	
Rebounds		
Season:	18, at Kansas State (12/17/23)	
College Career:	Same	
Field Goals		
Season:	8, Two times (last, 12/10/23)	
College Career:	Same	
3-Point Field Goals		
Season:	3, North Dakota (12/20/23)	
College Career:	3, Two times (last, 12/20/23)	
Free Throws		
Season:	5, Cal State Fullerton (11/26/23)	
College Career:	6 vs. Houston (12/11/21)	
Free Throw Attempts		
Season:	6, Cal State Fullerton (11/26/23)	
College Career:	9 vs. Houston (12/11/21)	
Assists		
Season:	3, Two times (last, 11/22/23)	
College Career:	3, Three times (last, 11/22/23)	
Steals		
Season:	3, Two times (last, 12/10/23)	
College Career:	4, at Kansas State (12/17/22)	
Blocks		
Season:	2, Two times (last, 12/10/23)	
College Career:	3, Two times (last, 3/18/22)	
Minutes Played		
Season:	36, Michigan State (12/10/23)	
College Career:	37, Iowa (12/29/22)	

CAREER STATS

				Field Goals		3-Point		F-Throws		Rebounds												Scoring	
SEASON	TEAM	GP-GS	MIN/AVG	FG-FGA	FG%	3FG-3FGA	3FG%	FT-FTA	FT%	OFF	DEF	TOT	AVG	PF-FO	A	TO	BLK	STL	PTS	AVG			
2020-21	Bama	30-2	284/9.5	48-89	.539	1-9	.111	18-34	.529	40	45	85	2.8	40-1	5	13	12	14	115	3.8			
2021-22	Bama	29-16	450/15.5	73-142	.514	9-41	.220	33-54	.611	49	50	99	3.4	61-1	9	18	16	17	188	6.5			
2022-23	Nebr	17-17	502/29.6	64-147	.435	15-57	.263	18-29	.621	35	75	110	6.5	32-0	14	15	9	24	161	9.5			
2023-24	Nebr	9-3	247/27.4	50-92	.543	13-33	.394	15-22	.682	28	38	66	7.3	15-0	11	8	6	13	128	14.2			
TOTAL FOR Nebr		26-20	749/28.8	114-239	.477	28-90	.311	33-51	.647	63	113	176	6.8	47-0	25	23	15	37	289	11.1			
TOTAL		85-38	1483/17.4	235-470	.500	38-140	.271	84-139	.604	152	208	360	4.2	148-2	39	54	43	68	592	7.0			

2023-24 GAME BY GAME

Opponent	Date	GS	MIN	Total		3-Pointers		Free throws		Rebounds				PF	A	TO	BLK	STL	PTS	AVG
				FG-FGA	PCT	3FG-3FGA	PCT	FT-FTA	PCT	OFF	DEF	TOT	AVG							
Stony Brook	11/15/2023		23:18	8-11	.727	2-4	.500	1-4	.250	2	5	7	7.0	0	0	0	0	0	19	19.0
vs Oregon St.	11/18/2023		20:58	5-10	.500	1-4	.250	1-2	.500	4	6	10	8.5	3	2	2	2	1	12	15.5
Duquesne	11/22/2023		22:03	7-10	.700	2-4	.500	4-4	1.000	2	3	5	7.3	3	1	0	0	0	20	17.0
Cal St. Fullerton	11/26/2023		24:46	3-10	.300	2-7	.286	5-6	.833	2	4	6	7.0	0	1	0	0	2	13	16.0
Creighton	12/03/2023		24:11	4-9	.444	0-2	.000	0-0	.000	1	0	1	5.8	0	1	0	1	3	8	14.4
at Minnesota	12/06/2023		30:54	5-7	.714	0-1	.000	1-1	1.000	2	2	4	5.5	3	2	2	0	2	11	13.8
Michigan St.	12/10/2023	*	35:59	8-11	.727	2-4	.500	2-3	.667	0	3	3	5.1	2	1	1	2	3	20	14.7
at Kansas St.	12/17/2023	*	30:39	6-16	.375	1-2	.500	0-0	.000	11	7	18	6.8	3	1	3	1	0	13	14.5
North Dakota	12/20/2023	*	34:01	4-8	.500	3-5	.600	1-2	.500	4	8	12	7.3	1	2	0	0	2	12	14.2
Totals		3	246:50	50-92	.543	13-33	.394	15-22	.682	28	38	66	7.3	15	11	8	6	13	128	14.2

Player Averages

Games Played	Minutes/game	Points/game	FG Pct	3FG Pct	FT Pct	Rebounds/game	Assists/game	Turnovers/game	Assist/Turnover ratio	Steals/game	Blocks/game
9	27.4	14.2	54.3	39.4	68.2	7.3	1.2	0.9	1.4	1.4	0.7



## 2023-24 HONORS

## JARRON COLEMAN

SENIOR • GUARD • 6-5 • 213 • INDIANAPOLIS, IND. • BALL STATE

- Grad transfer from Ball State who comes off the bench to give the Husker backcourt size and leadership
- Has recorded multiple assists seven times in 2023-24, including four assists in wins over Lindenwood and Duquesne
- Totaled five points, six boards and four assists in the win over Lindenwood
- Was a second-team All-Mid-American Conference pick in 2022-23, topping Ball State in scoring (14.6 ppg), assists (3.8 apg) and steals (1.3 spg), as he finished eighth in the MAC in assists and 3-pointers per game
- Spent the 2021-22 season at Missouri, where he averaged 8.6 points, 3.4 rebounds and 2.8 assists per game, leading the Tigers in assists and 3-pointers (46) while totaling 14 double-figure efforts
- Was the MAC Freshman of the Year in 2019-20 at Ball State, leading all MAC Freshmen in scoring, assists and rebounding in conference action
- Played at Cathedral High School in Indianapolis, where he averaged 17.2 points, 6.3 rebounds and 4.1 assists per game to garner IBCA Senior All-State Supreme 15 honors
- Received his undergraduate degree from Ball State in July of 2023, becoming the first college graduate in his family, and is currently studying sports communications at Nebraska

## MISC. STATS

Category	2023-24	Career*
10+ Points	0	51
20+ Points	0	9
30+ Points	0	0
40+ Points	0	0
Double-Doubles	0	11
10+ Rebounds	0	13
10+ Assists	0	0
Led NU in Scoring	0	0
Led NU in Reb.	0	0
Led NU in Assists	2	2

\*Includes Ball State/Missouri

## SEASON/CAREER HIGHS

<b>Points</b>	
Season:	5, Lindenwood (11/6/23)
College Career:	33, Toledo (3/11/21)
<b>Rebounds</b>	
Season:	6, Lindenwood (11/6/23)
College Career:	13, at Ole Miss (1/18/22)
<b>Field Goals</b>	
Season:	1, Five times (11/22/23)
College Career:	12, Toledo (3/11/21)
<b>3-Point Field Goals</b>	
Season:	1, Two times (11/9/23)
College Career:	7, Two times (last, 1/24/23)
<b>Free Throws</b>	
Season:	2, Two times (last, 11/15/23)
College Career:	9, Kent State (2/21/23)
<b>Free Throw Attempts</b>	
Season:	3, Florida A&M (11/9/23)
College Career:	10, Kent State (2/21/23)
<b>Assists</b>	
Season:	4, Duquesne (11/22/23)
College Career:	8, Four times (last, 2/21/23)
<b>Steals</b>	
Season:	1, Two times (last, 11/18/23)
College Career:	4, Two times (last, 1/17/23)
<b>Blocks</b>	
Season:	1, Florida A&M (11/9/23)
College Career:	2, Three times (last, 12/10/22)
<b>Minutes Played</b>	
Season:	20, Lindenwood (11/6/23)
College Career:	43, Eastern Michigan (2/3/23)

## CAREER STATS

				Field Goals		3-Point		F-Throws		Rebounds								Scoring		
SEASON	TEAM	GP-GS	MIN/AVG	FG-FGA	FG%	3FG-3FGA	3FG%	FT-FTA	FT%	OFF	DEF	TOT	AVG	PF-FO	A	TO	BLK	STL	PTS	AVG
2019-20	BSU	31-25	791/25.5	109-239	.456	26-80	.325	44-67	.657	25	123	148	4.8	56-91	83	8	27		288	9.3
2020-21	BSU	13-10	351/27.0	62-130	.477	31-73	.425	25-32	.781	15	53	68	5.2	25-0	42	41	6	9	180	13.8
2021-22	MIZ	31-21	888/28.6	97-269	.361	46-152	.303	27-42	.643	15	90	105	3.4	64-2	86	85	7	28	267	8.6
2022-23	BSU	30-30	1026/34.2	143-380	.376	68-193	.352	76-98	.776	17	129	146	4.9	76-115	75	10	40	430	14.3	
2023-24	Nebr	9-0	118/13.1	5-27	.185	2-16	.125	7-11	.636	1	19	20	2.2	10-0	20	11	1	2	19	2.1
TOTAL FOR Nebr		9-0	118/13.1	5-27	.185	2-16	.125	7-11	.636	1	19	20	2.2	10-0	20	11	1	2	19	2.1
TOTAL		114-86	3173/27.8	416-1045	.398	173-514	.337	179-250	.716	73	414	487	4.3	231-4	354	295	32	106	1184	10.4

## 2023-24 GAME BY GAME

Opponent	Date	GS	MIN	Total		3-Pointers		Free throws		Rebounds				PF	A	TO	BLK	STL	PTS	AVG
				FG-FGA	PCT	3FG-3FGA	PCT	FT-FTA	PCT	OFF	DEF	TOT	AVG							
Lindenwood	11/06/2023		19:47	1-3	.333	1-2	.500	2-2	1.000	0	6	6	6.0	1	4	2	0	1	5	5.0
Florida A&M	11/09/2023		17:54	1-3	.333	1-3	.333	1-3	.333	0	3	3	4.5	0	3	3	1	0	4	4.5
Rider	11/13/2023		18:46	1-5	.200	0-3	.000	1-2	.500	0	3	3	4.0	1	2	0	0	0	3	4.0
Stony Brook	11/15/2023		10:47	1-2	.500	0-1	.000	2-2	1.000	0	1	1	3.3	1	2	2	0	0	4	4.0
vs Oregon St.	11/18/2023		14:50	0-2	.000	0-2	.000	1-2	.500	0	2	2	3.0	1	3	0	0	1	1	3.4
Duquesne	11/22/2023		13:38	1-5	.200	0-1	.000	0-0	.000	1	1	2	2.8	1	4	0	0	0	2	3.2
Cal St. Fullerton	11/26/2023		08:31	0-2	.000	0-1	.000	0-0	.000	0	2	2	2.7	1	2	4	0	0	0	2.7
Creighton	12/03/2023		10:36	0-4	.000	0-2	.000	0-0	.000	0	1	1	2.5	2	0	0	0	0	0	2.4
at Minnesota	12/06/2023		03:25	0-1	.000	0-1	.000	0-0	.000	0	0	0	2.2	2	0	0	0	0	0	2.1
<b>Totals</b>		<b>0</b>	<b>118:14</b>	<b>5-27</b>	<b>.185</b>	<b>2-16</b>	<b>.125</b>	<b>7-11</b>	<b>.636</b>	<b>1</b>	<b>19</b>	<b>20</b>	<b>2.2</b>	<b>10</b>	<b>20</b>	<b>11</b>	<b>1</b>	<b>2</b>	<b>19</b>	<b>2.1</b>

## Player Averages

Games Played	Minutes/game	Points/game	FG Pct	3FG Pct	FT Pct	Rebounds/game	Assists/game	Turnovers/game	Assist/Turnover ratio	Steals/game	Blocks/game
9	13.1	2.1	18.5	12.5	63.6	2.2	2.2	1.2	1.8	0.2	0.1



2023-24 HONORS

JAMARQUES LAWRENCE

SOPHOMORE • GUARD • 6-3 • 182 • PLAINFIELD, N.J. • ROSELLE CATHOLIC

- Is the Huskers starting point guard after playing more of an off the ball role in 2022-23
- A solid defender and shooter who excels the pushing the tempo and continues to make strides
- Finished with 14 points and three assists in the win over North Dakota, including eight points in an 11-2 stretch after UND got within one point
- Talled a career-high 16 points and seven rebounds in the loss at Minnesota
- Had 11 points and a career-high six assists in the win over Cal State Fullerton on Nov. 26.
- Played in 28 games, including 12 starts, as a true freshman, averaging 5.7 points per game while shooting 37 percent from 3-point range.
- Started NU's final 12 games of 2022-23, averaging 9.0 points, 3.5 rebounds and 1.9 assists per game and totaling seven double-figure efforts.
- Matched his season high with 15 points, including five 3-pointers, and dished out four assists in a win at Iowa
- Scored a career high 15 points on 7-of-10 shooting and added four rebounds and three assists vs. Michigan State
- Starred at Roselle (N.J.) Catholic, helping the school to a 29-3 record, a state title and a top-10 national finish in 2021-22
- Earned first-team all-state honors as a senior, averaging 15.9 points, 5.0 rebounds and 3.5 assists per game
- Attended the same high school as C.J. Wilcher, although their tenures at the school did not overlap
- Totaled 1,447 points, including over 200 3-pointers, as well as 280 rebounds and 250 assists during his high school career
- Chose Nebraska over a host of schools including Wake Forest, DePaul, Virginia Tech, Cal and Wichita State

MISC. STATS

Category	2023-24	Career
10+ Points	3	10
20+ Points	0	0
30+ Points	0	0
40+ Points	0	0
Double-Doubles	0	0
10+ Rebounds	0	0
10+ Assists	0	0
Led NU in Scoring	0	0
Led NU in Reb.	1	2
Led NU in Assists	5	5

SEASON/CAREER HIGHS

Points	
Season:	16, at Minnesota (12/6/23)
College Career:	same
Rebounds	
Season:	7, at Minnesota (12/6/23)
College Career:	9, Penn State (2/5/23)
Field Goals	
Season:	5, at Minnesota (12/6/23)
College Career:	7, vs. Michigan State (2/28/23)
3-Point Field Goals	
Season:	3, at Minnesota (12/6/23)
College Career:	5, at Iowa (3/5/23)
Free Throws	
Season:	4, North Dakota (12/20/23)
College Career:	same
Free Throw Attempts	
Season:	6, North Dakota (12/20/23)
College Career:	6, Rwo times (last, 12/20/23)
Assists	
Season:	6, Cal State Fullerton (11/26/23)
College Career:	Same
Steals	
Season:	3, Florida A&M (11/9/23)
College Career:	Same
Blocks	
Season:	None
College Career:	1, Four times (last, 2/14/23)
Minutes Played	
Season:	33, at Minnesota (12/6/23)
College Career:	35, vs. Wisconsin (2/11/23)

CAREER STATS

				Field Goals		3-Point		F-Throws		Rebounds								Scoring		
SEASON	TEAM	GP-GS	MIN/AVG	FG-FGA	FG%	3FG-3FGA	3FG%	FT-FTA	FT%	OFF	DEF	TOT	AVG	PF-FO	A	TO	BLK	STL	PTS	AVG
2022-23	Nebr	28-12	506/18.1	50-123	.407	28-75	.373	12-31	.387	8	53	61	2.2	41-0	28	30	4	11	140	5.0
2023-24	Nebr	12-12	315/26.3	26-77	.338	10-40	.250	13-19	.684	7	40	47	3.9	22-0	35	26	0	8	75	6.3
TOTAL		40-24	821/20.5	76-200	.380	38-115	.330	25-50	.500	15	93	108	2.7	63-0	63	56	4	19	215	5.4

2023-24 GAME BY GAME

Opponent	Date	GS	MIN	Total		3-Pointers		Free throws		Rebounds			PF	A	TO	BLK	STL	PTS	AVG		
				FG-FGA	PCT	3FG-3FGA	PCT	FT-FTA	PCT	OFF	DEF	TOT								AVG	
Lindenwood	11/06/2023	*	18:22	2-8	.250	2-6	.333	1-2	.500	2	4	6	6.0	3	1	2	0	0	7	7.0	
Florida A&M	11/09/2023	*	24:40	2-6	.333	0-3	.000	1-2	.500	0	5	5	5.5	1	4	4	0	3	5	6.0	
Rider	11/13/2023	*	24:48	0-5	.000	0-2	.000	0-0	.000	0	3	3	4.7	2	2	1	0	2	0	4.0	
Stony Brook	11/15/2023	*	27:26	4-8	.500	0-2	.000	0-0	.000	1	4	5	4.8	3	4	3	0	0	8	5.0	
vs Oregon St.	11/18/2023	*	22:45	1-3	.333	0-0	.000	1-1	1.000	0	5	5	4.8	2	3	0	0	0	3	4.6	
Duquesne	11/22/2023	*	26:22	2-4	.500	2-4	.500	0-0	.000	0	2	2	4.3	1	3	0	0	0	6	4.8	
Cal St. Fullerton	11/26/2023	*	27:25	4-10	.400	1-5	.200	2-2	1.000	1	1	2	4.0	1	6	0	0	1	11	5.7	
Creighton	12/03/2023	*	29:09	0-3	.000	0-3	.000	1-2	.500	0	4	4	4.0	2	2	2	0	0	1	5.1	
at Minnesota	12/06/2023	*	32:56	5-9	.556	3-5	.600	3-4	.750	1	6	7	4.3	3	1	7	0	1	16	6.3	
Michigan St.	12/10/2023	*	25:54	1-5	.200	0-1	.000	0-0	.000	0	3	3	4.2	2	4	2	0	0	2	5.9	
at Kansas St.	12/17/2023	*	24:23	1-6	.167	0-3	.000	0-0	.000	1	3	4	4.2	2	2	4	0	0	2	5.5	
North Dakota	12/20/2023	*	31:19	4-10	.400	2-6	.333	4-6	.667	1	0	1	3.9	0	3	1	0	1	14	6.3	
Totals			12	315:28	26-77	.338	10-40	.250	13-19	.684	7	40	47	3.9	22	35	26	0	8	75	6.3

Player Averages

Games Played	Minutes/ game	Points/ game	FG Pct	3FG Pct	FT Pct	Rebounds/ game	Assists/ game	Turnovers/ game	Assist/Turnover ratio	Steals/ game	Blocks/ game
12	26.3	6.3	33.8	25.0	68.4	3.9	2.9	2.2	1.3	0.7	0.0



# KEISEI TOMINAGA

SENIOR • GUARD • 6-2 • 179 • MORIYAMA NAGOYA AICHI, JAPAN • RANGER COLLEGE

- Senior guard who is a preseason All-Big Ten selection and one of the best shooters in college basketball
- Totaled 14 points, including seven in a key 13-1 second-half run, against North Dakota
- Set career bests in both assists (four) and steals (five) in the win over Kansas State
- Reached double figures for the fifth time in 2023-24 with 15 points in the win over Michigan State
- Led NU with 20 points and grabbed three rebounds in the loss to No. 15 Creighton
- Finished with 17 points without missing a shot (5-5 FG, 3-3 3pt, 4-4 FT) and tied a career-high with four rebounds vs. Cal State Fullerton
- Led NU with 23 points in the win over Duquesne, going 9-of-10 from the line
- Totaled 16 points on 7-of-11 shooting against Stony Brook
- Missed NU's first two games with an ankle injury suffered in the first half of NU's exhibition game against Doane
- Played for Japanese National Team over the summer, helping his nation qualify for the 2024 Olympics
- Averaged 11.4 points per game, including 38 percent from 3-point range, as Japan went 3-2 in its most successful World Cup appearance
- Earned honorable-mention All-Big Ten honors, averaging 13.1 points on 50 percent shooting, including 40 percent 3-point shooting.
- One of six players in Division I to average double figures on 50% shooting from the field, 40% from 3-point range and 85% from the line
- Moved into the starting lineup in late January and averaged 17.4 ppg over Nebraska's final 14 games
- Totaled nine 20-point games in 2022-23, highlighted by a career-high 30-point effort against Penn State on Feb. 5, 2023
- Represented Japan in 3x3 Basketball in the 2020 Tokyo Olympics
- Spent two seasons at Ranger (Texas) College, earning second-team NJCAA All-America honors in 2020-21, averaging 16.3 points per game on 51 percent shooting, ranking ninth in 3-pointers per game (3.4/gm) and 19th in 3-point percentage (48.7)
- His father (Hiroyuki) was a center on the Japan national team and played in the 1998 FIBA World Championship (precursor to FIBA World Cup)

## 2023-24 HONORS

- Preseason All-Big Ten
- Japan Senior National Team
- FIBA World Cup Player of the Game vs. Cape Verde

## MISC. STATS

Category	2023-24	Career
10+ Points	6	35
20+ Points	2	12
30+ Points	0	1
40+ Points	0	0
Double-Doubles	0	0
10+ Rebounds	0	0
10+ Assists	0	0
Led NU in Scoring	2	15
Led NU in Reb.	0	0
Led NU in Assists	1	1

## SEASON/CAREER HIGHS

<b>Points</b>		
Season:	23, Duquesne (11/22/23)	
College Career:	30, Penn State (2/5/23)	
<b>Rebounds</b>		
Season:	4, Cal State Fullerton (11/26/23)	
College Career:	4, Three times (11/26/23)	
<b>Field Goals</b>		
Season:	8, Creighton (12/3/23)	
College Career:	12, Penn State (2/5/23)	
<b>3-Point Field Goals</b>		
Season:	3, Two times (last, 11/26/23)	
College Career:	5, Four Times (last, 2/11/23)	
<b>Free Throws</b>		
Season:	9, Duquesne (11/22/23)	
College Career:	Same	
<b>Free Throw Attempts</b>		
Season:	10, Duquesne (11/22/23)	
College Career:	Same	
<b>Assists</b>		
Season:	4, at Kansas State (12/17/23)	
College Career:	Same	
<b>Steals</b>		
Season:	5, at Kansas State (12/17/23)	
College Career:	Same	
<b>Blocks</b>		
Season:	None	
College Career:	1, Three times (last, 2/14/23)	
<b>Minutes Played</b>		
Season:	30, Michigan State (12/10/23)	
College Career:	43, Two times (2/18/23)	

## CAREER STATS

				Field Goals		3-Point		F-Throws		Rebounds								Scoring		
SEASON	TEAM	GP-GS	MIN/AVG	FG-FGA	FG%	3FG-3FGA	3FG%	FT-FTA	FT%	OFF	DEF	TOT	AVG	PF-FO	A	TO	BLK	STL	PTS	AVG
2021-22	Nebr	30-11	493/16.4	59-158	.373	36-109	.330	16-19	.842	8	37	45	1.5	20-0	18	10	1	23	170	5.7
2022-23	Nebr	32-14	803/25.1	154-306	.503	66-165	.400	46-53	.868	10	41	51	1.6	31-0	22	27	2	18	420	13.1
2023-24	Nebr	10-10	247/24.7	44-102	.431	20-60	.333	27-32	.844	2	18	20	2.0	10-0	10	7	0	11	135	13.5
TOTAL		72-35	1544/21.4	257-566	.454	122-334	.365	89-104	.856	20	96	116	1.6	61-0	50	44	3	52	725	10.1

## 2023-24 GAME BY GAME

Opponent	Date	GS	MIN	Total		3-Pointers		Free throws		Rebounds										
				FG-FGA	PCT	3FG-3FGA	PCT	FT-FTA	PCT	OFF	DEF	TOT	AVG	PF	A	TO	BLK	STL	PTS	AVG
Rider	11/13/2023	*	22:07	3-13	.231	3-11	.273	0-0	.000	0	1	1	1.0	0	1	0	0	0	9	9.0
Stony Brook	11/15/2023	*	25:48	7-11	.636	2-6	.333	0-3	.000	0	3	3	2.0	0	2	2	0	2	16	12.5
vs Oregon St.	11/18/2023	*	25:09	3-6	.500	2-3	.667	0-0	.000	0	2	2	2.0	2	2	2	0	2	8	11.0
Duquesne	11/22/2023	*	23:15	6-12	.500	2-7	.286	9-10	.900	0	2	2	2.0	1	0	0	0	0	23	14.0
Cal St. Fullerton	11/26/2023	*	25:22	5-5	1.000	3-3	1.000	4-4	1.000	1	3	4	2.4	0	0	1	0	0	17	14.6
Creighton	12/03/2023	*	24:48	8-16	.500	1-4	.250	3-4	.750	0	3	3	2.5	1	0	1	0	1	20	15.5
at Minnesota	12/06/2023	*	24:04	0-5	.000	0-4	.000	4-4	1.000	0	0	0	2.1	2	0	1	0	0	4	13.9
Michigan St.	12/10/2023	*	29:48	5-12	.417	3-7	.429	2-2	1.000	0	0	0	1.9	1	1	0	0	1	15	14.0
at Kansas St.	12/17/2023	*	26:30	3-11	.273	3-9	.333	0-0	.000	1	2	3	2.0	2	4	0	0	5	9	13.4
North Dakota	12/20/2023	*	20:33	4-11	.364	1-6	.167	5-5	1.000	0	2	2	2.0	1	0	0	0	0	14	13.5
Totals		10	247:25	44-102	.431	20-60	.333	27-32	.844	2	18	20	2.0	10	10	7	0	11	135	13.5

## Player Averages

Games Played	Minutes/game	Points/game	FG Pct	3FG Pct	FT Pct	Rebounds/game	Assists/game	Turnovers/game	Assist/Turnover ratio	Steals/game	Blocks/game
10	24.7	13.5	43.1	33.3	84.4	2.0	1.0	0.7	1.4	1.1	0.0





2023-24 HONORS

- Netherlands Senior National Team

RIENK MAST

JUNIOR • FORWARD • 6-10 • 248 • GRONINGEN, NETHERLANDS • BRADLEY

- Experienced player who is comfortable on the block or stepping out to 3-point range
- Grad transfer has become one of the team's leaders as a newcomer to the program
- Skilled playmaker for his size, giving the Huskers someone who can get NU into its five-out offense
- Missed the North Dakota game following a procedure on his knee
- Has been in double figures eight times and is among the Big Ten leaders in rebounding and assists
- Recorded his fourth double-double of the season with 19 points and 12 board at Kansas State
- Grabbed 14 rebounds, dished out a career-high six assists and had eight points in the win over Michigan State
- Totaled 19 points on 8-of-12 shooting and nine rebounds against Cal State Fullerton
- Recorded his third double-double of the year against Oregon State with 15 points and 13 rebounds, as he also had double-doubles vs. Rider (12 points/13 rebounds) and Florida A&M (20 points/16 rebounds)
- Became the first Husker since Aleks Maric in 2008 to have a game with at least 20 points and 15 rebounds when he finished with 20 points and 16 rebounds against Florida A&M
- Spent the summer playing for the Netherlands National Team as they tried to qualify for the 2024 Olympics. He averaged 6.0 points, 6.0 rebounds and 1.3 assists in the 2023 FIBA Olympic Pre-Qualifying Tournament and was second on the team in rebounds per game
- Played three seasons at Bradley, totaling 1,001 points and 657 rebounds after missing the 2019-20 season because of injury
- Earned first-team All-Missouri Valley Conference honors in 2022-23, leading Bradley in scoring (13.8 ppg) and rebounding (8.0 rpg) while shooting 51 percent from the floor and 35 percent from 3-point range.
- Totaled nine double-doubles in 2022-23, including 14 points and 12 rebounds in Bradley's NIT loss to Wisconsin
- Was a second-team All-MVP pick in 2021-22, leading the conference with 8.4 rebounds per game while scoring 11.6 ppg
- Graduated from Bradley with a degree in physics in May of 2023 and is working on a master's degree in applied science

CAREER STATS

				Field Goals		3-Point		F-Throws		Rebounds												Scoring	
SEASON	TEAM	GP-GS	MIN/AVG	FG-FGA	FG%	3FG-3FGA	3FG%	FT-FTA	FT%	OFF	DEF	TOT	AVG	PF-FO	A	TO	BLK	STL		PTS	AVG		
2020-21	BRAD	28-19	657/23.4	93-192	.484	33-92	.359	21-29	.724	46	118	164	5.9	43-0	37	33	13	8		240	8.6		
2021-22	BRAD	31-31	852/27.5	138-290	.476	27-95	.284	57-82	.695	81	180	261	8.4	54-0	44	49	29	17		360	11.6		
2022-23	BRAD	29-29	834/28.8	162-313	.518	24-68	.353	53-72	.736	64	168	232	8.0	62-0	70	52	15	18		401	13.8		
2023-24	Nebr	11-11	323/29.3	52-113	.460	12-36	.333	27-31	.871	33	76	109	9.9	20-0	33	18	2	1		143	13.0		
TOTAL FOR Nebr		11-11	323/29.3	52-113	.460	12-36	.333	27-31	.871	33	76	109	9.9	20-0	33	18	2	1		143	13.0		
TOTAL		99-90	2666/26.9	445-908	.490	96-291	.330	158-214	.738	224	542	766	7.7	179-0	184	152	59	44		1144	11.6		

MISC. STATS

Category	2023-24	Career*
10+ Points	8	64
20+ Points	1	9
30+ Points	0	1
40+ Points	0	0
Double-Doubles	4	24
10+ Rebounds	5	28
10+ Assists	0	0
Led NU in Scoring	3	3
Led NU in Reb.	6	6
Led NU in Assists	2	2

SEASON/CAREER HIGHS

Points	
Season:	20, Florida A&M (11/9/23)
College Career:	30, vs. Northern Iowa (3/3/23)
Rebounds	
Season:	16, Florida A&M (11/9/23)
College Career:	17, UIC (12/31/22)
Field Goals	
Season:	8, Two times (last, 12/17/23)
College Career:	12, vs. Northern Iowa (3/3/23)
3-Point Field Goals	
Season:	3, Two times (last, 12/17/23)
College Career:	4, Southern Illinois (3/4/21)
Free Throws	
Season:	6, Three times (last, 11/22/23)
College Career:	7, Two times (last, 12/17/22)
Free Throw Attempts	
Season:	6, Duquesne (11/22/23)
College Career:	9, Two times (last, 12/17/22)
Assists	
Season:	6, Michigan State (12/10/23)
College Career:	Same
Steals	
Season:	1, at Minnesota (12/3/23)
College Career:	3, Two times (last, 12/22/22)
Blocks	
Season:	1, Two times (last, 12/10/23)
College Career:	3, Two times (last, 3/3/23)
Minutes Played	
Season:	36, at Kansas State (12/17/23)
College Career:	38, Two times (last, 1/8/22)

2023-24 GAME BY GAME

			Total		3-Pointers		Free throws		Rebounds											
Opponent	Date	GS	MIN	FG-FGA	PCT	3FG-3FGA	PCT	FT-FTA	PCT	OFF	DEF	TOT	AVG	PF	A	TO	BLK	STL	PTS	AVG
Lindenwood	11/06/2023	*	25:18	5-7	.714	1-3	.333	2-3	.667	1	5	6	6.0	1	3	2	0	0	13	13.0
Florida A&M	11/09/2023	*	27:21	6-14	.429	2-5	.400	6-6	1.000	5	11	16	11.0	2	2	2	0	0	20	16.5
Rider	11/13/2023	*	27:48	4-12	.333	0-4	.000	4-5	.800	2	11	13	11.7	0	2	1	0	0	12	15.0
Stony Brook	11/15/2023	*	27:33	5-8	.625	2-4	.500	2-2	1.000	1	7	8	10.8	2	5	2	0	0	14	14.8
vs Oregon St.	11/18/2023	*	28:53	5-12	.417	0-2	.000	5-6	.833	6	7	13	11.2	2	2	0	0	0	15	14.8
Duquesne	11/22/2023	*	30:39	2-6	.333	0-2	.000	6-6	1.000	2	4	6	10.3	3	3	2	1	0	10	14.0
Cal St. Fullerton	11/26/2023	*	28:54	8-12	.667	3-3	1.000	0-0	.000	4	5	9	10.1	0	3	2	0	0	19	14.7
Creighton	12/03/2023	*	25:14	3-11	.273	1-5	.200	2-2	1.000	3	4	7	9.8	3	1	0	0	0	9	14.0
at Minnesota	12/06/2023	*	30:05	2-7	.286	0-2	.000	0-0	.000	2	3	5	9.2	3	3	1	0	1	4	12.9
Michigan St.	12/10/2023	*	34:25	4-9	.444	0-2	.000	0-0	.000	3	11	14	9.7	3	6	3	1	0	8	12.4
at Kansas St.	12/17/2023	*	36:23	8-15	.533	3-4	.750	0-1	.000	4	8	12	9.9	1	3	3	0	0	19	13.0
Totals		11	322:33	52-113	.460	12-36	.333	27-31	.871	33	76	109	9.9	20	33	18	2	1	143	13.0

Player Averages

Games Played	Minutes/game	Points/game	FG Pct	3FG Pct	FT Pct	Rebounds/game	Assists/game	Turnovers/game	Assist/Turnover ratio	Steals/game	Blocks/game
11	29.3	13.0	46.0	33.3	87.1	9.9	3.0	1.6	1.8	0.1	0.2



## 2023-24 HONORS

## JOSIAH ALLICK

SENIOR • FORWARD • 6-8 • 231 • LINCOLN, NEB. • NEW MEXICO

## NOTING ALLICK

- Graduate transfer from New Mexico who is a high-energy player and is active on the glass and helps impact winning
- Reached double figures for the fourth time this season with 10 points and six boards in the win over North Dakota
- Missed the Michigan State game because of an injury but returned to action in the win at Kansas State
- Has been in double figures three times and is among the team leaders in rebounding
- Played his best game of the season in the win over Duquesne with 12 points, seven rebounds and a season-high five assists
- Nearly recorded a double-double in his Husker debut with 11 points and eight rebounds in 23 minutes vs. Lindenwood
- Started all 34 games at New Mexico in 2022-23, averaging 8.4 points on 56 percent shooting and 7.3 rebounds per game.
- Ranked second in the Mountain West in rebounding and 12th in blocked shots in his lone season at New Mexico.
- Played three years at Missouri-Kansas City, averaging 12.9 points per game on 55 percent shooting and 6.1 rebounds per game, as the Roos won 19 games in 2021-22, the highest total in 30 years.
- Earned honorable-mention All-Summit League honors in 2020-21, averaging 15.0 ppg and 6.0 rpg.
- Lincoln native who played at Lincoln North Star High School and is the first product of the school to receive a basketball scholarship at Nebraska
- Wears #53 in honor of his stepfather (Bill Ziegelbein) who played football at Nebraska from 1987-91
- Working on his master's degree in business analytics after graduating from New Mexico in May

## MISC. STATS

Category	2023-24	Career*
10+ Points	4	55
20+ Points	0	9
30+ Points	0	0
40+ Points	0	0
Double-Doubles	0	11
10+ Rebounds	0	13
10+ Assists	0	0
Led NU in Scoring	0	0
Led NU in Reb.	2	2
Led NU in Assists	1	1

\*Includes UMKC/New Mexico

## SEASON/CAREER HIGHS

<b>Points</b>	
Season:	12, Duquesne (11/22/23)
College Career:	29, Greenville (11/27/20)
<b>Rebounds</b>	
Season:	8, Lindenwood (11/6/23)
College Career:	18, Boise State (1/20/23)
<b>Field Goals</b>	
Season:	5, North Dakota (12/20/23)
College Career:	12, Greenville (11/27/20)
<b>3-Point Field Goals</b>	
Season:	1, Two times (last, 11/22/23)
College Career:	3, South Dakota (1/8/21)
<b>Free Throws</b>	
Season:	5, Duquesne (11/22/23)
College Career:	8, Kansas Christian (11/17/21)
<b>Free Throw Attempts</b>	
Season:	7, Duquesne (11/22/23)
College Career:	9, Two times (last, 3/13/21)
<b>Assists</b>	
Season:	5, Duquesne (11/22/23)
College Career:	5, Three times (last, 11/23/23)
<b>Steals</b>	
Season:	2, Two times (last, 11/18/23)
College Career:	3, South Dakota (2/24/22)
<b>Blocks</b>	
Season:	1, Three times (11/26/23)
College Career:	3, UTSA (12/20/22)
<b>Minutes Played</b>	
Season:	32, North Dakota (12/20/23)
College Career:	47, at Nevada (1/23/23)

## CAREER STATS

				Field Goals		3-Point		F-Throws		Rebounds				Scoring						
SEASON	TEAM	GP-GS	MIN/AVG	FG-FGA	FG%	3FG-3FGA	3FG%	FT-FTA	FT%	OFF	DEF	TOT	AVG	PF-FO	A	TO	BLK	STL	PTS	AVG
2019-20	KC	30-12	490/16.3	59-118	.500	8-31	.258	44-67	.657	37	81	118	3.9	91-3	10	31	18	16	170	5.7
2020-21	KC	22-22	592/26.9	133-232	.573	16-45	.356	48-74	.649	41	91	132	6.0	66-5	27	44	7	20	330	15.0
2021-22	KC	17-16	461/27.1	82-149	.550	13-36	.361	42-56	.750	23	81	104	6.1	53-2	19	39	8	9	219	12.9
2022-23	UNM	34-34	1086/31.9	113-203	.557	6-38	.158	54-81	.667	89	159	248	7.3	95-1	48	53	28	17	286	8.4
2023-24	Nebr	11-10	268/24.3	23-51	.451	2-10	.200	26-37	.703	24	32	56	5.1	12-0	12	15	3	6	74	6.7
TOTAL FOR Nebr		11-10	268/24.3	23-51	.451	2-10	.200	26-37	.703	24	32	56	5.1	12-0	12	15	3	6	74	6.7
TOTAL		114-94	2898/25.4	410-753	.544	45-160	.281	214-315	.679	214	444	658	5.8	317-11	116	182	64	68	1079	9.5

## 2023-24 GAME BY GAME

Opponent	Date	GS	MIN	Total		3-Pointers		Free throws		Rebounds				PF	A	TO	BLK	STL	PTS	AVG
				FG-FGA	PCT	3FG-3FGA	PCT	FT-FTA	PCT	OFF	DEF	TOT	AVG							
Lindenwood	11/06/2023	*	23:30	4-5	.800	1-1	1.000	2-2	1.000	2	6	8	8.0	1	2	0	1	2	11	11.0
Florida A&M	11/09/2023	*	28:38	1-3	.333	0-0	.000	3-4	.750	3	2	5	6.5	1	0	2	1	0	5	8.0
Rider	11/13/2023	*	30:18	3-3	1.000	0-0	.000	4-6	.667	4	2	6	6.3	1	0	3	0	0	10	8.7
Stony Brook	11/15/2023	*	24:16	0-5	.000	0-2	.000	0-0	.000	4	3	7	6.5	1	1	0	0	0	0	6.5
vs Oregon St.	11/18/2023	*	24:59	2-6	.333	0-0	.000	4-6	.667	2	2	4	6.0	3	0	1	0	2	8	6.8
Duquesne	11/22/2023	*	22:57	3-5	.600	1-1	1.000	5-7	.714	2	5	7	6.2	0	5	0	0	0	12	7.7
Cal St. Fullerton	11/26/2023	*	23:17	1-3	.333	0-1	.000	4-4	1.000	1	3	4	5.9	0	1	1	1	0	6	7.4
Creighton	12/03/2023	*	25:00	2-10	.200	0-4	.000	2-2	1.000	4	2	6	5.9	1	0	4	0	1	6	7.3
at Minnesota	12/06/2023	*	21:30	1-2	.500	0-0	.000	1-2	.500	0	3	3	5.6	0	1	2	0	0	3	6.8
at Kansas St.	12/17/2023	*	10:50	1-2	.500	0-0	.000	1-2	.500	0	0	0	5.0	3	0	0	0	0	3	6.4
North Dakota	12/20/2023	*	32:32	5-7	.714	0-1	.000	0-2	.000	2	4	6	5.1	1	2	2	0	1	10	6.7
Totals		10	267:47	23-51	.451	2-10	.200	26-37	.703	24	32	56	5.1	12	12	15	3	6	74	6.7

## Player Averages

Games Played	Minutes/game	Points/game	FG Pct	3FG Pct	FT Pct	Rebounds/game	Assists/game	Turnovers/game	Assist/Turnover ratio	Steals/game	Blocks/game
11	24.3	6.7	45.1	20.0	70.3	5.1	1.1	1.4	0.8	0.5	0.3

LLOYD'S SEASON/CAREER HIGHS

Points	
Season:	None
College Career:	Same
Rebounds	
Season:	None
College Career:	Same
Field Goals	
Season:	None
College Career:	Same
3-Point Field Goals	
Season:	None
College Career:	Same
Free Throws	
Season:	None
College Career:	Same
Free Throw Attempts	
Season:	None
College Career:	Same
Assists	
Season:	None
College Career:	Same
Steals	
Season:	None
College Career:	Same
Blocks	
Season:	None
College Career:	Same
Minutes Played	
Season:	None
College Career:	Same

ULIS' SEASON/CAREER HIGHS

Points	
Season:	None
College Career:	17, at Michigan State (1/26/23)
Rebounds	
Season:	None
College Career:	7, Iowa State (12/8/22)
Field Goals	
Season:	None
College Career:	8, at Michigan State (1/26/23)
3-Point Field Goals	
Season:	None
College Career:	2, Four times (last, 1/29/23)
Free Throws	
Season:	None
College Career:	7, Two times (last, 1/31/22)
Free Throw Attempts	
Season:	None
College Career:	8, Two times (last, 1/31/22)
Assists	
Season:	None
College Career:	8, Western Michigan (11/22/21)
Steals	
Season:	None
College Career:	3, Illinois (12/6/21)
Blocks	
Season:	None
College Career:	1, Five times (last, 2/12/23)
Minutes Played	
Season:	None
College Career:	36, Iowa State (12/8/22)

RICE'S SEASON/CAREER HIGHS

Points	
Season:	16, Florida A&M (11/9/23)
College Career:	Same
Rebounds	
Season:	5, Lindenwood (11/6/23)
College Career:	Same
Field Goals	
Season:	4, Florida A&M (11/9/23)
College Career:	Same
3-Point Field Goals	
Season:	3, Florida A&M (11/9/23)
College Career:	Same
Free Throws	
Season:	5, Florida A&M (11/9/23)
College Career:	Same
Free Throw Attempts	
Season:	8, Florida A&M (11/9/23)
College Career:	Same
Assists	
Season:	1, Two times (last, 11/13/23)
College Career:	Same
Steals	
Season:	None
College Career:	Same
Blocks	
Season:	1, Two times (last, 1/15/23)
College Career:	Same
Minutes Played	
Season:	22, Florida A&M (11/9/23)
College Career:	Same

KEITA'S SEASON/CAREER HIGHS

Points	
Season:	None
College Career:	14, vs. Arkansas-Pine Bluff (11/20/22)
Rebounds	
Season:	None
College Career:	12, vs. Omaha (11/10/22)
Field Goals	
Season:	None
College Career:	6, vs. Arkansas-Pine Bluff (11/20/22)
3-Point Field Goals	
Season:	None
College Career:	Same
Free Throws	
Season:	None
College Career:	2, vs. Arkansas-Pine Bluff (11/20/22)
Free Throw Attempts	
Season:	None
College Career:	5, vs. Arkansas-Pine Bluff (11/20/22)
Assists	
Season:	None
College Career:	2, Three times (last, 11/30/22)
Steals	
Season:	None
College Career:	2, Wisconsin (2/11/23)
Blocks	
Season:	None
College Career:	2, vs. Oklahoma (11/24/22)
Minutes Played	
Season:	None
College Career:	27, vs. Omaha (11/10/22)

DIOP'S SEASON/CAREER HIGHS

Points	
Season:	3, Lindenwood (11/6/23)
College Career:	Same
Rebounds	
Season:	2, vs. Oregon State (11/18/23)
College Career:	Same
Field Goals	
Season:	1, Two times (last, 11/18/23)
College Career:	Same
3-Point Field Goals	
Season:	None
College Career:	Same
Free Throws	
Season:	2, Stony Brook (11/15/23)
College Career:	Same
Free Throw Attempts	
Season:	2, Three times (last, 11/18/23)
College Career:	Same
Assists	
Season:	1, Three times (last 12/20/23)
College Career:	Same
Steals	
Season:	None
College Career:	Same
Blocks	
Season:	1, Two times (last, 11/9/23)
College Career:	Same
Minutes Played	
Season:	6, Lindenwood (11/6/23)
College Career:	Same

GRACE'S SEASON/CAREER HIGHS

Points	
Season:	2, Two times (last, 11/9/23)
College Career:	2, Three times (last, 11/9/23)
Rebounds	
Season:	1, Florida A&M (11/9/23)
College Career:	1, Three times (last, 11/9/23)
Field Goals	
Season:	2, Two times (last, 11/9/23)
College Career:	2, Three times (last, 11/9/23)
3-Point Field Goals	
Season:	None
College Career:	Same
Free Throws	
Season:	None
College Career:	2, at Michigan (2/8/23)
Free Throw Attempts	
Season:	1, Lindenwood (11/6/23)
College Career:	2, Two times (last, 2/8/23)
Assists	
Season:	1, Lindenwood (11/6/23)
College Career:	Same
Steals	
Season:	None
College Career:	1 at Maryland (1/28/23)
Blocks	
Season:	None
College Career:	Same
Minutes Played	
Season:	4, Lindenwood (11/6/23)
College Career:	Same

JACOBSEN'S SEASON/CAREER HIGHS

Points	
Season:	3, Florida A&M (11/9/23)
College Career:	Same
Rebounds	
Season:	1, Lindenwood (11/6/23)
College Career:	Same
Field Goals	
Season:	1, Two times (last, 11/18/23)
College Career:	Same
3-Point Field Goals	
Season:	None
College Career:	Same
Free Throws	
Season:	1, Florida A&M (11/9/23)
College Career:	Same
Free Throw Attempts	
Season:	2, Florida A&M (11/9/23)
College Career:	Same
Assists	
Season:	1, Two times (last, 11/9/23)
College Career:	Same
Steals	
Season:	1, Lindenwood (11/6/23)
College Career:	Same
Blocks	
Season:	None
College Career:	Same
Minutes Played	
Season:	12, Lindenwood (11/6/23)
College Career:	Same

BURT'S SEASON/CAREER HIGHS

Points	
Season:	2, Florida A&M (11/9/23)
College Career:	Same
Rebounds	
Season:	1, Two times (last, 11/15/23)
College Career:	Same
Field Goals	
Season:	1, Florida A&M (11/9/23)
College Career:	Same
3-Point Field Goals	
Season:	None
College Career:	Same
Free Throws	
Season:	None
College Career:	Same
Free Throw Attempts	
Season:	2, Florida A&M (11/9/23)
College Career:	Same
Assists	
Season:	None
College Career:	Same
Steals	
Season:	None
College Career:	Same
Blocks	
Season:	None
College Career:	Same
Minutes Played	
Season:	3, Lindenwood (11/6/23)
College Career:	Same





# RAMEL LLOYD JR.

REDSHIRT FRESHMAN • GUARD • 6-6 • 210 • LONG BEACH, CALIF. • SIERRA CANYON

## CAREER STATS

## 2023-24 GAME BY GAME

## MISC. STATS

Category	2023-24	Career
10+ Points	0	0
20+ Points	0	0
30+ Points	0	0
40+ Points	0	0
Double-Doubles	0	0
10+ Rebounds	0	0
10+ Assists	0	0
Led NU in Scoring	0	0
Led NU in Reb.	0	0
Led NU in Assists	0	0



# AHRON ULIS

JUNIOR • GUARD • 6-3 • 190 • CHICAGO, ILL. • IOWA

## CAREER STATS

				Field Goals		3-Point		F-Throws		Rebounds								Scoring		
SEASON	TEAM	GP-GS	MIN/AVG	FG-FGA	FG%	3FG-3FGA	3FG%	FT-FTA	FT%	OFF	DEF	TOT	AVG	PF-FO	A	TO	BLK	STL	PTS	AVG
2020-21	Iowa	17-0	120/7.0	5-15	.333	0-3	.000	18-20	.900	6	9	15	0.9	8-0	20	6	1	1	28	1.6
2021-22	Iowa	35-0	486/13.9	34-100	.340	4-12	.333	38-48	.792	19	50	69	2.0	41-0	73	32	0	19	110	3.1
2022-23	Iowa	32-27	722/22.6	72-182	.396	22-69	.319	29-41	.707	6	44	50	1.6	42-0	67	35	4	17	195	6.1
TOTAL FOR Nebr		0-0	0/0.0	0-0	.000	0-0	.000	0-0	.000	0	0	0	0.0	0-0	0	0	0	0	0	0.0
TOTAL		84-27	1328/15.8	111-297	.374	26-84	.310	85-109	.780	31	103	134	1.6	91-0	160	73	5	37	333	4.0

## 2023-24 GAME BY GAME

## MISC. STATS

Category	2023-24	Career
10+ Points	0	7
20+ Points	0	0
30+ Points	0	0
40+ Points	0	0
Double-Doubles	0	0
10+ Rebounds	0	0
10+ Assists	0	0
Led NU in Scoring	0	4
Led NU in Reb.	0	0
Led NU in Assists	0	1

\*-Includes Iowa



MISC. STATS

Category	2023-24	Career
10+ Points	1	1
20+ Points	0	0
30+ Points	0	0
40+ Points	0	0
Double-Doubles	0	0
10+ Rebounds	0	0
10+ Assists	0	0
Led NU in Scoring	0	0
Led NU in Reb.	0	0
Led NU in Assists	0	0

ELI RICE

FRESHMAN • GUARD • 6-8 • 213 • GALLATIN, TENN. • IMG ACADEMY

CAREER STATS

				Field Goals		3-Point		F-Throws		Rebounds										Scoring	
SEASON	TEAM	GP-GS	MIN	AVG	FG-FGA	FG%	3FG-3FGA	3FG%	FT-FTA	FT%	OFF	DEF	TOT	AVG	PF-FO	A	TO	BLK	STL	PTS	AVG
2023-24	Nebr	9-0	73	8.1	9-22	.409	6-15	.400	9-14	.643	2	8	10	1.1	5-0	2	2	2	0	33	3.7
TOTAL		9-0	73	8.1	9-22	.409	6-15	.400	9-14	.643	2	8	10	1.1	5-0	2	2	2	0	33	3.7

2023-24 GAME BY GAME

			Total		3-Pointers		Free throws		Rebounds											
Opponent	Date	GS	MIN	FG-FGA	PCT	3FG-3FGA	PCT	FT-FTA	PCT	OFF	DEF	TOT	AVG	PF	A	TO	BLK	STL	PTS	AVG
Lindenwood	11/06/2023		19:08	0-3	.000	0-2	.000	2-4	.500	2	3	5	5.0	2	1	2	1	0	2	2.0
Florida A&M	11/09/2023		22:18	4-9	.444	3-6	.500	5-8	.625	0	4	4	4.5	1	0	0	0	0	16	9.0
Rider	11/13/2023		03:17	1-1	1.000	1-1	1.000	0-0	.000	0	0	0	3.0	0	1	0	0	0	3	7.0
Stony Brook	11/15/2023		04:08	0-1	.000	0-1	.000	0-0	.000	0	0	0	2.3	0	0	0	1	0	0	5.3
vs Oregon St.	11/18/2023		02:25	0-1	.000	0-1	.000	0-0	.000	0	0	0	1.8	1	0	0	0	0	0	4.2
Creighton	12/03/2023		05:14	2-2	1.000	0-0	.000	2-2	1.000	0	0	0	1.5	0	0	0	0	0	6	4.5
Michigan St.	12/10/2023		06:39	1-1	1.000	1-1	1.000	0-0	.000	0	0	0	1.3	0	0	0	0	0	3	4.3
at Kansas St.	12/17/2023		05:28	1-3	.333	1-2	.500	0-0	.000	0	0	0	1.1	1	0	0	0	0	3	4.1
North Dakota	12/20/2023		03:54	0-1	.000	0-1	.000	0-0	.000	0	1	1	1.1	0	0	0	0	0	0	3.7
Totals		0	72:31	9-22	.409	6-15	.400	9-14	.643	2	8	10	1.1	5	2	2	2	0	33	3.7

Player Averages

Games Played	Minutes/game	Points/game	FG Pct	3FG Pct	FT Pct	Rebounds/game	Assists/game	Turnovers/game	Assist/Turnover ratio	Steals/game	Blocks/game
9	8.1	3.7	40.9	40.0	64.3	1.1	0.2	0.2	1.0	0.0	0.2



MISC. STATS

Category	2023-24	Career
10+ Points	0	1
20+ Points	0	0
30+ Points	0	0
40+ Points	0	0
Double-Doubles	0	1
10+ Rebounds	0	3
10+ Assists	0	0
Led NU in Scoring	0	0
Led NU in Reb.	0	5
Led NU in Assists	0	0

BLAISE KEITA

JUNIOR • FORWARD • 6-11 • 257 • BAMAKO, REPUBLIC OF MALI • COFFEYVILLE CC

CAREER STATS

				Field Goals		3-Point		F-Throws		Rebounds									Scoring		
SEASON	TEAM	GP-GS	MIN	AVG	FG-FGA	FG%	3FG-3FGA	3FG%	FT-FTA	FT%	OFF	DEF	TOT	AVG	PF-FO	A	TO	BLK	STL	PTS	AVG
2022-23	Nebr	21-5	212	10.1	18-35	.514	0-0	.000	6-17	.353	22	52	74	3.5	22-0	11	10	5	5	42	2.0
TOTAL		21-5	212	10.1	18-35	.514	0-0	.000	6-17	.353	22	52	74	3.5	22-0	11	10	5	5	42	2.0

2023-24 GAME BY GAME

# MATAR DIOP

FRESHMAN • FORWARD • 6-10 • 213 • DAKAR, SENEGAL • KEYSTONE ATHLETIC ACADEMY

## CAREER STATS

				Field Goals		3-Point		F-Throws		Rebounds								Scoring		
SEASON	TEAM	GP-GS	MIN/AVG	FG-FGA	FG%	3FG-3FGA	3FG%	FT-FTA	FT%	OFF	DEF	TOT	AVG	PF-FO	A	TO	BLK	STL	PTS	AVG
2023-24	Nebr	7-0	30/4.2	2-4	.500	0-1	.000	3-6	.500	1	5	6	0.9	6-0	3	4	2	0	7	1.0
TOTAL		7-0	30/4.2	2-4	.500	0-1	.000	3-6	.500	1	5	6	0.9	6-0	3	4	2	0	7	1.0

## 2023-24 GAME BY GAME

			Total		3-Pointers		Free throws		Rebounds											
Opponent	Date	GS	MIN	FG-FGA	PCT	3FG-3FGA	PCT	FT-FTA	PCT	OFF	DEF	TOT	AVG	PF	A	TO	BLK	STL	PTS	AVG
Lindenwood	11/06/2023		05:34	1-2	.500	0-1	.000	1-2	.500	0	1	1	1.0	1	0	0	1	0	3	3.0
Florida A&M	11/09/2023		05:17	0-0	.000	0-0	.000	0-0	.000	0	1	1	1.0	4	0	3	1	0	0	1.5
Stony Brook	11/15/2023		01:47	0-0	.000	0-0	.000	2-2	1.000	0	1	1	1.0	0	0	1	0	0	2	1.7
vs Oregon St.	11/18/2023		02:25	1-1	1.000	0-0	.000	0-2	.000	0	2	2	1.3	0	1	0	0	0	2	1.8
Creighton	12/03/2023		03:58	0-1	.000	0-0	.000	0-0	.000	1	0	1	1.2	0	0	0	0	0	0	1.4
Michigan St.	12/10/2023		05:35	0-0	.000	0-0	.000	0-0	.000	0	0	0	1.0	0	1	0	0	0	0	1.2
North Dakota	12/20/2023		05:02	0-0	.000	0-0	.000	0-0	.000	0	0	0	0.9	1	1	0	0	0	0	1.0
Totals		0	29:38	2-4	.500	0-1	.000	3-6	.500	1	5	6	0.9	6	3	4	2	0	7	1.0

## Player Averages

Games Played	Minutes/ game	Points/ game	FG Pct	3FG Pct	FT Pct	Rebounds/ game	Assists/ game	Turnovers/ game	Assist/Turnover ratio	Steals/ game	Blocks/ game
7	4.2	1.0	50.0	0.0	50.0	0.9	0.4	0.6	0.8	0.0	0.3



# JEFFREY GRACE III

SOPHOMORE • GUARD • 6-3 • 197 • ELMHURST, ILL. • ARIZONA STATE

## CAREER STATS

				Field Goals		3-Point		F-Throws		Rebounds								Scoring		
SEASON	TEAM	GP-GS	MIN/AVG	FG-FGA	FG%	3FG-3FGA	3FG%	FT-FTA	FT%	OFF	DEF	TOT	AVG	PF-FO	A	TO	BLK	STL	PTS	AVG
2022-23	Nebr	11-0	12/1.1	1-2	.500	0-1	.000	2-4	.500	2	1	3	0.3	0-0	1	2	0	1	4	0.4
2023-24	Nebr	5-0	10/2.0	2-3	.667	0-0	.000	0-1	.000	1	0	1	0.2	0-0	1	0	0	0	4	0.8
TOTAL		16-0	22/1.4	3-5	.600	0-1	.000	2-5	.400	3	1	4	0.3	0-0	2	2	0	1	8	0.5

## 2023-24 GAME BY GAME

Opponent	Date	GS	MIN	Total		3-Pointers		Free throws		Rebounds				PF	A	TO	BLK	STL	PTS	AVG
				FG-FGA	PCT	3FG-3FGA	PCT	FT-FTA	PCT	OFF	DEF	TOT	AVG							
Lindenwood	11/06/2023		04:00	1-2	.500	0-0	.000	0-1	.000	0	0	0	0.0	0	1	0	0	0	2	2.0
Florida A&M	11/09/2023		02:20	1-1	1.000	0-0	.000	0-0	.000	1	0	1	0.5	0	0	0	0	0	2	2.0
Stony Brook	11/15/2023		01:47	0-0	.000	0-0	.000	0-0	.000	0	0	0	0.3	0	0	0	0	0	0	1.3
vs Oregon St.	11/18/2023		01:09	0-0	.000	0-0	.000	0-0	.000	0	0	0	0.3	0	0	0	0	0	0	1.0
Creighton	12/03/2023		00:56	0-0	.000	0-0	.000	0-0	.000	0	0	0	0.2	0	0	0	0	0	0	0.8
Totals		0	10:11	2-3	.667	0-0	.000	0-1	.000	1	0	1	0.2	0	1	0	0	0	4	0.8

## Player Averages

Games Played	Minutes/ game	Points/ game	FG Pct	3FG Pct	FT Pct	Rebounds/ game	Assists/ game	Turnovers/ game	Assist/Turnover ratio	Steals/ game	Blocks/ game
5	2.0	0.8	66.7	0.0	0.0	0.2	0.2	0.0	1.0	0.0	0.0

## MISC. STATS

Category	2023-24	Career
10+ Points	0	0
20+ Points	0	0
30+ Points	0	0
40+ Points	0	0
Double-Doubles	0	0
10+ Rebounds	0	0
10+ Assists	0	0
Led NU in Scoring	0	0
Led NU in Reb.	0	0
Led NU in Assists	0	0

## MISC. STATS

Category	2023-24	Career
10+ Points	0	0
20+ Points	0	0
30+ Points	0	0
40+ Points	0	0
Double-Doubles	0	0
10+ Rebounds	0	0
10+ Assists	0	0
Led NU in Scoring	0	0
Led NU in Reb.	0	0
Led NU in Assists	0	0



CALE JACOBSEN

REDSHIRT FRESHMAN • GUARD • 6-4 • 200 • ASHLAND, NEB. • ASHLAND-GREENWOOD

CAREER STATS

				Field Goals		3-Point		F-Throws		Rebounds									Scoring		
SEASON	TEAM	GP-GS	MIN	AVG	FG-FGA	FG%	3FG-3FGA	3FG%	FT-FTA	FT%	OFF	DEF	TOT	AVG	PF-FO	A	TO	BLK	STL	PTS	AVG
2023-24	Nebr	7-0	24	3.5	2-3	.667	0-0	.000	1-4	.250	0	1	1	0.1	4-0	2	1	0	1	5	0.7
TOTAL		7-0	24	3.5	2-3	.667	0-0	.000	1-4	.250	0	1	1	0.1	4-0	2	1	0	1	5	0.7

2023-24 GAME BY GAME

				Total		3-Pointers		Free throws		Rebounds				PF		A	TO	BLK	STL	PTS	AVG
Opponent	Date	GS	MIN	FG-FGA	PCT	3FG-3FGA	PCT	FT-FTA	PCT	OFF	DEF	TOT	AVG	PF	FO	A	TO	BLK	STL	PTS	AVG
Lindenwood	11/06/2023		11:07	0-0	.000	0-0	.000	0-0	.000	0	1	1	1.0	1	1	0	0	0	1	0	0.0
Florida A&M	11/09/2023		05:05	1-1	1.000	0-0	.000	1-2	.500	0	0	0	0.5	0	1	1	0	0	3	1.5	
Stony Brook	11/15/2023		01:47	0-0	.000	0-0	.000	0-0	.000	0	0	0	0.3	0	0	0	0	0	0	0	1.0
vs Oregon St.	11/18/2023		02:25	1-1	1.000	0-0	.000	0-2	.000	0	0	0	0.3	2	0	0	0	0	2	1.3	
Creighton	12/03/2023		03:27	0-1	.000	0-0	.000	0-0	.000	0	0	0	0.2	0	0	0	0	0	0	0	1.0
at Minnesota	12/06/2023		00:03	0-0	.000	0-0	.000	0-0	.000	0	0	0	0.2	1	0	0	0	0	0	0	0.8
North Dakota	12/20/2023		00:29	0-0	.000	0-0	.000	0-0	.000	0	0	0	0.1	0	0	0	0	0	0	0	0.7
Totals		0	24:23	2-3	.667	0-0	.000	1-4	.250	0	1	1	0.1	4	2	1	0	1	5	0.7	

Player Averages

Games Played	Minutes/ game	Points/ game	FG Pct	3FG Pct	FT Pct	Rebounds/ game	Assists/ game	Turnovers/ game	Assist/Turnover ratio	Steals/ game	Blocks/ game
7	3.5	0.7	66.7	0.0	25.0	0.1	0.3	0.1	2.0	0.1	0.0



MISC. STATS

Category	2023-24	Career
10+ Points	0	0
20+ Points	0	0
30+ Points	0	0
40+ Points	0	0
Double-Doubles	0	0
10+ Rebounds	0	0
10+ Assists	0	0
Led NU in Scoring	0	0
Led NU in Reb.	0	0
Led NU in Assists	0	0

HENRY BURT

REDSHIRT FRESHMAN • FORWARD • 6-7 • 216 • OMAHA, NEB. • ELKHORN SOUTH

CAREER STATS

				Field Goals		3-Point		F-Throws		Rebounds									Scoring		
SEASON	TEAM	GP-GS	MIN	AVG	FG-FGA	FG%	3FG-3FGA	3FG%	FT-FTA	FT%	OFF	DEF	TOT	AVG	PF-FO	A	TO	BLK	STL	PTS	AVG
2023-24	Nebr	4-0	6/1.6	1-1	1.000		0-0	.000	0-2	.000	0	2	2	0.5	0-0	0	0	0	0	2	0.5
TOTAL		4-0	6/1.6	1-1	1.000		0-0	.000	0-2	.000	0	2	2	0.5	0-0	0	0	0	0	2	0.5

2023-24 GAME BY GAME

				Total		3-Pointers		Free throws		Rebounds				PF		A	TO	BLK	STL	PTS	AVG
Opponent	Date	GS	MIN	FG-FGA	PCT	3FG-3FGA	PCT	FT-FTA	PCT	OFF	DEF	TOT	AVG	PF	FO	A	TO	BLK	STL	PTS	AVG
Lindenwood	11/06/2023		02:37	0-0	.000	0-0	.000	0-0	.000	0	0	0	0.0	0	0	0	0	0	0	0	0.0
Florida A&M	11/09/2023		01:40	1-1	1.000	0-0	.000	0-2	.000	0	1	1	0.5	0	0	0	0	0	0	2	1.0
Stony Brook	11/15/2023		00:53	0-0	.000	0-0	.000	0-0	.000	0	1	1	0.7	0	0	0	0	0	0	0	0.7
vs Oregon St.	11/18/2023		01:09	0-0	.000	0-0	.000	0-0	.000	0	0	0	0.5	0	0	0	0	0	0	0	0.5
Totals		0	06:19	1-1	1.000	0-0	.000	0-2	.000	0	2	2	0.5	0	0	0	0	0	0	2	0.5

Player Averages

Games Played	Minutes/ game	Points/ game	FG Pct	3FG Pct	FT Pct	Rebounds/ game	Assists/ game	Turnovers/ game	Assist/Turnover ratio	Steals/ game	Blocks/ game
4	1.6	0.5	100.0	0.0	0.0	0.5	0.0	0.0	0.0	0.0	0.0



MISC. STATS

Category	2023-24	Career
10+ Points	0	0
20+ Points	0	0
30+ Points	0	0
40+ Points	0	0
Double-Doubles	0	0
10+ Rebounds	0	0
10+ Assists	0	0
Led NU in Scoring	0	0
Led NU in Reb.	0	0
Led NU in Assists	0	0

## 2023-24 BOXSCORES

## NEBRASKA 84, LINDENWOOD 52



Official Basketball Box Score - Final  
Lindenwood at Nebraska  
11/05/23 Pinnacle Bank Arena, Lincoln  
Nebraska vs. Lindenwood

Game Time: 7:01 PM  
Game Duration: 1:49  
Attendance: 13,478

Officials: Tim Connor, Andy O'Brien, Mason Siler

Lindenwood - 52

Record: 0-1

NO.	Name	Min	FG	3P	FT	Rebounds	Fouls	TP	AS	TO	ST	Blocks	BS	BA	+	-	
			M	A	M	OR	DR	FT									
0	David Ware	F 19:42	0-3	0-1	0-0	2	5	7	2	1	0	0	0	2	0	1	-14
5	Jaylon McDaniel	F 22:27	3-7	0-0	0-3	1	5	6	4	2	6	0	2	0	1	1	-19
24	Keenen Cole	F 31:26	5-16	0-1	4-4	2	2	4	2	3	14	0	3	0	0	2	-31
15	Nathan Johnson Jr.	G 25:45	2-5	0-1	1-1	1	1	2	1	1	5	0	2	1	0	1	-25
25	Darius Beane	G 20:24	3-8	0-0	0-1	2	2	4	4	2	6	0	1	0	0	0	-10
3	Tommie Williams	19:35	1-5	0-1	0-0	1	2	3	2	1	2	2	2	0	0	0	-9
23	Jeremiah Talton	20:00	4-11	2-5	0-0	1	2	3	1	0	10	0	0	1	0	2	-14
1	Colin Ruffin	20:14	4-8	1-3	0-0	0	5	5	3	1	9	0	0	0	0	0	-30
22	Isaac Ordekane	10:07	0-0	0-0	0-0	0	1	1	0	0	0	0	0	0	1	0	-13
11	Amoro Lado	10:20	0-5	0-4	0-0	0	0	0	2	1	0	0	0	0	0	0	-5
Team						3	2	5			0	1					
Totals			22-68	3-16	5-9	13	27	40	21	12	52	2	12	4	2	7	-32

Technical Fouls: NONE

Shooting By Period		
1 <sup>st</sup> FG%	10-33	30.3%
3PT%	1-5	20.0%
FT%	3-3	100%
2 <sup>nd</sup> FG%	12-35	34.3%
3PT%	2-11	18.2%
FT%	2-6	33.3%
GM FG%	22-68	32.4%
3PT%	3-16	18.8%
FT%	5-9	55.6%
Dead Ball Rebounds: 1, 0		

Nebraska - 84

Record: 1-0

NO.	Name	Min	FG M-A	3P M-A	FT M-A	Rebounds OR DR TOT	Fouls PF TD	AS	TO	ST	Blocks BS BA	+/-					
51	Rienk Mast	F 25:18	5-7	1-3	2-3	1	5	6	1	3	13	3	2	0	0	0	11
53	Josiah Allick	F 23:30	4-5	1-1	2-2	2	6	8	1	4	11	2	0	2	1	0	34
0	C.J. Wilcher	G 22:08	4-8	2-5	3-4	0	1	1	0	2	13	2	0	0	2	0	26
3	Brice Williams	G 23:15	4-11	2-6	3-4	0	1	1	1	2	13	2	1	0	1	1	30
10	Jamarques Lawrence	G 18:22	2-8	2-6	1-2	4	6	3	1	7	1	2	0	0	0	0	16
1	Sam Holberg	25:14	5-7	2-4	3-5	0	5	5	1	3	15	2	0	1	1	0	30
9	Jarron Coleman	19:47	1-3	1-2	2-2	0	6	6	1	2	5	4	2	1	0	0	19
11	Eli Rice	19:08	0-3	0-2	2-4	2	3	5	2	2	2	1	2	0	1	1	3
31	Cale Jacobsen	11:07	0-0	0-0	0-0	0	1	1	1	0	0	1	0	0	1	0	0
21	Metar Diop	05:34	1-2	0-1	1-2	0	1	1	1	1	3	0	0	0	0	1	0
24	Jeff Grace	04:00	1-2	0-0	0-1	0	0	0	0	1	2	1	0	0	0	0	-3
35	Henry Burt	02:37	0-0	0-0	0-0	0	0	0	0	0	0	0	0	0	0	0	-4
Team						1	3	4			0	0					
Totals		27-56	11-30	19-29	8	36	44	12	21	84	19	5	7	2	32		

Technical Fouls: NONE

LWU		NEB	
Biggest lead	2 (1 <sup>st</sup> 19:36)	36 (2 <sup>nd</sup> 5:34)	
Best Scoring Run	7 (2 <sup>nd</sup> 14:37)	10 (1 <sup>st</sup> 4:27)	
Lead Changes	1		
Times Tied	0		
Time with Lead	00:23	39:13	

Points from Turnovers	LWU	NEB
Point	32	32
Second Chance	9	11
Fast Breaks	8	4
Bench	21	27

Period by Period Scoring	
	1st 2nd TOT
LWU	24 28 52
NEB	51 33 84

Shooting By Period		
1 <sup>st</sup> FG%	17-30	56.7%
3PT%	9-19	47.4%
FT%	8-11	72.7%
2 <sup>nd</sup> FG%	10-26	38.5%
3PT%	2-11	18.2%
FT%	11-18	61.1%
GM FG%	27-56	48.2%
3PT%	11-30	36.7%
FT%	19-29	65.5%
Dead Ball Rebounds: 4, 0		

## NEBRASKA 81, FLORIDA A&amp;M 54



Official Basketball Box Score - Final  
Florida A&M at Nebraska  
11/05/23 Pinnacle Bank Arena, Lincoln  
Nebraska vs. Florida A&M

Game Time: 7:01 PM  
Game Duration: 2:04  
Attendance: 13,766

Officials: Paul Soles, Edwin Young, Tony Meeks

Florida A&M - 54

Record: 0-2

Toronto Raptors - 2nd																		
NO.	Name	Min	FG	3P	FT	Rebounds	OR	DR	TO	Fouls	PF	AS	TO	ST	Blocks	B/S	+/-	
5	Keith Lamar	F 22:51	2-8	0-1	1-2	1	2	3	3	2	5	2	1	1	0	0	-18	
13	Shannon Grant	F 19:48	2-3	0-0	0-0	0	3	3	5	1	4	0	3	2	0	0	-10	
2	Jordan Chatman	G 10:11	0-3	0-1	0-0	0	0	0	0	4	0	0	1	1	0	0	-7	
4	Hantz Louis-Jeune	G 18:32	3-7	1-3	1-2	0	5	5	3	2	8	0	0	1	2	2	-21	
12	K'Jei Parker	36:54	5-20	1-6	2-2	1	5	6	1	3	13	3	2	0	0	0	-25	
11	Roderick Coffee III	20:38	0-6	0-4	2-4	1	1	2	1	3	2	1	0	0	1	0	-4	
24	Ja'Derrys Eatmon	18:21	3-7	0-0	2-2	3	1	4	2	3	8	0	2	1	1	1	-15	
0	Chase Barrs	15:08	0-1	0-0	1-2	3	1	4	5	1	1	1	1	0	0	0	-10	
23	Mies Hall	13:40	1-3	0-0	1-2	0	3	3	0	1	3	1	0	1	0	0	-14	
3	Monrell Schramm	22:05	4-7	2-4	0-1	1	2	3	2	1	10	1	2	1	0	0	-8	
34	Richard Mathews	01:52	0-1	0-1	0-0	0	0	0	0	0	0	0	0	0	0	0	-3	
Team						1		1		2				0		1		
Totals			20-66	4-20	10-17	11	24	35	26	17	54	10	14	8	3	5	-27	

Technical Fouls: NONE

Shooting By Period		
1 <sup>st</sup> FG%	9-31	29.0%
3PT%	2-9	22.2%
FT%	5-6	83.3%
2 <sup>nd</sup> FG%	11-35	31.4%
3PT%	5-11	45.5%
GM FG%	20-66	30.3%
3PT%	4-20	20.0%
FT%	10-17	58.8%
Dead Ball Rebounds: 3, 0		

Nebraska - 81

Record: 2-0

NO.	Name	Min	FG	3P	FT	Rebounds	Fouls	TP	AS	TO	ST	Blocks	BS	BA	+	-	
						OR	DR	FF									
51	Rienk Mast	F 27:21	6-14	2-5	6-6	5	11	16	2	4	20	2	2	0	0	26	
53	Josiah Allick	F 28:38	1-3	0-0	3-4	3	2	5	1	4	5	0	2	0	1	0	
0	C.J. Wilcher	G 19:51	2-6	1-4	1-2	0	1	1	1	4	6	2	0	1	1	19	
3	Brice Williams	G 22:19	3-9	2-4	7-7	2	4	6	3	4	15	2	1	0	1	20	
10	Jamarques Lawrence	G 24:40	2-6	0-3	1-2	0	5	5	1	1	5	4	4	3	0	10	
1	Sam Holberg	22:37	1-3	1-3	0-0	1	2	3	1	2	3	1	2	4	0	14	
9	Jarron Coleman	17:54	1-3	1-3	1-3	0	3	3	0	3	4	3	3	0	1	0	
11	Eli Rice	22:18	4-9	3-6	5-8	0	4	4	1	5	16	0	0	0	0	11	
21	Metar Diop	05:17	0-0	0-0	0-0	0	1	1	4	0	0	0	3	0	1	-6	
31	Cale Jacobsen	05:05	1-1	0-0	1-2	0	0	0	0	1	3	1	1	0	0	0	
24	Jeff Grace	02:20	1-1	0-0	0-0	1	0	1	0	0	2	0	0	0	0	1	
35	Henry Burt	01:40	1-1	0-0	0-2	0	1	1	0	1	2	0	0	0	0	2	
Team						4	5	9			0	0					
Totals			23-56	10-28	25-36	16	39	55	17	26	81	15	18	7	5	3	27

Technical Fouls: NONE

FAMU		NEB	
Biggest lead	1 (1 <sup>st</sup> 15:38)	29 (2 <sup>nd</sup> 12:39)	
Best Scoring Run	5 (2 <sup>nd</sup> 10:54)	12 (1 <sup>st</sup> 12:12)	
Lead Changes	12		
Times Tied	0		
Time with Lead	00:18	39:12	

Points from Turnovers	FAMU	NEB
Point	26	24
Second Chance	9	18
Fast Breaks	3	9
Bench	24	30

Period by Period Scoring	
	1st 2nd TOT
FAMU	25 29 54
NEB	41 40 81

## NEBRASKA 64, RIDER 50



Official Basketball Box Score - Final  
Rider at Nebraska  
11/15/23 Pinnacle Bank Arena, Lincoln  
Nebraska vs. Rider

Game Time: 7:05 PM  
Game Duration: 1:57  
Attendance: 13,478

Officials: Keith Kirtle, Amy Bonner, Marques Pettigrew

Rider - 50

Record: 1-2

Player		Team															
NO.	Name	Min	FG	3P	FT	Rebounds	Fouls	TP	AS	TO	ST	Blocks	BS	BA	+	-	
						OR	DR	OT									
14	JT Langston Jr	F 23:50	1-4	0-1	1-2	1	3	4	1	1	3	0	0	2	3	0	-8
33	Tariq Ingraham	F 33:30	1-6	0-0	2-2	1	7	8	3	1	4	2	0	3	1	0	-10
2	Allen Powell	G 35:16	2-13	1-8	0-0	0	2	2	2	1	5	3	0	2	0	0	-8
3	Corey McKelthan	G 34:19	6-14	2-6	4-5	0	5	5	1	2	18	2	4	0	0	0	-14
35	T.J. Weeks Jr.	G 28:56	2-9	1-5	1-1	1	4	5	4	1	6	0	1	2	0	0	-12
5	Mervin James	19:44	4-7	2-3	0-0	2	3	5	1	10	1	2	1	0	0	0	-8
0	DJ Dudley	14:41	1-3	0-2	2-2	0	3	3	0	1	4	0	2	0	0	0	-1
31	Tyreek Weeks	01:52	0-0	0-0	0-0	0	0	0	0	0	0	0	0	0	0	0	-4
23	Anthony McCall	07:52	0-0	0-0	0-0	1	0	1	2	1	0	0	2	0	0	0	-5
Team						2	0	3			0	0	0				
Totals			17-56	6-25	10-12	7	27	34	18	9	50	8	11	10	5	0	-14

NEBRASKA 84, OREGON STATE 63



Official Basketball Box Score - Final  
Oregon St. at Nebraska  
11/18/23 Sanford Pavilion, Sioux Falls  
2023-24 Men's Basketball

Game Time: 3:00 PM  
Game Duration: 1:56  
Attendance: 2,938

Officials: Kelly Pfeiffer, Rob Kueneman, Nate Harris

Oregon St. - 63												
Record: 3-1												
NO. Name	Min	FG M-A	3P M-A	FT M-A	Rebounds OR DR TOT	Fouls PF FO	TP	AS	TO	ST	Blocks BS BA	+/-
34 Tyler Bilodeau	F 32:53	4-10	0-2	7-7	0 7 7	4 4	15	1	2	1	1 1	-18
15 Choi Marial	G 05:35	0-1	0-1	0-0	0 1 1	1 0	9	0	0	0	0 0	-4
0 Jordan Pope	G 35:41	8-12	9-9	6-6	2 1 3	1 5	25	3	0	0	1 1	-21
1 Christian Wright	G 19:40	2-5	1-2	1-2	0 1 1	3 2	6	2	2	0	0 0	-4
4 Dexter Akanno	G 14:42	0-7	0-4	0-0	0 1 1	2 2	0	0	0	1 0	1 1	-15
24 KC Ikwke	10:34	1-4	0-0	0-0	4 1 5	1 1	2	0	0	0 1	0 1	-22
5 Justin Rochelin	13:25	2-8	2-6	2-2	2 1 3	5 1	8	0	0	1 0	0 0	2
11 DaJohn Craig	17:37	1-3	0-1	1-2	0 2 2	2 1	3	2	1	0 0	0 0	-18
22 Thomas Ndong	11:02	0-0	0-0	0-0	0 1 1	2 2	0	0	1 0	1 0	0 0	0
12 Michael Rataj	09:39	0-3	0-1	0-0	1 1 2	0 0	0	1	0	0 0	1 0	-4
3 Gavin Marrs	12:51	1-1	0-0	0-0	1 1 1	1 0	2	0	1 0	0 0	0 0	0
2 Josiah Lake II	13:31	0-0	0-0	2-2	0 1 1	1 1	2	1	0	0 0	0 0	1
14 Jayden Stevens	02:50	0-0	0-0	0-0	0 1 1	0 0	0	0	0 0	0 0	0 0	-9
Team					0 2 2		0	0	0			
Totals		19-54	6-22	19-21	9 22 31	23 19	63	11	9	4	3 3	-21

Shooting By Period		
1 <sup>st</sup> FG%	9-30	30.0%
3PT%	7-13	8.3%
FT%	5-5	100%
2 <sup>nd</sup> FG%	10-24	41.7%
3PT%	5-10	50.0%
FT%	14-16	87.5%
GMFG%	19-54	35.2%
3PT%	6-22	27.3%
FT%	19-21	90.5%
Dead Ball Rebounds: 0, 1		

Technical Fouls: NONE

Nebraska - 84												
Record: 5-0												
NO. Name	Min	FG M-A	3P M-A	FT M-A	Rebounds OR DR TOT	Fouls PF FO	TP	AS	TO	ST	Blocks BS BA	+/-
51 Rienk Mast	F 26:53	5-12	0-2	5-6	6 7 13	2 5	15	2	0	0	0 0	22
53 Josiah Allick	F 24:59	2-6	0-0	4-6	2 2 4	3 5	8	0	1	2	0 1	17
3 Brice Williams	G 28:21	9-17	3-7	4-4	3 0 3	0 4	25	2	0	2	1 1	25
10 Jamarques Lawrence	G 22:45	1-3	0-0	1-1	0 5 5	2 1	3	3	0	0	0 0	14
30 Keisei Tominaga	G 25:09	3-6	2-3	0-0	0 2 2	2 0	8	2	2	2	0 0	19
4 Juwan Gary	20:58	5-10	1-4	1-2	4 6 10	3 2	12	2	2	1 2	1 7	7
0 C.J. Wilcher	12:44	1-2	1-2	0-0	0 0 0	1 3	1	0	0	0 0	0 0	0
1 Sam Holberg	11:48	2-4	1-3	0-0	0 0 0	3 1	5	0	1	0	0 0	6
9 Jarron Coleman	14:50	0-2	0-2	1-2	0 2 2	1 2	1	3	0	1	0 0	0
11 Eli Rice	02:25	0-1	0-1	0-0	0 0 0	0 0	1	0	0	0 0	0 0	-3
21 Matar Diop	02:25	1-1	0-0	0-0	0 2 2	0 1	2	1	0	0 0	0 0	-3
3 Cale Jacobsen	02:25	1-1	0-0	0-2	0 0 0	2 1	2	0	0	0 0	0 0	-3
24 Jeff Grace	01:09	0-0	0-0	0-0	0 0 0	0 0	0	0	0 0	0 0	0 0	-3
35 Henry Burt	01:09	0-0	0-0	0-0	0 0 0	0 0	0	0	0 0	0 0	0 0	-3
Team					2 1 3		0	0				
Totals		30-65	8-24	16-26	17 27 44	19 23	84	16	6	8	3 3	21

Technical Fouls: NONE

	OSU		NEB		Points from		OSU	NEB	Period by Period Scoring			
Biggest lead	6 (1 <sup>st</sup> 18:12)		31 (2 <sup>nd</sup> 14:06)		Turnovers	5	14			1st	2nd	TOT
Best Scoring Run	7 (2 <sup>nd</sup> 11:15)		20 (1 <sup>st</sup> 3:21)		Touchdown	16	38					
Lead Changes	1				Second Chance	6	22	OSU	24	39	63	
Times Tied	0				Fast Breaks	5	21					
Time with Lead	06:21	33:14			Bench	17	25	NEB	44	40	84	

NEBRASKA 89, DUQUESNE 79



Official Basketball Box Score - Final  
Duquesne at Nebraska  
11/22/23 Pinnacle Bank Arena, Lincoln  
Nebraska vs. Duquesne

Game Time: 7:01 PM  
Game Duration: 2:14  
Attendance: 14,426

Officials: Rob Kueneman, WI Howard, Lewis Garrison

Duquesne - 79												
Record: 4-2												
NO. Name	Min	FG M-A	3P M-A	FT M-A	Rebounds OR DR TOT	Fouls PF FO	TP	AS	TO	ST	Blocks BS BA	+/-
5 Haili Barrs	F 21:54	1-3	0-0	0-0	1 2 3	2 0	2	0	0	0	3 0	-11
23 Andrei Savrasov	F 14:05	1-3	1-2	0-0	0 3 3	2 1	3	0	1	0	0 0	-18
1 Jimmy Clark III	G 24:44	5-13	1-5	4-4	1 3 4	5 2	15	2	1	0	0 0	-8
3 Dae Dae Grant	G 38:04	7-16	1-8	9-9	1 2 3	1 6	24	3	0	0	0 0	-7
32 Kareem Rozier	G 30:10	6-10	4-8	0-0	1 0 1	4 0	16	1	1	1 0	0 1	-7
3 Hassan Drame	14:22	0-5	0-2	0-0	2 4 6	2 1	0	1	0	0 0	0 1	-4
34 Fousseyni Drame	29:33	5-7	1-2	1-2	2 6 8	1 1	12	0	2	0 0	0 0	-2
2 David Dixon	11:48	3-3	0-0	1-2	4 2 6	5 1	7	0	0	0 1	0 0	14
55 Kalon Nicholls	06:10	0-1	0-0	0-0	0 1 1	1 1	1	0	0	0 0	0 0	0
7 Jakub Necas	09:10	0-2	0-2	0-0	1 0 1	1 0	0	1	1	0 0	0 0	-7
Team					1 0 1		0	0				
Totals		28-63	8-29	15-17	14 23 37	24 13	79	8	6	1	4 2	-10

Technical Fouls: Clark III 2<sup>nd</sup> 2:10 Team 2<sup>nd</sup> 0:17

Nebraska - 89												
Record: 6-0												
NO. Name	Min	FG M-A	3P M-A	FT M-A	Rebounds OR DR TOT	Fouls PF FO	TP	AS	TO	ST	Blocks BS BA	+/-
51 Rienk Mast	F 30:39	2-6	0-2	6-6	2 4 6	3 3	10	3	2	0	1 0	-5
53 Josiah Allick	F 22:57	3-5	1-1	5-7	2 5 7	0 6	12	5	0	0	1 1	14
3 Brice Williams	G 30:06	3-6	1-3	4-4	0 1 1	3 4	11	1	0	0 0	0 0	0
10 Jamarques Lawrence	G 26:22	2-4	2-4	0-0	0 2 2	1 0	6	3	0	0 0	0 0	-2
30 Keisei Tominaga	G 23:15	6-12	2-7	9-10	0 2 2	1 6	23	0	0	0 0	0 0	-3
0 C.J. Wilcher	16:17	1-2	0-1	0-0	0 2 2	1 1	2	1	0	1 0	0 0	14
1 Sam Holberg	14:43	1-3	1-1	0-0	0 0 0	0 0	3	0	0	0 0	1 2	10
4 Juwan Gary	22:03	7-10	2-4	4-4	2 3 5	3 2	20	1	0	0 0	0 0	10
9 Jarron Coleman	13:38	1-5	0-1	0-0	1 1 2	1 1	2	4	0	0 0	0 1	12
Team					0 2 2		0	0				
Totals		26-53	9-24	28-31	7 22 29	13 23	89	18	2	1	2 4	10

Technical Fouls: NONE

	DUQ		NEB		Points from		DUQ		NEB		Period by Period Scoring				
Biggest lead	6 (1 <sup>st</sup> 12:37)		17 (2 <sup>nd</sup> 6:57)		Turnovers		3	7							
Best Scoring Run	10 (2 <sup>nd</sup> 4:31)		13 (2 <sup>nd</sup> 10:22)		Paint		34	32							
Lead Changes			9		Second Chance		16	8							
Times Tied			7		Fast Breaks		10	8							
Time with Lead	18:48		18:21		Bench		19	27							
											DUQ		39	40	79
											NEB		37	52	89

NEBRASKA 85, CAL STATE FULLERTON 72



Official Basketball Box Score - Final  
Cal St. Fullerton at Nebraska  
11/22/23 Pinnacle Bank Arena, Lincoln  
Nebraska vs. Cal State Fullerton

Game Time: 1:01 PM  
Game Duration: 1:51  
Attendance: 14,711

Officials: Bret Smith, Alfred Smith, Jourdan Love

Cal St. Fullerton - 72												
Record: 2-4												
NO. Name	Min	FG M-A	3P M-A	FT M-A	Rebounds OR DR TOT	Fouls PF FO	TP	AS	TO	ST	Blocks BS BA	+/-
3 Bert Kabamba	F 20:44	0-2	0-0	2 4 6	3 0	0	2	3	0	0	1 1	-13
13 Vincent Lee	F 16:39	3-5	0-0	2 2 1	0 1 1	0 1	8	0	0	1 2	1 5	5
2 Max Jones	G 31:10	10-19	5-7	5-7	0 3 3	1 6	30	1	4	1 0	0 0	-8
7 Dominic Brewton	G 31:41	5-16	0-3	0-0	1 4 5	1 1	10	1	2	2	0 1	-20
21 Grayson Carper	G 36:15	2-8	2-8	0-0	3 4 7	2 0	6	1	1	0 1	0 0	-8
24 Kendrick De Luna	12:47	0-2	0-0	0-0	1 0 1	2 0	0	0	0	1 0	0 0	-16
0 Jalen Cooper	15:12	1-2	0-0	0-0	1 2 3	0 3	2	1	1	0 0	0 0	-5
5 Donovan Oday	27:21	7-13	2-4	0-0	1 2 3	4 0	16	1	2	1 0	0 0	0
12 Zachary Visentin	08:11	0-0	0-0	0-0	2 0 2	1 1	0	0	1 0	0 0	0 0	0
Team					3 1 4		0	0				
Totals		28-67	9-22	7-9	15 20 35	17 9	72	9	12	8	5 3	-13

Technical Fouls: NONE

Nebraska - 85												
Record: 7-0												
NO. Name	Min	FG M-A	3P M-A	FT M-A	Rebounds OR DR TOT	Fouls PF FO	TP	AS	TO	ST	Blocks BS BA	+/-
51 Rienk Mast	F 28:54	8-12	3-3	0-0	4 5 9	0 1	19	3	2	0	0 1	10
53 Josiah Allick	F 23:17	1-3	0-1	4-4	1 3 4	0 3	6	1	1	0	1 1	14
3 Brice Williams	G 29:48	4-9	2-5	4-4	0 2 2	3 4	14	3	1	0	2 1	12
10 Jamarques Lawrence	G 27:25	4-10	1-5	2-2	1 1 2	1 1	11	6	0	1	0 0	6
30 Keisei Tominaga	G 25:22	5-5	3-3	4-4	1 3 4	0 4	17	0	1	0	0 0	15
34 Jason Gray	G 24:05	3-4	1-2	3-7	0 1 1	0 1	1	0	1	0	0 0	1
5 Jarron Coleman	08:31	0-2	0-1	0-0	2 2 4	1 0	0	2	4	0	0 0	8
1 C.J. Wilcher	16:37	2-6	1-5	0-0	1 2 3	1 0	5	1	0	0	0 0	-3
1 Sam Holbrook	15:20	0-1	0-0	0-0	0 2 2	3 0	0	1	0	0	0 1	-3
Team					1 1 2	2			0	0		
Totals		27-58	12-30	19-20	11 25 36	9 17	85	18	9	3	3 5	13

## 2023-24 BOXSCORES

## MINNESOTA 76, NEBRASKA 65



Official Basketball Box Score - Final  
**Nebraska at Minnesota**  
12/09/23 Wilmar Arena, Minneapolis  
2023-24 Men's Basketball

Game Time: 8:00 PM  
Game Duration: 2:06  
Attendance: 6,899

Officials: D.J. Carstensen, Terry Ogelsby, John Floyd

Nebraska - 65

Record: 7-2 (0-1)

NO. Name	Min	FG M-A	3P M-A	FT M-A	Rebounds OR DR TOT	Fouls PF FD	TP	AS	TO	ST	Blocks BS BA	+/-				
51 Rienk Mast	F 30:05	2-7	0-2	0-0	2	3	3	4	3	1	1	0	1			
53 Josiah Allick	F 21:30	1-2	0-0	1-2	0	3	3	0	1	3	1	2	0	1	-7	
3 Brice Williams	G 30:28	8-16	1-3	1-2	3	3	6	5	1	18	4	4	3	1	-8	
10 Jamarques Lawrence	G 32:56	5-9	3-5	3-4	1	6	7	3	2	16	1	7	1	0	-10	
30 Keisei Tominaga	G 24:04	0-5	0-4	4-4	0	0	0	2	1	4	0	1	0	0	-11	
0 C.J. Wilcher	18:07	3-6	1-2	2-2	1	2	3	2	2	9	2	1	0	0	2	
4 Juwan Gary	30:54	5-7	0-1	1-1	2	2	4	3	1	11	2	2	2	0	-4	
1 Sam Holberg	08:28	0-0	0-0	0-0	0	0	0	0	0	0	2	0	0	0	-9	
9 Jarron Coleman	03:25	0-1	0-1	0-0	0	0	0	0	2	0	0	0	0	0	4	
31 Cale Jacobsen	00:03	0-0	0-0	0-0	0	0	0	0	1	0	0	0	0	0	-1	
Team					1	3	4			0	0					
Totals		24-53	5-18	12-15	10	22	32	21	8	65	15	18	7	1	7	-11

Technical Fouls: NONE

Minnesota - 76

Record: 6-3 (1-1)

HHS - 76														HHS - 76			
NO.	Name	Min	FG M-A	3P M-A	FT M-A	Rebounds OR DR TOT	Fouls PF FD	TP	AS	TO	ST	Blocks BS BA	+/-				
1	Joshua Ola-Joseph	F 22:40	6-8	1-1	2-2	5	0	5	0	1	15	2	2	0	1	0	
3	Dawson Garcia	F 06:45	0-0	0-0	0-0	0	2	2	0	0	0	0	0	0	0	1	
0	Elijah Hawkins	G 34:50	2-4	2-3	6-10	1	5	6	2	6	12	11	4	1	1	0	
4	Braeden Carrington	G 32:23	4-10	1-4	4-5	1	4	5	3	6	13	2	2	3	1	0	
24	Cam Christie	G 25:04	3-8	2-7	1-2	0	3	3	1	1	9	1	1	0	1	0	
21	Pharell Payne	35:19	5-6	0-0	2-6	1	3	4	2	4	12	1	3	1	2	11	
2	Mike Mitchell Jr.	23:28	5-14	2-8	0-0	0	0	0	1	0	12	0	2	5	0	0	
5	Isaiah Ihnen	09:29	0-2	0-2	1-2	2	1	3	0	2	1	0	0	0	0	-11	
23	Parker Fox	10:02	0-1	0-0	2-2	0	0	0	0	1	2	1	2	0	1	9	
Team						3	1	4			0						
Totals			25-53	8-25	18-29	13	19	32	9	21	76	18	16	10	7	1	11

Technical Fouls: Mitchell Jr. 2<sup>nd</sup> 7/42

	NEB	UMN	Period by Period Scoring						
Biggest lead	17 (1 <sup>st</sup> 1:13)	11 (2 <sup>nd</sup> 0:32)	Points from Turnovers	NEB 21	UMN 24	1st	2nd	TOT	
Best Scoring Run	9 (1 <sup>st</sup> 3:37)	13 (2 <sup>nd</sup> 13:14)	Paint	32	24	NEB	39	26	65
Lead Changes	9	13	Second Chance	8	14	UMN	24	52	76
Times Tied	5	5	Fast Breaks	8	11				
Time with Lead	19:42	16:55	Bench	20	27				

## NEBRASKA 77, MICHIGAN STATE 70



Official Basketball Box Score - Final  
**Michigan St. at Nebraska**  
12/09/23 Phoebe Bark Arena, Lincoln  
Nebraska vs. Michigan State

Game Time: 5:37 PM  
Game Duration: 2:20  
Attendance: 14,585

Officials: Brian Dorsey, Tim Comer, Brett Smith

Michigan St. - 70

Record: 4-5 (0-2)

NO. Name	Min	FG M-A	3P M-A	FT M-A	Rebounds OR DR TOT	Fouls PF FD	TP	AS	TO	ST	Blocks BS BA	+/-	
25 Malik Hall	F 33:51	7-14	1-2	7-7	2 5 7	2 4	22	3	0	1	2	0	-8
22 Mady Sissoko	C 12:59	0-0	0-0	0-0	1 2 3	2 1	0	1	0	0	0	0	-4
2 Tyson Walker	G 35:01	7-18	3-8	0-0	0 4 4	2 2	17	2	2	1	0	0	-7
3 Jaden Atkins	G 28:14	4-7	2-4	0-0	1 3 4	2 0	10	0	1	0	0	0	-7
11 A.J. Hoggard	G 27:56	5-10	1-1	1-2	1 4 5	1 2	12	3	1	2	0	3	-11
15 Carson Cooper	12:01	1-2	0-0	0-0	0 0 0	1 2	0	1	0	0	0	0	0
1 Jeremy Fears Jr.	09:58	0-2	0-0	0-0	0 0 0	0 2	0	2	0	0	3	0	3
5 Tre Holloman	19:21	1-5	1-2	0-0	0 1 1	0 3	2	0	0	0	0	0	1
55 Coen Carr	20:39	2-3	0-0	0-0	1 2 3	2 0	4	1	1	1	0	0	-2
Team					2 2 4		0	0					
Totals		27-61	8-17	8-9	8 23 31	13 11	70	14	9	5	2	4	-7

Technical Fouls: NONE

Nebraska - 77

Record: 8-2 (1-1)

NO. Name		Min	FG M-A	3P M-A	FT M-A	Rebounds OR DR TOT	Fouls PF FD	TP	AS	TO	ST	Blocks BS BA	+/-				
4	Juwan Gary	F 35:59	8-11	2-4	2-3	0	3	3	2	3	20	1	1	3	2	0	10
51	Rienk Mast	F 34:25	4-9	0-2	0-0	3	11	14	3	0	8	6	3	0	1	0	8
3	Brice Williams	G 30:02	4-7	1-2	5-6	0	3	3	2	4	14	0	2	0	1	0	9
10	Jamarques Lawrence	G 25:54	1-5	0-1	0-0	0	0	3	3	2	0	2	4	2	0	0	0
30	Keisei Tominaga	G 29:48	5-12	3-7	2-2	0	0	0	1	2	15	1	0	1	0	0	4
0	C.J. Wilcher	15:00	3-5	2-4	2-2	1	1	2	0	2	10	1	0	0	0	0	-3
1	Sam Holberg	16:38	1-4	1-2	2-2	0	3	3	1	1	5	2	0	1	0	2	8
21	Matar Diop	05:35	0-0	0-0	0-0	0	0	0	0	1	0	1	0	0	0	0	-1
11	Eli Rice	06:39	1-1	1-1	0-0	0	0	0	0	0	3	0	0	0	0	0	0
Team						1	2	3		0	1						
Totals			27-54	10-23	13-15	5	26	31	11	13	77	16	9	5	4	2	7

Technical Fouls: NONE

	MSU	NEB	Points from		MSU	NEB	Period by Period Scoring		
Biggest lead	7 (1 <sup>st</sup> 12:19)	7 (2 <sup>nd</sup> 0:25)	Turnovers	4	8		1st	2nd	TOT
Best Scoring Run	7 (1 <sup>st</sup> 12:19)	8 (1 <sup>st</sup> 10:23)	Paint	28	30	MSU	34	36	70
Lead Changes	15	6	Second Chance	8	4				
Times Tied	6	5	Fast Breaks	5	8	NEB	31	46	77
Time with Lead	17:33	17:55	Bench	9	18				

## NEBRASKA 62, KANSAS STATE 46



Official Basketball Box Score - Final  
**Nebraska at Kansas St.**  
12/17/23 Bramlage Coliseum, Manhattan  
2023-24 Men's Basketball

Game Time: 2:01 PM  
Game Duration: 1:57  
Attendance: 10,206

Officials: Kipp Kissinger, Paul Selez, Marques Pettigrew

Nebraska - 62

Record: 9-2

NO. Name		FG		3P	Rebounds			Fouls		TP	AS	TO	ST	Blocks		+/-	
		M	A	M	A	OR	DR	OT	PF					FD	BS		BA
4 Juwan Gary	F	30:39	6-16	1-2	0-0	11	7	18	3	0	13	1	3	0	1	2	17
51 Rienk Mast	F	36:23	8-15	3-4	0-1	4	8	12	1	2	19	3	3	0	0	3	18
3 Brice Williams	G	31:59	4-12	2-7	0-1	1	8	9	3	1	10	2	0	2	2	12	12
10 Jamarques Lawrence	G	24:23	1-6	0-3	0-0	1	3	4	2	1	2	2	4	0	0	1	13
30 Keisei Tominaga	G	26:30	3-11	3-9	0-0	1	2	3	2	2	9	4	0	5	0	1	20
53 Josiah Allick	10:50	1-2	0-0	1-2	0	0	0	3	3	3	0	0	0	0	0	0	-3
1 Sam Holberg	25:33	1-3	1-2	0-0	0	3	3	1	0	3	2	0	2	0	0	0	8
0 C.J. Wilcher	08:15	0-4	0-2	0-0	1	2	3	1	1	0	0	1	0	1	0	0	-6
11 Eli Rice	05:28	1-3	1-2	0-0	0	0	0	1	1	3	0	0	0	0	0	0	1
Team					3	2	5			0	1						
Totals		25:72	11-31	1-4	22	35	57	17	11	62	14	14	7	4	9	16	

Technical Fouls: NONE

Kansas St. - 46

Record: 8-3

Kansas ST - 46		REG: 3P														
NO. Name	Min	FG	3P	FT	Rebounds OR DR TOT	Fouls PF FD	TP	AS	TO	ST	Blocks BS BA	+/-				
1 David N'Guessan	F 30:14	2-6	0-2	0-2	3	3	6	3	2	4	0	1	3	0		
24 Arthur Kaluma	F 37:06	2-10	0-5	4-7	1	4	5	1	7	8	0	3	1	0	-14	
13 Will McNair Jr.	C 21:23	0-5	0-1	0-0	1	5	6	1	0	0	1	1	1	4	0	-21
2 Tyler Perry	G 35:59	3-11	3-10	2-2	0	2	2	3	2	11	6	2	0	1	0	-15
5 Cam Carter	G 36:59	4-17	1-8	3-4	0	2	2	3	12	2	2	0	3	2	-22	
4 Dai Dai Ames	16:48	2-5	0-2	0-1	1	0	1	0	1	4	1	3	0	0	0	-2
8 RJ Jones	04:59	0-2	0-2	0-0	0	0	0	0	0	0	0	1	0	0	0	4
23 Macaleab Rich	16:32	3-4	0-0	1-2	4	5	9	1	2	7	0	0	1	1	0	-3
Team					3	6	9			0	0					
Totals		16-60	4-30	10-18	13	27	40	11	17	46	11	12	6	9	4	-16

Technical Fouls: NONE

	NU	KState				
Biggest lead	19 (2 <sup>nd</sup> 4:22)	6 (1 <sup>st</sup> 3:12)				
Best Scoring Run	12 (2 <sup>nd</sup> 5:34)	9 (1 <sup>st</sup> 3:12)				
Lead Changes	13	2				
Times Tied	2	2				
Time with Lead	25:59	11:43				
Points from Turnovers	NU 8	KState 4	Period by Period Scoring			
Paint	NU 28	KState 22	1st	2nd	TOT	
Second Chance	NU 16	KState 12	NU	31	31	62
Fast Breaks	NU 7	KState 3				
Bench	NU 9	KState 11	KState	34	12	46

## NEBRASKA 83, NORTH DAKOTA 75



Official Basketball Box Score - Final  
**North Dakota at Nebraska**  
12/20/23 Phoebe Bark Arena, Lincoln  
Nebraska vs. North Dakota

Game Time: 6:31 PM  
Game Duration: 1:55  
Attendance: 13,397

Officials: Brian McRut, Keith Patterson, Chad Barlow

North Dakota - 75

Record: 8-5

NO. Name	Min	FG M-A	3P M-A	FT M-A	Rebounds OR DR TOT	Fouls PF FD	TP	AS	TO	ST	Blocks BS BA	+/-				
10 Tsotne Tsartsidze	F 25:56	1-4	1-4	0-0	4	2	6	2	1	3	1	2	0	1	0	-9
15 Brady Danielson	F 16:46	2-6	0-3	2-2	0	0	0	0	2	1	6	0	1	0	0	1
20 B.J. Omat	F 32:21	7-16	2-5	5-9	3	5	8	2	5	21	1	1	1	1	0	-8
3 Amar Kuljuhovic	C 17:14	1-0	0-0	2-2	1	0	1	0	1	4	0	2	0	0	0	-13
52 Teyres Egeustaff	C 28:56	1-4	3-10	0-0	1	2	3	1	0	13	1	1	2	0	0	-15
4 Tyrese Henacho	B 28:09	8-17	5-9	1-2	1	4	5	3	1	22	2	1	2	0	0	2
1 Eliot Hicks	B 10:40	2-2	0-0	0-0	0	0	4	0	0	0	0	0	0	0	0	0
2 Eli King	20:31	0-5	0-1	2-2	2	2	4	3	2	2	4	2	1	0	0	-5
12 Brian Matthews	10:53	0-0	0-0	0-0	2	1	3	1	0	0	1	0	0	0	0	2
5 Deng Mayor	02:24	0-0	0-0	0-0	0	0	1	1	0	0	0	0	0	0	0	4
Team					4	3	7		0		1					





# 2023-24 Nebraska Men's Basketball Combined Team Statistics All games

Page 1/1  
as of Dec 21, 2023

## Game Records

Record	Overall	Home	Away	Neutral
ALL GAMES	10-2	8-1	1-1	1-0
CONFERENCE	1-1	1-0	0-1	0-0
NON-CONFERENCE	9-1	7-1	1-0	1-0

## Score by Periods

Team	1st	2nd	OT	TOT
Nebraska	464	454	0	918
Opponents	391	398	0	789

## Team Box Score

No.	Player				Total		3-Point		F-Throw		Rebounds														
		GP-GS	MIN	AVG	FG-FGA	FG%	3FG-3FGA	3FG%	FT-FTA	FT%	OFF	DEF	TOT	AVG	PF	DQ	A	TO	BLK	STL	PTS	AVG			
4	GARY, Juwan	9-3	246:50	27.4	50-92	.543	13-33	.394	15-22	.682	28	38	66	7.3	15	0	11	8	6	13	128	14.2			
30	TOMINAGA, Keisei	10-10	247:25	24.7	44-102	.431	20-60	.333	27-32	.844	2	18	20	2.0	10	0	10	7	0	11	135	13.5			
3	WILLIAMS, Brice	12-12	329:06	27.4	53-121	.438	17-48	.354	39-45	.867	16	46	62	5.2	27	1	28	18	9	8	162	13.5			
51	MAST, Rien	11-11	322:33	29.3	52-113	.460	12-36	.333	27-31	.871	33	76	109	9.9	20	0	33	18	2	1	143	13.0			
0	WILCHER, C.J.	12-2	199:30	16.6	29-64	.453	15-40	.375	10-12	.833	9	15	24	2.0	12	0	12	6	4	3	83	6.9			
53	ALLICK, Josiah	11-10	267:47	24.3	23-51	.451	2-10	.200	26-37	.703	24	32	56	5.1	12	0	12	15	3	6	74	6.7			
10	LAWRENCE, Jamarques	12-12	315:28	26.3	26-77	.338	10-40	.250	13-19	.684	7	40	47	3.9	22	0	35	26	0	8	75	6.3			
1	HOIBERG, Sam	12-0	210:04	17.5	16-38	.421	9-21	.429	7-12	.583	5	22	27	2.3	19	0	14	8	2	10	48	4.0			
11	RICE, Eli	9-0	72:31	8.1	9-22	.409	6-15	.400	9-14	.643	2	8	10	1.1	5	0	2	2	2	0	33	3.7			
9	COLEMAN, Jarron	9-0	118:14	13.1	5-27	.185	2-16	.125	7-11	.636	1	19	20	2.2	10	0	20	11	1	2	19	2.1			
21	DIOP, Matar	7-0	29:38	4.2	2-4	.500	0-1	.000	3-6	.500	1	5	6	0.9	6	0	3	4	2	0	7	1.0			
24	GRACE, Jeff	5-0	10:11	2.0	2-3	.667	0-0	.000	0-1	.000	1	0	1	0.2	0	0	1	0	0	0	4	0.8			
31	JACOBSEN, Cale	7-0	24:23	3.5	2-3	.667	0-0	.000	1-4	.250	0	1	1	0.1	4	0	2	1	0	1	5	0.7			
35	BURT, Henry	4-0	06:19	1.6	1-1	1.000	0-0	.000	0-2	.000	0	2	2	0.5	0	0	0	0	0	0	2	0.5			
Team											20	24	44				3								
Total		12	2400		314-718	.437	106-320	.331	184-248	.742	149	346	495	41.3	162	1	183	127	31	63	918	76.5			
Opponents		12	2400		285-750	.380	88-308	.286	131-181	.724	145	288	433	36.1	207	6	125	133	48	77	789	65.8			

## Team Statistics

	NEBR	OPP
<b>Scoring</b>		
Points per game	76.5	65.8
Scoring margin	+10.8	-
<b>Field goals-att</b>		
Field goal pct	.437	.380
<b>3 point fg-att</b>		
3-point FG pct	.331	.286
3-pt FG made per game	8.8	7.3
<b>Free throws-att</b>		
Free throw pct	.742	.724
F-Throws made per game	15.3	10.9
<b>Rebounds</b>		
Rebounds per game	41.3	36.1
Rebounding margin	+5.2	-
<b>Assists</b>		
Assists per game	15.3	10.4
<b>Turnovers</b>		
Turnovers per game	10.6	11.1
Turnover margin	+0.5	-
Assist/turnover ratio	1.4	0.9
<b>Steals</b>		
Steals per game	5.3	6.4
<b>Blocks</b>		
Blocks per game	2.6	4.0
<b>Winning streak</b>		
Home win streak	3	-
Neutral site-Avg/Game	2	-
<b>Attendance</b>		
Home games-Avg/Game	126743	17105
Neutral site-Avg/Game	9-14083	2-8553
	-	1-2938

## Team Results

Date	Opponent		Score	Att.
11/06/2023	Lindenwood	W	84-52	13478
11/09/2023	Florida A&M	W	81-54	13766
11/13/2023	Rider	W	64-50	13478
11/15/2023	Stony Brook	W	84-63	13614
11/18/2023	vs Oregon St.	W	84-63	2938
11/22/2023	Duquesne	W	89-79	14426
11/26/2023	Cal St. Fullerton	W	85-72	14171
12/03/2023	Creighton	L	60-89	15838
12/06/2023	at Minnesota	L	65-76	6899
12/10/2023	Michigan St.	W	77-70	14585
12/17/2023	at Kansas St.	W	62-46	10206
12/20/2023	North Dakota	W	83-75	13387