



NEBRASKA BASKETBALL

2023-24 GAME NOTES

X HUSKERMBB

Instagram HUSKERMBB

f HUSKERMBB

GAME 14

OPPONENT: INDIANA
DATE: WED., JAN. 3
TIPOFF: 8:07 P.M.
ARENA: PINNACLE BANK ARENA
TICKETS: HUSKERS.COM/TICKETS

GAME AT A GLANCE



Indiana Hoosiers
2023-24 Record:10-3 (2-0 B1G)
Head Coach:Mike Woodson
Record at School:54-29 (3rd year)
Career Record:Same



Huskers Radio Network
Play-by-Play:Kent Pavelka
Analyst:Jake Muhleisen



Nebraska Cornhuskers
2023-24 Record:11-2 (1-1 B1G)
Head Coach:Fred Hoiberg
Record at Nebraska:51-85 (5th year)
Career Record:166-141 (10th year)



Big Ten Network
Play-by-Play:Kevin Kugler
Analyst:Shon Morris

2023-24 SCHEDULE

Date	AP Rk.	Opponent	TV/Online	Time
Nov. 6		Lindenwood	B1G+	W 84-52
Nov. 9		Florida A&M	B1G+	W, 81-54
Nov. 13		Rider (Cornhusker Classic)	BTN	W, 64-50
Nov. 15		Stony Brook (Cornhusker Classic)	B1G+	W, 84-63
Nov. 18		vs. Oregon State	Peacock	W, 84-63
Nov. 22		Duquesne (Cornhusker Classic)	BTN	W, 89-79
Nov. 26		Cal State Fullerton	B1G+	W, 85-72
Dec. 3		No. 15 Creighton	FS1	L, 60-89
Dec. 6		at Minnesota *	BTN	L, 65-76
Dec. 10		Michigan State *	BTN	W, 77-70
Dec. 17		at Kansas State	Big 12 Now (ESPN+)	W, 62-46
Dec. 20		North Dakota	B1G+	W, 83-75
Dec. 29		South Carolina State	B1G+	W, 91-62
Jan. 3		Indiana *	BTN	8 p.m.
Jan. 6		at No. 21 Wisconsin *	BTN	1:15 p.m.
Jan. 9		No. 1 Purdue *	Peacock	8 p.m.
Jan. 12		at Iowa *	BTN	8:30 p.m.
Jan. 17		at Rutgers *	BTN	6 p.m.
Jan. 20		Northwestern *	BTN	1:15 p.m.
Jan. 23		Ohio State *	Peacock	6 p.m.
Jan. 27		at Maryland *	BTN	11 a.m.
Feb. 1		Wisconsin *	BTN	7:30 p.m.
Feb. 4		at Illinois *	BTN	5:30 p.m.
Feb. 7		at Northwestern *	BTN	8 p.m.
Feb. 10		Michigan *	BTN	5:30 p.m.
Feb. 17		Penn State *	BTN	11 a.m.
Feb. 21		at Indiana *	BTN	7:30 p.m.
Feb. 25		Minnesota *	BTN	5:30 p.m.
Feb. 29		at Ohio State *	FS1	5:30 p.m.
March 3		Rutgers *	BTN	5:30 p.m.
March 10		at Michigan *	BTN	11 a.m.
March 13-17		at Big Ten Tournament	TBA	TBA

*-Big Ten Conference Game; **Home games** are in red and bold

ON THE AIR

Radio: Wednesday's game will be carried on the Huskers Radio Network with Kent Pavelka and Jake Muhleisen on the call, including KLIN (1400 AM) in Lincoln, KXSP (590 AM) in Omaha and KRVN (880 AM) in Lexington and will also be available on Huskers.com and the Huskers app. The pregame show begins an hour before tipoff.

TV/Online: Wednesday's game will be on BTN with Kevin Kugler and Shon Morris on the call. It will also be available online on the Fox Sports app.

HUSKERS BATTLE BIG TEN-LEADING HOOSIERS WEDNESDAY EVENING

The Nebraska men's basketball team looks for its fifth consecutive win Wednesday evening, as the Huskers wrap up a three-game homestand by hosting the Indiana Hoosiers in a Big Ten matchup.

Tipoff between the Huskers and Hoosiers is set for 8:07 p.m. and tickets are available for the matchup by visiting Huskers.com/Tickets, calling 800-8-BIGRED during business hours (Mon.-Fri., 8 a.m.-5 p.m.) or at PBA beginning at 6:30 p.m. on Wednesday. The game will be carried on the Huskers Radio Network and televised on BTN with Kevin Kugler and Shon Morris on the call.

Nebraska (11-2, 1-1 Big Ten) comes off a 91-62 win over South Carolina State on Dec. 29. C.J. Wilcher's 18 points led four Huskers in double figures, as Nebraska raced out to a 23-3 lead in the first 10 minutes en route to cruising to a 29-point win. Brice Williams had 16 points and seven rebounds, as no starter played more than 20 minutes. The Huskers led 50-11 at the break and led by as much as 49 in the second half.

Wilcher has provided scoring a punch off the bench, as he is averaging 10.6 points per game on 56 percent shooting over the past five games, including 50 percent from 3-point range. Wilcher comes off back-to-back season highs against North Dakota (16) and South Carolina State (18).

The Huskers' 11-2 mark matches the Huskers' best start since the 1991-92 season when NU opened the year with a 12-1 mark. A win on Wednesday would match NU's best start since the 1990-91 season, but it would also snap a seven-game losing streak to the Hoosiers dating back to 2019.

Indiana (10-3, 2-0 Big Ten) comes to Lincoln on a three-game win streak of its own following a 100-87 win over Kennesaw State on Dec. 29. Malik Reneau led Indiana with 34 points and 11 rebounds and averaging 21.6 points per game on 70 percent shooting over the last three contests.

16 Nebraska had 16 steals in the win over South Carolina State, the most the Huskers have had in a game since also recording 16 against McNeese State in the 2020-21 opener. Six Huskers had multiple steals in the win.

2023-24 ROSTER AT A GLANCE

No	Name	Pos.	Ht.	Wt.	Yr.	Hometown	GP/GS	MPG	PPG	RPG	APG	SPG	BPG
0	C.J. Wilcher	G	6-5	214	Jr.	Plainfield, N.J.	13/2	16.7	7.8	2.0	0.9	0.5	0.3
1	Sam Hoiberg	G	6-0	183	So.	Lincoln, Neb.	13/0	17.5	4.1	2.6	1.3	0.9	0.2
2	Ramel Lloyd Jr.	G	6-6	210	RFr.	Woodland Hills, Calif.	-/-						
3	Brice Williams	G	6-7	213	Jr.	Huntersville, N.C.	13/13	26.9	13.7	5.3	2.2	0.6	0.9
4	Juwan Gary	F	6-6	221	Jr.	Columbia, S.C.	10/4	26.2	13.3	6.9	1.5	1.4	1.0
5	Ahron Ulis	G	6-3	190	Jr.	Chicago, Ill.	-/-						
9	Jarron Coleman	G	6-5	213	Sr.	Indianapolis, Ind.	10/0	13.7	2.7	2.0	2.6	0.3	0.1
10	Jamarques Lawrence	G	6-3	182	So.	Plainfield, N.J.	13/13	25.3	6.4	3.8	2.8	0.6	0.0
11	Eli Rice	G	6-8	213	Fr.	Gallatin, Tenn.	10/0	9.6	4.3	1.2	0.3	0.2	0.2
15	Blaise Keita	F	6-11	257	Jr.	Bamako, Republic of Mali	-/-						
21	Matar Diop	F	6-10	213	Fr.	Dakar, Senegal	8/0	6.1	0.9	1.3	0.4	0.3	0.3
24	Jeff Grace	G	6-3	197	So.	Elmhurst, Ill.	6/0	2.3	1.0	0.3	0.2	0.0	0.0
30	Keisei Tominaga	G	6-2	179	Sr.	Moriyama Nagoya Aichi, Japan	11/11	23.7	12.7	2.3	1.0	1.3	0.0
31	Cale Jacobsen	G	6-4	200	Fr.	Ashland, Neb.	8/0	4.8	1.1	0.4	0.4	0.1	0.0
35	Henry Burt	F	6-7	217	Fr.	Omaha, Neb.	4/0	1.8	0.5	0.5	0.0	0.0	0.0
51	Rienk Mast	F	6-10	248	Jr.	Groningen, Netherlands	11/11	29.5	13.0	9.9	3.0	0.1	0.2
53	Josiah Allick	F	6-8	231	Sr.	Lincoln, Neb.	12/11	24.0	7.0	5.3	1.3	0.7	0.3

2023-24 NEBRASKA BASKETBALL ROSTER

No.	VL	Name	Pos.	Ht.	Wt.	Yr.	Hometown	Previous School	X/Twitter	Instagram
0	**	C.J. Wilcher	G	6-5	214	Jr.	Plainfield, N.J.	Xavier	@CJWilcher	cj_wilcher
1	*	Sam Hoiberg	G	6-0	183	So.	Lincoln, Neb.	Pius X	@samhoiberg	samhoiberg
2		Ramel Lloyd Jr.	G	6-6	204	RFr.	Woodland Hills, Calif.	Sierra Canyon	@ramellloyd22	ramellloydd
3		Brice Williams	G	6-7	213	Jr.	Huntersville, N.C.	Charlotte	@bgotit_	blaviss
4	*	Juwan Gary	F	6-6	215	Jr.	Columbia, S.C.	Alabama	@takflight24	wanwitdabutter
5		Ahron Ulis	G	6-3	190	Jr.	Chicago, Ill.	Iowa	@AhronUlis	ahron1_
9		Jarron Coleman	G	6-5	213	Sr.	Indianapolis, Ind.	Ball State	@jarron_coleman	front11neboog
10	*	Jamarques Lawrence	G	6-3	183	So.	Plainfield, N.J.	Roselle Catholic	@JLawrence10_	rf.jaymar
11		Eli Rice	G	6-8	213	Fr.	Gallatin, Tenn.	IMG Academy	@iamelirice	iamelirice
15	*	Blaise Keita	F	6-11	257	Jr.	Bamako, Republic of Mali	Coffeyville Community College	@Blaisekeita15	blaise.keita
21		Matar Diop	F	6-10	213	Fr.	Dakar, Senegal	Keystone Athletic Academy	@dmatar832	deerfam_21
24	*	Jeffrey Grace III	G	6-3	197	So.	Elmhurst, Ill.	Arizona State	@JeffreyGraceIII	ig3is23
30	**	Keisei Tominaga	G	6-2	179	Sr.	Moriyama Nagoya Aichi, Japan	Ranger College	@KeiseiTominaga	keisei.kbz30
31		Cale Jacobsen	G	6-4	200	RFr.	Ashland, Neb.	Ashland-Greenwood	@calejacobsen_	calejacobsen_
35		Henry Burt	F	6-7	216	RFr.	Omaha, Neb.	Elkhorn South	@HenryBurt15	henryburt0
51		Rienk Mast	F	6-10	248	Jr.	Groningen, Netherlands	Bradley		rienk_mast
53		Josiah Allick	F	6-8	231	Sr.	Lincoln, Neb.	New Mexico	@allick_josiah	josiahhallick

2023-24 NEBRASKA BASKETBALL COACHING STAFF

Head Coach

Fred Hoiberg, fifth season (Iowa State, 1995)

Assistant Coaches

Adam Howard, second season (Western Kentucky, 2008)
Nate Loenser, third season (Iowa State, 2002)
Ernie Zeigler, second season (Cleary, 1994)

Support Staff

Director of Men's Basketball Strength & Conditioning: Kurt Joseph
Dir. of Basketball Strategies & Business Operations: Luca Virgilio
Assistant Director of Basketball Operations: Sheryl Burbach
Director of Player Development: Emmanuel Tommy
Video Coordinator: Michael Bania
Recruiting Coordinator: Padya Borders
Graduate Managers: Nihilo Ibarra, Justin Moore, Joey St. Pierre

Athletic Trainer: Andrew McCabe
Team Nutritionist: Jake Blattner
Sports Psychologist: Heather Kiefer
NAPL Director: Matt Thome
Equipment Manager: Pat Norris

PRONUNCIATION GUIDE

Name	Pronunciation
Josiah Allick	AL-ick
Matar Diop	MA-tar JOPE (as in hope)
Blaise Keita	Blaze KAY-ta
Juwan Gary	Juh-WAHN
Rienk Mast	RINK
Keisei Tominaga	Kay-say Toe-me-nawga
Ahron Ulis	YOU-liss
C.J. Wilcher	WILL-chur

HUSKERS RADIO NETWORK



KENT PAVELKA

- Is in his 37th season of calling Husker men's basketball
- Called NU basketball for two stretches from 1974-1996 before returning to play-by-play duties full time in 2006-07
- Called his 1,000th Husker basketball game in 2018-19
- Six-time Nebraska Sportscaster of the Year who was inducted into the Nebraska Broadcasters Hall of Fame in 2019



JAKE MUHLEISEN

- Is in his sixth season as full-time color analyst after serving in a part-time basis for five seasons
- Was a four-year starter at guard for Nebraska from 2002-05
- Three-year team captain and started 98 games in his career
- Served as a graduate assistant at Creighton from 2005-07

City	Station	Frequency
Ainsworth	KBRB	1400 AM
Alliance	KCOW	1400 AM
Beatrice	KWBE	1450 AM
Broken Bow	KBBN	95.3 FM
Chadron	KCSR	610 AM
Columbus	KJSK	900 AM
Cozad	KAMI	1580 AM
Fairbury	KGMT	1310 AM
Falls City	KTNC	1230 AM
Fremont	KFMT	105.5 FM
Grand Island	KRGI	1430 AM
Hastings	KHAS	1230 AM
Hastings	KLIQ	94.5 FM
Holdrege	KUVR	1380 AM
Imperial	KADL	102.9 FM
Kearney	KGFV	1340 AM
Lexington	KRVN	880 AM
Lincoln	KLIN	1400 AM
Lincoln	KLIN	99.3 FM
McCook	KSWN	93.9 FM
McCook	KZMC	102.1 FM
Nebraska City	KNCY	1600 AM
Norfolk	KNEN	94.7 FM
North Platte	KODY	1240 AM
Omaha	KXSP	590 AM
Scottsbluff	KNEB	960 AM
Scottsbluff	KNEB	994.1 FM
Sidney	KSID	1340 AM
Superior	KRFS	1600 AM
Superior	KRFS	103.9 FM
Valentine	KVSH	940 AM
West Point	KTIC	840 AM

Also available nationwide on Huskers.com and the Huskers App.

PROBABLE STARTERS VS. INDIANA (BASED ON LAST GAME)



#10 JAMARQUES LAWRENCE | G | SO. | 6-3 | 185 | PLAINFIELD, N.J.

2023-24 Averages: PPG: 6.4 | RPG: 3.8 | APG: 2.8

Worth Noting: Had eight points in 12 minutes vs. SCSU...Totaled 14 points and three assists in NU's win over North Dakota...Scored a season-high 16 points and grabbed seven boards at Minnesota...Finished with 11 points and a career-high six assists vs. Cal State Fullerton...Named Big Freshman of the Week on March 6, 2023 (15.0 ppg, 4.5 rpg, 3.5 apg)...Tied career high with 15 points, including five 3-pointers, and four assists at Iowa...Had 15 points on 7-of-10 shooting vs. Michigan State...Starred at Roselle (N.J.) Catholic, helping the school to a 29-3 record, a state title and a top-10 national finish in 2021-22...Earned first-team all-state honors as a senior, averaging 15.9 points, 5.0 rebounds and 3.5 assists per game.

Career Bests: Pts: 16 | Reb: 9 | Ast: 6 | Bl: 1 (4x) | St: 3 (2x)



#30 KEISEI TOMINAGA | G | JR. | 6-2 | 179 | MORIYAMA NAGOYA AICHI, JAPAN

2023-24 Averages: PPG: 12.7 | RPG: 2.3 | APG: 1.0 | SPG: 1.3

Worth Noting: Had five points, five boards and three steals vs. SCSU...35 career double-figure games and 12 20+ games...Had nine points and career highs in both assists (four) and steals (five) vs. Kansas State...Led NU with 20 points vs. Creighton...Totaled 17 points on just five FG attempts (5-5 FG, 3-3 from 3pt, 4-4 FT) against Cal State Fullerton...Totaled a season-high 23 points, including 9-of-10 from the line, vs. Duquesne...Preseason All-Big Ten selection...Averaged 13.1 ppg while shooting 50 percent from the field and 40 percent from 3-point range in 2022-23...Posted a career-high 30 points vs. Penn State...Saw action in 30 games in 2021-22, averaging 5.7 points per game...Averaged 16.3 ppg at Ranger College, helping the school to the NJCAA semifinals in 2021.

Career Bests: Pts: 30 | Reb: 5 | Ast: 4 | Stl: 5



#3 BRICE WILLIAMS | G | JR. | 6-7 | 213 | HUNTERVILLE, N.C.

2023-24 Averages: PPG: 13.7 | RPG: 5.3 | APG: 2.2

Worth Noting: Graduate transfer who has been in double figures 11 times in 2023-24...Finished with 16 points and seven boards vs. SCSU...Scored all 14 of his points vs. MSU in second half...Led NU with 18 points along with six boards, four assists and three steals at Minnesota...Scored a season-high 25 points vs. Oregon State...Was a second-team Conference USA pick in 2022-23, averaging 13.8 ppg and 5.3 rpg...Named MVP of the CBI (16.3 ppg, 7.8 rpg, 3.0 apg)...Two-time C-USA Player of the Week in 2022-23...Two-time all-district pick who averaged 21.2 ppg as a senior at Hopewell (N.C.) High School...Father (Henry) scored a school-record 2,382 points at Charlotte and is a member of the school's Hall of Fame.

Career Bests (includes Charlotte): Pts: 32 | Reb: 13 | Ast: 4 (3x) | Stl: 3 (3x)




#4 JUWAN GARY | F | JR. | 6-6 | 213 | COLUMBIA, S.C.

2023-24 Averages: PPG: 13.3 | RPG: 6.9 | APG: 1.5 | SPG: 1.5

Worth Noting: Had five points, four blocks and four assists in 16 minutes vs. SCSU...Has eight double-figure games in 2023-24...Posted his third double-double of the year with 12 points and 12 boards vs. North Dakota...Grabbed a career-high 18 boards, including 11 offensive caroms, and added 13 points at K-State...Made his first start of 2023-24 vs. Michigan State, finishing with 20 points on 8-of-11 shooting...Averaged 9.5 ppg, 6.5 rpg and 1.4 spg in 2022-23 before a season-ending shoulder injury...Played in 29 games at Alabama in 2021-22, averaging 6.5 ppg and 3.4 rpg...Helped Alabama to an SEC title and an NCAA Sweet 16 appearance in 2020-21...Ranked No. 64 nationally in the class of 2019 by ESPN, averaging 25 points and seven rebounds as a senior.

Career Bests (includes Alabama): Pts: 20 (2x) | Reb: 18 | Ast: 4 | Bl: 4 | St: 4



#53 JOSIAH ALLICK | F | SR. | 6-8 | 231 | LINCOLN, NEB.

2023-24 Averages: PPG: 7.0 | RPG: 5.3 | APG: 1.3

Worth Noting: Finished with 10 points, seven boards and four assists vs. SCSU for his fifth double-figure game of the year...Tallied 10 points and six boards vs. North Dakota...Posted season highs in points (12) and assists (five) along with seven boards vs. Duquesne...Spent last season at New Mexico, where he averaged 8.4 ppg and 7.3 rpg and was second in the Mountain West in rebounding...Played three years at UMKC, earning honorable-mention all-Summit League honors in 2020-21...Lincoln native who played at North Star High School...Comes from an athletic family as his mother (Colleen Ziegelbein), father (Melvin Allick) and stepfather (Bill Ziegelbein) were collegiate athletes...younger sister (Bekka) is the starting middle blocker for the NU volleyball team.

Career Bests (includes UMKC/UNM): Pts: 29 | Reb: 18 | Ast: 5 (3x) | Stl: 3 | Bl: 3 (2x)

NATIONAL POLLS

ASSOCIATED PRESS (JAN. 1)

No	Team (1st)	Record	Points	Prev.
1	Purdue (49)	12-1	1,561	1
2	Kansas (5)	12-1	1,497	2
3	Houston (9)	13-0	1,477	3
4	UConn	11-2	1,302	5
5	Tennessee	9-3	1,234	6
6	Kentucky	10-2	1,196	8
7	Marquette	11-3	1,137	10
8	North Carolina	9-3	1,088	9
9	Illinois	10-2	980	11
10	Arizona	10-3	975	4
11	Oklahoma	12-1	898	12
12	BYU	12-1	723	14
13	Colorado State	12-1	694	15
14	Duke	9-3	662	16
15	Memphis	11-2	631	19
16	Clemson	11-1	630	18
17	Florida Atlantic	10-3	603	7
18	Baylor	10-2	589	17
19	James Madison	13-0	469	20
20	Texas	10-2	374	21
21	Wisconsin	9-3	355	23
22	Ole Miss	13-0	329	14
23	Providence	11-2	198	25
24	Gonzaga	9-4	173	13
25	Auburn	10-2	168	NR

Others receiving votes: San Diego St. 113, Creighton 106, Colorado 86, Utah 82, Miami 41, Iowa St. 22, Michigan St. 15, Nevada 13, Texas A&M 13, Ohio St. 8, New Mexico 6, Dayton 5, Grand Canyon 5, South Carolina 4, Mississippi St. 4, Northwestern 3, Villanova 3, Alabama 3.

USA TODAY COACHES (DEC. 26)

No	Team (1st)	Record	Points	Prev.
1	Purdue (24)	11-1	790	1
2	Kansas (1)	11-1	760	2
3	Houston (7)	12-0	751	3
4	Arizona	9-2	659	4
5	UConn	11-2	629	5
6	Florida Atlantic	10-2	618	12
7	Tennessee	9-3	613	7
8	Marquette	10-3	531	6
9	Illinois	9-2	520	11
10	Kentucky	9-2	513	9
11	North Carolina	8-3	460	13
12	BYU	11-1	378	15
13	Oklahoma	10-1	371	8
14	Colorado State	11-1	326	17
15	Duke	8-3	316	19
16	Gonzaga	9-3	300	16
17	Clemson	10-1	280	18
18	Memphis	10-2	271	23
19	Baylor	10-2	251	10
20	Creighton	9-3	161	14
21	James Madison	12-0	159	21
22	Ole Miss	12-0	153	25
23	Wisconsin	9-3	148	24
24	Texas	9-2	138	22
25	Providence	11-2	88	NR

Others receiving votes: Auburn 65; Virginia 26; Colorado 24; Iowa State 19; TCU 16; Ohio State 13; Michigan State 10; Nevada 9; Utah 7; Grand Canyon 7; New Mexico 4; Villanova 3; Texas A&M 3; South Carolina 3; Miami (FL) 3; San Diego State 1; Princeton 1; Nebraska 1; Indiana 1;

BIG TEN STANDINGS (AS OF JAN. 1)

Team	B1G	Pct.	Overall	Pct.
Indiana	2-0	1.000	10-3	.769
Illinois	1-0	1.000	10-2	.833
Northwestern	1-0	1.000	10-2	.833
Wisconsin	1-0	1.000	9-3	.750
Purdue	1-1	.500	12-1	.923
Nebraska	1-1	.500	11-2	.846
Ohio State	1-1	.500	11-2	.846
Minnesota	1-1	.500	10-3	.769
Maryland	1-1	.500	9-4	.692
Penn State	1-1	.500	7-6	.538
Michigan	1-1	.500	6-7	.462
Rutgers	0-1	.000	8-4	.667
Iowa	0-2	.000	8-5	.615
Michigan State	0-2	.000	8-5	.615

This Week in the Big Ten

Date	Contest	Time
Dec. 22	Wisconsin 80, Chicago St. 53	
Dec. 23	Rutgers 60, Mississippi St. 70 Illinois 97, Missouri 73 Maryland 69, UCLA 60	
Dec. 28	Maryland 75, Coppin St. 53	
Dec. 29	Penn State 90, Rider 63 Purdue 80, Eastern Ky. 53 Northwestern 74, Jackson St. 63 Nebraska 91, South Carolina St. 62 Illinois 104, FDU 71 Minnesota 80, Maine 62 Indiana 100, Kennesaw St. 87 McNeese 87, Michigan 76 Iowa 103, NIU 74	
Dec. 30	Rutgers 59, Stonehill 58 Michigan State 87, Indiana St. 75 Ohio State 78, West Virginia 75	
Jan. 2	Purdue at Maryland Iowa at Wisconsin Northwestern at Illinois	6 p.m. 7 p.m. 8 p.m.
Jan. 3	Rutgers at Ohio State Indiana at Nebraska	6 p.m. 8 p.m.
Jan. 4	Penn State at Michigan State Minnesota at Michigan	6 p.m. 8 p.m.
Jan. 5	Illinois at Purdue	7:30 p.m.
Jan. 6	Rutgers at Iowa Nebraska at Wisconsin Ohio State at Indiana	11 a.m. 1:15 p.m. 7 p.m.
Jan. 7	Michigan at Penn State Maryland at Minnesota Michigan State at Northwestern	11 a.m. 4:30 p.m. 6:30 p.m.
Jan. 9	Indiana at Rutgers Purdue at Nebraska	6 p.m. 8 p.m.

BY THE NUMBERS

Nebraska Cornhuskers			Indiana Hoosiers		
2023-24 Team Statistics (Record: 11-2, 1-1 Big Ten)			2023-24 Team Statistics (Record: 10-3, 2-0 Big Ten)		
Category	Nebraska	OPP	Category	Indiana	OPP
SCORING	1009	851	Scoring	992	954
Points per game	77.6	65.5	Points per game	76.3	73.4
Scoring margin	+12.2	-	Scoring margin	+2.9	-
FIELD GOALS-ATT	343-779	308-824	Field goals-att	355-720	337-807
Field goal pct	.440	.374	Field goal pct	.493	.418
3 POINT FG-ATT	115-350	93-331	3 point fg-att	59-185	120-346
3-point FG pct	.329	.281	3-point FG pct	.319	.347
3-pt FG made per game	8.8	7.2	3-pt FG made per game	4.5	9.2
FREE THROWS-ATT	208-280	142-196	Free throws-att	223-328	160-219
Free throw pct	.743	.724	Free throw pct	.680	.731
F-Throws made per game	16.0	10.9	F-Throws made per game	17.2	12.3
REBOUNDS	545	473	Rebounds	467	440
Rebounds per game	41.9	36.4	Rebounds per game	35.9	33.8
Rebounding margin	+5.5	-	Rebounding margin	+2.1	-
ASSISTS	205	134	Assists	196	185
Assists per game	15.8	10.3	Assists per game	15.1	14.2
TURNOVERS	147	152	Turnovers	160	150
Turnovers per game	11.3	11.7	Turnovers per game	12.3	11.5
Turnover margin	+0.4	-	Turnover margin	-0.8	-
Assist/turnover ratio	1.4	0.9	Assist/turnover ratio	1.2	1.2
STEALS	79	86	Steals	77	93
Steals per game	6.1	6.6	Steals per game	5.9	7.2
BLOCKS	38	50	Blocks	58	41
Blocks per game	2.9	3.8	Blocks per game	4.5	3.2

ABOUT INDIANA

Indiana opens 2024 with a 10-3 mark and riding a three-game win streak after downing Kennesaw State, 100-87, on Dec. 29. Indiana shot 61 percent from the field, including 7-of-15 from 3-point range, and put six players in double figures. Malik Reneau had 34 points and 11 rebounds while Trey Galloway had 14 points and seven assists in the victory. Reneau has been one of the breakout players in the Big Ten, as he averages 16.2 points per game on 60 percent shooting and 5.7 rebounds per game. Ware, an Oregon transfer, is averaging 14.9 ppg on 55 percent shooting and is among the Big Ten leaders in rebounding (8.9 rpg) and blocked shots (1.5 bpg). In all, Indiana has five players averaging double figures. Indiana has done most of it without Xavier Johnson, as he has missed the last seven games because of injury.

Former Indiana All-American Mike Woodson is in his third season at the helm of the Hoosier program. Woodson spent eight-plus seasons as an NBA head coach, guiding the Atlanta Hawks (2004-10) and the New York Knicks (2012-2014). He guided his teams to a trio of Eastern Conference semifinal appearances (2009, 2010, 2013) during his head coaching tenure. Woodson was the 1980 Big Ten Player of the Year before playing 11 seasons in the NBA.

Nebraska and Indiana meet for the 27th time on Wednesday and the 18th time since the Huskers joined the Big Ten in 2011-12. Indiana leads the all-time series, 19-7, but the Huskers are 6-11 against the Hoosiers since NU joined the Big Ten (6-10 regular season; 0-1 Big Ten Tournament). Nebraska looks to snap a seven-game losing streak to the Hoosiers dating back to the start of the 2019-20 season.

Indiana Probable Starters

2023-24 Stats

No.	Name	Pos.	Ht.	Wt.	Yr.	G/GS	PPG	RPG	Other
2	Gabe Cupps	G	6-2	175	Fr.	13/7	2.8	2.4	1.5 apg
32	Trey Galloway	G	6-5	205	Sr.	13/13	11.0	2.1	3.5 apg
21	Mackenzie Mgbako	F	6-8	217	Fr.	13/13	10.0	4.3	1.5 apg
5	Malik Reneau	F	6-9	233	So.	13/13	16.2	5.7	2.7 apg
1	Kel'el Ware	C	7-0	242	So.	12/12	14.9	8.9	1.5 bpg

SERIES AT A GLANCE

- All-time: Indiana leads, 19-7
- In Lincoln: Indiana leads, 8-4
At Pinnacle Bank Arena: Indiana leads, 5-2
- In Bloomington: Indiana leads, 9-3
At Assembly Hall: Indiana leads, 6-3
- In Indianapolis (Hoosier Classic): Indiana leads, 1-0
- In Big Ten Conference games: Indiana leads, 10-6
- In Big Ten Tournament games: Indiana leads, 1-0

Husker-Hoosier Superlatives

- Most consecutive wins (year ended): Nebraska 3 (2016-19); Indiana 7 (1937-1982; 2019-present)
- Most points scored: Nebraska, 90, at Bloomington, Ind., Dec. 16, 2019; Indiana 97, at Bloomington, Ind., Dec. 21, 1974
- Highest combined score: 186, Indiana 96, Nebraska 90 (OT), at Bloomington, Ind., Dec. 13, 2019
- Biggest winning margin: Nebraska, 20, at Lincoln, Neb., Feb. 6, 1920; Indiana, 37, at Bloomington, Ind. Dec. 21, 1974

RECENT MEETINGS (SINCE NU JOINED BIG TEN)

Date	Site	Rankings	Result	Neb.	Ind.
1-18-12	H	-/11	W	70	69
2-13-13	A	-/1	L	47	76
1-30-14	H	-/-	W	60	55
3-5-14	A	-/-	W	70	60
12-31-14	H	-/-	L	65	70
1-2-16	H	-/-	L	69	79
2-17-16	A	-/22	L	64	80
12-28-16	A	-/16	W	87	83
2-20-18	H	-/-	W	66	57
1-14-19	A	-/24	W	66	51
12-13-19	A	-/-	L (OT)	90	96
1-18-20	H	-/-	L	74	82
3-11-20	N	-/-	L	64	89
1-10-21	H	-/-	L	76	84
12-4-21	A	-/-	L	55	68
1-17-22	H	-/-	L	71	77
12-7-22	A	-/15	L	65	81

CAREER TOTALS VS. INDIANA

Player	GP-GS	Min-Avg	FG-FGA	Pct	3FG-FGA	Pct	FT-FTA	Pct	Off	Def	Tot	Avg	PF	A	TO	Blk	Stl	Pts	Avg
Wilcher	3-1	76-25.3	10-22	.455	4-13	.308	7-8	.875	2	6	8	2.7	0	2	4	0	2	31	10.3
Tominaga	3-3	64-21.3	8-20	.400	2-8	.250	0-0	.000	0	5	5	1.7	3	3	2	0	3	18	6.0
Gary	1-1	31-31.0	1-6	.167	0-2	.000	2-2	1.000	1	6	7	7.0	2	0	0	0	2	4	4.0
Hoiberg	1-0	1-1.0	0-0	.000	0-0	.000	2-2	1.000	1	0	1	1.0	0	0	0	0	0	2	2.0
Keita	1-0	6-6.0	1-1	1.000	0-0	.000	0-0	.000	0	0	0	0.0	0	0	0	0	0	2	2.0
Lawrence	1-0	14-14.0	0-3	.000	0-1	.000	0-0	.000	0	0	0	0.0	1	0	1	0	0	0	0.0

WORTH NOTING

• Nebraska's 11-2 record matches NU's best 13-game start since the 1991-92 team opened with a 12-1 mark through the first 13 games. NU also went 11-2 five other times since 1991-92, most recently in 2018-19. Nebraska opened the 2023-24 season with seven straight wins, marking just the fifth time in program history that Nebraska opened the season with seven straight wins. A win on Wednesday night against Indiana would give the Huskers their best 14-game mark since the 1990-91 team went 13-1 en route to a school-record 26-win season.

• Wednesday's game will feature a pair of former NBA coaches with Fred Hoiberg and Indiana's Mike Woodson. Woodson and Hoiberg both spent significant time in the NBA, but their head coaching careers did not overlap.

• The Huskers are 17-5 over the last 22 games dating back to Feb. 1, 2023. The only Big Ten teams with more wins since then are Purdue (20) and Indiana (18) as of Jan. 1. A big reason for that is NU's offense, as NU has averaged 76.3 ppg on 46 percent shooting in that stretch.

• Nebraska enters the Indiana game averaging 77.6 points per game. It is NU's highest points per game average since averaging 80.2 points per game in the 1995-96 season. It is also nearly 10 points per game higher than NU's average at the 13-game mark in 2002-23.

• The Huskers are now 22-4 under Fred Hoiberg when scoring at least 80 points, including 17-1 over the last three seasons. The only loss was a 104-100 quadruple overtime game at North Carolina State on Dec. 1, 2021. NU has won its last 15 games when reaching the 80-point plateau.

• The Huskers held South Carolina State to 11 first-half points on Dec. 29. The 11 points allowed broke a Pinnacle Bank Arena record for fewest points allowed in a half, breaking the mark of 13 set two times. It was also the fewest points NU allowed in a half since allowing nine to Jackson State in 2009.

• Juwan Gary has been exceptional since moving into the starting lineup four games ago. In that stretch, he is averaging 12.5 ppg on 50 percent shooting and 9.0 rebounds per game. He posted double-doubles against Kansas State and North Dakota before playing just 16 minutes in Friday's win.

• Nebraska held Kansas State to 46 points on Dec. 17 in holding the Wildcats to their fewest points since the 2020-21 season and third-fewest total at home since Bramlage Coliseum opened in 1988. It marked the fewest points NU allowed on the road since joining the Big Ten and was only the second time NU had held an opponent under 50 points on the road since the 2011-12 season. Nebraska allowed just 0.68 points per possession, its lowest total in the Big Ten era.

• One strength of the Huskers has been getting to the free throw line. NU has shot more free throws in 11 of 13 games in 2023-24 and its +84 differential ranks fourth in the Big Ten as of Jan. 1. Nebraska has had more free throws made (208) than opponents have attempted (196). NU allows just 15.1 free throw attempts per game to rank third in the Big Ten as of Jan. 1.

• Nebraska enters Wednesday's game ranked fourth in the Big Ten in free throw shooting at 74.3 percent. While it is still early in the season, it is on pace to be one of NU's highest season percentages. NU has not shot over 74 percent from the foul line since the 2011-12 season when NU shot a school-record 76.6 percent.

Over the last seven games, Nebraska is shooting 80.7 percent (121-of-150) from the charity stripe, including the two best totals in Hoiberg's five seasons. NU's 19-of-20 effort against Cal State Fullerton on Nov. 26 was its best percentage (min. 20 att.) since going 20-of-21 (.952) against Minnesota on Nov. 26, 1995.

• Wednesday's game features a pair of former Ball State teammates in Nebraska's Jarron Coleman and Indiana's Payton Sparks. Coleman comes off an eight-point, six assist effort against South Carolina State, while Sparks had season bests in points (10) and rebounds (eight) against Kennesaw State in Indiana's last game. The pair helped Ball State to a 20-12 record in 202-23, their only season together. The head coach of that team was former Indiana standout Michael Lewis, who was an assistant at Nebraska for three seasons.

Season Highlights at a Glance

- 7-game win streak, longest since 2010-11
- 10-1 mark in non-con. for first time since 2018-19
- First win over MSU since 2016
- First win over Kansas State since 2009
- First road win over K-State since 2006

Making a Jump: First 13 Games

Category	22-23	23-24
Record	7-6	11-2
Points per Game	68.2	77.6
FG Pct.	.444	.440
3-Pt Pct.	.297	.328
FT Pct.	.652	.743
3 Pt/Gam	6.5	8.8
70+ Games	6	9
80+ Games	2	8

Fewest Points Allowed on Road (B1G era)

No.	Game (Date)	Points
1.	at K-State (12/17/2023)	46
2.	at Northwestern (2/8/2014)	49
3.	at Michigan State (2/16/2014)	51
4.	at Indiana (1/14/2019)	51
5.	at Creighton (12/4/2022)	53

Free Throw Differential

No.	School	Margin
1.	Purdue	+146
2.	Maryland	+122
3.	Indiana	+109
4.	Nebraska	+84

Best Single-Game FT Pct. Since 2019-20

No.	Opponent (Date)	FT-FTA	Pct.
1	Duquesne (11/22/23)	28-31	.903
2	Cal St Fullerton (11/26/23)	19-20	.950
3	at Iowa (2/13/22)	14-16	.875
4	vs. Auburn (12/11/22)	15-17	.882

TOP-10 PBA CROWDS

No.	Attend.	Opponent	Date
1.	15,998	Wisconsin	March 9, 2014
2.	15,991	Penn State	Feb. 25, 2018
3.	15,987	Tennessee-Martin	Nov. 28, 2014
4.	15,978	Northwestern	March 1, 2014
5.	15,960	Iowa	Feb. 25, 2022
6.	15,952	Iowa	Jan. 27, 2018
7.	15,950	Creighton	Dec. 8, 2018
8.	15,949	Arkansas State	Dec. 14, 2013
9.	15,946	South Dakota State	Nov. 15, 2019
10	15,945	Minnesota	Jan. 26, 2014

RECORD AT PINNACLE BANK ARENA

Season	Wins	Losses	Pct.
2013-14	15	1	.938
2014-15	10	6	.625
2015-16	10	8	.556
2016-17	8	8	.500
2017-18	16	1	.941
2018-19	13	5	.722
2019-20	5	11	.313
2020-21	6	9	.400
2021-22	7	11	.368
2022-23	11	4	.733
2023-24	9	1	.900
Totals	110	66	.625

2023-24 MISC. STATS

TEAM LEADERS

Double-Figure Scoring Games:Williams (11); Mast (8); Gary (8); Tominaga (6); Allick (5); Wilcher (5); Lawrence (3); Hoiberg (1); Rice (2)

10+ Rebounding Games:Mast (5); Gary (3)

10+ Assist Games:N/A

Double-Doubles:Mast (4); Gary (3)

Triple-Doubles:N/A

20-Point Games:Gary (2); Tominaga (2); Mast (1); Williams (1);

30-Point Games:N/A

Games Leading NU in Scoring:*Mast (3); Wilcher (3) Gary (2); Williams (2); Tominaga (2); Hoiberg (1);

Games Leading NU in Rebounding:* ..Mast (6); Gary (2); Allick (3); Williams (3); Lawrence (1); Hoiberg (1)

Games Leading NU in Assists:*Lawrence (5); Coleman (3); Williams (3); Mast (2); Allick (1); Tominaga (1)

Games Leading NU in Blocks*Williams (4); Gary (3); Wilcher (2); Allick (1); Coleman (1); Diop (1); Rice (1); Mast (1); Hoiberg (1); None (2)

Games Leading NU in StealsTominaga (3); Gary (3) Allick (2); Williams (2); Wilcher (2); Hoiberg (1); Lawrence (1).

HUSKER DOUBLE-DOUBLES IN 2023-24

Player	Opponent	Totals
Mast	Florida A&M	20 pts./16 reb.
Mast	Rider	12 pts./13 reb.
Mast	vs. Oregon State	15 pts./13 reb.
Gary	vs. Oregon State	12 pts./10 reb.
Mast	at Kansas State	19 pts./12 reb.
Gary	at Kansas State	13 pts./18 reb.
Gary	North Dakota	12 pts./12 reb.

HUSKER DOUBLE-DOUBLES BOARD

Player	2023-24	at Neb	Career*
Mast	4	4	24
Allick	0	0	11
Gary	3	4	6
Williams	0	0	4
Keita	0	1	1
Coleman	0	0	2
Totals	7	9	48

8.8

NU ranks third in the Big Ten with 8.8 3-pointers per game as of Jan. 1. NU has averaged more than 8.0 3-pointers/game just twice in program history (2001-02 and 2020-21).

2023-24 MBB QUICK FACTS

Location	Lincoln, Neb.
Founded	1869
Enrollment	23,600 (Fall 2023)
Nickname	Cornhuskers, Huskers
Colors	Scarlet & Cream
Affiliation	NCAA Division I
Conference	Big Ten Conference
Home Arena	Pinnacle Bank Arena
Capacity/Year Opened	15,000/2013
Chancellor	Rodney Bennett
Faculty Rep.	Scott M. Fuess Jr.
Vice Chancellor, Director of Athletics	Trev Alberts
Athletic Dept. Phone	(402) 472-4224
Assistant A.D./Ticketing	Holly Adam
Ticket Office Phone	(402) 472-3111 or 1-800-8BIGRED
Website	Huskers.com

BASKETBALL HISTORY

First year of basketball	1896-97
Regular-season conference titles (last)	7 (1950)
Postseason conference titles (last)	1 (1994)
All-time postseason appearances	26
All-time postseason record	24-25
NCAA Appearances (last)	7 (2014)
NIT Appearances (last)	19 (2019)

BASKETBALL STAFF

Head Coach	Fred Hoiberg (5th season)
Alma Mater (Year)	Iowa State (1995)
Assistant Coaches	Adam Howard (2nd season)
	Nate Loenser (3rd season)
	Ernie Zeigler (2nd season)
Director of Men's Basketball Strength and Conditioning	
	Kurt Joseph
Director of Basketball Strategies & Business Operations	
	Luca Virgilio
Asst. Director of Operations	Sheryl Burbach
Director of Player Development	Emmanuel Tommy
Video Coordinator	Michael Bania
Recruiting Coordinator	Padyn Borders
Graduate Managers	Nihilo Ibarra, Justin Moore, Joey St. Pierre
Athletic Trainer	Andrew McCabe
Equipment Manager	Pat Norris

2023-24 TEAM INFORMATION

2022-23 Record	16-16 (11-4 H, 4-9 A, 1-3 N)
Big Ten Record (Finish)	9-11 (t-11th)
Big Ten Championship	0-1, lost to Minnesota, 78-75
Postseason	None
Starters Returning/Lost	3/3
Lettermen Returning/Lost	7/6
Scholarship Newcomers	7

COMMUNICATIONS INFORMATION

Associate A.D./Communications	Keith Mann
Office Phone	(402) 472-2263
Sr. Assoc. Director/MBB Contact	Shamus McKnight
Office/Cell Phone	(402) 472-7772 / (402) 540-0268
E-Mail	smcknight@huskers.com
Press Row Phone	(402) 904-5925
Communications Mailing Address	P.O. Box 880123, 800 Stadium Drive, Lincoln, NE 68588-0123

MEDIA WEBSITE

Media can access Nebraska's media site for headshots, the digital media guide, press conference videos and more.

Huskers.com/media

13.8

Nebraska leads the Big Ten and ranks 15th nationally in fewest fouls per game (13.8) entering this week's action. NU and Purdue are the only Big Ten teams in the top 25 nationally. NU also ranked in the top 20 nationally in that category in 2022-23 (14.1, 16th).

• Nebraska's bench has provided a spark, averaging 24.2 points per game in the first 12 contests. The Huskers' leading scorer has come from the bench five times (Hoiberg-Lindenwood; Wilcher-Rider, North Dakota and South Carolina State; Gary-Stony Brook) and NU has had 12 double-figure efforts from its bench in 2023-24.

• Nebraska won its first seven games by 10 or more points. It was just the second time in over 100 years - the other was from Dec. 3-30, 1990 - that the Huskers won seven straight games by double figures.

• C.J. Wilcher graduated in December with a degree in child, youth & family studies but will go through graduation ceremonies during the spring. Wilcher, who began his collegiate career at Xavier before transferring to Nebraska before the 2021-22 season, is a three-time Nebraska Scholar-Athlete Roll member and earned Academic All-Big Ten honors in 2023. He will be the fifth college graduate on the 2023-24 Husker roster, joining Josiah Allick, Jarron Coleman, Rienk Mast and Brice Williams.

Consecutive Wins by Double Figures		
No.	Years	Games
1.	1990-91	9
2.	1911-12	8
3.	2023-24	7
	1905-06 (4) & 1906-07 (3)	7

LAST TIME OUT

C.J. Wilcher tallied 18 points to lead four Huskers in double figures, as Nebraska blitzed South Carolina State, 91-62 on Dec. 29.

Wilcher was 7-of-9 from the field, including two 3-pointers off the bench, as Nebraska built a 23-3 lead in the first 10 minutes, and cruised to the win. Brice Williams added 16 points while Josiah Allick and Eli Rice both added 10 points, respectively. In all, 11 of 12 players who saw action got into the scoring column, as no Husker played more than 24 minutes.

Nebraska limited South Carolina State to just 31.1 percent shooting on the evening, including 5-of-42 in the first half, as the Huskers built a 50-11 halftime lead. South Carolina State's 11 first-half points marked the fewest points NU allowed in a half since 2009.

The Huskers shot a blistering 55.2 percent in the first half and cooled off after leading by as many as 49 points with more than eight minutes remaining.

Postgame Notes

- The Huskers completed non-conference play with a 10-1 mark. It marked the fifth time since World War II that Nebraska finished non-con play with just one loss.
- Nebraska scored a season-high 91 points (previous high 89 vs. Duquesne). It is Nebraska's highest point total since scoring 93 at Penn State on Feb. 27, 2022.
- Nebraska allowed 11 first-half points, its lowest total allowed since giving up nine to Jackson State on Dec. 19, 2009. NU's previous season low allowed was 12 at Kansas State on Dec. 17.
- C.J. Wilcher led NU in scoring for the third time this season with a season-high 18 points.
- NU's 16 steals were a season high and the most since also having 16 against McNeese State on Nov. 28, 2020.

FINDING BALANCE

Nebraska relied on its depth and balance early in the season. While the Huskers have four players averaging double figures, three others are between 6.4 and 7.8 ppg.

- Nebraska has four players averaging double figures with all four players averaging between 12.7 and 13.7 points per game.
- Nebraska has had nine different players reach double figures and have six different leading scorers through the first 13 games. Rienk Mast and C.J. Wilcher are the only players to lead NU in scoring more than twice in 2023-24.
- No Husker averages more than 29.3 minutes per game, while eight players are averaging at least 15 minutes per game.
- NU has gotten at least one double-figure effort from its bench in 11 of 13 contests.
- The Huskers had a season-best six players in double figures in the win over North Dakota on Dec. 20.

GARY RETURNS BETTER THAN EVER

After his 2022-23 season was cut short with a left shoulder injury that required surgery, Juwan Gary has come back playing some of the best basketball of his career. During his rehab, Gary spent extensive time working on his shooting mechanics and the work has paid off.

• He is averaging 13.3 points per game on a team-best .537 field goal percentage. Gary is second on the team in rebounding (6.9 rpg) and tops the huskers in both steals (1.4 spg) and blocked shots (1.0 bpg).

• Currently, Gary ranks in the top 15 in the Big Ten in rebounding (13th), blocked shots (13th) and steals (15th).

• Gary already has eight double-figure games in his first 10 contests after having just nine last year and just 20 in 75 career games entering 2023-24.

• He set career highs in both blocked shots (four) and assists (four) in just 16 minutes against South Carolina St.

Juwan Stepping Up Offensively		
Category	2022-23	2023-24
PPG	9.5	13.3
RPG	6.5	6.9
FG Pct.	.438	.537
3-Pt. Pct.	.263	.371
FT. Pct.	.621	.692

Highest Offensive Rebound Games in 2023-24

No.	Name (School)	Off Reb.	Opponent
1.	Aaron Cash (UT-Arlington)	12	North Texas-Dallas
2.	Juwan Gary (Nebraska)	11	at Kansas State
	Andrew Morgan (North Dakota State)	11	at Western Michigan
	Drew Cisse (Western Illinois)	11	South Dakota

Most Offensive Boards by a Husker (Big Ten Era)

No.	Player	Off Reb.	Opp.	Date
1.	Juwan Gary	11	at Kansas St.	12/17/23
	Tanner Borchardt	11	at Illinois	2/2/19
3.	Yvan Ouedraogo	10	NW	3/1/20
4.	Juwan Gary	8	Maine	11/7/22
-	Walter Pitchford	8	at Iowa	12/31/13

1 Rienk Mast is one of six players nationally and the only power conference player as of Jan. 1 averaging at least 10 points, nine rebounds and three assists per game this season.

- He posted his second straight double-double with 12 points and 12 rebounds against North Dakota on Dec. 20.
- Gary was dominant in NU's win at Kansas State on Dec. 17 with 13 points and a career-high 18 rebounds. His 18 boards shattered his previous career high of 11 set three other times, while his 11 offensive boards were the second-highest total by a Division I player this season.
- He recorded his second career 20-point game against Michigan State, hitting 8-of-11 shots from the field and adding three rebounds and three steals in NU's win over the Spartans. He moved into the starting lineup for the first time this year as Josiah Allick missed the game with an injury.
- His performance against MSU marked the third time in seven games that he tied or eclipsed his career high in points.
- Gary collected his first double-double of the season against Oregon State with 12 points and 10 boards in just 21 minutes of work.

TOMINAGA RETURNS TO ALL-BIG TEN FORM

Nebraska's lineup has been boosted by the return of fifth-year senior Keisei Tominaga. He is fourth on the team in scoring at 12.7 points per game while shooting 43 percent from the field and 33 percent from 3-point range.

- He led NU's comeback against North Dakota, scoring seven of his 11 second-half points in a 12-0 run that helped erase a 14-point deficit. He finished with 15 points, his sixth double-figure effort of the season.

- Tominaga had nine points and set career highs in both assists (four) and steals (five) at Kansas State on Dec. 17. The five steals were the most by a Husker since Sam Griesel had five steals at Penn State last January.
- In a five-game stretch from Nov. 21-Dec. 3, he averaged 16.8 ppg on 58 percent shooting, including 44 percent from 3-point range.
- He posted his 12th career 20-point game against No. 15 Creighton on Dec. 3, finishing with 20 points.
- Tominaga scored a season-high 23 points versus Duquesne on Nov. 18, including 9-of-10 from the foul line.
- He had a perfect shooting performance against Cal State Fullerton on Nov. 26, as he went 5-of-5 from the field, including 3-of-3 from 3-point range, and 4-of-4 from the foul line. Prior to Tominaga, the last player to have at least 15 points on a perfect shooting night was David Rivers at Michigan State on Jan. 13, 2013 (8-8 FG, 1-1 3PT, 1-1 FT).

Tominaga was named to the preseason All-Big Ten team, becoming just the third Husker to receive the honor since Nebraska joined the conference in the 2011-12 season. Last season, he averaged 13.1 points per game on 53 percent shooting, including 40 percent from 3-point range, while appearing in all 32 contests. Tominaga led the Huskers in 3-pointers with 66 and was one of only six players nationally to average double figures and shoot 50 percent from the field, 40 percent from 3-point range and 85 percent from the foul line.

NEW FACES, NEW ROLES

Nebraska made a big splash in the transfer portal, adding five players to the roster, and their impact is already being felt during the early portion of the season. The group of Josiah Allick (New Mexico), Jarron Coleman (Bradley), Rienk Mast (Bradley), Ahron Ulis (Iowa) and Brice Williams (Charlotte) combined for more than 4,300 points, 2,100 rebounds and 800 assists entering this year.

- Mast is averaging 13.0 points per game while leading the Huskers in rebounding (9.9 rpg) and assists (3.0 apg). Mast currently ranks second in the Big Ten in rebounding and 18th in assists. The 6-foot-10 forward has been in double figures eight times, highlighted by a 20-point, 16-rebound effort against Florida A&M and 19 points and 12 rebounds against Kansas State. He leads NU with four double-doubles and has 24 for his career. Mast missed NU's last two games after a procedure on Dec. 18, and is not expected back until early January.
- Williams has started all 13 contests and is second in scoring at 13.7 points per game to rank 19th in the Big Ten. Williams, who is third on the team in assists per game (2.2 apg) is shooting 44 percent from the field, 35 percent from 3-point range and 88 percent from the foul line. The 6-foot-7 guard has been in double figures 11 times this season, highlighted by a 25-point effort in the win against Oregon State on Nov. 17 and had 18 points, six rebounds and four assists at Minnesota on Dec. 6. Williams is 21 points away from the 1,000-point plateau for his career and two rebounds away from 400 for his career.
- Allick has been a presence inside, averaging 7.0 points per game and 5.3 rebounds per game. Allick has five double-figure efforts this season, including 12 points, seven rebounds and five assists vs. Duquesne. He has been in double figures in each of the last two games, including 10 points, seven rebounds and four assists against South Carolina State.
- Coleman has come off the bench in 10 contests and averages 2.6 assists and 2.7 points per game while posting a 1.5-to-1 assist-to-turnover ratio.

Adding Experience (as of Jan. 1)

Player	Last School	GP/Starts	Points	Rebounds	Assists
Josiah Allick	New Mexico	115/95	1,089	665	120
Jarron Coleman	Ball State	115/86	1,192	487	360
Rienk Mast	Bradley	99/90	1,144	766	184
Ahron Ulis	Iowa	84/27	333	134	160
Brice Williams	Charlotte	101/40	979	398	101
Totals		514/338	4737	2450	925

NU All-Time Preseason All B1G	
Husker	Year
Keisel Tominaga	2022-23
James Palmer Jr.	2018-19
Terran Petteway	2014-15

HUSKERS IN THE PROS

A total of 23 former Huskers are playing professionally around the world during the 2023-24 season.

NBA/G LEAGUE

Player (Years at NU)	Team
Dalano Banton (2020-21)	Boston Celtics
Bryce McGowens (2022)	Charlotte Hornets
Isaiah Roby (2017-19)	Westchester Knicks/G League
Trey McGowens (2020-22)	Long Island Nets/G League

HUSKERS PLAYING OVERSEAS

Player (Years at NU)	Country
Sek Henry (2007-10)	Turkey
Caleb Walker (2011-12)	France
Jorge Brian Diaz (2010-12)	Puerto Rico
Ray Gallegos (2010-14)	Mexico
Shavon Shields (2013-16)	Italy
Leslee Smith (2014-15)	England
Tai Webster (2014-17)	Australia
Jack McVeigh (2016-18)	Australia
Anton Gill (2017-18)	Colombia
Glynn Watson Jr. (2016-19)	Germany
James Palmer Jr. (2018-19)	Turkey
Isaac Copeland Jr. (2018-19)	Saudi Arabia
Dachon Burke Jr. (2019-20)	Lithuania
Matej Kavaz (2020)	Austria
Thorir Thorbjarnarson (2018-21)	Iceland
Shamuel Stevenson (2010-21)	Croatia
Lat Mayen (2021-22)	Australia
Alonzo Verge Jr. (2022)	Qatar
Sam Griesel (2023)	Germany
Derrick Walker (2021-23)	Spain



MCGOWENS HELPS USA TO GOLD

Former Nebraska men's basketball player Trey McGowens earned a gold medal this past October, leading Team USA to a gold medal in the FIBA 3x3 U23 World Cup on Sunday in Lublin, Poland.

McGowens, who played at Nebraska for two seasons (2020-22), was named MVP of the Tournament and named to the Team of the Tournament, as the United States went 7-0. McGowens, who played for the Long Island Nets in the NBA G League last season, led all tournament players with 54 points during the competition.

At Nebraska, McGowens was a two-year starter for the Huskers (2020-22). He averaged 9.2 points, 4.0 rebounds, 2.0 assists and 1.5 steals per game at NU while he was often assigned to the opponent's top perimeter scoring threat.

HUSKER MBB RADIO SHOW

The Husker Basketball Radio Show airs throughout the 2023-24 season across the Huskers Radio Network. Join hosts Greg Sharpe and Jessica Coody with Head Coach Fred Hoiberg or a member of the Husker Basketball Coaching staff each week. The show typically airs on Monday nights during the season. A complete schedule is below.

The show can be heard across Huskers Radio Network stations and for free on Huskers.com. Fans are encouraged to text their questions to (402) 413-2400 and join the discussion. Fans can also watch for free on the internet at YouTube.com/Huskers.

Date	Time
Monday, November 20	6 p.m.*
Monday, November 27	6 p.m.*
Monday, December 4	6 p.m.
Monday, December 11	6 p.m.
Monday, December 18	6 p.m.
Thursday, December 28	7 p.m.
Tuesday, January 2	6 p.m.
Monday, January 8	6 p.m.*
Monday, January 15	6 p.m.
Monday, January 22	6 p.m.
Monday, January 29	6 p.m.
Monday, February 5	6 p.m.*
Monday, February 12	6 p.m.
Monday, February 19	6 p.m.
Monday, February 26	6 p.m.
Monday, March 4	6 p.m.
Monday, March 11	6 p.m.

*-Taped segments

HOIBERG'S HUSKER TIES

While Fred Hoiberg grew up in Ames and played his high school (Ames High School) and college basketball (Iowa State) there, he was born in Lincoln and has numerous ties to the city and to the University of Nebraska.

- Fred's father (Eric) and mother (Karen) both earned their undergraduate degrees from Nebraska in 1966. In fact, Eric earned his undergraduate degree, Master's degree, and Ph.D. in sociology from the university.
- His maternal grandfather was former Husker basketball coach Jerry Bush. Known as the "Big Bear of the Coliseum," Bush guided NU from 1955 to 1963, and directed two of the greatest upsets ever – a 43-41 victory over top-ranked Kansas and Wilt Chamberlain, and a 55-48 victory over No. 4 Kansas State and Olympian Bob Boozer during the 1957-58 campaign.
- His paternal grandfather (Otto) received his Master's Degree and Ph.D from Nebraska. He joined the faculty of the University of Nebraska in 1948, where he taught sociology and served as director of the community development program in the University of Nebraska Extension Division.
- Fred's son (Sam) is in his third season on the Husker basketball team after walking on. Fred and Sam are one of 22 father-son duos in Division I this season.

2 Nebraska matched a school record with two turnovers in the win over Duquesne on Nov. 22, matching a record originally set in 2013. As of Jan. 1, it ties for the lowest total by a power conference team in 2023-24.

MAST'S MASSIVE NIGHT

Rienk Mast put together a strong performance in Nebraska's win against Florida A&M on Nov. 9. The 6-foot-10 forward had game highs of 20 points and 16 rebounds for his first double-double as a Husker.

- He became the first Husker in the Big Ten era (2011-12 to present) to have a game with at least 20 points and 15 rebounds, and the first Husker to do so since All-Big 12 performer Aleks Maric in 2008.
- Since 1990, only six Huskers have had games with at least 20 points and 15 rebounds. That list includes Aleks Maric, Kimani Ffriend, Venson Hamilton, Mikki Moore and Eric Piatkowski.

• Mast's 16 rebounds were the most by a Husker since Yvan Ouedraogo had 19 rebounds against Northwestern on March 1, 2020, and the second-highest rebound total in Hoiberg's four-plus seasons at Nebraska.

IMPROVED BOARD WORK

One area where Nebraska has made improvement is on the glass. The additions of Rienk Mast, Josiah Allick and Brice Williams along with the return of Juwan Gary have made the Huskers a solid rebounding team.

- Nebraska has a +5.5-rebound margin through Jan. 1 to rank sixth in the Big Ten. Last season the Huskers were 11th in rebound margin (-1.0).
- NU had a positive rebound margin (+3.1) prior to Juwan Gary's season-ending injury last January. Gary was second on the team in rebounding (6.5 rpg) and 15th in the Big Ten in that category on Jan. 10. Over the final 16 games of the 2022-23 season, NU was outrebounded by 5.1 rebounds per game.

- Mast (MVC) and Allick (Mountain West) both ranked second in their respective conferences in 2022-23 in rebounding, while Williams was 15th in Conference USA. In addition, Mast led the MVC in rebounding during the 2021-22 season.
- Nebraska has been out-rebounded only three times in the first 13 games this season.
- NU out-rebounded four straight opponents by at least 10 boards from Nov. 9-18, the first time that happened since the first four games of the 2004-05 season.
- Nebraska grabbed a season-high 57 rebounds in the win over Kansas State on Dec. 17, the highest total by a Husker team since 1999.

A QUICK LOOK AT THE HUSKERS

Nebraska entered the 2023-24 season with its most experienced roster in Fred Hoiberg's five seasons at the helm. The Huskers returned seven letterwinners and three redshirts while adding seven new players to the roster.

- For the first time since 2018-19 and the third time since 2012-13, the Huskers return more than 50 percent of their scoring from the previous year.
- NU also returned 86 starts, which is the most since the 2018-19 NIT team. That breakdown is as follows: C.J. Wilcher (26); Keisei Tominaga (25); Juwan Gary (17); Jamarques Lawrence (12); Blaise Keita (5); Sam Hoiberg (1).
- The Huskers return five of their top eight scorers from a year ago, as Keisei Tominaga's 13.1 ppg is the highest for a Husker returnee since James Palmer Jr. in 2018-19 (17.2 ppg).
- The 2023-24 Huskers are an experienced bunch with nine of the 13 scholarship players in at least their fourth season of college basketball. The group features one sixth-year senior in Jarron Coleman and five others who are in their fifth season of college basketball.
- The 2023-24 roster combined for 766 appearances, including 409 starts, at the Division I level entering the season. That does not include two seasons of junior college basketball for both Keisei Tominaga and Blaise Keita.

TOMINAGA, MAST SPEND SUMMERS WITH NATIONAL TEAMS

A pair of Huskers spent the summer representing their national teams in international events. Rienk Mast represented the Netherlands in the FIBA Olympic Pre-Qualifying Tournament in Turkey, while Keisei Tominaga played for Japan in the FIBA World Cup.

- Mast played in all three games for the Netherlands, averaging 6.0 points, 6.0 rebounds and 1.3 assists per game as the team posted a 1-2 record. His best performance was an eight-point, seven-rebound effort in a win over Belgium.
- Tominaga played in all five games for Japan, averaging 11.4 points per game in helping the team qualify for the 2024 Paris Olympics as the highest finishing team from Asia. He was named player of the game in the win over

Huskers with 20+ Points/15+ Rebounds (Since 1990)				
Name	Opponent	Date	Pts.	Reb.
Rienk Mast	FAMU	11/9/23	20	16
Aleks Maric	Missouri	2/13/08	32	16
Aleks Maric	Alabama A&M	11/17/07	21	16
Aleks Maric	Missouri	2/24/07	31	19
Aleks Maric	vs. Houston	12/23/06	21	15
Aleks Maric	at Iowa State	2/15/06	37	16
Kimani Ffriend	Baylor	1/22/00	21	19
Venson Hamilton	Okl. St.	2/17/99	20	15
Mikki Moore	at Nevada	3/18/97	21	15
Eric Piatkowski	Kent	12/5/92	23	16
Eric Piatkowski	E. Wash.	12/21/91	23	15

Improving on the Boards	
Season	Reb Margin (B1G Rk.)
2023-24	+5.5 (6th)
2022-23	-1.0 (11th)
2021-22	-7.0 (14th)
2020-21	-3.0 (14th)
2019-20	-9.6 (14th)
2018-19	-2.3 (t12th)

1.39 Nebraska's assist-to-turnover ratio this season, which is sixth in the Big Ten as of Jan. 1. NU's best assist-to-turnover ratio in the last decade is 1.32, set in the 2018-19 season. That season, NU had 9.96 turnovers per game, the lowest average since assists were tracked in 1978-79.

Cape Verde, finishing with 22 points on 8-of-11 shooting from the field, including 6-of-8 from 3-point range. Of the five NCAA players who played in the World Cup, Tominaga was the only one to average double figures.

NCAA Players in 2023 FIBA World Cup

Player	School/Country	GP	MGP	PPG	RPG	APG
Keisei Tominaga	Nebraska/Japan	5	17.9	11.4	1.2	1.4
Zach Edey	Purdue/Canada	5	4.6	3.8	1.4	0.4
Miro Little	Baylor/Finland	5	17.5	5.0	1.8	4.6
Olivier Nkamhoua	Michigan/Finland	5	18.2	8.0	3.8	2.0
Adam Moussa	Tarleton State/Egypt	5	11.8	2.0	0.6	1.4

HUSKER ROSTER HAS INTERNATIONAL FLAVOR

NU's roster has had an international flavor in recent seasons and that trend will continue in 2023-24. Four Huskers hail from overseas, including Keisei Tominaga (Moriyama Nagoya Aichi, Japan), Matar Diop (Dakar, Senegal), Blaise Keita (Bamako, Mali), and Rienk Mast (Groningen, Netherlands).

In five seasons under Hoiberg, NU has had players on its roster from a host of countries, including Australia, Canada, England, France, Iceland, Lithuania, and Slovenia.

FAMILY TIES

Several members of the 2023-24 Huskers have family members who have played basketball at the college or professional levels. The list is led by Fred Hoiberg, who played in the NBA for a decade after a standout career at Iowa State. In addition, Ramel Lloyd was a Parade All-American who scored over 1,600 points at the college level at Syracuse and Long Beach State, while Henry Williams scored a school-record 2,383 points at Charlotte and his number 34 jersey was retired by the school. Keisei Tominaga's father didn't play college basketball but was a center on the Japanese national team at the 1998 FIBA World Championship and played professionally in Japan for a decade.

Player	Relative	College (Sport)
Josiah Allick	Bekka (Sister)	Nebraska (VB)
	Bill Ziegelbein (Stepfather)	Nebraska (FB)
	Colleen Ziegelbein (Mother)	Northwest Missouri State (WBB)
	Melvin (Father)	UNLV (Swimming)
Sam Hoiberg	Fred (Father)	Iowa State/NBA (MBB)
	Jack (Brother)	Michigan State/UT-Arlington (MBB)
Keisei Tominaga	Hirokyu (Father)	Played Internationally for Japan (MBB)
Ramel Lloyd Jr.	Ramel Sr. (Father)	Syracuse/Long Beach State (MBB)
Ahron Ullis	Tyler (Brother)	Kentucky/NBA (MBB)
C.J. Wilcher	Sergio (Father)	Morgan State (MBB)
	Simeon (Brother)	St. John's (MBB)
Brice Williams	Henry (Father)	Charlotte (MBB)

NBA COACHES: BACK TO SCHOOL

Fred Hoiberg is one of eight active NCAA coaches to have coached in the NBA, as he spent three-plus seasons with the Chicago Bulls from 2015 to 2018. Hoiberg's 270 regular-season NBA games rank third among the eight former NBA coaches in the collegiate ranks.

Division I Coaches with NBA Head Coaching Experience

Coach, School	NBA Head Coach, Years
John Calipari, Kentucky	New Jersey, 1996-99
Leonard Hamilton, Florida State	Washington, 2000-01
Fred Hoiberg, Nebraska	Chicago, 2015-18
Eric Musselman, Arkansas	Golden State, 2002-04; Sacramento, 2006-07
Rick Pitino, St. John's	New York, 1987-89; Boston, 1997-2001
Reggie Theus, Bethune-Cookman	Sacramento, 2007-09
Darrell Walker, Arkansas Little Rock	Toronto, 1996-98; Washington, 1999-2000
Mike Woodson, Indiana	Atlanta 2004-2010; New York, 2011-14

QUICK HITTERS

- Nebraska improved its win total from 10 to 16 games in 2022-23. NU was one of four Big Ten teams which increased its win total by at least six games last season (also Northwestern, Maryland and Penn State). Of Nebraska's 16 losses this season, 12 were against NCAA Tournament qualifiers.

Nebraska has improved its season record in each of the last three years under Fred Hoiberg and increased its win total in each of the last two seasons. If Nebraska can increase its win total in 2023-24, it will mark the first time since the mid-1960s (1963-64 to 1965-66) that the Huskers increased their win total for three straight years.

- Nebraska's nine Big Ten wins were the most since winning a school-record 13 Big Ten games in 2017-18. It was NU's third-highest conference win total since joining the Big Ten in 2011-12. In all, 11 Big Ten teams reached postseason play, including eight NCAA Tournament teams, in 2022-23.

- Nebraska had multiple All-Big Ten selections with Derrick Walker and Keisei Tominaga. It marked the first time since 2017-18 that NU had multiple all-conference picks. Walker became the first Husker to receive second team or higher All-Big Ten honors since James Palmer Jr. in 2017-18.

DOUBLE-DIGIT RUNS IN 2023-24

Nebraska has totaled 12 double-figure runs this season, including a 20-0 run against Oregon State on Nov. 18. It marked the second 20-0 run in two seasons, as NU had one against Iowa on Dec. 29, 2022.

Run	Opponent	Time (Half)
20-0	vs. Oregon State	10:54-2:51 (1st)
17-0	Rider	10:19-1:30 (2nd)
13-0	Duquesne	13:14-9:38 (2nd)
12-0	at Kansas State	14:45-5:06 (2nd)
12-0	Florida A&M	15:20-11:31 (1st)
12-0	North Dakota	19:00-15:13 (2nd)
12-0	South Carolina State	20:00-14:03 (1st)
11-0	South Carolina State	13:46-9:34 (1st)
10-0	Lindenwood	6:29-4:07 (1st)
10-0	Florida A&M	6:29-4:27 (1st)
10-0	Florida A&M	0:47 (1st)-16:02 (2nd)
10-0	South Carolina State	6:20-2:37 (1st)

HUSKERS COMPLETE SPAIN TRIP WITH 3-0 MARK

Nebraska made its first overseas trip since 2019 and went 3-0 against teams in Madrid (89-84, OT), Valencia (86-83) and Barcelona (82-62) despite having just nine players available for the trip.

C.J. Wilcher led five Huskers who averaged double figures with 17.0 ppg, while Brice Williams (16.3 ppg) and Eli Rice (16.0 ppg) both averaged at least 16 points per game. Redshirt freshman Cale Jacobsen led NU in rebounding at 8.3 per game and tied Jarmarques Lawrence for the team high in assists per game (4.3 apg).

HUSKER COACHING STAFF RETURNS INTACT

Nebraska's full-time coaching staff remains the same as it was during the 2022-23 season with Nate Loenser, Adam Howard and Ernie Zeigler joining Head Coach Fred Hoiberg on the Husker bench.

- Loenser begins his third season on the Husker staff. He joined the Husker program after spending five seasons with the Chicago Bulls organization. Loenser was an assistant coach for the Bulls under both Fred Hoiberg and Jim Boylan for three seasons. He also served as the Bulls' video coordinator and head coach of the Windy City Bulls. Loenser worked with Hoiberg at Iowa State for two seasons.

- Howard is in his second year on the coaching staff. He was selected to participate in the 2023 TopConnect Basketball Symposium, an event featuring some of the nation's top assistant coaches. Prior to joining the NU staff, he spent four years at South Alabama, helping the program to 75 wins in that span after the program had seven straight losing seasons. In 2021-22, South Alabama won 21 games, the school's highest total since 2008. Howard also coached at Troy, Tennessee, Southern Miss and Morehead State after playing collegiately at Western Kentucky.

- Zeigler is also in his second year at Nebraska. He joined the NU staff in August of 2022 after spending six years on Ben Howland's staff at Mississippi State. The Bulldogs had four postseason appearances between 2018-22. Zeigler spent six seasons as the head coach at Central Michigan (2007-12) and

NEBRASKA BASKETBALL RADIO/TV ROSTER



0 | C.J. WILCHER
Jr. | G | 6-5 | 214



1 | SAM HOIBERG
So. | G | 6-0 | 183



2 | RAMEL LLOYD JR.
RFr. | G | 6-6 | 210



3 | BRICE WILLIAMS
Jr. | G | 6-7 | 213



4 | JUWAN GARY
Jr. | F | 6-6 | 221



5 | AHRON ULIS
Jr. | G | 6-3 | 190



9 | JARRON COLEMAN
Sr. | G | 6-5 | 213



10 | JAMARQUES LAWRENCE
So. | G | 6-3 | 182



11 | ELI RICE
Fr. | G | 6-8 | 213



15 | BLAISE KEITA
Jr. | F | 6-11 | 257



21 | MATAR DIOP
Fr. | F | 6-10 | 213



24 | JEFFREY GRACE III
So. | G | 6-3 | 197



30 | KEISEI TOMINAGA
Sr. | G | 6-2 | 179



31 | CALE JACOBSEN
RFr. | G | 6-4 | 20



35 | HENRY BURT
RFr. | F | 6-7 | 216



51 | RIENK MAST
Jr. | F | 6-10 | 248



53 | JOSIAH ALLICK
Sr. | F | 6-8 | 231



FRED HOIBERG
Head Coach



ADAM HOWARD
Assistant Coach



NATE LOENSER
Assistant Coach



ERNIE ZEIGLER
Assistant Coach



KURT JOSEPH
Director of Men's Basketball Strength & Conditioning



LUCA VIRGILIO
Director of Basketball Strategies & Business Operations



EMMANUEL TOMMY
Director of Player Development



MICHAEL BANIA
Video Coordinator



PADYN BORDERS
Recruiting Coordinator



SHERYL BURBACH
Assistant Director of Basketball Operations



ANDREW MCCABE
Athletic Trainer



PAT NORRIS
Equipment Manager



JAKE BLATTNER
Performance Nutrition Coordinator




MATT THOME
NAPL Director



NIHILO IBARRA
Graduate Manager



JUSTIN MOORE
Graduate Manager



JOEY ST. PIERRE
Graduate Manager



2023-24
Nebraska Roster



BROADCAST NOTES

2023-24 RECORD

11-2/1-1 Big Ten

LAST GAME

Fri., Dec. 29
South Carolina St. W, 91-62

UPCOMING GAMES

Wed., Jan. 3
Indiana 8 p.m./BTNSat., Jan. 6
at Wisconsin 1:15 p.m./BTNTues., Jan. 10
Purdue 8 p.m./Peacock

HEAD COACH

Fred Hoiberg (Iowa St., 1995)
Nebraska: 51-85 / 5th
Career: 166-141 / 10th

ASSISTANTS

Adam Howard, 2nd season
Nate Loenser, 3rd season
Ernie Zeigler, 2nd season

2023-24 SCHEDULE

NOV
6 Lindenwood W, 84-52
9 Florida A&M W, 81-54
13 Rider W, 64-50
15 Stony Brook W, 84-63
18 vs. Oregon State W, 84-63
22 Duquesne W, 89-79
26 Cal State Fullerton W, 85-72DEC
3 No. 15 Creighton L, 60-89
6 at Minnesota * L, 65-76
10 Michigan State * W, 77-70
17 at Kansas State W, 62-46
20 North Dakota W, 82-75
29 South Carolina State W, 91-62JAN
3 Indiana *
6 at No. 21 Wisconsin *
9 No. 1 Purdue *
12 at Iowa *
17 at Rutgers *
20 Northwestern *
23 Ohio State *
27 at Maryland *FEB
1 Wisconsin *
4 at Illinois *
7 at Northwestern *
10 Michigan *
17 Penn State *
21 at Indiana *
25 Minnesota *
29 at Ohio State *MARCH
3 Rutgers *
10 at Michigan *
13-
17 at Big Ten Tournament
*Big Ten Game

C.J. WILCHER (WILL-CHUR) G / 6-5 / 214 / Jr. / Plainfield, N.J.



	GP/GS	PPG	RPG	APG	SPG	FG%	3PT%	FT%
Season	13/2	7.8	2.0	0.9	0.5	.493	.386	.857
B1G	2/0	9.5	2.5	1.5	0.0	.545	.500	1.000
Career	91/29	7.3	2.1	0.9	0.6	.437	.364	.678

SAM HOIBERG G / 6-0 / 183 / So. / Lincoln, Neb.



	GP/GS	PPG	RPG	APG	SPG	FG%	3PT%	FT%
Season	13/0	4.1	2.6	1.3	0.9	.409	.391	.571
B1G	2/0	2.5	1.5	2.0	0.5	.250	.500	1.000
Career	34/1	4.1	2.1	0.7	0.7	.484	.400	.738

RAMEL LLOYD JR. G / 6-6 / 210 / RFr. / Long Beach, Calif.



	GP/GS	PPG	RPG	APG	SPG	FG%	3PT%	FT%
Season	0/0	0.0	0.0	0.0	0.0	.000	.000	.000
B1G	0/0	0.0	0.0	0.0	0.0	.000	.000	.000
Career	0/0	0.0	0.0	0.0	0.0	.000	.000	.000

BRICE WILLIAMS G / 6-7 / 213 / Jr. / Huntersville, N.C.



	GP/GS	PPG	RPG	APG	SPG	FG%	3PT%	FT%
Season	13/13	13.7	5.3	2.2	0.6	.443	.346	.880
B1G	2/2	16.0	4.5	2.0	1.5	.522	.400	.750
Career	101/40	9.7	3.9	1.0	0.5	.462	.387	.808

JUWAN GARY (JUW-WAHN) F / 6-6 / 221 / Jr. / Columbia, S.C.



	GP/GS	PPG	RPG	APG	SPG	FG%	3PT%	FT%
Season	10/4	13.3	6.9	1.5	1.4	.537	.371	.692
B1G	2/1	15.5	3.5	1.5	2.5	.722	.400	.750
Career	86/39	6.9	4.2	0.5	0.8	.499	.268	.608

JARRON "BOOGIE" COLEMAN G / 6-5 / 213 / Sr. / Indianapolis, Ind.




	GP/GS	PPG	RPG	APG	SPG	FG%	3PT%	FT%
Season	10/0	2.7	2.0	2.6	0.3	.235	.190	.636
B1G	1/0	0.0	0.0	0.0	0.0	.000	.000	.000
Career	115/86	10.4	4.2	3.1	0.9	.398	.337	.716

JAMARQUES LAWRENCE G / 6-3 / 182 / So. / Plainfield, N.J.



	GP/GS	PPG	RPG	APG	SPG	FG%	3PT%	FT%
Season	13/13	6.4	3.8	2.8	0.6	.341	.262	.696
B1G	2/2	9.0	5.0	2.5	0.5	.429	.500	.750
Career	41/25	5.4	2.7	1.6	0.5	.380	.333	.519

ELI RICE F / 6-8 / 213 / Fr. / Gallatin, Tenn.



	GP/GS	PPG	RPG	APG	SPG	FG%	3PT%	FT%
Season	10/0	4.3	1.2	0.3	0.2	.367	.381	.650
B1G	1/0	3.0	0.0	0.0	0.0	1.000	1.000	.000
Career	10/0	4.3	1.2	0.3	0.2	.367	.381	.650

MATAR DIOP (MA-TAR JOPE [AS IN HOPE]) F / 6-10 / 213 / Fr. / Dakar, Senegal



	GP/GS	PPG	RPG	APG	SPG	FG%	3PT%	FT%
Season	8/0	0.9	1.3	0.4	0.3	.400	.000	.333
B1G	1/0	0.0	0.0	1.0	0.0	.000	.000	.000
Career	8/0	0.9	1.3	0.4	0.3	.400	.000	.333

KEISEI TOMINAGA (KAY-SAY TOE-ME-NAWGA) G / 6-2 / 179 / Sr. / Moriya Nagoya Aichi, Japan




	GP/GS	PPG	RPG	APG	SPG	FG%	3PT%	FT%
Season	11/11	12.7	2.3	1.0	1.3	.430	.333	.844
B1G	2/2	9.5	0.0	0.5	0.5	.294	.273	1.000
Career	73/36	10.0	1.7	0.7	0.8	.454	.365	.856

CALE JACOBSEN G / 6-4 / 200 / RFr. / Ashland, Neb.



	GP/GS	PPG	RPG	APG	SPG	FG%	3PT%	FT%
Season	8/0	1.1	0.4	0.4	0.1	.500	.000	.500
B1G	1/0	0.0	0.0	0.0	0.0	.000	.000	.000
Career	8/0	1.1	0.4	0.4	0.1	.500	.000	.500

RIENK MAST (RINK) F / 6-10 / 248 / Jr. / Groningen, Netherlands



	GP/GS	PPG	RPG	APG	SPG	FG%	3PT%	FT%
Season	11/11	13.0	9.9	3.0	0.1	.460	.333	.871
B1G	2/2	6.0	9.5	4.5	0.5	.375	.000	.000
Career	99/90	11.6	7.7	1.9	0.4	.491	.330	.738

JOSIAH ALLICK (AL-ICK) F / 6-8 / 231 / Sr. / Lincoln, Neb.



	GP/GS	PPG	RPG	APG	SPG	FG%	3PT%	FT%
Season	12/11	7.0	5.3	1.3	0.7	.491	.200	.718
B1G	1/1	3.0	3.0	1.0	0.0	.500	.000	.500
Career	115/95	9.5	5.8	1.0	0.6	.547	.281	.681

AHRON ULIS (VOU-LISS) G / 6-3 / 190 / Jr. / Chicago, Ill.



	GP/GS	PPG	RPG	APG	SPG	FG%	3PT%	FT%
Season	0/0	0.0	0.0	0.0	0.0	.000	.000	.000
B1G	0/0	0.0	0.0	0.0	0.0	.000	.000	.000
Career	84/27	5.0	1.6	1.9	0.4	.374	.310	.780

◀ Iowa transfer who spent last 3 years with the Hawkeyes and posted better than 2-to-1 asst-to-TO ratio
 ▶ Started 27 games at point guard in 2022-23, averaging 6.1 ppg, 2.1 spg
 ▶ Scored a career-high 17 points on 8-of-10 shooting at Michigan State on 1/26/2023

JEFFREY GRACE III G / 6-3 / 197 / So. / Elmhurst, Ill.



	GP/GS	PPG	RPG	APG	SPG	FG%	3PT%	FT%
Season	6/0	1.0	0.3	0.2	0.0	.667	.000	.667
B1G	0/0	0.0	0.0	0.0	0.0	.000	.000	.000
Career	17/0	0.6	0.3	0.1	0.1	.600	.000	.571

◀ Walk-on who played in 11 games in 2022-23 (4 pts/3 reb)
 ▶ Averaged 11.0 ppg, 5.0 rpg and 3.0 apg at York (Ill.) HS in 2020-21

LAST GAME: Finished with 18 points on 7-of-9 shooting vs South Carolina State

◀ Led NU with 16 points and four rebounds in 18 minutes vs. North Dakota
 ▶ Had 10 points, two rebounds and an assist vs. Michigan State
 ▶ Graduated with his degree in child, youth & family studies in December of 2023
 ▶ Two career 20-point games (22 at Indiana; 20 vs. Omaha) and 29 career double-figure games

Pts.	22, at Indiana (12/7/22)
Reb.	6, Three times
Asst.	4, Three times
Stls.	3, Two times
Bl.	2, Two times

LAST GAME: Set career highs in rebounds (seven) and assists (three) vs. South Carolina State

◀ Led NU with a career-high 15 points and added five rebounds and two assists vs. Lindenwood
 ▶ Moved in the rotation over the final 12 games, averaging 6.6 ppg on 58 percent shooting
 ▶ Had a career-high 16 points, including 3-of-3 from 3-point range, at Maryland on Jan. 28, 2023
 ▶ Sports media and communications major who hosts his own radio show during the season

Pts.	15, Two times
Reb.	7, vs. SCSU (12/29/23)
Asst.	3, vs. SCSU (12/29/23)
Stls.	4, vs. Florida A&M (11/9/23)
Bl.	1, Three times

LAST GAME: Has not played in 2023-24

◀ Redshirt freshman who is recovering from a knee injury suffered during the first day of practice
 ▶ Played in all three games in Spain, averaging 5.7 ppg, 8.0 rpg, and 4.0 apg
 ▶ Top-100 recruit averaged 11.6 ppg, 4.0 rpg and 1.9 apg at Sierra Canyon HS in 2021-22
 ▶ Co-hosts his own radio show with his father during the season

Pts.	N/A
Reb.	N/A
Asst.	N/A
Stls.	N/A
Bl.	N/A

LAST GAME: Totaled 12 points, seven rebounds and three assists vs. North Dakota

◀ Topped NU with 18 points and tied career highs in assists (four) and steals (three) at Minnesota
 ▶ Finished with a season-high 25 points, two assists and two steals vs. Oregon State
 ▶ 2nd-team All C-USA pick who averaged 13.8 ppg and 5.3 rpg in helping Charlotte to 2023 CBI title
 ▶ Father (Henry) scored 2,383 points at Charlotte and his No. 34 was retired by the school in 1992

Pts.	32, vs. UAB (3/4/23)
Reb.	13, vs. Rice (2/25/23)
Asst.	4, Three times
Stls.	3, Three times
Bl.	3, Four times

LAST GAME: Finished with five points and career high in blocks (four) and assists (four) vs. SCSU

◀ Posted second-double-double of 2023-24 with 13 points and a career-high 18 boards at KSU
 ▶ Matched career high with 20 points (8-of-11 FG) and had three steals vs. MSU
 ▶ Returns after suffering season-ending injury in January after averaging 9.5 ppg and 6.5 rpg in 17 games
 ▶ Played two seasons at Alabama, helping Crimson Tide to SEC title and NCAA Sweet 16 in 2020-21

Pts.	20, Two times
Reb.	18, at K-State (12/17/23)
Asst.	3, vs. Florida St. (11/27/22)
Stls.	4, at Kansas St. (12/17/22)
Bl.	3, Two times

LAST GAME: Tallied eight points and six assists in the win over South Carolina State

◀ Had three assists and two boards in 15 minutes against Oregon State
 ▶ Earned second-team All-MAC honors in 2022-23, averaging 14.3 ppg, 4.9 rpg and 3.8 apg
 ▶ Started 21 games at Missouri in 2021-22, averaging 8.6 ppg with a team-high 86 assists
 ▶ Was 2019-20 MAC Freshman of the Year (9.3 ppg, 4.8 rpg, 2.9 apg)

Pts.	33, vs. Toledo (3/11/21)
Reb.	13, at Ole Miss (1/18/22)
Asst.	8, Four times
Stls.	4, Two times
Bl.	2, Three times

LAST GAME: Finished with eight points in 12 minutes vs. South Carolina State

◀ Tallied eight of his 14 points in a late 11-1 vs. North Dakota
 ▶ Had a career high 16 points and seven rebounds at Minnesota
 ▶ Totaled 11 points and dished out a career-high six assists against Cal State Fullerton
 ▶ Played in 28 games, including 12 starts as a freshman, averaging 5.0 points, 2.2 rebounds per game

Pts.	16, at Minnesota (12/6/23)
Reb.	9, vs. Penn St. (2/5/23)
Asst.	6, Cal St. Fullerton (11/26/23)
Stls.	3, vs. Florida A&M (11/9/23)
Bl.	1, Four times

LAST GAME: Finished with 10 points, two rebounds and two steals vs. South Carolina State

◀ True freshman who can play either on the wing or in the frontcourt
 ▶ Finished with 16 points, including 3-of-6 from 3-point range, and four boards against FAMU
 ▶ Played at IMG Academy in '22-23, averaging 19 points and seven rebounds per game
 ▶ Was an all-state pick at Beech (Tenn.) High School in 2021-22, averaging 17.2 ppg and 7.1 rpg

Pts.	16, vs. Florida A&M (11/9/23)
Reb.	5, vs. Lindenwood (11/6/23)
Asst.	1, Two times
Stls.	2, vs. SCSU (12/29/23)
Bl.	1, Two times

LAST GAME: Grabbed four rebounds and had two steals in 20 minutes vs. South Carolina State

◀ Freshman who is one of NU's backup bigs as Blaise Keita recovers from offseason surgery
 ▶ Has a 7-foot-2 wingspan and provides the Huskers with interior size and athleticism
 ▶ Played at Keystone Athletic Academy in 2022-23, averaging 13 points and 13 rebounds per game
 ▶ Product of NBA Academy Africa who picked up the sport as a teenager

Pts.	3, vs. Lindenwood (11/6/23)
Reb.	4, vs. SCSU (12/29/23)
Asst.	1, Two times
St.	4, vs. SCSU (12/29/23)
Bl.	1, Two times

LAST GAME: Finished with five points, five boards and three steals in 16 minutes vs. SCSU

◀ Led NU with 20 points on 8-of-16 shooting vs. Creighton
 ▶ Finished with 17 points (5-5 FG, 3-3 3pt, 4-4 FT) vs. Cal State Fullerton
 ▶ Played for Japanese National Team, averaging 11.4 ppg in helping Japan qualify for the 2024 Olympics
 ▶ Has 12 career 20-point games, including a career-high 30 points against Penn State on Feb. 5, 2023

Pts.	30, vs. Penn St. (2/5/23)
Reb.	5, vs. SCSU (12/29/23)
Asst.	4, at K-State (12/17/23)
Stls.	5, at K-State (12/17/23)
Bl.	1, Three times

LAST GAME: Set career bests in points (four) and rebounds (two) vs. South Carolina State

◀ Walk-on who had first three career points and an assist in five minutes vs. FAMU
 ▶ Averaged 12.7 ppg in Spain with 4.3 apg, 8.3 rpg & 2.3 spg
 ▶ Averaged 17.9 ppg, 6.1 apg, 5.8 rpg as a senior in leading Ashland-Greenwood to a state title
 ▶ Multi-sport athlete who also played quarterback and wide receiver during high school career

Pts.	4, vs. SCSU (12/29/23)
Reb.	2, vs. SCSU (12/29/23)
Asst.	1, Three times
Stls.	1, vs. Lindenwood (11/6/23)
Bl.	N/A

LAST GAME: Did not play against South Carolina State

◀ Picked up team-high fourth double-double vs. KSU (19 points, 12 rebounds)
 ▶ Was first Husker with 20/15 game since '08 with 20 points and 16 rebounds vs. FAMU
 ▶ Transfer who was a two-time All-Missouri Valley Conference selection (2022 & 2023)
 ▶ Played for the Netherlands Senior National Team in summer of 2023 (6.0 ppg, 6.0 rpg, 1.3 apg)

NEBRASKA HEAD COACH FRED HOIBERG

NEBRASKA (2019-PRESENT)

- Hired as Nebraska's 28th men's basketball coach on March 30, 2019, a position his grandfather (Jerry Bush) held for nine seasons from 1954 to 1963.
- Is the only coach in school history with two road wins against top-10 teams
- Guided Nebraska to three consecutive road wins over ranked opponents (No. 23 Ohio State and No. 10 Wisconsin in 2021-22 and No. 7 Creighton in 2022-23) for the first time in school history
- Brought in the highest-ranked recruiting class in school history, as his 2021 class was ranked 13th nationally by ESPN.com
- Had NBA Draft Picks in both 2021 (Dalano Banton) and 2022 (Bryce McGowens) and has produced 12 players who have reached the NBA

CHICAGO BULLS (2015-18)

- Coached the Chicago Bulls for three-plus seasons, posting a 115-155 record.
- Became just the fifth coach in franchise history to post a winning record in his debut season.
- Took the Bulls to the 2017 NBA Playoffs where they won the first two games against the top-seeded Boston Celtics, as the Bulls were the first No. 8 seed to take a 2-0 lead against a No. 1 seed since 1993.
- Was the fifth coach in NBA history to have each of his first two career playoff victories come on the road.

IOWA STATE (2010-15)

- Served as head coach at his alma mater for five seasons, posting a 115-56 record, which is the top winning percentage in school history (.673).
- Led the Cyclones to four straight NCAA Tournament appearances - a program record - while his 115 wins were the most in a five-year stretch in school history.
- Guided Iowa State to back-to-back Big 12 Tournament titles in 2014 and 2015.
- Produced four All-Americans, 12 All-Big 12 honorees and 10 players who played in the NBA.
- Named Big 12 Coach of the Year in 2012, as the Cyclones went from three conference wins to 12 in one season.
- Won 28 games and reached the NCAA Sweet 16 in 2014.
- Led the Big 12 in scoring offense in two of his last four seasons and topped the conference in 3-pointers four times in five years.

MINNESOTA TIMBERWOLVES (2005-10)

- Served as Vice President of Basketball Operations in 2009-10, overseeing the day-to-day operations of basketball programs including college and pro scouting, salary cap management and NBA Draft preparations.
- Was the Assistant General Manager for three seasons, helping the Timberwolves orchestrate a draft-day trade for five-time all-star Kevin Love in 2008.

AS AN NBA PLAYER (1995-2005)

- Spent 10 years in the NBA with the Indiana Pacers (four seasons), Chicago Bulls (four seasons) and Minnesota Timberwolves (two seasons) after being selected in the second round of the 1995 NBA Draft.
- Was a member of three NBA Playoff Teams, including a Timberwolves team that reached the 2004 Western Conference Finals.
- Shot 40 percent from 3-point range during his career and led the NBA in 3-point shooting in his final season (48.3, 2004-05).
- Ended his NBA career abruptly at the age of 33 after undergoing open-heart surgery to repair an aneurysm in his aortic root.

AS A PLAYER AT IOWA STATE (1991-95)

- Started all four seasons at Iowa State, averaging 15.8 points, 6.9 rebounds, 2.8 assists and 1.6 steals per game in his collegiate career.
- His No. 32 was retired by Iowa State in 1997 and Hoiberg is a member of the Iowa State Hall of Fame.
- Garnered third-team All-America honors as a senior in 1994-95, averaging 19.9 points per game to help the Cyclones win a then-school-record 23 games and was named Big Eight Co-Male Athlete of the Year in 1995.
- Two-time Academic All-American who was inducted into the CSC Academic Hall of Fame in 2016.



FRED HOIBERG'S COLLEGIATE COACHING RECORD

Year	School	Overall Record	Pct.	Conf. Record	Pct.	Conf. Finish	Postseason
2010-11	Iowa State	16-16	.500	3-13	.188	12th	None
2011-12	Iowa State	23-11	.676	12-6	.677	T-3rd	NCAA Third Round
2012-13	Iowa State	23-12	.657	11-7	.611	T-4th	NCAA Third Round
2013-14	Iowa State	28-8	.778	11-7	.611	T-3rd	NCAA Sweet 16
2014-15	Iowa State	25-9	.735	12-6	.677	T-2nd	NCAA Second Round
2019-20	Nebraska	7-25	.219	2-18	.100	14th	None
2020-21	Nebraska	7-20	.259	3-16	.158	14th	None
2021-22	Nebraska	10-22	.313	4-16	.200	T-13th	None
2022-23	Nebraska	16-16	.500	9-11	.450	T-11th	None
2023-24	Nebraska	11-2	.846	1-1	.500		
Totals		166-141	.541	68-101	.402		

THE LAST TIME...

Nebraska Team

Ranked in the top 5 (AP Poll) Never Happened
 Ranked in the top 10 (AP Poll) March 1, 1966
 Ranked in the top 20 (AP Poll) Jan. 2, 1995
 Ranked in the top 25 (AP Poll) Dec. 31, 2018 (No. 24)
 Ranked in the top 25 (USA Today Coaches Poll) Dec. 31, 2018 (No. 23)

Played AP Poll No. 1 ranked team lost at No. 1 Indiana (47-76), 2/13/2013
 Defeated AP Poll No. 1 ranked team at No. 1 Missouri (67-51), 2/6/1982
 Played AP Poll No. 2 ranked team lost at No. 2 Michigan (47-62), 1/9/13
 Defeated AP Poll No. 2 ranked team vs. No. 2 Oklahoma State (85-69), 2/5/1992
 Played Team Ranked 1-5 by AP lost at No. 3 Purdue (55-73), 1/13/2023
 Defeated Team Ranked 1-5 by AP vs. No. 3 Texas (70-67), 2/19/2011
 Played Team Ranked 6-10 by AP won at No. 7 Creighton (63-53), 12/4/2022
 Defeated Team Ranked 6-10 by AP at No. 7 Creighton (63-53), 12/4/2022
 Defeated Team Ranked 11-25 by AP at No. 23 Ohio State (78-70), 3/1/2022
 Defeated Team Ranked 1-10 by AP on Road at No. 7 Creighton (63-53), 12/4/2022
 Defeated Ranked Team by AP on Road at No. 7 Creighton (65-63), 12/4/2022

Scored 100 or more points 100; at NC State, 12/1/2021
 Scored 90 or more points 91; South Carolina State, 12/29/2023
 Scored 80 or more points 91; South Carolina State, 12/29/2023
 Scored less than 50 points 48; Wisconsin, 2/10/2021
 Scored less than 40 points 38; at Oregon, 12/15/2012
 Shot 75% from the field 750; vs. Nebraska-Omaha (42-56), 1/25/1988 \$
 Shot 70% from the field 723; vs. UNC Wilmington (34-47), 12/5/1997
 Shot 60% from the field 628; vs. Northwestern (27-43), 2/3/2015

Made 50 or more free throws Never Happened
 Made 40 or more free throws 43; vs. Texas (43-59), 1/3/1996 - \$
 Made 30 or more free throws 37; vs. UTSA (37-50), 12/20/2017
 Made 25 or more free throws 28; vs. Duquesne (28-31), 11/22/2023
 Attempted 60 or more free throws 60; vs. Kansas State (36-60), 1/11/1954 - \$
 Attempted 50 or more free throws 50; vs. UTSA (37-50), 12/20/2017
 Attempted 40 or more free throws 50; vs. UTSA (37-50), 12/20/2017
 Attempted 30 or more free throws 32; South Carolina State (24-32), 12/29/2023
 Shot 100% from the foul line (min 10 att.) 1,000; at Penn State (16-16), 1/19/2013
 Shot 95% from the foul line (min 10 att.) 950; vs. Cal State Fullerton (19-20), 11/26/2023
 Shot 90% from the foul line (min 10 att.) 950; vs. Cal State Fullerton (19-20), 11/26/2023
 Shot 90% from the foul line (min 20 att.) 950; vs. Cal State Fullerton (19-20), 11/26/2023

Made 20 or more 3-pointers Never Happened
 Made 15 or more 3-pointers 15; vs. Kennesaw State (15-29), 12/22/2021
 Made 10 or more 3-pointers 11; vs. North Dakota (11-32), 12/20/2023
 Made 0 3-pointers 0; vs. Jacksonville State (0-5), 12/18/2012
 Held Opponent to 0 3-pointers 0; Southeastern Louisiana, 11/22/2015
 Attempted 40 or more 3-pointers 41; vs. Nevada (9-41), 11/26/2020 \$
 Attempted 30 or more 3-pointers 30; South Carolina State (9-30), 12/29/2023
 Attempted 20 or more 3-pointers 30; South Carolina State (9-30), 12/29/2023
 Shot 75% from 3-point range (min. 10 att.) 750; vs. UT-Pan American (9-12), 12/2/2009 - \$
 Shot 60% from 3-point range (min. 10 att.) 650; at Penn State (13-20), 2/27/22
 Shot 50% from 3-point range (min. 10 att.) 538; at Iowa (14-26), 3/5/23
 Shot 50% from 3-point range (min. 20 att.) 538; at Iowa (14-26), 3/5/23

Had 60 or more rebounds 60; vs. Oral Roberts, 12/22/1999
 Had 50 or more rebounds 50; South Carolina State, 12/29/2023

Had 30 or more assists 35; vs. Northeastern Illinois, 12/21/1994
 Had 25 or more assists 25; vs. Doane, 12/17/2020
 Had 20 or more assists 22; South Carolina State, 12/29/2023
 Had 15 or more assists 22; South Carolina State, 12/29/2023

Had 20 or more steals 23; vs. Texas Tech, 3/4/1999 - \$
 Had 15 or more steals 16; South Carolina State, 12/29/2023
 Had 10 or more steals 16; South Carolina State, 12/29/2023

Had 15 or more blocked shots 15; vs. Coppin State, Dec. 6, 1996 - \$
 Had 10 or more blocked shots 14; at Northwestern, 1/2/2018

Had 30 or more turnovers 31; at Creighton, 12/11/2005
 Had 20 or more turnovers 20; South Carolina State, 12/29/2023
 Had 5 or less turnovers 2; vs. Duquesne, 11/22/2023 - #

Nebraska Player...

Had 20 or more points: 20; Juwan Gary vs. Michigan State, 12/10/2023
 Had 25 or more points: 25; Brice Williams vs. Oregon State, 11/18/2023
 Had 30 or more points: 30; Keisei Tominaga vs. Penn State, 2/5/2023
 Had 40 or more points: 41; Teddy Allen vs. Penn State, 2/23/2021
 Had 20 or more points in a half: 20; Lat Mayen vs. Rutgers (1st), 3/1/2021

Had No Player in Double Figures: vs. Ohio State, 1/21/2012
 Had Five Players with 10 or more points North Dakota, 12/20/2023
 Wilcher (16); Lawrence (14); Tominaga (14); Williams (12); Gary (12); Allick (10)
 Had Six Players with 10 or more points North Dakota, 12/20/2023
 Wilcher (16); Lawrence (14); Tominaga (14); Williams (12); Gary (12); Allick (10)
 Two Huskers with 20 or more points, same game: vs. Duquesne, 11/22/2023
 Keisei Tominaga (23), Juwan Gary (20)
 Two Huskers with 25 or more points, same game: vs. Western Illinois, 11/9/21
 Alonzo Verge Jr. (26), Bryce McGowens (25)
 Three Huskers with 20 or more points, same game: Iowa, 3/10/2019
 James Palmer Jr. (30), Glynn Watson Jr. (23), Isaiah Roby (23)
 Two Huskers with 30 or more points, same game: vs. Oregon, 11/25/1995
 Tyronn Lue (30) & Jaron Boone (30) - only time in school history

Had 10 or more rebounds: 12; Juwan Gary vs. North Dakota, 12/20/2023
 Had 15 or more rebounds: 18; Juwan Gary at Kansas State, 12/17/2023
 Had 20 or more rebounds: 21; Kimani Ffriend vs. Oral Roberts, 12/22/1999
 Had 25 or more rebounds: 26; Bill Johnson vs. Iowa State, 1/4/1954 - \$
 Two Huskers with 10 or more rebounds, same game: at Kansas State, 12/17/2023
 (Juwan Gary-18; Rienk Mast-12)
 Three Huskers with 10 or more rebounds, same game: vs. Texas Tech, 1/19/2000
 (Steffon Bradford 16; Kimani Ffriend 12; Louis Truscott 11)

Had 5 or more 3-pointers: 5; Jamarques Lawrence at Iowa (5-8), 3/5/2023
 Had 6 or more 3-pointers: 7; Kobe Webster at Northwestern (7-12), 3/7/2021
 Had 7 or more 3-pointers: 7; Kobe Webster at Northwestern (7-12), 3/7/2021
 Had 8 or more 3-pointers: 8; Cary Cochran, vs. Baylor (8-13), 2/27/2002 - \$

Had 5 or more assists: 6; Jarron Coleman South Carolina State, 12/29/2023
 Had 10 or more assists: 11; Alonzo Verge Jr. at Ohio State, 3/1/2022
 Had 15 or more assists: 15; Charles Richardson vs. Rutgers, 12/2/2006
 Had 18 or more assists: 18; Brian Carr, at Evansville, 1/3/1985 - \$

Had 5 or more blocked shots: 5; Isaiah Roby vs. Northwestern, 2/16/2019
 Had 6 or more blocked shots: 6; Isaiah Roby vs. Eastern Illinois, 11/11/2017
 Had 7 or more blocked shots: 7; John Turek vs. Colorado, 3/2/2005
 Had 9 or more blocked shots: 9; Mikki Moore vs. Coppin State, 12/6/1996 - \$
 Had 10 or more blocked shots: Never Happened

Had 5 or more steals: 5; Keisei Tominaga at Kansas State, 12/17/2023
 Had 6 or more steals: 6; Glynn Watson Jr. vs. Long Beach State, 11/26/2017
 Had 7 or more steals: 7; Brandon Richardson at Ohio State, 1/3/2012
 Had 8 or more steals: 8; Cookie Belcher vs. Oklahoma St., 2/7/2001 - \$
 Had 10 or more steals: Never Happened

Had Triple-Double (Points/Rebounds/Assists):
 10; Dalano Banton vs. Doane, 12/17/2020, 13/11/10
 Had Double-Double (Points/Assists): Alonzo Verge Jr. at NC State (25/11), 12/1/2021
 Had Double-Double (Points/Rebounds):.. Juwan Gary (12 pts./12 reb.), North Dakota, 12/20/2023
 Had Double-Double (Points/Steals): Never Happened
 Had Double-Double (Points/Blocks): Never Happened
 Had Two Players with Double-Doubles:
 Rienk Mast (19 pts./12 reb.) and Juwan Gary (13 pts./18 reb.) at K-State, 12/17/2023

\$ - School Record - # - Tied School record
 As of 12/30/2023

2023-24 GAME BY GAME															
Team	FG-FGA	Pct.	3FG-3FGA	Pct.	FT-FTA	Pct.	O-D	Reb.	PF	A	TO	B	S	Pts.	W/L
Lindenwood	22-68	.324	3-16	.188	5-9	.556	13-27	40	21	2	12	2	4	52	
at Nebraska	27-56	.482	11-30	.367	19-29	.655	8-36	44	12	19	9	7	5	84	W
Florida A&M	20-66	.303	4-20	.200	10-17	.588	11-24	35	26	10	14	3	8	54	
at Nebraska	23-56	.411	10-28	.357	25-36	.694	16-39	55	17	15	18	5	7	81	W
Rider	17-56	.304	6-25	.240	10-12	.833	7-27	34	18	8	11	5	10	50	
at Nebraska	19-57	.333	9-32	.281	17-22	.773	14-33	47	9	13	11	0	3	64	W
Stony Brook	25-66	.379	7-30	.233	6-10	.600	9-19	28	17	6	9	2	10	63	
at Nebraska	33-60	.500	8-26	.308	10-17	.588	12-33	45	13	19	14	1	3	84	W
Oregon State	19-54	.352	6-22	.273	19-21	.905	9-22	31	23	11	9	3	4	63	
vs. Nebraska	30-65	.462	8-24	.333	16-26	.615	17-27	44	18	16	6	3	3	84	W
Duquesne	28-63	.444	8-29	.276	15-17	.882	14-23	37	24	8	6	3	1	79	
at Nebraska	26-53	.491	9-24	.375	28-31	.903	7-22	29	13	18	2	2	1	89	W
Cal State Fullerton	28-67	.418	9-22	.409	7-9	.778	15-20	35	17	9	12	5	8	72	
at Nebraska	27-58	.466	12-30	.400	19-20	.950	11-25	36	9	18	9	3	3	85	W
No. 15 Creighton	32-69	.464	14-40	.350	11-13	.846	14-34	48	14	17	12	4	5	89	
at Nebraska	24-71	.338	2-22	.091	10-14	.714	14-23	37	10	6	8	1	7	60	L
at Minnesota	25-53	.472	8-25	.320	18-29	.621	13-19	32	9	18	16	7	10	76	
Nebraska	24-53	.453	5-18	.278	12-15	.800	10-22	32	21	15	18	1	7	65	L
Michigan State	27-61	.443	8-17	.471	8-9	.889	8-23	31	13	14	9	2	5	70	
at Nebraska	27-54	.500	10-23	.435	13-15	.867	5-26	31	11	16	9	4	5	77	W
at Kansas State	16-60	.267	4-30	.133	10-18	.556	13-27	40	11	11	12	9	6	46	
Nebraska	25-72	.347	11-31	.355	1-4	.250	22-35	57	17	14	14	4	7	62	W
North Dakota	26-67	.388	11-32	.344	12-17	.706	19-23	42	14	11	11	2	6	75	
at Nebraska	29-63	.460	11-32	.344	14-19	.737	13-25	38	11	14	9	0	7	82	W
South Carolina State	23-74	.311	5-23	.217	11-15	.733	13-27	40	21	9	19	3	9	62	
at Nebraska	29-61	.475	9-30	.300	24-32	.750	10-40	50	18	22	20	7	16	91	W

GAME BY GAME STARTERS							
Opponent	Date	Result	Guard	Guard	Guard/Forward	Forward	Forward
Lindenwood	11/6	W, 84-52	Lawrence	Wilcher	Williams	Allick	Mast
Florida A&M	11/9	W, 81-54	Lawrence	Wilcher	Williams	Allick	Mast
Rider	11/13	W, 64-50	Lawrence	Tominaga	Williams	Allick	Mast
Stony Brook	11/15	W, 84-63	Lawrence	Tominaga	Williams	Allick	Mast
vs. Oregon State	11/18	W, 84-63	Lawrence	Tominaga	Williams	Allick	Mast
Duquesne	11/22	W, 89-79	Lawrence	Tominaga	Williams	Allick	Mast
Cal State Fullerton	11/26	W, 85-72	Lawrence	Tominaga	Williams	Allick	Mast
Creighton	12/3	L, 60-89	Lawrence	Tominaga	Williams	Allick	Mast
at Minnesota	12/6	L, 65-76	Lawrence	Tominaga	Williams	Allick	Mast
Michigan State	12/10	W, 77-70	Lawrence	Tominaga	Williams	Gary	Mast
at Kansas State	12/17	W, 62-46	Lawrence	Tominaga	Williams	Gary	Mast
North Dakota	12/20	W, 82-75	Lawrence	Tominaga	Williams	Gary	Allick
South Carolina State	12/29	W, 91-62	Lawrence	Tominaga	Williams	Gary	Allick

2023-24 SUPERLATIVES

NEBRASKA TEAM GAME HIGHS

POINTS	91	SOUTH CAROLINA ST. (12/29/23)
	89	DUQUESNE (11/22/23)
FIELD GOALS MADE	33	STONY BROOK (11/15/23)
	30	vs Oregon St. (11/18/23)
FIELD GOAL ATTEMPTS	72	at Kansas St. (12/17/23)
	71	CREIGHTON (12/03/23)
FIELD GOAL PERCENTAGE	.550 (33-60)	STONY BROOK (11/15/23)
	.500 (27-54)	MICHIGAN ST. (12/10/23)
3 PT FIELD GOALS MADE	12	CAL ST. FULLERTON (11/26/23)
	11	NORTH DAKOTA (12/20/23)
	11	at Kansas St. (12/17/23)
	11	LINDENWOOD (11/06/23)
3 PT FG ATTEMPTS	32	NORTH DAKOTA (12/20/23)
	32	RIDER (11/13/23)
3 PT FG PERCENTAGE	.435 (10-23)	MICHIGAN ST. (12/10/23)
	.400 (12-30)	CAL ST. FULLERTON (11/26/23)
FREE THROWS MADE	28	DUQUESNE (11/22/23)
	25	FLORIDA A&M (11/09/23)
FREE THROW ATTEMPTS	36	FLORIDA A&M (11/09/23)
	32	SOUTH CAROLINA ST. (12/29/23)
FREE THROW PERCENTAGE	.950 (19-20)	CAL ST. FULLERTON (11/26/23)
	.903 (28-31)	DUQUESNE (11/22/23)
REBOUNDS	57	at Kansas St. (12/17/23)
	55	FLORIDA A&M (11/09/23)
ASSISTS	22	SOUTH CAROLINA ST. (12/29/23)
	19	STONY BROOK (11/15/23)
	19	LINDENWOOD (11/06/23)
STEALS	16	SOUTH CAROLINA ST. (12/29/23)
	8	vs Oregon St. (11/18/23)
BLOCKED SHOTS	7	SOUTH CAROLINA ST. (12/29/23)
	7	LINDENWOOD (11/06/23)
TURNOVERS	20	SOUTH CAROLINA ST. (12/29/23)
FOULS	21	at Minnesota (12/06/23)

OPPONENT TEAM GAME HIGHS

POINTS	89	CREIGHTON (12/03/23)
	79	DUQUESNE (11/22/23)
FIELD GOALS MADE	32	CREIGHTON (12/03/23)
	28	CAL ST. FULLERTON (11/26/23)
	28	DUQUESNE (11/22/23)
FIELD GOAL ATTEMPTS	74	SOUTH CAROLINA ST. (12/29/23)
	69	CREIGHTON (12/03/23)
FIELD GOAL PERCENTAGE	.472 (25-53)	at Minnesota (12/06/23)
	.464 (32-69)	CREIGHTON (12/03/23)
3 PT FIELD GOALS MADE	14	CREIGHTON (12/03/23)
	11	NORTH DAKOTA (12/20/23)
3 PT FG ATTEMPTS	40	CREIGHTON (12/03/23)
	32	NORTH DAKOTA (12/20/23)
3 PT FG PERCENTAGE	.471 (8-17)	MICHIGAN ST. (12/10/23)
	.409 (9-22)	CAL ST. FULLERTON (11/26/23)
FREE THROWS MADE	19	vs Oregon St. (11/18/23)
	18	at Minnesota (12/06/23)
FREE THROW ATTEMPTS	29	at Minnesota (12/06/23)
	21	vs Oregon St. (11/18/23)
FREE THROW PERCENTAGE	.905 (19-21)	vs Oregon St. (11/18/23)
	.889 (8-9)	MICHIGAN ST. (12/10/23)
REBOUNDS	48	CREIGHTON (12/03/23)
	42	NORTH DAKOTA (12/20/23)
ASSISTS	18	at Minnesota (12/06/23)
	17	CREIGHTON (12/03/23)
STEALS	10	at Minnesota (12/06/23)
	10	STONY BROOK (11/15/23)
	10	RIDER (11/13/23)
BLOCKED SHOTS	9	at Kansas St. (12/17/23)
	7	at Minnesota (12/06/23)
TURNOVERS	19	SOUTH CAROLINA ST. (12/29/23)
FOULS	26	FLORIDA A&M (11/09/23)

NEBRASKA TEAM GAME LOWS

POINTS	60	CREIGHTON (12/03/23)
	62	at Kansas St. (12/17/23)
FIELD GOALS MADE	19	RIDER (11/13/23)
	23	FLORIDA A&M (11/09/23)
FIELD GOAL ATTEMPTS	53	DUQUESNE (11/22/23)
	53	at Minnesota (12/06/23)
FIELD GOAL PERCENTAGE	.333 (19-57)	RIDER (11/13/23)
	.338 (24-71)	CREIGHTON (12/03/23)
3 PT FIELD GOALS MADE	2	CREIGHTON (12/03/23)
	5	at Minnesota (12/06/23)
3 PT FG ATTEMPTS	18	at Minnesota (12/06/23)
	22	CREIGHTON (12/03/23)
3 PT FG PERCENTAGE	.091 (2-22)	CREIGHTON (12/03/23)
	.278 (5-18)	at Minnesota (12/06/23)
FREE THROWS MADE	1	at Kansas St. (12/17/23)
	10	STONY BROOK (11/15/23)
	10	CREIGHTON (12/03/23)
FREE THROW ATTEMPTS	4	at Kansas St. (12/17/23)
	14	CREIGHTON (12/03/23)
FREE THROW PERCENTAGE	.250 (1-4)	at Kansas St. (12/17/23)
	.588 (10-17)	STONY BROOK (11/15/23)
REBOUNDS	29	DUQUESNE (11/22/23)
	31	MICHIGAN ST. (12/10/23)
ASSISTS	6	CREIGHTON (12/03/23)
	13	RIDER (11/13/23)
STEALS	1	DUQUESNE (11/22/23)
	3	RIDER (11/13/23)
	3	STONY BROOK (11/15/23)
	3	CAL ST. FULLERTON (11/26/23)
BLOCKED SHOTS	0	RIDER (11/13/23)
	0	NORTH DAKOTA (12/20/23)
TURNOVERS	2	DUQUESNE (11/22/23)
FOULS	9	RIDER (11/13/23)
	9	CAL ST. FULLERTON (11/26/23)

OPPONENT TEAM GAME LOWS

POINTS	46	at Kansas St. (12/17/23)
	50	RIDER (11/13/23)
FIELD GOALS MADE	16	at Kansas St. (12/17/23)
	17	RIDER (11/13/23)
FIELD GOAL ATTEMPTS	53	at Minnesota (12/06/23)
	54	vs Oregon St. (11/18/23)
FIELD GOAL PERCENTAGE	.267 (16-60)	at Kansas St. (12/17/23)
	.303 (20-66)	FLORIDA A&M (11/09/23)
3 PT FIELD GOALS MADE	3	LINDENWOOD (11/06/23)
	4	FLORIDA A&M (11/09/23)
	4	at Kansas St. (12/17/23)
3 PT FG ATTEMPTS	16	LINDENWOOD (11/06/23)
	17	MICHIGAN ST. (12/10/23)
3 PT FG PERCENTAGE	.133 (4-30)	at Kansas St. (12/17/23)
	.188 (3-16)	LINDENWOOD (11/06/23)
FREE THROWS MADE	5	LINDENWOOD (11/06/23)
	6	STONY BROOK (11/15/23)
FREE THROW ATTEMPTS	9	LINDENWOOD (11/06/23)
	9	CAL ST. FULLERTON (11/26/23)
	9	MICHIGAN ST. (12/10/23)
FREE THROW PERCENTAGE	.556 (5-9)	LINDENWOOD (11/06/23)
	.556 (10-18)	at Kansas St. (12/17/23)
REBOUNDS	28	STONY BROOK (11/15/23)
	31	vs Oregon St. (11/18/23)
	31	MICHIGAN ST. (12/10/23)
ASSISTS	2	LINDENWOOD (11/06/23)
	6	STONY BROOK (11/15/23)
STEALS	1	DUQUESNE (11/22/23)
	4	LINDENWOOD (11/06/23)
	4	vs Oregon St. (11/18/23)
BLOCKED SHOTS	2	LINDENWOOD (11/06/23)
	2	STONY BROOK (11/15/23)
	2	MICHIGAN ST. (12/10/23)
	2	NORTH DAKOTA (12/20/23)
TURNOVERS	6	DUQUESNE (11/22/23)
FOULS	9	at Minnesota (12/06/23)

2023-24 SUPERLATIVES

WON/LOSS MARGIN																					
	1	2	3	4	5	6	7	8	9	10	11	12	13	14	15	16	17	18	19	20	+20
Husker Wins	0	0	0	0	0	0	1	1	0	1	0	0	1	1	0	1	0	0	0	0	5
Husker Losses	0	0	0	0	0	0	0	0	0	0	1	0	0	0	0	0	0	0	0	0	1

2023-24 INDIVIDUAL GAME HIGHS		
Points	25	Brice Williams vs Oregon St. (11/18/23)
	23	Keisei Tominaga vs Duquesne (11/22/23)
Field Goals Made	9	Brice Williams vs Oregon St. (11/18/23)
	8	Rienk Mast at Kansas St. (12/17/23)
	8	Juwan Gary vs Michigan St. (12/10/23)
	8	Brice Williams at Minnesota (12/06/23)
	8	Keisei Tominaga vs Creighton (12/03/23)
	8	Rienk Mast vs Cal St. Fullerton (11/26/23)
	8	Juwan Gary vs Stony Brook (11/15/23)
Field Goal Att.	17	Brice Williams vs Oregon St. (11/18/23)
	16	Juwan Gary at Kansas St. (12/17/23)
	16	Brice Williams at Minnesota (12/06/23)
	16	Keisei Tominaga vs Creighton (12/03/23)
FG Pct (min 5 made)	1.000 (5-5)	Keisei Tominaga vs Cal St. Fullerton (11/26/23)
	.778 (7-9)	C.J. Wilcher vs South Carolina St. (12/29/23)
3-Point FG Made	4	C.J. Wilcher vs North Dakota (12/20/23)
3-Point FG Att.	11	Keisei Tominaga vs Rider (11/13/23)
	9	Keisei Tominaga at Kansas St. (12/17/23)
3-Pt FG Pct (min 2 made)	1.000 (3-3)	Rienk Mast vs Cal St. Fullerton (11/26/23)
	1.000 (3-3)	Keisei Tominaga vs Cal St. Fullerton (11/26/23)
Free Throws Made	9	Keisei Tominaga vs Duquesne (11/22/23)
	7	Brice Williams vs Florida A&M (11/09/23)
Free Throw Att.	10	Keisei Tominaga vs Duquesne (11/22/23)
	8	Eli Rice vs Florida A&M (11/09/23)
FT Pct (min 4 made)	1.000 (7-7)	Brice Williams vs Florida A&M (11/09/23)
	1.000 (6-6)	Rienk Mast vs Duquesne (11/22/23)
	1.000 (6-6)	Rienk Mast vs Florida A&M (11/09/23)
	1.000 (5-5)	Brice Williams vs South Carolina St. (12/29/23)
	1.000 (5-5)	Keisei Tominaga vs North Dakota (12/20/23)
Rebounds	18	Juwan Gary at Kansas St. (12/17/23)
	16	Rienk Mast vs Florida A&M (11/09/23)
Assists	6	Jarron Coleman vs South Carolina St. (12/29/23)
	6	Rienk Mast vs Michigan St. (12/10/23)
	6	Jamarques Lawrence vs Cal St. Fullerton (11/26/23)
Steals	5	Keisei Tominaga at Kansas St. (12/17/23)
	4	Sam Hoiberg vs Florida A&M (11/09/23)
Blocked Shots	4	Juwan Gary vs South Carolina St. (12/29/23)
	2	Brice Williams vs South Carolina St. (12/29/23)
	2	Brice Williams at Kansas St. (12/17/23)
	2	Juwan Gary vs Michigan St. (12/10/23)
	2	Brice Williams vs Cal St. Fullerton (11/26/23)
	2	Juwan Gary vs Oregon St. (11/18/23)
	2	C.J. Wilcher vs Lindenwood (11/06/23)
Turnovers	7	Jamarques Lawrence at Minnesota (12/06/23)
	6	Jarron Coleman vs South Carolina St. (12/29/23)
Fouls	5	Brice Williams at Minnesota (12/06/23)
Minutes	37	Rienk Mast at Kansas St. (12/17/23)
	36	Juwan Gary vs Michigan St. (12/10/23)
	35	Rienk Mast vs Michigan St. (12/10/23)

2023-24 OPPONENT INDIVIDUAL GAME HIGHS		
Points	30	Max Jones vs Cal St. Fullerton (11/26/23)
	25	Jordan Pope vs Oregon St. (11/18/23)
Field Goals Made	10	Max Jones vs Cal St. Fullerton (11/26/23)
	8	Tyree Ihenacho vs North Dakota (12/20/23)
	8	Baylor Scheierman vs Creighton (12/03/23)
	8	Jordan Pope vs Oregon St. (11/18/23)
Field Goal Att.	22	Baylor Scheierman vs Creighton (12/03/23)
	20	K'Jei Parker vs Florida A&M (11/09/23)
FG Pct (min 5 made)	.833 (5-6)	Pharrel Payne at Minnesota (12/06/23)
	.750 (6-8)	Joshua Ola-Joseph at Minnesota (12/06/23)
3-Point FG Made	6	Baylor Scheierman vs Creighton (12/03/23)
	5	Tyree Ihenacho vs North Dakota (12/20/23)
	5	Max Jones vs Cal St. Fullerton (11/26/23)
3-Point FG Att.	19	Baylor Scheierman vs Creighton (12/03/23)
	10	Treysen Eaglestaff vs North Dakota (12/20/23)
	10	Taylor Perry at Kansas St. (12/17/23)
3-Pt FG Pct (min 2 made)	1.000 (2-2)	Mason Miller vs Creighton (12/03/23)
	.714 (5-7)	Max Jones vs Cal St. Fullerton (11/26/23)
Free Throws Made	9	Dae Dae Grant vs Duquesne (11/22/23)
	7	Malik Hall vs Michigan St. (12/10/23)
Free Throw Att.	7	Tyler Bilodeau vs Oregon St. (11/18/23)
	10	Elijah Hawkins at Minnesota (12/06/23)
	9	B.J. Omot vs North Dakota (12/20/23)
	9	Dae Dae Grant vs Duquesne (11/22/23)
FT Pct (min 4 made)	1.000 (9-9)	Dae Dae Grant vs Duquesne (11/22/23)
	1.000 (7-7)	Malik Hall vs Michigan St. (12/10/23)
	1.000 (7-7)	Tyler Bilodeau vs Oregon St. (11/18/23)
	1.000 (6-6)	Jordan Pope vs Oregon St. (11/18/23)
	1.000 (4-4)	Jimmy Clark III vs Duquesne (11/22/23)
	1.000 (4-4)	Keenon Cole vs Lindenwood (11/06/23)
Rebounds	12	Ryan Kalkbrenner vs Creighton (12/03/23)
	10	Baylor Scheierman vs Creighton (12/03/23)
Assists	11	Elijah Hawkins at Minnesota (12/06/23)
	6	Taylor Perry at Kansas St. (12/17/23)
Steals	5	Mike Mitchell Jr. at Minnesota (12/06/23)
	4	Max Jones vs Cal St. Fullerton (11/26/23)
Blocked Shots	4	Will McNair Jr. at Kansas St. (12/17/23)
	3	Cam Carter at Kansas St. (12/17/23)
	3	Ryan Kalkbrenner vs Creighton (12/03/23)
	3	JT Langston Jr. vs Rider (11/13/23)
Turnovers	4	Mitchell Taylor vs South Carolina St. (12/29/23)
	4	Michael Teal vs South Carolina St. (12/29/23)
	4	Elijah Hawkins at Minnesota (12/06/23)
	4	Corey McKeithan vs Rider (11/13/23)
Fouls	5	Jimmy Clark III vs Duquesne (11/22/23)
	5	David Dixon vs Duquesne (11/22/23)
	5	Justin Rochelin vs Oregon St. (11/18/23)
	5	Mervin James vs Rider (11/13/23)
	5	Shannon Grant vs Florida A&M (11/09/23)
	5	Chase Barrs vs Florida A&M (11/09/23)

2023-24 HUSKER LINEUPS		
No.	Starting Lineup	Record
1.	Allick, Lawrence, Mast, Wilcher, Williams	2-0
2.	Allick, Lawrence, Mast, Tominaga, Williams	5-2
3.	Gary, Lawrence, Mast, Tominaga, Williams	2-0
4.	Allick, Gary, Lawrence, Tominaga, Williams	2-0

2023-24 GAME RECAPS

(-----Nebraska Individual Leaders-----)								
Date	Opponent	Result	Record (B1G)	Attend.	Points	Rebounds	Assists	Steals
11/6	Lindenwood	W, 84-52	1-0 (0-0)	13,478	Hoiberg (15)	Allick (8)	Coleman (4)	Allick (2)
11/9	Florida A&M	W, 81-54	2-0 (0-0)	13,766	Mast (20)	Mast (16)	Lawrence (4)	Hoiberg (4)
11/13	Rider	W, 64-50	3-0 (0-0)	13,478	Wilcher (13)	Mast (13)	Williams (3)	Lawrence (2)
11/15	Stony Brook	W, 84-63	4-0 (0-0)	13,614	Gary (19)	Williams (9)	Mast (5)	Tominaga (2)
11/18	vs. Oregon State	W, 84-63	5-0 (0-0)	2,938	Williams (25)	Mast (13)	Lawrence (3)	Allick, Williams, Tominaga (2)
11/22	Duquesne	W, 89-70	6-0 (0-0)	14,426	Tominaga (24)	Allick (7)	Allick (5)	Wilcher (1)
11/26	Cal State Fullerton	W, 85-72	7-0 (0-0)	14,171	Mast (19)	Mast (9)	Lawrence (5)	Gary (2)
12/3	No. 15 Creighton	L, 60-89	7-1 (0-0)	15,838	Tominaga (20)	Mast, Williams (7)	Williams, Lawrence (2)	Gary (3)
12/6	at Minnesota *	L, 65-76	7-2 (0-1)	6,899	Williams (18)	Lawrence (7)	Williams (4)	Williams (3)
12/10	Michigan State *	W, 77-70	8-2 (1-1)	14,585	Gary (20)	Mast (14)	Mast (6)	Gary (3)
12/17	at Kansas State	W, 62-46	9-2 (1-1)	10,206	Mast (19)	Gary (18)	Tominaga (4)	Tominaga (5)
12/20	North Dakota	W, 82-75	10-2 (1-1)	13,387	Wilcher (16)	Gary (12)	Williams, Lawrence (3)	Gary (2)
12/29	South Carolina State	W, 91-62	11-2 (1-1)	14,987	Wilcher (18)	Allick, Williams, Hoiberg (6)	Coleman (6)	Tominaga, Wilcher (3)

THE LAST TIME...

Nebraska...	A Nebraska Opponent...
Scored 100 or more points.....100; at NC State, 12/1/21	102; Michigan, 12/7/21
Scored 90 or more points.....91, South Carolina State, 12/29/23	92; at Michigan, 2/9/23
Scored 41 to 50 points.....50; Illinois, 1/10/23	46, at Kansas State, 12/17/23
Scored 40 or fewer points.....38; at Oregon, 12/15/12	38; Southwest Minnesota State, 12/28/18
Shot 70% from the field......723; vs. UNC Wilmington 12/5/97 (34-47)	.723; Kansas, 2/2/85 (34-47)
Shot 60% from the field......616; vs. Boston College, 11/30/22 (32-52)	.630; Michigan, 3/5/17 (34-54)
Shot 90% from the free throw line (Min 10 attempts)......909; vs. Southwest Minnesota State, 12/28/18 (10-11)	.905; vs. Oregon State, 11/18/23 (19-21)
Made 10, 3-Point Field Goals.....11; North Dakota, 12/29/2023 (11-32)	11, North Dakota, 12/20/23 (11-32)
Had 60 rebounds.....60; vs. Oral Roberts, 12/22/99	70; at NC State, 12/1/21
Had 50 rebounds.....50; South Carolina State, 12/29/23	52; at St. John's, 11/17/22
Had 30 assists.....35, vs. Northeastern Illinois, 12/21/94	32; at Minnesota, 3/8/20
Had 15 steals.....16, South Carolina State, 12/29/23	16; at Creighton, 12/11/2020
Had 10 blocked shots.....14; at Northwestern, 1/2/18	11; at NC State, 12/1/21
Had 10 or fewer turnovers.....9; North Dakota, 12/20/23	9; Michigan State, 12/10/23
Had 20 or more turnovers.....20; South Carolina State, 12/29/23	21; Kennesaw State, 12/22/21
Had three players with 20 points.....vs. Iowa, 3/10/19	Michigan, 1/14/17
.....(Palmer Jr. 27; Watson Jr. 23; Roby 23)	(Wagner 23, Irvin 21, Walton 20)
Had three players with 10 rebounds.....vs. Texas Tech, 1/19/00	at Kansas, 1/9/02
.....(Bradford 16, Ffriend 12, Truscott 11)	(Collison 13, Gooden 12, Simien 10)
Had five players reach double-figure points.....vs. North Dakota, 12/20/23	at Minnesota, 12/6/23
.....(Wilcher-16; Lawrence-14; Tominaga-14; Gary-12; Williams-12; Allick-10)	(Ola-Joseph-15; Carrington-13; Payne-12, Mitchell-12; Hawkins-12)
Had a player score 40 points.....41; Teddy Allen vs. Penn State 2/23/21	41; Marcus Carr, Minnesota, 2/27/21
Had a player score 30 points.....30; Keisei Tominaga vs. Penn State, 2/5/23	30; Max Jones, Cal State Fullerton, 11/26/23
Had a player grab 15 rebounds.....18; Juwan Gary at Kansas State, 12/17/2023	16; Julian Reece, Maryland, 2/19/23
Had a player dish out 10 assists.....12; Alonzo Verge Jr. at Ohio State, 3/1/22	11; Elijah Hawkins, at Minnesota, 12/6/23
Had a player collect five steals.....5; Keisei Tominaga at Kansas State, 12/17/2023	6; Jamhir Young, at Maryland, 1/28/23
Had a player block five shots.....5; Isaiah Roby vs. Maryland, 2/6/18	7; Zach Edey, Purdue, 12/10/2022
Had a player with a triple double.....13 pt/11 reb/10 asst.; Dalano Banton vs. Doane, 12/17/20	12 pt/11 reb./10 asst.; Trayce Jackson-Davis, Indiana, 12/7/22

SPECIALITY STATS

MISC. REVIEW

Nebraska Record When:	All (W)	All (L)	H (W)	H (L)	A (W)	A (L)	Rebounds are Even	1	1	1	0	0	1
Ahead at Halftime	7	1	6	1	1	0	Committing More TOs than Opp	4	1	3	0	1	1
Behind at Halftime	4	1	3	1	1	0	Committing Fewer TOs than Opp	5	1	4	1	1	0
Tied at Halftime	0	0	0	0	0	0	Turnovers are Even	2	0	2	0	0	0
Bench Outscores Opponent's	8	0	7	0	1	0	Leading with 5:00 left	10	0	8	0	2	0
Opponent Bench Outscores NU	2	2	1	2	1	0	Trailing with 5:00 left	1	2	1	1	0	1
Bench scoring is even	1	0	1	0	0	0	Tied with 5:00 left	0	0	0	0	0	0
Shooting 50% or Better	2	0	2	0	0	0	In Overtime	0	0	0	0	0	0
Shooting Under 50%	9	2	7	2	2	0	Scoring 80 or more points	8	0	7	0	1	0
Opp. Shoots 50% or Better	0	0	0	0	0	0	Scoring 61 to 79 points	3	1	2	1	1	0
Opp. Shoots Under 50%	11	2	9	2	2	0	Scoring 60 or fewer points	0	1	0	1	0	0
Outshooting Opponent (pct.)	11	0	9	0	2	0	Allowing 80 or more points	0	1	0	1	0	0
Outshot by Opponent (pct.)	0	2	0	1	0	1	Allowing 61 to 79 points	7	1	6	0	1	1
Shooting is even	0	0	0	0	0	0	Allowing 60 or fewer points	4	0	3	0	1	0
Outrebounding Opponent	8	0	6	0	2	0							
Outrebounded by Opponent	2	1	2	1	0	0							

MISC. TOTALS

Biggest margin of victory	32, Lindenwood (11/6)	Largest halftime lead surrendered in loss	15, at Minnesota (12/6)
Biggest margin of defeat	29, Creighton (12/3)	Largest lead at any time	49, South Carolina State (12/29)
Largest deficit overcome in win.....	14, North Dakota (12/20)	Largest deficit at any time	31, Creighton (12/3)
Largest halftime deficit overcome in win	10; North Dakota (12/20)	Largest runs without opponent scoring	20 vs. Oregon State (9:26-2:51, 1st)
Largest lead surrendered in loss.....	17, at Minnesota (12/6)	Largest opponent run without NU scoring.....	13 at Minnesota (15:57-12:23, 2nd)

SPECIALITY STATS

Opponent	NU-Opp Paint	NU-Opp off TO	NU-Opp 2nd Ch.	NU-Opp Bench	Largest Lead	Largest Deficit	Tip	1st Sub(s)
Lindenwood	32-32	8-4	11-9	27-21	36 (2nd, 5:34)	2 (1st, 19:36)	L	Hoiberg
Florida A&M	24-26	11-9	18-9	30-24	29 (2nd, 12:39)	1 (1st, 15:38)	L	Hoiberg, Coleman, Rice
Rider	18-16	9-4	13-10	26-14	17 (2nd, 1:44)	-	W	Hoiberg, Coleman
Stony Brook	42-18	7-19	12-9	29-14	23 (2nd, 1:47)	2 (1st, 17:59)	W	Gary
vs. Oregon State	38-16	14-5	22-6	25-17	31 (2nd, 14:06)	6 (1st, 18:12)	L	Gary
Duquesne	32-34	7-3	8-16	27-19	17 (2nd, 6:57)	6 (1st, 12:37)	L	Wilcher, Hoiberg, Gary, Coleman
Cal State Fullerton	28-32	11-7	8-14	18-18	19 (2nd, 4:51)	3 (1st, 18:43)	L	Coleman
Creighton	34-36	13-5	10-16	18-20	3 (1st, 14:56)	31 (2nd, 1:44)	L	Gary
at Minnesota	32-24	21-24	8-14	20-27	17 (1st, 1:13)	11 (2nd, 0:32)	L	Wilcher, Gary
Michigan State	30-28	8-4	4-8	18-9	7 (2nd, 0:25)	7 (1st, 12:19)	L	Wilcher, Hoiberg
at Kansas State	28-22	8-4	16-12	9-11	19 (2nd, 4:22)	6 (1st, 3:12)	L	Allick
North Dakota	30-28	20-7	17-15	21-28	10 (2nd, 0:46)	14 (2nd, 19:16)	W	Wilcher
South Carolina State	34-26	19-13	8-9	47-46	49 (2nd, 8:39)	-	W	Hoiberg



2023-24 HONORS

C.J. WILCHER

JUNIOR • GUARD • 6-5 • 214 • PLAINFIELD, N.J. • ROSELLE CATHOLIC

- Experienced guard who can either start or come off the bench and has over 100 3-pointers in his Husker career
- Is one of the Huskers' leaders and has played every game since arriving at Nebraska in 2021-22
- Has five double-figures efforts this season and comes an 18-point effort on 7-of-9 shooting against South Carolina State while adding three steals
- Totaled 16 points, including a season-high four 3-pointers, and added four rebounds vs. North Dakota on Dec. 20
- Had 10 points on 3-of-5 shooting in the win over Michigan State
- Finished with nine points, three rebounds and two assists at Minnesota
- Totaled 13 points and five rebounds in the win over Rider and 13 points against Lindenwood
- Played in all 32 games, including 24 starts, in 2022-23 and averaged 8.0 points per game while ranking second on the team with 42 3-pointers
- Totaled 10 double-figure efforts as a sophomore, including a career-high 22 points at No. 14 Indiana on Dec. 7, 2022
- Played in all 32 games in 2021-22, averaging 8.1 points and 2.3 rebounds per game as the Huskers' sixth man
- Paced NU in 3-pointers (52) and 3-point percentage (.406), while he also shot 43 percent from long range in Big Ten play
- Spent the 2020-21 season at Xavier, playing in 15 games and averaging 3.3 points and 1.1 rebounds per game
- Was a four-star recruit who ranked No. 81 by ESPN in the class of 2021
- Playing for Dave Boff at Roselle Catholic, averaging 18.8 points, 4.5 rebounds and 2.8 assists per game to earn first-team all-state honors
- Younger brother (Simeon) is a freshman guard at St. John's in 2023-24

MISC. STATS

Category	2023-24	Career*
10+ Points	5	29
20+ Points	0	2
30+ Points	0	0
40+ Points	0	0
Double-Doubles	0	0
10+ Rebounds	0	0
10+ Assists	0	0
Led NU in Scoring	3	7
Led NU in Reb.	0	0
Led NU in Assists	0	1

*Includes Xavier

SEASON/CAREER HIGHS

Points	
Season:	18, South Carolina State (12/29/23)
College Career:	22, at Indiana (12/7/22)
Rebounds	
Season:	5, Rider (11/13/23)
College Career:	6, Three times (last, 2/25/23)
Field Goals	
Season:	7, South Carolina State (12/29/23)
College Career:	8, vs. Omaha (11/10/22)
3-Point Field Goals	
Season:	4, North Dakota (12/20/23)
College Career:	5, at Rutgers (2/14/23)
Free Throws	
Season:	3, Lindenwood (11/6/23)
College Career:	6, at Indiana (12/7/22)
Free Throw Attempts	
Season:	4, Lindenwood (11/6/23)
College Career:	6, at Indiana (12/7/22)
Assists	
Season:	2, Three times (last, 12/6/23)
College Career:	4, Three times (last, 2/14/23)
Steals	
Season:	3, South Carolina State (12/29/23)
College Career:	3, Two times (last, 12/29/23)
Blocks	
Season:	2, Lindenwood (11/6/23)
College Career:	2, Two times (last, 11/6/23)
Minutes Played	
Season:	23, Rider (11/13/23)
College Career:	38, Two times (last, 1/7/23)

CAREER STATS

2023-24																				
				Field Goals		3-Point		F-Throws		Rebounds								Scoring		
SEASON	TEAM	GP-GS	MIN/AVG	FG-FGA	FG%	3FG-3FGA	3FG%	FT-FTA	FT%	OFF	DEF	TOT	AVG	PF-FO	A	TO	BLK	STL	PTS	AVG
2020-21	XU	15-1	151/10.1	18-45	.400	10-29	.345	4-4	1.000	7	9	16	1.1	11-0	5	7	1	5	50	3.3
2021-22	Nebr	32-2	791/24.7	92-199	.462	52-128	.406	22-35	.629	17	56	73	2.3	42-1	26	31	3	25	258	8.1
2022-23	Nebr	32-24	870/27.2	95-238	.399	42-134	.313	23-36	.639	17	61	78	2.4	52-1	44	47	6	18	255	8.0
2023-24	Nebr	13-2	218/16.8	36-73	.493	17-44	.386	12-14	.857	9	17	26	2.0	12-0	12	8	4	6	101	7.8
TOTAL FOR Nebr		77-28	1879/24.4	223-510	.437	111-306	.363	57-85	.671	43	134	177	2.3	106-2	82	86	13	49	614	8.0
TOTAL		92-29	2031/22.1	241-555	.434	121-335	.361	61-89	.685	50	143	193	2.1	117-2	87	93	14	54	664	7.2

2023-24 GAME BY GAME

Opponent	Date	GS	MIN	Total		3-Pointers		Free throws		Rebounds				PF A TO BLK STL				PTS		AVG
				FG-FGA	PCT	3FG-3FGA	PCT	FT-FTA	PCT	OFF	DEF	TOT	AVG	PF	A	TO	BLK	STL	PTS	
Lindenwood	11/06/2023	*	22:08	4-8	.500	2-5	.400	3-4	.750	0	1	1	1.0	0	2	0	2	0	13	13.0
Florida A&M	11/09/2023	*	19:51	2-6	.333	1-4	.250	1-2	.500	0	1	1	1.0	4	2	0	1	0	6	9.5
Rider	11/13/2023		22:51	4-8	.500	3-5	.600	2-2	1.000	4	1	5	2.3	2	1	3	0	0	13	10.7
Stony Brook	11/15/2023		14:23	1-3	.333	0-2	.000	0-0	.000	0	0	0	1.8	0	0	0	0	1	2	8.5
vs Oregon St.	11/18/2023		12:44	1-2	.500	1-2	.500	0-0	.000	0	0	0	1.4	0	1	0	0	0	3	7.4
Duquesne	11/22/2023		16:17	1-2	.500	0-1	.000	0-0	.000	0	2	2	1.5	1	1	0	0	1	2	6.5
Cal St. Fullerton	11/26/2023		16:37	2-6	.333	1-5	.200	0-0	.000	1	2	3	1.7	1	1	0	0	0	5	6.3
Creighton	12/03/2023		14:56	2-4	.500	0-2	.000	0-0	.000	0	0	0	1.5	0	0	0	0	0	4	6.0
at Minnesota	12/06/2023		18:07	3-6	.500	1-2	.500	2-2	1.000	1	2	3	1.7	2	2	1	0	0	9	6.3
Michigan St.	12/10/2023		15:00	3-5	.600	2-4	.500	2-2	1.000	1	1	2	1.7	0	1	0	0	0	10	6.7
at Kansas St.	12/17/2023		08:15	0-4	.000	0-2	.000	0-0	.000	1	2	3	1.8	1	0	1	1	0	0	6.1
North Dakota	12/20/2023		18:22	6-10	.600	4-6	.667	0-0	.000	1	3	4	2.0	1	1	1	0	1	16	6.9
South Carolina St.	12/29/2023		18:31	7-9	.778	2-4	.500	2-2	1.000	0	2	2	2.0	0	0	2	0	3	18	7.8
Totals		2	218:01	36-73	.493	17-44	.386	12-14	.857	9	17	26	2.0	12	12	8	4	6	101	7.8

Player Averages

Games Played	Minutes/game	Points/game	FG Pct	3FG Pct	FT Pct	Rebounds/game	Assists/game	Turnovers/game	Assist/Turnover ratio	Steals/game	Blocks/game
13	16.8	7.8	49.3	38.6	85.7	2.0	0.9	0.6	1.5	0.5	0.3



2023-24 HONORS

SAM HOIBERG

SOPHOMORE • GUARD • 6-0 • 183 • LINCOLN, NEB. • PIUS X

- Savvy guard who brings a spark off the bench and can play either guard spot
- Set career bests in rebounds (seven) and assists (three) while adding five points in 16 minutes against South Dakota State
- Keyed a first-half run with five points and added two assists and two boards vs. North Dakota
- Finished with five points, three rebounds and two assists in the win over Michigan State
- Matched his then-season high with five rebounds vs. No. 15 Creighton
- Topped NU against Lindenwood in the season opener, matching his career high with 15 points, along with five rebounds and two assists
- Played in 21 contests, including one start, in 2022-23 and was one of NU's top guards off the bench as he averaged 4.1 points per game on 55 percent shooting
- Provided an offensive spark down the stretch, averaging 6.6 ppg on 58 percent shooting and 2.9 rpg over the final 12 contests of 2022-23
- Poured in a career-high 15 points on 6-of-8 shooting in 26 minutes at Maryland on Jan. 27, 2023
- Garnered honorable-mention all-state honors as a senior, averaging 14.9 points, 4.2 rebounds and 3.8 assists at Lincoln Pius X High School in 2020-21, helping the school to an 18-4 record and a berth in the Class A (largest class) state tournament
- Sports and Media Communications major who hosts his own weekly radio show
- Is the son of NU Head Coach Fred Hoiberg, who played collegiately at Iowa State and in the NBA for a decade, while his oldest brother, Jack, played at both Michigan State (2017-21) and Texas Arlington (2021-22) and works in the San Antonio Spurs organization in the video department

MISC. STATS

Category	2023-24	Career
10+ Points	1	3
20+ Points	0	0
30+ Points	0	0
40+ Points	0	0
Double-Doubles	0	0
10+ Rebounds	0	0
10+ Assists	0	0
Led NU in Scoring	1	1
Led NU in Reb.	1	2
Led NU in Assists	0	0

SEASON/CAREER HIGHS

Points		
Season:	15, Lindenwood (11/6/23)	
College Career:	15, Two times (1/28/23)	
Rebounds		
Season:	7, South Carolina State (12/29/23)	
College Career:	Same	
Field Goals		
Season:	5, Lindenwood (11/6/23)	
College Career:	6, at Maryland (1/28/23)	
3-Point Field Goals		
Season:	2, Lindenwood (11/6/23)	
College Career:	3, at Maryland (1/28/23)	
Free Throws		
Season:	3, Lindenwood (11/6/23)	
College Career:	5, Two times (last, 2/28/23)	
Free Throw Attempts		
Season:	5, Lindenwood (11/6/23)	
College Career:	6, Michigan State (2/28/23)	
Assists		
Season:	3, South Carolina State (12/29/23)	
College Career:	Same	
Steals		
Season:	4, Florida A&M (11/9/23)	
College Career:	Same	
Blocks		
Season:	1, Two times (last, 11/22/23)	
College Career:	1, Three times (last, 11/22/23)	
Minutes Played		
Season:	25, Two times (last, 12/17/23)	
College Career:	37, Maryland (2/19/23)	

CAREER STATS

				Field Goals		3-Point		F-Throws		Rebounds									Scoring	
SEASON	TEAM	GP-GS	MIN/AVG	FG-FGA	FG%	3FG-3FGA	3FG%	FT-FTA	FT%	OFF	DEF	TOT	AVG	PF-FO	A	TO	BLK	STL	PTS	AVG
2022-23	Nebr	21-1	267/12.7	27-49	.551	9-22	.409	23-28	.821	8	30	38	1.8	19-0	7	8	1	13	86	4.1
2023-24	Nebr	13-0	227/17.4	18-44	.409	9-23	.391	8-14	.571	8	26	34	2.6	22-0	17	10	2	12	53	4.1
TOTAL		34-1	494/14.5	45-93	.484	18-45	.400	31-42	.738	16	56	72	2.1	41-0	24	18	3	25	139	4.1

2023-24 GAME BY GAME

Opponent	Date	GS	MIN	Total		3-Pointers		Free throws		Rebounds				PF	A	TO	BLK	STL	PTS	AVG
				FG-FA	PCT	3FG-3FA	PCT	FT-FTA	PCT	OFF	DEF	TOT	AVG							
Lindenwood	11/06/2023		25:14	5-7	.714	2-4	.500	3-5	.600	0	5	5	5.0	1	2	0	1	1	15	15.0
Florida A&M	11/09/2023		22:37	1-3	.333	1-3	.333	0-0	.000	1	2	3	4.0	1	1	2	0	4	3	9.0
Rider	11/13/2023		22:04	2-4	.500	1-3	.333	2-2	1.000	2	2	4	4.0	2	1	1	0	0	7	8.3
Stony Brook	11/15/2023		12:41	1-2	.500	0-1	.000	0-0	.000	0	0	0	3.0	3	1	1	0	0	2	6.8
vs Oregon St.	11/18/2023		11:48	2-4	.500	1-3	.333	0-1	.000	0	0	0	2.4	3	0	1	0	0	5	6.4
Duquesne	11/22/2023		14:43	1-3	.333	1-1	1.000	0-0	.000	0	0	0	2.0	0	0	0	1	0	3	5.8
Cal St. Fullerton	11/26/2023		15:20	0-1	.000	0-0	.000	0-0	.000	0	2	2	2.0	3	1	0	0	0	0	5.0
Creighton	12/03/2023		11:12	0-3	.000	0-0	.000	0-2	.000	2	3	5	2.4	0	0	0	0	1	0	4.4
at Minnesota	12/06/2023		08:28	0-0	.000	0-0	.000	0-0	.000	0	0	0	2.1	0	2	0	0	0	0	3.9
Michigan St.	12/10/2023		16:38	1-4	.250	1-2	.500	2-2	1.000	0	3	3	2.2	1	2	0	0	1	5	4.0
at Kansas St.	12/17/2023		25:33	1-3	.333	1-2	.500	0-0	.000	0	3	3	2.3	1	2	0	0	2	3	3.9
North Dakota	12/20/2023		23:46	2-4	.500	1-2	.500	0-0	.000	0	2	2	2.3	4	2	3	0	1	5	4.0
South Carolina St.	12/29/2023		16:34	2-6	.333	0-2	.000	1-2	.500	3	4	7	2.6	3	3	2	0	2	5	4.1
Totals			0 226:38	18-44	.409	9-23	.391	8-14	.571	8	26	34	2.6	22	17	10	2	12	53	4.1

Player Averages

Games Played	Minutes/ game	Points/ game	FG Pct	3FG Pct	FT Pct	Rebounds/ game	Assists/ game	Turnovers/ game	Assist/Turnover ratio	Steals/ game	Blocks/ game
13	17.4	4.1	40.9	39.1	57.1	2.6	1.3	0.8	1.7	0.9	0.2



2023-24 HONORS

BRICE WILLIAMS

JUNIOR • GUARD • 6-7 • 213 • HUNTERVILLE, N.C. • CHARLOTTE

- Three-level scorer who is a career 39 percent shooter from 3-point range and possesses the ability and wingspan to guard several positions
- Has been in double figures 11 times, including a season-high 25-point effort in the win over Oregon State
- Tallied 16 points and seven rebounds in 20 minutes against South Carolina State
- Nearly posted a double-double at Kansas State with 10 points and nine rebounds
- Scored all 14 of his points in the second half against Michigan State, including a go-ahead 3-pointer with 2:10 remaining.
- Finished with 18 points, six boards and four assists before fouling out at Minnesota
- Scored 16 of his 17 points in the second half and added a season-high nine rebounds against Stony Brook
- Returned from a knee injury to earn second-team All-Conference USA honors in 2022-23, averaging 13.8 points and 5.8 rebounds per game while shooting almost 40 percent from 3-point range.
- MVP of the 2023 College Basketball Invitational, averaging 16.3 points, 7.8 rebounds and 3.0 assists per game and posting two double-doubles in four games
- Two-time C-USA Player of the Week who earned USBWA National Player of the Week after averaging 31.0 points on 78 percent shooting, 5.5 rebounds and 1.5 assists per game
- Was a second-team Charlotte Observer All-Mecklenburg County pick after averaging 21.2 points and 5.3 rebounds per game at Hopewell High School
- Graduated from Charlotte with a degree in mass communications in July of 2023 and is in NU's graduate program
- His father (Henry) is Charlotte's all-time leading scorer with 2,383 points and was a second-round pick of the San Antonio Spurs in 1992 before playing in Europe for a decade

MISC. STATS

Category	2023-24	Career*
10+ Points	11	50
20+ Points	1	13
30+ Points	0	2
40+ Points	0	0
Double-Doubles	0	4
10+ Rebounds	0	4
10+ Assists	0	0
Led NU in Scoring	2	2
Led NU in Reb.	3	3
Led NU in Assists	4	4

*Includes Charlotte

SEASON/CAREER HIGHS

Points	
Season:	25, vs. Oregon State (11/18/23)
College Career:	32, UAB (3/4/23)
Rebounds	
Season:	9, Two times (last, 12/17/23)
College Career:	13, Rice (2/25/23)
Field Goals	
Season:	9, vs. Oregon State (11/18/23)
College Career:	12, UAB (3/4/23)
3-Point Field Goals	
Season:	3, vs. Oregon State (11/18/23)
College Career:	4, vs. Milwaukee (3/20/23)
Free Throws	
Season:	7, Florida A&M (11/9/23)
College Career:	11, Middle Tenn. St. (12/29/22)
Free Throw Attempts	
Season:	7, Florida A&M (11/9/23)
College Career:	14, Louisiana Tech (12/31/22)
Assists	
Season:	4, Two times (last, 12/6/23)
College Career:	4, Three times (last, 12/6/23)
Steals	
Season:	3, at Minnesota (12/6/23)
College Career:	3, Three times (last, 12/6/23)
Blocks	
Season:	2, Three times (last, 12/29/23)
College Career:	3, Two times (last, 3/20/23)
Minutes Played	
Season:	32, at Kansas State (12/17/23)
College Career:	46, UAB (3/4/23)

CAREER STATS

				Field Goals		3-Point		F-Throws		Rebounds								Scoring		
SEASON	TEAM	GP-GS	MIN/AVG	FG-FGA	FG%	3FG-3FGA	3FG%	FT-FTA	FT%	OFF	DEF	TOT	AVG	PF-FO	A	TO	BLK	STL	PTS	AVG
2019-20	CLT	27-0	244/9.0	23-62	.371	9-30	.300	8-12	.667	5	35	40	1.5	18-0	4	11	7	6	63	2.3
2020-21	CLT	25-14	738/29.5	86-182	.473	31-72	.431	40-57	.702	20	79	99	4.0	54-0	25	27	11	19	243	9.7
2022-23	CLT	36-13	976/27.1	170-355	.479	58-146	.397	97-115	.843	28	162	190	5.3	48-1	43	46	13	20	495	13.8
2023-24	Nebr	13-13	349/26.9	58-131	.443	18-52	.346	44-50	.880	16	53	69	5.3	29-1	29	21	11	8	178	13.7
TOTAL FOR Nebr		13-13	349/26.9	58-131	.443	18-52	.346	44-50	.880	16	53	69	5.3	29-1	29	21	11	8	178	13.7
TOTAL		101-40	2308/22.8	337-730	.462	116-300	.387	189-234	.808	69	329	398	3.9	149-2	101	105	42	53	979	9.7

2023-24 GAME BY GAME

Opponent	Date	GS	MIN	Total		3-Pointers		Free throws		Rebounds				PF	A	TO	BLK	STL	PTS	AVG	
				FG-FGA	PCT	3FG-3FGA	PCT	FT-FTA	PCT	OFF	DEF	TOT	AVG								
Lindenwood	11/06/2023	*	23:15	4-11	.364	2-6	.333	3-4	.750	0	1	1	1.0	1	2	1	1	0	13	13.0	
Florida A&M	11/09/2023	*	22:19	3-9	.333	2-4	.500	7-7	1.000	2	4	6	3.5	3	2	1	1	0	15	14.0	
Rider	11/13/2023	*	28:01	1-6	.167	1-3	.333	4-5	.800	0	8	8	5.0	1	3	1	0	1	7	11.7	
Stony Brook	11/15/2023	*	23:26	6-9	.667	2-3	.667	3-4	.750	2	7	9	6.0	3	4	3	0	0	17	13.0	
vs Oregon St.	11/18/2023	*	28:21	9-17	.529	3-7	.429	4-4	1.000	3	0	3	5.4	0	2	0	1	2	25	15.4	
Duquesne	11/22/2023	*	30:06	3-6	.500	1-3	.333	4-4	1.000	0	1	1	4.7	3	1	0	0	0	11	14.7	
Cal St. Fullerton	11/26/2023	*	29:48	4-9	.444	2-5	.400	4-4	1.000	0	2	2	4.3	3	3	1	2	0	14	14.6	
Creighton	12/03/2023	*	21:19	3-7	.429	0-0	.000	0-0	.000	2	5	7	4.6	1	2	1	0	1	6	13.5	
at Minnesota	12/06/2023	*	30:28	8-16	.500	1-3	.333	1-2	.500	3	3	6	4.8	5	4	4	1	3	18	14.0	
Michigan St.	12/10/2023	*	30:02	4-7	.571	1-2	.500	5-6	.833	0	3	3	4.6	2	0	2	1	0	14	14.0	
at Kansas St.	12/17/2023	*	31:59	4-12	.333	2-7	.286	0-1	.000	1	8	9	5.0	3	2	2	2	0	10	13.6	
North Dakota	12/20/2023	*	30:02	4-12	.333	0-5	.000	4-4	1.000	3	4	7	5.2	2	3	2	0	1	12	13.5	
South Carolina St.	12/29/2023	*	20:08	5-10	.500	1-4	.250	5-5	1.000	0	7	7	5.3	2	1	3	2	0	16	13.7	
Totals			13	349:14	58-131	.443	18-52	.346	44-50	.880	16	53	69	5.3	29	29	21	11	8	178	13.7

Player Averages

Games Played	Minutes/game	Points/game	FG Pct	3FG Pct	FT Pct	Rebounds/game	Assists/game	Turnovers/game	Assist/Turnover ratio	Steals/game	Blocks/game
13	26.9	13.7	44.3	34.6	88.0	5.3	2.2	1.6	1.4	0.6	0.8



2023-24 HONORS

JUWAN GARY

JUNIOR • GUARD/FORWARD • 6-6 • 215 • COLUMBIA, S.C. • ALABAMA

- Returning starter at forward who returned after season-ending shoulder surgery in January of 2023
- Gives the Huskers toughness and athleticism and has worked to significantly improve his shooting
- Has been in double figures eight times, tying or setting career highs in scoring three times in 2023-24
- Played just 16 minutes against South Carolina State, finishing with career highs in blocks (four) and assists (four) with five points and thee boards
- Posted his second straight double-double with 12 points and 12 boards vs. North Dakota
- Grabbed a career-high 18 rebounds, including 11 offensive boards, and had 13 points in the win at Kansas State
- Made his first start of the season against Michigan State and finished with 20 points on 8-of-11 shooting, three rebounds and three steals
- Totaled a career-high 20 points on 7-of-10 shooting against Duquesne
- Recorded a double-double in the win over Oregon State with 12 points and a season-high 10 rebounds, marking his fourth career double-double
- Starting forward who played in 17 games before suffering a season-ending left shoulder injury on Jan. 10, 2023
- Had a season-high 18 points, including the go-ahead basket with 55 seconds left in OT, and six boards at Minnesota
- Played in 29 games at Alabama in 2021-22, averaging 6.5 points per game on 51 percent shooting and 3.4 rebounds per game
- Totaled eight double-figure efforts, including a career-high 19 points in wins over both Houston and at Florida, and two double-doubles
- Helped Alabama to an SEC title and an NCAA Sweet 16 berth in 2020-21, playing in 30 games, including two starts, as Alabama went 26-7
- Suffered a torn right ACL in October of 2019 and missed the entire season
- Ranked No. 64 overall by ESPN and was No. 82 in the RSCI Composite after averaging 25 points, seven rebounds and two blocks per game for Liberty Heights Charter School

MISC. STATS

Category	2023-24	Career*
10+ Points	8	28
20+ Points	2	2
30+ Points	0	0
40+ Points	0	0
Double-Doubles	3	6
10+ Rebounds	3	8
10+ Assists	0	0
Led NU in Scoring	2	5
Led NU in Reb.	2	6
Led NU in Assists	0	0

*Includes Alabama

SEASON/CAREER HIGHS

Points		
Season:	20, Two times (last, 12/10/23)	
College Career:	Same	
Rebounds		
Season:	18, at Kansas State (12/17/23)	
College Career:	Same	
Field Goals		
Season:	8, Two times (last, 12/10/23)	
College Career:	Same	
3-Point Field Goals		
Season:	3, North Dakota (12/20/23)	
College Career:	3, Two times (last, 12/20/23)	
Free Throws		
Season:	5, Cal State Fullerton (11/26/23)	
College Career:	6 vs. Houston (12/11/21)	
Free Throw Attempts		
Season:	6, Cal State Fullerton (11/26/23)	
College Career:	9 vs. Houston (12/11/21)	
Assists		
Season:	4, South Carolina State (12/29/23)	
College Career:	Same	
Steals		
Season:	3, Two times (last, 12/10/23)	
College Career:	4, at Kansas State (12/17/22)	
Blocks		
Season:	4,, South Carolina State (12/29/23)	
College Career:	Same	
Minutes Played		
Season:	36, Michigan State (12/10/23)	
College Career:	37, Iowa (12/29/22)	

CAREER STATS

				Field Goals		3-Point		F-Throws		Rebounds				Scoring						
SEASON	TEAM	GP-GS	MIN/AVG	FG-FGA	FG%	3FG-3FGA	3FG%	FT-FTA	FT%	OFF	DEF	TOT	AVG	PF-FO	A	TO	BLK	STL	PTS	AVG
2020-21	Bama	30-2	284/9.5	48-89	.539	1-9	.111	18-34	.529	40	45	85	2.8	40-1	5	13	12	14	115	3.8
2021-22	Bama	29-16	450/15.5	73-142	.514	9-41	.220	33-54	.611	49	50	99	3.4	61-1	9	18	16	17	188	6.5
2022-23	Nebr	17-17	502/29.6	64-147	.435	15-57	.263	18-29	.621	35	75	110	6.5	32-0	14	15	9	24	161	9.5
2023-24	Nebr	10-4	263/26.3	51-95	.537	13-35	.371	18-26	.692	30	39	69	6.9	15-0	15	8	10	14	133	13.3
TOTAL FOR Nebr		27-21	765/28.3	115-242	.475	28-92	.304	36-55	.655	65	114	179	6.6	47-0	29	23	19	38	294	10.9
TOTAL		86-39	1499/17.4	236-473	.499	38-142	.268	87-143	.608	154	209	363	4.2	148-2	43	54	47	69	597	6.9

2023-24 GAME BY GAME

Opponent				Total		3-Pointers		Free throws		Rebounds										
	Date	GS	MIN	FG-FGA	PCT	3FG-3FGA	PCT	FT-FTA	PCT	OFF	DEF	TOT	AVG	PF	A	TO	BLK	STL	PTS	AVG
Stony Brook	11/15/2023		23:18	8-11	.727	2-4	.500	1-4	.250	2	5	7	7.0	0	0	0	0	0	19	19.0
vs Oregon St.	11/18/2023		20:58	5-10	.500	1-4	.250	1-2	.500	4	6	10	8.5	3	2	2	2	1	12	15.5
Duquesne	11/22/2023		22:03	7-10	.700	2-4	.500	4-4	1.000	2	3	5	7.3	3	1	0	0	0	20	17.0
Cal St. Fullerton	11/26/2023		24:46	3-10	.300	2-7	.286	5-6	.833	2	4	6	7.0	0	1	0	0	2	13	16.0
Creighton	12/03/2023		24:11	4-9	.444	0-2	.000	0-0	.000	1	0	1	5.8	0	1	0	1	3	8	14.4
at Minnesota	12/06/2023		30:54	5-7	.714	0-1	.000	1-1	1.000	2	2	4	5.5	3	2	2	0	2	11	13.8
Michigan St.	12/10/2023	*	35:59	8-11	.727	2-4	.500	2-3	.667	0	3	3	5.1	2	1	1	2	3	20	14.7
at Kansas St.	12/17/2023	*	30:39	6-16	.375	1-2	.500	0-0	.000	11	7	18	6.8	3	1	3	1	0	13	14.5
North Dakota	12/20/2023	*	34:01	4-8	.500	3-5	.600	1-2	.500	4	8	12	7.3	1	2	0	0	2	12	14.2
South Carolina St.	12/29/2023	*	15:42	1-3	.333	0-2	.000	3-4	.750	2	1	3	6.9	0	4	0	4	1	5	13.3
Totals		4	262:32	51-95	.537	13-35	.371	18-26	.692	30	39	69	6.9	15	15	8	10	14	133	13.3

Player Averages

Games Played	Minutes/ game	Points/ game	FG Pct	3FG Pct	FT Pct	Rebounds/ game	Assists/ game	Turnovers/ game	Assist/Turnover ratio	Steals/ game	Blocks/ game
10	26.3	13.3	53.7	37.1	69.2	6.9	1.5	0.8	1.9	1.4	1.0



2023-24 HONORS

JARRON COLEMAN

SENIOR • GUARD • 6-5 • 213 • INDIANAPOLIS, IND. • BALL STATE

- Grad transfer from Ball State who comes off the bench to give the Husker backcourt size and leadership
- Has recorded multiple assists seven times in 2023-24, including a season-high six assists against South Carolina State
- Saw his first action since Dec. 6 against SCSU, finishing with eight points, including a pair of 3-pointers, and six assists in 19 minutes
- Totaled five points, six boards and four assists in the win over Lindenwood
- Was a second-team All-Mid-American Conference pick in 2022-23, topping Ball State in scoring (14.6 ppg), assists (3.8 apg) and steals (1.3 spg), as he finished eighth in the MAC in assists and 3-pointers per game
- Spent the 2021-22 season at Missouri, where he averaged 8.6 points, 3.4 rebounds and 2.8 assists per game, leading the Tigers in assists and 3-pointers (46) while totaling 14 double-figure efforts
- Was the MAC Freshman of the Year in 2019-20 at Ball State, leading all MAC Freshmen in scoring, assists and rebounding in conference action
- Played at Cathedral High School in Indianapolis, where he averaged 17.2 points, 6.3 rebounds and 4.1 assists per game to garner IBCA Senior All-State Supreme 15 honors
- Received his undergraduate degree from Ball State in July of 2023, becoming the first college graduate in his family, and is currently studying sports communications at Nebraska

MISC. STATS

Category	2023-24	Career*
10+ Points	0	51
20+ Points	0	9
30+ Points	0	0
40+ Points	0	0
Double-Doubles	0	11
10+ Rebounds	0	13
10+ Assists	0	0
Led NU in Scoring	0	0
Led NU in Reb.	0	0
Led NU in Assists	3	3

*Includes Ball State/Missouri

SEASON/CAREER HIGHS

Points	
Season:	8, South Carolina State (12/29/23)
College Career:	33, Toledo (3/11/21)
Rebounds	
Season:	6, Lindenwood (11/6/23)
College Career:	13, at Ole Miss (1/18/22)
Field Goals	
Season:	3,, South Carolina State (12/29/23)
College Career:	12, Toledo (3/11/21)
3-Point Field Goals	
Season:	2,, South Carolina State (12/29/23)
College Career:	7, Two times (last, 1/24/23)
Free Throws	
Season:	2, Two times (last, 11/15/23)
College Career:	9, Kent State (2/21/23)
Free Throw Attempts	
Season:	3, Florida A&M (11/9/23)
College Career:	10, Kent State (2/21/23)
Assists	
Season:	6, South Carolina State (12/29/23)
College Career:	8, Four times (last, 2/21/23)
Steals	
Season:	1, Three times (last, 12/29/23)
College Career:	4, Two times (last, 1/17/23)
Blocks	
Season:	1, Florida A&M (11/9/23)
College Career:	2, Three times (last, 12/10/22)
Minutes Played	
Season:	20, Two times (last, 12/29/23)
College Career:	43, Eastern Michigan (2/3/23)

CAREER STATS

				Field Goals		3-Point		F-Throws		Rebounds								Scoring		
SEASON	TEAM	GP-GS	MIN/AVG	FG-FGA	FG%	3FG-3FGA	3FG%	FT-FTA	FT%	OFF	DEF	TOT	AVG	PF-FO	A	TO	BLK	STL	PTS	AVG
2019-20	BSU	31-25	791/25.5	109-239	.456	26-80	.325	44-67	.657	25	123	148	4.8	56-1	91	83	8	27	288	9.3
2020-21	BSU	13-10	351/27.0	62-130	.477	31-73	.425	25-32	.781	15	53	68	5.2	25-0	42	41	6	9	180	13.8
2021-22	MIZ	31-21	888/28.6	97-269	.361	46-152	.303	27-42	.643	15	90	105	3.4	64-2	86	85	7	28	267	8.6
2022-23	BSU	30-30	1026/34.2	143-380	.376	68-193	.352	76-98	.776	17	129	146	4.9	76-1	115	75	10	40	430	14.3
2023-24	Nebr	10-0	138/13.8	8-34	.235	4-21	.190	7-11	.636	1	19	20	2.0	11-0	26	17	1	3	27	2.7
TOTAL FOR Nebr		10-0	138/13.8	8-34	.235	4-21	.190	7-11	.636	1	19	20	2.0	11-0	26	17	1	3	27	2.7
TOTAL		115-86	3193/27.8	419-1052	.398	175-519	.337	179-250	.716	73	414	487	4.2	232-4	360	301	32	107	1192	10.4

2023-24 GAME BY GAME

Opponent	Date	GS	MIN	Total		3-Pointers		Free throws		Rebounds				PF	A	TO	BLK	STL	PTS	AVG	
				FG-FGA	PCT	3FG-3FGA	PCT	FT-FTA	PCT	OFF	DEF	TOT	AVG								
Lindenwood	11/06/2023		19:47	1-3	.333	1-2	.500	2-2	1.000	0	6	6	6.0	1	4	2	0	1	5	5.0	
Florida A&M	11/09/2023		17:54	1-3	.333	1-3	.333	1-3	.333	0	3	3	4.5	0	3	3	1	0	4	4.5	
Rider	11/13/2023		18:46	1-5	.200	0-3	.000	1-2	.500	0	3	3	4.0	1	2	0	0	0	3	4.0	
Stony Brook	11/15/2023		10:47	1-2	.500	0-1	.000	2-2	1.000	0	1	1	3.3	1	2	2	0	0	4	4.0	
vs Oregon St.	11/18/2023		14:50	0-2	.000	0-2	.000	1-2	.500	0	2	2	3.0	1	3	0	0	1	1	3.4	
Duquesne	11/22/2023		13:38	1-5	.200	0-1	.000	0-0	.000	1	1	2	2.8	1	4	0	0	0	2	3.2	
Cal St. Fullerton	11/26/2023		08:31	0-2	.000	0-1	.000	0-0	.000	0	2	2	2.7	1	2	4	0	0	0	2.7	
Creighton	12/03/2023		10:36	0-4	.000	0-2	.000	0-0	.000	0	1	1	2.5	2	0	0	0	0	0	2.4	
at Minnesota	12/06/2023		03:25	0-1	.000	0-1	.000	0-0	.000	0	0	0	2.2	2	0	0	0	0	0	2.1	
South Carolina St.	12/29/2023		19:30	3-7	.429	2-5	.400	0-0	.000	0	0	0	2.0	1	6	6	0	1	8	2.7	
Totals			0	137:44	8-34	.235	4-21	.190	7-11	.636	1	19	20	2.0	11	26	17	1	3	27	2.7

Player Averages

Games Played	Minutes/ game	Points/ game	FG Pct	3FG Pct	FT Pct	Rebounds/ game	Assists/ game	Turnovers/ game	Assist/Turnover ratio	Steals/ game	Blocks/ game
10	13.8	2.7	23.5	19.0	63.6	2.0	2.6	1.7	1.5	0.3	0.1



2023-24 HONORS

JAMARQUES LAWRENCE

SOPHOMORE • GUARD • 6-3 • 182 • PLAINFIELD, N.J. • ROSELLE CATHOLIC

- Is the Huskers starting point guard after playing more of an off the ball role in 2022-23
- A solid defender and shooter who excels the pushing the tempo and continues to make strides
- Had eight points in just 12 minutes against South Carolina State
- Finished with 14 points and three assists in the win over North Dakota, including eight points in an 11-2 stretch after UND got within one point
- Tallied a career-high 16 points and seven rebounds in the loss at Minnesota
- Had 11 points and a career-high six assists in the win over Cal State Fullerton on Nov. 26.
- Played in 28 games, including 12 starts, as a true freshman, averaging 5.7 points per game while shooting 37 percent from 3-point range.
- Started NU's final 12 games of 2022-23, averaging 9.0 points, 3.5 rebounds and 1.9 assists per game and totaling seven double-figure efforts.
- Matched his season high with 15 points, including five 3-pointers, and dished out four assists in a win at Iowa
- Scored a career high 15 points on 7-of-10 shooting and added four rebounds and three assists vs. Michigan State
- Starred at Roselle (N.J.) Catholic, helping the school to a 29-3 record, a state title and a top-10 national finish in 2021-22
- Earned first-team all-state honors as a senior, averaging 15.9 points, 5.0 rebounds and 3.5 assists per game
- Attended the same high school as C.J. Wilcher, although their tenures at the school did not overlap
- Totaled 1,447 points, including over 200 3-pointers, as well as 280 rebounds and 250 assists during his high school career
- Chose Nebraska over a host of schools including Wake Forest, DePaul, Virginia Tech, Cal and Wichita State

MISC. STATS

Category	2023-24	Career
10+ Points	3	10
20+ Points	0	0
30+ Points	0	0
40+ Points	0	0
Double-Doubles	0	0
10+ Rebounds	0	0
10+ Assists	0	0
Led NU in Scoring	0	0
Led NU in Reb.	1	2
Led NU in Assists	5	5

SEASON/CAREER HIGHS

Points	
Season:	16, at Minnesota (12/6/23)
College Career:	same
Rebounds	
Season:	7, at Minnesota (12/6/23)
College Career:	9, Penn State (2/5/23)
Field Goals	
Season:	5, at Minnesota (12/6/23)
College Career:	7, vs. Michigan State (2/28/23)
3-Point Field Goals	
Season:	3, at Minnesota (12/6/23)
College Career:	5, at Iowa (3/5/23)
Free Throws	
Season:	4, North Dakota (12/20/23)
College Career:	same
Free Throw Attempts	
Season:	6, North Dakota (12/20/23)
College Career:	6, Rwo times (last, 12/20/23)
Assists	
Season:	6, Cal State Fullerton (11/26/23)
College Career:	Same
Steals	
Season:	3, Florida A&M (11/9/23)
College Career:	Same
Blocks	
Season:	None
College Career:	1, Four times (last, 2/14/23)
Minutes Played	
Season:	33, at Minnesota (12/6/23)
College Career:	35, vs. Wisconsin (2/11/23)

CAREER STATS

				Field Goals		3-Point		F-Throws		Rebounds								Scoring		
SEASON	TEAM	GP-GS	MIN/AVG	FG-FGA	FG%	3FG-3FGA	3FG%	FT-FTA	FT%	OFF	DEF	TOT	AVG	PF-FO	A	TO	BLK	STL	PTS	AVG
2022-23	Nebr	28-12	506/18.1	50-123	.407	28-75	.373	12-31	.387	8	53	61	2.2	41-0	28	30	4	11	140	5.0
2023-24	Nebr	13-13	328/25.3	28-82	.341	11-42	.262	16-23	.696	7	43	50	3.8	25-0	36	30	0	8	83	6.4
TOTAL		41-25	834/20.3	78-205	.380	39-117	.333	28-54	.519	15	96	111	2.7	66-0	64	60	4	19	223	5.4

2023-24 GAME BY GAME

Opponent	Date	GS	MIN	Total		3-Pointers		Free throws		Rebounds		PF	A	TO	BLK	STL	PTS	AVG			
				FG-FGA	PCT	3FG-3FGA	PCT	FT-FTA	PCT	OFF	DEF								TOT	AVG	
Lindenwood	11/06/2023	*	18:22	2-8	.250	2-6	.333	1-2	.500	2	4	6	6.0	3	1	2	0	7	7.0		
Florida A&M	11/09/2023	*	24:40	2-6	.333	0-3	.000	1-2	.500	0	5	5	5.5	1	4	4	0	3	5	6.0	
Rider	11/13/2023	*	24:48	0-5	.000	0-2	.000	0-0	.000	0	3	3	4.7	2	2	1	0	2	0	4.0	
Stony Brook	11/15/2023	*	27:26	4-8	.500	0-2	.000	0-0	.000	1	4	5	4.8	3	4	3	0	0	8	5.0	
vs Oregon St.	11/18/2023	*	22:45	1-3	.333	0-0	.000	1-1	1.000	0	5	5	4.8	2	3	0	0	0	3	4.6	
Duquesne	11/22/2023	*	26:22	2-4	.500	2-4	.500	0-0	.000	0	2	2	4.3	1	3	0	0	0	6	4.8	
Cal St. Fullerton	11/26/2023	*	27:25	4-10	.400	1-5	.200	2-2	1.000	1	1	2	4.0	1	6	0	0	1	11	5.7	
Creighton	12/03/2023	*	29:09	0-3	.000	0-3	.000	1-2	.500	0	4	4	4.0	2	2	2	0	0	1	5.1	
at Minnesota	12/06/2023	*	32:56	5-9	.556	3-5	.600	3-4	.750	1	6	7	4.3	3	1	7	0	1	16	6.3	
Michigan St.	12/10/2023	*	25:54	1-5	.200	0-1	.000	0-0	.000	0	3	3	4.2	2	4	2	0	0	2	5.9	
at Kansas St.	12/17/2023	*	24:23	1-6	.167	0-3	.000	0-0	.000	1	3	4	4.2	2	2	4	0	0	2	5.5	
North Dakota	12/20/2023	*	31:19	4-10	.400	2-6	.333	4-6	.667	1	0	1	3.9	0	3	1	0	1	14	6.3	
South Carolina St.	12/29/2023	*	12:51	2-5	.400	1-2	.500	3-4	.750	0	3	3	3.8	3	1	4	0	0	8	6.4	
Totals			13	328:19	28-82	.341	11-42	.262	16-23	.696	7	43	50	3.8	25	36	30	0	8	83	6.4

Player Averages

Games Played	Minutes/game	Points/game	FG Pct	3FG Pct	FT Pct	Rebounds/game	Assists/game	Turnovers/game	Assist/Turnover ratio	Steals/game	Blocks/game
13	25.3	6.4	34.1	26.2	69.6	3.8	2.8	2.3	1.2	0.6	0.0

KEISEI TOMINAGA

SENIOR • GUARD • 6-2 • 179 • MORIYAMA NAGOYA AICHI, JAPAN • RANGER COLLEGE



2023-24 HONORS

- Preseason All-Big Ten
- Japan Senior National Team
- FIBA World Cup Player of the Game vs. Cape Verde

- Senior guard who is a preseason All-Big Ten selection and one of the best shooters in college basketball
- Finished with five points, a career-high five boards and three steals against South Carolina State
- Totaled 14 points, including seven in a key 13-1 second-half run, against North Dakota
- Set career bests in both assists (four) and steals (five) in the win over Kansas State
- Reached double figures for the fifth time in 2023-24 with 15 points in the win over Michigan State
- Led NU with 20 points and grabbed three rebounds in the loss to No. 15 Creighton
- Finished with 17 points without missing a shot (5-5 FG, 3-3 3pt, 4-4 FT) and tied a career-high with four rebounds vs. Cal State Fullerton
- Led NU with 23 points in the win over Duquesne, going 9-of-10 from the line
- Totaled 16 points on 7-of-11 shooting against Stony Brook
- Missed NU's first two games with an ankle injury suffered in the first half of NU's exhibition game against Doane
- Played for Japanese National Team over the summer, helping his nation qualify for the 2024 Olympics
- Averaged 11.4 points per game, including 38 percent from 3-point range, as Japan went 3-2 in its most successful World Cup appearance
- Earned honorable-mention All-Big Ten honors, averaging 13.1 points on 50 percent shooting, including 40 percent 3-point shooting.
- One of six players in Division I to average double figures on 50% shooting from the field, 40% from 3-point range and 85% from the line
- Moved into the starting lineup in late January and averaged 17.4 ppg over Nebraska's final 14 games
- Totaled nine 20-point games in 2022-23, highlighted by a career-high 30-point effort against Penn State on Feb. 5, 2023
- Represented Japan in 3x3 Basketball in the 2020 Tokyo Olympics
- Spent two seasons at Ranger (Texas) College, earning second-team NJCAA All-America honors in 2020-21, averaging 16.3 points per game on 51 percent shooting, ranking ninth in 3-pointers per game (3.4/gm) and 19th in 3-point percentage (48.7)
- His father (Hiroyuki) was a center on the Japan national team and played in the 1998 FIBA World Championship (precursor to FIBA World Cup)

CAREER STATS

		Field Goals		3-Point		F-Throws		Rebounds		PF-FO		A		TO BLK STL		PTS	
SEASON	TEAM	GP-GS	MIN/AVG	FG-FGA	FG%	3FG-3FGA	3FG%	FT-FTA	FT%	OFF	DEF	TOT	AVG	PF	FO	A	TO BLK STL
2021-22	Nebr	30-11	493/16.4	59-158	.373	36-109	.330	16-19	.842	8	37	45	1.5	20-0	18	10	1 23
2022-23	Nebr	32-14	803/25.1	154-306	.503	66-165	.400	46-53	.868	10	41	51	1.6	31-0	22	27	2 18
2023-24	Nebr	11-11	264/24.0	46-107	.430	21-63	.333	27-32	.844	3	22	25	2.3	11-0	11	7	0 14
TOTAL		73-36	1560/21.4	259-571	.454	123-337	.365	89-104	.856	21	100	121	1.7	62-0	51	44	3 55

2023-24 GAME BY GAME

Opponent	Date	GS	MIN	Total		3-Pointers		Free throws		Rebounds		PF	A	TO	BLK	STL	PTS	AVG
				FG-FGA	PCT	3FG-3FGA	PCT	FT-FTA	PCT	OFF	DEF							
Rider	11/13/2023	*	22:07	3-13	.231	3-11	.273	0-0	.000	0	1	1	1.0	0	1	0	0	9
Stony Brook	11/15/2023	*	25:48	7-11	.636	2-6	.333	0-3	.000	0	3	3	2.0	0	2	0	2	16
vs Oregon St.	11/18/2023	*	25:09	3-6	.500	2-3	.667	0-0	.000	0	2	2	2.0	2	2	0	2	8
Duquesne	11/22/2023	*	23:15	6-12	.500	2-7	.286	9-10	.900	0	2	2	2.0	1	0	0	0	23
Cal St. Fullerton	11/26/2023	*	25:22	5-5	1.000	3-3	1.000	4-4	1.000	1	3	4	2.4	0	0	1	0	17
Creighton	12/03/2023	*	24:48	8-16	.500	1-4	.250	3-4	.750	0	3	3	2.5	1	0	1	0	20
at Minnesota	12/06/2023	*	24:04	0-5	.000	0-4	.000	4-4	1.000	0	0	0	2.1	2	0	1	0	4
Michigan St.	12/10/2023	*	29:48	5-12	.417	3-7	.429	2-2	1.000	0	0	0	1.9	1	1	0	0	15
at Kansas St.	12/17/2023	*	26:30	3-11	.273	3-9	.333	0-0	.000	1	2	3	2.0	2	4	0	5	9
North Dakota	12/20/2023	*	20:33	4-11	.364	1-6	.167	5-5	1.000	0	2	2	2.0	1	0	0	0	14
South Carolina St.	12/29/2023	*	16:26	2-5	.400	1-3	.333	0-0	.000	1	4	5	2.3	1	1	0	3	5
Totals			11	263:51	46-107	.430	21-63	.333	27-32	.844	3	22	25	2.3	11	11	7	0 14

Player Averages

Games Played	Minutes/ game	Points/ game	FG Pct	3FG Pct	FT Pct	Rebounds/ game	Assists/ game	Turnovers/ game	Assist/Turnover ratio	Steals/ game	Blocks/ game
11	24.0	12.7	43.0	33.3	84.4	2.3	1.0	0.6	1.6	1.3	0.0

MISC. STATS

Category	2023-24	Career
10+ Points	6	35
20+ Points	2	12
30+ Points	0	1
40+ Points	0	0
Double-Doubles	0	0
10+ Rebounds	0	0
10+ Assists	0	0
Led NU in Scoring	2	15
Led NU in Reb.	0	0
Led NU in Assists	1	1

SEASON/CAREER HIGHS

Points	
Season:	23, Duquesne (11/22/23)
College Career:	30, Penn State (2/5/23)
Rebounds	
Season:	5, South Carolina State (12/29/23)
College Career:	Same
Field Goals	
Season:	8, Creighton (12/3/23)
College Career:	12, Penn State (2/5/23)
3-Point Field Goals	
Season:	3, Two times (last, 11/26/23)
College Career:	5, Four Times (last, 2/11/23)
Free Throws	
Season:	9, Duquesne (11/22/23)
College Career:	Same
Free Throw Attempts	
Season:	10, Duquesne (11/22/23)
College Career:	Same
Assists	
Season:	4, at Kansas State (12/17/23)
College Career:	Same
Steals	
Season:	5, at Kansas State (12/17/23)
College Career:	Same
Blocks	
Season:	None
College Career:	1, Three times (last, 2/14/23)
Minutes Played	
Season:	30, Michigan State (12/10/23)
College Career:	43, Two times (2/18/23)



2023-24 HONORS

- Netherlands Senior National Team

RIENK MAST

JUNIOR • FORWARD • 6-10 • 248 • GRONINGEN, NETHERLANDS • BRADLEY

- Experienced player who is comfortable on the block or stepping out to 3-point range
- Grad transfer has become one of the team's leaders as a newcomer to the program
- Skilled playmaker for his size, giving the Huskers someone who can get NU into its five-out offense
- Missed the North Dakota and South Carolina State games following a procedure on his knee on Dec. 18
- Has been in double figures eight times and is among the Big Ten leaders in rebounding and assists
- Recorded his fourth double-double of the season with 19 points and 12 board at Kansas State
- Grabbed 14 rebounds, dished out a career-high six assists and had eight points in the win over Michigan State
- Totaled 19 points on 8-of-12 shooting and nine rebounds against Cal State Fullerton
- Recorded his third double-double of the year against Oregon State with 15 points and 13 rebounds, as he also had double-doubles vs. Rider (12 points/13 rebounds) and Florida A&M (20 points/16 rebounds)
- Became the first Husker since Aleks Maric in 2008 to have a game with at least 20 points and 15 rebounds when he finished with 20 points and 16 rebounds against Florida A&M
- Spent the summer playing for the Netherlands National Team as they tried to qualify for the 2024 Olympics. He averaged 6.0 points, 6.0 rebounds and 1.3 assists in the 2023 FIBA Olympic Pre-Qualifying Tournament and was second on the team in rebounds per game
- Played three seasons at Bradley, totaling 1,001 points and 657 rebounds after missing the 2019-20 season because of injury
- Earned first-team All-Missouri Valley Conference honors in 2022-23, leading Bradley in scoring (13.8 ppg) and rebounding (8.0 rpg) while shooting 51 percent from the floor and 35 percent from 3-point range.
- Totaled nine double-doubles in 2022-23, including 14 points and 12 rebounds in Bradley's NIT loss to Wisconsin
- Was a second-team All-MVP pick in 2021-22, leading the conference with 8.4 rebounds per game while scoring 11.6 ppg
- Graduated from Bradley with a degree in physics in May of 2023 and is working on a master's degree in applied science

CAREER STATS

				Field Goals			3-Point		F-Throws		Rebounds						Scoring			
SEASON	TEAM	GP-GS	MIN/AVG	FG-FGA	FG%	3FG-3FGA	3FG%	FT-FTA	FT%	OFF	DEF	TOT	AVG	PF-FO	A	TO	BLK	STL	PTS	AVG
2020-21	BRAD	28-19	657/23.4	93-192	.484	33-92	.359	21-29	.724	46	118	164	5.9	43-0	37	33	13	8	240	8.6
2021-22	BRAD	31-31	852/27.5	138-290	.476	27-95	.284	57-82	.695	81	180	261	8.4	54-0	44	49	29	17	360	11.6
2022-23	BRAD	29-29	834/28.8	162-313	.518	24-68	.353	53-72	.736	64	168	232	8.0	62-0	70	52	15	18	401	13.8
2023-24	Nebr	11-11	323/29.3	52-113	.460	12-36	.333	27-31	.871	33	76	109	9.9	20-0	33	18	2	1	143	13.0
TOTAL FOR Nebr		11-11	323/29.3	52-113	.460	12-36	.333	27-31	.871	33	76	109	9.9	20-0	33	18	2	1	143	13.0
TOTAL		99-90	2666/26.9	445-908	.490	96-291	.330	158-214	.738	224	542	766	7.7	179-0	184	152	59	44	1144	11.6

MISC. STATS

Category	2023-24	Career*
10+ Points	8	64
20+ Points	1	9
30+ Points	0	1
40+ Points	0	0
Double-Doubles	4	24
10+ Rebounds	5	28
10+ Assists	0	0
Led NU in Scoring	3	3
Led NU in Reb.	6	6
Led NU in Assists	2	2

SEASON/CAREER HIGHS

Points	
Season:	20, Florida A&M (11/9/23)
College Career:	30, vs. Northern Iowa (3/3/23)
Rebounds	
Season:	16, Florida A&M (11/9/23)
College Career:	17, UIC (12/31/22)
Field Goals	
Season:	8, Two times (last, 12/17/23)
College Career:	12, vs. Northern Iowa (3/3/23)
3-Point Field Goals	
Season:	3, Two times (last, 12/17/23)
College Career:	4, Southern Illinois (3/4/21)
Free Throws	
Season:	6, Three times (last, 11/22/23)
College Career:	7, Two times (last, 12/17/22)
Free Throw Attempts	
Season:	6, Duquesne (11/22/23)
College Career:	9, Two times (last, 12/17/22)
Assists	
Season:	6, Michigan State (12/10/23)
College Career:	Same
Steals	
Season:	1, at Minnesota (12/3/23)
College Career:	3, Two times (last, 12/22/22)
Blocks	
Season:	1, Two times (last, 12/10/23)
College Career:	3, Two times (last, 3/3/23)
Minutes Played	
Season:	36, at Kansas State (12/17/23)
College Career:	38, Two times (last, 1/8/22)

2023-24 GAME BY GAME

Opponent	Date	GS	MIN	Total		3-Pointers		Free throws		Rebounds				PF	A	TO	BLK	STL	PTS	AVG
				FG-FGA	PCT	3FG-3FGA	PCT	FT-FTA	PCT	OFF	DEF	TOT	AVG							
Lindenwood	11/06/2023	*	25:18	5-7	.714	1-3	.333	2-3	.667	1	5	6	6.0	1	3	2	0	0	13	13.0
Florida A&M	11/09/2023	*	27:21	6-14	.429	2-5	.400	6-6	1.000	5	11	16	11.0	2	2	2	0	0	20	16.5
Rider	11/13/2023	*	27:48	4-12	.333	0-4	.000	4-5	.800	2	11	13	11.7	0	2	1	0	0	12	15.0
Stony Brook	11/15/2023	*	27:33	5-8	.625	2-4	.500	2-2	1.000	1	7	8	10.8	2	5	2	0	0	14	14.8
vs Oregon St.	11/18/2023	*	28:53	5-12	.417	0-2	.000	5-6	.833	6	7	13	11.2	2	2	0	0	0	15	14.8
Duquesne	11/22/2023	*	30:39	2-6	.333	0-2	.000	6-6	1.000	2	4	6	10.3	3	3	2	1	0	10	14.0
Cal St. Fullerton	11/26/2023	*	28:54	8-12	.667	3-3	1.000	0-0	.000	4	5	9	10.1	0	3	2	0	0	19	14.7
Creighton	12/03/2023	*	25:14	3-11	.273	1-5	.200	2-2	1.000	3	4	7	9.8	3	1	0	0	0	9	14.0
at Minnesota	12/06/2023	*	30:05	2-7	.286	0-2	.000	0-0	.000	2	3	5	9.2	3	3	1	0	1	4	12.9
Michigan St.	12/10/2023	*	34:25	4-9	.444	0-2	.000	0-0	.000	3	11	14	9.7	3	6	3	1	0	8	12.4
at Kansas St.	12/17/2023	*	36:23	8-15	.533	3-4	.750	0-1	.000	4	8	12	9.9	1	3	3	0	0	19	13.0
Totals		11	322:33	52-113	.460	12-36	.333	27-31	.871	33	76	109	9.9	20	33	18	2	1	143	13.0

Player Averages

Games Played	Minutes/game	Points/game	FG Pct	3FG Pct	FT Pct	Rebounds/game	Assists/game	Turnovers/game	Assist/Turnover ratio	Steals/game	Blocks/game
11	29.3	13.0	46.0	33.3	87.1	9.9	3.0	1.6	1.8	0.1	0.2

JOSIAH ALLICK

SENIOR • FORWARD • 6-8 • 231 • LINCOLN, NEB. • NEW MEXICO

NOTING ALLICK

- Graduate transfer from New Mexico who is a high-energy player and is active on the glass and helps impact winning
- Finished with 10 points on 4-of-4 shooting, seven rebounds and four assists in 19 minutes against South Carolina State
- Reached double figures for the fourth time this season with 10 points and six boards in the win over North Dakota
- Missed the Michigan State game because of an injury but returned to action in the win at Kansas State
- Has been in double figures three times and is among the team leaders in rebounding
- Played his best game of the season in the win over Duquesne with 12 points, seven rebounds and a season-high five assists
- Nearly recorded a double-double in his Husker debut with 11 points and eight rebounds in 23 minutes vs. Lindenwood
- Started all 34 games at New Mexico in 2022-23, averaging 8.4 points on 56 percent shooting and 7.3 rebounds per game.
- Ranked second in the Mountain West in rebounding and 12th in blocked shots in his lone season at New Mexico.
- Played three years at Missouri-Kansas City, averaging 12.9 points per game on 55 percent shooting and 6.1 rebounds per game, as the Roos won 19 games in 2021-22, the highest total in 30 years.
- Earned honorable-mention All-Summit League honors in 2020-21, averaging 15.0 ppg and 6.0 rpg.
- Lincoln native who played at Lincoln North Star High School and is the first product of the school to receive a basketball scholarship at Nebraska
- Wears #53 in honor of his stepfather (Bill Ziegelbein) who played football at Nebraska from 1987-91
- Working on his master's degree in business analytics after graduating from New Mexico in May



2023-24 HONORS

MISC. STATS

Category	2023-24	Career*
10+ Points	5	56
20+ Points	0	9
30+ Points	0	0
40+ Points	0	0
Double-Doubles	0	11
10+ Rebounds	0	13
10+ Assists	0	0
Led NU in Scoring	0	0
Led NU in Reb.	3	3
Led NU in Assists	1	1

*Includes UMKC/New Mexico

SEASON/CAREER HIGHS

Points	
Season:	12, Duquesne (11/22/23)
College Career:	29, Greenville (11/27/20)
Rebounds	
Season:	8, Lindenwood (11/6/23)
College Career:	18, Boise State (1/20/23)
Field Goals	
Season:	5, North Dakota (12/20/23)
College Career:	12, Greenville (11/27/20)
3-Point Field Goals	
Season:	1, Two times (last, 11/22/23)
College Career:	3, South Dakota (1/8/21)
Free Throws	
Season:	5, Duquesne (11/22/23)
College Career:	8, Kansas Christian (11/17/21)
Free Throw Attempts	
Season:	7, Duquesne (11/22/23)
College Career:	9, Two times (last, 3/13/21)
Assists	
Season:	5, Duquesne (11/22/23)
College Career:	5, Three times (last, 11/23/23)
Steals	
Season:	2, Three times (last, 12/29/23)
College Career:	3, South Dakota (12/24/22)
Blocks	
Season:	1, Four times (12/29/23)
College Career:	3, UTSA (12/20/22)
Minutes Played	
Season:	32, North Dakota (12/20/23)
College Career:	47, at Nevada (1/23/23)

CAREER STATS

				Field Goals		3-Point		F-Throws		Rebounds											Scoring	
SEASON	TEAM	GP-GS	MIN/AVG	FG-FGA	FG%	3FG-3FGA	3FG%	FT-FTA	FT%	OFF	DEF	TOT	AVG	PF-FO	A	TO	BLK	STL	PTS	AVG		
2019-20	KC	30-12	490/16.3	59-118	.500	8-31	.258	44-67	.657	37	81	118	3.9	91-3	10	31	18	16	170	5.7		
2020-21	KC	22-22	592/26.9	133-232	.573	16-45	.356	48-74	.649	41	91	132	6.0	66-5	27	44	7	20	330	15.0		
2021-22	KC	17-16	461/27.1	82-149	.550	13-36	.361	42-56	.750	23	81	104	6.1	53-2	19	39	8	9	219	12.9		
2022-23	UNM	34-34	1086/31.9	113-203	.557	6-38	.158	54-81	.667	89	159	248	7.3	95-1	48	53	28	17	286	8.4		
2023-24	Nebr	12-11	286/23.9	27-55	.491	2-10	.200	28-39	.718	25	38	63	5.3	13-0	16	16	4	8	84	7.0		
TOTAL FOR Nebr		12-11	286/23.9	27-55	.491	2-10	.200	28-39	.718	25	38	63	5.3	13-0	16	16	4	8	84	7.0		
TOTAL		115-95	2916/25.4	414-757	.547	45-160	.281	216-317	.681	215	450	665	5.8	318-11	120	183	65	70	1089	9.5		

2023-24 GAME BY GAME

Opponent	Date	GS	MIN	Total		3-Pointers		Free throws		Rebounds				PF		A	TO	BLK	STL	PTS	AVG
				FG-FGA	PCT	3FG-3FGA	PCT	FT-FTA	PCT	OFF	DEF	TOT	AVG								
Lindenwood	11/06/2023	*	23:30	4-5	.800	1-1	1.000	2-2	1.000	2	6	8	8.0	1	2	0	1	2	11	11.0	
Florida A&M	11/09/2023	*	28:38	1-3	.333	0-0	.000	3-4	.750	3	2	5	6.5	1	0	2	1	0	5	8.0	
Rider	11/13/2023	*	30:18	3-3	1.000	0-0	.000	4-6	.667	4	2	6	6.3	1	0	3	0	0	10	8.7	
Stony Brook	11/15/2023	*	24:16	0-5	.000	0-2	.000	0-0	.000	4	3	7	6.5	1	1	0	0	0	0	6.5	
vs Oregon St.	11/18/2023	*	24:59	2-6	.333	0-0	.000	4-6	.667	2	2	4	6.0	3	0	1	0	2	8	6.8	
Duquesne	11/22/2023	*	22:57	3-5	.600	1-1	1.000	5-7	.714	2	5	7	6.2	0	5	0	0	0	12	7.7	
Cal St. Fullerton	11/26/2023	*	23:17	1-3	.333	0-1	.000	4-4	1.000	1	3	4	5.9	0	1	1	1	0	6	7.4	
Creighton	12/03/2023	*	25:00	2-10	.200	0-4	.000	2-2	1.000	4	2	6	5.9	1	0	4	0	1	6	7.3	
at Minnesota	12/06/2023	*	21:30	1-2	.500	0-0	.000	1-2	.500	0	3	3	5.6	0	1	2	0	0	3	6.8	
at Kansas St.	12/17/2023		10:50	1-2	.500	0-0	.000	1-2	.500	0	0	0	5.0	3	0	0	0	0	3	6.4	
North Dakota	12/20/2023	*	32:32	5-7	.714	0-1	.000	0-2	.000	2	4	6	5.1	1	2	2	0	1	10	6.7	
South Carolina St.	12/29/2023	*	18:35	4-4	1.000	0-0	.000	2-2	1.000	1	6	7	5.3	1	4	1	1	2	10	7.0	
Totals			11	286:22	27-55	.491	2-10	.200	28-39	.718	25	38	63	5.3	13	16	16	4	8	84	7.0

Player Averages

Games Played	Minutes/game	Points/game	FG Pct	3FG Pct	FT Pct	Rebounds/game	Assists/game	Turnovers/game	Assist/Turnover ratio	Steals/game	Blocks/game
12	23.9	7.0	49.1	20.0	71.8	5.3	1.3	1.3	1.0	0.7	0.3

LLOYD'S SEASON/CAREER HIGHS

Points	
Season:	None
College Career:	Same
Rebounds	
Season:	None
College Career:	Same
Field Goals	
Season:	None
College Career:	Same
3-Point Field Goals	
Season:	None
College Career:	Same
Free Throws	
Season:	None
College Career:	Same
Free Throw Attempts	
Season:	None
College Career:	Same
Assists	
Season:	None
College Career:	Same
Steals	
Season:	None
College Career:	Same
Blocks	
Season:	None
College Career:	Same
Minutes Played	
Season:	None
College Career:	Same

ULIS' SEASON/CAREER HIGHS

Points	
Season:	None
College Career:	17, at Michigan State (1/26/23)
Rebounds	
Season:	None
College Career:	7, Iowa State (12/8/22)
Field Goals	
Season:	None
College Career:	8, at Michigan State (1/26/23)
3-Point Field Goals	
Season:	None
College Career:	2, Four times (last, 1/29/23)
Free Throws	
Season:	None
College Career:	7, Two times (last, 1/31/22)
Free Throw Attempts	
Season:	None
College Career:	8, Two times (last, 1/31/22)
Assists	
Season:	None
College Career:	8, Western Michigan (11/22/21)
Steals	
Season:	None
College Career:	3, Illinois (12/6/21)
Blocks	
Season:	None
College Career:	1, Five times (last, 2/12/23)
Minutes Played	
Season:	None
College Career:	36, Iowa State (12/8/22)

RICE'S SEASON/CAREER HIGHS

Points	
Season:	16, Florida A&M (11/9/23)
College Career:	Same
Rebounds	
Season:	5, Lindenwood (11/6/23)
College Career:	Same
Field Goals	
Season:	4, Florida A&M (11/9/23)
College Career:	Same
3-Point Field Goals	
Season:	3, Florida A&M (11/9/23)
College Career:	Same
Free Throws	
Season:	5, Florida A&M (11/9/23)
College Career:	Same
Free Throw Attempts	
Season:	8, Florida A&M (11/9/23)
College Career:	Same
Assists	
Season:	1, Three times (last, 12/29/23)
College Career:	Same
Steals	
Season:	2, South Carolina State (12/29/23)
College Career:	Same
Blocks	
Season:	1, Two times (last, 1/15/23)
College Career:	Same
Minutes Played	
Season:	24, South Carolina State (12/29/23)
College Career:	Same

KEITA'S SEASON/CAREER HIGHS

Points	
Season:	None
College Career:	14, vs. Arkansas-Pine Bluff (11/20/22)
Rebounds	
Season:	None
College Career:	12, vs. Omaha (11/10/22)
Field Goals	
Season:	None
College Career:	6, vs. Arkansas-Pine Bluff (11/20/22)
3-Point Field Goals	
Season:	None
College Career:	Same
Free Throws	
Season:	None
College Career:	2, vs. Arkansas-Pine Bluff (11/20/22)
Free Throw Attempts	
Season:	None
College Career:	5, vs. Arkansas-Pine Bluff (11/20/22)
Assists	
Season:	None
College Career:	2, Three times (last, 11/30/22)
Steals	
Season:	None
College Career:	2, Wisconsin (2/11/23)
Blocks	
Season:	None
College Career:	2, vs. Oklahoma (11/24/22)
Minutes Played	
Season:	None
College Career:	27, vs. Omaha (11/10/22)

DIOP'S SEASON/CAREER HIGHS

Points	
Season:	3, Lindenwood (11/6/23)
College Career:	Same
Rebounds	
Season:	4, South Carolina State (12/29/23)
College Career:	Same
Field Goals	
Season:	1, Two times (last, 11/18/23)
College Career:	Same
3-Point Field Goals	
Season:	None
College Career:	Same
Free Throws	
Season:	2, Stony Brook (11/15/23)
College Career:	Same
Free Throw Attempts	
Season:	3, South Carolina State (12/29/23)
College Career:	Same
Assists	
Season:	1, Three times (last 12/20/23)
College Career:	Same
Steals	
Season:	2, South Carolina State (12/29/23)
College Career:	Same
Blocks	
Season:	1, Two times (last, 11/9/23)
College Career:	Same
Minutes Played	
Season:	20, South Carolina State (12/29/23)
College Career:	Same

GRACE'S SEASON/CAREER HIGHS

Points	
Season:	2, Three times (last, 12/29/23)
College Career:	2, Four times (last, 12/29/23)
Rebounds	
Season:	1, Two times (last, 12/29/23)
College Career:	1, Four times (last, 12/29/23)
Field Goals	
Season:	2, Two times (last, 11/9/23)
College Career:	2, Three times (last, 11/9/23)
3-Point Field Goals	
Season:	None
College Career:	Same
Free Throws	
Season:	2, South Carolina State (12/29/23)
College Career:	2, Two times (last, 12/29/23)
Free Throw Attempts	
Season:	2, South Carolina State (12/29/23)
College Career:	2, Three times (last, 12/29/23)
Assists	
Season:	1, Lindenwood (11/6/23)
College Career:	Same
Steals	
Season:	None
College Career:	1 at Maryland (1/28/23)
Blocks	
Season:	None
College Career:	Same
Minutes Played	
Season:	4, Two times (last, 12/29/23)
College Career:	Same

JACOBSEN'S SEASON/CAREER HIGHS

Points	
Season:	4, South Carolina State (12/29/23)
College Career:	Same
Rebounds	
Season:	2, South Carolina State (12/29/23)
College Career:	Same
Field Goals	
Season:	1, Three times (last, 12/29/23)
College Career:	Same
3-Point Field Goals	
Season:	None
College Career:	Same
Free Throws	
Season:	2, South Carolina State (12/29/23)
College Career:	Same
Free Throw Attempts	
Season:	2, Two times (12/29/23)
College Career:	Same
Assists	
Season:	1, Three times (last, 12/29/23)
College Career:	Same
Steals	
Season:	1, Lindenwood (11/6/23)
College Career:	Same
Blocks	
Season:	None
College Career:	Same
Minutes Played	
Season:	13, South Carolina State (12/29/23)
College Career:	Same

BURT'S SEASON/CAREER HIGHS

Points	
Season:	2, Florida A&M (11/9/23)
College Career:	Same
Rebounds	
Season:	1, Two times (last, 11/15/23)
College Career:	Same
Field Goals	
Season:	1, Florida A&M (11/9/23)
College Career:	Same
3-Point Field Goals	
Season:	None
College Career:	Same
Free Throws	
Season:	None
College Career:	Same
Free Throw Attempts	
Season:	2, Florida A&M (11/9/23)
College Career:	Same
Assists	
Season:	None
College Career:	Same
Steals	
Season:	None
College Career:	Same
Blocks	
Season:	None
College Career:	Same
Minutes Played	
Season:	3, Lindenwood (11/6/23)
College Career:	Same



RAMEL LLOYD JR.

REDSHIRT FRESHMAN • GUARD • 6-6 • 210 • LONG BEACH, CALIF. • SIERRA CANYON

CAREER STATS

2023-24 GAME BY GAME

MISC. STATS

Category	2023-24	Career
10+ Points	0	0
20+ Points	0	0
30+ Points	0	0
40+ Points	0	0
Double-Doubles	0	0
10+ Rebounds	0	0
10+ Assists	0	0
Led NU in Scoring	0	0
Led NU in Reb.	0	0
Led NU in Assists	0	0



AHRON ULIS

JUNIOR • GUARD • 6-3 • 190 • CHICAGO, ILL. • IOWA

CAREER STATS

				Field Goals		3-Point		F-Throws		Rebounds								Scoring		
SEASON	TEAM	GP-GS	MIN/AVG	FG-FGA	FG%	3FG-3FGA	3FG%	FT-FTA	FT%	OFF	DEF	TOT	AVG	PF-FO	A	TO	BLK	STL	PTS	AVG
2020-21	Iowa	17-0	120/7.0	5-15	.333	0-3	.000	18-20	.900	6	9	15	0.9	8-0	20	6	1	1	28	1.6
2021-22	Iowa	35-0	486/13.9	34-100	.340	4-12	.333	38-48	.792	19	50	69	2.0	41-0	73	32	0	19	110	3.1
2022-23	Iowa	32-27	722/22.6	72-182	.396	22-69	.319	29-41	.707	6	44	50	1.6	42-0	67	35	4	17	195	6.1
TOTAL FOR Nebr		0-0	0/0.0	0-0	.000	0-0	.000	0-0	.000	0	0	0	0.0	0-0	0	0	0	0	0	0.0
TOTAL		84-27	1328/15.8	111-297	.374	26-84	.310	85-109	.780	31	103	134	1.6	91-0	160	73	5	37	333	4.0

2023-24 GAME BY GAME

MISC. STATS

Category	2023-24	Career
10+ Points	0	7
20+ Points	0	0
30+ Points	0	0
40+ Points	0	0
Double-Doubles	0	0
10+ Rebounds	0	0
10+ Assists	0	0
Led NU in Scoring	0	4
Led NU in Reb.	0	0
Led NU in Assists	0	1

*-Includes Iowa



MISC. STATS

Category	2023-24	Career
10+ Points	2	2
20+ Points	0	0
30+ Points	0	0
40+ Points	0	0
Double-Doubles	0	0
10+ Rebounds	0	0
10+ Assists	0	0
Led NU in Scoring	0	0
Led NU in Reb.	0	0
Led NU in Assists	0	0

ELI RICE

FRESHMAN • GUARD • 6-8 • 213 • GALLATIN, TENN. • IMG ACADEMY

CAREER STATS

				Field Goals		3-Point		F-Throws		Rebounds										Scoring	
SEASON	TEAM	GP-GS	MIN/AVG	FG-FGA	FG%	3FG-3FGA	3FG%	FT-FTA	FT%	OFF	DEF	TOT	AVG	PF-FO	A	TO	BLK	STL	PTS	AVG	
2023-24	Nebr	10-0	97/9.7	11-30	.367	8-21	.381	13-20	.650	2	10	12	1.2	9-0	3	2	2	2	43	4.3	
TOTAL		10-0	97/9.7	11-30	.367	8-21	.381	13-20	.650	2	10	12	1.2	9-0	3	2	2	2	43	4.3	

2023-24 GAME BY GAME

Opponent	Date	GS	MIN	Total		3-Pointers		Free throws		Rebounds				PF	A	TO	BLK	STL	PTS	AVG
				FG-FGA	PCT	3FG-3FGA	PCT	FT-FTA	PCT	OFF	DEF	TOT	AVG							
Lindenwood	11/06/2023		19:08	0-3	.000	0-2	.000	2-4	.500	2	3	5	5.0	2	1	2	1	0	2	2.0
Florida A&M	11/09/2023		22:18	4-9	.444	3-6	.500	5-8	.625	0	4	4	4.5	1	0	0	0	0	16	9.0
Rider	11/13/2023		03:17	1-1	1.000	1-1	1.000	0-0	.000	0	0	0	3.0	0	1	0	0	0	3	7.0
Stony Brook	11/15/2023		04:08	0-1	.000	0-1	.000	0-0	.000	0	0	0	2.3	0	0	0	1	0	0	5.3
vs Oregon St.	11/18/2023		02:25	0-1	.000	0-1	.000	0-0	.000	0	0	0	1.8	1	0	0	0	0	0	4.2
Creighton	12/03/2023		05:14	2-2	1.000	0-0	.000	2-2	1.000	0	0	0	1.5	0	0	0	0	0	6	4.5
Michigan St.	12/10/2023		06:39	1-1	1.000	1-1	1.000	0-0	.000	0	0	0	1.3	0	0	0	0	0	3	4.3
at Kansas St.	12/17/2023		05:28	1-3	.333	1-2	.500	0-0	.000	0	0	0	1.1	1	0	0	0	0	3	4.1
North Dakota	12/20/2023		03:54	0-1	.000	0-1	.000	0-0	.000	0	1	1	1.1	0	0	0	0	0	0	3.7
South Carolina St.	12/29/2023		24:18	2-8	.250	2-6	.333	4-6	.667	0	2	2	1.2	4	1	0	0	2	10	4.3
Totals			0 96:49	11-30	.367	8-21	.381	13-20	.650	2	10	12	1.2	9	3	2	2	2	43	4.3

Player Averages

Games Played	Minutes/game	Points/game	FG Pct	3FG Pct	FT Pct	Rebounds/game	Assists/game	Turnovers/game	Assist/Turnover ratio	Steals/game	Blocks/game
10	9.7	4.3	36.7	38.1	65.0	1.2	0.3	0.2	1.5	0.2	0.2



MISC. STATS

Category	2023-24	Career
10+ Points	0	1
20+ Points	0	0
30+ Points	0	0
40+ Points	0	0
Double-Doubles	0	1
10+ Rebounds	0	3
10+ Assists	0	0
Led NU in Scoring	0	0
Led NU in Reb.	0	5
Led NU in Assists	0	0

BLAISE KEITA

JUNIOR • FORWARD • 6-11 • 257 • BAMAKO, REPUBLIC OF MALI • COFFEYVILLE CC

CAREER STATS

				Field Goals		3-Point		F-Throws		Rebounds									Scoring	
SEASON	TEAM	GP-GS	MIN/AVG	FG-FGA	FG%	3FG-3FGA	3FG%	FT-FTA	FT%	OFF	DEF	TOT	AVG	PF-FO	A	TO	BLK	STL	PTS	AVG
2022-23	Nebr	21-5	212/10.1	18-35	.514	0-0	.000	6-17	.353	22	52	74	3.5	22-0	11	10	5	5	42	2.0
TOTAL		21-5	212/10.1	18-35	.514	0-0	.000	6-17	.353	22	52	74	3.5	22-0	11	10	5	5	42	2.0

2023-24 GAME BY GAME

MATAR DIOP

FRESHMAN • FORWARD • 6-10 • 213 • DAKAR, SENEGAL • KEYSTONE ATHLETIC ACADEMY

CAREER STATS

				Field Goals		3-Point		F-Throws		Rebounds										Scoring	
SEASON	TEAM	GP-GS	MIN/AVG	FG-FGA	FG%	3FG-3FGA	3FG%	FT-FTA	FT%	OFF	DEF	TOT	AVG	PF-FO	A	TO	BLK	STL	PTS	AVG	
2023-24	Nebr	8-0	50/6.2	2-5	.400	0-1	.000	3-9	.333	2	8	10	1.3	9-0	3	5	2	2	7	0.9	
TOTAL		8-0	50/6.2	2-5	.400	0-1	.000	3-9	.333	2	8	10	1.3	9-0	3	5	2	2	7	0.9	

2023-24 GAME BY GAME

			Total		3-Pointers		Free throws		Rebounds											
Opponent	Date	GS	MIN	FG-FGA	PCT	3FG-3FGA	PCT	FT-FTA	PCT	OFF	DEF	TOT	AVG	PF	A	TO	BLK	STL	PTS	AVG
Lindenwood	11/06/2023		05:34	1-2	.500	0-1	.000	1-2	.500	0	1	1	1.0	1	0	0	1	0	3	3.0
Florida A&M	11/09/2023		05:17	0-0	.000	0-0	.000	0-0	.000	0	1	1	1.0	4	0	3	1	0	0	1.5
Stony Brook	11/15/2023		01:47	0-0	.000	0-0	.000	2-2	1.000	0	1	1	1.0	0	0	1	0	0	2	1.7
vs Oregon St.	11/18/2023		02:25	1-1	1.000	0-0	.000	0-2	.000	0	2	2	1.3	0	1	0	0	0	2	1.8
Creighton	12/03/2023		03:58	0-1	.000	0-0	.000	0-0	.000	1	0	1	1.2	0	0	0	0	0	0	1.4
Michigan St.	12/10/2023		05:35	0-0	.000	0-0	.000	0-0	.000	0	0	0	1.0	0	1	0	0	0	0	1.2
North Dakota	12/20/2023		05:02	0-0	.000	0-0	.000	0-0	.000	0	0	0	0.9	1	1	0	0	0	0	1.0
South Carolina St.	12/29/2023		20:20	0-1	.000	0-0	.000	0-3	.000	1	3	4	1.3	3	0	1	0	2	0	0.9
Totals			0 49:58	2-5	.400	0-1	.000	3-9	.333	2	8	10	1.3	9	3	5	2	2	7	0.9

Player Averages

Games Played	Minutes/ game	Points/ game	FG Pct	3FG Pct	FT Pct	Rebounds/ game	Assists/ game	Turnovers/ game	Assist/Turnover ratio	Steals/ game	Blocks/ game
8	6.2	0.9	40.0	0.0	33.3	1.3	0.4	0.6	0.6	0.3	0.3



JEFFREY GRACE III

SOPHOMORE • GUARD • 6-3 • 197 • ELMHURST, ILL. • ARIZONA STATE

CAREER STATS

				Field Goals		3-Point		F-Throws		Rebounds								Scoring		
SEASON	TEAM	GP-GS	MIN/AVG	FG-FGA	FG%	3FG-3FGA	3FG%	FT-FTA	FT%	OFF	DEF	TOT	AVG	PF-FO	A	TO	BLK	STL	PTS	AVG
2022-23	Nebr	11-0	12/1.1	1-2	.500	0-1	.000	2-4	.500	2	1	3	0.3	0-0	1	2	0	1	4	0.4
2023-24	Nebr	6-0	14/2.3	2-3	.667	0-0	.000	2-3	.667	2	0	2	0.3	0-0	1	0	0	0	6	1.0
TOTAL		17-0	26/1.5	3-5	.600	0-1	.000	4-7	.571	4	1	5	0.3	0-0	2	2	0	1	10	0.6

2023-24 GAME BY GAME

Opponent	Date	GS	MIN	Total		3-Pointers		Free throws		Rebounds				PF	A	TO	BLK	STL	PTS	AVG
				FG-FGA	PCT	3FG-3FGA	PCT	FT-FTA	PCT	OFF	DEF	TOT	AVG							
Lindenwood	11/06/2023		04:00	1-2	.500	0-0	.000	0-1	.000	0	0	0	0.0	0	1	0	0	0	2	2.0
Florida A&M	11/09/2023		02:20	1-1	1.000	0-0	.000	0-0	.000	1	0	1	0.5	0	0	0	0	0	2	2.0
Stony Brook	11/15/2023		01:47	0-0	.000	0-0	.000	0-0	.000	0	0	0	0.3	0	0	0	0	0	0	1.3
vs Oregon St.	11/18/2023		01:09	0-0	.000	0-0	.000	0-0	.000	0	0	0	0.3	0	0	0	0	0	0	1.0
Creighton	12/03/2023		00:56	0-0	.000	0-0	.000	0-0	.000	0	0	0	0.2	0	0	0	0	0	0	0.8
South Carolina St.	12/29/2023		03:52	0-0	.000	0-0	.000	2-2	1.000	1	0	1	0.3	0	0	0	0	0	2	1.0
Totals		0	14:03	2-3	.667	0-0	.000	2-3	.667	2	0	2	0.3	0	1	0	0	0	6	1.0

Player Averages

Games Played	Minutes/ game	Points/ game	FG Pct	3FG Pct	FT Pct	Rebounds/ game	Assists/ game	Turnovers/ game	Assist/Turnover ratio	Steals/ game	Blocks/ game
6	2.3	1.0	66.7	0.0	66.7	0.3	0.2	0.0	1.0	0.0	0.0

MISC. STATS

Category	2023-24	Career
10+ Points	0	0
20+ Points	0	0
30+ Points	0	0
40+ Points	0	0
Double-Doubles	0	0
10+ Rebounds	0	0
10+ Assists	0	0
Led NU in Scoring	0	0
Led NU in Reb.	0	0
Led NU in Assists	0	0

MISC. STATS

Category	2023-24	Career
10+ Points	0	0
20+ Points	0	0
30+ Points	0	0
40+ Points	0	0
Double-Doubles	0	0
10+ Rebounds	0	0
10+ Assists	0	0
Led NU in Scoring	0	0
Led NU in Reb.	0	0
Led NU in Assists	0	0



MISC. STATS

Category	2023-24	Career
10+ Points	0	0
20+ Points	0	0
30+ Points	0	0
40+ Points	0	0
Double-Doubles	0	0
10+ Rebounds	0	0
10+ Assists	0	0
Led NU in Scoring	0	0
Led NU in Reb.	0	0
Led NU in Assists	0	0

CALE JACOBSEN

REDSHIRT FRESHMAN • GUARD • 6-4 • 200 • ASHLAND, NEB. • ASHLAND-GREENWOOD

CAREER STATS

				Field Goals		3-Point		F-Throws		Rebounds										Scoring	
SEASON	TEAM	GP-GS	MIN	AVG	FG-FGA	FG%	3FG-3FGA	3FG%	FT-FTA	FT%	OFF	DEF	TOT	AVG	PF-FO	A	TO	BLK	STL	PTS	AVG
2023-24	Nebr	8-0	38	4.7	3-6	.500	0-2	.000	3-6	.500	0	3	3	0.4	4-0	3	2	0	1	9	1.1
TOTAL		8-0	38	4.7	3-6	.500	0-2	.000	3-6	.500	0	3	3	0.4	4-0	3	2	0	1	9	1.1

2023-24 GAME BY GAME

Opponent	Date	GS	MIN	Total		3-Pointers		Free throws		Rebounds												
				FG-FGA	PCT	3FG-3FGA	PCT	FT-FTA	PCT	OFF	DEF	TOT	AVG	PF	A	TO	BLK	STL	PTS	AVG		
Lindenwood	11/06/2023		11:07	0-0	.000	0-0	.000	0-0	.000	0	1	1	1.0	1	1	0	0	1	0	0	0	0.0
Florida A&M	11/09/2023		05:05	1-1	1.000	0-0	.000	1-2	.500	0	0	0	0.5	0	1	1	0	0	3	1.5		
Stony Brook	11/15/2023		01:47	0-0	.000	0-0	.000	0-0	.000	0	0	0	0.3	0	0	0	0	0	0	0	0	1.0
vs Oregon St.	11/18/2023		02:25	1-1	1.000	0-0	.000	0-2	.000	0	0	0	0.3	2	0	0	0	0	2	1.3		
Creighton	12/03/2023		03:27	0-1	.000	0-0	.000	0-0	.000	0	0	0	0.2	0	0	0	0	0	0	0	0	1.0
at Minnesota	12/06/2023		00:03	0-0	.000	0-0	.000	0-0	.000	0	0	0	0.2	1	0	0	0	0	0	0	0	0.8
North Dakota	12/20/2023		00:29	0-0	.000	0-0	.000	0-0	.000	0	0	0	0.1	0	0	0	0	0	0	0	0	0.7
South Carolina St.	12/29/2023		13:13	1-3	.333	0-2	.000	2-2	1.000	0	2	2	0.4	0	1	1	0	0	4	1.1		
Totals		0	37:36	3-6	.500	0-2	.000	3-6	.500	0	3	3	0.4	4	3	2	0	1	9	1.1		

Player Averages

Games Played	Minutes/game	Points/game	FG Pct	3FG Pct	FT Pct	Rebounds/game	Assists/game	Turnovers/game	Assist/Turnover ratio	Steals/game	Blocks/game
8	4.7	1.1	50.0	0.0	50.0	0.4	0.4	0.3	1.5	0.1	0.0



MISC. STATS

Category	2023-24	Career
10+ Points	0	0
20+ Points	0	0
30+ Points	0	0
40+ Points	0	0
Double-Doubles	0	0
10+ Rebounds	0	0
10+ Assists	0	0
Led NU in Scoring	0	0
Led NU in Reb.	0	0
Led NU in Assists	0	0

HENRY BURT

REDSHIRT FRESHMAN • FORWARD • 6-7 • 216 • OMAHA, NEB. • ELKHORN SOUTH

CAREER STATS

				Field Goals		3-Point		F-Throws		Rebounds									Scoring		
SEASON	TEAM	GP-GS	MIN	AVG	FG-FGA	FG%	3FG-3FGA	3FG%	FT-FTA	FT%	OFF	DEF	TOT	AVG	PF-FO	A	TO	BLK	STL	PTS	AVG
2023-24	Nebr	4-0	6	1.6	1-1	1.000	0-0	.000	0-2	.000	0	2	2	0.5	0-0	0	0	0	0	2	0.5
TOTAL		4-0	6	1.6	1-1	1.000	0-0	.000	0-2	.000	0	2	2	0.5	0-0	0	0	0	0	2	0.5

2023-24 GAME BY GAME

Opponent	Date	GS	MIN	Total		3-Pointers		Free throws		Rebounds				PF				STL				PTS	AVG
				FG-FGA	PCT	3FG-3FGA	PCT	FT-FTA	PCT	OFF	DEF	TOT	AVG	A	TO	BLK	STL						
Lindenwood	11/06/2023		02:37	0-0	.000	0-0	.000	0-0	.000	0	0	0	0.0	0	0	0	0	0	0	0	0.0		
Florida A&M	11/09/2023		01:40	1-1	1.000	0-0	.000	0-2	.000	0	1	1	0.5	0	0	0	0	0	2	1.0			
Stony Brook	11/15/2023		00:53	0-0	.000	0-0	.000	0-0	.000	0	1	1	0.7	0	0	0	0	0	0	0	0.7		
vs Oregon St.	11/18/2023		01:09	0-0	.000	0-0	.000	0-0	.000	0	0	0	0.5	0	0	0	0	0	0	0	0.5		
Totals		0	06:19	1-1	1.000	0-0	.000	0-2	.000	0	2	2	0.5	0	0	0	0	0	2	0.5			

Player Averages

Games Played	Minutes/game	Points/game	FG Pct	3FG Pct	FT Pct	Rebounds/game	Assists/game	Turnovers/game	Assist/Turnover ratio	Steals/game	Blocks/game
4	1.6	0.5	100.0	0.0	0.0	0.5	0.0	0.0	0.0	0.0	0.0

2023-24 BOXSCORES

NEBRASKA 84, LINDENWOOD 52



Official Basketball Box Score - Final
Lindenwood at Nebraska
11/05/23 Pinnacle Bank Arena, Lincoln
Nebraska vs. Lindenwood

Game Time: 7:01 PM
Game Duration: 1:49
Attendance: 13,478

Officials: Tim Connor, Andy O'Brien, Mason Siler

Lindenwood - 52

Record: 0-1

NO.	Name	Min	FG	3P	FT	Rebounds	Fouls	TP	AS	TO	ST	Blocks	BS	BA	
			M-A	M-A	M-A	OR	DR	PF							
0	David Ware	F 19:42	0-3	0-1	0-0	2	5	7	2	1	0	0	0	2	
5	Jaylon McDaniel	F 22:27	3-7	0-0	0-3	1	5	6	4	2	6	0	2	0	
24	Keenen Cole	F 31:26	5-16	0-1	4-4	2	2	4	2	3	14	0	3	0	
15	Nathan Johnson Jr.	G 25:45	2-5	0-1	1-1	1	1	2	1	1	5	0	2	1	
25	Darius Beane	G 20:24	3-8	0-0	0-1	2	2	4	4	2	6	0	1	0	
3	Tommie Williams	19:35	1-5	0-1	0-0	1	2	3	2	1	2	2	2	0	
23	Jeremiah Taiton	20:00	4-11	2-5	0-0	1	2	3	1	0	10	0	0	1	
1	Colin Ruffin	20:14	4-8	1-3	0-0	0	5	5	3	1	9	0	0	0	
22	Isaac Ordekane	10:07	0-0	0-0	0-0	0	1	1	0	0	0	0	0	1	
11	Amoro Lado	10:20	0-5	0-4	0-0	0	0	0	2	1	0	0	0	0	
Team						3	2	5			0	1			
Totals			22-68	3-16	5-9	13	27	40	21	12	52	2	12	4	2

Technical Fouls: NONE

Shooting By Period		
1 st FG%	10-33	30.3%
3PT%	1-5	20.0%
FT%	3-3	100%
2 nd FG%	12-35	34.3%
3PT%	2-11	18.2%
FT%	2-6	33.3%
GM FG%	22-68	32.4%
3PT%	3-16	18.8%
FT%	5-9	55.6%
Dead Ball Rebounds: 1, 0		

Nebraska - 84

Record: 1-0

NO.	Name	Min	FG M-A	3P M-A	FT M-A	Rebounds OR DR	Fouls PF	TP FD	AS	TO	ST	Blocks	BS	BA
51	Rienk Mast	F 25:18	5-7	1-3	2-3	1 5	6	1 3	13	3	2	0	0	0
53	Josiah Allick	F 23:30	4-5	1-1	2-2	2 6	8	1 4	11	2	0	2	1	0
0	C.J. Wilcher	G 22:08	4-8	2-5	3-4	0 1	1	0 2	13	2	0	0	2	0
3	Brice Williams	G 23:15	4-11	2-6	3-4	0 1	1	1 2	13	2	1	0	1	1
10	Jamarques Lawrence	G 18:22	2-8	2-6	1-2	4 2	6	3 1	7	1	2	0	0	0
1	Sam Holberg	25:14	5-7	2-4	3-5	0 5	5	1 3	15	2	0	1	1	0
9	Jarron Coleman	19:47	1-3	1-2	2-2	0 6	6	1 2	5	4	2	1	0	0
11	Eli Rice	19:08	0-3	0-2	2-4	2 3	5	2 2	2	1	2	0	1	1
31	Cale Jacobsen	11:07	0-0	0-0	0-0	0 1	1	1 0	0	1	0	0	1	0
21	Metar Diop	05:34	1-2	0-1	1-2	0 1	1	1 1	3	0	0	0	1	0
24	Jeff Grace	04:00	1-2	0-0	0-1	0 0	0	0 1	2	1	0	0	0	0
35	Henry Burt	02:37	0-0	0-0	0-0	0 0	0	0 0	0	0	0	0	0	0
Team						1 3	4		0	0	0			
Totals			27-56	11-30	19-29	8 36	44	12 21	84	19	5	7	2	32

Technical Fouls: NONE

	LWU	NEB	Points from		LWU	NEB	Period by Period Scoring			
Biggest lead	2 (1 st 19:36)	36 (2 nd 5:34)	Turnovers	4	8		1st	2nd	TOT	
Best Scoring Run	7 (2 nd 14:37)	10 (1 st 4:27)	Paint	32	32	LWU	24	28	52	
Lead Changes	1		Second Chance	9	11		NEB	51	33	84
Times Tied	0		Fast Breaks	8	4					
Time with Lead	00:23	39:13	Bench	21	27					

NEBRASKA 81, FLORIDA A&M 54



Official Basketball Box Score - Final
Florida A&M at Nebraska
11/05/23 Pinnacle Bank Arena, Lincoln
Nebraska vs. Florida A&M

Game Time: 7:01 PM
Game Duration: 2:04
Attendance: 13,766

Officials: Paul Szot, Edwin Young, Tony Meeks

Florida A&M - 54

Record: 0-2

No.	Name		Min	FG M-A	3P M-A	FT M-A	Rebounds OR DR TOT	Fouls PF	TP	AS	TO	ST	Blocks BS	+/-	
5	Keith Lamar	F	22:51	2-8	0-1	1-2	1 2 3	3 2	5	2	1	1	0	-18	
13	Shannon Grant	F	19:48	2-3	0-0	0-0	1 2 3	5 1	4	0	3	2	0	-10	
2	Jordan Chatman	G	10:11	0-3	0-1	0-0	0 0 0	4 0	0	0	1	1	0	-7	
4	Hantz Louis-Jeune	G	18:32	3-7	1-3	1-2	0 5 5	3 2	8	0	0	1	2	-21	
12	K'Jae Parker		36:54	5-20	1-6	2-2	1 5 6	1 1	13	3	2	0	0	-25	
11	Roderick Coffee III		20:38	0-6	0-4	2-4	1 1 2	1 3	2	2	1	0	0	-4	
24	Ja'Derrys Eatmon		18:21	3-7	0-0	2-2	3 1 4	2 3	8	0	2	1	1	-15	
10	Chase Barrs		15:08	0-1	0-0	1-2	3 1 4	5 1	1	1	1	0	0	-10	
23	Mies Hall		13:40	1-3	0-0	1-2	0 3 3	0 1	3	1	0	1	0	-14	
3	Monrell Schramm		22:05	4-7	2-4	0-1	1 2 3	2 1	10	1	2	1	0	-8	
34	Richard Mathews		01:52	0-1	0-1	0-0	0 0 0	0 0	0	0	0	0	0	-3	
Team							1 1 2		0	0	1				
Totals				20-66	4-20	10-17	11 24 35	26 17	54	10	14	8	3	5	-27

Technical Fouls: NONE

Nebraska - 81

Record: 2-0

NO.	Name	Min	FG	3P	FT	Rebounds	Fouls	TP	AS	TO	ST	Blocks	BS	BA
			M-A	M-A	M-A	OR	DR	PF						
51	Rienk Mast	F 27:21	6-14	2-5	6-6	5	11	16	2	4	20	2	2	0
53	Josiah Allick	F 28:38	1-3	0-0	3-4	3	2	5	1	4	5	0	2	0
0	C.J. Wilcher	G 19:51	2-6	1-4	1-2	0	1	1	4	1	6	2	0	1
3	Brice Williams	G 22:19	3-9	2-4	7-7	2	4	6	3	4	15	2	1	0
10	Jamarques Lawrence	G 24:40	2-6	0-3	1-2	0	5	5	1	1	5	4	4	3
1	Sam Holberg	22:37	1-3	1-3	0-0	1	2	3	1	2	3	1	2	4
9	Jarron Coleman	17:54	1-3	1-3	1-3	0	3	3	0	3	4	3	0	1
11	Eli Rice	22:18	4-9	3-6	5-8	0	4	4	1	5	16	0	0	0
21	Metar Diop	05:17	0-0	0-0	0-0	0	1	1	4	0	0	0	3	1
31	Cale Jacobsen	05:05	1-1	0-0	1-2	0	0	0	0	1	3	1	1	0
24	Jeff Grace	02:20	1-1	0-0	0	0	1	0	0	0	2	0	0	0
35	Henry Burt	01:40	1-1	0-0	0-2	0	1	1	0	0	1	2	0	0
Team						4	5	9			0	0		
Totals			23-56	10-28	25-36	16	39	55	17	26	81	15	18	7

Technical Fouls: NONE

	FAMU	NEB	Points from		FAMU	NEB	Period by Period Scoring			
Biggest lead	1 (1 st 15:38)	29 (2 nd 12:39)	Turnovers	9	11			1st	2nd	TOT
Best Scoring Run	5 (2 nd 10:54)	12 (1 st 12:12)	Paint	26	24					
Lead Changes	2		Second Chance	9	18	FAMU	25	29	54	
Times Tied	0		Fast Breaks	3	9					
Time with Lead	00:18	39:12	Bench	24	30	NEB	41	40	81	

NEBRASKA 64, RIDER 50



Official Basketball Box Score - Final
Rider at Nebraska
11/15/23 Pinnacle Bank Arena, Lincoln
Nebraska vs. Rider

Game Time: 7:05 PM
Game Duration: 1:57
Attendance: 13,478

Officials: Keith Kirtle, Amy Bonner, Marques Pettigrew

Rider - 50

Record: 1-2

NO.	Name	Min	FG	3P	FT	Rebounds	Fouls	TP	AS	TO	ST	Blocks	BS	BA	+	-	
			M-A	M-A	M-A	OR	DR	PF									
14	JT Langston Jr.	F 23:50	1-4	0-1	1-2	1	3	4	1	1	3	0	0	2	3	0	-8
33	Taric Ingram	F 33:30	1-6	0-0	2-2	1	7	8	3	1	4	2	0	3	1	0	-10
2	Allen Powell	G 35:16	2-13	1-8	0-0	0	2	2	2	1	5	3	0	2	0	0	-8
3	Corey McKelthan	G 34:19	6-14	2-6	4-5	0	5	5	1	2	18	2	4	0	0	1	-14
35	T.J. Weeks Jr.	G 28:56	2-9	1-5	1-1	1	4	5	4	1	6	0	1	2	0	0	-12
5	Mervin James	19:44	4-7	2-3	0-0	2	3	5	1	10	1	2	1	0	0	0	-8
0	DJ Dudley	14:41	1-3	0-2	2-2	0	3	3	0	1	4	0	2	0	0	0	-1
31	Tyreek Weeks	01:52	0-0	0-0	0-0	0	0	0	0	0	0	0	0	0	0	0	-4
23	Anthony McCall	07:52	0-0	0-0	0-0	1	0	1	2	1	0	0	2	0	0	0	-5
Team						1	0	1			0	0					
Totals			17:56	6:25	10:12	7	27	34	18	9	50	8	11	10	5	0	-14

NEBRASKA 84, OREGON STATE 63



Official Basketball Box Score - Final
Oregon St. at Nebraska
11/18/23 Sanford Pavilion, Sioux Falls
2023-24 Men's Basketball

Game Time: 3:00 PM
Game Duration: 1:56
Attendance: 2,938

Officials: Kelly Pfeiffer, Rob Kueneman, Nate Harris

Oregon St. - 63																		
Record: 3-1																		
NO.	Name	Min	FG	3P	FT	Rebounds	Fouls	TP	AS	TO	ST	Blocks	BS	BA	+	-		
			M-A	M-A	M-A	OR DR TOT	FF FD											
34	Tyler Bilodeau	F 32:53	4-10	0-2	7-7	0 7 7	4 4	15	1	2	1	1	1	1	-18			
15	Choi Marial	G 05:35	0-1	0-1	0-0	0 1 1	1 0	9	0	0	0	0	0	0	-4			
0	Jordan Pope	G 35:41	8-12	3-5	6-6	2 1 3	1 5	25	3	0	0	1	0	1	-21			
1	Christian Wright	G 19:40	2-5	1-2	1-2	0 1 1	3 2	6	2	2	0	0	0	0	-4			
4	Dexter Akanno	G 14:42	0-7	0-4	0-0	0 1 1	2 2	0	0	0	1	0	1	0	-15			
24	KC Ikwke	G 10:34	1-4	0-0	0-0	4 1 5	1 1	2	0	0	0	1	0	1	-22			
5	Justin Rochelin	G 13:25	2-8	2-6	2-2	2 1 3	5 1	8	0	0	1	0	0	0	2			
11	DaJohn Craig	F 17:37	1-3	0-1	1-2	0 2 2	2 1	3	2	1	0	0	0	0	-18			
22	Thomas Ndong	F 11:02	0-0	0-0	0-0	0 1 1	2 2	0	1	0	1	0	0	0	0			
12	Michael Rataj	G 09:39	0-3	0-1	0-0	1 1 2	0 0	0	1	0	0	1	0	0	-4			
3	Gavin Marrs	G 12:51	1-1	0-0	0-0	1 1 1	1 0	2	0	1	0	0	0	0	0			
2	Josiah Lake II	G 13:31	0-0	0-0	2-2	0 1 1	1 1	2	1	0	0	0	0	0	1			
14	Jayden Stevens	G 02:50	0-0	0-0	0-0	0 1 1	0 0	0	0	0	0	0	0	0	-9			
Team						0 2 2		0		0								
Totals			19-54	6-22	19-21	9 22 31	23 19	63	11	9	4	3	3	3	-21			
Technical Fouls: NONE																		

Nebraska - 84																		
Record: 5-0																		
NO.	Name	Min	FG	3P	FT	Rebounds	Fouls	TP	AS	TO	ST	Blocks	BS	BA	+	-		
			M-A	M-A	M-A	OR DR TOT	FF FD											
51	Rienk Mast	F 26:53	5-12	0-2	5-6	6 7 13	2 5	15	2	0	0	0	0	0	22			
53	Josiah Allick	F 24:59	2-6	0-0	4-6	2 2 4	3 5	8	0	1	2	0	0	1	17			
3	Brice Williams	G 26:21	9-17	3-7	4-4	3 0 3	0 4	25	2	0	2	1	1	1	25			
10	Jamarques Lawrence	G 22:45	1-3	0-0	1-1	0 5 5	2 1	3	3	0	0	0	0	0	14			
30	Keisel Tominaga	G 25:09	3-6	2-3	0-0	0 2 2	2 0	8	2	2	2	0	0	0	19			
4	Juwan Gary	G 20:58	5-10	1-4	1-2	4 6 10	3 2	12	2	2	1	2	1	1	7			
0	C.J. Wilcher	G 12:44	1-2	1-2	0-0	0 0 0	0 1	3	1	0	0	0	0	0	0			
1	Sam Holberg	G 11:48	2-4	1-3	0-1	0 0 0	3 1	5	0	1	0	0	0	0	6			
9	Jarron Coleman	G 14:50	0-2	0-2	1-2	0 2 2	1 2	1	3	0	1	0	1	0	0			
11	Eli Rice	G 02:25	0-1	0-1	0-0	0 0 0	0 0	1	0	0	0	0	0	0	-3			
21	Matar Diop	G 02:25	1-1	0-0	0-2	0 2 2	0 1	2	1	0	0	0	0	0	-3			
3	Cale Jacobsen	G 02:25	1-1	0-0	0-2	0 0 0	2 1	2	0	0	0	0	0	0	-3			
24	Jeff Grace	G 01:09	0-0	0-0	0-0	0 0 0	0 0	0	0	0	0	0	0	0	-3			
35	Henry Burt	G 01:09	0-0	0-0	0-0	0 0 0	0 0	0	0	0	0	0	0	0	-3			
Team						2 1 3		0		0								
Totals			30-65	8-24	16-26	17 27 44	19 23	84	16	6	8	3	3	3	21			
Technical Fouls: NONE																		

Technical Fouls: NONE

	OSU	NEB		OSU	NEB		Period by Period Scoring				
Biggest lead	6 (1 st 18:12)	31 (2 nd 14:06)		Points from Turnovers	5	14			1st	2nd	TOT
Best Scoring Run	7 (2 nd 11:15)	20 (1 st 3:21)		Paint	16	38		OSU	24	39	63
Lead Changes	1	1		Second Chance	6	22					
Times Tied	0			Fast Breaks	5	21		NEB	44	40	84
Time with Lead	06:21	33:14		Bench	17	25					

NEBRASKA 85, CAL STATE FULLERTON 72



Official Basketball Box Score - Final
Cal St. Fullerton at Nebraska
11/20/23 Pinnacle Bank Arena, Lincoln
Nebraska vs. Cal State Fullerton

Game Time: 1:01 PM
Game Duration: 1:51
Attendance: 14,711

Officials: Bret Smith, Alfred Smith, Jourdan Love

Cal St. Fullerton - 72																		
Record: 2-4																		
NO.	Name	Min	FG	3P	FT	Rebounds	Fouls	TP	AS	TO	ST	Blocks	BS	BA	+	-		
			M-A	M-A	M-A	OR DR TOT	FF FD											
3	Bert Kabamba	F 20:44	0-2	0-0	2-2	4 6 3	3 0	0	2	3	0	0	0	1	-13			
13	Vincent Lee	F 16:39	3-5	0-0	2-2	1 0 1	0 1	8	0	0	1	2	1	5				
2	Max Jones	G 31:10	10-19	5-7	5-7	0 3 3	1 6	30	1	4	1	0	0	0	-8			
7	Dominic Brewton	G 31:41	5-16	0-3	0-0	1 4 5	1 1	10	1	2	2	0	1	0	-20			
21	Grayson Carper	G 36:15	2-8	2-8	0-0	3 4 7	2 0	6	1	1	0	1	0	0	-8			
24	Kendrick De Luna	G 12:47	0-2	0-0	0-0	1 0 1	2 0	0	0	0	1	0	1	0	-16			
0	Jalen Cooper	G 15:12	1-2	0-0	0-0	1 2 3	3 0	2	1	1	0	0	0	0	-5			
5	Donovan Oday	G 27:21	7-13	2-4	0-0	1 2 3	4 0	16	1	2	1	0	0	0	0			
12	Zachary Visentin	G 08:11	0-0	0-0	0-0	2 0 2	1 1	0	0	0	1	0	0	0	0			
Team						3 1 4		0		0								
Totals			28-67	9-22	7-9	15 20 35	17 9	72	9	12	8	5	3	-13				
Technical Fouls: NONE																		

Technical Fouls: NONE

	CAL	NEB	Points from		CAL	NEB	Period by Period Scoring		
Biggest lead	3 (1 3 st 18:43)	19 (2 nd 4:51)	Turnovers	7	11		1 st	2 nd	TOT
Best Scoring Run	7 (2 nd 2:26)	8 (1 st 16:30)	Paint	32	28	CAL	36	36	72
Lead Changes	1		Second Chance	14	8	NEB	47	38	85
Times Tied	2		Fast Breaks	2	10				
Time with Lead	01:02	37:07	Bench	18	18				

2023-24 BOXSCORES

MINNESOTA 76, NEBRASKA 65



Official Basketball Box Score - Final
Nebraska at Minnesota
12/09/23 Wilmar Arena, Minneapolis
2023-24 Men's Basketball

Game Time: 8:00 PM
Game Duration: 2:06
Attendance: 6,899

Officials: D.J. Carstensen, Terry Ogelsby, John Floyd

Nebraska - 65

Record: 7-2 (0-1)

NO. Name	Min	FG M-A	3P M-A	FT M-A	Rebounds OR DR TOT	Fouls PF FD	TP	AS	TO	ST	Blocks BS BA	+/-
51 Rienk Mast	F 30:05	2-7	0-2	0-0	2 3 5	3 0	4	3	1	0	1	-11
53 Josiah Allick	F 21:30	1-2	0-0	1-2	0 3 3	0 1	3	1	2	0	0	-7
3 Brice Williams	G 30:28	8-16	1-3	1-2	3 3 6	5 1	18	4	4	3	1	-8
10 Jamarques Lawrence	G 32:56	5-9	3-5	3-4	1 6 7	3 2	16	1	7	1	0	-10
30 Keisei Tominaga	G 24:04	0-5	0-4	4-4	0 0 0	2 1	4	0	1	0	0	-11
0 C.J. Wilcher	18:07	3-6	1-2	2-2	1 2 3	2 2	9	2	1	0	0	2
4 Juwan Gary	30:54	5-7	0-1	1-1	2 2 4	3 1	11	2	2	2	0	-4
1 Sam Holberg	08:28	0-0	0-0	0-0	0 0 0	0 0	0	2	0	0	0	-9
9 Jarron Coleman	03:25	0-1	0-1	0-0	0 0 0	2 0	0	0	0	0	0	4
31 Cale Jacobsen	00:03	0-0	0-0	0-0	0 0 0	1 0	0	0	0	0	0	-1
Team					1 3 4			0	0			
Totals		24-53	5-18	12-15	10 22 32	21 8	65	15	18	7	1 7	-11

Technical Fouls: NONE

Minnesota - 76

Record: 6-3 (1-1)

NO. Name	Min	FG M-A	3P M-A	FT M-A	Rebounds OR DR TOT	Fouls PF FD	TP	AS	TO	ST	Blocks BS BA	+/-
1 Joshua Ola-Joseph	F 22:40	6-8	1-1	2-2	5 0 5	0 1	15	2	2	0	1 0	7
3 Dawson Garcia	F 06:45	0-0	0-0	0-0	0 2 2	0 0	0	0	0	0	0 0	1
0 Elijah Hawkins	G 34:50	2-4	2-3	6-10	1 5 6	2 6	12	11	4	1	1 0	22
4 Braeden Carrington	G 32:23	4-10	1-4	4-5	1 4 5	3 6	13	2	2	3	1 0	7
24 Cam Christie	G 25:04	3-8	2-7	1-2	0 3 3	1 1	9	1	1	0	1 0	4
21 Pharell Payne	35:19	5-6	0-0	2-6	1 3 4	2 4	12	1	3	1	2 1	11
2 Mike Mitchell Jr.	23:28	5-14	2-8	0-0	0 0 0	1 0	12	0	2	5	0 0	5
5 Isaiah Ihnen	09:29	0-2	0-2	1-2	1 1 3	0 2	1	0	0	0	0 0	-11
23 Parker Fox	10:02	0-1	0-0	2-2	0 0 0	0 1	2	1	2	0	0 1	9
Team					3 1 4		0					
Totals		25-53	8-25	18-29	13 19 32	9 21	76	18	16	10	7 1	11

Technical Fouls: Mitchell Jr. 2nd 7/42

	NEB	UMN				
Biggest lead	17 (1 st 1:13)	11 (2 nd 0:32)	Points from Turnovers	NEB 21	UMN 24	
Best Scoring Run	9 (1 st 3:37)	13 (2 nd 13:14)	Paint	21	24	
Lead Changes			Second Chance	8	14	
Times Tied	5		Fast Breaks	8	11	
Time with Lead	19:42	16:55	Bench	20	27	
			Period by Period Scoring			
				1st	2nd	TOT
			NEB	39	26	65
			UMN	24	52	76

NEBRASKA 77, MICHIGAN STATE 70



Official Basketball Box Score - Final
Michigan St. at Nebraska
12/09/23 Frisvold Bank Arena, Lincoln
Nebraska vs. Michigan State

Game Time: 5:37 PM
Game Duration: 2:20
Attendance: 14,585

Officials: Brian Dorsey, Tim Comer, Brett Smith

Michigan St. - 70

Record: 4-5 (0-2)

NO. Name	Min	FG M-A	3P M-A	FT M-A	Rebounds OR DR TOT	Fouls PF FD	TP	AS	TO	ST	Blocks BS BA	+/-
25 Malik Hall	F 33:51	7-14	1-2	7-7	2 5 7	2 4	22	3	0	1	2 0	-8
22 Mady Sissoko	C 12:59	0-0	0-0	1-2	3 2	2 1	0	1	0	0	0 0	-4
2 Tyson Walker	G 35:01	7-18	3-8	0-0	4 4 4	2 2	17	2	2	1	0 0	-7
3 Jaden Atkins	G 28:14	4-7	2-4	0-0	1 3 4	2 0	10	0	1	0	0 0	-7
11 A.J. Hoggard	G 27:56	5-10	1-1	1-2	1 4 5	1 2	12	3	1	2	0 3	-11
15 Carson Cooper	12:01	1-2	0-0	0-0	0 0 0	0 1	2	0	1	0	0 0	0
1 Jeremy Fears Jr.	09:58	0-2	0-0	0-0	0 0 0	2 0	0	2	3	0	0 0	3
5 Tre Holloman	19:21	1-5	1-2	0-0	0 1 1	0 1	3	2	0	0	0 0	1
55 Coen Carr	20:39	2-3	0-0	0-0	1 2 3	0 0	4	1	1	1	0 0	-2
Team					2 2 4		0					
Totals		27-61	8-17	8-9	8 23 31	13 11	70	14	9	5	2 4	-7

Technical Fouls: NONE

Nebraska - 77

Record: 8-2 (1-1)

NO. Name	Min	FG M-A	3P M-A	FT M-A	Rebounds OR DR TOT	Fouls PF FD	TP	AS	TO	ST	Blocks BS BA	+/-
4 Juwan Gary	F 35:59	8-11	2-4	2-3	0 3 3	2 3	20	1	1	3	2 0	10
51 Rienk Mast	F 34:25	4-9	0-2	0-0	3 11 14	3 0	8	6	3	0	1 0	8
3 Brice Williams	G 30:02	4-7	1-2	5-6	0 3 3	2 4	14	0	2	0	1 0	9
10 Jamarques Lawrence	G 25:54	1-5	0-1	0-0	0 3 3	2 0	2	4	2	0	0 0	0
30 Keisei Tominaga	G 29:48	5-12	3-7	2-2	0 0 0	1 2	15	1	0	1	0 0	4
0 C.J. Wilcher	15:00	3-5	2-4	2-2	1 1 2	2 0	10	1	0	0	0	-3
1 Sam Holberg	16:38	1-4	1-2	2-2	0 3 3	1 1	5	2	0	1	0 2	8
21 Matar Diop	05:35	0-0	0-0	0-0	0 0 0	0 1	0	1	0	0	0 0	-1
11 Eli Rice	06:39	1-1	1-1	0-0	0 0 0	0 0	3	0	0	0	0 0	0
Team					1 2 3		0					
Totals		27-54	10-23	13-15	5 26 31	11 13	77	16	9	5	4 2	7

Technical Fouls: NONE

	MSU	NEB	Points from		MSU	NEB	Period by Period Scoring		
Biggest lead	7 (1 st 12:19)	7 (2 nd 0:25)	Turnovers	4	8		1st	2nd	TOT
Best Scoring Run	7 (1 st 12:19)	8 (1 st 10:23)	Paint	28	30				
Lead Changes	15	15	Second Chance	8	4	MSU	34	36	70
Times Tied	6	5	Fast Breaks	5	8				
Time with Lead	17:33	17:55	Bench	9	18	NEB	31	46	77

NEBRASKA 62, KANSAS STATE 46



Official Basketball Box Score - Final
Nebraska at Kansas St.
12/17/23 Bramlage Coliseum, Manhattan
2023-24 Men's Basketball

Game Time: 2:01 PM
Game Duration: 1:57
Attendance: 10,206

Officials: Kipp Kissinger, Paul Selez, Marques Pettigrew

Nebraska - 62

Record: 9-2

NO. Name	Min	FG M-A	3P M-A	FT M-A	Rebounds OR DR TOT	Fouls PF FD	TP	AS	TO	ST	Blocks BS BA	+/-
4 Juwan Gary	F 30:39	6-16	1-2	0-0	11 7 18	3 0	13	1	3	0	1 2	17
51 Rienk Mast	F 36:23	8-15	3-4	0-1	4 8 12	1 2	19	3	3	0	0 3	18
3 Brice Williams	G 31:59	4-12	2-7	0-1	1 8 9	3 1	10	2	0	2	2 12	
10 Jamarques Lawrence	G 24:23	1-6	0-3	0-0	1 3 4	2 1	2	2	4	0	0 1	13
30 Keisei Tominaga	G 26:30	3-11	3-9	0-0	1 2 3	2 2	9	4	0	5	0 1	20
53 Josiah Allick	10:50	1-2	0-0	1-2	0 0 0	0 3	3	0	0	0	0 0	-3
1 Sam Holberg	25:33	1-3	1-2	0-0	0 3 3	1 0	3	2	0	2	0 0	8
0 C.J. Wilcher	08:15	0-4	0-2	0-0	1 2 3	1 1	0	0	1	0	1 0	-6
11 Eli Rice	05:28	1-3	1-2	0-0	0 0 0	1 1	1	0	0	0	0 0	1
Team					3 2 5		0					
Totals		25-72	11-31	1-4	22 35 57	17 11	62	14	14	7	4 9	16

Technical Fouls: NONE

Kansas St. - 46

Record: 8-3

NO. Name	Min	FG M-A	3P M-A	FT M-A	Rebounds OR DR TOT	Fouls PF FD	TP	AS	TO	ST	Blocks BS BA	+/-
1 David N'Guessan	F 30:14	2-6	0-2	0-2	3 3 6	3 2	4	0	1	3	0 1	-7
24 Arthur Kaluma	F 37:06	2-10	0-5	4-7	1 4 5	1 7	8	0	3	1	0 1	-14
13 Will McNair Jr.	C 21:23	0-5	0-1	0-0	1 5 6	1 0	0	1	1	1	4 0	-21
2 Tyler Perry	G 35:59	3-11	3-10	2-2	0 2 2	3 2	11	6	2	0	1 0	-15
5 Cam Carter	G 36:59	4-17	1-8	3-4	0 2 2	3 12	2	2	0	3	2	-22
4 Dai Dai Ames	16:48	2-5	0-2	0-1	1 0 1	0 1	4	1	3	0	0 0	-2
8 RJ Jones	04:59	0-2	0-2	0-0	0 0 0	0 0	0	1	0	0	0 0	4
23 Macaleab Rich	16:32	3-4	0-0	1-2	4 5 9	1 2	7	0	0	1	1 0	-3
Team					3 6 9		0					
Totals		16-60	4-30	10-18	13 27 40	11 17	46	11	12	6	9 4	-16

Technical Fouls: NONE

	NU	KState				
Biggest lead	19 (2 nd 4:22)	6 (1 st 3:12)				
Best Scoring Run	12 (2 nd 5:34)	9 (1 st 3:12)				
Lead Changes	13	2				
Times Tied	2	2				
Time with Lead	25:59	11:43				
Points from Turnovers	NU 8	KState 4				
Paint	28	22				
Second Chance	16	12				
Fast Breaks	7	3				
Bench	9	11				
			Period by Period Scoring			
				1st	2nd	TOT
			NU	31	31	62
			KState	34	12	46

NEBRASKA 83, NORTH DAKOTA 75



Official Basketball Box Score - Final
North Dakota at Nebraska
12/20/23 Frisvold Bank Arena, Lincoln
Nebraska vs. North Dakota

Game Time: 6:31 PM
Game Duration: 1:55
Attendance: 13,397

Officials: Brian McRut, Keith Patterson, Chad Barlow

North Dakota - 75

Record: 8-5

NO. Name	Min	FG M-A	3P M-A	FT M-A	Rebounds OR DR TOT	Fouls PF FD	TP	AS	TO	ST	Blocks BS BA	+/-
10 Tsotne Tsartsidze	F 25:56	1-4	1-4	0-0	4 2 6	2 1	3	1	2	0	1 0	-9
15 Brady Danielson	F 16:46	2-6	0-3	2-2	0 0 0	2 1	6	0	1	0	0 0	1
20 B.J. Omet	F 32:21	7-16	2-5	5-9	3 5 8	5 2	21	1	1	1	0 0	-8
3 Amar Kuluhovic	C 17:14	1-3	0-0	2-2	1 0 1	0 1	4	0	2	0	0 0	-13
52 Treysen Eaglestaff	G 28:56	5-14	3-10	0-0	1 2 3	1 0	13	1	1	2	0 0	-15
4 Tyree Ihernacho	28:09	8-17	5-9	1-2	1 4 5	3 1	22	2	1	2	0 0	2
1 Elijah Brooks	16:50	2-2	0-0	0-0	1 3 4	0 0	4	1	0	0	0 0	1
2 Eli King	20:31	0-5	0-1	2-2	2 2 4	3 2	4	2	2	1	0 0	-5
12 Brian Mathews	10:53	0-0	0-0	0-0	2 1 3	1 0	0	1	0	0	0 0	2
5 Deng Mayar	02:24	0-0	0-0	0-0	0 1 1	0 0	0	0	0	0	0 0	4
Team					4 3 7		0					
Totals		26-67	11-32	12-17	19 23 42	14 11	75	11	11	6	2 0	-8

Technical Fouls: NONE

Nebraska - 83

NEBRASKA 91, SOUTH CAROLINA STATE 62



Official Basketball Box Score - Final
South Carolina St. at Nebraska
12/29/23 Forensic Bank Arena, Lincoln
2023-24 Men's Basketball

Game Time: 6:31 PM
Game Duration: 2:01
Attendance: 14,987

Officials: Bret Smith, Rob Kueneman, Steve McLunkins

South Carolina St. - 62

Record: 4-11

NO.	Name		Min	Shooting By Period																
				FG	3P	FT	Rebounds			Fouls		TP	AS	TO	ST	Blocks	+/-			
				M-A	M-A	M-A	OR	DR	TOT	PF	FD					BS	BA			
4	Caleb McCarty	F	16:18	0-2	0-0	2-2	2	4	6	4	1	0	0	1	0	1	1	1	-30	
13	Drayton Jones	F	18:46	0-3	0-0	2-4	1	1	2	3	2	2	0	0	1	0	1	0	-16	
00	Omar Croskey	G	18:20	2-9	0-1	2-2	2	1	3	2	3	6	0	0	2	0	2	0	-21	
12	Mitchell Taylor	G	21:21	3-7	0-0	0-0	0	3	3	3	0	6	2	4	0	0	0	0	-2	
24	Shaman Alston	G	15:48	0-4	0-1	2-2	0	2	2	0	3	2	1	3	1	1	0	-6		
2	Jordan Simpson		15:42	7-11	1-1	2-2	1	2	3	3	3	17	1	1	2	0	0	10		
3	Michael Teal		20:58	4-9	2-6	1-1	1	1	2	0	2	11	0	4	1	0	0	-32		
55	Davion Everett		09:48	3-6	0-1	0-0	2	6	8	1	0	6	0	2	0	0	0	-17		
42	Dallas James		09:15	1-1	0-0	0-0	0	0	0	0	1	2	0	0	0	0	1	4		
1	Aliba Taylor		11:40	0-6	0-1	0-0	0	0	0	0	1	0	1	1	1	0	2	-15		
11	Wilson Dubinsky		21:54	0-9	0-7	0-0	0	0	0	1	1	0	2	2	1	0	1	-19		
5	Raquan Brown		20:10	3-7	2-5	2-2	2	5	7	3	2	10	2	0	0	0	0	-1		
Team							2	2	4				0	1						
Totals				23:74	5-23	11-15	13	27	40	21	18	62	9	19	9	3	7	29		

Technical Fouls: Team 2nd 9:10

Nebraska - 91

Record: 11-2

NO. Name		Min	FG		3P		FT		Rebounds		Fouls		TP	AS	TO	ST	Blocks		+/-	Shooting By Period		
			M-A	M-A	M-A	M-A	OR	DR	OT	PF	FD	BS					BA					
4	Juwan Gary	F 15:42	1-3	0-2	3-4	2	1	3	0	2	5	4	0	1	4	0	0	24	1 st FG%	16-29	55.2%	
53	Josiah Allick	F 18:35	4-4	0-0	2-2	1	6	7	1	2	10	4	1	2	1	0	30	3PT%	5-15	33.3%		
3	Brice Williams	G 20:08	5-10	1-4	5-5	0	7	7	2	4	16	1	3	0	2	0	27	FT%	13-20	65%		
10	Jamarques Lawrence	G 12:51	2-5	1-2	3-4	0	3	3	3	2	8	1	4	0	0	0	19	2 nd FG%	13-32	40.6%		
30	Keisei Tominaga	G 16:26	2-5	1-3	0-0	1	4	5	1	0	5	1	0	3	0	1	27	3PT%	4-15	26.7%		
1	Sam Holberg	16:34	2-6	0-2	1-2	3	4	7	3	1	5	3	2	2	0	1	14	FT%	11-12	91.7%		
0	C.J. Wilcher	18:31	7-9	2-4	2-2	0	2	2	0	1	18	0	2	3	0	0	24	GM FG%	29-61	47.5%		
11	Eli Rice	24:18	2-8	2-6	4-6	0	2	2	4	4	10	1	0	2	0	1	5	3PT%	9-30	30.0%		
21	Matar Diop	20:20	0-1	0-0	0-3	1	3	4	3	2	0	0	1	2	0	0	-4	FT%	24-32	75.0%		
9	Jarron Coleman	19:30	3-7	2-5	0-0	0	0	0	1	1	8	6	6	1	0	0	4	Dead Ball Rebounds: 3, 0				
31	Cale Jacobsen	13:13	1-3	0-2	2-2	0	2	2	0	1	4	1	1	0	0	0	-12					
24	Jeff Grace	03:52	0-0	0-0	2-2	1	0	1	0	1	2	0	0	0	0	0	-13					
Team																						
Totals			29-61	9-30	24-32	10	40	50	18	21	91	22	20	16	7	3	29					

Technical Fouls: NONE

	SCS		NEB		Points from		SCS	NEB	Period by Period Scoring			
Biggest lead	0 (1 st 20:00)		49 (2 nd 8:39)		Turnovers		13	19				
Best Scoring Run	10 (2 nd 2:21)		12 (1 st 14:21)		Paint		26	34				
Lead Changes			0		Second Chance		9	8	SCS	11	51	62
Times Tied			0		Fast Breaks		12	23				
Time with Lead	00:00		39:40		Bench		46	47	NEB	50	41	91



2023-24 Nebraska Men's Basketball Combined Team Statistics In Conference games

Page 1/1
as of Dec 30, 2023

Game Records

Record	Overall	Home	Away	Neutral
ALL GAMES	1-1	1-0	0-1	0-0
CONFERENCE	1-1	1-0	0-1	0-0
NON-CONFERENCE	0-0	0-0	0-0	0-0

Score by Periods

Team	1st	2nd	OT	TOT
Nebraska	70	72	0	142
Opponents	58	88	0	146

Team Box Score

No.	Player				Total		3-Point		F-Throw		Rebounds													
		GP-GS	MIN	AVG	FG-FGA	FG%	3FG-3FGA	3FG%	FT-FTA	FT%	OFF	DEF	TOT	AVG	PF	DQ	A	TO	BLK	STL	PTS	AVG		
3	WILLIAMS, Brice	2-2	60:30	30.3	12-23	.522	2-5	.400	6-8	.750	3	6	9	4.5	7	1	4	6	2	3	32	16.0		
4	GARY, Juwan	2-1	66:53	33.4	13-18	.722	2-5	.400	3-4	.750	2	5	7	3.5	5	0	3	3	2	5	31	15.5		
30	TOMINAGA, Keisei	2-2	53:53	26.9	5-17	.294	3-11	.273	6-6	1.000	0	0	0	0.0	3	0	1	1	0	1	19	9.5		
0	WILCHER, C.J.	2-0	33:07	16.6	6-11	.545	3-6	.500	4-4	1.000	2	3	5	2.5	2	0	3	1	0	0	19	9.5		
10	LAWRENCE, Jamarques	2-2	58:50	29.4	6-14	.429	3-6	.500	3-4	.750	1	9	10	5.0	5	0	5	9	0	1	18	9.0		
51	MAST, Rienk	2-2	64:30	32.2	6-16	.375	0-4	.000	0-0	.000	5	14	19	9.5	6	0	9	4	1	1	12	6.0		
53	ALLICK, Josiah	1-1	21:30	21.5	1-2	.500	0-0	.000	1-2	.500	0	3	3	3.0	0	0	1	2	0	0	3	3.0		
11	RICE, Eli	1-0	06:39	6.7	1-1	1.000	1-1	1.000	0-0	.000	0	0	0	0.0	0	0	0	0	0	0	3	3.0		
1	HOIBERG, Sam	2-0	25:06	12.6	1-4	.250	1-2	.500	2-2	1.000	0	3	3	1.5	1	0	4	0	0	1	5	2.5		
9	COLEMAN, Jarron	1-0	03:25	3.4	0-1	.000	0-1	.000	0-0	.000	0	0	0	0.0	2	0	0	0	0	0	0	0.0		
21	DIOP, Matar	1-0	05:35	5.6	0-0	.000	0-0	.000	0-0	.000	0	0	0	0.0	0	0	1	0	0	0	0	0.0		
31	JACOBSEN, Cale	1-0	00:03	0.1	0-0	.000	0-0	.000	0-0	.000	0	0	0	0.0	1	0	0	0	0	0	0	0.0		
Team											2	5	7					1						
Total		2	400		51-107	.477	15-41	.366	25-30	.833	15	48	63	31.5	32	1	31	27	5	12	142	71.0		
Opponents		2	400		52-114	.456	16-42	.381	26-38	.684	21	42	63	31.5	22	0	32	25	9	15	146	73.0		

Team Statistics

	NEBR	OPP
Scoring		
Points per game	71.0	73.0
Scoring margin	-2.0	-
Field goals-att		
Field goal pct	.477	.456
3 point fg-att		
3-point FG pct	.366	.381
3-pt FG made per game	7.5	8.0
Free throws-att		
Free throw pct	.833	.684
F-Throws made per game	12.5	13.0
Rebounds		
Rebounds per game	31.5	31.5
Rebounding margin	0.0	-
Assists		
Assists per game	15.5	16.0
Turnovers		
Turnovers per game	13.5	12.5
Turnover margin	-1.0	-
Assist/turnover ratio	1.1	1.3
Steals		
Steals per game	6.0	7.5
Blocks		
Blocks per game	2.5	4.5
Winning streak		
Home win streak	1	-
Attendance		
Home games-Avg/Game	1-14585	1-6899
Neutral site-Avg/Game	-	0-0

Team Results

Date	Opponent		Score	Att.
12/06/2023	at Minnesota	L	65-76	6899
12/10/2023	Michigan St.	W	77-70	14585



2023-24 Nebraska Men's Basketball Combined Team Statistics All games

Page 1/1
as of Dec 30, 2023

Game Records

Record	Overall	Home	Away	Neutral
ALL GAMES	11-2	9-1	1-1	1-0
CONFERENCE	1-1	1-0	0-1	0-0
NON-CONFERENCE	10-1	8-1	1-0	1-0

Score by Periods

Team	1st	2nd	OT	TOT
Nebraska	514	495	0	1009
Opponents	402	449	0	851

Team Box Score

No.	Player				Total		3-Point		F-Throw		Rebounds											
		GP-GS	MIN	AVG	FG-FGA	FG%	3FG-3FGA	3FG%	FT-FTA	FT%	OFF	DEF	TOT	AVG	PF	DQ	A	TO	BLK	STL	PTS	AVG
3	WILLIAMS, Brice	13-13	349:14	26.9	58-131	.443	18-52	.346	44-50	.880	16	53	69	5.3	29	1	29	21	11	8	178	13.7
4	GARY, Juwan	10-4	262:32	26.3	51-95	.537	13-35	.371	18-26	.692	30	39	69	6.9	15	0	15	8	10	14	133	13.3
51	MAST, Rienk	11-11	322:33	29.3	52-113	.460	12-36	.333	27-31	.871	33	76	109	9.9	20	0	33	18	2	1	143	13.0
30	TOMINAGA, Keisei	11-11	263:51	24.0	46-107	.430	21-63	.333	27-32	.844	3	22	25	2.3	11	0	11	7	0	14	140	12.7
0	WILCHER, C.J.	13-2	218:01	16.8	36-73	.493	17-44	.386	12-14	.857	9	17	26	2.0	12	0	12	8	4	6	101	7.8
53	ALLICK, Josiah	12-11	286:22	23.9	27-55	.491	2-10	.200	28-39	.718	25	38	63	5.3	13	0	16	16	4	8	84	7.0
10	LAWRENCE, Jamarques	13-13	328:19	25.3	28-82	.341	11-42	.262	16-23	.696	7	43	50	3.8	25	0	36	30	0	8	83	6.4
11	RICE, Eli	10-0	96:49	9.7	11-30	.367	8-21	.381	13-20	.650	2	10	12	1.2	9	0	3	2	2	2	43	4.3
1	HOIBERG, Sam	13-0	226:38	17.4	18-44	.409	9-23	.391	8-14	.571	8	26	34	2.6	22	0	17	10	2	12	53	4.1
9	COLEMAN, Jarron	10-0	137:44	13.8	8-34	.235	4-21	.190	7-11	.636	1	19	20	2.0	11	0	26	17	1	3	27	2.7
31	JACOBSEN, Cale	8-0	37:36	4.7	3-6	.500	0-2	.000	3-6	.500	0	3	3	0.4	4	0	3	2	0	1	9	1.1
24	GRACE, Jeff	6-0	14:03	2.3	2-3	.667	0-0	.000	2-3	.667	2	0	2	0.3	0	0	1	0	0	0	6	1.0
21	DIOP, Matar	8-0	49:58	6.2	2-5	.400	0-1	.000	3-9	.333	2	8	10	1.3	9	0	3	5	2	2	7	0.9
35	BURT, Henry	4-0	06:19	1.6	1-1	1.000	0-0	.000	0-2	.000	0	2	2	0.5	0	0	0	0	0	0	2	0.5
Team											21	30	51					3				
Total		13	2600		343-779	.440	115-350	.329	208-280	.743	159	386	545	41.9	180	1	205	147	38	79	1009	77.6
Opponents		13	2600		308-824	.374	93-331	.281	142-196	.724	158	315	473	36.4	228	6	134	152	51	86	851	65.5

Team Statistics

	NEBR	OPP
Scoring		
	1009	851
Points per game	77.6	65.5
Scoring margin	+12.2	-
Field goals-att		
	343-779	308-824
Field goal pct	.440	.374
3 point fg-att		
	115-350	93-331
3-point FG pct	.329	.281
3-pt FG made per game	8.8	7.2
Free throws-att		
	208-280	142-196
Free throw pct	.743	.724
F-Throws made per game	16.0	10.9
Rebounds		
	545	473
Rebounds per game	41.9	36.4
Rebounding margin	+5.5	-
Assists		
	205	134
Assists per game	15.8	10.3
Turnovers		
	147	152
Turnovers per game	11.3	11.7
Turnover margin	+0.4	-
Assist/turnover ratio	1.4	0.9
Steals		
	79	86
Steals per game	6.1	6.6
Blocks		
	38	51
Blocks per game	2.9	3.9
Winning streak		
	4	-
Home win streak	3	-
Attendance		
	141730	17105
Home games-Avg/Game	10-14173	2-8553
Neutral site-Avg/Game	-	1-2938

Team Results

Date	Opponent		Score	Att.
11/06/2023	Lindenwood	W	84-52	13478
11/09/2023	Florida A&M	W	81-54	13766
11/13/2023	Rider	W	64-50	13478
11/15/2023	Stony Brook	W	84-63	13614
11/18/2023	vs Oregon St.	W	84-63	2938
11/22/2023	Duquesne	W	89-79	14426
11/26/2023	Cal St. Fullerton	W	85-72	14171
12/03/2023	Creighton	L	60-89	15838
12/06/2023	at Minnesota	L	65-76	6899
12/10/2023	Michigan St.	W	77-70	14585
12/17/2023	at Kansas St.	W	62-46	10206
12/20/2023	North Dakota	W	83-75	13387
12/29/2023	South Carolina St.	W	91-62	14987