



# NEBRASKA BASKETBALL

## 2023-24 GAME NOTES

X HUSKERMBB

📺 HUSKERMBB

f HUSKERMBB

### GAME 17

OPPONENT: AT IOWA  
DATE: FRI., JAN. 12  
TIPOFF: 8:37 P.M.  
LOCATION: IOWA CITY, IOWA  
ARENA: CARVER-HAWKEYE ARENA

### GAME AT A GLANCE



**Iowa Hawkeyes**  
2023-24 Record: .....9-6 (1-3 B1G)  
Head Coach: .....Fran McCaffery  
Record at School: .....270-182 (14th year)  
Career Record: .....521-359 (28th year)



**Huskers Radio Network**  
Play-by-Play: .....Kent Pavelka  
Analyst: .....Jake Muhleisen



**Nebraska Cornhuskers**  
2023-24 Record: .....13-3 (3-2 B1G)  
Head Coach: .....Fred Hoiberg  
Record at Nebraska: .....54-86 (5th year)  
Career Record: .....168-142 (10th year)



**Big Ten Network**  
Play-by-Play: .....Mike Hall  
Analyst: .....Brian Butch

### 2023-24 SCHEDULE

Date	AP Rk.	Opponent	TV/Online	Time
Nov. 6		Lindenwood	B1G+	W 84-52
Nov. 9		Florida A&M	B1G+	W, 81-54
Nov. 13		Rider (Cornhusker Classic)	BTN	W, 64-50
Nov. 15		Stony Brook (Cornhusker Classic)	B1G+	W, 84-63
Nov. 18		vs. Oregon State	Peacock	W, 84-63
Nov. 22		Duquesne (Cornhusker Classic)	BTN	W, 89-79
Nov. 26		Cal State Fullerton	B1G+	W, 85-72
Dec. 3		No. 15 Creighton	FS1	L, 60-89
Dec. 6		at Minnesota *	BTN	L, 65-76
Dec. 10		Michigan State *	BTN	W, 77-70
Dec. 17		at Kansas State	Big 12 Now (ESPN+)	W, 62-46
Dec. 20		North Dakota	B1G+	W, 83-75
Dec. 29		South Carolina State	B1G+	W, 91-62
Jan. 3		Indiana *	BTN	W, 86-70
Jan. 6		at No. 21 Wisconsin *	BTN	L, 72-88
Jan. 9		No. 1 Purdue *	Peacock	W, 88-72
Jan. 12		at Iowa *	BTN	8:30 p.m.
Jan. 17		at Rutgers *	BTN	6 p.m.
Jan. 20		Northwestern *	BTN	1:15 p.m.
Jan. 23		Ohio State *	Peacock	6 p.m.
Jan. 27		at Maryland *	BTN	11 a.m.
Feb. 1		Wisconsin *	BTN	7:30 p.m.
Feb. 4		at Illinois *	BTN	5:30 p.m.
Feb. 7		at Northwestern *	BTN	8 p.m.
Feb. 10		Michigan *	BTN	5:30 p.m.
Feb. 17		Penn State *	BTN	11 a.m.
Feb. 21		at Indiana *	BTN	7:30 p.m.
Feb. 25		Minnesota *	BTN	5:30 p.m.
Feb. 29		at Ohio State *	FS1	5:30 p.m.
March 3		Rutgers *	BTN	5:30 p.m.
March 10		at Michigan *	BTN	11 a.m.
March 13-17		at Big Ten Tournament	TBA	TBA

\*-Big Ten Conference Game; Home games are in red and bold

### ON THE AIR

**Radio:** Friday's game will be carried on the Huskers Radio Network with Kent Pavelka and Jake Muhleisen on the call, including KLIN (1400 AM) in Lincoln, KXSP (590 AM) in Omaha and KRVN (880 AM) in Lexington and will also be available on Huskers.com and the Huskers app. The pregame show begins an hour before tipoff.

**TV/Online:** Friday's game will be on BTN with Mike Hall & Brian Butch on the call. It will also be available online on the Fox Sports app.

## HUSKERS HIT ROAD TO FACE IOWA FRIDAY NIGHT

The Nebraska men's basketball team has a quick turnaround following its win over No. 1 Purdue, as the Huskers travel to Iowa for a matchup with the Hawkeyes Friday night. Tipoff is set for 8:37 p.m. (central) and the game will be carried on the Big Ten Network and the Huskers Radio Network.

Nebraska (13-3, 3-2 Big Ten) put together a dazzling offensive performance in its 88-72 win over Purdue Tuesday night. The Huskers shot 51 percent from the field, including 61 percent from 3-point range, in knocking off a No. 1 team for just the fourth time in school history and first time since 1982. Keisei Tominaga led four Huskers in double figures with 19 points, including five 3-pointers, while Rienk Mast added 18 points and helped limit National Player of the Year Zach Edey to 15 points and seven rebounds.

Tominaga has been on a tear in January, averaging 21.3 ppg on 57 percent shooting over the last three games. The 6-2 guard is shooting 48 percent from 3-point range in that stretch and averaging 4.0 3-pointers per game. As a team, Nebraska is averaging 82.0 ppg this month on 49 percent shooting, including 46 percent from 3-point range.

One performance that went under the radar was the effort by Brice Williams, who had nine points and set season highs in assists (nine), rebounds (11) and steals (two). Williams, who has set career bests in assists in each of the last two games, was questionable for the game because of a foot injury suffered in the second half against Wisconsin.

Friday's game wraps up a stretch of three games in seven days, as Iowa has been off since an 86-77 win over Rutgers Saturday afternoon. Payton Sandfort had 24 points and eight rebounds to lead four Hawkeyes in double figures. Iowa is 7-1 in Carver-Hawkeye Arena this season.

# 60.9

Nebraska's 3-point shooting percentage against Purdue, as the Huskers went 14-of-23 from beyond the arc. It is just the second time in Fred Hoiberg's five seasons at Nebraska that the Huskers shot at least 60 percent from 3-point range.

### 2023-24 ROSTER AT A GLANCE

No	Name	Pos.	Ht.	Wt.	Yr.	Hometown	GP/GS	MPG	PPG	RPG	APG	BPG	SPG
0	C.J. Wilcher	G	6-5	214	Jr.	Plainfield, N.J.	16/2	16.6	8.4	1.8	0.85	0.3	0.6
1	Sam Hoiberg	G	6-0	183	So.	Lincoln, Neb.	16/0	18.4	4.5	2.6	1.5	0.2	1.0
2	Ramel Lloyd Jr.	G	6-6	210	RFr.	Woodland Hills, Calif.	-/-						
3	Brice Williams	G	6-7	213	Jr.	Huntersville, N.C.	16/16	27.3	13.3	5.6	2.8	0.8	0.9
4	Juwan Gary	F	6-6	221	Jr.	Columbia, S.C.	13/7	25.6	12.1	5.8	1.4	0.9	1.3
5	Ahron Ulis	G	6-3	190	Jr.	Chicago, Ill.	-/-						
9	Jarron Coleman	G	6-5	213	Sr.	Indianapolis, Ind.	10/0	13.7	2.7	2.0	2.6	0.3	0.1
10	Jamarques Lawrence	G	6-3	182	So.	Plainfield, N.J.	16/16	24.7	6.1	3.7	2.5	0.0	0.8
11	Eli Rice	G	6-8	213	Fr.	Gallatin, Tenn.	12/0	8.9	3.8	1.2	0.3	0.2	0.3
15	Blaise Keita	F	6-11	257	Jr.	Bamako, Republic of Mali	-/-						
21	Matar Diop	F	6-10	213	Fr.	Dakar, Senegal	9/0	5.6	0.8	1.1	0.3	0.2	0.2
24	Jeff Grace	G	6-3	197	So.	Elmhurst, Ill.	6/0	2.3	1.0	0.3	0.2	0.0	0.0
30	Keisei Tominaga	G	6-2	179	Sr.	Moriyama Nagoya Aichi, Japan	14/14	25.2	14.6	1.9	1.3	0.0	1.1
31	Cale Jacobsen	G	6-4	200	Fr.	Ashland, Neb.	9/0	4.3	1.0	0.3	0.4	0.0	0.1
35	Henry Burt	F	6-7	217	Fr.	Omaha, Neb.	4/0	1.8	0.5	0.5	0.0	0.0	0.0
51	Rienk Mast	F	6-10	248	Jr.	Groningen, Netherlands	14/14	30.0	13.3	8.7	2.9	0.2	0.3
53	Josiah Allick	F	6-8	231	Sr.	Lincoln, Neb.	15/11	23.3	6.3	5.1	1.5	0.2	0.7

2023-24 NEBRASKA BASKETBALL ROSTER

No.	VL	Name	Pos.	Ht.	Wt.	Yr.	Hometown	Previous School	X/Twitter	Instagram
0	**	C.J. Wilcher	G	6-5	214	Jr.	Plainfield, N.J.	Xavier	@CJWilcher	cj_wilcher
1	*	Sam Hoiberg	G	6-0	183	So.	Lincoln, Neb.	Pius X	@samhoiberg	samhoiberg
2		Ramel Lloyd Jr.	G	6-6	204	RFr.	Woodland Hills, Calif.	Sierra Canyon	@ramellloyd22	ramellloydd
3		Brice Williams	G	6-7	213	Jr.	Huntersville, N.C.	Charlotte	@bgotit_	blaviss
4	*	Juwan Gary	F	6-6	215	Jr.	Columbia, S.C.	Alabama	@takflight24	wanwitdabutter
5		Ahron Ulis	G	6-3	190	Jr.	Chicago, Ill.	Iowa	@AhronUlis	ahron1_
9		Jarron Coleman	G	6-5	213	Sr.	Indianapolis, Ind.	Ball State	@jarron_coleman	front11neboog
10	*	Jamarques Lawrence	G	6-3	183	So.	Plainfield, N.J.	Roselle Catholic	@JLawrence10_	rf.jaymar
11		Eli Rice	G	6-8	213	Fr.	Gallatin, Tenn.	IMG Academy	@iamelirice	iamelirice
15	*	Blaise Keita	F	6-11	257	Jr.	Bamako, Republic of Mali	Coffeyville Community College	@Blaisekeita15	blaise.keita
21		Matar Diop	F	6-10	213	Fr.	Dakar, Senegal	Keystone Athletic Academy	@dmatar832	deerfam_21
24	*	Jeffrey Grace III	G	6-3	197	So.	Elmhurst, Ill.	Arizona State	@JeffreyGraceIII	ig3is23
30	**	Keisei Tominaga	G	6-2	179	Sr.	Moriyama Nagoya Aichi, Japan	Ranger College	@KeiseiTominaga	keisei.kbz30
31		Cale Jacobsen	G	6-4	200	RFr.	Ashland, Neb.	Ashland-Greenwood	@calejacobsen_	calejacobsen_
35		Henry Burt	F	6-7	216	RFr.	Omaha, Neb.	Elkhorn South	@HenryBurt15	henryburt0
51		Rienk Mast	F	6-10	248	Jr.	Groningen, Netherlands	Bradley		rienk_mast
53		Josiah Allick	F	6-8	231	Sr.	Lincoln, Neb.	New Mexico	@allick_josiah	josiahhallick

2023-24 NEBRASKA BASKETBALL COACHING STAFF

Head Coach

Fred Hoiberg, fifth season (Iowa State, 1995)

Assistant Coaches

Adam Howard, second season (Western Kentucky, 2008)  
Nate Loenser, third season (Iowa State, 2002)  
Ernie Zeigler, second season (Cleary, 1994)

Support Staff

Director of Men’s Basketball Strength & Conditioning: Kurt Joseph  
Dir. of Basketball Strategies & Business Operations: Luca Virgilio  
Assistant Director of Basketball Operations: Sheryl Burbach  
Director of Player Development: Emmanuel Tommy  
Video Coordinator: Michael Bania  
Recruiting Coordinator: Padya Borders  
Graduate Managers: Nihilo Ibarra, Justin Moore, Joey St. Pierre  
  
Athletic Trainer: Andrew McCabe  
Team Nutritionist: Jake Blattner  
Sports Psychologist: Heather Kiefer  
NAPL Director: Matt Thome  
Equipment Manager: Pat Norris

PRONUNCIATION GUIDE

Name	Pronunciation
Josiah Allick	AL-ick
Matar Diop	MA-tar JOPE (as in hope)
Blaise Keita	Blaze KAY-ta
Juwan Gary	Juh-WAHN
Rienk Mast	RINK
Keisei Tominaga	Kay-say Toe-me-nawga
Ahron Ulis	YOU-liss
C.J. Wilcher	WILL-chur

HUSKERS RADIO NETWORK



KENT PAVELKA

- Is in his 37th season of calling Husker men’s basketball
- Called NU basketball for two stretches from 1974-1996 before returning to play-by-play duties full time in 2006-07
- Called his 1,000th Husker basketball game in 2018-19
- Six-time Nebraska Sportscaster of the Year who was inducted into the Nebraska Broadcasters Hall of Fame in 2019



JAKE MUHLEISEN

- Is in his sixth season as full-time color analyst after serving in a part-time basis for five seasons
- Was a four-year starter at guard for Nebraska from 2002-05
- Three-year team captain and started 98 games in his career
- Served as a graduate assistant at Creighton from 2005-07

City	Station	Frequency
Ainsworth	KBRB	1400 AM
Alliance	KCOW	1400 AM
Beatrice	KWBE	1450 AM
Broken Bow	KBBN	95.3 FM
Chadron	KCSR	610 AM
Columbus	KJSK	900 AM
Cozad	KAMI	1580 AM
Fairbury	KGMT	1310 AM
Falls City	KTNC	1230 AM
Fremont	KFMT	105.5 FM
Grand Island	KRGI	1430 AM
Hastings	KHAS	1230 AM
Hastings	KLIQ	94.5 FM
Holdrege	KUVR	1380 AM
Imperial	KADL	102.9 FM
Kearney	KGFV	1340 AM
Lexington	KRVN	880 AM
Lincoln	KLIN	1400 AM
Lincoln	KLIN	99.3 FM
McCook	KSWN	93.9 FM
McCook	KZMC	102.1 FM
Nebraska City	KNCY	1600 AM
Norfolk	KNEN	94.7 FM
North Platte	KODY	1240 AM
Omaha	KXSP	590 AM
Scottsbluff	KNEB	960 AM
Scottsbluff	KNEB	994.1 FM
Sidney	KSID	1340 AM
Superior	KRFS	1600 AM
Superior	KRFS	103.9 FM
Valentine	KVSH	940 AM
West Point	KTIC	840 AM

Also available nationwide on Huskers.com and the Huskers App.

## PROBABLE STARTERS VS. IOWA (BASED ON LAST GAME)



#10 JAMARQUES LAWRENCE | G | SO. | 6-3 | 185 | PLAINFIELD, N.J.

**2023-24 Averages:** PPG: 6.1 | RPG: 3.7 | APG: 2.5

**Worth Noting:** Held scoreless but had four rebounds in 18 minutes. Totaled 12 points, three rebounds, three assists and four steals vs. Indiana. Totaled 14 points and three assists in NU's win over North Dakota. Scored a career-high 16 points and grabbed seven boards at Minnesota. Finished with 11 points and a career-high six assists vs. Cal State Fullerton. Started last 12 games in 2022-23 season. Had a 2022-23 best 15 points against both Michigan State and at Iowa. Starred at Roselle (N.J.) Catholic, helping the school to a 29-3 record, a state title and a top-10 national finish in 2021-22. Earned first-team all-state honors as a senior, averaging 15.9 points, 5.0 rebounds and 3.5 assists per game.

**Career Bests:** Pts: 16 | Reb: 9 | Ast: 6 | Bl: 1 (4x) | St: 4

#30 KEISEI TOMINAGA | G | JR. | 6-2 | 179 | MORIYAMA NAGOYA AICHI, JAPAN

**2023-24 Averages:** PPG: 14.6 | RPG: 1.9 | APG: 1.3 | SPG: 1.1

**Worth Noting:** Totaled 19 points, including five 3-pointers, and four assists vs. No. 1 Purdue. 38 career double-figure games and 13 20+ games. Led NU with a season-high 28 points vs. Indiana. Had nine points and career highs in both assists (four) and steals (five) at KSU. Totaled 17 points on just five FG attempts (5-5 FG, 3-3 from 3pt, 4-4 FT) against Cal St. Fullerton. Preseason All-Big Ten selection. Averaged 13.1 ppg while shooting 50 percent from the field and 40 percent from 3-point range in 2022-23. Posted a career-high 30 points vs. Penn State. Saw action in 30 games in 2021-22, averaging 5.7 points per game. Averaged 16.3 ppg at Ranger College, helping the school to the NJCAA semifinals in 2021.

**Career Bests:** Pts: 30 | Reb: 5 | Ast: 4 (2x) | Stl: 5

#3 BRICE WILLIAMS | G | JR. | 6-7 | 213 | HUNTERVILLE, N.C.

**2023-24 Averages:** PPG: 13.3 | RPG: 5.6 | APG: 2.8

**Worth Noting:** Grad transfer who has been in double figures 13 times in 2023-24. Dished out a career high nine assists along with 11 rebounds and nine points vs. No. 1 Purdue. Totaled 15 points, six rebounds and four steals vs. Indiana. Led NU with 18 points along with six boards, four assists and three steals at Minnesota. Scored a season-high 25 points vs. Oregon State. Was a second-team Conference USA pick in 2022-23, averaging 13.8 ppg and 5.3 rpg. Named MVP of the CBI (16.3 ppg, 7.8 rpg, 3.0 apg). Two-time all-district pick who averaged 21.2 ppg as a senior at Hopewell (N.C.) High School. Father (Henry) scored a school-record 2,382 points at Charlotte and is a member of the school's Hall of Fame.

**Career Bests (includes Charlotte):** Pts: 32 | Reb: 13 | Ast: 9 | Stl: 4

#4 JUWAN GARY | F | JR. | 6-6 | 213 | COLUMBIA, S.C.

**2023-24 Averages:** PPG: 12.1 | RPG: 5.8 | APG: 1.4 | SPG: 1.3

**Worth Noting:** Had 12 points and five boards vs. No. 1 Purdue. Nine double-figure games in 2023-24. Posted his third double-double of the year with 12 points and 12 boards vs. North Dakota. Grabbed a career-high 18 boards, including 11 offensive caroms, and added 13 points at K-State. Made his first start of 2023-24 vs. Michigan State, finishing with 20 points on 8-of-11 shooting. Averaged 9.5 ppg, 6.5 rpg and 1.4 spg in 2022-23 before a season-ending shoulder injury. Played in 29 games at Alabama in 2021-22, averaging 6.5 ppg and 3.4 rpg. Helped Alabama to an SEC title and an NCAA Sweet 16 appearance in 2020-21. Ranked No. 64 nationally in the class of 2019 by ESPN, averaging 25 points and seven rebounds as a senior.

**Career Bests (includes Alabama):** Pts: 20 (2x) | Reb: 18 | Ast: 4 | Bl: 4 | St: 4

#51 RIENK MAST | F | JR. | 6-10 | 248 | GRONINGEN, NETHERLANDS

**2023-24 Averages:** PPG: 13.3 | RPG: 8.7 | APG: 2.9

**Worth Noting:** Keyed NU's win with 18 points, four boards and three assists vs. Purdue. Finished with 16 points and six rebounds at No. 21 Wisconsin. Collected fourth double-double of 2023-24 at K-State with 19 points and 12 rebounds. Had eight points, 14 rebounds and six assists vs. Michigan State. Posted season highs of 20 points and 16 rebounds against Florida A&M. Spent the summer with the Netherlands National Team. Earned All-Missouri Valley Conference honors in 2022 & 2023 at Bradley. Earned first-team All-MVC honors in '22-23, leading Bradley in both scoring (13.8 ppg) and rebounding (8.0 rpg). Totaled nine double-doubles and ranked in the top five of the MVC in caroms (2nd) and field goal percentage (4th).

**Career Bests (includes Bradley):** Pts: 30 | Reb: 17 | Ast: 6 | Stl: 3 (3x) | Bl: 3 (2x)

## NATIONAL POLLS

## ASSOCIATED PRESS (JAN. 8)

No	Team (1st)	Record	Points	Prev.
1	Purdue (54)	14-1	1,566	1
2	Houston (7)	14-0	1,486	3
3	Kansas (2)	13-1	1,481	2
4	UConn	13-2	1,335	4
5	Tennessee	11-3	1,291	5
6	Kentucky	11-2	1,253	6
7	North Carolina	11-3	1,213	8
8	Arizona	12-3	1,107	10
9	Oklahoma	13-1	1,023	11
10	Illinois	11-3	924	9
T-11	Marquette	11-4	869	7
T-11	Duke	11-3	869	14
13	Memphis	13-2	843	15
14	Baylor	12-2	787	18
15	Wisconsin	11-3	663	21
16	Auburn	12-2	559	25
17	Colorado State	13-2	436	13
18	BYU	12-2	426	12
19	San Diego State	13-2	386	19
20	Utah State	14-1	241	20
21	Clemson	11-3	219	16
22	Creighton	11-4	187	22
23	Gonzaga	11-4	185	24
24	Florida Atlantic	11-4	165	17
25	Texas	11-3	148	20

**Others receiving votes:** Dayton 126, Mississippi 125, James Madison 98, Cincinnati 79, Nevada 77, Texas Tech 62, Wake Forest 38, Grand Canyon 35, Seton Hall 34, South Carolina 29, Miami 27, St. John's 18, Iowa St. 16, Colorado 8, NC State 7, Michigan St. 7, Alabama 7, Providence 6, Oregon 4, TCU 3, Northwestern 3, Princeton 2, Utah 2.

## USA TODAY COACHES (JAN. 8)

No	Team (1st)	Record	Points	Prev.
1.	Purdue (21)	14-1	788	1
2.	Houston (10)	14-0	762	3
3.	Kansas (1)	13-1	754	2
4.	UConn	13-2	685	4
5.	Tennessee	11-3	661	5
6.	Kentucky	11-2	628	6
7.	North Carolina	11-3	592	9
8.	Arizona	12-3	556	10
9.	Oklahoma	13-1	490	11
10.	Illinois	11-3	455	8
11.	Duke	11-3	446	13
12.	Marquette	11-4	428	7
13.	Memphis	13-2	410	15
14.	Baylor	12-2	378	18
15.	Wisconsin	11-3	341	21
16.	Auburn	12-2	301	24
17.	BYU	12-2	251	12
18.	Colorado State	13-2	221	14
19.	San Diego State	13-2	198	NR
20.	Creighton	11-4	147	NR
21.	Gonzaga	11-4	146	25
22.	Clemson	11-3	133	16
24.	Utah State	14-1	77	NR
24.	Ole Miss	13-1	77	19

**Others receiving votes:** Texas 55; Nevada 45; Cincinnati 36; Iowa State 33; Dayton 33; James Madison 32; Grand Canyon 30; Miami (FL) 24; TCU 23; Wake Forest 21; Texas Tech 18; Ohio State 12; Seton Hall 11; Alabama 9; St. John's 8; Providence 7; Michigan State 7; Indiana State 5; South Carolina 3; Princeton 2; Villanova 1; Northwestern 1; New Mexico 1;

BIG TEN STANDINGS (AS OF JAN. 10)

Team	B1G	Pct.	Overall	Pct.
Wisconsin	4-0	1.000	12-3	.800
Minnesota	3-1	.750	12-3	.800
Northwestern	3-1	.750	12-3	.800
Illinois	2-1	.667	11-3	.786
Purdue	3-2	.600	14-2	.875
Nebraska	3-2	.600	13-3	.812
Indiana	3-2	.600	11-5	.688
Ohio State	2-3	.400	12-4	.750
Penn State	2-3	.400	8-8	.500
Iowa	1-3	.250	9-6	.600
Maryland	1-3	.250	9-6	.600
Michigan State	1-3	.250	9-6	.600
Rutgers	1-3	.250	9-6	.600
Michigan	1-3	.250	6-9	.400

This Week in the Big Ten

Date	Contest	Time
Jan. 5	Purdue 83, Illinois 78	
Jan. 6	Iowa 86, Rutgers 77 Wisconsin 88, Nebraska 72 Indiana 71, Ohio State 65	
Jan. 7	Penn State 79, Michigan 73 Northwestern 88, Michigan State 74 Minnesota 65, Maryland 62	
Jan. 9	Nebraska 88, Purdue 72 Rutgers 66, Indiana 57	
Jan. 10	Northwestern 76, Penn State 72 Wisconsin 71, Ohio State 60	
Jan. 11	Michigan at Maryland Michigan State at Illinois	6 p.m. 8 p.m.
Jan. 12	Minnesota at Indiana Nebraska at Iowa	5:30 p.m. 8:30 p.m.
Jan. 13	Northwestern at Wisconsin Penn State at Purdue	11 a.m. 1:15 p.m.
Jan. 14	Rutgers at Michigan State Maryland at Illinois	11 a.m. TBA
Jan. 15	Ohio State at Michigan Iowa at Minnesota	11 a.m. 5 p.m.
Jan. 16	Purdue at Indiana Wisconsin at Penn State	6 p.m. 8 p.m.
Jan. 17	Nebraska at Rutgers Maryland at Northwestern	6 p.m. 8 p.m.
Jan. 18	Minnesota at Michigan State Illinois at Michigan	5:30 p.m. 7:30 p.m.

BY THE NUMBERS

Nebraska Cornhuskers			Iowa Hawkeyes		
2023-24 Team Statistics (Record: 13-3, 3-2 Big Ten)			2023-24 Team Statistics (Record: 9-6, 1-3 Big Ten)		
Category	Nebraska	OPP	Category	Pur	OPP
SCORING	1255	1081	Scoring	1300	1164
Points per game	78.4	67.6	Points per game	86.7	77.6
Scoring margin	+10.9	-	Scoring margin	+9.1	-
FIELD GOALS-ATT	425-948	389-992	Field goals-att	474-998	426-965
Field goal pct	.448	.392	Field goal pct	.475	.441
3 POINT FG-ATT	153-431	128-408	3 point fg-att	105-304	118-337
3-point FG pct	.355	.314	3-point FG pct	.345	.350
3-pt FG made per game	9.6	8.0	3-pt FG made per game	7.0	7.9
FREE THROWS-ATT	252-336	175-243	Free throws-att	247-327	194-276
Free throw pct	.750	.720	Free throw pct	.755	.703
F-Throws made per game	15.8	10.9	F-Throws made per game	16.5	12.9
REBOUNDS	630	575	Rebounds	581	574
Rebounds per game	39.4	35.9	Rebounds per game	38.7	38.3
Rebounding margin	+3.4	-	Rebounding margin	+0.5	-
ASSISTS	258	188	Assists	286	205
Assists per game	16.1	11.8	Assists per game	19.1	13.7
TURNOVERS	176	193	Turnovers	154	210
Turnovers per game	11.0	12.1	Turnovers per game	10.3	14.0
Turnover margin	+1.1	-	Turnover margin	+3.7	-
Assist/turnover ratio	1.5	1.0	Assist/turnover ratio	1.9	1.0
STEALS	107	98	Steals	126	98
Steals per game	6.7	6.1	Steals per game	8.4	6.5
BLOCKS	45	54	Blocks	63	62
Blocks per game	2.8	3.4	Blocks per game	4.2	4.1

ABOUT IOWA

Iowa comes into Friday's matchup with a 9-6 record following last Saturday's 86-77 win over Rutgers. The Hawkeyes feature the Big Ten's top scoring offense, averaging 86.7 points per game and have topped the 100-point mark four times. Since a three-game losing streak to Purdue, Iowa State and Michigan, the Hawkeyes have won four of their last five with only a setback at Wisconsin in that span. Fran McCaffery is in his 14th season in charge of the Hawkeyes and has guided Iowa to the last four NCAA Tournaments (2019, 2021-23).

Iowa features a balanced attack with five players averaging at least 9.7 ppg. Valparaiso transfer Ben Krikke leads the Hawkeyes in scoring at 16.7 points per game on 58 percent shooting. Payton Sandfort, who was the Big Ten Sixth Man of the Year in 2022-23, is at 14.2 ppg and shooting 40 percent from 3-point range, while Tony Perkins is at 14.1 ppg and tops Iowa in assists. As a team, Iowa has a 1.9-to-1 assist-to-turnover ratio and averages just 10.3 turnovers per game. Iowa also gets to the foul line, as the Hawkeyes average more than 16 points per game from the foul line and shoot 75.5 percent as a team.

Series History: The Hawkeyes lead the all-time series, 24-15, in a series that dates back to 1907. It is NU's third-oldest series against a Big Ten foe, as only NU's series with Minnesota and Wisconsin have been around longer. The teams had not met since 1976 before NU joined the Big Ten in 2011-12. Nebraska is 8-12 against the Hawkeyes since joining the Big Ten, as the teams have split the last eight matchups. NU's win in Iowa City last year was its first since the 2011-12 campaign. The home team has won 11 of the past 13 meetings dating back to 2016-17.

SERIES AT A GLANCE

- All-time: Iowa leads, 24-15
  - In Lincoln: Nebraska leads, 12-6
    - At Pinnacle Bank Arena: Nebraska leads, 5-2
  - In Iowa City: Iowa leads, 19-3
    - At Carver-Hawkeye Arena: Iowa leads, 9-2
  - In Big Ten Conference games: Iowa leads, 12-8
- Husker-Hawkeye Superlatives**
- Most consecutive wins (year ended): Nebraska 2 (1941-42, 1956-70; 2022-present); Iowa 5 (2013-16)
  - Most points scored: Nebraska, 98, at Lincoln, Neb., Jan. 27, 2018; Iowa, 102, at Iowa City, Iowa, March 4, 2021.
  - Highest combined score: 184, Nebraska, 93, Iowa, 91 (OT), at Lincoln, Neb., March 10, 2019
  - Biggest winning margin: Nebraska, 24, at Lincoln, Neb., Dec. 3, 1956; Iowa, 38, at Iowa City, March 5, 2021

RECENT MEETINGS (SINCE NU JOINED BIG TEN)					
Date	Site	Rankings	Result	Neb.	Iowa
1-26-12	A	-/-	W	79	73
2-29-12	H	-/-	L	53	62
2-23-13	H	-/-	W	64	60
3-9-13	A	-/-	L	60	74
12-31-13	A	-/22	L	57	67
1-5-15	A	-/-	L	59	70
2-22-15	H	-/-	L	46	74
1-5-16	A	-/19	L	66	77
1-5-17	H	-/-	W (2OT)	93	90
2-5-17	A	-/-	L	70	81
1-27-18	H	-/-	W	98	84
1-6-19	A	24/25	L	84	93
3-9-19	H	-/-	W (OT)	93	91
1-7-20	H	-/-	W	76	70
2-8-20	A	-/17	L	72	96
3-4-21	A	-/5	L	64	102
2-13-22	A	-/-	L	75	98
2-25-22	H	-/25	L	78	88
12-29-22	H	-/-	W	66	50
3-5-23	A	-/-	W	81	77

Iowa Probable Starters

No.	Name	Pos.	Yr.	Ht.	Wt.
11	Tony Perkins	G	Sr	6-4	205
20	Payton Sandfort	F	Jr.	6-7	215
22	Patrick McCaffery	F	Sr.	6-9	212
32	Owen Freeman	F	Fr.	6-10	230
3	Ben Krikke	F	Gr.	6-9	245

2023-24 Stats

G/GS	PPG	RPG	Other
15/15	14.1	4.3	3.5 apg
15/15	14.2	6.9	2.8 apg
14/14	9.7	3.4	1.6 apg
15/6	10.3	5.7	1.1 spg
15/15	16.7	5.6	1.7 apg



## NEBRASKA CAREER TOTALS VS. IOWA

Player	GP-GS	Min-Avg	FG-FGA	Pct	3FG-FGA	Pct	FT-FTA	Pct	Off	Def	Tot	Avg	PF-FO	TO	Blk	Stl	Pts	Avg
Gary	1-1	37-37.0	6-11	.545	2-5	.400	0-2	.000	3	6	9	9.0	2-0	1	0	1	14	14.0
Wilcher	4-2	101-25.3	16-29	.552	8-18	.444	4-4	1.000	1	9	10	2.5	5-0	7	6	1	44	11.0
Lawrence	2-1	31-15.5	6-10	.600	6-9	.667	0-0	.000	1	5	6	3.0	5-0	4	4	0	18	9.0
Tominaga	3-1	59-19.7	7-20	.350	2-13	.154	2-2	1.000	0	5	5	1.7	2-0	2	4	0	18	6.0
Hoiberg	2-0	18-9.0	3-6	.500	2-4	.500	1-3	.333	2	1	3	1.5	2-0	1	2	0	9	4.5
Allick !	1-1	21-21.0	1-4	.250	1-2	.500	1-2	.500	0	3	3	3.0	4-0	1	4	0	4	4.0
Grace	1-0	1-1.0	0-0	.000	0-0	.000	0-0	.000	0	0	0	0.0	0-0	0	0	0	0	0.0

! at previous school

## A RED LETTER DAY: HUSKERS KNOCK OFF NO. 1 PURDUE

The 88-72 win over No. 1 Purdue Tuesday night marked Nebraska's fourth all-time win against a No. 1 team and first since a 67-51 win at Missouri on Feb. 6, 1982.

- The Huskers' other wins against No. 1 teams came in 1958 (Kansas State) and Michigan (1964).
- Nebraska snapped an 11-game losing streak against AP No. 1 teams dating back to 1982.
- Nebraska played a No. 1 team only one other time since joining the Big Ten - a 74-46 loss to Indiana on Feb. 13, 2013.
- Of Nebraska's four all-time wins against No. 1 teams, Fred Hoiberg's family has been part of two of them. His grandfather, Jerry Bush, coached the Huskers to their 1958 win over No. 1 Kansas State.
- The win over Purdue was NU's 25th all-time win against a top-10 team in program history.
- Nebraska has now beaten at least one top-10 team in each of the past three seasons, the first time that has happened since NU knocked off top-10 teams in four consecutive seasons (1990-91 to 1993-94) under Danny Nee.

## Program Wins vs. No. 1

Date	Opponent	Score
3/3/1958	Kansas State	W, 55-48
12/12/1964	Michigan	W, 74-73
2/6/1982	at Missouri	W, 67-51
1/9/2024	Purdue	W, 88-72

## WORTH NOTING

- Nebraska enters Friday's game with a 13-3 record, the program's best start in the Big Ten era (2011-12 to present) and matches its best 16-game start since the 1990-91 team opened with a 15-1 mark. NU also went 13-3 in its first 16 games in 2010-11, 1994-95 and 1991-92. A win over Iowa would give NU its best 17 game mark since the 1990-91 campaign.
- Nebraska will be looking for its first-ever three-game win streak over Iowa since the series began in 1907.
- The Huskers have snapped several streaks in 2023-24. The Dec. 10 win over Michigan State snapped an 11-game losing streak to the Spartans dating back to 2016. The Dec. 17 win over Kansas State broke a seven-game losing streak to the Wildcats dating back to 2009, while the win over Indiana on Jan. 3 was NU's first since 2009, breaking another seven-game losing streak to an opponent.
- The Huskers are 19-6 over the last 25 games dating back to Feb. 1, 2023, which leads all Big Ten schools in winning percentage and is third in wins as of Jan. 10. A big reason for that is NU's offense, as NU has averaged 77 ppg on 47 percent shooting in that stretch.
- Nebraska enters the Iowa game averaging 78.4 points per game. It is NU's highest points per game average since averaging 80.2 points per game in the 1995-96 season and on pace to finish in the top 10 in single-season scoring average. It is also more than 10 points per game higher than NU's average at the 16-game mark in 2002-23. NU has climbed from 149th to 32nd nationally in offensive efficiency in KenPom as of Jan. 10.
- The Huskers are now 24-4 under Fred Hoiberg when scoring at least 80 points, including 19-1 over the last three seasons. The only loss was a 104-100 quadruple overtime game at North Carolina State on Dec. 1, 2021. NU has won its last 17 games when reaching the 80-point plateau.
- C.J. Wilcher has been on a tear in recent weeks, averaging 13.4 points per game on 65 percent shooting over the last five contests to raise his season average to 8.4 ppg. He is 14-of-23 from 3-point range (.609) in that stretch with four double-figure efforts in NU's last five games.
- Nebraska held Kansas State to 46 points on Dec. 17 in holding the Wildcats to their fewest points since the 2020-21 season and third-fewest total at home since Bramlage Coliseum opened in 1988. It marked the fewest points NU allowed on the road since joining the Big Ten and was only the second time NU had held an opponent under 50 points on the road since the 2011-12 season. Nebraska allowed just 0.68 points per possession, its lowest total in the Big Ten era.

## Season Highlights at a Glance

- 7-game win streak, longest since 2010-11
- 10-1 mark in non-con. for first time since 2018-19
- First win over MSU since 2016
- First win over Kansas State since 2009
- First road win over K-State since 2006
- First win over Indiana since 2019
- First win over AP No. 1 team since 1982

## Best B1G Records since Feb. 1, 2023

No.	Team	Record	Pct.
1	Nebraska	19-6	.760
2	Purdue	22-7	.759
3	Northwestern	19-9	.678
4	Wisconsin	20-10	.667
5	Indiana	19-10	.655

H/T - barttorvik.com (as of Jan. 10)

## Making a Jump: First 16 Games

Category	22-23	23-24
Record	9-7	13-3
Points per Game	68.1	78.4
FG Pct.	.444	.448
3-Pt Pct.	.295	.355
FT Pct.	.645	.750
3 Pt/Gam	6.2	9.6
70+ Games	7	12
80+ Games	3	10

## Fewest Points Allowed on Road (B1G era)

No.	Game (Date)	Points
1.	at K-State (12/17/2023)	46
2.	at Northwestern (2/8/2014)	49
3.	at Michigan State (2/16/2014)	51
4.	at Indiana (1/14/2019)	51
5.	at Creighton (12/4/2022)	53

## TOP-10 PBA CROWDS

No.	Attend.	Opponent	Date
1.	15,998	Wisconsin	March 9, 2014
2.	15,991	Penn State	Feb. 25, 2018
3.	15,987	Tennessee-Martin	Nov. 28, 2014
4.	15,978	Northwestern	March 1, 2014
5.	15,960	Iowa	Feb. 25, 2022
6.	15,952	Iowa	Jan. 27, 2018
7.	15,950	Creighton	Dec. 8, 2018
8.	15,949	Arkansas State	Dec. 14, 2013
9.	15,946	South Dakota State	Nov. 15, 2019
10	15,945	Minnesota	Jan. 26, 2014

## RECORD AT PINNACLE BANK ARENA

Season	Wins	Losses	Pct.
2013-14	15	1	.938
2014-15	10	6	.625
2015-16	10	8	.556
2016-17	8	8	.500
2017-18	16	1	.941
2018-19	13	5	.722
2019-20	5	11	.313
2020-21	6	9	.400
2021-22	7	11	.368
2022-23	11	4	.733
2023-24	11	1	.917
<b>Totals</b>	<b>112</b>	<b>66</b>	<b>.629</b>

## 2023-24 MISC. STATS

## TEAM LEADERS

Double-Figure Scoring Games: .... Williams (13); Mast (10); Gary (9); Tominaga (9); Allick (5); Wilcher (7); Lawrence (4); Hoiberg (1); Rice (2)

10+ Rebounding Games: ..... Mast (5); Gary (3); Williams (2)

10+ Assist Games: ..... N/A

Double-Doubles: ..... Mast (4); Gary (3)

Triple-Doubles: ..... N/A

20-Point Games: ..... Tominaga (3); Gary (2); Mast (1); Williams (1)

30-Point Games: ..... N/A

Games Leading NU in Scoring:\* ... Tominaga (5), Mast (3); Wilcher (3); Gary (2); Williams (2); Hoiberg (1)

Games Leading NU in Rebounding:\* .. Mast (7); Allick (4); Gary (2); Williams (4); Hoiberg (2); Lawrence (1);

Games Leading NU in Assists:\* ..... Lawrence (6); Williams (5); Coleman (3); Mast (2); Allick (1); Tominaga (1); Hoiberg (1)

Games Leading NU in Blocks\* ..... Williams (5); Gary (4); Wilcher (3); Mast (2); Hoiberg (2); Allick (1); Coleman (1); Diop (1); Rice (1); None (3)

Games Leading NU in Steals ..... Tominaga (3); Gary (3); Williams (3); Lawrence (3); Wilcher (3); Allick (2); Hoiberg (2); Mast (1); Rice (1)

## HUSKER DOUBLE-DOUBLES IN 2023-24

Player	Opponent	Totals
Mast	Florida A&M	20 pts./16 reb.
Mast	Rider	12 pts./13 reb.
Mast	vs. Oregon State	15 pts./13 reb.
Gary	vs. Oregon State	12 pts./10 reb.
Mast	at Kansas State	19 pts./12 reb.
Gary	at Kansas State	13 pts./18 reb.
Gary	North Dakota	12 pts./12 reb.

## HUSKER DOUBLE-DOUBLES BOARD

Player	2023-24	at Neb	Career*
Mast	4	4	24
Allick	0	0	11
Gary	3	4	6
Williams	0	0	4
Keita	0	1	1
Coleman	0	0	2
<b>Totals</b>	<b>7</b>	<b>9</b>	<b>48</b>

9.6

NU leads the Big Ten with 9.6 3-pointers per game as of Jan. 10. NU has averaged more than 8.0 3-pointers/game just twice in program history (2001-02 and 2020-21). The Huskers are 8-1 this season when hitting at least 10 3-pointers.

2023-24 MBB QUICK FACTS

Location	Lincoln, Neb.
Founded	1869
Enrollment	23,600 (Fall 2023)
Nickname	Cornhuskers, Huskers
Colors	Scarlet & Cream
Affiliation	NCAA Division I
Conference	Big Ten Conference
Home Arena	Pinnacle Bank Arena
Capacity/Year Opened	15,000/2013
Chancellor	Rodney Bennett
Faculty Rep.	Scott M. Fuess Jr.
Vice Chancellor, Director of Athletics	Trev Alberts
Athletic Dept. Phone	(402) 472-4224
Assistant A.D./Ticketing	Holly Adam
Ticket Office Phone	(402) 472-3111 or 1-800-8BIGRED
Website	Huskers.com

BASKETBALL HISTORY

First year of basketball	1896-97
Regular-season conference titles (last)	7 (1950)
Postseason conference titles (last)	1 (1994)
All-time postseason appearances	26
All-time postseason record	24-25
NCAA Appearances (last)	7 (2014)
NIT Appearances (last)	19 (2019)

BASKETBALL STAFF

Head Coach	Fred Hoiberg (5th season)
Alma Mater (Year)	Iowa State (1995)
Assistant Coaches	Adam Howard (2nd season)
	Nate Loenser (3rd season)
	Ernie Zeigler (2nd season)
Director of Men's Basketball Strength and Conditioning	
	Kurt Joseph
Director of Basketball Strategies & Business Operations	
	Luca Virgilio
Asst. Director of Operations	Sheryl Burbach
Director of Player Development	Emmanuel Tommy
Video Coordinator	Michael Bania
Recruiting Coordinator	Padyn Borders
Graduate Managers	Nihilo Ibarra, Justin Moore, Joey St. Pierre
Athletic Trainer	Andrew McCabe
Equipment Manager	Pat Norris

2023-24 TEAM INFORMATION

2022-23 Record	16-16 (11-4 H, 4-9 A, 1-3 N)
Big Ten Record (Finish)	9-11 (t-11th)
Big Ten Championship	0-1, lost to Minnesota, 78-75
Postseason	None
Starters Returning/Lost	3/3
Lettermen Returning/Lost	7/6
Scholarship Newcomers	7

COMMUNICATIONS INFORMATION

Associate A.D./Communications	Keith Mann
Office Phone	(402) 472-2263
Sr. Assoc. Director/MBB Contact	Shamus McKnight
Office/Cell Phone	(402) 472-7772 / (402) 540-0268
E-Mail	smcknight@huskers.com
Press Row Phone	(402) 904-5925
Communications Mailing Address	P.O. Box 880123, 800 Stadium Drive, Lincoln, NE 68588-0123

MEDIA WEBSITE

Media can access Nebraska's media site for headshots, the digital media guide, press conference videos and more.

Huskers.com/media

15

Nebraska has held 15 of 16 opponents under 50 percent shooting. Only Wisconsin, which shot 55 percent on Jan. 6, has shot over 50 percent this season. NU has held 21 of its last 23 opponents to under 50 percent shooting.

- One strength of the Huskers has been getting to the free throw line. NU has shot more free throws in 13 of 16 games in 2023-24 and its +93 differential ranks fourth in the Big Ten as of Jan. 10. Nebraska has had more free throws made (252) than opponents have attempted (243). NU allows just 15.2 free throw attempts per game to rank second in the Big Ten as of Jan. 10.
- Nebraska enters Friday's game ranked third in the Big Ten in free throw shooting at 75.0 percent. As we hit the halfway point of the regular season, it is on pace to be one of NU's highest season percentages. NU has not shot over 74 percent from the foul line since the 2011-12 season when NU shot a school-record 76.6 percent.
- Nebraska's bench has provided a spark, averaging 23.8 points per game. The Huskers' leading scorer has come from the bench five times (Hoiberg-Lindenwood; Wilcher-Rider, North Dakota and South Carolina State; Gary-Stony Brook) and NU has had 14 double-figure efforts from its bench in 2023-24.
- Nebraska won its first seven games by 10 or more points. It was just the second time in over 100 years - the other was from Dec. 3-30, 1990 - that the Huskers won seven straight games by double figures.
- The Huskers finished non-conference action with a 10-1 mark, matching their best non-conference record since joining the Big Ten (also 2018-19).

Free Throw Differential		
No.	School	Margin
1.	Purdue	+145
2.	Maryland <sup>^</sup>	+129
3	Indiana	+96
4.	Nebraska	+93
<sup>^</sup> -plays Thurs.		

Consecutive Wins by Double Figures		
No.	Years	Games
1.	1990-91	9
2.	1911-12	8
3.	2023-24	7
1905-06 (4) & 1906-07 (3)		

LAST TIME OUT

Behind a blistering shooting night from 3-point range, Nebraska stunned No. 1 Purdue, 88-72, at Pinnacle Bank Arena on Jan. 9.

The Huskers shot 60.9 percent from 3-point range, including a season-high five 3-pointers from Keisei Tominaga, who led four Huskers in double figures with 19 points.

Rienk Mast added 18 points while C.J. Wilcher and Juwan Gary added 16, and 12 points, respectively, as Nebraska picked up its first win against a No. 1 ranked team since 1982.

In addition to the four Huskers in double figures, Brice Williams nearly posted a triple double with nine points, 11 rebounds and a career-high nine assists, as Nebraska had 22 assists and just nine turnovers.

Nebraska trailed 28-25 with 4:15 left in the half before taking control of the contest. NU outscored Purdue, 16-2 to close the half, including the final 13 points of the half. The run highlighted by back-to-back 3-pointers from Tominaga and seven straight points from Sam Hoiberg off the bench, giving the Huskers a 41-30 halftime lead.

Postgame Notes

- Nebraska picked up its fourth win in program history against a No. 1 team and first since a 67-51 win at Missouri on Feb. 6, 1982. Nebraska improved to 4-13 all-time against the nation's No. 1 team.
- Nebraska hit a season-high 14 3-pointers, topping the previous season high of 12 done three other times this season. Nebraska went 14-of-23 from beyond the arc, hitting a season-high 60.9 percent, its highest percentage since Feb. 27, 2022.
- Nebraska's 88 points was its highest in Big Ten play since a 93-70 win at Penn State on Feb. 27, 2002. It is also the most points NU has scored against Purdue since joining the Big Ten in 2011-12 (previous high 83, on Jan. 29, 2017).
- Nebraska held Purdue to 42 percent shooting, the Boilermakers' second-lowest total of the season.
- Keisei Tominaga's five 3-pointers were the most by any Husker this season and most since Jamarques Lawrence hit five 3-pointers at Iowa on March 5, 2023.
- Brice Williams had a career-high nine assists and also had season highs in both rebounds (11) and blocked shots (two).
- Nebraska had two double-figure runs (13-0, 11-0), matching the total Purdue had allowed all season entering the contest.

The Huskers would never trail again but had to withstand several Purdue spurts in the second half. The Boilermakers hit eight of their first nine shots after halftime and pulled within 54-52 after an Edey basket with 13:24 remaining. Nebraska responded with a run of its own, as Wilcher scored eight of his 16 points in an 11-0 spurt over the next 1:31 as his second 3-pointer of the run gave NU a 65-52 lead with 11:53 left. Purdue was within 68-62 after a Lance Jones basket, but a Wilcher 3-pointer and a Gary layup stretched the lead to 11 and NU kept the Boilermakers at bay the rest of the night.

FINDING BALANCE

- Nebraska relied on its depth and a balanced attack with four players averaging double figures and three others averaging at least 6.0 points per contest.
- NU has four players averaging double figures with each averaging between 12.1 and 14.6 points per game.
  - Nebraska has had nine different players reach double figures this season and have six different leading scorers through the first 16 games.
  - No Husker averages more than 30 minutes per game, while eight players are averaging at least 15 minutes per game.
  - NU has gotten at least one double-figure effort from its bench in 13 of 16 contests.
  - The Huskers had a season-best six players in double figures in the win over North Dakota on Dec. 20.
  - Nebraska relied on its depth, as only four players - Brice Williams, Jamarques Lawrence, Sam Hoiberg and C.J. Wilcher - played in all 16 games this season.

.801

Nebraska is shooting 80.1 percent from the foul line (165-206) over the last 10 contests dating back to Nov. 22. Keisei Tominaga is shooting a team-best 92.5 percent (37-of-40) in that span, while Brice Williams is at an 88.9 clip (32-of-36).

8.7

Rienk Mast leads the Huskers and ranks fifth in the Big Ten with 8.7 rebounds per game. It is on pace to be NU's highest rebounding average since the 2007-08 season (Aleks Maric, 10.2 rpg).

## TOMINAGA RETURNS TO ALL-BIG TEN FORM

Nebraska returns one of college basketball's top shooters in fifth-year senior Keisei Tominaga. He leads NU in scoring at 14.6 ppg while shooting 47 percent from the field and 38 percent from 3-point range and 86 percent from the line.

- He has been on a tear in January, averaging 21.3 points per game on 57 percent shooting, including 48 percent from 3-point range, and 2.5 assists per game.
- Against No. 1 Purdue, Tominaga hit a season-high five 3-pointers as part of a 19-point outburst. It was the most three-pointers by a Husker this season. He had six points in a 13-0 run that gave Nebraska the lead for good. In addition, he matched a career high with four assists.
- He led NU with 17 points on 7-of-10 shooting against No. 21 Wisconsin on Jan. 6.
- Tominaga had a season-high 28-point effort against Indiana on Jan. 4, hitting 9-of-15 shots from the field and scoring 18 of his 28 points after halftime. It marked his 13th 20-point game of his career.
- He led NU's comeback against North Dakota on Dec. 20, scoring seven of his 11 second-half points in a 12-0 run that helped erase a 14-point deficit. He finished with 15 points, his sixth double-figure effort of the season.
- Tominaga had nine points and set career highs in both assists (four) and steals (five) at Kansas State on Dec. 17. The five steals were the most by a Husker since Sam Griesel had five steals at Penn State last January.
- In a five-game stretch from Nov. 21-Dec. 3, he averaged 16.8 ppg on 58 percent shooting, including 44 percent from 3-point range.
- He topped NU with 20 points on 8-of-16 shooting in the loss to No. 13 Creighton on Dec. 3.
- He had a perfect shooting performance against Cal State Fullerton on Nov. 26, as he went 5-of-5 from the field, including 3-of-3 from 3-point range, and 4-of-4 from the foul line. Prior to Tominaga, the last player to have at least 15 points on a perfect shooting night was David Rivers at Michigan State on Jan. 13, 2013 (8-8 FG, 1-1 3Pt, 1-1 FT).
- After missing the first two games with a sprained ankle, Tominaga went 0-for-3 from the foul line against Stony Brook. Since then, he is 37-of-40 from the line (.925).

Tominaga was named to the preseason All-Big Ten team, becoming just the third Husker to receive the honor since Nebraska joined the conference in the 2011-12 season. Last season, he averaged 13.1 points per game on 53 percent shooting, including 40 percent from 3-point range. Tominaga led the Huskers in 3-pointers with 66 and was one of only six players nationally to average double figures and shoot 50 percent from the field, 40 percent from 3-point range and 85 percent from the foul line.

## GARY RETURNS BETTER THAN EVER

After his 2022-23 season was cut short with a left shoulder injury that required surgery, Juwan Gary has come back playing some of the best basketball of his career. During his rehab, Gary spent extensive time working on his shooting mechanics and the work has paid off.

- He is averaging 12.1 points per game on a team-best .530 field goal percentage. Gary is second on the team in rebounding (5.8 rpg) and tops the Huskers in both steals (1.3 spg) and blocked shots (0.9 bpg).

• Gary already has nine double-figure games in his first 12 contests which tied his entire 2022-23 total. Entering this season, Gary had just 20 double-figure games in 75 career contests.

- He tied or eclipsed his career high in points three times this season.

• Gary had 12 points, five rebounds and a pair of steals in the win over No. 1 Purdue.

• He has three double-doubles this year, most recently a 12-point, 12-rebound effort against North Dakota on Dec. 20.

• Gary was dominant in NU's win at Kansas State on Dec. 17 with 13 points and a career-high 18 rebounds, including 11 offensive rebounds. His 18 rebounds broke his previous career high of 11, while his 11 offensive boards were the second-highest total by a Division I player this season as of Jan. 10.

• He recorded his second career 20-point game against Michigan State, hitting 8-of-11 shots from the field and adding three rebounds and three steals in NU's win over the Spartans.

- Gary collected his first double-double of the season against Oregon State with 12 points and 10 boards.

### NU All-Time Preseason All B1G

Husker	Year
Keisei Tominaga	2022-23
James Palmer Jr.	2018-19
Terran Petteway	2014-15

### Juwan Stepping Up Offensively

Category	2022-23	2023-24
PPG	9.5	12.1
RPG	6.5	5.8
FG Pct.	.438	.530
3-Pt. Pct.	.263	.359
FT. Pct.	.621	.656

### Most Offensive Rebounds in 2023-24 (as of Jan. 10)

No.	Name (School)	Off Reb.	Opponent
1.	Aaron Cash (UT-Arlington)	12	North Texas-Dallas
2.	Juwan Gary (Nebraska)	11	at Kansas State
	Andrew Morgan (North Dakota State)	11	at Western Michigan
	Drew Cisse (Western Illinois)	11	South Dakota
	Drew Cisse (Western Illinois)	11	Lindenwood
	Ernest Udeh (TCU)	11	TAMU-Commerce

### Most Offensive Boards by a Husker (Big Ten Era)

No.	Player	Off Reb.	Opp.	Date
1.	Juwan Gary	11	at Kansas State	12/17/23
	Tanner Borchardt	11	at Illinois	2/2/19
3.	Yvan Ouedraogo	10	Northwestern	3/1/20
4.	Juwan Gary	8	Maine	11/7/22
	Walter Pitchford	8	at Iowa	12/31/13

## HUSKERS IN THE PROS

A total of 23 former Huskers are playing professionally around the world during the 2023-24 season.

## NBA/G LEAGUE

Player (Years at NU)	Team
Dalano Banton (2020-21)	Boston Celtics
Bryce McGowens (2022)	Charlotte Hornets
Isaiah Roby (2017-19)	Westchester Knicks/G League
Trey McGowens (2020-22)	College Park Skyhawks
	/G League

## HUSKERS PLAYING OVERSEAS

Player (Years at NU)	Country
Sek Henry (2007-10)	Turkey
Caleb Walker (2011-12)	France
Jorge Brian Diaz (2010-12)	Puerto Rico
Ray Gallegos (2010-14)	Mexico
Shavon Shields (2013-16)	Italy
Leslee Smith (2014-15)	England
Tai Webster (2014-17)	Australia
Jack McVeigh (2016-18)	Australia
Anton Gill (2017-18)	Colombia
Glynn Watson Jr. (2016-19)	Germany
James Palmer Jr. (2018-19)	Turkey
Isaac Copeland Jr. (2018-19)	Saudi Arabia
Dachon Burke Jr. (2019-20)	Lithuania
Matej Kavas (2020)	Austria
Thorir Thorbjarnarson (2018-21)	Iceland
Shamuel Stevenson (2010-21)	Croatia
Lat Mayen (2021-22)	Australia
Alonzo Verge Jr. (2022)	Qatar
Sam Griesel (2023)	Germany
Derrick Walker (2021-23)	Spain



## MCGOWENS HELPS USA TO GOLD

Former Nebraska men's basketball player Trey McGowens earned a gold medal this past October, leading Team USA to a gold medal in the FIBA 3x3 U23 World Cup on Sunday in Lublin, Poland.

McGowens, who played at Nebraska for two seasons (2020-22), was named MVP of the Tournament and named to the Team of the Tournament, as the United States went 7-0. McGowens, who played for the Long Island Nets in the NBA G League last season, led all tournament players with 54 points during the competition.

At Nebraska, McGowens was a two-year starter for the Huskers (2020-22). He averaged 9.2 points, 4.0 rebounds, 2.0 assists and 1.5 steals per game at NU while he was often assigned to the opponent's top perimeter scoring threat.

4

Nebraska's 2023-24 roster features four career 1,000-point scorers (Josiah Allick, Jarron Coleman, Rienk Mast and Brice Williams). Williams became the most recent member of the 1,000-point club at Wisconsin on Jan. 6.



HUSKER MBB RADIO SHOW

The Husker Basketball Radio Show airs throughout the 2023-24 season across the Huskers Radio Network. Join hosts Greg Sharpe and Jessica Coody with Head Coach Fred Hoiberg or a member of the Husker Basketball Coaching staff each week. The show typically airs on Monday nights during the season. A complete schedule is below.

The show can be heard across Huskers Radio Network stations and for free on Huskers.com. Fans are encouraged to text their questions to (402) 413-2400 and join the discussion. Fans can also watch for free on the internet at YouTube.com/Huskers.

Date	Time
Monday, November 20	6 p.m.*
Monday, November 27	6 p.m.*
Monday, December 4	6 p.m.
Monday, December 11	6 p.m.
Monday, December 18	6 p.m.
Thursday, December 28	7 p.m.
Tuesday, January 2	6 p.m.
Monday, January 8	6 p.m.*
Monday, January 15	6 p.m.
Monday, January 22	6 p.m.
Monday, January 29	6 p.m.
Monday, February 5	6 p.m.*
Monday, February 12	6 p.m.
Monday, February 19	6 p.m.
Monday, February 26	6 p.m.
Monday, March 4	6 p.m.
Monday, March 11	6 p.m.

\*-Taped segments

HOIBERG'S HUSKER TIES

While Fred Hoiberg grew up in Ames and played his high school (Ames High School) and college basketball (Iowa State) there, he was born in Lincoln and has numerous ties to the city and to the University of Nebraska.

- Fred's father (Eric) and mother (Karen) both earned their undergraduate degrees from Nebraska in 1966. In fact, Eric earned his undergraduate degree, Master's degree, and Ph.D. in sociology from the university.
- His maternal grandfather was former Husker basketball coach Jerry Bush. Known as the "Big Bear of the Coliseum," Bush guided NU from 1955 to 1963, and directed two of the greatest upsets ever – a 43-41 victory over No. 4 Kansas and Wilt Chamberlain, and a 55-48 victory over No. 1 Kansas State and Olympian Bob Boozer during the 1957-58 campaign.
- His paternal grandfather (Otto) received his Master's Degree and Ph.D from Nebraska. He joined the faculty of the University of Nebraska in 1948, where he taught sociology and served as director of the community development program in the University of Nebraska Extension Division.
- Fred's son (Sam) is in his third season on the Husker basketball team after walking on. Fred and Sam are one of 22 father-son duos in Division I this season.

2 Nebraska matched a school record with two turnovers in the win over Duquesne on Nov. 22, matching a record originally set in 2013. As of Jan. 10, it ties for the lowest total by a power conference team in 2023-24.

MAST ANCHORS HUSKER POST

Rienk Mast has been one of the Big Ten's top transfers this season and comes into the Iowa contest averaging 13.3 points, 8.7 rebounds and 2.9 assists per game.

- Mast has more than filled the void of Derrick Walker, a second-team All-Big Ten pick in 2022-23 who led NU in scoring, rebounding and assists last season.
- Mast's 8.7 rebounds per game rank fifth in the Big Ten and is on pace to be the most rebounds per game by a Husker since 2007-08 (Aleks Maric).
- His four double doubles pace the Huskers and ranks among the Big Ten leaders as of Jan. 10.
- Mast has been in double figures 10 times and has five games with at least 10 rebounds this season.
- He keyed Nebraska's upset of No. 1 Purdue with 18 points, including 14 in the first half while helping limit Zach Edey to 15 points.
- He missed two games because of a knee procedure on Dec. 18 before returning to the lineup on Jan. 3 against Indiana.
- He put together one of his best performances in the win at Kansas State on Dec. 17 with 19 points and 12 rebounds.
- Mast grabbed 14 caroms and dished out a career-high six assists in NU's win over Michigan State on Dec. 10.
- Against Florida A&M on Nov. 9, he posted season bests of 20 points and 16 rebounds, becoming the first Husker in the Big Ten era (2011-12 to present) to have a game with at least 20 points and 15 rebounds, and the first Husker to do so since All-Big 12 performer Aleks Maric in 2008.
- Since 1990, only six Huskers have had games with at least 20 points and 15 rebounds. That list includes Aleks Maric, Kimani Ffriend, Venson Hamilton, Mikki Moore and Eric Piatkowski.
- Mast's 16 rebounds vs. FAMU were the most by a Husker since Yvan Ouedraogo had 19 rebounds against Northwestern on March 1, 2020.

Filling Walker's Void			
Player	PPG	RPG	APG
Walker (2022-23)	13.6	7.1	3.9
Mast (2023-24)	13.3	8.7	2.9

Huskers with 20+ Points/15+ Rebounds (Since 1990)				
Name	Opponent	Date	Pts.	Reb.
Rienk Mast	FAMU	11/9/23	20	16
Aleks Maric	Missouri	2/13/08	32	16
Aleks Maric	Alabama A&M	11/17/07	21	16
Aleks Maric	Missouri	2/24/07	31	19
Aleks Maric	vs. Houston	12/23/06	21	15
Aleks Maric	at Iowa State	2/15/06	37	16
Kimani Ffriend	Baylor	1/22/00	21	19
Venson Hamilton	Okla. St.	2/17/99	20	15
Mikki Moore	at Nevada	3/18/97	21	15
Eric Piatkowski	Kent	12/5/92	23	16
Eric Piatkowski	E. Wash.	12/21/91	23	15

STEADY WILLIAMS SHOWS ALL-AROUND GAME

Junior Brice Williams has been a rock for the Huskers this season. The 6-foot-7 guard is second on the team in scoring at 13.3 points per game while shooting 38 percent from 3-point range. He is second on the team in scoring, assists (2.8 apg) and blocked shots (0.8 bpg) and third in rebounding (5.6 rpg).

- He comes into the Iowa game shooting 44 percent from the field, 38 percent from 3-point range and 88 percent from the foul line. He tops NU in both free throws made (53) and attempted (60).
- In recent games, Williams has helped facilitate the Husker offense with a 15-to-3 assist-to-turnover ratio over the last two games.
- He has a team-high 13 double-figure games and had a stretch of seven straight double-figure games end against Purdue.
- His effort against the Boilermakers may have been Williams' best effort of the season as he had season bests in assists (nine), rebounds (11) and blocked shots (two). He finished one point and one rebound shy of just the third triple-double in school history.
- His best offensive performance of the year came in NU's win over Oregon State when he had 25 points on 9-of-17 shooting.
- Williams nearly posted his first double-double of the year with 10 points and nine rebounds in the win at Kansas State on Dec. 17.
- He tallied 18 points, six rebounds, four assists and three steals before fouling out at Minnesota on Dec. 6 and had 16 points, six boards and a career-high four steals in the win over Indiana on Jan. 3.

IMPROVED BOARD WORK

One area where Nebraska has made improvement is on the glass. The additions of Rienk Mast, Josiah Allick and Brice Williams along with the return of Juwan Gary have made the Huskers a solid rebounding team.

- Nebraska has a +3.4-rebound margin through Jan. 10 to rank seventh in the Big Ten. Last season the Huskers were 11th in rebound margin (-1.0).
- NU had a positive rebound margin (+3.1) prior to Juwan Gary's season-

Improving on the Boards	
Season	Reb Margin (B1G Rk.)
2023-24	+3.4 (7th)
2022-23	-1.0 (11th)
2021-22	-7.0 (14th)
2020-21	-3.0 (14th)
2019-20	-9.6 (14th)

1.47

Nebraska's assist-to-turnover ratio this season, which is sixth in the Big Ten as of Jan. 10. Over the last decade, NU's best assist-to-turnover ratio is 1.32, set in the 2018-19 season. Nebraska's 16.2 assists per game is the program's highest average since 1995-96 (17.37 apg).



**4** The 14-point deficit against North Dakota on Dec. 20 was NU's largest comeback of the season and fourth time under Fred Hoiberg that Nebraska has overcome a double-digit deficit. It was also NU's largest comeback vs. a non-conference foe since the 2014-15 season.

ending injury last January. Gary was second on the team in rebounding (6.5 rpg) and 15th in the Big Ten in that category on Jan. 10. Over the final 16 games of the 2022-23 season, NU was outrebounded by 5.1 rebounds per game.

- Mast (MVC) and Allick (Mountain West) both ranked second in their respective conferences in 2022-23 in rebounding, while Williams was 15th in Conference USA. In addition, Mast led the MVC in rebounding during the 2021-22 season.
- Nebraska has been out-rebounded only six times in the first 16 games this season.
- Nebraska grabbed a season-high 57 rebounds in the win over Kansas State on Dec. 17, the highest total by a Husker team since 1999.

### A QUICK LOOK AT THE HUSKERS

Nebraska entered the 2023-24 season with its most experienced roster in Fred Hoiberg's five seasons at the helm. The Huskers returned seven letterwinners and three redshirts while adding seven new players to the roster.

- For the first time since 2018-19 and the third time since 2012-13, the Huskers return more than 50 percent of their scoring from the previous year.
- NU also returned 86 starts, which is the most since the 2018-19 NIT team. That breakdown is as follows: C.J. Wilcher (26); Keisei Tominaga (25); Juwan Gary (17); Jamarques Lawrence (12); Blaise Keita (5); Sam Hoiberg (1).
- The Huskers return five of their top eight scorers from a year ago, as Keisei Tominaga's 13.1 ppg was the highest for a Husker returnee since James Palmer Jr. in 2018-19 (17.2 ppg).
- The 2023-24 Huskers are an experienced bunch with nine of the 13 scholarship players in at least their fourth season of college basketball. The group features one sixth-year senior in Jarron Coleman and five others who are in their fifth season of college basketball.
- The 2023-24 roster combined for 766 appearances, including 409 starts, at the Division I level entering the season. That does not include two seasons of junior college basketball for both Keisei Tominaga and Blaise Keita.

### HUSKER ROSTER HAS INTERNATIONAL FLAVOR

NU's roster has had an international flavor in recent seasons and that trend will continue in 2023-24. Four Huskers hail from overseas, including Keisei Tominaga (Moriyama Nagoya Aichi, Japan), Matar Diop (Dakar, Senegal), Blaise Keita (Bamako, Mali), and Rienk Mast (Groningen, Netherlands).

In five seasons under Hoiberg, NU has had players on its roster from a host of countries, including Australia, Canada, England, France, Iceland, Lithuania, and Slovenia.

### TOMINAGA, MAST SPEND SUMMERS WITH NATIONAL TEAMS

A pair of Huskers spent the summer representing their national teams in international events. Rienk Mast represented the Netherlands in the FIBA Olympic Pre-Qualifying Tournament in Turkey, while Keisei Tominaga played for Japan in the FIBA World Cup.

- Mast played in all three games for the Netherlands, averaging 6.0 points, 6.0 rebounds and 1.3 assists per game as the team posted a 1-2 record.
- Tominaga played in all five games for Japan, averaging 11.4 points per game in helping the team qualify for the 2024 Paris Olympics as the highest finishing team from Asia. He was named player of the game in the win over Cape Verde, finishing with 22 points on 8-of-11 shooting from the field, including 6-of-8 from 3-point range. Of the five active NCAA players who played in the World Cup, Tominaga was the only one to average double figures.

### FAMILY TIES

Several members of the 2023-24 Huskers have family members who have played basketball at the college or professional levels. The list is led by Fred Hoiberg, who played in the NBA for a decade after a standout career at Iowa State. In addition, Ramel Lloyd was a Parade All-American who scored over 1,600 points at the college level at Syracuse and Long Beach State, while Henry Williams scored a school-record 2,383 points at Charlotte and his number 34 jersey was retired by the school. Keisei Tominaga's father didn't play college basketball but was a center on the Japanese national team at the 1998 FIBA World Championship and played professionally in Japan for a decade.

Player	Relative	College (Sport)
Josiah Allick	Bekka (Sister)	Nebraska (VB)
	Bill Ziegelbein (Stepfather)	Nebraska (FB)
	Colleen Ziegelbein (Mother)	Northwest Missouri State (WBB)
	Melvin (Father)	UNLV (Swimming)
Sam Hoiberg	Fred (Father)	Iowa State/NBA (MBB)
	Jack (Brother)	Michigan State/UT-Arlington (MBB)
Keisei Tominaga	Hiroyuki (Father)	Played Internationally for Japan (MBB)
Ramel Lloyd Jr.	Ramel Sr. (Father)	Syracuse/Long Beach State (MBB)
Ahron Ulis	Tyler (Brother)	Kentucky/NBA (MBB)
C.J. Wilcher	Sergio (Father)	Morgan State (MBB)
	Simeon (Brother)	St. John's (MBB)
Brice Williams	Henry (Father)	Charlotte (MBB)

### DOUBLE-DIGIT RUNS IN 2023-24

Nebraska has totaled 14 double-figure runs this season, including a 20-0 run against Oregon State on Nov. 18. NU had two double-figure runs in the win over No. 1 Purdue on Jan. 9

Run	Opponent	Time (Half)
20-0	vs. Oregon State	10:54-2:51 (1st)
17-0	Rider	10:19-1:30 (2nd)
13-0	Duquesne	13:14-9:38 (2nd)
13-0	Purdue	3:17 (1st) -18:21 (2nd)
12-0	at Kansas State	14:45-5:06 (2nd)
12-0	Florida A&M	15:20-11:31 (1st)
12-0	North Dakota	19:00-15:13 (2nd)
12-0	South Carolina State	20:00-14:03 (1st)
11-0	Purdue	13:11-11:22 (2nd)
11-0	South Carolina State	13:46-9:34 (1st)
10-0	Lindenwood	6:29-4:07 (1st)
10-0	Florida A&M	6:29-4:27 (1st)
10-0	Florida A&M	0:47 (1st)-16:02 (2nd)
10-0	South Carolina State	6:20-2:37 (1st)

### HUSKERS COMPLETE SPAIN TRIP WITH 3-0 MARK

Nebraska made its first overseas trip since 2019 and went 3-0 against teams in Madrid (89-84, OT), Valencia (86-83) and Barcelona (82-62) despite having just nine players available for the trip.

C.J. Wilcher led five Huskers who averaged double figures with 17.0 ppg, while Brice Williams (16.3 ppg) and Eli Rice (16.0 ppg) both averaged at least 16 points per game. Cale Jacobsen led NU in rebounding at 8.3 per game and tied Jamarques Lawrence for the team high in assists per game (4.3 apg).

### HUSKER COACHING STAFF RETURNS INTACT

Nebraska's full-time coaching staff remains the same as it was during the 2022-23 season with Nate Loenser, Adam Howard and Ernie Zeigler joining Head Coach Fred Hoiberg on the Husker bench.

- Loenser begins his third season on the Husker staff. He joined the Husker program after spending five seasons with the Chicago Bulls organization. Loenser was an assistant coach for the Bulls under both Fred Hoiberg and Jim Boylan for three seasons. He also served as the Bulls' video coordinator and head coach of the Windy City Bulls. Loenser worked with Hoiberg at Iowa State for two seasons.

- Howard is in his second year on the coaching staff. He was selected to participate in the 2023 TopConnect Basketball Symposium, an event featuring some of the nation's top assistant coaches. Prior to joining the NU staff, he spent four years at South Alabama, helping the program to 75 wins in that span after the program had seven straight losing seasons. In 2021-22, South Alabama won 21 games, the school's highest total since 2008. Howard also coached at Troy, Tennessee, Southern Miss and Morehead State after playing collegiately at Western Kentucky.

- Zeigler is also in his second year at Nebraska. He joined the NU staff in August of 2022 after spending six years on Ben Howland's staff at Mississippi State. The Bulldogs had four postseason appearances between 2018-22. Zeigler spent six seasons as the head coach at Central Michigan (2007-12) and previously served stints at UCLA, Pittsburgh, Kansas State, Detroit, and Bowling Green.

## NEBRASKA BASKETBALL RADIO/TV ROSTER



**0 | C.J. WILCHER**  
Jr. | G | 6-5 | 214



**1 | SAM HOIBERG**  
So. | G | 6-0 | 183



**2 | RAMEL LLOYD JR.**  
RFr. | G | 6-6 | 210



**3 | BRICE WILLIAMS**  
Jr. | G | 6-7 | 213



**4 | JUWAN GARY**  
Jr. | F | 6-6 | 221



**5 | AHRON ULIS**  
Jr. | G | 6-3 | 190



**9 | JARRON COLEMAN**  
Sr. | G | 6-5 | 213



**10 | JAMARQUES LAWRENCE**  
So. | G | 6-3 | 182



**11 | ELI RICE**  
Fr. | G | 6-8 | 213



**15 | BLAISE KEITA**  
Jr. | F | 6-11 | 257



**21 | MATAR DIOP**  
Fr. | F | 6-10 | 213



**24 | JEFFREY GRACE III**  
So. | G | 6-3 | 197



**30 | KEISEI TOMINAGA**  
Sr. | G | 6-2 | 179



**31 | CALE JACOBSEN**  
RFr. | G | 6-4 | 20



**35 | HENRY BURT**  
RFr. | F | 6-7 | 216



**51 | RIENK MAST**  
Jr. | F | 6-10 | 248



**53 | JOSIAH ALLICK**  
Sr. | F | 6-8 | 231



**FRED HOIBERG**  
Head Coach



**ADAM HOWARD**  
Assistant Coach



**NATE LOENSER**  
Assistant Coach



**ERNIE ZEIGLER**  
Assistant Coach




**KURT JOSEPH**  
Director of Men's Basketball Strength & Conditioning



**LUCA VIRGILIO**  
Director of Basketball Strategies & Business Operations



**EMMANUEL TOMMY**  
Director of Player Development



**MICHAEL BANIA**  
Video Coordinator



**PADYN BORDERS**  
Recruiting Coordinator



**SHERYL BURBACH**  
Assistant Director of Basketball Operations



**ANDREW MCCABE**  
Athletic Trainer



**PAT NORRIS**  
Equipment Manager




**JAKE BLATTNER**  
Performance Nutrition Coordinator




**MATT THOME**  
NAPL Director



**NIHILO IBARRA**  
Graduate Manager



**JUSTIN MOORE**  
Graduate Manager



**JOEY ST. PIERRE**  
Graduate Manager



**2023-24**  
Nebraska Roster





## BROADCAST NOTES

## 2023-24 RECORD

13-3/3-2 Big Ten

## LAST GAME

Tues., Jan. 9  
No. 1 Purdue.....W 88-72

## UPCOMING GAMES

Fri., Jan. 12  
at Iowa.....8:30 p.m./BTNWed., Jan. 17  
at Rutgers.....6 p.m./BTNSat., Jan. 20  
Northwestern.....1:15 p.m./BTN

## HEAD COACH

Fred Hoiberg (Iowa St., 1995)  
Nebraska: 53-86 / 5th  
Career: 168-142 / 10th

## ASSISTANTS

Adam Howard, 2nd season  
Nate Loenser, 3rd season  
Ernie Zeigler, 2nd season

## 2023-24 SCHEDULE

## NOV

6 Lindenwood.....W, 84-52  
9 Florida A&M.....W, 81-54  
13 Rider.....W, 64-50  
15 Stony Brook.....W, 84-63  
18 vs. Oregon State.....W, 84-63  
22 Duquesne.....W, 89-79  
26 Cal State Fullerton.....W, 85-72

## DEC

3 No. 15 Creighton.....L, 60-89  
6 at Minnesota \*.....L, 65-76  
10 Michigan State \*.....W, 77-70  
17 at Kansas State.....W, 62-46  
20 North Dakota.....W, 82-75  
29 South Carolina State.....W, 91-62

## JAN

3 Indiana \*.....W, 86-70  
6 at No. 21 Wisconsin \*.....L, 72-88  
9 No. 1 Purdue \*.....W, 88-72  
12 at Iowa \*.....W, 77-70  
17 at Rutgers \*.....W, 62-46  
20 Northwestern \*.....W, 82-75  
23 Ohio State \*.....W, 82-75  
27 at Maryland \*

## FEB

1 Wisconsin \*.....W, 86-70  
4 at Illinois \*.....W, 82-75  
7 at Northwestern \*.....W, 82-75  
10 Michigan \*.....W, 82-75  
17 Penn State \*.....W, 82-75  
21 at Indiana \*.....W, 82-75  
25 Minnesota \*.....W, 82-75  
29 at Ohio State \*

## MARCH

3 Rutgers \*.....W, 82-75  
10 at Michigan \*.....W, 82-75  
13-  
17 at Big Ten Tournament  
\*Big Ten Game

## C.J. WILCHER (WILL-CHUR) G / 6-5 / 214 / Jr. / Plainfield, N.J.



	GP/GS	PPG	RPG	APG	SPG	FG%	3PT%	FT%
Season	16/2	8.4	1.8	0.8	0.6	.511	.439	.905
B1G	5/0	10.4	1.6	0.6	0.6	.577	.579	1.000
Career	94/29	7.4	2.0	0.9	0.6	.441	.374	.702

## SAM HOIBERG G / 6-0 / 183 / So. / Lincoln, Neb.



	GP/GS	PPG	RPG	APG	SPG	FG%	3PT%	FT%
Season	16/0	4.5	2.6	1.5	1.0	.429	.393	.684
B1G	5/0	4.8	2.2	2.2	1.0	.438	.429	1.000
Career	37/1	4.3	2.2	0.8	0.8	.486	.400	.766

## RAMEL LLOYD JR. G / 6-6 / 210 / RFr. / Long Beach, Calif.



	GP/GS	PPG	RPG	APG	SPG	FG%	3PT%	FT%
Season	0/0	0.0	0.0	0.0	0.0	.000	.000	.000
B1G	0/0	0.0	0.0	0.0	0.0	.000	.000	.000
Career	0/0	0.0	0.0	0.0	0.0	.000	.000	.000

## BRICE WILLIAMS G / 6-7 / 213 / Jr. / Huntersville, N.C.



	GP/GS	PPG	RPG	APG	SPG	FG%	3PT%	FT%
Season	16/16	13.3	5.6	2.8	0.9	.436	.383	.883
B1G	5/5	13.2	6.0	4.0	1.8	.458	.538	.833
Career	104/43	9.7	4.0	1.1	0.6	.372	.393	.811

## JUWAN GARY (JUH-WAHN) F / 6-6 / 221 / Jr. / Columbia, S.C.



	GP/GS	PPG	RPG	APG	SPG	FG%	3PT%	FT%
Season	13/7	12.1	5.8	1.4	1.3	.530	.359	.656
B1G	5/4	11.0	2.8	1.2	1.6	.605	.333	.600
Career	89/42	7.0	4.2	0.5	0.8	.499	.267	.604

## JARRON "BOOGIE" COLEMAN G / 6-5 / 213 / Sr. / Indianapolis, Ind.



	GP/GS	PPG	RPG	APG	SPG	FG%	3PT%	FT%
Season	10/0	2.7	2.0	2.6	0.3	.235	.190	.636
B1G	1/0	0.0	0.0	0.0	0.0	.000	.000	.000
Career	115/86	10.4	4.2	3.1	0.9	.398	.337	.716

## JAMARQUES LAWRENCE G / 6-3 / 182 / So. / Plainfield, N.J.



	GP/GS	PPG	RPG	APG	SPG	FG%	3PT%	FT%
Season	16/16	6.1	3.7	2.5	0.8	.347	.280	.720
B1G	5/5	6.6	3.8	1.8	1.2	.407	.429	.833
Career	44/28	5.4	2.7	1.5	0.5	.381	.336	.536

## ELI RICE F / 6-8 / 213 / Fr. / Gallatin, Tenn.



	GP/GS	PPG	RPG	APG	SPG	FG%	3PT%	FT%
Season	12/0	3.8	1.2	0.3	0.3	.387	.409	.650
B1G	3/0	2.0	0.7	0.3	0.3	1.000	1.000	.000
Career	12/0	3.8	1.2	0.3	0.3	.387	.409	.650

## MATAR DIOP (MA-TAR JOPE [AS IN HOPE]) F / 6-10 / 213 / Fr. / Dakar, Senegal



	GP/GS	PPG	RPG	APG	SPG	FG%	3PT%	FT%
Season	9/0	0.8	1.1	0.3	0.2	.400	.000	.333
B1G	2/0	0.0	0.0	0.5	0.0	.000	.000	.000
Career	9/0	0.8	1.1	0.3	0.2	.400	.000	.333

## KEISEI TOMINAGA (KAY-SAY TOE-ME-NAWGA) G / 6-2 / 179 / Sr. / Moriayama Nagoya Aichi, Japan



	GP/GS	PPG	RPG	APG	SPG	FG%	3PT%	FT%
Season	14/14	14.6	1.9	1.3	1.1	.465	.375	.860
B1G	5/5	16.6	0.4	1.6	0.4	.481	.417	.941
Career	76/39	10.4	1.6	0.8	0.7	.461	.373	.861

## CALE JACOBSEN G / 6-4 / 200 / RFr. / Ashland, Neb.



	GP/GS	PPG	RPG	APG	SPG	FG%	3PT%	FT%
Season	9/0	1.0	0.3	0.4	0.1	.500	.000	.500
B1G	2/0	0.0	0.0	0.5	0.0	.000	.000	.000
Career	9/0	1.0	0.3	0.4	0.1	.500	.000	.500

## RIENK MAST (RINK) F / 6-10 / 248 / Jr. / Groningen, Netherlands



	GP/GS	PPG	RPG	APG	SPG	FG%	3PT%	FT%
Season	14/14	13.3	8.7	2.9	0.3	.448	.314	.821
B1G	5/5	11.0	6.4	3.4	.80	.404	.211	.625
Career	102/93	11.6	7.6	1.9	0.5	.487	.327	.734

## JOSIAH ALLICK (AL-ICK) F / 6-8 / 231 / Sr. / Lincoln, Neb.



	GP/GS	PPG	RPG	APG	SPG	FG%	3PT%	FT%
Season	15/11	6.3	5.1	1.5	0.7	.500	.333	.674
B1G	4/1	3.5	4.0	1.8	0.5	.571	1.000	.444
Career	118/95	9.2	5.7	1.1	0.6	.547	.290	.648

## Last Game: Had 16 points on 4-of-5 shooting (3-of-4 from 3) in 19 minutes vs. No. 1 Purdue

- Finished with 18 points on 7-of-9 shooting vs South Carolina State
- Led NU with 16 points and four rebounds in 18 minutes vs. North Dakota
- Had 10 points, two rebounds and an assist vs. Michigan State
- Graduated with his degree in child, youth & family studies in December of 2023

## Last Game: Had seven of his nine points in a 13-0 1st-half run; added three assists and 3 steals

- Totaled five points, a career-high four assists and a steal in 23 minutes vs. Indiana
- Led NU with a career-high 15 points and added five rebounds and two assists vs. Lindenwood
- Had a career-high 16 points, including 3-of-3 from 3-point range, at Maryland on Jan. 28, 2023
- Sports media and communications major who hosts his own radio show during the season

## Last Game: Has not played in 2023-24

- Redshirt freshman who has battled several injuries and has not played in 2023-24
- Played in all three games in Spain, averaging 5.7 ppg, 8.0 rpg, and 4.0 apg
- Top-100 recruit averaged 11.6 ppg, 4.0 rpg and 1.9 apg at Sierra Canyon HS in 2021-22
- Co-hosts his own radio show with his father during the season

## Last Game: Nearly posted a triple double with nine points, 11 rebounds and a career-high nine assists

- Topped NU with 18 points and tied career highs in assists (four) and steals (three) at Minnesota
- Finished with a season-high 25 points, two assists and two steals vs. Oregon State
- 2nd-team All C-USA pick who averaged 13.8 ppg and 5.3 rpg in helping Charlotte to 2023 CBI title
- Father (Henry) scored 2,383 points at Charlotte and his No. 34 was retired by the school in 1992

## Last Game: Totaled 12 points, five rebounds and two steals vs. No. 1 Purdue

- Posted second-double-double of 2023-24 with 13 points and a career-high 18 boards at KSU
- Matched career high with 20 points (8-of-11 FG) and had three steals vs. MSU
- Returns after suffering season-ending injury in January after averaging 9.5 ppg and 6.5 rpg in 17 games
- Played two seasons at Alabama, helping Crimson Tide to SEC title and NCAA Sweet 16 in 2020-21

## Last Game: Did not play vs. Purdue

- Tallied eight points and six assists in the win over South Carolina State
- Earned second-team All-MAC honors in 2022-23, averaging 14.3 ppg, 4.9 rpg and 3.8 apg
- Started 21 games at Missouri in 2021-22, averaging 8.6 ppg with a team-high 86 assists
- Was 2019-20 MAC Freshman of the Year (9.3 ppg, 4.8 rpg, 2.9 apg)

## Last Game: Had four rebounds and an assist in 18 minutes vs. No. 1 Purdue

- Had 12 points, a career high four steals, three assists and three boards vs. Indiana
- Had a career high 16 points and seven rebounds at Minnesota
- Totaled 11 points and dished out a career-high six assists against Cal State Fullerton
- Played in 28 games, including 12 starts as a freshman, averaging 5.0 points, 2.2 rebounds per game

## Last Game: Did not play vs. Purdue

- Totaled 10 points, two rebounds and two steals vs. South Carolina State
- Finished with 16 points, including 3-of-6 from 3-point range, and four boards against FAMU
- Played at IMG Academy in '22-23, averaging 19 points and seven rebounds per game
- Was an all-state pick at Beech (Tenn.) High School in 2021-22, averaging 17.2 ppg and 7.1 rpg

## Last Game: Did not play vs. Purdue

- Grabbed four rebounds and had two steals in 20 minutes vs. South Carolina State
- Has a 7-foot-2 wingspan and provides the Huskers with interior size and athleticism
- Played at Keystone Athletic Academy in 2022-23, averaging 13 points and 13 rebounds per game
- Product of NBA Academy Africa who picked up the sport as a teenager

## Last Game: Finished with 19 points and tied career high with four assists vs. No. 1 Purdue

- Led all scorers with 28 points on 9-of-16 shooting vs. Indiana
- Led NU with 20 points on 8-of-16 shooting vs. Creighton
- Played for Japanese National Team, averaging 11.4 ppg in helping Japan qualify for the 2024 Olympics
- Has 12 career 20-point games, including a career-high 30 points against Penn State on Feb. 5, 2023

## Last Game: Did not play vs. Purdue

- Set career bests in points (four) and rebounds (two) vs. South Carolina State
- Walk-on who had first three career points and an assist in five minutes vs. FAMU
- Averaged 17.9 ppg, 6.1 apg, 5.8 rpg as a senior in leading Ashland-Greenwood to a state title
- Multi-sport athlete who also played quarterback and wide receiver during high school career

## Last Game: Keyed win over No. 1 Purdue with 18 points, four rebounds and three assists

- Picked up team-high fourth double-double vs. KSU (19 points, 12 rebounds)
- Was first Husker with 20/15 game since '08 with 20 points and 16 rebounds vs. FAMU
- Transfer who was a two-time All-Missouri Valley Conference selection (2022 & 2023)
- Played for the Netherlands Senior National Team in summer of 2023 (6.0 ppg, 6.0 rpg, 1.3 apg)

## Last Game: Totaled five points and an assist in 11 minutes vs. No. 1 Purdue

- Five double-figure games in 23-24, including 12 points, seven boards & five assists vs. Duquesne
- Led NU with eight rebounds and had three assists in 28 minutes against Indiana
- Lincoln native who is a grad transfer from New Mexico and spent three years at UMKC
- Helped New Mexico to a 22-12 record in 2022-23, 8.4 ppg on an 56% shooting and 7.2 rpg

## Pts. 22, at Indiana (12/7/22)

- Reb. 6, Three times
- Asst. 4, Three times
- Stls. 3, Two times
- Bl. 2, Two times

## Pts. 15, Two times

- Reb. 7, vs. SCSU (12/29/23)
- Asst. 4, vs. Indiana (1/3/24)
- Stls. 4, vs. Florida A&M (11/9/23)
- Bl. 1, Three times

## Pts. N/A

- Reb. N/A
- Asst. N/A
- Stls. N/A
- Bl. N/A

## Pts. 32, vs. UAB (3/4/23)

- Reb. 13, vs. Rice (2/25/23)
- Asst. 9, Purdue (1/9/24)
- Stls. 4, vs. Indiana (1/3/24)
- Bl. 3, Four times

## Pts. 20, Two times

- Reb. 18, at K-State (12/17/23)
- Asst. 3, vs. Florida St. (11/27/22)
- Stls. 4, at Kansas St. (12/17/22)
- Bl. 3, Two times

## Pts. 33, vs. Toledo (3/11/21)

- Reb. 13, at Ole Miss (1/18/22)
- Asst. 8, Four times
- Stls. 4, Two times
- Bl. 2, Three times

## Pts. 16, at Minnesota (12/6/23)

- Reb. 9, vs. Penn St. (2/5/23)
- Asst. 6, Cal St. Fullerton (11/26/23)
- Stls. 4, vs. Indiana (1/3/24)
- Bl. 1, Four times

## Pts. 16 vs. Florida A&amp;M (11/9/23)

- Reb. 5 vs. Lindenwood (11/6/23)
- Asst. 1 Two times
- Stls. 2, vs. SCSU (12/29/23)
- Bl. 1, Two times

## Pts. 3, vs. Lindenwood (11/6/23)

- Reb. 4, vs. SCSU (12/29/23)
- Asst. 1, Two times
- St. 4, vs. SCSU (12/29/23)
- Bl. 1, Two times

## Pts. 30, vs. Penn St. (2/5/23)

- Reb. 5, vs. SCSU (12/29/23)
- Asst. 4, Two times
- Stls. 5, at K-State (12/17/23)
- Bl. 1, Three times

## Pts. 4, vs. SCSU (12/29/23)

- Reb. 2, vs. SCSU (12/29/23)
- Asst. 1, Three times
- Stls. 1, vs. Lindenwood (11/6/23)
- Bl. N/A

## Pts. 30, vs. UNI (3/3/23)

- Reb. 17, vs. UIC (12/31/22)
- Asst. 6, Michigan St. (12/10/23)
- Stls. 3, Four times
- Bl. 3, Two times

## Pts. 29, vs. Greenville (11/27/20)

- Reb. 18, vs. Boise St. (1/20/23)
- Asst. 5, Three times
- Stls. 3, vs. South Dakota (2/24/22)
- Bl. 3, Two times

## AHRON ULIS (VOU-LISS) G / 6-3 / 190 / Jr. / Chicago, Ill.



	GP/GS	PPG	RPG	APG	SPG	FG%	3PT%	FT%
Season	0/0	0.0	0.0	0.0	0.0	.000	.000	.000
B1G	0/0	0.0	0.0	0.0	0.0	.000	.000	.000
Career	84/27	5.0	1.6	1.9	0.4	.374	.310	.780



# NEBRASKA HEAD COACH FRED HOIBERG

## NEBRASKA (2019-PRESENT)

- Hired as Nebraska's 28th men's basketball coach on March 30, 2019, a position his grandfather (Jerry Bush) held for nine seasons from 1954 to 1963.
- Is the only coach in school history with two road wins against top-10 teams
- Led Nebraska to its fourth win over a No. 1 team in school history and first time since 1982 (1/9/24 vs. No. 1 Purdue)
- Guided Nebraska to three consecutive road wins over ranked opponents (No. 23 Ohio State and No. 10 Wisconsin in 2021-22 and No. 7 Creighton in 2022-23) for the first time in school history
- Brought in the highest-ranked recruiting class in school history, as his 2021 class was ranked 13th by ESPN.com
- Had NBA Draft Picks in both 2021 (Dalano Banton) and 2022 (Bryce McGowens) and has produced 12 players who have reached the NBA

## CHICAGO BULLS (2015-18)

- Coached the Chicago Bulls for three-plus seasons, posting a 115-155 record.
- Became just the fifth coach in franchise history to post a winning record in his debut season.
- Took the Bulls to the 2017 NBA Playoffs where they won the first two games against the top-seeded Boston Celtics, as the Bulls were the first No. 8 seed to take a 2-0 lead against a No. 1 seed since 1993.
- Was the fifth coach in NBA history to have each of his first two career playoff victories come on the road.

## IOWA STATE (2010-15)

- Served as head coach at his alma mater for five seasons, posting a 115-56 record, which is the top winning percentage in school history (.673).
- Led the Cyclones to four straight NCAA Tournament appearances - a program record - while his 115 wins were the most in a five-year stretch in school history.
- Guided Iowa State to back-to-back Big 12 Tournament titles in 2014 and 2015.
- Produced four All-Americans, 12 All-Big 12 honorees and 10 players who played in the NBA.
- Named Big 12 Coach of the Year in 2012, as the Cyclones went from three conference wins to 12 in one season.
- Won 28 games and reached the NCAA Sweet 16 in 2014.
- Led the Big 12 in scoring offense in two of his last four seasons and topped the conference in 3-pointers four times in five years.

## MINNESOTA TIMBERWOLVES (2005-10)

- Served as Vice President of Basketball Operations in 2009-10, overseeing the day-to-day operations of basketball programs including college and pro scouting, salary cap management and NBA Draft preparations.
- Was the Assistant General Manager for three seasons, helping the Timberwolves orchestrate a draft-day trade for five-time all-star Kevin Love in 2008.

## AS AN NBA PLAYER (1995-2005)

- Spent 10 years in the NBA with the Indiana Pacers (four seasons), Chicago Bulls (four seasons) and Minnesota Timberwolves (two seasons) after being selected in the second round of the 1995 NBA Draft.
- Was a member of three NBA Playoff Teams, including a Timberwolves team that reached the 2004 Western Conference Finals.
- Shot 40 percent from 3-point range during his career and led the NBA in 3-point shooting in his final season (48.3, 2004-05).
- Ended his NBA career abruptly at the age of 33 after undergoing open-heart surgery to repair an aneurysm in his aortic root.

## AS A PLAYER AT IOWA STATE (1991-95)

- Started all four seasons at Iowa State, averaging 15.8 points, 6.9 rebounds, 2.8 assists and 1.6 steals per game in his collegiate career.
- His No. 32 was retired by Iowa State in 1997 and Hoiberg is a member of the Iowa State Hall of Fame.
- Garnered third-team All-America honors as a senior in 1994-95, averaging 19.9 points per game to help the Cyclones win a then-school-record 23 games and was named Big Eight Co-Male Athlete of the Year in 1995.
- Two-time Academic All-American who was inducted into the CSC Academic Hall of Fame in 2016.



## FRED HOIBERG'S COLLEGIATE COACHING RECORD

Year	School	Overall Record	Pct.	Conf. Record	Pct.	Conf. Finish	Postseason
2010-11	Iowa State	16-16	.500	3-13	.188	12th	None
2011-12	Iowa State	23-11	.676	12-6	.677	T-3rd	NCAA Third Round
2012-13	Iowa State	23-12	.657	11-7	.611	T-4th	NCAA Third Round
2013-14	Iowa State	28-8	.778	11-7	.611	T-3rd	NCAA Sweet 16
2014-15	Iowa State	25-9	.735	12-6	.677	T-2nd	NCAA Second Round
2019-20	Nebraska	7-25	.219	2-18	.100	14th	None
2020-21	Nebraska	7-20	.259	3-16	.158	14th	None
2021-22	Nebraska	10-22	.313	4-16	.200	T-13th	None
2022-23	Nebraska	16-16	.500	9-11	.450	T-11th	None
2023-24	Nebraska	13-3	.813	3-2	.600		
<b>Totals</b>		<b>168-142</b>	<b>.542</b>	<b>70-102</b>	<b>.407</b>		

# THE LAST TIME...

## Nebraska Team

Ranked in the top 5 (AP Poll) ..... Never Happened  
 Ranked in the top 10 (AP Poll) ..... March 1, 1966  
 Ranked in the top 20 (AP Poll) ..... Jan. 2, 1995  
 Ranked in the top 25 (AP Poll) ..... Dec. 31, 2018 (No. 24)  
 Ranked in the top 25 (USA Today Coaches Poll) ..... Dec. 31, 2018 (No. 23)

Played AP Poll No. 1 ranked team ..... def. No. 1 Purdue (88-72), 1/9/2024  
 Defeated AP Poll No. 1 ranked team ..... def. No. 1 Purdue (88-72), 1/9/2024  
 Played AP Poll No. 2 ranked team ..... lost at No. 2 Michigan (47-62), 1/9/13  
 Defeated AP Poll No. 2 ranked team ..... vs. No. 2 Oklahoma State (85-69), 2/5/1992  
 Played Team Ranked 1-5 by AP ..... def. No. 1 Purdue (88-72), 1/9/2024  
 Defeated Team Ranked 1-5 by AP ..... def. No. 1 Purdue (88-72), 1/9/2024  
 Played Team Ranked 6-10 by AP ..... won at No. 7 Creighton (63-53), 12/4/2022  
 Defeated Team Ranked 6-10 by AP ..... at No. 7 Creighton (63-53), 12/4/2022  
 Defeated Team Ranked 11-25 by AP ..... at No. 23 Ohio State (78-70), 3/1/2022  
 Defeated Team Ranked 1-10 by AP on Road ..... at No. 7 Creighton (63-53), 12/4/2022  
 Defeated Ranked Team by AP on Road ..... at No. 7 Creighton (65-63), 12/4/2022

Scored 100 or more points ..... 100; at NC State, 12/1/2021  
 Scored 90 or more points ..... 91; South Carolina State, 12/29/2023  
 Scored 80 or more points ..... 88; Purdue, 1/9/2024  
 Scored less than 50 points ..... 48; Wisconsin, 2/10/2021  
 Scored less than 40 points ..... 38; at Oregon, 12/15/2012  
 Shot 75% from the field ..... 750; vs. Nebraska-Omaha (42-56), 1/25/1988 \$  
 Shot 70% from the field ..... 723; vs. UNC Wilmington (34-47), 12/5/1997  
 Shot 60% from the field ..... 628; vs. Northwestern (27-43), 2/3/2015

Made 50 or more free throws ..... Never Happened  
 Made 40 or more free throws ..... 43; vs. Texas (43-59), 1/3/1996 - \$  
 Made 30 or more free throws ..... 37; vs. UTSA (37-50), 12/20/2017  
 Made 25 or more free throws ..... 28; vs. Duquesne (28-31), 11/22/2023  
 Attempted 60 or more free throws ..... 60; vs. Kansas State (36-60), 1/11/1954 - \$  
 Attempted 50 or more free throws ..... 50; vs. UTSA (37-50), 12/20/2017  
 Attempted 40 or more free throws ..... 50; vs. UTSA (37-50), 12/20/2017  
 Attempted 30 or more free throws ..... 32; South Carolina State (24-32), 12/29/2023  
 Shot 100% from the foul line (min 10 att.) ..... 1.000; at Penn State (16-16), 1/19/2013  
 Shot 95% from the foul line (min 10 att.) ..... 950; vs. Cal State Fullerton (19-20), 11/26/2023  
 Shot 90% from the foul line (min 10 att.) ..... 950; vs. Cal State Fullerton (19-20), 11/26/2023  
 Shot 90% from the foul line (min 20 att.) ..... 950; vs. Cal State Fullerton (19-20), 11/26/2023

Made 20 or more 3-pointers ..... Never Happened  
 Made 15 or more 3-pointers ..... 15; Kennesaw State (15-29), 12/22/2021  
 Made 10 or more 3-pointers ..... 14; Purdue (14-23), 1/9/2024  
 Made 0 3-pointers ..... 0; vs. Jacksonville State (0-5), 12/18/2012  
 Held Opponent to 0 3-pointers ..... 0; Southeastern Louisiana, 11/22/2015  
 Attempted 40 or more 3-pointers ..... 41; vs. Nevada (9-41), 11/26/2020 \$  
 Attempted 30 or more 3-pointers ..... 32; Indiana (12-32), 1/3/2024  
 Attempted 20 or more 3-pointers ..... 14; Purdue (14-23), 1/9/2024  
 Shot 75% from 3-point range (min. 10 att.) ..... 750; vs. UT-Pan American (9-12), 12/2/2009 - \$  
 Shot 60% from 3-point range (min. 10 att.) ..... 609; Purdue (14-23), 1/9/24  
 Shot 50% from 3-point range (min. 10 att.) ..... 609; Purdue (14-23), 1/9/24  
 Shot 50% from 3-point range (min. 20 att.) ..... 609; Purdue (14-23), 1/9/24

Had 60 or more rebounds ..... 60; vs. Oral Roberts, 12/22/1999  
 Had 50 or more rebounds ..... 50; South Carolina State, 12/29/2023

Had 30 or more assists ..... 35; vs. Northeastern Illinois, 12/21/1994  
 Had 25 or more assists ..... 25; vs. Doane, 12/17/2020  
 Had 20 or more assists ..... 22; Purdue, 1/9/2024  
 Had 15 or more assists ..... 16; Wisconsin, 1/6/2024

Had 20 or more steals ..... 23; vs. Texas Tech, 3/4/1999 - \$  
 Had 15 or more steals ..... 15; Indiana, 1/3/2024  
 Had 10 or more steals ..... 15; Indiana, 1/3/2024

Had 15 or more blocked shots ..... 15; vs. Coppin State, Dec. 6, 1996 - \$  
 Had 10 or more blocked shots ..... 14; at Northwestern, 1/2/2018

Had 30 or more turnovers ..... 31; at Creighton, 12/11/2005  
 Had 20 or more turnovers ..... 20; South Carolina State, 12/29/2023  
 Had 5 or less turnovers ..... 2; vs. Duquesne, 11/22/2023 - #

## Nebraska Player...

Had 20 or more points: ..... 28; Keisei Tominaga vs. Indiana, 1/3/2024  
 Had 25 or more points: ..... 28; Keisei Tominaga vs. Indiana, 1/3/2024  
 Had 30 or more points: ..... 30; Keisei Tominaga vs. Penn State, 2/5/2023  
 Had 40 or more points: ..... 41; Teddy Allen vs. Penn State, 2/23/2021  
 Had 20 or more points in a half: ..... 20; Lat Mayen vs. Rutgers (1st), 3/1/2021

Had No Player in Double Figures: ..... vs. Ohio State, 1/21/2012  
 Had Five Players with 10 or more points ..... North Dakota, 12/20/2023  
 ..... Wilcher (16); Lawrence (14); Tominaga (14); Williams (12); Gary (12); Allick (10)  
 Had Six Players with 10 or more points ..... North Dakota, 12/20/2023  
 ..... Wilcher (16); Lawrence (14); Tominaga (14); Williams (12); Gary (12); Allick (10)  
 Two Huskers with 20 or more points, same game: ..... vs. Duquesne, 11/22/2023  
 ..... Keisei Tominaga (23), Juwan Gary (20)  
 Two Huskers with 25 or more points, same game: ..... vs. Western Illinois, 11/9/21  
 ..... Alonzo Verge Jr. (26), Bryce McGowens (25)  
 Three Huskers with 20 or more points, same game: ..... Iowa, 3/10/2019  
 ..... James Palmer Jr. (30), Glynn Watson Jr. (23), Isaiah Roby (23)  
 Two Huskers with 30 or more points, same game: ..... vs. Oregon, 11/25/1995  
 ..... Tyronn Lue (30) & Jaron Boone (30) - only time in school history

Had 10 or more rebounds: ..... 11; Brice Williams vs Purdue, 1/9/2024  
 Had 15 or more rebounds: ..... 18; Juwan Gary at Kansas State, 12/17/2023  
 Had 20 or more rebounds: ..... 21; Kimani Ffriend vs. Oral Roberts, 12/22/1999  
 Had 25 or more rebounds: ..... 26; Bill Johnson vs. Iowa State, 1/4/1954 - \$  
 Two Huskers with 10 or more rebounds, same game: ..... at Kansas State, 12/17/2023  
 ..... (Juwan Gary-18; Rienk Mast-12)  
 Three Huskers with 10 or more rebounds, same game: ..... vs. Texas Tech, 1/19/2000  
 ..... (Steffon Bradford 16; Kimani Ffriend 12; Louis Truscott 11)

Had 5 or more 3-pointers: ..... 5; Keisei Tominaga vs. Purdue (5-9), 1/9/2024  
 Had 6 or more 3-pointers: ..... 7; Kobe Webster at Northwestern (7-12), 3/7/2021  
 Had 7 or more 3-pointers: ..... 7; Kobe Webster at Northwestern (7-12), 3/7/2021  
 Had 8 or more 3-pointers: ..... 8; Cary Cochran, vs. Baylor (8-13), 2/27/2002 - \$

Had 5 or more assists: ..... 9; Brice Williams vs Purdue, 1/9/2024  
 Had 10 or more assists: ..... 11; Alonzo Verge Jr. at Ohio State, 3/1/2022  
 Had 15 or more assists: ..... 15; Charles Richardson vs. Rutgers, 12/2/2006  
 Had 18 or more assists: ..... 18; Brian Carr, at Evansville, 1/3/1985 - \$

Had 5 or more blocked shots: ..... 5; Isaiah Roby vs. Northwestern, 2/16/2019  
 Had 6 or more blocked shots: ..... 6; Isaiah Roby vs. Eastern Illinois, 11/11/2017  
 Had 7 or more blocked shots: ..... 7; John Turek vs. Colorado, 3/2/2005  
 Had 9 or more blocked shots: ..... 9; Mikki Moore vs. Coppin State, 12/6/1996 - \$  
 Had 10 or more blocked shots: ..... Never Happened

Had 5 or more steals: ..... 5; Keisei Tominaga at Kansas State, 12/17/2023  
 Had 6 or more steals: ..... 6; Glynn Watson Jr. vs. Long Beach State, 11/26/2017  
 Had 7 or more steals: ..... 7; Brandon Richardson at Ohio State, 1/3/2012  
 Had 8 or more steals: ..... 8; Cookie Belcher vs. Oklahoma St., 2/7/2001 - \$  
 Had 10 or more steals: ..... Never Happened

Had Triple-Double (Points/Rebounds/Assists): ..... Dalano Banton vs. Doane, 12/17/2020, 13/11/10  
 Had Double-Double (Points/Assists): ..... Alonzo Verge Jr. at NC State (25/11), 12/1/2021  
 Had Double-Double (Points/Rebounds): ..... Juwan Gary (12 pts./12 reb.), North Dakota, 12/20/2023  
 Had Double-Double (Points/Steals): ..... Never Happened  
 Had Double-Double (Points/Blocks): ..... Never Happened  
 Had Two Players with Double-Doubles: .....  
 ..... Rienk Mast (19 pts./12 reb.) and Juwan Gary (13 pts./18 reb.) at K-State, 12/17/2023

\$ - School Record - # - Tied School record  
 As of 1/11-/2024

2023-24 GAME BY GAME															
Team	FG-FGA	Pct.	3FG-3FGA	Pct.	FT-FTA	Pct.	O-D	Reb.	PF	A	TO	B	S	Pts.	W/L
Lindenwood	22-68	.324	3-16	.188	5-9	.556	13-27	40	21	2	12	2	4	52	
at Nebraska	27-56	.482	11-30	.367	19-29	.655	8-36	44	12	19	9	7	5	84	W
Florida A&M at Nebraska	20-66	.303	4-20	.200	10-17	.588	11-24	35	26	10	14	3	8	54	
	23-56	.411	10-28	.357	25-36	.694	16-39	55	17	15	18	5	7	81	W
Rider at Nebraska	17-56	.304	6-25	.240	10-12	.833	7-27	34	18	8	11	5	10	50	
	19-57	.333	9-32	.281	17-22	.773	14-33	47	9	13	11	0	3	64	W
Stony Brook at Nebraska	25-66	.379	7-30	.233	6-10	.600	9-19	28	17	6	9	2	10	63	
	33-60	.500	8-26	.308	10-17	.588	12-33	45	13	19	14	1	3	84	W
Oregon State vs. Nebraska	19-54	.352	6-22	.273	19-21	.905	9-22	31	23	11	9	3	4	63	
	30-65	.462	8-24	.333	16-26	.615	17-27	44	18	16	6	3	3	84	W
Duquesne at Nebraska	28-63	.444	8-29	.276	15-17	.882	14-23	37	24	8	6	3	1	79	
	26-53	.491	9-24	.375	28-31	.903	7-22	29	13	18	2	2	1	89	W
Cal State Fullerton at Nebraska	28-67	.418	9-22	.409	7-9	.778	15-20	35	17	9	12	5	8	72	
	27-58	.466	12-30	.400	19-20	.950	11-25	36	9	18	9	3	3	85	W
No. 15 Creighton at Nebraska	32-69	.464	14-40	.350	11-13	.846	14-34	48	14	17	12	4	5	89	
	24-71	.338	2-22	.091	10-14	.714	14-23	37	10	6	8	1	7	60	L
at Minnesota Nebraska	25-53	.472	8-25	.320	18-29	.621	13-19	32	9	18	16	7	10	76	
	24-53	.453	5-18	.278	12-15	.800	10-22	32	21	15	18	1	7	65	L
Michigan State at Nebraska	27-61	.443	8-17	.471	8-9	.889	8-23	31	13	14	9	2	5	70	
	27-54	.500	10-23	.435	13-15	.867	5-26	31	11	16	9	4	5	77	W
at Kansas State Nebraska	16-60	.267	4-30	.133	10-18	.556	13-27	40	11	11	12	9	6	46	
	25-72	.347	11-31	.355	1-4	.250	22-35	57	17	14	14	4	7	62	W
North Dakota at Nebraska	26-67	.388	11-32	.344	12-17	.706	19-23	42	14	11	11	2	6	75	
	29-63	.460	11-32	.344	14-19	.737	13-25	38	11	14	9	0	7	82	W
South Carolina State at Nebraska	23-74	.311	5-23	.217	11-15	.733	13-27	40	21	9	19	3	9	62	
	29-61	.475	9-30	.300	24-32	.750	10-40	50	18	22	20	7	16	91	W
Indiana at Nebraska	24-51	.471	9-18	.500	13-19	.684	9-27	36	19	19	19	2	5	70	
	27-59	.458	12-32	.375	20-26	.769	9-20	29	20	16	8	0	15	86	W
at No. 21 Wisconsin Nebraska	33-60	.550	13-26	.500	9-13	.692	7-25	32	13	18	8	0	6	88	
	26-53	.491	12-26	.462	8-11	.727	3-23	26	16	16	12	4	4	72	L
No. 1 Purdue at Nebraska	24-57	.421	13-33	.394	11-15	.733	11-23	34	16	17	14	2	1	72	
	29-57	.509	14-23	.609	16-19	.842	5-25	30	17	22	9	3	9	88	W

GAME BY GAME STARTERS							
Opponent	Date	Result	Guard	Guard	Guard/Forward	Forward	Forward
Lindenwood	11/6	W, 84-52	Lawrence	Wilcher	Williams	Allick	Mast
Florida A&M	11/9	W, 81-54	Lawrence	Wilcher	Williams	Allick	Mast
Rider	11/13	W, 64-50	Lawrence	Tominaga	Williams	Allick	Mast
Stony Brook	11/15	W, 84-63	Lawrence	Tominaga	Williams	Allick	Mast
vs. Oregon State	11/18	W, 84-63	Lawrence	Tominaga	Williams	Allick	Mast
Duquesne	11/22	W, 89-79	Lawrence	Tominaga	Williams	Allick	Mast
Cal State Fullerton	11/26	W, 85-72	Lawrence	Tominaga	Williams	Allick	Mast
No. 15 Creighton	12/3	L, 60-89	Lawrence	Tominaga	Williams	Allick	Mast
at Minnesota	12/6	L, 65-76	Lawrence	Tominaga	Williams	Allick	Mast
Michigan State	12/10	W, 77-70	Lawrence	Tominaga	Williams	Gary	Mast
at Kansas State	12/17	W, 62-46	Lawrence	Tominaga	Williams	Gary	Mast
North Dakota	12/20	W, 82-75	Lawrence	Tominaga	Williams	Gary	Allick
South Carolina State	12/29	W, 91-62	Lawrence	Tominaga	Williams	Gary	Allick
Indiana	1/3	W, 86-70	Lawrence	Tominaga	Williams	Gary	Mast
at No. 21 Wisconsin	1/6	L, 72-88	Lawrence	Tominaga	Williams	Gary	Mast
No. 1 Purdue	1/9	W, 88-72	Lawrence	Tominaga	Williams	Gary	Mast



## 2023-24 SUPERLATIVES

## NEBRASKA TEAM GAME HIGHS

POINTS	91	SOUTH CAROLINA ST. (12/29/23)
	89	DUQUESNE (11/22/23)
FIELD GOALS MADE	33	STONY BROOK (11/15/23)
	30	vs Oregon St. (11/18/23)
FIELD GOAL ATTEMPTS	72	at Kansas St. (12/17/23)
	71	CREIGHTON (12/03/23)
FIELD GOAL PERCENTAGE	.550 (33-60)	STONY BROOK (11/15/23)
	.509 (29-57)	PURDUE (01/09/24)
3 PT FIELD GOALS MADE	14	PURDUE (01/09/24)
	12	at Wisconsin (01/06/24)
	12	INDIANA (01/03/24)
	12	CAL ST. FULLERTON (11/26/23)
3 PT FG ATTEMPTS	32	INDIANA (01/03/24)
	32	NORTH DAKOTA (12/20/23)
	32	RIDER (11/13/23)
3 PT FG PERCENTAGE	.609 (14-23)	PURDUE (01/09/24)
	.462 (12-26)	at Wisconsin (01/06/24)
FREE THROWS MADE	28	DUQUESNE (11/22/23)
	25	FLORIDA A&M (11/09/23)
FREE THROW ATTEMPTS	36	FLORIDA A&M (11/09/23)
	32	SOUTH CAROLINA ST. (12/29/23)
FREE THROW PERCENTAGE	.950 (19-20)	CAL ST. FULLERTON (11/26/23)
	.903 (28-31)	DUQUESNE (11/22/23)
REBOUNDS	57	at Kansas St. (12/17/23)
	55	FLORIDA A&M (11/09/23)
ASSISTS	22	PURDUE (01/09/24)
	22	SOUTH CAROLINA ST. (12/29/23)
STEALS	16	SOUTH CAROLINA ST. (12/29/23)
	15	INDIANA (01/03/24)
BLOCKED SHOTS	7	SOUTH CAROLINA ST. (12/29/23)
	7	LINDENWOOD (11/06/23)
TURNOVERS	20	SOUTH CAROLINA ST. (12/29/23)
FOULS	21	at Minnesota (12/06/23)

## OPPONENT TEAM GAME HIGHS

POINTS	89	CREIGHTON (12/03/23)
	88	at Wisconsin (01/06/24)
FIELD GOALS MADE	33	at Wisconsin (01/06/24)
	32	CREIGHTON (12/03/23)
FIELD GOAL ATTEMPTS	74	SOUTH CAROLINA ST. (12/29/23)
	69	CREIGHTON (12/03/23)
FIELD GOAL PERCENTAGE	.550 (33-60)	at Wisconsin (01/06/24)
	.472 (25-53)	at Minnesota (12/06/23)
3 PT FIELD GOALS MADE	14	CREIGHTON (12/03/23)
	13	PURDUE (01/09/24)
	13	at Wisconsin (01/06/24)
3 PT FG ATTEMPTS	40	CREIGHTON (12/03/23)
	33	PURDUE (01/09/24)
3 PT FG PERCENTAGE	.500 (13-26)	at Wisconsin (01/06/24)
	.500 (9-18)	INDIANA (01/03/24)
FREE THROWS MADE	19	vs Oregon St. (11/18/23)
	18	at Minnesota (12/06/23)
FREE THROW ATTEMPTS	29	at Minnesota (12/06/23)
	21	vs Oregon St. (11/18/23)
FREE THROW PERCENTAGE	.905 (19-21)	vs Oregon St. (11/18/23)
	.889 (8-9)	MICHIGAN ST. (12/10/23)
REBOUNDS	48	CREIGHTON (12/03/23)
	42	NORTH DAKOTA (12/20/23)
ASSISTS	19	INDIANA (01/03/24)
	18	at Wisconsin (01/06/24)
	18	at Minnesota (12/06/23)
STEALS	10	at Minnesota (12/06/23)
	10	STONY BROOK (11/15/23)
	10	RIDER (11/13/23)
BLOCKED SHOTS	9	at Kansas St. (12/17/23)
	7	at Minnesota (12/06/23)
TURNOVERS	19	INDIANA (01/03/24)
	19	SOUTH CAROLINA ST. (12/29/23)
FOULS	26	FLORIDA A&M (11/09/23)

## NEBRASKA TEAM GAME LOWS

POINTS	60	CREIGHTON (12/03/23)
	62	at Kansas St. (12/17/23)
FIELD GOALS MADE	19	RIDER (11/13/23)
	23	FLORIDA A&M (11/09/23)
FIELD GOAL ATTEMPTS	53	DUQUESNE (11/22/23)
	53	at Minnesota (12/06/23)
	53	at Wisconsin (01/06/24)
FIELD GOAL PERCENTAGE	.333 (19-57)	RIDER (11/13/23)
	.338 (24-71)	CREIGHTON (12/03/23)
3 PT FIELD GOALS MADE	2	CREIGHTON (12/03/23)
	5	at Minnesota (12/06/23)
3 PT FG ATTEMPTS	18	at Minnesota (12/06/23)
	22	CREIGHTON (12/03/23)
3 PT FG PERCENTAGE	.091 (2-22)	CREIGHTON (12/03/23)
	.278 (5-18)	at Minnesota (12/06/23)
FREE THROWS MADE	1	at Kansas St. (12/17/23)
	8	at Wisconsin (01/06/24)
FREE THROW ATTEMPTS	4	at Kansas St. (12/17/23)
	11	at Wisconsin (01/06/24)
FREE THROW PERCENTAGE	.250 (1-4)	at Kansas St. (12/17/23)
	.588 (10-17)	STONY BROOK (11/15/23)
REBOUNDS	26	at Wisconsin (01/06/24)
	29	DUQUESNE (11/22/23)
	29	INDIANA (01/03/24)
ASSISTS	6	CREIGHTON (12/03/23)
	13	RIDER (11/13/23)
STEALS	1	DUQUESNE (11/22/23)
	3	RIDER (11/13/23)
	3	STONY BROOK (11/15/23)
	3	CAL ST. FULLERTON (11/26/23)
BLOCKED SHOTS	0	RIDER (11/13/23)
	0	NORTH DAKOTA (12/20/23)
	0	INDIANA (01/03/24)
TURNOVERS	2	DUQUESNE (11/22/23)
FOULS	9	RIDER (11/13/23)
	9	CAL ST. FULLERTON (11/26/23)

## OPPONENT TEAM GAME LOWS

POINTS	46	at Kansas St. (12/17/23)
	50	RIDER (11/13/23)
FIELD GOALS MADE	16	at Kansas St. (12/17/23)
	17	RIDER (11/13/23)
FIELD GOAL ATTEMPTS	51	INDIANA (01/03/24)
	53	at Minnesota (12/06/23)
FIELD GOAL PERCENTAGE	.267 (16-60)	at Kansas St. (12/17/23)
	.303 (20-66)	FLORIDA A&M (11/09/23)
3 PT FIELD GOALS MADE	3	LINDENWOOD (11/06/23)
	4	FLORIDA A&M (11/09/23)
	4	at Kansas St. (12/17/23)
3 PT FG ATTEMPTS	16	LINDENWOOD (11/06/23)
	17	MICHIGAN ST. (12/10/23)
3 PT FG PERCENTAGE	.133 (4-30)	at Kansas St. (12/17/23)
	.188 (3-16)	LINDENWOOD (11/06/23)
FREE THROWS MADE	5	LINDENWOOD (11/06/23)
	6	STONY BROOK (11/15/23)
FREE THROW ATTEMPTS	9	LINDENWOOD (11/06/23)
	9	CAL ST. FULLERTON (11/26/23)
	9	MICHIGAN ST. (12/10/23)
FREE THROW PERCENTAGE	.556 (5-9)	LINDENWOOD (11/06/23)
	.556 (10-18)	at Kansas St. (12/17/23)
REBOUNDS	28	STONY BROOK (11/15/23)
	31	vs Oregon St. (11/18/23)
	31	MICHIGAN ST. (12/10/23)
ASSISTS	2	LINDENWOOD (11/06/23)
	6	STONY BROOK (11/15/23)
STEALS	1	DUQUESNE (11/22/23)
	1	PURDUE (01/09/24)
BLOCKED SHOTS	0	at Wisconsin (01/06/24)
TURNOVERS	6	DUQUESNE (11/22/23)
FOULS	9	at Minnesota (12/06/23)

2023-24 SUPERLATIVES

WON/LOSS MARGIN

	1	2	3	4	5	6	7	8	9	10	11	12	13	14	15	16	17	18	19	20	+20
Husker Wins	0	0	0	0	0	0	1	1	0	1	0	0	1	1	0	3	0	0	0	0	5
Husker Losses	0	0	0	0	0	0	0	0	0	0	1	0	0	0	0	1	0	0	0	0	1

2023-24 INDIVIDUAL GAME HIGHS

Points	28	Keisei Tominaga vs Indiana (01/03/24)
	25	Brice Williams vs Oregon St. (11/18/23)
Field Goals Made	9	Keisei Tominaga vs Indiana (01/03/24)
	9	Brice Williams vs Oregon St. (11/18/23)
Field Goal Att.	17	Rienk Mast vs Purdue (01/09/24)
	17	Brice Williams vs Oregon St. (11/18/23)
FG Pct (min 5 made)	1.000 (5-5)	Keisei Tominaga vs Cal St. Fullerton (11/26/23)
	.778 (7-9)	C.J. Wilcher vs South Carolina St. (12/29/23)
3-Point FG Made	5	Keisei Tominaga vs Purdue (01/09/24)
	4	Keisei Tominaga vs Indiana (01/03/24)
	4	C.J. Wilcher vs North Dakota (12/20/23)
3-Point FG Att.	11	Keisei Tominaga vs Rider (11/13/23)
	10	Keisei Tominaga vs Indiana (01/03/24)
3-Pt FG Pct (min 2 made)	1.000 (3-3)	Keisei Tominaga vs Cal St. Fullerton (11/26/23)
	1.000 (3-3)	Rienk Mast vs Cal St. Fullerton (11/26/23)
Free Throws Made	9	Keisei Tominaga vs Duquesne (11/22/23)
	7	Brice Williams vs Florida A&M (11/09/23)
Free Throw Att.	10	Keisei Tominaga vs Duquesne (11/22/23)
	8	Eli Rice vs Florida A&M (11/09/23)
FT Pct (min 4 made)	1.000 (7-7)	Brice Williams vs Florida A&M (11/09/23)
	1.000 (6-6)	Rienk Mast vs Duquesne (11/22/23)
	1.000 (6-6)	Rienk Mast vs Florida A&M (11/09/23)
	1.000 (5-5)	C.J. Wilcher vs Purdue (01/09/24)
	1.000 (5-5)	Brice Williams vs South Carolina St. (12/29/23)
	1.000 (5-5)	Keisei Tominaga vs North Dakota (12/20/23)
Rebounds	18	Juwan Gary at Kansas St. (12/17/23)
	16	Rienk Mast vs Florida A&M (11/09/23)
Assists	9	Brice Williams vs Purdue (01/09/24)
	6	Brice Williams at Wisconsin (01/06/24)
	6	Jarron Coleman vs South Carolina St. (12/29/23)
	6	Rienk Mast vs Michigan St. (12/10/23)
	6	Jamarques Lawrence vs Cal St. Fullerton (11/26/23)
Steals	5	Keisei Tominaga at Kansas St. (12/17/23)
	4	Brice Williams vs Indiana (01/03/24)
	4	Jamarques Lawrence vs Indiana (01/03/24)
	4	Sam Hoiberg vs Florida A&M (11/09/23)
Blocked Shots	4	Juwan Gary vs South Carolina St. (12/29/23)
	2	Brice Williams vs Purdue (01/09/24)
	2	Brice Williams vs South Carolina St. (12/29/23)
	2	Brice Williams at Kansas St. (12/17/23)
	2	Juwan Gary vs Michigan St. (12/10/23)
	2	Brice Williams vs Cal St. Fullerton (11/26/23)
	2	Juwan Gary vs Oregon St. (11/18/23)
	2	C.J. Wilcher vs Lindenwood (11/06/23)
Turnovers	7	Jamarques Lawrence at Minnesota (12/06/23)
	6	Jarron Coleman vs South Carolina St. (12/29/23)
Fouls	5	Brice Williams at Minnesota (12/06/23)
Minutes	37	Rienk Mast at Kansas St. (12/17/23)
	36	Juwan Gary vs Michigan St. (12/10/23)
	35	Rienk Mast vs Michigan St. (12/10/23)

2023-24 OPPONENT INDIVIDUAL GAME HIGHS

Points	30	Max Jones vs Cal St. Fullerton (11/26/23)
	25	Jordan Pope vs Oregon St. (11/18/23)
Field Goals Made	10	Max Jones vs Cal St. Fullerton (11/26/23)
	9	Kel'el Ware vs Indiana (01/03/24)
Field Goal Att.	22	Baylor Scheierman vs Creighton (12/03/23)
	20	K'Jei Parker vs Florida A&M (11/09/23)
FG Pct (min 5 made)	.833 (5-6)	Pharrel Payne at Minnesota (12/06/23)
	.750 (9-12)	Kel'el Ware vs Indiana (01/03/24)
	.750 (6-8)	Joshua Ola-Joseph at Minnesota (12/06/23)
3-Point FG Made	6	Baylor Scheierman vs Creighton (12/03/23)
	5	Mason Gillis vs Purdue (01/09/24)
	5	Tyree Ihenacho vs North Dakota (12/20/23)
	5	Max Jones vs Cal St. Fullerton (11/26/23)
3-Point FG Att.	19	Baylor Scheierman vs Creighton (12/03/23)
	10	Mason Gillis vs Purdue (01/09/24)
	10	Treysen Eaglestaff vs North Dakota (12/20/23)
	10	Tyler Perry at Kansas St. (12/17/23)
3-Pt FG Pct (min 2 made)	1.000 (2-2)	Mason Miller vs Creighton (12/03/23)
	.714 (5-7)	Max Jones vs Cal St. Fullerton (11/26/23)
Free Throws Made	9	Dae Dae Grant vs Duquesne (11/22/23)
	7	Malik Hall vs Michigan St. (12/10/23)
	7	Tyler Bilodeau vs Oregon St. (11/18/23)
Free Throw Att.	10	Elijah Hawkins at Minnesota (12/06/23)
	9	B.J. Omot vs North Dakota (12/20/23)
	9	Dae Dae Grant vs Duquesne (11/22/23)
FT Pct (min 4 made)	1.000 (9-9)	Dae Dae Grant vs Duquesne (11/22/23)
	1.000 (7-7)	Malik Hall vs Michigan St. (12/10/23)
	1.000 (7-7)	Tyler Bilodeau vs Oregon St. (11/18/23)
	1.000 (6-6)	Jordan Pope vs Oregon St. (11/18/23)
	1.000 (4-4)	Fletcher Loyer vs Purdue (01/09/24)
	1.000 (4-4)	Malik Reneau vs Indiana (01/03/24)
	1.000 (4-4)	Jimmy Clark III vs Duquesne (11/22/23)
	1.000 (4-4)	Keenon Cole vs Lindenwood (11/06/23)
Rebounds	12	Ryan Kalkbrenner vs Creighton (12/03/23)
	10	Kel'el Ware vs Indiana (01/03/24)
	10	Baylor Scheierman vs Creighton (12/03/23)
Assists	11	Elijah Hawkins at Minnesota (12/06/23)
	7	Braden Smith vs Purdue (01/09/24)
Steals	5	Mike Mitchell Jr. at Minnesota (12/06/23)
	4	Max Jones vs Cal St. Fullerton (11/26/23)
Blocked Shots	4	Will McNair Jr. at Kansas St. (12/17/23)
	3	Cam Carter at Kansas St. (12/17/23)
	3	Ryan Kalkbrenner vs Creighton (12/03/23)
	3	JT Langston Jr. vs Rider (11/13/23)
Turnovers	4	Lance Jones vs Purdue (01/09/24)
	4	Xavier Johnson vs Indiana (01/03/24)
	4	Malik Reneau vs Indiana (01/03/24)
	4	Kel'el Ware vs Indiana (01/03/24)
	4	Mitchell Taylor vs South Carolina St. (12/29/23)
	4	Michael Teal vs South Carolina St. (12/29/23)
	4	Elijah Hawkins at Minnesota (12/06/23)
	4	Corey McKeithan vs Rider (11/13/23)
Fouls	5	Jimmy Clark III vs Duquesne (11/22/23)
	5	David Dixon vs Duquesne (11/22/23)
	5	Justin Rochelin vs Oregon St. (11/18/23)
	5	Mervin James vs Rider (11/13/23)
	5	Chase Barrs vs Florida A&M (11/09/23)
	5	Shannon Grant vs Florida A&M (11/09/23)

2023-24 HUSKER LINEUPS

No.	Starting Lineup	Record
1.	Allick, Lawrence, Mast, Wilcher, Williams	2-0
2.	Allick, Lawrence, Mast, Tominaga, Williams	5-2
3.	Gary, Lawrence, Mast, Tominaga, Williams	4-1
4.	Allick, Gary, Lawrence, Tominaga, Williams	2-0

## 2023-24 GAME RECAPS

Nebraska Individual Leaders								
Date	Opponent	Result	Record (BIG)	Attend.	Points	Rebounds	Assists	Steals
11/6	Lindenwood	W, 84-52	1-0 (0-0)	13,478	Hoiberg (15)	Allick (8)	Coleman (4)	Allick (2)
11/9	Florida A&M	W, 81-54	2-0 (0-0)	13,766	Mast (20)	Mast (16)	Lawrence (4)	Hoiberg (4)
11/13	Rider	W, 64-50	3-0 (0-0)	13,478	Wilcher (13)	Mast (13)	Williams (3)	Lawrence (2)
11/15	Stony Brook	W, 84-63	4-0 (0-0)	13,614	Gary (19)	Williams (9)	Mast (5)	Tominaga (2)
11/18	vs. Oregon State	W, 84-63	5-0 (0-0)	2,938	Williams (25)	Mast (13)	Lawrence (3)	Allick, Williams, Tominaga (2)
11/22	Duquesne	W, 89-70	6-0 (0-0)	14,426	Tominaga (24)	Allick (7)	Allick (5)	Wilcher (1)
11/26	Cal State Fullerton	W, 85-72	7-0 (0-0)	14,171	Mast (19)	Mast (9)	Lawrence (5)	Gary (2)
12/3	No. 15 Creighton	L, 60-89	7-1 (0-0)	15,838	Tominaga (20)	Mast, Williams (7)	Williams, Lawrence (2)	Gary (3)
12/6	at Minnesota *	L, 65-76	7-2 (0-1)	6,899	Williams (18)	Lawrence (7)	Williams (4)	Williams (3)
12/10	Michigan State *	W, 77-70	8-2 (1-1)	14,585	Gary (20)	Mast (14)	Mast (6)	Gary (3)
12/17	at Kansas State	W, 62-46	9-2 (1-1)	10,206	Mast (19)	Gary (18)	Tominaga (4)	Tominaga (5)
12/20	North Dakota	W, 82-75	10-2 (1-1)	13,387	Wilcher (16)	Gary (12)	Williams, Lawrence (3)	Gary (2)
12/29	South Carolina State	W, 91-62	11-2 (1-1)	14,987	Wilcher (18)	Allick, Williams, Hoiberg (6)	Coleman (6)	Tominaga, Wilcher (3)
1/3	Indiana *	W, 86-70	12-2 (2-1)	13,446	Tominaga (28)	Allick (8)	Hoiberg (4)	Lawrence, Williams (4)
1/6	at No. 21 Wisconsin	L, 72-88	12-3 (2-2)	15,055	Tominaga (17)	Mast, Hoiberg (6)	Williams (6)	4 Players (1)
1/9	No. 1 Purdue	W, 88-72	13-3 (3-2)	14,106	Tominaga (19)	Williams (11)	Williams (9)	Hoiberg (3)

## THE LAST TIME...

Nebraska...	A Nebraska Opponent...
Scored 100 or more points.....100; at NC State, 12/1/21	102; Michigan, 12/7/21
Scored 90 or more points.....91, South Carolina State, 12/29/23	92; at Michigan, 2/9/23
Scored 41 to 50 points.....50; Illinois, 1/10/23	46, at Kansas State, 12/17/23
Scored 40 or fewer points.....38; at Oregon, 12/15/12	38; Southwest Minnesota State, 12/28/18
Shot 70% from the field......723; vs. UNC Wilmington 12/5/97 (34-47)	.723; Kansas, 2/2/85 (34-47)
Shot 60% from the field......616; vs. Boston College, 11/30/22 (32-52)	.630; Michigan, 3/5/17 (34-54)
Shot 90% from the free throw line (Min 10 attempts)......909; vs. Southwest Minnesota State, 12/28/18 (10-11)	.905; vs. Oregon State, 11/18/23 (19-21)
Made 10, 3-Point Field Goals.....13; Purdue, 1/9/2024 (14-23)	13, Purdue, 1/9/24 (13-33)
Had 60 rebounds.....60; vs. Oral Roberts, 12/22/99	70; at NC State, 12/1/21
Had 50 rebounds.....50; South Carolina State, 12/29/23	52; at St. John's, 11/17/22
Had 30 assists.....35, vs. Northeastern Illinois, 12/21/94	32; at Minnesota, 3/8/20
Had 15 steals.....15, Indiana, 1/3/24	16; at Creighton, 12/11/2020
Had 10 blocked shots.....14; at Northwestern, 1/2/18	11; at NC State, 12/1/21
Had 10 or fewer turnovers.....9; Purdue, 1/9/24	8; at Wisconsin, 1/6/24
Had 20 or more turnovers.....20; South Carolina State, 12/29/23	21; Kennesaw State, 12/22/21
Had three players with 20 points.....vs. Iowa, 3/10/19	Michigan, 1/14/17
.....(Palmer Jr. 27; Watson Jr. 23; Roby 23)	(Wagner 23, Irvin 21, Walton 20)
Had three players with 10 rebounds.....vs. Texas Tech, 1/19/00	at Kansas, 1/9/02
.....(Bradford 16, Ffriend 12, Truscott 11)	(Collision 13, Gooden 12, Simien 10)
Had five players reach double-figure points.....vs. North Dakota, 12/20/23	at Purdue, 1/9/24
.....(Wilcher-16; Lawrence-14; Tominaga-14; Gary-12; Williams-12; Allick-10)	(Gillis-16; Edey-15; Loyer-13; Smith-10; Jones-10)
Had a player score 40 points.....41; Teddy Allen vs. Penn State 2/23/21	41; Marcus Carr, Minnesota, 2/27/21
Had a player score 30 points.....30; Keisei Tominaga vs. Penn State, 2/5/23	30; Max Jones, Cal State Fullerton, 11/26/23
Had a player grab 15 rebounds.....18; Juwan Gary at Kansas State, 12/17/2023	16; Julian Reece, Maryland, 2/19/23
Had a player dish out 10 assists.....12; Alonzo Verge Jr. at Ohio State, 3/1/22	11; Elijah Hawkins, at Minnesota, 12/6/23
Had a player collect five steals.....5; Keisei Tominaga at Kansas State, 12/17/2023	6; Jamhir Young, at Maryland, 1/28/23
Had a player block five shots.....5; Isaiah Roby vs. Maryland, 2/6/18	7; Zach Edey, Purdue, 12/10/2022
Had a player with a triple double.....13 pt/11 reb/10 asst.; Dalano Banton vs. Doane, 12/17/20	12 pt/11 reb./10 asst.; Trayce Jackson-Davis, Indiana, 12/7/22



SPECIALITY STATS

MISC. REVIEW

Nebraska Record When:	All (W)	All(L)	H(W)	H(L)	A (W)	A (L)	Rebounds are Even	1	1	1	0	0	1
Ahead at Halftime	9	1	8	1	1	0	Committing More TOs than Opp	4	2	3	0	1	2
Behind at Halftime	4	2	3	1	1	1	Committing Fewer TOs than Opp	7	1	6	1	1	0
Tied at Halftime	0	0	0	0	0	0	Turnovers are Even	2	0	2	0	0	0
Bench Outscores Opponent's	9	0	8	0	1	0	Leading with 5:00 left	12	0	10	0	2	0
Opponent Bench Outscores NU	3	3	2	2	1	1	Trailing with 5:00 left	1	3	1	1	0	2
Bench scoring is even	1	0	1	0	0	0	Tied with 5:00 left	0	0	0	0	0	0
Shooting 50% or Better	3	0	3	0	0	0	In Overtime	0	0	0	0	0	0
Shooting Under 50%	10	3	8	2	2	1	Scoring 80 or more points	10	0	9	0	1	0
Opp. Shoots 50% or Better	0	1	0	0	0	1	Scoring 61 to 79 points	3	2	2	1	1	1
Opp. Shoots Under 50%	13	2	11	2	2	0	Scoring 60 or fewer points	0	1	0	1	0	0
Outshooting Opponent (pct.)	12	0	10	0	2	0	Allowing 80 or more points	0	2	0	1	0	1
Outshot by Opponent (pct.)	1	3	1	1	0	2	Allowing 61 to 79 points	9	1	8	0	1	1
Shooting is even	0	0	0	0	0	0	Allowing 60 or fewer points	4	0	3	0	1	0
Outrebounding Opponent	8	0	6	0	2	0							
Outrebounded by Opponent	4	2	4	1	0	1							

MISC. TOTALS

Biggest margin of victory .....	32, Lindenwood (11/6)	Largest halftime lead surrendered in loss .....	15, at Minnesota (12/6)
Biggest margin of defeat .....	29, Creighton (12/3)	Largest lead at any time .....	49, South Carolina State (12/29)
Largest deficit overcome in win.....	14, North Dakota (12/20)	Largest deficit at any time .....	31, Creighton (12/3)
Largest halftime deficit overcome in win .....	10; North Dakota (12/20)	Largest runs without opponent scoring .....	20 vs. Oregon State (9:26-2:51, 1st)
Largest lead surrendered in loss.....	17, at Minnesota (12/6)	Largest opponent run without NU scoring.....	13 at Minnesota (15:57-12:23, 2nd)

SPECIALITY STATS

Opponent	NU-Opp Paint	NU-Opp off TO	NU-Opp 2nd Ch.	NU-Opp Bench	Largest Lead	Largest Deficit	Tip	1st Sub(s)
Lindenwood	32-32	8-4	11-9	27-21	36 (2nd, 5:34)	2 (1st, 19:36)	L	Hoiberg
Florida A&M	24-26	11-9	18-9	30-24	29 (2nd, 12:39)	1 (1st, 15:38)	L	Hoiberg, Coleman, Rice
Rider	18-16	9-4	13-10	26-14	17 (2nd, 1:44)	-	W	Hoiberg, Coleman
Stony Brook	42-18	7-19	12-9	29-14	23 (2nd, 1:47)	2 (1st, 17:59)	W	Gary
vs. Oregon State	38-16	14-5	22-6	25-17	31 (2nd, 14:06)	6 (1st, 18:12)	L	Gary
Duquesne	32-34	7-3	8-16	27-19	17 (2nd, 6:57)	6 (1st, 12:37)	L	Wilcher, Hoiberg, Gary, Coleman
Cal State Fullerton	28-32	11-7	8-14	18-18	19 (2nd, 4:51)	3 (1st, 18:43)	L	Coleman
Creighton	34-36	13-5	10-16	18-20	3 (1st, 14:56)	31 (2nd, 1:44)	L	Gary
at Minnesota	32-24	21-24	8-14	20-27	17 (1st, 1:13)	11 (2nd, 0:32)	L	Wilcher, Gary
Michigan State	30-28	8-4	4-8	18-9	7 (2nd, 0:25)	7 (1st, 12:19)	L	Wilcher, Hoiberg
at Kansas State	28-22	8-4	16-12	9-11	19 (2nd, 4:22)	6 (1st, 3:12)	L	Allick
North Dakota	30-28	20-7	17-15	21-28	10 (2nd, 0:46)	14 (2nd, 19:16)	W	Wilcher
South Carolina State	34-26	19-13	8-9	47-46	49 (2nd, 8:39)	-	W	Hoiberg
Indiana	24-26	27-6	11-10	18-20	22 (2nd, 5:23)	5 (1st, 17:27)	L	Allick
at Wisconsin	18-36	12-17	6-7	18-36	-	21 (2nd, 1:40)	L	Hoiberg
Purdue	28-20	18-7	7-11	30-24	16 (2nd, 0:47)	6 (1st, 5:33)	L	Hoiberg



## 2023-24 HONORS

## C.J. WILCHER

JUNIOR • GUARD • 6-5 • 214 • PLAINFIELD, N.J. • ROSELLE CATHOLIC

- One of the Big Ten's best sixth men who has played in every game since arriving on campus in 2021-22
- Has seven double-figure efforts, including four in his last five contests
- Had 16 points off the bench on 4-of-5 shooting, as he had eight points in a 11-0 second-half run after No. 1 Purdue pulled with 54-52
- Finished with 11 first-half points against Indiana before missing the second half because of back spasms
- Has six double-figures efforts this season and comes an 11 point effort against Indiana which included a trio of 3-pointers
- Scored a season high 18 points on 7-of-9 shooting against South Carolina State while adding three steals
- Totaled 16 points, including a season-high four 3-pointers, and added four rebounds vs. North Dakota on Dec. 20
- Had 10 points on 3-of-5 shooting in the win over Michigan State
- Finished with nine points, three rebounds and two assists at Minnesota
- Totaled 13 points and five rebounds in the win over Rider and 13 points against Lindenwood
- Played in all 32 games, including 24 starts, in 2022-23 and averaged 8.0 points per game while ranking second on the team with 42 3-pointers
- Totaled 10 double-figure efforts as a sophomore, including a career-high 22 points at No. 14 Indiana on Dec. 7, 2022
- Played in all 32 games in 2021-22, averaging 8.1 points and 2.3 rebounds per game as the Huskers' sixth man
- Paced NU in 3-pointers (52) and 3-point percentage (.406), while he also shot 43 percent from long range in Big Ten play
- Spent the 2020-21 season at Xavier, playing in 15 games and averaging 3.3 points and 1.1 rebounds per game
- Was a four-star recruit who ranked No. 81 by ESPN in the class of 2021
- Playing for Dave Boff at Roselle Catholic, averaging 18.8 points, 4.5 rebounds and 2.8 assists per game to earn first-team all-state honors
- Younger brother (Simeon) is a freshman guard at St. John's in 2023-24

## MISC. STATS

Category	2023-24	Career*
10+ Points	7	31
20+ Points	0	2
30+ Points	0	0
40+ Points	0	0
Double-Doubles	0	0
10+ Rebounds	0	0
10+ Assists	0	0
Led NU in Scoring	3	7
Led NU in Reb.	0	0
Led NU in Assists	0	1

\*Includes Xavier

## SEASON/CAREER HIGHS

<b>Points</b>	
Season:	18, South Carolina State (12/29/23)
College Career:	22, at Indiana (12/7/22)
<b>Rebounds</b>	
Season:	5, Rider (11/13/23)
College Career:	6, Three times (last, 2/25/23)
<b>Field Goals</b>	
Season:	7, South Carolina State (12/29/23)
College Career:	8, vs. Omaha (11/10/22)
<b>3-Point Field Goals</b>	
Season:	4, North Dakota (12/20/23)
College Career:	5, at Rutgers (2/14/23)
<b>Free Throws</b>	
Season:	5, Purdue (1/9/24)
College Career:	6, at Indiana (12/7/22)
<b>Free Throw Attempts</b>	
Season:	5, Purdue (1/9/24)
College Career:	6, at Indiana (12/7/22)
<b>Assists</b>	
Season:	2, Three times (last, 12/6/23)
College Career:	4, Three times (last, 2/14/23)
<b>Steals</b>	
Season:	3, South Carolina State (12/29/23)
College Career:	3, Two times (last, 12/29/23)
<b>Blocks</b>	
Season:	2, Lindenwood (11/6/23)
College Career:	2, Two times (last, 11/6/23)
<b>Minutes Played</b>	
Season:	23, Rider (11/13/23)
College Career:	38, Two times (last, 1/7/23)

## CAREER STATS

SEASON	TEAM	GP-GS	MIN/AVG	Field Goals		3-Point		F-Throws		Rebounds				Scoring			
				FG-FGA	FG%	3FG-3FGA	3FG%	FT-FTA	FT%	OFF	DEF	TOT	AVG	PF-FO	A	TO	BLK/STL
2020-21	XU	15-1	151/10.1	18-45	.400	10-29	.345	4-4	1.000	7	9	16	1.1	11-0	5	7	1 5
2021-22	Nebr	32-2	791/24.7	92-199	.462	52-128	.406	22-35	.629	17	56	73	2.3	42-1	26	31	3 25
2022-23	Nebr	32-24	870/27.2	95-238	.399	42-134	.313	23-36	.639	17	61	78	2.4	52-1	44	47	6 18
2023-24	Nebr	16-2	268/16.7	45-88	.511	25-57	.439	19-21	.905	10	19	29	1.8	16-0	12	11	5 9
<b>TOTAL FOR Nebr</b>		<b>80-28</b>	<b>1929/24.1</b>	<b>232-525</b>	<b>.442</b>	<b>119-319</b>	<b>.373</b>	<b>64-92</b>	<b>.696</b>	<b>44</b>	<b>136</b>	<b>180</b>	<b>2.3</b>	<b>110-2</b>	<b>82</b>	<b>89</b>	<b>14 52</b>
<b>TOTAL</b>		<b>95-29</b>	<b>2080/21.9</b>	<b>250-570</b>	<b>.439</b>	<b>129-348</b>	<b>.371</b>	<b>68-96</b>	<b>.708</b>	<b>51</b>	<b>145</b>	<b>196</b>	<b>2.1</b>	<b>121-2</b>	<b>87</b>	<b>96</b>	<b>15 57</b>

## 2023-24 GAME BY GAME

Opponent	Date	GS	MIN	Total		3-Pointers		Free throws		Rebounds				Scoring			
				FG-FGA	PCT	3FG-3FGA	PCT	FT-FTA	PCT	OFF	DEF	TOT	AVG	PF	A	TO	BLK/STL
Lindenwood	11/06/2023	*	22:08	4-8	.500	2-5	.400	3-4	.750	0	1	1	1.0	0	2	0	2 0
Florida A&M	11/09/2023	*	19:51	2-6	.333	1-4	.250	1-2	.500	0	1	1	1.0	4	2	0	1 0
Rider	11/13/2023		22:51	4-8	.500	3-5	.600	2-2	1.000	4	1	5	2.3	2	1	3	0 0
Stony Brook	11/15/2023		14:23	1-3	.333	0-2	.000	0-0	.000	0	0	0	1.8	0	0	0	1 2
vs Oregon St.	11/18/2023		12:44	1-2	.500	1-2	.500	0-0	.000	0	0	0	1.4	0	1	0	0 0
Duquesne	11/22/2023		16:17	1-2	.500	0-1	.000	0-0	.000	0	2	2	1.5	1	1	0	0 1
Cal St. Fullerton	11/26/2023		16:37	2-6	.333	1-5	.200	0-0	.000	1	2	3	1.7	1	1	0	0 0
Creighton	12/03/2023		14:56	2-4	.500	0-2	.000	0-0	.000	0	0	0	1.5	0	0	0	0 0
at Minnesota	12/06/2023		18:07	3-6	.500	1-2	.500	2-2	1.000	1	2	3	1.7	2	2	1	0 0
Michigan St.	12/10/2023		15:00	3-5	.600	2-4	.500	2-2	1.000	1	1	2	1.7	0	1	0	0 0
at Kansas St.	12/17/2023		08:15	0-4	.000	0-2	.000	0-0	.000	1	2	3	1.8	1	0	1	0 0
North Dakota	12/20/2023		18:22	6-10	.600	4-6	.667	0-0	.000	1	3	4	2.0	1	1	1	0 1
South Carolina St.	12/29/2023		18:31	7-9	.778	2-4	.500	2-2	1.000	0	2	2	2.0	0	0	2	0 3
Indiana	01/03/2024		13:45	3-6	.500	3-6	.500	2-2	1.000	1	1	2	2.0	1	0	0	0 2
at Wisconsin	01/06/2024		16:33	2-4	.500	2-3	.667	0-0	.000	0	1	1	1.9	2	0	3	1 1
Purdue	01/09/2024		19:22	4-5	.800	3-4	.750	5-5	1.000	0	0	0	1.8	1	0	0	0 0
<b>Totals</b>		<b>2</b>	<b>267:41</b>	<b>45-88</b>	<b>.511</b>	<b>25-57</b>	<b>.439</b>	<b>19-21</b>	<b>.905</b>	<b>10</b>	<b>19</b>	<b>29</b>	<b>1.8</b>	<b>16</b>	<b>12</b>	<b>11</b>	<b>5 9</b>

## Player Averages

Games Played	Minutes/game	Points/game	FG Pct	3FG Pct	FT Pct	Rebounds/game	Assists/game	Turnovers/game	Assist/Turnover ratio	Steals/game	Blocks/game
16	16.7	8.4	51.1	43.9	90.5	1.8	0.8	0.7	1.1	0.6	0.3



2023-24 HONORS

SAM HOIBERG

SOPHOMORE • GUARD • 6-0 • 183 • LINCOLN, NEB. • PIUS X

- Savvy guard who brings a spark off the bench and can play either guard spot and has a better than 2-to-1 assist-to-turnover ratio
- Had nine points, including seven points in a 13-0 run to close the first half, three assists and three steals in the win over No. 1 Purdue
- Finished with five points, a team-high six boards and a pair of assists against No. 21 Wisconsin
- Totaled five points and a career-high four assists in 23 minutes against Indiana
- Set career bests in rebounds (seven) and assists (three) while adding five points in 16 minutes against South Dakota State
- Keyed a first-half run with five points and added two assists and two boards vs. North Dakota
- Finished with five points, three rebounds and two assists in the win over Michigan State
- Matched his then-season high with five rebounds vs. No. 15 Creighton
- Topped NU against Lindenwood in the season opener, matching his career high with 15 points, along with five rebounds and two assists
- Played in 21 contests, including one start, in 2022-23 and was one of NU's top guards off the bench as he averaged 4.1 points per game on 55 percent shooting
- Provided an offensive spark down the stretch, averaging 6.6 ppg on 58 percent shooting and 2.9 rpg over the final 12 contests of 2022-23
- Poured in a career-high 15 points on 6-of-8 shooting in 26 minutes at Maryland on Jan. 27, 2023
- Garnered honorable-mention all-state honors as a senior, averaging 14.9 points, 4.2 rebounds and 3.8 assists at Lincoln Pius X High School in 2020-21, helping the school to an 18-4 record and a berth in the Class A (largest class) state tournament
- Sports and Media Communications major who hosts his own weekly radio show
- Is the son of NU Head Coach Fred Hoiberg, who played collegiately at Iowa State and in the NBA for a decade, while his oldest brother, Jack, played at both Michigan State (2017-21) and Texas Arlington (2021-22) and works in the San Antonio Spurs organization in the video department

CAREER STATS

				Field Goals		3-Point		F-Throws		Rebounds									Scoring	
SEASON	TEAM	GP-GS	MIN/AVG	FG-FGA	FG%	3FG-3FGA	3FG%	FT-FTA	FT%	OFF	DEF	TOT	AVG	PF-FO	A	TO	BLK	STL	PTS	AVG
2022-23	Nebr	21-1	267/12.7	27-49	.551	9-22	.409	23-28	.821	8	30	38	1.8	19-0	7	8	1	13	86	4.1
2023-24	Nebr	16-0	293/18.3	24-56	.429	11-28	.393	13-19	.684	8	34	42	2.6	29-0	26	12	3	16	72	4.5
TOTAL		37-1	561/15.1	51-105	.486	20-50	.400	36-47	.766	16	64	80	2.2	48-0	33	20	4	29	158	4.3

MISC. STATS

Category	2023-24	Career
10+ Points	1	3
20+ Points	0	0
30+ Points	0	0
40+ Points	0	0
Double-Doubles	0	0
10+ Rebounds	0	0
10+ Assists	0	0
Led NU in Scoring	1	1
Led NU in Reb.	2	3
Led NU in Assists	1	1

SEASON/CAREER HIGHS

Points		
Season:	15, Lindenwood (11/6/23)	
College Career:	15, Two times (1/28/23)	
Rebounds		
Season:	7, South Carolina State (12/29/23)	
College Career:	Same	
Field Goals		
Season:	5, Lindenwood (11/6/23)	
College Career:	6, at Maryland (1/28/23)	
3-Point Field Goals		
Season:	2, Lindenwood (11/6/23)	
College Career:	3, at Maryland (1/28/23)	
Free Throws		
Season:	3, Two times (last, 1/3/24)	
College Career:	5, Two times (last, 2/28/23)	
Free Throw Attempts		
Season:	5, Lindenwood (11/6/23)	
College Career:	6, Michigan State (2/28/23)	
Assists		
Season:	3, South Carolina State (12/29/23)	
College Career:	Same	
Steals		
Season:	4, Florida A&M (11/9/23)	
College Career:	Same	
Blocks		
Season:	1, Three times (last, 1/6/24)	
College Career:	1, Four times (last, 1/6/24)	
Minutes Played		
Season:	25, Two times (last, 12/17/23)	
College Career:	37, Maryland (2/19/23)	

2023-24 GAME BY GAME

Opponent				Total		3-Pointers		Free throws		Rebounds										
	Date	GS	MIN	FG-FGA	PCT	3FG-3FGA	PCT	FT-FTA	PCT	OFF	DEF	TOT	AVG	PF	A	TO	BLK	STL	PTS	AVG
Lindenwood	11/06/2023		25:14	5-7	.714	2-4	.500	3-5	.600	0	5	5	5.0	1	2	0	1	1	15	15.0
Florida A&M	11/09/2023		22:37	1-3	.333	1-3	.333	0-0	.000	1	2	3	4.0	1	1	2	0	4	3	9.0
Rider	11/13/2023		22:04	2-4	.500	1-3	.333	2-2	1.000	2	2	4	4.0	2	1	1	0	0	7	8.3
Stony Brook	11/15/2023		12:41	1-2	.500	0-1	.000	0-0	.000	0	0	0	3.0	3	1	1	0	0	2	6.8
vs Oregon St.	11/18/2023		11:48	2-4	.500	1-3	.333	0-1	.000	0	0	0	2.4	3	0	1	0	0	5	6.4
Duquesne	11/22/2023		14:43	1-3	.333	1-1	1.000	0-0	.000	0	0	0	2.0	0	0	0	1	0	3	5.8
Cal St. Fullerton	11/26/2023		15:20	0-1	.000	0-0	.000	0-0	.000	0	2	2	2.0	3	1	0	0	0	0	5.0
Creighton	12/03/2023		11:12	0-3	.000	0-0	.000	0-2	.000	2	3	5	2.4	0	0	0	0	1	0	4.4
at Minnesota	12/06/2023		08:28	0-0	.000	0-0	.000	0-0	.000	0	0	0	2.1	0	2	0	0	0	0	3.9
Michigan St.	12/10/2023		16:38	1-4	.250	1-2	.500	2-2	1.000	0	3	3	2.2	1	2	0	0	1	5	4.0
at Kansas St.	12/17/2023		25:33	1-3	.333	1-2	.500	0-0	.000	0	3	3	2.3	1	2	0	0	2	3	3.9
North Dakota	12/20/2023		23:46	2-4	.500	1-2	.500	0-0	.000	0	2	2	2.3	4	2	3	0	1	5	4.0
South Carolina St.	12/29/2023		16:34	2-6	.333	0-2	.000	1-2	.500	3	4	7	2.6	3	3	2	0	2	5	4.1
Indiana	01/03/2024		22:53	1-3	.333	0-1	.000	3-3	1.000	0	0	0	2.4	3	4	1	0	1	5	4.1
at Wisconsin	01/06/2024		19:52	1-4	.250	1-2	.500	2-2	1.000	0	6	6	2.7	2	2	1	1	0	5	4.2
Purdue	01/09/2024		23:54	4-5	.800	1-2	.500	0-0	.000	0	2	2	2.6	2	3	0	0	3	9	4.5
Totals		0	293:17	24-56	.429	11-28	.393	13-19	.684	8	34	42	2.6	29	26	12	3	16	72	4.5

Player Averages

Games Played	Minutes/ game	Points/ game	FG Pct	3FG Pct	FT Pct	Rebounds/ game	Assists/ game	Turnovers/ game	Assist/Turnover ratio	Steals/ game	Blocks/ game
16	18.3	4.5	42.9	39.3	68.4	2.6	1.6	0.8	2.2	1.0	0.2



## 2023-24 HONORS

## BRICE WILLIAMS

JUNIOR • GUARD • 6-7 • 213 • HUNTERVILLE, N.C. • CHARLOTTE

- Three-level scorer who is a career 39 percent shooter from 3-point range and possesses the ability and wingspan to guard several positions
- Has been in double figures 13 times, including a season-high 25-point effort in the win over Oregon State
- Played his best all-around game of the year vs. No. 1 Purdue with nine points, a career-high nine assists, 11 rebounds and two blocked shots
- Went over 1,000 career points at No. 21 Wisconsin with 10 points and a then-career high six assists
- Totaled 15 points, six rebounds and a career-high four steals in the win over Indiana
- Tallied 16 points and seven rebounds in 20 minutes against South Carolina State
- Nearly posted a double-double at Kansas State with 10 points and nine rebounds
- Scored all 14 of his points in the second half against Michigan State, including a go-ahead 3-pointer with 2:10 remaining.
- Finished with 18 points, six boards, four assists and three steals before fouling out at Minnesota
- Scored 16 of his 17 points in the second half and added a season-high nine rebounds against Stony Brook
- Returned from a knee injury to earn second-team All-Conference USA honors in 2022-23, averaging 13.8 points and 5.8 rebounds per game while shooting almost 40 percent from 3-point range.
- MVP of the 2023 College Basketball Invitational, averaging 16.3 points, 7.8 rebounds and 3.0 assists per game and posting two double-doubles in four games
- Two-time C-USA Player of the Week who earned USBWA National Player of the Week after averaging 31.0 points on 78 percent shooting, 5.5 rebounds and 1.5 assists per game
- Was a second-team Charlotte Observer All-Mecklenburg County pick after averaging 21.2 points and 5.3 rebounds per game at Hopewell High School
- Graduated from Charlotte with a degree in mass communications in July of 2023 and is in NU's graduate program
- His father (Henry) is Charlotte's all-time leading scorer with 2,383 points and was a second-round pick of the San Antonio Spurs in 1992 before playing in Europe for a decade

## CAREER STATS

				Field Goals		3-Point		F-Throws		Rebounds								Scoring		
SEASON	TEAM	GP-GS	MIN/AVG	FG-FGA	FG%	3FG-3FGA	3FG%	FT-FTA	FT%	OFF	DEF	TOT	AVG	PF-FO	A	TO	BLK	STL	PTS	AVG
2019-20	CLT	27-0	244/9.0	23-62	.371	9-30	.300	8-12	.667	5	35	40	1.5	18-0	4	11	7	6	63	2.3
2020-21	CLT	25-14	738/29.5	86-182	.473	31-72	.431	40-57	.702	20	79	99	4.0	54-0	25	27	11	19	243	9.7
2022-23	CLT	36-13	976/27.1	170-355	.479	58-146	.397	97-115	.843	28	162	190	5.3	48-1	43	46	13	20	495	13.8
2023-24	Nebr	16-16	434/27.1	68-156	.436	23-60	.383	53-60	.883	19	71	90	5.6	35-1	45	27	13	14	212	13.3
TOTAL FOR Nebr		16-16	434/27.1	68-156	.436	23-60	.383	53-60	.883	19	71	90	5.6	35-1	45	27	13	14	212	13.3
TOTAL		104-43	2393/23.0	347-755	.460	121-308	.393	198-244	.811	72	347	419	4.0	155-2	117	111	44	59	1013	9.7

## MISC. STATS

Category	2023-24	Career*
10+ Points	13	52
20+ Points	1	13
30+ Points	0	2
40+ Points	0	0
Double-Doubles	0	4
10+ Rebounds	1	5
10+ Assists	0	0
Led NU in Scoring	2	2
Led NU in Reb.	4	4
Led NU in Assists	6	6

\*Includes Charlotte

## SEASON/CAREER HIGHS

<b>Points</b>	
Season:	25, vs. Oregon State (11/18/23)
College Career:	32, UAB (3/4/23)
<b>Rebounds</b>	
Season:	11, Purdue (1/9/24)
College Career:	13, Rice (2/25/23)
<b>Field Goals</b>	
Season:	9, vs. Oregon State (11/18/23)
College Career:	12, UAB (3/4/23)
<b>3-Point Field Goals</b>	
Season:	3, Two times (last, 1/3/24)
College Career:	4, vs. Milwaukee (3/20/23)
<b>Free Throws</b>	
Season:	7, Florida A&M (11/9/23)
College Career:	11, Middle Tenn. St. (12/29/22)
<b>Free Throw Attempts</b>	
Season:	7, Florida A&M (11/9/23)
College Career:	14, Louisiana Tech (12/31/22)
<b>Assists</b>	
Season:	9, Purdue (1/9/24)
College Career:	4, Three times (last, 12/6/23)
<b>Steals</b>	
Season:	4, Indiana (1/3/24)
College Career:	Same
<b>Blocks</b>	
Season:	2, Four times (last, 1/9/24)
College Career:	3, Two times (last, 3/20/23)
<b>Minutes Played</b>	
Season:	32, Two times (last, 1/6/24)
College Career:	46, UAB (3/4/23)

## 2023-24 GAME BY GAME

Opponent	Date	GS	MIN	Total		3-Pointers		Free throws		Rebounds				PF	A	TO	BLK	STL	PTS	AVG	
				FG-FGA	PCT	3FG-3FGA	PCT	FT-FTA	PCT	OFF	DEF	TOT	AVG								
Lindenwood	11/06/2023	*	23:15	4-11	.364	2-6	.333	3-4	.750	0	1	1	1.0	1	2	1	1	0	13	13.0	
Florida A&M	11/09/2023	*	22:19	3-9	.333	2-4	.500	7-7	1.000	2	4	6	3.5	3	2	1	1	0	15	14.0	
Rider	11/13/2023	*	28:01	1-6	.167	1-3	.333	4-5	.800	0	8	8	5.0	1	3	1	0	1	7	11.7	
Stony Brook	11/15/2023	*	23:26	6-9	.667	2-3	.667	3-4	.750	2	7	9	6.0	3	4	3	0	0	17	13.0	
vs Oregon St.	11/18/2023	*	28:21	9-17	.529	3-7	.429	4-4	1.000	3	0	3	5.4	0	2	0	1	2	25	15.4	
Duquesne	11/22/2023	*	30:06	3-6	.500	1-3	.333	4-4	1.000	0	1	1	4.7	3	1	0	0	0	11	14.7	
Cal St. Fullerton	11/26/2023	*	29:48	4-9	.444	2-5	.400	4-4	1.000	0	2	2	4.3	3	3	1	2	0	14	14.6	
Creighton	12/03/2023	*	21:19	3-7	.429	0-0	.000	0-0	.000	2	5	7	4.6	1	2	1	0	1	6	13.5	
at Minnesota	12/06/2023	*	30:28	8-16	.500	1-3	.333	1-2	.500	3	3	6	4.8	5	4	4	1	3	18	14.0	
Michigan St.	12/10/2023	*	30:02	4-7	.571	1-2	.500	5-6	.833	0	3	3	4.6	2	0	2	1	0	14	14.0	
at Kansas St.	12/17/2023	*	31:59	4-12	.333	2-7	.286	0-1	.000	1	8	9	5.0	3	2	2	2	0	10	13.6	
North Dakota	12/20/2023	*	30:02	4-12	.333	0-5	.000	4-4	1.000	3	4	7	5.2	2	3	2	0	1	12	13.5	
South Carolina St.	12/29/2023	*	20:08	5-10	.500	1-4	.250	5-5	1.000	0	7	7	5.3	2	1	3	2	0	16	13.7	
Indiana	01/03/2024	*	23:32	5-10	.500	3-4	.750	2-3	.667	3	3	6	5.4	2	1	3	0	4	15	13.8	
at Wisconsin	01/06/2024	*	31:48	3-9	.333	1-3	.333	3-3	1.000	0	4	4	5.3	1	6	1	0	0	10	13.5	
Purdue	01/09/2024	*	29:39	2-6	.333	1-1	1.000	4-4	1.000	0	11	11	5.6	3	9	2	2	2	9	13.3	
Totals			16	434:13	68-156	.436	23-60	.383	53-60	.883	19	71	90	5.6	35	45	27	13	14	212	13.3

## Player Averages

Games Played	Minutes/game	Points/game	FG Pct	3FG Pct	FT Pct	Rebounds/game	Assists/game	Turnovers/game	Assist/Turnover ratio	Steals/game	Blocks/game
16	27.1	13.3	43.6	38.3	88.3	5.6	2.8	1.7	1.7	0.9	0.8





2023-24 HONORS

JUWAN GARY

JUNIOR • GUARD/FORWARD • 6-6 • 215 • COLUMBIA, S.C. • ALABAMA

- Returning starter at forward who returned after season-ending shoulder surgery in January of 2023
- Gives the Huskers toughness and athleticism and has worked to significantly improve his shooting
- Has been in double figures nine times, tying or setting career highs in scoring three times in 2023-24
- Finished with 13 points, five rebounds and two steals in the win over No. 1 Purdue
- Played just 16 minutes against South Carolina State, finishing with career highs in blocks (four) and assists (four) with five points and thee boards
- Posted his second straight double-double with 12 points and 12 boards vs. North Dakota
- Grabbed a career-high 18 rebounds, including 11 offensive boards, and had 13 points in the win at Kansas State
- Made his first start of the season against Michigan State and finished with 20 points on 8-of-11 shooting, three rebounds and three steals
- Totaled a career-high 20 points on 7-of-10 shooting against Duquesne
- Recorded a double-double in the win over Oregon State with 12 points and a season-high 10 rebounds, marking his fourth career double-double
- Starting forward who played in 17 games before suffering a season-ending left shoulder injury on Jan. 10, 2023
- Had a season-high 18 points, including the go-ahead basket with 55 seconds left in OT, and six boards at Minnesota
- Played in 29 games at Alabama in 2021-22, averaging 6.5 points per game on 51 percent shooting and 3.4 rebounds per game
- Totaled eight double-figure efforts, including a career-high 19 points in wins over both Houston and at Florida, and two double-doubles
- Helped Alabama to an SEC title and an NCAA Sweet 16 berth in 2020-21, playing in 30 games, including two starts, as Alabama went 26-7
- Suffered a torn right ACL in October of 2019 and missed the entire season
- Ranked No. 64 overall by ESPN and was No. 82 in the RSCI Composite after averaging 25 points, seven rebounds and two blocks per game for Liberty Heights Charter School

MISC. STATS

Category	2023-24	Career*
10+ Points	9	29
20+ Points	2	2
30+ Points	0	0
40+ Points	0	0
Double-Doubles	3	6
10+ Rebounds	3	8
10+ Assists	0	0
Led NU in Scoring	2	5
Led NU in Reb.	2	6
Led NU in Assists	0	0

\*Includes Alabama

SEASON/CAREER HIGHS

<b>Points</b>		
Season:	20, Two times (last, 12/10/23)	
College Career:	Same	
<b>Rebounds</b>		
Season:	18, at Kansas State (12/17/23)	
College Career:	Same	
<b>Field Goals</b>		
Season:	8, Two times (last, 12/10/23)	
College Career:	Same	
<b>3-Point Field Goals</b>		
Season:	3, North Dakota (12/20/23)	
College Career:	3, Two times (last, 12/20/23)	
<b>Free Throws</b>		
Season:	5, Cal State Fullerton (11/26/23)	
College Career:	6 vs. Houston (12/11/21)	
<b>Free Throw Attempts</b>		
Season:	6, Cal State Fullerton (11/26/23)	
College Career:	9 vs. Houston (12/11/21)	
<b>Assists</b>		
Season:	4, South Carolina State (12/29/23)	
College Career:	Same	
<b>Steals</b>		
Season:	3, Two times (last, 12/10/23)	
College Career:	4, at Kansas State (12/17/22)	
<b>Blocks</b>		
Season:	4,, South Carolina State (12/29/23)	
College Career:	Same	
<b>Minutes Played</b>		
Season:	36, Michigan State (12/10/23)	
College Career:	37, Iowa (12/29/22)	

CAREER STATS

				Field Goals		3-Point		F-Throws		Rebounds												Scoring	
SEASON	TEAM	GP-GS	MIN/AVG	FG-FGA	FG%	3FG-3FGA	3FG%	FT-FTA	FT%	OFF	DEF	TOT	AVG	PF-FO	A	TO	BLK	STL		PTS	AVG		
2020-21	Bama	30-2	284/9.5	48-89	.539	1-9	.111	18-34	.529	40	45	85	2.8	40-1	5	13	12	14	115	3.8			
2021-22	Bama	29-16	450/15.5	73-142	.514	9-41	.220	33-54	.611	49	50	99	3.4	61-1	9	18	16	17	188	6.5			
2022-23	Nebr	17-17	502/29.6	64-147	.435	15-57	.263	18-29	.621	35	75	110	6.5	32-0	14	15	9	24	161	9.5			
2023-24	Nebr	13-7	334/25.7	61-115	.530	14-39	.359	21-32	.656	35	41	76	5.8	25-0	18	9	12	17	157	12.1			
TOTAL FOR Nebr		30-24	837/27.9	125-262	.477	29-96	.302	39-61	.639	70	116	186	6.2	57-0	32	24	21	41	318	10.6			
TOTAL		89-42	1570/17.6	246-493	.499	39-146	.267	90-149	.604	159	211	370	4.2	158-2	46	55	49	72	621	7.0			

2023-24 GAME BY GAME

Opponent	Date	GS	Total		3-Pointers		Free throws		Rebounds				PF	A	TO	BLK	STL	PTS	AVG	
			FG-FGA	PCT	3FG-3FGA	PCT	FT-FTA	PCT	OFF	DEF	TOT	AVG								
Stony Brook	11/15/2023		23:18	8-11	.727	2-4	.500	1-4	.250	2	5	7	7.0	0	0	0	0	19	19.0	
vs Oregon St.	11/18/2023		20:58	5-10	.500	1-4	.250	1-2	.500	4	6	10	8.5	3	2	2	2	1	12	15.5
Duquesne	11/22/2023		22:03	7-10	.700	2-4	.500	4-4	1.000	2	3	5	7.3	3	1	0	0	20	17.0	
Cal St. Fullerton	11/26/2023		24:46	3-10	.300	2-7	.286	5-6	.833	2	4	6	7.0	0	1	0	0	2	13	16.0
Creighton	12/03/2023		24:11	4-9	.444	0-2	.000	0-0	.000	1	0	1	5.8	0	1	0	1	3	8	14.4
at Minnesota	12/06/2023		30:54	5-7	.714	0-1	.000	1-1	1.000	2	2	4	5.5	3	2	0	2	11	13.8	
Michigan St.	12/10/2023	*	35:59	8-11	.727	2-4	.500	2-3	.667	0	3	3	5.1	2	1	1	2	3	20	14.7
at Kansas St.	12/17/2023	*	30:39	6-16	.375	1-2	.500	0-0	.000	11	7	18	6.8	3	1	3	1	0	13	14.5
North Dakota	12/20/2023	*	34:01	4-8	.500	3-5	.600	1-2	.500	4	8	12	7.3	1	2	0	0	2	12	14.2
South Carolina St.	12/29/2023	*	15:42	1-3	.333	0-2	.000	3-4	.750	2	1	3	6.9	0	4	0	4	1	5	13.3
Indiana	01/03/2024	*	20:32	2-7	.286	0-2	.000	0-0	.000	2	0	2	6.5	4	2	0	0	1	4	12.5
at Wisconsin	01/06/2024	*	17:50	4-5	.800	0-1	.000	0-0	.000	0	0	0	5.9	4	0	0	1	0	8	12.1
Purdue	01/09/2024	*	33:13	4-8	.500	1-1	1.000	3-6	.500	3	2	5	5.8	2	1	1	1	2	12	12.1
Totals		7	334:07	61-115	.530	14-39	.359	21-32	.656	35	41	76	5.8	25	18	9	12	17	157	12.1

Player Averages

Games Played	Minutes/ game	Points/ game	FG Pct	3FG Pct	FT Pct	Rebounds/ game	Assists/ game	Turnovers/ game	Assist/Turnover ratio	Steals/ game	Blocks/ game
13	25.7	12.1	53.0	35.9	65.6	5.8	1.4	0.7	2.0	1.3	0.9



## 2023-24 HONORS

## JARRON COLEMAN

SENIOR • GUARD • 6-5 • 213 • INDIANAPOLIS, IND. • BALL STATE

- Grad transfer from Ball State who comes off the bench to give the Husker backcourt size and leadership
- Has recorded multiple assists seven times in 2023-24, including a season-high six assists against South Carolina State
- Saw his first action since Dec. 6 against SCSU, finishing with eight points, including a pair of 3-pointers, and six assists in 19 minutes
- Totaled five points, six boards and four assists in the win over Lindenwood
- Was a second-team All-Mid-American Conference pick in 2022-23, topping Ball State in scoring (14.6 ppg), assists (3.8 apg) and steals (1.3 spg), as he finished eighth in the MAC in assists and 3-pointers per game
- Spent the 2021-22 season at Missouri, where he averaged 8.6 points, 3.4 rebounds and 2.8 assists per game, leading the Tigers in assists and 3-pointers (46) while totaling 14 double-figure efforts
- Was the MAC Freshman of the Year in 2019-20 at Ball State, leading all MAC Freshmen in scoring, assists and rebounding in conference action
- Played at Cathedral High School in Indianapolis, where he averaged 17.2 points, 6.3 rebounds and 4.1 assists per game to garner IBCA Senior All-State Supreme 15 honors
- Received his undergraduate degree from Ball State in July of 2023, becoming the first college graduate in his family, and is currently studying sports communications at Nebraska

## MISC. STATS

Category	2023-24	Career*
10+ Points	0	51
20+ Points	0	9
30+ Points	0	0
40+ Points	0	0
Double-Doubles	0	11
10+ Rebounds	0	13
10+ Assists	0	0
Led NU in Scoring	0	0
Led NU in Reb.	0	0
Led NU in Assists	3	3

\*Includes Ball State/Missouri

## SEASON/CAREER HIGHS

<b>Points</b>	
Season:	8, South Carolina State (12/29/23)
College Career:	33, Toledo (3/11/21)
<b>Rebounds</b>	
Season:	6, Lindenwood (11/6/23)
College Career:	13, at Ole Miss (1/18/22)
<b>Field Goals</b>	
Season:	3,, South Carolina State (12/29/23)
College Career:	12, Toledo (3/11/21)
<b>3-Point Field Goals</b>	
Season:	2,, South Carolina State (12/29/23)
College Career:	7, Two times (last, 1/24/23)
<b>Free Throws</b>	
Season:	2, Two times (last, 11/15/23)
College Career:	9, Kent State (2/21/23)
<b>Free Throw Attempts</b>	
Season:	3, Florida A&M (11/9/23)
College Career:	10, Kent State (2/21/23)
<b>Assists</b>	
Season:	6, South Carolina State (12/29/23)
College Career:	8, Four times (last, 2/21/23)
<b>Steals</b>	
Season:	1, Three times (last, 12/29/23)
College Career:	4, Two times (last, 1/17/23)
<b>Blocks</b>	
Season:	1, Florida A&M (11/9/23)
College Career:	2, Three times (last, 12/10/22)
<b>Minutes Played</b>	
Season:	20, Two times (last, 12/29/23)
College Career:	43, Eastern Michigan (2/3/23)

## CAREER STATS

				Field Goals		3-Point		F-Throws		Rebounds								Scoring		
SEASON	TEAM	GP-GS	MIN/AVG	FG-FGA	FG%	3FG-3FGA	3FG%	FT-FTA	FT%	OFF	DEF	TOT	AVG	PF-FO	A	TO	BLK	STL	PTS	AVG
2019-20	BSU	31-25	791/25.5	109-239	.456	26-80	.325	44-67	.657	25	123	148	4.8	56-1	91	83	8	27	288	9.3
2020-21	BSU	13-10	351/27.0	62-130	.477	31-73	.425	25-32	.781	15	53	68	5.2	25-0	42	41	6	9	180	13.8
2021-22	MIZ	31-21	888/28.6	97-269	.361	46-152	.303	27-42	.643	15	90	105	3.4	64-2	86	85	7	28	267	8.6
2022-23	BSU	30-30	1026/34.2	143-380	.376	68-193	.352	76-98	.776	17	129	146	4.9	76-1	115	75	10	40	430	14.3
2023-24	Nebr	10-0	138/13.8	8-34	.235	4-21	.190	7-11	.636	1	19	20	2.0	11-0	26	17	1	3	27	2.7
TOTAL FOR Nebr		10-0	138/13.8	8-34	.235	4-21	.190	7-11	.636	1	19	20	2.0	11-0	26	17	1	3	27	2.7
TOTAL		115-86	3193/27.8	419-1052	.398	175-519	.337	179-250	.716	73	414	487	4.2	232-4	360	301	32	107	1192	10.4

## 2023-24 GAME BY GAME

Opponent	Date	GS	MIN	Total		3-Pointers		Free throws		Rebounds				PF	A	TO	BLK	STL	PTS	AVG
				FG-FGA	PCT	3FG-3FGA	PCT	FT-FTA	PCT	OFF	DEF	TOT	AVG							
Lindenwood	11/06/2023		19:47	1-3	.333	1-2	.500	2-2	1.000	0	6	6	6.0	1	4	2	0	1	5	5.0
Florida A&M	11/09/2023		17:54	1-3	.333	1-3	.333	1-3	.333	0	3	3	4.5	0	3	3	1	0	4	4.5
Rider	11/13/2023		18:46	1-5	.200	0-3	.000	1-2	.500	0	3	3	4.0	1	2	0	0	0	3	4.0
Stony Brook	11/15/2023		10:47	1-2	.500	0-1	.000	2-2	1.000	0	1	1	3.3	1	2	2	0	0	4	4.0
vs Oregon St.	11/18/2023		14:50	0-2	.000	0-2	.000	1-2	.500	0	2	2	3.0	1	3	0	0	1	1	3.4
Duquesne	11/22/2023		13:38	1-5	.200	0-1	.000	0-0	.000	1	1	2	2.8	1	4	0	0	0	2	3.2
Cal St. Fullerton	11/26/2023		08:31	0-2	.000	0-1	.000	0-0	.000	0	2	2	2.7	1	2	4	0	0	0	2.7
Creighton	12/03/2023		10:36	0-4	.000	0-2	.000	0-0	.000	0	1	1	2.5	2	0	0	0	0	0	2.4
at Minnesota	12/06/2023		03:25	0-1	.000	0-1	.000	0-0	.000	0	0	0	2.2	2	0	0	0	0	0	2.1
South Carolina St.	12/29/2023		19:30	3-7	.429	2-5	.400	0-0	.000	0	0	0	2.0	1	6	6	0	1	8	2.7
Totals		0	137:44	8-34	.235	4-21	.190	7-11	.636	1	19	20	2.0	11	26	17	1	3	27	2.7

## Player Averages

Games Played	Minutes/game	Points/game	FG Pct	3FG Pct	FT Pct	Rebounds/game	Assists/game	Turnovers/game	Assist/Turnover ratio	Steals/game	Blocks/game
10	13.8	2.7	23.5	19.0	63.6	2.0	2.6	1.7	1.5	0.3	0.1



2023-24 HONORS

JAMARQUES LAWRENCE

SOPHOMORE • GUARD • 6-3 • 182 • PLAINFIELD, N.J. • ROSELLE CATHOLIC

- Is the Huskers starting point guard after playing more of an off the ball role in 2022-23
- A solid defender and shooter who excels the pushing the tempo and continues to make strides
- Finished with 12 points, three assists and a career-high four steals in the win over Indiana
- Had eight points in just 12 minutes against South Carolina State
- Finished with 14 points and three assists in the win over North Dakota, including eight points in an 11-2 stretch after UND got within one point
- Tallied a career-high 16 points and seven rebounds in the loss at Minnesota
- Had 11 points and a career-high six assists in the win over Cal State Fullerton on Nov. 26.
- Played in 28 games, including 12 starts, as a true freshman, averaging 5.7 points per game while shooting 37 percent from 3-point range.
- Started NU's final 12 games of 2022-23, averaging 9.0 points, 3.5 rebounds and 1.9 assists per game and totaling seven double-figure efforts.
- Matched his season high with 15 points, including five 3-pointers, and dished out four assists in a win at Iowa
- Scored a career high 15 points on 7-of-10 shooting and added four rebounds and three assists vs. Michigan State
- Starred at Roselle (N.J.) Catholic, helping the school to a 29-3 record, a state title and a top-10 national finish in 2021-22
- Earned first-team all-state honors as a senior, averaging 15.9 points, 5.0 rebounds and 3.5 assists per game
- Attended the same high school as C.J. Wilcher, although their tenures at the school did not overlap
- Totaled 1,447 points, including over 200 3-pointers, as well as 280 rebounds and 250 assists during his high school career
- Chose Nebraska over a host of schools including Wake Forest, DePaul, Virginia Tech, Cal and Wichita State

MISC. STATS

Category	2023-24	Career
10+ Points	3	10
20+ Points	0	0
30+ Points	0	0
40+ Points	0	0
Double-Doubles	0	0
10+ Rebounds	0	0
10+ Assists	0	0
Led NU in Scoring	0	0
Led NU in Reb.	1	2
Led NU in Assists	5	5

SEASON/CAREER HIGHS

Points	
Season:	16, at Minnesota (12/6/23)
College Career:	same
Rebounds	
Season:	7, at Minnesota (12/6/23)
College Career:	9, Penn State (2/5/23)
Field Goals	
Season:	5, at Minnesota (12/6/23)
College Career:	7, vs. Michigan State (2/28/23)
3-Point Field Goals	
Season:	3, at Minnesota (12/6/23)
College Career:	5, at Iowa (3/5/23)
Free Throws	
Season:	4, North Dakota (12/20/23)
College Career:	same
Free Throw Attempts	
Season:	6, North Dakota (12/20/23)
College Career:	6, Rwo times (last, 12/20/23)
Assists	
Season:	6, Cal State Fullerton (11/26/23)
College Career:	Same
Steals	
Season:	3, Florida A&M (11/9/23)
College Career:	Same
Blocks	
Season:	None
College Career:	1, Four times (last, 2/14/23)
Minutes Played	
Season:	33, at Minnesota (12/6/23)
College Career:	35, vs. Wisconsin (2/11/23)

CAREER STATS

				Field Goals		3-Point		F-Throws		Rebounds								Scoring		
SEASON	TEAM	GP-GS	MIN/AVG	FG-FGA	FG%	3FG-3FGA	3FG%	FT-FTA	FT%	OFF	DEF	TOT	AVG	PF-FO	A	TO	BLK	STL	PTS	AVG
2022-23	Nebr	28-12	506/18.1	50-123	.407	28-75	.373	12-31	.387	8	53	61	2.2	41-0	28	30	4	11	140	5.0
2023-24	Nebr	16-16	394/24.6	33-95	.347	14-50	.280	18-25	.720	7	52	59	3.7	34-0	40	35	0	13	98	6.1
TOTAL		44-28	900/20.4	83-218	.381	42-125	.336	30-56	.536	15	105	120	2.7	75-0	68	65	4	24	238	5.4

2023-24 GAME BY GAME

Opponent	Date	GS	MIN	Total		3-Pointers		Free throws		Rebounds				PF	A	TO	BLK	STL	PTS	AVG	
				FG-FGA	PCT	3FG-3FGA	PCT	FT-FTA	PCT	OFF	DEF	TOT	AVG								
Lindenwood	11/06/2023	*	18:22	2-8	.250	2-6	.333	1-2	.500	2	4	6	6.0	3	1	2	0	0	7	7.0	
Florida A&M	11/09/2023	*	24:40	2-6	.333	0-3	.000	1-2	.500	0	5	5	5.5	1	4	4	0	3	5	6.0	
Rider	11/13/2023	*	24:48	0-5	.000	0-2	.000	0-0	.000	0	3	3	4.7	2	2	1	0	2	0	4.0	
Stony Brook	11/15/2023	*	27:26	4-8	.500	0-2	.000	0-0	.000	1	4	5	4.8	3	4	3	0	0	8	5.0	
vs Oregon St.	11/18/2023	*	22:45	1-3	.333	0-0	.000	1-1	1.000	0	5	5	4.8	2	3	0	0	0	3	4.6	
Duquesne	11/22/2023	*	26:22	2-4	.500	2-4	.500	0-0	.000	0	2	2	4.3	1	3	0	0	0	6	4.8	
Cal St. Fullerton	11/26/2023	*	27:25	4-10	.400	1-5	.200	2-2	1.000	1	1	2	4.0	1	6	0	0	1	11	5.7	
Creighton	12/03/2023	*	29:09	0-3	.000	0-3	.000	1-2	.500	0	4	4	4.0	2	2	2	0	0	1	5.1	
at Minnesota	12/06/2023	*	32:56	5-9	.556	3-5	.600	3-4	.750	1	6	7	4.3	3	1	7	0	1	16	6.3	
Michigan St.	12/10/2023	*	25:54	1-5	.200	0-1	.000	0-0	.000	0	3	3	4.2	2	4	2	0	0	2	5.9	
at Kansas St.	12/17/2023	*	24:23	1-6	.167	0-3	.000	0-0	.000	1	3	4	4.2	2	2	4	0	0	2	5.5	
North Dakota	12/20/2023	*	31:19	4-10	.400	2-6	.333	4-6	.667	1	0	1	3.9	0	3	1	0	1	14	6.3	
South Carolina St.	12/29/2023	*	12:51	2-5	.400	1-2	.500	3-4	.750	0	3	3	3.8	3	1	4	0	0	8	6.4	
Indiana	01/03/2024	*	30:36	4-8	.500	2-6	.333	2-2	1.000	0	3	3	3.8	3	3	1	0	4	12	6.8	
at Wisconsin	01/06/2024	*	16:35	1-3	.333	1-2	.500	0-0	.000	0	2	2	3.7	3	0	3	0	1	3	6.5	
Purdue	01/09/2024	*	18:24	0-2	.000	0-0	.000	0-0	.000	0	4	4	3.7	3	1	1	0	0	0	6.1	
Totals			16	393:54	33-95	.347	14-50	.280	18-25	.720	7	52	59	3.7	34	40	35	0	13	98	6.1

Player Averages

Games Played	Minutes/game	Points/game	FG Pct	3FG Pct	FT Pct	Rebounds/game	Assists/game	Turnovers/game	Assist/Turnover ratio	Steals/game	Blocks/game
16	24.6	6.1	34.7	28.0	72.0	3.7	2.5	2.2	1.1	0.8	0.0



## 2023-24 HONORS

- Preseason All-Big Ten
- Japan Senior National Team
- FIBA World Cup Player of the Game vs. Cape Verde

## MISC. STATS

Category	2023-24	Career
10+ Points	9	38
20+ Points	3	13
30+ Points	0	1
40+ Points	0	0
Double-Doubles	0	0
10+ Rebounds	0	0
10+ Assists	0	0
Led NU in Scoring	5	18
Led NU in Reb.	0	0
Led NU in Assists	1	1

## SEASON/CAREER HIGHS

<b>Points</b>	
Season:	28, Indiana (1/3/24)
College Career:	30, Penn State (2/5/23)
<b>Rebounds</b>	
Season:	5, South Carolina State (12/29/23)
College Career:	Same
<b>Field Goals</b>	
Season:	9, Indiana (1/3/24)
College Career:	12, Penn State (2/5/23)
<b>3-Point Field Goals</b>	
Season:	5, Purdue (1/9/24)
College Career:	5, Five Times (last, 2/9/24)
<b>Free Throws</b>	
Season:	9, Duquesne (11/22/23)
College Career:	Same
<b>Free Throw Attempts</b>	
Season:	10, Duquesne (11/22/23)
College Career:	Same
<b>Assists</b>	
Season:	4, Two times (last, 1/9/24)
College Career:	Same
<b>Steals</b>	
Season:	5, at Kansas State (12/17/23)
College Career:	Same
<b>Blocks</b>	
Season:	None
College Career:	1, Three times (last, 2/14/23)
<b>Minutes Played</b>	
Season:	33, at Wisconsin (1/6/24)
College Career:	43, Two times (2/18/23)

## KEISEI TOMINAGA

SENIOR • GUARD • 6-2 • 179 • MORIYAMA NAGOYA AICHI, JAPAN • RANGER COLLEGE

- Senior guard who is a preseason All-Big Ten selection and one of the best shooters in college basketball
- Matched his career high with five 3-pointers on his way to a 19-point, four-assist performance in the win over No. 1 Purdue
- Topped NU with 17 points on 7-of-10 shooting at No. 21 Wisconsin
- Led NU with a season-high 28 points on 9-of-15 shooting against Indiana
- Totaled 14 points, including seven in a key 13-1 second-half run, against North Dakota
- Set career bests in both assists (four) and steals (five) in the win over Kansas State
- Led NU with 20 points and grabbed three rebounds in the loss to No. 15 Creighton
- Finished with 17 points without missing a shot (5-5 FG, 3-3 3pt, 4-4 FT) and tied a career-high with four rebounds vs. Cal State Fullerton
- Led NU with 23 points in the win over Duquesne, going 9-of-10 from the line
- Totaled 16 points on 7-of-11 shooting against Stony Brook
- Missed NU's first two games with an ankle injury suffered in the first half of NU's exhibition game against Doane
- Played for Japanese National Team over the summer, helping his nation qualify for the 2024 Olympics
- Averaged 11.4 points per game, including 38 percent from 3-point range, as Japan went 3-2 in its most successful World Cup appearance
- Earned honorable-mention All-Big Ten honors, averaging 13.1 points on 50 percent shooting, including 40 percent 3-point shooting.
- One of six players in Division I to average double figures on 50% shooting from the field, 40% from 3-point range and 85% from the line
- Moved into the starting lineup in late January and averaged 17.4 ppg over Nebraska's final 14 games
- Totaled nine 20-point games in 2022-23, highlighted by a career-high 30-point effort against Penn State on Feb. 5, 2023
- Represented Japan in 3x3 Basketball in the 2020 Tokyo Olympics
- Spent two seasons at Ranger (Texas) College, earning second-team NJCAA All-America honors in 2020-21, averaging 16.3 points per game on 51 percent shooting, ranking ninth in 3-pointers per game (3.4/gm) and 19th in 3-point percentage (48.7)
- His father (Hiroyuki) was a center on the Japan national team and played in the 1998 FIBA World Championship (precursor to FIBA World Cup)

## CAREER STATS

				Field Goals		3-Point		F-Throws		Rebounds									Scoring	
SEASON	TEAM	GP-GS	MIN/AVG	FG-FGA	FG%	3FG-3FGA	3FG%	FT-FTA	FT%	OFF	DEF	TOT	AVG	PF-FO	A	TO	BLK	STL	PTS	AVG
2021-22	Nebr	30-11	493/16.4	59-158	.373	36-109	.330	16-19	.842	8	37	45	1.5	20-0	18	10	1	23	170	5.7
2022-23	Nebr	32-14	803/25.1	154-306	.503	66-165	.400	46-53	.868	10	41	51	1.6	31-0	22	27	2	18	420	13.1
2023-24	Nebr	14-14	355/25.3	67-144	.465	33-88	.375	37-43	.860	3	24	27	1.9	14-0	18	11	0	15	204	14.6
TOTAL		76-39	1651/21.7	280-608	.461	135-362	.373	99-115	.861	21	102	123	1.6	65-0	58	48	3	56	794	10.4

## 2023-24 GAME BY GAME

Opponent	Date	GS	MIN	Total		3-Pointers		Free throws		Rebounds				PF	A	TO	BLK	STL	PTS	AVG
				FG-FGA	PCT	3FG-3FGA	PCT	FT-FTA	PCT	OFF	DEF	TOT	AVG							
Rider	11/13/2023	*	22:07	3-13	.231	3-11	.273	0-0	.000	0	1	1	1.0	0	1	0	0	9	9.0	
Stony Brook	11/15/2023	*	25:48	7-11	.636	2-6	.333	0-3	.000	0	3	3	2.0	0	2	2	0	16	12.5	
vs Oregon St.	11/18/2023	*	25:09	3-6	.500	2-3	.667	0-0	.000	0	2	2	2.0	2	2	2	0	8	11.0	
Duquesne	11/22/2023	*	23:15	6-12	.500	2-7	.286	9-10	.900	0	2	2	2.0	1	0	0	0	23	14.0	
Cal St. Fullerton	11/26/2023	*	25:22	5-5	1.000	3-3	1.000	4-4	1.000	1	3	4	2.4	0	0	1	0	17	14.6	
Creighton	12/03/2023	*	24:48	8-16	.500	1-4	.250	3-4	.750	0	3	3	2.5	1	0	1	0	20	15.5	
at Minnesota	12/06/2023	*	24:04	0-5	.000	0-4	.000	4-4	1.000	0	0	0	2.1	2	0	1	0	4	13.9	
Michigan St.	12/10/2023	*	29:48	5-12	.417	3-7	.429	2-2	1.000	0	0	0	1.9	1	1	0	0	1	15	14.0
at Kansas St.	12/17/2023	*	26:30	3-11	.273	3-9	.333	0-0	.000	1	2	3	2.0	2	4	0	0	5	9	13.4
North Dakota	12/20/2023	*	20:33	4-11	.364	1-6	.167	5-5	1.000	0	2	2	2.0	1	0	0	0	14	13.5	
South Carolina St.	12/29/2023	*	16:26	2-5	.400	1-3	.333	0-0	.000	1	4	5	2.3	1	1	0	0	3	5	12.7
Indiana	01/03/2024	*	26:46	9-15	.600	4-10	.400	6-7	.857	0	1	1	2.2	1	1	0	0	0	28	14.0
at Wisconsin	01/06/2024	*	31:51	7-10	.700	3-6	.500	0-0	.000	0	0	0	2.0	1	2	2	0	0	17	14.2
Purdue	01/09/2024	*	32:12	5-12	.417	5-9	.556	4-4	1.000	0	1	1	1.9	1	4	2	0	1	19	14.6
Totals		14	354:40	67-144	.465	33-88	.375	37-43	.860	3	24	27	1.9	14	18	11	0	15	204	14.6

## Player Averages

Games Played	Minutes/ game	Points/ game	FG Pct	3FG Pct	FT Pct	Rebounds/ game	Assists/ game	Turnovers/ game	Assist/Turnover ratio	Steals/ game	Blocks/ game
14	25.3	14.6	46.5	37.5	86.0	1.9	1.3	0.8	1.6	1.1	0.0





2023-24 HONORS

- Netherlands Senior National Team

RIENK MAST

JUNIOR • FORWARD • 6-10 • 248 • GRONINGEN, NETHERLANDS • BRADLEY

- Experienced player who is comfortable on the block or stepping out to 3-point range and plays a significant role as a playmaker
- Grad transfer has become one of the team's leaders as a newcomer to the program
- Has been in double figures 10 times and is among the Big Ten leaders in rebounding and assists
- Shined vs. No. 1 Purdue with 18 points - including 14 in the first half - four rebounds and three assists while holding Zach Edey to 15 points
- Finished with 16 points, six rebounds and a pair of assists at No. 21 Wisconsin
- Missed the North Dakota and South Carolina State games following a procedure on his knee on Dec. 18
- Recorded his fourth double-double of the season with 19 points and 12 board at Kansas State
- Grabbed 14 rebounds, dished out a career-high six assists and had eight points in the win over Michigan State
- Totaled 19 points on 8-of-12 shooting and nine rebounds against Cal State Fullerton
- Recorded his third double-double of the year against Oregon State with 15 points and 13 rebounds, as he also had double-doubles vs. Rider (12 points/13 rebounds) and Florida A&M (20 points/16 rebounds)
- Became the first Husker since Aleks Maric in 2008 to have a game with at least 20 points and 15 rebounds when he finished with 20 points and 16 rebounds against Florida A&M
- Spent the summer playing for the Netherlands National Team as they tried to qualify for the 2024 Olympics. He averaged 6.0 points, 6.0 rebounds and 1.3 assists in the 2023 FIBA Olympic Pre-Qualifying Tournament and was second on the team in rebounds per game
- Played three seasons at Bradley, totaling 1,001 points and 657 rebounds after missing the 2019-20 season because of injury
- Earned first-team All-Missouri Valley Conference honors in 2022-23, leading Bradley in scoring (13.8 ppg) and rebounding (8.0 rpg) while shooting 51 percent from the floor and 35 percent from 3-point range.
- Totaled nine double-doubles in 2022-23, including 14 points and 12 rebounds in Bradley's NIT loss to Wisconsin
- Was a second-team All-MVP pick in 2021-22, leading the conference with 8.4 rebounds per game while scoring 11.6 ppg
- Graduated from Bradley with a degree in physics in May of 2023 and is working on a master's degree in applied science

CAREER STATS

		Field Goals				3-Point		F-Throws		Rebounds												Scoring	
SEASON	TEAM	GP-GS	MIN/AVG	FG-FGA	FG%	3FG-3FGA	3FG%	FT-FTA	FT%	OFF	DEF	TOT	AVG	PF-FO	A	TO	BLK	STL		PTS	AVG		
2020-21	BRAD	28-19	657/23.4	93-192	.484	33-92	.359	21-29	.724	46	118	164	5.9	43-0	37	33	13	8		240	8.6		
2021-22	BRAD	31-31	852/27.5	138-290	.476	27-95	.284	57-82	.695	81	180	261	8.4	54-0	44	49	29	17		360	11.6		
2022-23	BRAD	29-29	834/28.8	162-313	.518	24-68	.353	53-72	.736	64	168	232	8.0	62-0	70	52	15	18		401	13.8		
2023-24	Nebr	14-14	417/29.8	69-154	.448	16-51	.314	32-39	.821	35	87	122	8.7	25-0	41	21	3	4		186	13.3		
TOTAL FOR Nebr		14-14	417/29.8	69-154	.448	16-51	.314	32-39	.821	35	87	122	8.7	25-0	41	21	3	4		186	13.3		
TOTAL		102-93	2760/27.1	462-949	.487	100-306	.327	163-222	.734	226	553	779	7.6	184-0	192	155	60	47		1187	11.6		

MISC. STATS

Category	2023-24	Career*
10+ Points	10	66
20+ Points	1	9
30+ Points	0	1
40+ Points	0	0
Double-Doubles	4	24
10+ Rebounds	5	28
10+ Assists	0	0
Led NU in Scoring	3	3
Led NU in Reb.	7	7
Led NU in Assists	2	2

SEASON/CAREER HIGHS

Points	
Season:	20, Florida A&M (11/9/23)
College Career:	30, vs. Northern Iowa (3/3/23)
Rebounds	
Season:	16, Florida A&M (11/9/23)
College Career:	17, UIC (12/31/22)
Field Goals	
Season:	8, Two times (last, 12/17/23)
College Career:	12, vs. Northern Iowa (3/3/23)
3-Point Field Goals	
Season:	3, Two times (last, 12/17/23)
College Career:	4, Southern Illinois (3/4/21)
Free Throws	
Season:	6, Two times (last, 11/22/23)
College Career:	7, Two times (last, 12/17/22)
Free Throw Attempts	
Season:	6, Three times (last, 11/22/23)
College Career:	9, Two times (last, 12/17/22)
Assists	
Season:	6, Michigan State (12/10/23)
College Career:	Same
Steals	
Season:	1, Two times (last, 1/3/24)
College Career:	3, Two times (last, 12/22/22)
Blocks	
Season:	1, Three times (last, 1/6/24)
College Career:	3, Two times (last, 3/3/23)
Minutes Played	
Season:	36, at Kansas State (12/17/23)
College Career:	38, Two times (last, 1/8/22)

2023-24 GAME BY GAME

Opponent	Date	GS	MIN	Total		3-Pointers		Free throws		Rebounds				PF	A	TO	BLK	STL	PTS	AVG	
				FG-FGA	PCT	3FG-3FGA	PCT	FT-FTA	PCT	OFF	DEF	TOT	AVG								
Lindenwood	11/06/2023	*	25:18	5-7	.714	1-3	.333	2-3	.667	1	5	6	6.0	1	3	2	0	0	13	13.0	
Florida A&M	11/09/2023	*	27:21	6-14	.429	2-5	.400	6-6	1.000	5	11	16	11.0	2	2	2	0	0	20	16.5	
Rider	11/13/2023	*	27:48	4-12	.333	0-4	.000	4-5	.800	2	11	13	11.7	0	2	1	0	0	12	15.0	
Stony Brook	11/15/2023	*	27:33	5-8	.625	2-4	.500	2-2	1.000	1	7	8	10.8	2	5	2	0	0	14	14.8	
vs Oregon St.	11/18/2023	*	28:53	5-12	.417	0-2	.000	5-6	.833	6	7	13	11.2	2	2	0	0	0	15	14.8	
Duquesne	11/22/2023	*	30:39	2-6	.333	0-2	.000	6-6	1.000	2	4	6	10.3	3	3	2	1	0	10	14.0	
Cal St. Fullerton	11/26/2023	*	28:54	8-12	.667	3-3	1.000	0-0	.000	4	5	9	10.1	0	3	2	0	0	19	14.7	
Creighton	12/03/2023	*	25:14	3-11	.273	1-5	.200	2-2	1.000	3	4	7	9.8	3	1	0	0	0	9	14.0	
at Minnesota	12/06/2023	*	30:05	2-7	.286	0-2	.000	0-0	.000	2	3	5	9.2	3	3	1	0	1	4	12.9	
Michigan St.	12/10/2023	*	34:25	4-9	.444	0-2	.000	0-0	.000	3	11	14	9.7	3	6	3	1	0	8	12.4	
at Kansas St.	12/17/2023	*	36:23	8-15	.533	3-4	.750	0-1	.000	4	8	12	9.9	1	3	3	0	0	19	13.0	
Indiana	01/03/2024	*	29:47	3-10	.300	0-3	.000	3-4	.750	0	3	3	9.3	3	3	2	0	1	9	12.7	
at Wisconsin	01/06/2024	*	32:06	6-14	.429	2-7	.286	2-4	.500	1	5	6	9.1	1	2	0	1	1	16	12.9	
Purdue	01/09/2024	*	32:20	8-17	.471	2-5	.400	0-0	.000	1	3	4	8.7	1	3	1	0	1	18	13.3	
Totals			14	416:46	69-154	.448	16-51	.314	32-39	.821	35	87	122	8.7	25	41	21	3	4	186	13.3

Player Averages

Games Played	Minutes/game	Points/game	FG Pct	3FG Pct	FT Pct	Rebounds/game	Assists/game	Turnovers/game	Assist/Turnover ratio	Steals/game	Blocks/game
14	29.8	13.3	44.8	31.4	82.1	8.7	2.9	1.5	2.0	0.3	0.2

# JOSIAH ALLICK

SENIOR • FORWARD • 6-8 • 231 • LINCOLN, NEB. • NEW MEXICO

## NOTING ALLICK

- Graduate transfer from New Mexico who is a high-energy player and is active on the glass and helps impact winning
- Grabbed a season-high eight boards and dished out two assists in the win over Indiana
- Finished with 10 points on 4-of-4 shooting, seven rebounds and four assists in 19 minutes against South Carolina State
- Reached double figures for the fourth time this season with 10 points and six boards in the win over North Dakota
- Missed the Michigan State game because of an injury but returned to action in the win at Kansas State
- Played his best game of the season in the win over Duquesne with 12 points, seven rebounds and a season-high five assists
- Nearly recorded a double-double in his Husker debut with 11 points and eight rebounds in 23 minutes vs. Lindenwood
- Started all 34 games at New Mexico in 2022-23, averaging 8.4 points on 56 percent shooting and 7.3 rebounds per game.
- Ranked second in the Mountain West in rebounding and 12th in blocked shots in his lone season at New Mexico.
- Played three years at Missouri-Kansas City, averaging 12.9 points per game on 55 percent shooting and 6.1 rebounds per game, as the Roos won 19 games in 2021-22, the highest total in 30 years.
- Earned honorable-mention All-Summit League honors in 2020-21, averaging 15.0 ppg and 6.0 rpg.
- Lincoln native who played at Lincoln North Star High School and is the first product of the school to receive a basketball scholarship at Nebraska
- Wears #53 in honor of his stepfather (Bill Ziegelbein) who played football at Nebraska from 1987-91
- Working on his master's degree in business analytics after graduating from New Mexico in May



## 2023-24 HONORS

## MISC. STATS

Category	2023-24	Career*
10+ Points	5	56
20+ Points	0	9
30+ Points	0	0
40+ Points	0	0
Double-Doubles	0	11
10+ Rebounds	0	13
10+ Assists	0	0
Led NU in Scoring	0	0
Led NU in Reb.	4	4
Led NU in Assists	1	1

\*Includes UMKC/New Mexico

## SEASON/CAREER HIGHS

<b>Points</b>	
Season:	12, Duquesne (11/22/23)
College Career:	29, Greenville (11/27/20)
<b>Rebounds</b>	
Season:	8, Two times (last, 1/3/24)
College Career:	18, Boise State (1/20/23)
<b>Field Goals</b>	
Season:	5, North Dakota (12/20/23)
College Career:	12, Greenville (11/27/20)
<b>3-Point Field Goals</b>	
Season:	1, Four times (last, 1/9/24)
College Career:	3, South Dakota (1/8/21)
<b>Free Throws</b>	
Season:	5, Duquesne (11/22/23)
College Career:	8, Kansas Christian (11/17/21)
<b>Free Throw Attempts</b>	
Season:	7, Duquesne (11/22/23)
College Career:	9, Two times (last, 3/13/21)
<b>Assists</b>	
Season:	5, Duquesne (11/22/23)
College Career:	5, Three times (last, 11/23/23)
<b>Steals</b>	
Season:	2, Four times (last, 1/3/24)
College Career:	3, South Dakota (2/24/22)
<b>Blocks</b>	
Season:	1, Four times (12/29/23)
College Career:	3, UTSA (12/20/22)
<b>Minutes Played</b>	
Season:	32, North Dakota (12/20/23)
College Career:	47, at Nevada (1/23/23)

## CAREER STATS

		Field Goals		3-Point		F-Throws		Rebounds		Scoring	
SEASON	TEAM	GP-GS	MIN/AVG	FG-FGA	FG%	3FG-3FGA	3FG%	FT-FTA	FT%	OFF DEF TOT AVG	PF-FO A TO BLK STL PTS AVG
2019-20	KC	30-12	490/16.3	59-118	.500	8-31	.258	44-67	.657	37 81 118 3.9	91-3 10 31 18 16 170 5.7
2020-21	KC	22-22	592/26.9	133-232	.573	16-45	.356	48-74	.649	41 91 132 6.0	66-5 27 44 7 20 330 15.0
2021-22	KC	17-16	461/27.1	82-149	.550	13-36	.361	42-56	.750	23 81 104 6.1	53-2 19 39 8 9 219 12.9
2022-23	UNM	34-34	1086/31.9	113-203	.557	6-38	.158	54-81	.667	89 159 248 7.3	95-1 48 53 28 17 286 8.4
2023-24	Nebr	15-11	349/23.2	30-60	.500	4-12	.333	31-46	.674	28 48 76 5.1	21-0 21 20 4 10 95 6.3
<b>TOTAL FOR Nebr</b>	<b>15-11</b>	<b>349/23.2</b>	<b>30-60</b>	<b>.500</b>	<b>4-12</b>	<b>.333</b>	<b>31-46</b>	<b>.674</b>	<b>.674</b>	<b>28 48 76 5.1</b>	<b>21-0 21 20 4 10 95 6.3</b>
<b>TOTAL</b>	<b>118-95</b>	<b>2978/25.2</b>	<b>417-762</b>	<b>.547</b>	<b>47-162</b>	<b>.290</b>	<b>219-324</b>	<b>.676</b>	<b>.676</b>	<b>218 460 678 5.7</b>	<b>326-11 125 187 65 72 1100 9.3</b>

## 2023-24 GAME BY GAME

Opponent	Date	GS	MIN	Total		3-Pointers		Free throws		Rebounds				PF	A	TO	BLK	STL	PTS	AVG
				FG-FGA	PCT	3FG-3FGA	PCT	FT-FTA	PCT	OFF	DEF	TOT	AVG							
Lindenwood	11/06/2023	*	23:30	4-5	.800	1-1	1.000	2-2	1.000	2	6	8	8.0	1	2	0	1	2	11	11.0
Florida A&M	11/09/2023	*	28:38	1-3	.333	0-0	.000	3-4	.750	3	2	5	6.5	1	0	2	1	0	5	8.0
Rider	11/13/2023	*	30:18	3-3	1.000	0-0	.000	4-6	.667	4	2	6	6.3	1	0	3	0	0	10	8.7
Stony Brook	11/15/2023	*	24:16	0-5	.000	0-2	.000	0-0	.000	4	3	7	6.5	1	1	0	0	0	0	6.5
vs Oregon St.	11/18/2023	*	24:59	2-6	.333	0-0	.000	4-6	.667	2	2	4	6.0	3	0	1	0	2	8	6.8
Duquesne	11/22/2023	*	22:57	3-5	.600	1-1	1.000	5-7	.714	2	5	7	6.2	0	5	0	0	0	12	7.7
Cal St. Fullerton	11/26/2023	*	23:17	1-3	.333	0-1	.000	4-4	1.000	1	3	4	5.9	0	1	1	1	0	6	7.4
Creighton	12/03/2023	*	25:00	2-10	.200	0-4	.000	2-2	1.000	4	2	6	5.9	1	0	4	0	1	6	7.3
at Minnesota	12/06/2023	*	21:30	1-2	.500	0-0	.000	1-2	.500	0	3	3	5.6	0	1	2	0	0	3	6.8
at Kansas St.	12/17/2023		10:50	1-2	.500	0-0	.000	1-2	.500	0	0	0	5.0	3	0	0	0	0	3	6.4
North Dakota	12/20/2023	*	32:32	5-7	.714	0-1	.000	0-2	.000	2	4	6	5.1	1	2	2	0	1	10	6.7
South Carolina St.	12/29/2023	*	18:35	4-4	1.000	0-0	.000	2-2	1.000	1	6	7	5.3	1	4	1	1	2	10	7.0
Indiana	01/03/2024		28:43	0-0	.000	0-0	.000	2-5	.400	1	7	8	5.5	3	2	1	0	2	2	6.6
at Wisconsin	01/06/2024		22:30	1-3	.333	1-1	1.000	1-2	.500	2	3	5	5.4	1	2	2	0	0	4	6.4
Purdue	01/09/2024		10:56	2-2	1.000	1-1	1.000	0-0	.000	0	0	0	5.1	4	1	1	0	0	5	6.3
Totals		11	348:31	30-60	.500	4-12	.333	31-46	.674	28	48	76	5.1	21	21	20	4	10	95	6.3

## Player Averages

Games Played	Minutes/game	Points/game	FG Pct	3FG Pct	FT Pct	Rebounds/game	Assists/game	Turnovers/game	Assist/Turnover ratio	Steals/game	Blocks/game
15	23.2	6.3	50.0	33.3	67.4	5.1	1.4	1.3	1.1	0.7	0.3

LLOYD'S SEASON/CAREER HIGHS

Points	
Season:	None
College Career:	Same
Rebounds	
Season:	None
College Career:	Same
Field Goals	
Season:	None
College Career:	Same
3-Point Field Goals	
Season:	None
College Career:	Same
Free Throws	
Season:	None
College Career:	Same
Free Throw Attempts	
Season:	None
College Career:	Same
Assists	
Season:	None
College Career:	Same
Steals	
Season:	None
College Career:	Same
Blocks	
Season:	None
College Career:	Same
Minutes Played	
Season:	None
College Career:	Same

ULIS' SEASON/CAREER HIGHS

Points	
Season:	None
College Career:	17, at Michigan State (1/26/23)
Rebounds	
Season:	None
College Career:	7, Iowa State (12/8/22)
Field Goals	
Season:	None
College Career:	8, at Michigan State (1/26/23)
3-Point Field Goals	
Season:	None
College Career:	2, Four times (last, 1/29/23)
Free Throws	
Season:	None
College Career:	7, Two times (last, 1/31/22)
Free Throw Attempts	
Season:	None
College Career:	8, Two times (last, 1/31/22)
Assists	
Season:	None
College Career:	8, Western Michigan (11/22/21)
Steals	
Season:	None
College Career:	3, Illinois (12/6/21)
Blocks	
Season:	None
College Career:	1, Five times (last, 2/12/23)
Minutes Played	
Season:	None
College Career:	36, Iowa State (12/8/22)

RICE'S SEASON/CAREER HIGHS

Points	
Season:	16, Florida A&M (11/9/23)
College Career:	Same
Rebounds	
Season:	5, Lindenwood (11/6/23)
College Career:	Same
Field Goals	
Season:	4, Florida A&M (11/9/23)
College Career:	Same
3-Point Field Goals	
Season:	3, Florida A&M (11/9/23)
College Career:	Same
Free Throws	
Season:	5, Florida A&M (11/9/23)
College Career:	Same
Free Throw Attempts	
Season:	8, Florida A&M (11/9/23)
College Career:	Same
Assists	
Season:	1, Four times (last, 1/6/24)
College Career:	Same
Steals	
Season:	2, South Carolina State (12/29/23)
College Career:	Same
Blocks	
Season:	1, Two times (last, 1/15/23)
College Career:	Same
Minutes Played	
Season:	24, South Carolina State (12/29/23)
College Career:	Same

KEITA'S SEASON/CAREER HIGHS

Points	
Season:	None
College Career:	14, vs. Arkansas-Pine Bluff (11/20/22)
Rebounds	
Season:	None
College Career:	12, vs. Omaha (11/10/22)
Field Goals	
Season:	None
College Career:	6, vs. Arkansas-Pine Bluff (11/20/22)
3-Point Field Goals	
Season:	None
College Career:	Same
Free Throws	
Season:	None
College Career:	2, vs. Arkansas-Pine Bluff (11/20/22)
Free Throw Attempts	
Season:	None
College Career:	5, vs. Arkansas-Pine Bluff (11/20/22)
Assists	
Season:	None
College Career:	2, Three times (last, 11/30/22)
Steals	
Season:	None
College Career:	2, Wisconsin (2/11/23)
Blocks	
Season:	None
College Career:	2, vs. Oklahoma (11/24/22)
Minutes Played	
Season:	None
College Career:	27, vs. Omaha (11/10/22)

DIOP'S SEASON/CAREER HIGHS

Points	
Season:	3, Lindenwood (11/6/23)
College Career:	Same
Rebounds	
Season:	4, South Carolina State (12/29/23)
College Career:	Same
Field Goals	
Season:	1, Two times (last, 11/18/23)
College Career:	Same
3-Point Field Goals	
Season:	None
College Career:	Same
Free Throws	
Season:	2, Stony Brook (11/15/23)
College Career:	Same
Free Throw Attempts	
Season:	3, South Carolina State (12/29/23)
College Career:	Same
Assists	
Season:	1, Three times (last 12/20/23)
College Career:	Same
Steals	
Season:	2, South Carolina State (12/29/23)
College Career:	Same
Blocks	
Season:	1, Two times (last, 11/9/23)
College Career:	Same
Minutes Played	
Season:	20, South Carolina State (12/29/23)
College Career:	Same

GRACE'S SEASON/CAREER HIGHS

Points	
Season:	2, Three times (last, 12/29/23)
College Career:	2, Four times (last, 12/29/23)
Rebounds	
Season:	1, Two times (last, 12/29/23)
College Career:	1, Four times (last, 12/29/23)
Field Goals	
Season:	2, Two times (last, 11/9/23)
College Career:	2, Three times (last, 11/9/23)
3-Point Field Goals	
Season:	None
College Career:	Same
Free Throws	
Season:	2, South Carolina State (12/29/23)
College Career:	2, Two times (last, 12/29/23)
Free Throw Attempts	
Season:	2, South Carolina State (12/29/23)
College Career:	2, Three times (last, 12/29/23)
Assists	
Season:	1, Lindenwood (11/6/23)
College Career:	Same
Steals	
Season:	None
College Career:	1 at Maryland (1/28/23)
Blocks	
Season:	None
College Career:	Same
Minutes Played	
Season:	4, Two times (last, 12/29/23)
College Career:	Same

JACOBSEN'S SEASON/CAREER HIGHS

Points	
Season:	4, South Carolina State (12/29/23)
College Career:	Same
Rebounds	
Season:	2, South Carolina State (12/29/23)
College Career:	Same
Field Goals	
Season:	1, Three times (last, 12/29/23)
College Career:	Same
3-Point Field Goals	
Season:	None
College Career:	Same
Free Throws	
Season:	2, South Carolina State (12/29/23)
College Career:	Same
Free Throw Attempts	
Season:	2, Two times (12/29/23)
College Career:	Same
Assists	
Season:	1, Four times (last, 1/6/24)
College Career:	Same
Steals	
Season:	1, Lindenwood (11/6/23)
College Career:	Same
Blocks	
Season:	None
College Career:	Same
Minutes Played	
Season:	13, South Carolina State (12/29/23)
College Career:	Same

BURT'S SEASON/CAREER HIGHS

Points	
Season:	2, Florida A&M (11/9/23)
College Career:	Same
Rebounds	
Season:	1, Two times (last, 11/15/23)
College Career:	Same
Field Goals	
Season:	1, Florida A&M (11/9/23)
College Career:	Same
3-Point Field Goals	
Season:	None
College Career:	Same
Free Throws	
Season:	None
College Career:	Same
Free Throw Attempts	
Season:	2, Florida A&M (11/9/23)
College Career:	Same
Assists	
Season:	None
College Career:	Same
Steals	
Season:	None
College Career:	Same
Blocks	
Season:	None
College Career:	Same
Minutes Played	
Season:	3, Lindenwood (11/6/23)
College Career:	Same





# RAMEL LLOYD JR.

REDSHIRT FRESHMAN • GUARD • 6-6 • 210 • LONG BEACH, CALIF. • SIERRA CANYON

## CAREER STATS

## 2023-24 GAME BY GAME

## MISC. STATS

Category	2023-24	Career
10+ Points	0	0
20+ Points	0	0
30+ Points	0	0
40+ Points	0	0
Double-Doubles	0	0
10+ Rebounds	0	0
10+ Assists	0	0
Led NU in Scoring	0	0
Led NU in Reb.	0	0
Led NU in Assists	0	0



# AHRON ULIS

JUNIOR • GUARD • 6-3 • 190 • CHICAGO, ILL. • IOWA

## CAREER STATS

				Field Goals		3-Point		F-Throws		Rebounds								Scoring		
SEASON	TEAM	GP-GS	MIN/AVG	FG-FGA	FG%	3FG-3FGA	3FG%	FT-FTA	FT%	OFF	DEF	TOT	AVG	PF-FO	A	TO	BLK	STL	PTS	AVG
2020-21	Iowa	17-0	120/7.0	5-15	.333	0-3	.000	18-20	.900	6	9	15	0.9	8-0	20	6	1	1	28	1.6
2021-22	Iowa	35-0	486/13.9	34-100	.340	4-12	.333	38-48	.792	19	50	69	2.0	41-0	73	32	0	19	110	3.1
2022-23	Iowa	32-27	722/22.6	72-182	.396	22-69	.319	29-41	.707	6	44	50	1.6	42-0	67	35	4	17	195	6.1
TOTAL FOR Nebr		0-0	0/0.0	0-0	.000	0-0	.000	0-0	.000	0	0	0	0.0	0-0	0	0	0	0	0	0.0
TOTAL		84-27	1328/15.8	111-297	.374	26-84	.310	85-109	.780	31	103	134	1.6	91-0	160	73	5	37	333	4.0

## 2023-24 GAME BY GAME

## MISC. STATS

Category	2023-24	Career
10+ Points	0	7
20+ Points	0	0
30+ Points	0	0
40+ Points	0	0
Double-Doubles	0	0
10+ Rebounds	0	0
10+ Assists	0	0
Led NU in Scoring	0	4
Led NU in Reb.	0	0
Led NU in Assists	0	1

\*-Includes Iowa



MISC. STATS

Category	2023-24	Career
10+ Points	2	2
20+ Points	0	0
30+ Points	0	0
40+ Points	0	0
Double-Doubles	0	0
10+ Rebounds	0	0
10+ Assists	0	0
Led NU in Scoring	0	0
Led NU in Reb.	0	0
Led NU in Assists	0	0

ELI RICE

FRESHMAN • GUARD • 6-8 • 213 • GALLATIN, TENN. • IMG ACADEMY

CAREER STATS

				Field Goals		3-Point		F-Throws		Rebounds									Scoring	
SEASON	TEAM	GP-GS	MIN/AVG	FG-FGA	FG%	3FG-3FGA	3FG%	FT-FTA	FT%	OFF	DEF	TOT	AVG	PF-FO	A	TO	BLK	STL	PTS	AVG
2023-24	Nebr	12-0	109/9.1	12-31	.387	9-22	.409	13-20	.650	2	12	14	1.2	10-0	4	2	2	3	46	3.8
TOTAL		12-0	109/9.1	12-31	.387	9-22	.409	13-20	.650	2	12	14	1.2	10-0	4	2	2	3	46	3.8

2023-24 GAME BY GAME

Opponent	Date	GS	MIN	Total		3-Pointers		Free throws		Rebounds											
				FG-FGA	PCT	3FG-3FGA	PCT	FT-FTA	PCT	OFF	DEF	TOT	AVG	PF	A	TO	BLK	STL	PTS	AVG	
Lindenwood	11/06/2023		19:08	0-3	.000	0-2	.000	2-4	.500	2	3	5	5.0	2	1	2	1	0	2	2.0	
Florida A&M	11/09/2023		22:18	4-9	.444	3-6	.500	5-8	.625	0	4	4	4.5	1	0	0	0	0	16	9.0	
Rider	11/13/2023		03:17	1-1	1.000	1-1	1.000	0-0	.000	0	0	0	3.0	0	1	0	0	0	3	7.0	
Stony Brook	11/15/2023		04:08	0-1	.000	0-1	.000	0-0	.000	0	0	0	2.3	0	0	0	1	0	0	5.3	
vs Oregon St.	11/18/2023		02:25	0-1	.000	0-1	.000	0-0	.000	0	0	0	1.8	1	0	0	0	0	0	4.2	
Creighton	12/03/2023		05:14	2-2	1.000	0-0	.000	2-2	1.000	0	0	0	1.5	0	0	0	0	0	6	4.5	
Michigan St.	12/10/2023		06:39	1-1	1.000	1-1	1.000	0-0	.000	0	0	0	1.3	0	0	0	0	0	3	4.3	
at Kansas St.	12/17/2023		05:28	1-3	.333	1-2	.500	0-0	.000	0	0	0	1.1	1	0	0	0	0	3	4.1	
North Dakota	12/20/2023		03:54	0-1	.000	0-1	.000	0-0	.000	0	1	1	1.1	0	0	0	0	0	0	3.7	
South Carolina St.	12/29/2023		24:18	2-8	.250	2-6	.333	4-6	.667	0	2	2	1.2	4	1	0	0	2	10	4.3	
Indiana	01/03/2024		03:26	0-0	.000	0-0	.000	0-0	.000	0	1	1	1.2	0	0	0	0	0	0	3.9	
at Wisconsin	01/06/2024		08:25	1-1	1.000	1-1	1.000	0-0	.000	0	1	1	1.2	1	1	0	0	1	3	3.8	
Totals			0	108:40	12-31	.387	9-22	.409	13-20	.650	2	12	14	1.2	10	4	2	2	3	46	3.8

Player Averages

Games Played	Minutes/ game	Points/ game	FG Pct	3FG Pct	FT Pct	Rebounds/ game	Assists/ game	Turnovers/ game	Assist/Turnover ratio	Steals/ game	Blocks/ game
12	9.1	3.8	38.7	40.9	65.0	1.2	0.3	0.2	2.0	0.3	0.2



MISC. STATS

Category	2023-24	Career
10+ Points	0	1
20+ Points	0	0
30+ Points	0	0
40+ Points	0	0
Double-Doubles	0	1
10+ Rebounds	0	3
10+ Assists	0	0
Led NU in Scoring	0	0
Led NU in Reb.	0	5
Led NU in Assists	0	0

BLAISE KEITA

JUNIOR • FORWARD • 6-11 • 257 • BAMAKO, REPUBLIC OF MALI • COFFEYVILLE CC

CAREER STATS

				Field Goals		3-Point		F-Throws		Rebounds									Scoring	
SEASON	TEAM	GP-GS	MIN/AVG	FG-FGA	FG%	3FG-3FGA	3FG%	FT-FTA	FT%	OFF	DEF	TOT	AVG	PF-FO	A	TO	BLK	STL	PTS	AVG
2022-23	Nebr	21-5	212/10.1	18-35	.514	0-0	.000	6-17	.353	22	52	74	3.5	22-0	11	10	5	5	42	2.0
TOTAL		21-5	212/10.1	18-35	.514	0-0	.000	6-17	.353	22	52	74	3.5	22-0	11	10	5	5	42	2.0

2023-24 GAME BY GAME

# MATAR DIOP

FRESHMAN • FORWARD • 6-10 • 213 • DAKAR, SENEGAL • KEYSTONE ATHLETIC ACADEMY

## CAREER STATS

				Field Goals		3-Point		F-Throws		Rebounds										Scoring	
SEASON	TEAM	GP-GS	MIN/AVG	FG-FGA	FG%	3FG-3FGA	3FG%	FT-FTA	FT%	OFF	DEF	TOT	AVG	PF-FO	A	TO	BLK	STL	PTS	AVG	
2023-24	Nebr	9-0	51/5.7	2-5	.400	0-1	.000	3-9	.333	2	8	10	1.1	9-0	3	5	2	2	7	0.8	
TOTAL		9-0	51/5.7	2-5	.400	0-1	.000	3-9	.333	2	8	10	1.1	9-0	3	5	2	2	7	0.8	

## 2023-24 GAME BY GAME

Opponent	Date	GS	Total		3-Pointers		Free throws		Rebounds											
			FG-FGA	PCT	3FG-3FGA	PCT	FT-FTA	PCT	OFF	DEF	TOT	AVG	PF	A	TO	BLK	STL	PTS	AVG	
Lindenwood	11/06/2023		05:34	1-2	.500	0-1	.000	1-2	.500	0	1	1	1.0	1	0	0	1	0	3	3.0
Florida A&M	11/09/2023		05:17	0-0	.000	0-0	.000	0-0	.000	0	1	1	1.0	4	0	3	1	0	0	1.5
Stony Brook	11/15/2023		01:47	0-0	.000	0-0	.000	2-2	1.000	0	1	1	1.0	0	0	1	0	0	2	1.7
vs Oregon St.	11/18/2023		02:25	1-1	1.000	0-0	.000	0-2	.000	0	2	2	1.3	0	1	0	0	0	2	1.8
Creighton	12/03/2023		03:58	0-1	.000	0-0	.000	0-0	.000	1	0	1	1.2	0	0	0	0	0	0	1.4
Michigan St.	12/10/2023		05:35	0-0	.000	0-0	.000	0-0	.000	0	0	0	1.0	0	1	0	0	0	0	1.2
North Dakota	12/20/2023		05:02	0-0	.000	0-0	.000	0-0	.000	0	0	0	0.9	1	1	0	0	0	0	1.0
South Carolina St.	12/29/2023		20:20	0-1	.000	0-0	.000	0-3	.000	1	3	4	1.3	3	0	1	0	2	0	0.9
at Wisconsin	01/06/2024		01:15	0-0	.000	0-0	.000	0-0	.000	0	0	0	1.1	0	0	0	0	0	0	0.8
Totals		0	51:13	2-5	.400	0-1	.000	3-9	.333	2	8	10	1.1	9	3	5	2	2	7	0.8

## Player Averages

Games Played	Minutes/game	Points/game	FG Pct	3FG Pct	FT Pct	Rebounds/game	Assists/game	Turnovers/game	Assist/Turnover ratio	Steals/game	Blocks/game
9	5.7	0.8	40.0	0.0	33.3	1.1	0.3	0.6	0.6	0.2	0.2



# JEFFREY GRACE III

SOPHOMORE • GUARD • 6-3 • 197 • ELMHURST, ILL. • ARIZONA STATE

## CAREER STATS

				Field Goals		3-Point		F-Throws		Rebounds								Scoring		
SEASON	TEAM	GP-GS	MIN/AVG	FG-FGA	FG%	3FG-3FGA	3FG%	FT-FTA	FT%	OFF	DEF	TOT	AVG	PF-FO	A	TO	BLK	STL	PTS	AVG
2022-23	Nebr	11-0	12/1.1	1-2	.500	0-1	.000	2-4	.500	2	1	3	0.3	0-0	1	2	0	1	4	0.4
2023-24	Nebr	6-0	14/2.3	2-3	.667	0-0	.000	2-3	.667	2	0	2	0.3	0-0	1	0	0	0	6	1.0
TOTAL		17-0	26/1.5	3-5	.600	0-1	.000	4-7	.571	4	1	5	0.3	0-0	2	2	0	1	10	0.6

## 2023-24 GAME BY GAME

Opponent	Date	GS	MIN	Total		3-Pointers		Free throws		Rebounds				PF	A	TO	BLK	STL	PTS	AVG
				FG-FGA	PCT	3FG-3FGA	PCT	FT-FTA	PCT	OFF	DEF	TOT	AVG							
Lindenwood	11/06/2023		04:00	1-2	.500	0-0	.000	0-1	.000	0	0	0	0.0	0	1	0	0	0	2	2.0
Florida A&M	11/09/2023		02:20	1-1	1.000	0-0	.000	0-0	.000	1	0	1	0.5	0	0	0	0	0	2	2.0
Stony Brook	11/15/2023		01:47	0-0	.000	0-0	.000	0-0	.000	0	0	0	0.3	0	0	0	0	0	0	1.3
vs Oregon St.	11/18/2023		01:09	0-0	.000	0-0	.000	0-0	.000	0	0	0	0.3	0	0	0	0	0	0	1.0
Creighton	12/03/2023		00:56	0-0	.000	0-0	.000	0-0	.000	0	0	0	0.2	0	0	0	0	0	0	0.8
South Carolina St.	12/29/2023		03:52	0-0	.000	0-0	.000	2-2	1.000	1	0	1	0.3	0	0	0	0	0	2	1.0
Totals		0	14:03	2-3	.667	0-0	.000	2-3	.667	2	0	2	0.3	0	1	0	0	0	6	1.0

## Player Averages

Games Played	Minutes/game	Points/game	FG Pct	3FG Pct	FT Pct	Rebounds/game	Assists/game	Turnovers/game	Assist/Turnover ratio	Steals/game	Blocks/game
6	2.3	1.0	66.7	0.0	66.7	0.3	0.2	0.0	1.0	0.0	0.0

MISC. STATS		2023-24	Career
Category			
10+ Points		0	0
20+ Points		0	0
30+ Points		0	0
40+ Points		0	0
Double-Doubles		0	0
10+ Rebounds		0	0
10+ Assists		0	0
Led NU in Scoring		0	0
Led NU in Reb.		0	0
Led NU in Assists		0	0





MISC. STATS

Category	2023-24	Career
10+ Points	0	0
20+ Points	0	0
30+ Points	0	0
40+ Points	0	0
Double-Doubles	0	0
10+ Rebounds	0	0
10+ Assists	0	0
Led NU in Scoring	0	0
Led NU in Reb.	0	0
Led NU in Assists	0	0

CALE JACOBSEN

REDSHIRT FRESHMAN • GUARD • 6-4 • 200 • ASHLAND, NEB. • ASHLAND-GREENWOOD

CAREER STATS

				Field Goals		3-Point		F-Throws		Rebounds										Scoring	
SEASON	TEAM	GP-GS	MIN	AVG	FG-FGA	FG%	3FG-3FGA	3FG%	FT-FTA	FT%	OFF	DEF	TOT	AVG	PF-FO	A	TO	BLK	STL	PTS	AVG
2023-24	Nebr	9-0	39	4.3	3-6	.500	0-2	.000	3-6	.500	0	3	3	0.3	4-0	4	2	0	1	9	1.0
TOTAL		9-0	39	4.3	3-6	.500	0-2	.000	3-6	.500	0	3	3	0.3	4-0	4	2	0	1	9	1.0

2023-24 GAME BY GAME

Opponent	Date	GS	MIN	Total		3-Pointers		Free throws		Rebounds				PF	A	TO	BLK	STL	PTS	AVG
				FG-FGA	PCT	3FG-3FGA	PCT	FT-FTA	PCT	OFF	DEF	TOT	AVG							
Lindenwood	11/06/2023		11:07	0-0	.000	0-0	.000	0-0	.000	0	1	1	1.0	1	1	0	0	1	0	0.0
Florida A&M	11/09/2023		05:05	1-1	1.000	0-0	.000	1-2	.500	0	0	0	0.5	0	1	1	0	0	3	1.5
Stony Brook	11/15/2023		01:47	0-0	.000	0-0	.000	0-0	.000	0	0	0	0.3	0	0	0	0	0	0	1.0
vs Oregon St.	11/18/2023		02:25	1-1	1.000	0-0	.000	0-2	.000	0	0	0	0.3	2	0	0	0	0	2	1.3
Creighton	12/03/2023		03:27	0-1	.000	0-0	.000	0-0	.000	0	0	0	0.2	0	0	0	0	0	0	1.0
at Minnesota	12/06/2023		00:03	0-0	.000	0-0	.000	0-0	.000	0	0	0	0.2	1	0	0	0	0	0	0.8
North Dakota	12/20/2023		00:29	0-0	.000	0-0	.000	0-0	.000	0	0	0	0.1	0	0	0	0	0	0	0.7
South Carolina St.	12/29/2023		13:13	1-3	.333	0-2	.000	2-2	1.000	0	2	2	0.4	0	1	1	0	0	4	1.1
at Wisconsin	01/06/2024		01:15	0-0	.000	0-0	.000	0-0	.000	0	0	0	0.3	0	1	0	0	0	0	1.0
Totals		0	38:51	3-6	.500	0-2	.000	3-6	.500	0	3	3	0.3	4	4	2	0	1	9	1.0

Player Averages

Games Played	Minutes/ game	Points/ game	FG Pct	3FG Pct	FT Pct	Rebounds/ game	Assists/ game	Turnovers/ game	Assist/Turnover ratio	Steals/ game	Blocks/ game
9	4.3	1.0	50.0	0.0	50.0	0.3	0.4	0.2	2.0	0.1	0.0



MISC. STATS

Category	2023-24	Career
10+ Points	0	0
20+ Points	0	0
30+ Points	0	0
40+ Points	0	0
Double-Doubles	0	0
10+ Rebounds	0	0
10+ Assists	0	0
Led NU in Scoring	0	0
Led NU in Reb.	0	0
Led NU in Assists	0	0

HENRY BURT

REDSHIRT FRESHMAN • FORWARD • 6-7 • 216 • OMAHA, NEB. • ELKHORN SOUTH

CAREER STATS

				Field Goals		3-Point		F-Throws		Rebounds									Scoring		
SEASON	TEAM	GP-GS	MIN	AVG	FG-FGA	FG%	3FG-3FGA	3FG%	FT-FTA	FT%	OFF	DEF	TOT	AVG	PF-FO	A	TO	BLK	STL	PTS	AVG
2023-24	Nebr	4-0	6/1.6	1-1	1.000		0-0	.000	0-2	.000	0	2	2	0.5	0-0	0	0	0	0	2	0.5
TOTAL		4-0	6/1.6	1-1	1.000		0-0	.000	0-2	.000	0	2	2	0.5	0-0	0	0	0	0	2	0.5

2023-24 GAME BY GAME

Opponent	Date	GS	MIN	Total		3-Pointers		Free throws		Rebounds				PF	A	TO	BLK	STL	PTS	AVG
				FG-FGA	PCT	3FG-3FGA	PCT	FT-FTA	PCT	OFF	DEF	TOT	AVG							
Lindenwood	11/06/2023		02:37	0-0	.000	0-0	.000	0-0	.000	0	0	0	0.0	0	0	0	0	0	0	0.0
Florida A&M	11/09/2023		01:40	1-1	1.000	0-0	.000	0-2	.000	0	1	1	0.5	0	0	0	0	0	2	1.0
Stony Brook	11/15/2023		00:53	0-0	.000	0-0	.000	0-0	.000	0	1	1	0.7	0	0	0	0	0	0	0.7
vs Oregon St.	11/18/2023		01:09	0-0	.000	0-0	.000	0-0	.000	0	0	0	0.5	0	0	0	0	0	0	0.5
Totals		0	06:19	1-1	1.000	0-0	.000	0-2	.000	0	2	2	0.5	0	0	0	0	0	2	0.5

Player Averages

Games Played	Minutes/ game	Points/ game	FG Pct	3FG Pct	FT Pct	Rebounds/ game	Assists/ game	Turnovers/ game	Assist/Turnover ratio	Steals/ game	Blocks/ game
4	1.6	0.5	100.0	0.0	0.0	0.5	0.0	0.0	0.0	0.0	0.0

## 2023-24 BOXSCORES

## NEBRASKA 84, LINDENWOOD 52



Official Basketball Box Score - Final  
Lindenwood at Nebraska  
11/05/23 Pinnacle Bank Arena, Lincoln  
Nebraska vs. Lindenwood

Game Time: 7:01 PM  
Game Duration: 1:49  
Attendance: 13,478

Officials: Tim Connor, Andy O'Brien, Mason Siler

Lindenwood - 52

Record: 0-1

NO.	Name	Min	FG	3P	FT	Rebounds	Fouls	TP	AS	TO	ST	Blocks	BS	BA	+	-	
			M-A	M-A	M-A	OR	DR	PF									
0	David Ware	F 19:42	0-3	0-1	0-0	2	5	7	2	1	0	0	0	2	0	1	-14
5	Jaylon McDaniel	F 22:27	3-7	0-0	0-3	1	5	6	4	2	6	0	2	0	1	1	-19
24	Keenen Cole	F 31:26	5-16	0-1	4-4	2	2	4	2	3	14	0	3	0	0	2	-31
15	Nathan Johnson Jr.	G 25:45	2-5	0-1	1-1	1	1	2	1	1	5	0	2	1	0	1	-25
25	Darius Beane	G 20:24	3-8	0-0	0-1	2	2	4	4	2	6	0	1	0	0	0	-10
3	Tommie Williams	19:35	1-5	0-1	0-0	1	2	3	2	1	2	2	2	0	0	0	-9
23	Jeremiah Talton	20:00	4-11	2-5	0-0	1	2	3	1	0	10	0	0	1	0	2	-14
1	Colin Ruffin	20:14	4-8	1-3	0-0	0	5	5	3	1	9	0	0	0	0	0	-30
22	Isaac Ordekane	10:07	0-0	0-0	0-0	0	1	1	0	0	0	0	0	0	1	0	-13
11	Amoro Lado	10:20	0-5	0-4	0-0	0	0	0	2	1	0	0	0	0	0	0	-5
Team						3	2	5			0	1					
Totals			22-68	3-16	5-9	13	27	40	21	12	52	2	12	4	2	7	-32

Technical Fouls: NONE

Shooting By Period		
1 <sup>st</sup> FG%	10-33	30.3%
3PT%	1-5	20.0%
FT%	3-3	100%
2 <sup>nd</sup> FG%	12-35	34.3%
3PT%	2-11	18.2%
FT%	2-6	33.3%
GM FG%	22-68	32.4%
3PT%	3-16	18.8%
FT%	5-9	55.6%
Dead Ball Rebounds: 1, 0		

Nebraska - 84

Record: 1-0

NO.	Name	Min	FG M-A	3P M-A	FT M-A	Rebounds OR DR TOT	Fouls PF PD	TP	AS	TO	ST	Blocks BS BA	+/-
51	Rienk Mast	F 25:18	5-7	1-3	2-3	1 5 6	6 1	3	3	2	0	0	11
53	Josiah Allick	F 23:30	4-5	1-1	2-2	2 6 8	1 4	11	2	0	2	1	34
0	C.J. Wilcher	G 22:08	4-8	2-5	3-4	0 1 1	0 2	13	2	0	0	2	26
3	Brice Williams	G 23:15	4-11	2-6	3-4	0 1 1	1 2	13	2	1	0	1	30
10	Jamarques Lawrence	G 18:22	2-8	2-6	1-2	4 2 6	3 1	7	1	2	0	0	16
1	Sam Holberg	25:14	5-7	2-4	3-5	0 5 5	1 3	15	2	0	1	1	30
9	Jarron Coleman	19:47	1-3	1-2	2-2	0 6 6	1 2	5	4	2	1	0	19
11	Eli Rice	19:08	0-3	0-2	2-4	2 3 5	2 2	2	1	2	0	1	3
31	Cale Jacobsen	11:07	0-0	0-0	0-0	0 1 1	0 1	0	1	0	1	0	1
21	Metar Diop	05:34	1-2	0-1	1-2	0 1 1	1 1	3	0	0	0	1	-3
24	Jeff Grace	04:00	1-2	0-0	0-1	0 0 0	0 0	1	1	0	0	0	-3
35	Henry Burt	02:37	0-0	0-0	0-0	0 0 0	0 0	0	0	0	0	0	-4
Team						1 3 4			0	0			
Totals			27-56	11-30	19-29	8 36 44	12 21 84	19 5	7	5	7	32	

Technical Fouls: NONE

LWU		NEB	
Biggest lead	2 (1 <sup>st</sup> 19:36)	36 (2 <sup>nd</sup> 5:34)	
Best Scoring Run	7 (2 <sup>nd</sup> 14:37)	10 (1 <sup>st</sup> 4:27)	
Lead Changes	1		
Times Tied	0		
Time with Lead	00:23	39:13	
Points from Turnovers		LWU	
Paint	32	32	32
Second Chance	9	11	
Fast Breaks	8	4	
Bench	21	27	
Period by Period Scoring		LWU	
1st	24	28	52
Period by Period Scoring		NEB	
1st	51	33	84

## NEBRASKA 81, FLORIDA A&amp;M 54



Official Basketball Box Score - Final  
Florida A&M at Nebraska  
11/05/23 Pinnacle Bank Arena, Lincoln  
Nebraska vs. Florida A&M

Game Time: 7:01 PM  
Game Duration: 2:04  
Attendance: 13,766

Officials: Paul Soles, Edwin Young, Tony Meeks

Florida A&M - 54

Record: 0-2

NO.	Name		Min	FG M-A	3P M-A	FT M-A	Rebounds OR DR	Fouls PF	TP	AS	TO	ST	Blocks BS	BA	+	-
5	Keith Lamar	F	22:51	2-8	0-1	1-2	1 2 3	3 5	2	1	1	0	0	0	0	-18
13	Shannon Grant	F	19:48	2-3	0-0	0-0	0 3 3	5 1	4	0	3	2	0	0	0	-10
2	Jordan Chatman	G	10:11	0-3	0-1	0-0	0 0 0	0 0 0	0	0	1	1	0	0	1	-7
4	Hantz Louis-Jeune	G	18:32	3-7	1-3	1-2	0 5 5	3 2 8	0	0	0	1	2	2	2	-21
12	K'Jae Parker		36:54	5-20	1-6	2-2	1 5 6	1 3 13	3	2	0	0	0	0	0	-25
11	Roderick Coffee III		20:38	0-6	0-4	2-4	1 1 2	1 3 2	2	1	0	0	0	0	1	-4
24	Ja'Derrys Eatmon		18:21	3-7	0-0	2-2	3 1 4	2 3 8	0	2	1	1	1	1	1	-15
10	Chase Barrs		15:08	0-1	0-0	1-2	3 1 4	5 1 1	1	1	1	0	0	0	0	-10
23	Mies Hall		13:40	1-3	0-0	1-2	0 3 3	0 1 3	1	1	0	1	0	0	0	-14
3	Monrell Schramm		22:05	4-7	2-4	0-1	1 2 3	2 1 10	1	2	1	0	0	0	0	-8
34	Richard Mathews		01:52	0-1	0-1	0-0	0 0 0	0 0 0	0	0	0	0	0	0	0	-3
Team							1 1 2			0	1					
Totals				20-66	4-20	10-17	11 24 35	26 17 54	10	14	8	3	5	-27		

Technical Fouls: NONE

Nebraska - 81

Record: 2-0

No.	Name	Min	FG M-A	3P M-A	FT M-A	Rebounds OR DR TOT	Fouls PF	TP	AS	TO	ST	Blocks BS	BA
51	Rienk Mast	F 27:21	6-14	2-5	6-6	5 11 16	2 4	20	2	2	0	0	26
53	Josiah Allick	F 28:38	1-3	0-0	3-4	3 2 5	1 4	5	0	2	0	1	0
0	C.J. Wilcher	G 19:51	2-6	1-4	1-2	0 1 1	4 1	6	2	0	0	1	19
3	Brice Williams	G 22:19	3-9	2-4	7-7	2 4 6	3 4	15	2	1	0	1	1
10	Jamarques Lawrence	G 24:40	2-6	0-3	1-2	0 5 5	1 1	5	4	4	3	0	0
1	Sam Holberg	22:37	1-3	1-3	0-0	1 2 3	1 2	3	1	2	4	0	0
9	Jarron Coleman	17:54	1-3	1-3	1-3	0 3 3	0 3	4	3	3	0	1	0
11	Eli Rice	22:18	4-9	3-6	5-8	0 4 4	1 5	16	0	0	0	0	1
21	Metar Diop	05:17	0-0	0-0	0-0	0 1 1	4 0	0	0	3	0	1	0
31	Cale Jacobsen	05:05	1-1	0-0	1-2	0 0 0	0 1	3	1	1	0	0	0
24	Jeff Grace	02:20	1-1	0-0	0-0	1 0 1	0 0	2	0	0	0	0	0
35	Henry Burt	01:40	1-1	0-0	0-2	0 1 1	0 1	2	0	0	0	0	0
Team						4 5 9		0	0				
Totals			23-56	10-28	25-36	16 39 55	17 26	81	15	18	7	5	3

Technical Fouls: NONE

FAMU		NEB	
Biggest lead	1 (1 <sup>st</sup> 15:38)	29 (2 <sup>nd</sup> 12:39)	
Best Scoring Run	5 (2 <sup>nd</sup> 10:54)	12 (1 <sup>st</sup> 12:12)	
Lead Changes	12		
Times Tied	0		
Time with Lead	00:18	39:12	
Points from Turnovers		FAMU	
Paint	26	24	
Second Chance	9	18	
Fast Breaks	3	9	
Bench	24	30	
Period by Period Scoring		FAMU	
1st	25	29	54
Period by Period Scoring		NEB	
1st	41	40	81

## NEBRASKA 64, RIDER 50



Official Basketball Box Score - Final  
Rider at Nebraska  
11/15/23 Pinnacle Bank Arena, Lincoln  
Nebraska vs. Rider

Game Time: 7:05 PM  
Game Duration: 1:57  
Attendance: 13,478

Officials: Keith Kirtle, Amy Bonner, Marques Pettigrew

Rider - 50

Record: 1-2

NO.	Name	Min	FG	3P	FT	Rebounds	Fouls	TP	AS	TO	ST	Blocks	BS	BA	+	-	
			M-A	M-A	M-A	OR	DR	PF									
14	JT Langston Jr.	F 23:50	1-4	0-1	1-2	1	3	4	1	1	3	0	0	2	3	0	-8
33	Taric Ingram	F 33:30	1-6	0-0	2-2	1	7	8	3	1	4	2	0	3	1	0	-10
2	Allen Powell	G 35:16	2-13	1-8	0-0	0	2	2	2	1	5	3	0	2	0	0	-8
3	Corey McKelthan	G 34:19	6-14	2-6	4-5	0	5	5	1	2	18	2	4	0	0	1	-14
35	T.J. Weeks Jr.	G 28:56	2-9	1-5	1-1	1	4	5	4	1	6	0	1	1	2	0	-12
5	Mervin James	19:44	4-7	2-3	0-0	2	3	5	5	1	10	1	2	1	0	0	-8
0	DJ Dudley	14:41	1-3	0-2	2-2	0	3	3	0	1	4	0	2	0	0	0	-1
31	Tyreek Weeks	01:52	0-0	0-0	0-0	0	0	0	0	0	0	0	0	0	0	0	-4
23	Anthony McCall	07:52	0-0	0-0	0-0	1	0	1	2	1	0	0	2	0	0	0	-5
Team						1	0	1			0	0					
Totals			17-56	6-25	10-12	7	27	34	18	9	50	8	11	10	5	0	-14

Technical Fouls: James 2<sup>nd</sup> 13:21

Nebraska - 64

Record: 3-0

NEBRASKA 84, OREGON STATE 63



Official Basketball Box Score - Final  
Oregon St. at Nebraska  
11/18/23 Sanford Pentagon, Sioux Falls  
2023-24 Men's Basketball

Game Time: 3:00 PM  
Game Duration: 1:56  
Attendance: 2,938

Officials: Kelly Pfeiffer, Rob Kueneman, Nate Harris

Oregon St. - 63

Record: 3-1

NO. Name	Min	FG M-A	3P M-A	FT M-A	Rebounds OR DR TOT	Fouls PF	TP	AS	TO	ST	Blocks BS BA	+/-
34 Tyler Bildeau	F 32:53	4-10	0-2	7-7	0 7 7	4 4	15	1	2	1	1 1	-18
15 Choi Marial	G 05:35	0-1	0-1	0-0	0 1 1	1 0	9	0	0	0	0 0	-4
0 Jordan Pope	G 35:41	8-12	9-9	6-6	2 1 3	1 5	25	3	0	0	1 1	-21
1 Christian Wright	G 19:40	2-5	1-2	1-2	0 1 1	3 2	6	2	2	0	0 0	-4
4 Dexter Akanno	G 14:42	0-7	0-4	0-0	0 1 1	2 2	0	0	0	1 0	1 1	-15
24 KC Ikwke	10:34	1-4	0-0	0-0	4 1 5	1 1	2	0	0	0 0	1 0	-22
5 Justin Rochelin	13:25	2-8	2-6	2-2	2 1 3	5 1	8	0	0	1 0	0 0	2
11 DaJohn Craig	17:37	1-3	0-1	1-2	0 2 2	2 1	3	2	1	0 0	0 0	-18
22 Thomas Ndong	11:02	0-0	0-0	0-0	0 1 1	2 2	0	1	0	1 0	0 0	0
12 Michael Rataj	09:39	0-3	0-1	0-0	1 1 2	0 0	0	1	0	0 0	1 0	-4
3 Gavin Marrs	12:51	1-1	0-0	0-0	0 1 1	1 0	2	0	1	0 0	0 0	0
2 Josiah Lake II	13:31	0-0	0-0	2-2	0 1 1	1 1	2	1	0	0 0	0 0	1
14 Jayden Stevens	02:50	0-0	0-0	0-0	0 1 1	0 0	0	0	0	0 0	0 0	-9
Team					0 2 2		0	0	0			
Totals		19-54	6-22	19-21	9 22 31	23 19	63	11	9	4	3 3	-21

Technical Fouls: NONE

Nebraska - 84

Record: 5-0

NO. Name	Min	FG M-A	3P M-A	FT M-A	Rebounds OR DR TOT	Fouls PF	TP	AS	TO	ST	Blocks BS BA	+/-
51 Rienk Mast	F 28:53	5-12	0-2	5-6	6 7 13	2 5	15	2	0	0	0 0	22
53 Josiah Allick	F 24:59	2-6	0-0	4-6	2 2 4	3 5	8	0	1	2	0 0	17
3 Brice Williams	G 28:21	9-17	3-7	4-4	3 0 3	0 4	25	2	0	2	1 1	25
10 Jamarques Lawrence	G 22:45	1-3	0-0	1-1	0 5 5	2 1	3	3	0	0	0 0	14
30 Keisei Tominaga	G 25:09	3-6	2-3	0-0	0 2 2	2 0	8	2	2	2	0 0	19
4 Juwan Gary	20:58	5-10	1-4	1-2	4 6 10	3 2	12	2	2	1 2	1 7	
0 C.J. Wilcher	12:44	1-2	1-2	0-0	0 0 0	1 3	1	0	0	0 0	0 0	0
1 Sam Holberg	11:48	2-4	1-3	0-1	0 0 0	3 1	5	0	1	0	0 0	6
9 Jarron Coleman	14:50	0-2	0-2	1-2	0 2 2	1 2	1	3	0	1	0 0	0
11 Eli Rice	02:25	0-1	0-1	0-0	0 0 0	0 0	1	0	0	0 0	0 0	-3
21 Matar Diop	02:25	1-1	0-0	0-0	0 2 2	0 1	2	1	0	0 0	0 0	-3
3 Cale Jacobsen	02:25	1-1	0-0	0-2	0 0 0	2 1	2	0	0	0 0	0 0	-3
24 Jeff Grace	01:09	0-0	0-0	0-0	0 0 0	0 0	0	0	0	0 0	0 0	-3
35 Henry Burt	01:09	0-0	0-0	0-0	0 0 0	0 0	0	0	0	0 0	0 0	-3
Team					2 1 3		0	0	0			
Totals		30-65	8-24	16-26	17 27 44	19 23	84	16	6	8	3 3	21

Technical Fouls: NONE

	OSU	NEB
Biggest lead	6 (1 <sup>st</sup> 18:12)	31 (2 <sup>nd</sup> 14:06)
Best Scoring Run	7 (2 <sup>nd</sup> 11:15)	20 (1 <sup>st</sup> 3:21)
Lead Changes	1	
Times Tied	0	
Time with Lead	06:21	33:14

Points from	OSU	NEB
Turnovers	5	14
Paint	16	38
Second Chance	6	22
Fast Breaks	5	21
Bench	17	25

Period by Period Scoring

1st 2nd TOT

OSU 24 39 63

NEB 44 40 84

NEBRASKA 85, CAL STATE FULLERTON 72



Official Basketball Box Score - Final  
Cal St. Fullerton at Nebraska  
11/20/23 Pinnacle Bank Arena, Lincoln  
Nebraska vs. Cal State Fullerton

Game Time: 1:01 PM  
Game Duration: 1:51  
Attendance: 14,771

Officials: Bret Smith, Alfred Smith, Jourdan Love

Cal St. Fullerton - 72

Record: 2-4

NO. Name	Min	FG M-A	3P M-A	FT M-A	Rebounds OR DR TOT	Fouls PF	TP	AS	TO	ST	Blocks BS BA	+/-
3 Bert Kabamba	F 20:44	0-2	0-0	2-4	6 3 9	3 0	0	2	3	0	0 1	-13
13 Vincent Lee	F 16:39	3-5	0-0	2-2	1 0 1	0 1	8	0	0	1 2	1 5	
2 Max Jones	G 31:10	10-19	5-7	5-7	0 3 3	1 6	30	1	4	1 0	-8	
7 Dominic Brewton	G 31:41	5-16	0-3	0-0	1 4 5	1 1	10	1	2	2	0 1	-20
21 Grayson Carper	G 36:15	2-8	2-8	0-0	3 4 7	2 0	6	1	1	0 1	0 -8	
24 Kendrick De Luna	12:47	0-2	0-0	0-0	1 0 1	2 0	0	0	0	1 0	0 -16	
0 Jalen Cooper	15:12	1-2	0-0	0-0	1 2 3	0 3	2	1	1	0 0	0 -5	
5 Donovan Oday	27:21	7-13	2-4	0-0	1 2 3	4 0	16	1	2	1 0	0 0	0
12 Zachary Visentin	08:11	0-0	0-0	0-0	2 0 2	1 1	0	0	1	0 0	0 0	0
Team					3 1 4		0	0	0			
Totals		28-67	9-22	7-9	15 20 35	17 9	72	9	12	8	5 3	-13

Technical Fouls: NONE

Nebraska - 85

Record: 7-0

NO. Name	Min	FG M-A	3P M-A	FT M-A	Rebounds OR DR TOT	Fouls PF	TP	AS	TO	ST	Blocks BS BA	+/-
51 Rienk Mast	F 28:54	8-12	3-3	0-0	4 5 9	0 1	19	3	2	0	0 1	10
53 Josiah Allick	F 23:17	1-3	0-1	4-4	1 3 4	0 3	6	1	1	0 1	1 14	
3 Brice Williams	G 29:48	4-9	2-5	4-4	0 2 2	3 4	14	3	1	0 2	1 12	
10 Jamarques Lawrence	G 27:25	4-10	1-5	2-2	1 1 2	1 1	11	6	0	1 0	0 6	
30 Keisei Tominaga	G 25:22	5-5	3-3	4-4	1 3 4	0 4	17	0	1	0 0	0 15	
4 Juwan Gary	24:46	3-10	2-7	5-6	2 4 6	0 4	13	1	0	2 0	1 6	
9 Jarron Coleman	08:31	0-2	0-1	0-0	0 2 2	1 0	0	2	4	0 0	0 15	
0 C.J. Wilcher	16:37	2-6	1-5	0-0	1 2 3	1 0	5	1	0	0 0	0 -3	
1 Sam Holberg	15:20	0-1	0-0	0-0	0 2 2	3 0	0	0	0	0 1	0 -3	
Team					1 1 2		0	0	0			
Totals		27-58	12-30	19-20	11 25 36	9 17	85	18	9	3	3 5	13

Technical Fouls: NONE

	CAL	NEB
Biggest lead	3 (1 <sup>st</sup> 18:43)	19 (2 <sup>nd</sup> 4:51)
Best Scoring Run	7 (2 <sup>nd</sup> 2:26)	8 (1 <sup>st</sup> 16:30)
Lead Changes	1	
Times Tied	2	
Time with Lead	01:02	37:07

Points from	CAL	NEB
Turnovers	7	11
Paint	32	28
Second Chance	14	8
Fast Breaks	2	10
Bench	18	18

Period by Period Scoring

1st 2nd TOT

CAL 36 36 72

NEB 47 38 85

NEBRASKA 89, DUQUESNE 79



Official Basketball Box Score - Final  
Duquesne at Nebraska  
11/20/23 Pinnacle Bank Arena, Lincoln  
Nebraska vs. Duquesne

Game Time: 7:01 PM  
Game Duration: 2:14  
Attendance: 14,426

Officials: Rob Kueneman, WI Howard, Lewis Garrison

Duquesne - 79

Record: 4-2

NO. Name	Min	FG M-A	3P M-A	FT M-A	Rebounds OR DR TOT	Fouls PF	TP	AS	TO	ST	Blocks BS BA	+/-
5 Haili Barrs	F 21:54	1-3	0-0	0-0	1 2 3	2 0	2	0	0	0 3	0 -11	
23 Andrei Savrasov	F 14:05	1-3	1-2	0-0	0 3 3	2 1	3	0	1	0 0	0 -18	
1 Jimmy Clark III	G 24:44	5-13	1-5	4-4	1 3 4	5 2	15	2	1	0 0	0 -8	
3 Dae Dae Grant	G 38:04	7-16	1-8	9-9	1 2 3	1 6	24	3	0	0 0	0 -7	
32 Kareem Rozier	G 30:10	6-10	4-8	0-0	1 0 1	4 0	16	1	1	1 0	0 -7	
3 Hassan Drame	14:22	0-5	0-2	0-0	2 4 6	2 1	0	1	0	0 0	0 -4	
34 Fousseyni Dramé	29:33	5-7	1-2	1-2	2 6 8	1 1	12	0	2	0 0	0 -2	
2 David Dixon	11:48	3-3	0-0	1-2	4 2 6	5 1	7	0	0	0 1	0 14	
55 Kalon Nicholls	06:10	0-1	0-0	0-0	0 1 1	1 1	0	0	0	0 0	0 0	
7 Jakub Necas	09:10	0-2	0-2	0-0	1 0 1	1 0	0	1	1	0 0	0 -7	
Team					1 0 1		0	0	0			
Totals		28-63	8-29	15-17	14 23 37	24 13	79	8	6	1	4 2	-10

Technical Fouls: Clark III 2<sup>nd</sup> 2:10 Team 2<sup>nd</sup> 0:17

Nebraska - 89

Record: 6-0

NO. Name	Min	FG M-A	3P M-A	FT M-A	Rebounds OR DR TOT	Fouls PF	TP	AS	TO	ST	Blocks BS BA	+/-
51 Rienk Mast	F 30:39	2-6	0-2	6-6	2 4 6	3 3	10	3	2	0	1 0	-5
53 Josiah Allick	F 22:57	3-5	1-1	5-7	2 5 7	0 6	12	5	0	0	1 14	
3 Brice Williams	G 30:06	3-6	1-3	4-4	0 1 1	3 4	11	1	0	0 0	0 0	
10 Jamarques Lawrence	G 26:22	2-4	2-4	0-0	0 2 2	1 0	6	3	0	0 0	0 -2	
30 Keisei Tominaga	G 23:15	6-12	2-7	9-10	0 2 2	1 6	23	0	0	0 0	0 -3	
0 C.J. Wilcher	16:17	1-2	0-1	0-0	0 2 2	1 1	2	1	0	1 0	0 14	
1 Sam Holberg	14:43	1-3	1-1	0-0	0 0 0	0 0	3	0	0	0 0	1 2	10
4 Juwan Gary	22:03	7-10	2-4	4-4	2 3 5	3 2	20	1	0	0 0	0 10	
9 Jarron Coleman	13:38	1-5	0-1	0-0	1 1 2	1 1	2	4	0	0 0	0 1	12
Team					0 2 2		0	0	0			
Totals		26-53	9-24	28-31	7 22 29	13 23	89	18	2	1 2	4 10	

Technical Fouls: NONE

	DUQ	NEB
Biggest lead	6 (1 <sup>st</sup> 12:37)	17 (2 <sup>nd</sup> 6:57)
Best Scoring Run	10 (2 <sup>nd</sup> 4:31)	13 (2 <sup>nd</sup> 10:22)
Lead Changes	9	
Times Tied	7	
Time with Lead	18:48	18:21

Points from	DUQ	NEB
Turnovers	3	7
Paint	34	32
Second Chance	16	8
Fast Breaks	10	8
Bench	19	27

Period by Period Scoring

1st 2nd TOT

DUQ 39 40 79

NEB 37 52 89

NO. 15 CREIGHTON 89, NEBRASKA 60



Official Basketball Box Score - Final  
Creighton at Nebraska  
12/03/23 Pinnacle Bank Arena, Lincoln  
Nebraska vs. Creighton

Game Time: 3:01 PM  
Game Duration: 1:53  
Attendance: 15,838

Officials: Paul Szek, Kelly Pfeiffer, Earl Watson

Creighton - 89

Record: 7-1

</

## 2023-24 BOXSCORES

## MINNESOTA 76, NEBRASKA 65



Official Basketball Box Score - Final  
**Nebraska at Minnesota**  
12/09/23 Wilmar Arena, Minneapolis  
2023-24 Men's Basketball

Game Time: 8:00 PM  
Game Duration: 2:06  
Attendance: 6,899

Officials: D.J. Carstensen, Terry Ogelsby, John Floyd

Nebraska - 65

Record: 7-2 (0-1)

NO. Name	Min	FG M-A	3P M-A	FT M-A	Rebounds OR DR TOT	Fouls PF FD	TP	AS	TO	ST	Blocks BS BA	+/-
51 Rienk Mast	F 30:05	2-7	0-2	0-0	2 3 5	3 0	4	3	1	1	0	-11
53 Josiah Allick	F 21:30	1-2	0-0	1-2	0 3 3	0 1	3	1	2	0	0	-7
3 Brice Williams	G 30:28	8-16	1-3	1-2	3 3 6	5 1	18	4	4	3	1	-8
10 Jamarques Lawrence	G 32:56	5-9	3-5	3-4	1 6 7	3 2	16	1	7	1	0	-10
30 Keisei Tominaga	G 24:04	0-5	0-4	4-4	0 0 0	2 1	4	0	1	0	0	-11
0 C.J. Wilcher	18:07	3-6	1-2	2-2	1 2 3	2 2	9	2	1	0	0	2
4 Juwan Gary	30:54	5-7	0-1	1-1	2 2 4	3 1	11	2	2	2	0	-4
1 Sam Holberg	08:28	0-0	0-0	0-0	0 0 0	0 0	0	2	0	0	0	-9
9 Jarron Coleman	03:25	0-1	0-1	0-0	0 0 0	2 0	0	0	0	0	0	4
31 Cale Jacobsen	00:03	0-0	0-0	0-0	0 0 0	1 0	0	0	0	0	0	-1
Team					1 3 4			0	0			
Totals		24-53	5-18	12-15	10 22 32	21 8	65	15	18	7	1 7	-11

Technical Fouls: NONE

Minnesota - 76

Record: 6-3 (1-1)

NO. Name	Min	FG M-A	3P M-A	FT M-A	Rebounds OR DR TOT	Fouls PF FD	TP	AS	TO	ST	Blocks BS BA	+/-
1 Joshua Ola-Joseph	F 22:40	6-8	1-1	2-2	5 0 5	0 1	15	2	2	0	1 0	7
3 Dawson Garcia	F 06:45	0-0	0-0	0-0	0 2 2	0 0	0	0	0	0	0	1
0 Elijah Hawkins	G 34:50	2-4	2-3	6-10	1 5 6	2 6	12	11	4	1	1 0	22
4 Braeden Carrington	G 32:23	4-10	1-4	4-5	1 4 5	3 6	13	2	2	3	1 0	7
24 Cam Christie	G 25:04	3-8	2-7	1-2	0 3 3	1 1	9	1	1	0	1 0	4
21 Pharell Payne	35:19	5-6	0-0	2-6	1 3 4	2 4	12	1	3	1	2 1	11
2 Mike Mitchell Jr.	23:28	5-14	2-8	0-0	0 0 0	1 0	12	0	2	5	0 0	0
5 Isaiah Ihnen	09:29	0-2	0-2	1-2	1 1 3	0 2	1	0	0	0	0 0	-11
23 Parker Fox	10:02	0-1	0-0	2-2	0 0 0	0 1	2	1	2	0	0 1	9
Team					3 1 4		0	0				
Totals		25-53	8-25	18-29	13 19 32	9 21	76	18	16	10	7 1	11

Technical Fouls: Mitchell Jr. 2<sup>nd</sup> 7:42

	NEB	UMN	Points from		NEB	UMN	Period by Period Scoring		
Biggest lead	17 (1 <sup>st</sup> 1:13)	11 (2 <sup>nd</sup> 0:32)	Turnovers	21	24		1st	2nd	TOT
Best Scoring Run	9 (1 <sup>st</sup> 3:37)	13 (2 <sup>nd</sup> 13:14)	Paint	32	24	NEB	39	26	65
Lead Changes			Second Chance	8	14	UMN	24	52	76
Times Tied	5		Fast Breaks	8	11				
Time with Lead	19:42	16:55	Bench	20	27				

## NEBRASKA 77, MICHIGAN STATE 70



Official Basketball Box Score - Final  
**Michigan St. at Nebraska**  
12/09/23 Frisvold Bank Arena, Lincoln  
Nebraska vs. Michigan State

Game Time: 5:37 PM  
Game Duration: 2:20  
Attendance: 14,585

Officials: Brian Dorsey, Tim Comer, Brett Smith

Michigan St. - 70

Record: 4-5 (0-2)

NO. Name	Min	FG M-A	3P M-A	FT M-A	Rebounds OR DR TOT	Fouls PF FD	TP	AS	TO	ST	Blocks BS BA	+/-
25 Malik Hall	F 33:51	7-14	1-2	7-7	2 5 7	2 4	22	3	0	1	2 0	-8
22 Mady Sissoko	C 12:59	0-0	0-0	0-0	1 2 3	2 1	0	1	0	0	0 0	-4
2 Tyson Walker	G 35:01	7-18	3-8	0-0	0 4 4	2 2	17	2	2	1	0 0	-7
3 Jaden Atkins	G 28:14	4-7	2-4	0-0	1 3 4	2 0	10	0	1	0	0 0	-7
11 A.J. Hoggard	G 27:56	5-10	1-1	1-2	1 4 5	1 2	12	3	1	2	0 3	-11
15 Carson Cooper	12:01	1-2	0-0	0-0	0 0 0	0 1	2	0	1	0	0 0	0
1 Jeremy Fears Jr.	09:58	0-2	0-0	0-0	0 0 0	0 2	0	2	3	0	0 0	3
5 Tre Holloman	19:21	1-5	1-2	0-0	0 1 1	0 1	3	2	0	0	0 0	1
55 Coen Carr	20:39	2-3	0-0	0-0	1 2 3	0 0	4	1	1	1	0 0	-2
Team					2 2 4		0	0				
Totals		27-61	8-17	8-9	8 23 31	13 11	70	14	9	5	2 4	-7

Technical Fouls: NONE

Nebraska - 77

Record: 8-2 (1-1)

NO. Name	Min	FG M-A	3P M-A	FT M-A	Rebounds OR DR TOT	Fouls PF FD	TP	AS	TO	ST	Blocks BS BA	+/-
4 Juwan Gary	F 35:59	8-11	2-4	2-3	0 3 3	2 3	20	1	1	3	2 0	10
51 Rienk Mast	F 34:25	4-9	0-2	0-0	3 11 14	3 0	8	6	3	0	1 0	8
3 Brice Williams	G 30:02	4-7	1-2	5-6	0 3 3	2 4	14	0	2	0	1 0	9
10 Jamarques Lawrence	G 25:54	1-5	0-1	0-0	0 0 3	3 2	0	2	4	2	0 0	0
30 Keisei Tominaga	G 29:48	5-12	3-7	2-2	0 0 0	1 2	15	1	0	1	0 0	4
0 C.J. Wilcher	15:00	3-5	2-4	2-2	1 1 2	2 0	10	1	0	0	0 0	-3
1 Sam Holberg	16:38	1-4	1-2	2-2	0 3 3	1 1	5	2	0	1	0 2	8
21 Matar Diop	05:35	0-0	0-0	0-0	0 0 0	0 1	0	1	0	0	0 0	-1
11 Eli Rice	06:39	1-1	1-1	0-0	0 0 0	0 0	0	3	0	0	0 0	0
Team					1 2 3		0	1				
Totals		27-54	10-23	13-15	5 26 31	11 13	77	16	9	5	4 2	7

Technical Fouls: NONE

	MSU	NEB	Points from		MSU	NEB	Period by Period Scoring		
Biggest lead	7 (1 <sup>st</sup> 12:19)	7 (2 <sup>nd</sup> 0:25)	Turnovers	4	8		1st	2nd	TOT
Best Scoring Run	7 (1 <sup>st</sup> 12:19)	8 (1 <sup>st</sup> 10:23)	Paint	28	30				
Lead Changes	15		Second Chance	8	4	MSU	34	36	70
Times Tied	6		Fast Breaks	5	8				
Time with Lead	17:33	17:55	Bench	9	18	NEB	31	46	77

## NEBRASKA 62, KANSAS STATE 46



Official Basketball Box Score - Final  
**Nebraska at Kansas St.**  
12/17/23 Bramlage Coliseum, Manhattan  
2023-24 Men's Basketball

Game Time: 2:01 PM  
Game Duration: 1:57  
Attendance: 10,206

Officials: Kipp Kissinger, Paul Selez, Marques Pettigrew

Nebraska - 62

Record: 9-2

NO. Name	Min	FG M-A	3P M-A	FT M-A	Rebounds OR DR TOT	Fouls PF FD	TP	AS	TO	ST	Blocks BS BA	+/-
4 Juwan Gary	F 30:39	6-16	1-2	0-0	11 7 18	3 0	13	1	3	0	1 2	17
51 Rienk Mast	F 36:23	8-15	3-4	0-1	4 8 12	1 2	19	3	3	0	0 3	18
3 Brice Williams	G 31:59	4-12	2-7	0-1	1 8 9	3 1	10	2	0	2	2 12	
10 Jamarques Lawrence	G 24:23	1-6	0-3	0-0	1 3 4	2 1	2	2	4	0	0 1	13
30 Keisei Tominaga	G 26:30	3-11	3-9	0-0	1 2 3	2 2	9	4	0	5	0 1	20
53 Josiah Allick	10:50	1-2	0-0	1-2	0 0 0	0 3	3	0	0	0	0 0	-3
1 Sam Holberg	25:33	1-3	1-2	0-0	0 0 3	1 0	3	2	0	2	0 0	8
0 C.J. Wilcher	08:15	0-4	0-2	0-0	1 2 3	1 1	0	0	1	0	1 0	-6
11 Eli Rice	05:28	1-3	1-2	0-0	0 0 0	1 1	1	3	0	0	0 0	1
Team					3 2 5		0	1				
Totals		25-72	11-31	1-4	22 35 57	17 11	62	14	14	7	4 9	16

Technical Fouls: NONE

Kansas St. - 46

Record: 8-3

NO. Name	Min	FG M-A	3P M-A	FT M-A	Rebounds OR DR TOT	Fouls PF FD	TP	AS	TO	ST	Blocks BS BA	+/-
1 David N'Guessan	F 30:14	2-6	0-2	0-2	3 3 6	3 2	4	0	1	3	0 1	-7
24 Arthur Kaluma	F 37:06	2-10	0-5	4-7	1 4 5	1 7	8	0	3	1	0 1	-14
13 Will McNair Jr.	C 21:23	0-5	0-1	0-0	1 5 6	1 0	0	1	1	1	4 0	-21
2 Tyler Perry	G 35:59	3-11	3-10	2-2	0 2 2	3 2	11	6	2	0	1 0	-15
5 Cam Carter	G 36:59	4-17	1-8	3-4	0 2 2	3 12	2	2	0	3	2	-22
4 Dai Dai Ames	16:48	2-5	0-2	0-1	1 0 1	0 1	4	1	3	0	0 0	-2
8 RJ Jones	04:59	0-2	0-2	0-0	0 0 0	0 0	0	1	0	0	0 0	4
23 Macaleab Rich	16:32	3-4	0-0	1-2	4 5 9	1 2	7	0	0	1	1 0	-3
Team					3 6 9		0	0				
Totals		16-60	4-30	10-18	13 27 40	11 17	46	11	12	6	9 4	-16

Technical Fouls: NONE

	NU	KState				
Biggest lead	19 (2 <sup>nd</sup> 4:22)	6 (1 <sup>st</sup> 3:12)				
Best Scoring Run	12 (2 <sup>nd</sup> 5:34)	9 (1 <sup>st</sup> 3:12)				
Lead Changes	13	2				
Times Tied	2	2				
Time with Lead	25:59	11:43				
Points from Turnovers	NU 8	KState 4				
Paint	NU 28	KState 22				
Second Chance	NU 16	KState 12				
Fast Breaks	NU 7	KState 3				
Bench	NU 9	KState 11				
			Period by Period Scoring			
				1st	2nd	TOT
			NU	31	31	62
			KState	34	12	46

## NEBRASKA 83, NORTH DAKOTA 75



Official Basketball Box Score - Final  
**North Dakota at Nebraska**  
12/20/23 Frisvold Bank Arena, Lincoln  
Nebraska vs. North Dakota

Game Time: 6:31 PM  
Game Duration: 1:55  
Attendance: 13,397

Officials: Brian McRut, Keith Patterson, Chad Barlow

North Dakota - 75

Record: 8-5

NO. Name	Min	FG M-A	3P M-A	FT M-A	Rebounds OR DR TOT	Fouls PF FD	TP	AS	TO	ST	Blocks BS BA	+/-
10 Tsotne Tsartsidze	F 25:56	1-4	1-4	0-0	4 2 6	2 1	3	1	2	0	1 0	-9
15 Brady Danielson	F 16:46	2-6	0-3	2-2	0 0 0	0 2	1	6	0	1	0 0	1
20 B.J. Omet	F 32:21	7-16	2-5	5-9	3 5 8	5 2	21	1	1	1	0 0	-8
3 Amar Kuluhovich	C 17:14	1-3	0-0	2-2	1 0 1	0 1	4	0	2	0	0 0	-13
52 Treysen Eaglestaff	G 28:56	5-14	3-10	0-0	1 2 3	1 0	13	1	1	2	0 0	-15
4 Tyreee Iherachio	28:09	8-17	5-9	1-2	1 4 5	3 1	22	2	1	2	0 0	2
1 Elijah Brooks	16:50	2-2	0-0	0-0	1 3 4	0 0	4	1	0	0	0 0	1
2 Eli King	20:31	0-5	0-1	2-2	2 2 4	3 2	2	4	2	1	0 0	-5
12 Brian Mathews	10:53	0-0	0-0	0-0	2 1 3	1 0	0	1	0	0	0 0	2
5 Deng Mayar	02:24	0-0	0-0	0-0	0 1 1	0 0	0	0	0	0	0 0	4
Team					4 3 7		0	1				
Totals		26-67	11-32	12-17	19 23 42	14 11	75	11	11	6	2 0	-8



NEBRASKA 91, SOUTH CAROLINA STATE 62



Official Basketball Box Score - Final  
South Carolina St. at Nebraska  
12/29/24 Pinnacle Bank Arena, Lincoln  
2023-24 Men's Basketball

Game Time: 6:31 PM  
Game Duration: 2:01  
Attendance: 14,987

Officials: Bret Smith, Rob Kuennen, Steve McClunkins

South Carolina St. - 62

Record: 4-11

NO. Name	Min	FG M-A	3P M-A	FT M-A	Rebounds OR DR TOT	Fouls PF FD	TP	AS	TO	ST	Blocks BS BA	+/-
1 Caleb McCarty	F 16:18	0-2	0-0	0-2	2 4 6	4 1	0	0	1	0	1 1	-30
13 Drayton Jones	F 18:46	0-3	0-0	2-4	1 1 2	3 2	2	0	0	1	0 1	-16
00 Omar Croskey	G 18:20	2-9	0-1	2-2	2 1 3	2 3	6	0	0	2	0 2	-21
12 Mitchell Taylor	G 21:21	3-7	0-0	0-0	0 3 3	3 0	6	2	4	0	0 0	-2
24 Shamar Alston	G 15:48	0-4	0-1	2-2	0 2 2	0 3	2	1	3	1	1 0	-6
2 Jordan Simpson	15:42	7-11	1-1	2-2	1 2 3	3 3	17	1	1	2	0 0	10
3 Michael Teal	20:58	4-9	2-6	1-1	1 1 2	0 2	11	0	4	1	0 0	-32
55 Davion Everett	09:48	3-6	0-1	0-0	2 6 8	1 0	6	0	2	0	0 0	-17
42 Dallas James	09:15	1-1	0-0	0-0	0 0 0	1 1	2	0	0	0	1 0	4
1 Aliba Taylor	11:40	0-6	0-1	0-0	0 0 0	1 0	0	1	1	1	0 2	-15
11 Wilson Dubinsky	21:54	0-9	0-7	0-0	0 0 0	1 1	0	2	2	1	0 1	-19
5 Raquan Brown	20:10	3-7	2-5	2-2	2 5 7	3 2	10	2	0	0	0 0	-1
Team					2 2 4	0	0	1				
Totals		23-74	5-23	11-15	13 27 40	21 18	62	9	19	9	3 7	-29

Technical Fouls:Team 2<sup>nd</sup> 9:10

Nebraska - 91

Record: 11-2

NO. Name	Min	FG M-A	3P M-A	FT M-A	Rebounds OR DR TOT	Fouls PF FD	TP	AS	TO	ST	Blocks BS BA	+/-
4 Juwan Gary	F 15:42	1-3	0-2	3-4	2 1 3	0 2	5	4	0	1	4 0	24
53 Josiah Alick	F 18:35	4-4	0-0	2-2	1 6 7	1 2	10	4	1	2	1 0	30
3 Brice Williams	G 20:08	5-10	1-4	5-5	0 7 7	2 4	16	1	3	0	2 0	27
10 Jamarques Lawrence	G 12:51	2-5	1-2	3-4	0 3 3	3 2	8	1	4	0	0 0	19
30 Keisel Tominaga	G 16:26	2-5	1-3	0-0	1 4 5	1 0	5	1	0	3	0 1	27
1 Sam Holberg	16:34	2-6	0-2	1-2	3 4 7	1 3	5	3	2	2	0 1	14
0 C.J. Wilcher	18:31	7-9	2-4	2-2	0 2 2	0 1	18	0	2	3	0 0	24
11 Eli Rice	24:18	2-8	2-6	4-6	0 2 2	4 4	10	1	0	2	0 1	5
21 Matar Diop	20:20	0-1	0-0	0-3	1 3 4	3 2	0	0	1	2	0 0	-4
9 Jarron Coleman	19:30	3-7	2-5	0-0	0 0 0	1 1	8	6	1	0	0 0	4
31 Cale Jacobsen	13:13	1-3	0-2	2-2	0 2 2	0 1	4	1	1	0	0 0	-12
24 Jeff Grace	03:52	0-0	0-0	2-2	1 0 1	0 1	2	0	0	0	0 0	-13
Team					1 6 7	0	0	0				
Totals		29-61	9-30	24-32	10 40 50	18 21	91	22	20	16	7 3	29

Technical Fouls:NONE

	SCS	NEB
Biggest lead	0 (1 <sup>st</sup> 20:00)	49 (2 <sup>nd</sup> 8:39)
Best Scoring Run	10 (2 <sup>nd</sup> 2:21)	12 (1 <sup>st</sup> 14:21)
Lead Changes	0	
Times Tied	0	
Time with Lead	00:00	39:40

Points from	SCS	NEB
Turnovers	13	19
Paint	26	34
Second Chance	9	8
Fast Breaks	12	23
Bench	46	47

Period by Period Scoring			
	1st	2nd	TOT
SCS	11	51	62
NEB	50	41	91

Shooting By Period	
1 <sup>st</sup> FG%	16-29 55.2%
3PT%	5-15 33.3%
FT%	13-20 65%
2 <sup>nd</sup> FG%	13-32 40.6%
3PT%	4-15 26.7%
FT%	11-12 91.7%
GM FG%	29-61 47.5%
3PT%	9-30 30.0%
FT%	24-32 75.0%
Dead Ball Rebounds: 3, 0	

NEBRASKA 86, INDIANA 70

Official Basketball Box Score - Final  
Indiana at Nebraska  
01/03/24 Pinnacle Bank Arena, Lincoln  
Nebraska vs. Indiana

Game Time: 8:07 PM  
Game Duration: 2:03  
Attendance: 13,446

Officials: Terry Oglesby, Keith Kithin, Kelly Pfeifer

Indiana - 70

Record: 10-4 (2-1)

NO. Name	Min	FG M-A	3P M-A	FT M-A	Rebounds OR DR TOT	Fouls PF FD	TP	AS	TO	ST	Blocks BS BA	+/-
5 Malik Reneau	F 29:25	4-9	2-3	4-4	1 5 6	2 5	14	5	4	0	0 0	1
21 Mackenzie Mgbako	F 20:28	2-8	2-4	0-0	0 1 1	3 1	6	3	1	0	0 0	-9
1 Ke'el Ware	C 33:36	9-12	0-1	2-4	4 6 10	3 2	20	2	4	2	2 0	-15
0 Xavier Johnson	G 14:31	0-3	0-0	0-0	1 1 2	3 2	0	3	4	1	0 0	-15
32 Trey Galloway	G 30:40	4-10	2-6	0-0	0 1 1	1 1	10	2	3	1	0 0	-10
2 Gabe Cupps	26:06	2-3	1-2	0-0	0 5 5	2 1	5	3	0	0	0 0	-1
10 Kaleb Banks	10:28	0-0	0-0	1-2	0 2 2	2 1	1	0	1	0	0 0	-7
4 Anthony Walker	16:59	1-2	0-0	6-8	1 0 1	1 5	8	1	2	0	0 0	-18
3 Anthony Leal	11:50	1-1	1-1	0-1	0 3 3	0 2	3	0	0	0	0 0	-7
11 C.J. Gunn	05:57	1-3	1-1	0-0	0 0 0	2 0	3	0	0	1	0 0	1
Team					2 3 5	0	0	0				
Totals		24-51	9-18	13-19	9 27 36	19 20	70	19	5	2	0	-16

Technical Fouls: NONE

Nebraska - 86

Record: 12-2 (2-1)

NO. Name	Min	FG M-A	3P M-A	FT M-A	Rebounds OR DR TOT	Fouls PF FD	TP	AS	TO	ST	Blocks BS BA	+/-
4 Juwan Gary	F 20:32	2-7	0-2	0-0	2 0 2	4 0	4	2	0	1	0 1	7
51 Rienk Mast	F 29:47	3-10	0-3	3-4	0 3 3	3 2	9	3	2	1	0 1	17
3 Brice Williams	G 23:32	5-10	3-4	2-3	3 3 6	2 3	15	1	3	4	0 0	7
10 Jamarques Lawrence	G 30:36	4-8	2-6	2-2	0 3 3	3 3	12	3	1	4	0 0	19
30 Keisel Tominaga	G 26:46	9-15	4-10	6-7	0 1 1	1 4	28	1	0	0	0 0	13
53 Josiah Alick	28:43	0-0	0-0	2-5	1 7 8	3 5	2	2	1	2	0 0	7
1 Sam Holberg	22:53	1-3	0-1	3-3	0 0 0	3 1	5	4	1	1	0 0	4
0 C.J. Wilcher	13:45	3-6	3-6	2-2	1 1 2	1 1	11	0	0	2	0 0	2
11 Eli Rice	03:26	0-0	0-0	0-0	0 1 1	0 0	0	0	0	0	0 0	4
Team					2 1 3	0	0	0				
Totals		27-59	12-32	20-26	9 20 29	19 19	86	16	8	15	0 2	16

Technical Fouls: NONE

	IND	NEB
Biggest lead	5 (1 <sup>st</sup> 17:27)	22 (2 <sup>nd</sup> 6:23)
Best Scoring Run	6 (2 <sup>nd</sup> 4:04)	9 (2 <sup>nd</sup> 6:59)
Lead Changes	3	
Times Tied	5	
Time with Lead	03:50	33:32

Second Chance	10	11
Fast Breaks	1	10
Bench	20	18

Shooting By Period	
1 <sup>st</sup> FG%	13-27 48.1%
3PT%	4-16 25.0%
FT%	11-15 73.3%
2 <sup>nd</sup> FG%	14-32 43.8%
3PT%	9-16 50.0%
FT%	8-11 72.7%
GM FG%	27-59 45.8%
3PT%	12-32 37.5%
FT%	20-26 76.9%
Dead Ball Rebounds: 2, 0	

NO. 21 WISCONSIN 88, NEBRASKA 72



Official Basketball Box Score - Final  
Nebraska at Wisconsin  
01/06/24 Kohl Center, Madison  
2023-24 Men's Basketball

Game Time: 1:15 PM  
Game Duration: 1:52  
Attendance: 10,055

Officials: D.J. Carstensen, Earl Walton, Courtney Green

Nebraska - 72

Record: 12-3 (2-2)

NO. Name	Min	FG M-A	3P M-A	FT M-A	Rebounds OR DR TOT	Fouls PF FD	TP	AS	TO	ST	Blocks BS BA	+/-
4 Juwan Gary	F 17:50	4-5	0-1	0-0	0 0 0	4 0	8	0	0	0	1 0	-11
51 Rienk Mast	F 32:06	6-14	2-7	2-4	1 5 6	1 5	16	2	0	1	1 0	-17
3 Brice Williams	G 31:48	3-9	1-3	3-3	0 4 4	1 3	10	6	1	0	0 0	-10
10 Jamarques Lawrence	G 16:35	1-3	1-2	0-0	0 2 2	3 0	3	0	3	1	0 0	-15
30 Keisel Tominaga	G 31:51	7-10	3-6	0-0	0 0 0	1 1	17	2	2	0	0 0	-8
1 Sam Holberg	19:52	1-4	1-2	2-2	0 6 6	2 2	5	2	0	1	0 0	-4
53 Josiah Alick	22:30	1-3	1-1	1-2	3 5 8	1 5	4	2	2	0	0 0	-14
0 C.J. Wilcher	16:33	2-4	2-3	0-0	0 1 1	2 0	6	0	3	1	1 0	-11
11 Eli Rice	08:25	1-1	1-1	0-0	0 1 1	1 0	3	0	3	1	0 0	0
21 Matar Diop	01:15	0-0	0-0	0-0	0 0 0	0 0	0	0	0	0	0 0	5
31 Cale Jacobsen	01:15	0-0	0-0	0-0	0 0 0	0 0	0	0	1	0	0 0	5
Team					0 1 1	0	0	0				
Totals		26-53	12-26	8-11	3 23 26	16 13	72	16	12	4	4 0	-16

Technical Fouls:NONE

Wisconsin - 88

Record: 11-3 (3-0)

NO. Name	Min	M-A	M-A	M-A	OR	DR	TOT	PF	FD	TP	AS	TO	ST	BS	BA	+/-
5 Tyler Wahl	F 31:02	6-10	1-1	4-6	4	4	8	2	5	17	4	1	1	0	2	23
22 Steven Crowl	F 30:08	4-5	1-2	0-0	1	6	7	1	1	9	4	1	0	0	0	10
2 AJ Storr	G 19:59	3-8	1-3	3-5	2	3	5	1	3	10	3	2	1	0	0	7
11 Max Klemit	G 25:27	1-2	1-2	0-0	0	3	3	2	2	3	0	1	0	0	0	5
23 Chucky Hepburn	G 32:51	5-8	3-5	0-0	0	2	2	1	0	13	6	1	3	1	0	10
14 Carter Gilmore	06:52	1-1	0-0	0-0	0	0	0	1	0	2	1	0	0	0	0	-4
25 John Blackwell	18:46	5-8	1-2	1-1	0	3	3	0	1	12	0	2	0	0	0	14
3 Connor Essogian	12:27	4-9	0-0	0	1	1	0	2	12	0	0	0	0	0	0	14
4 Kamari McGee	05:54	2-2	1-1	0-0	0	1	1	2	0	5	0	0	1	0	0	11
31 Nolan Lindsey	08:37	2-5	0-2	1-1	0	0	1	2	2	5	0	0	0	0	0	11
10 Isaac Lindsey	02:06	0-1	0-1	0-0	0	0	0	0	0	0	0	0	0	0	0	-3
15 Markus Ilver	02:06	0-0	0-0	0-0	0	0	0	0	0	0	0	0	0	0	0	-3
12 Luke Haertle	01:15	0-1	0-0	0-0	0	0	0	0	0	0	0	0	0	0	0	-5
15 Isaac Gard	01:15	0-0	0-0	0-0	0	0	0	1	0	0	0	0	0	0	0	-5
21 Chris Hodges	01:15	0-0	0-0	0-0	0	0	0	0	0	0	0	0	0	0	0	-5
Team					0	1	1	0	0	0	0	0				
Totals		33-60	13-26	9-13	7	25	32	13	16	88	18	8	0	0	4	16



## 2023-24 Nebraska Men's Basketball Combined Team Statistics In Conference games

Page 1/1  
as of Jan 10, 2024

### Game Records

Record	Overall	Home	Away	Neutral
ALL GAMES	3-2	3-0	0-2	0-0
CONFERENCE	3-2	3-0	0-2	0-0
NON-CONFERENCE	0-0	0-0	0-0	0-0

### Score by Periods

Team	1st	2nd	OT	TOT
Nebraska	190	198	0	388
Opponents	172	204	0	376

### Team Box Score

No.	Player				Total		3-Point		F-Throw		Rebounds													
		GP-GS	MIN	AVG	FG-FGA	FG%	3FG-3FGA	3FG%	FT-FTA	FT%	OFF	DEF	TOT	AVG	PF	DQ	A	TO	BLK	STL	PTS	AVG		
30	TOMINAGA, Keisei	5-5	144:42	28.9	26-54	.481	15-36	.417	16-17	.941	0	2	2	0.4	6	0	8	5	0	2	83	16.6		
3	WILLIAMS, Brice	5-5	145:29	29.1	22-48	.458	7-13	.538	15-18	.833	6	24	30	6.0	13	1	20	12	4	9	66	13.2		
51	MAST, Rienk	5-5	158:42	31.7	23-57	.404	4-19	.211	5-8	.625	7	25	32	6.4	11	0	17	7	2	4	55	11.0		
4	GARY, Juwan	5-4	138:28	27.7	23-38	.605	3-9	.333	6-10	.600	7	7	14	2.8	15	0	6	4	4	8	55	11.0		
0	WILCHER, C.J.	5-0	82:47	16.6	15-26	.577	11-19	.579	11-11	1.000	3	5	8	1.6	6	0	3	4	1	3	52	10.4		
10	LAWRENCE, Jamarques	5-5	124:24	24.9	11-27	.407	6-14	.429	5-6	.833	1	18	19	3.8	14	0	9	14	0	6	33	6.6		
1	HOIBERG, Sam	5-0	91:45	18.4	7-16	.438	3-7	.429	7-7	1.000	0	11	11	2.2	8	0	13	2	1	5	24	4.8		
53	ALLICK, Josiah	4-1	83:39	20.9	4-7	.571	2-2	1.000	4-9	.444	3	13	16	4.0	8	0	6	6	0	2	14	3.5		
11	RICE, Eli	3-0	18:30	6.2	2-2	1.000	2-2	1.000	0-0	.000	0	2	2	0.7	1	0	1	0	0	1	6	2.0		
9	COLEMAN, Jarron	1-0	03:25	3.4	0-1	.000	0-1	.000	0-0	.000	0	0	0	0.0	2	0	0	0	0	0	0	0.0		
21	DIOP, Matar	2-0	06:50	3.4	0-0	.000	0-0	.000	0-0	.000	0	0	0	0.0	0	0	1	0	0	0	0	0.0		
31	JACOBSEN, Cale	2-0	01:18	0.7	0-0	.000	0-0	.000	0-0	.000	0	0	0	0.0	1	0	1	0	0	0	0	0.0		
Team											5	9	14					2						
Total		5	1000		133-276	.482	53-122	.434	69-86	.802	32	116	148	29.6	85	1	85	56	12	40	388	77.6		
Opponents		5	1000		133-282	.472	51-119	.429	59-85	.694	48	117	165	33.0	70	0	86	66	13	27	376	75.2		

### Team Statistics

	NEBR	OPP
<b>Scoring</b>		
Points per game	388	376
Scoring margin	77.6	75.2
	+2.4	-
<b>Field goals-att</b>		
Field goal pct	133-276	133-282
	.482	.472
<b>3 point fg-att</b>		
3-point FG pct	53-122	51-119
	.434	.429
3-pt FG made per game	10.6	10.2
<b>Free throws-att</b>		
Free throw pct	69-86	59-85
	.802	.694
F-Throws made per game	13.8	11.8
<b>Rebounds</b>		
Rebounds per game	148	165
Rebounding margin	29.6	33.0
	-3.4	-
<b>Assists</b>		
Assists per game	85	86
	17.0	17.2
<b>Turnovers</b>		
Turnovers per game	56	66
Turnover margin	11.2	13.2
	+2.0	-
Assist/turnover ratio	1.5	1.3
<b>Steals</b>		
Steals per game	40	27
	8.0	5.4
<b>Blocks</b>		
Blocks per game	12	13
	2.4	2.6
<b>Winning streak</b>		
Home win streak	1	-
	3	-
<b>Attendance</b>		
Home games-Avg/Game	42137	21954
	3-14046	2-10977
Neutral site-Avg/Game	-	0-0

### Team Results

Date	Opponent		Score	Att.
12/06/2023	at Minnesota	L	65-76	6899
12/10/2023	Michigan St.	W	77-70	14585
01/03/2024	Indiana	W	86-70	13446
01/06/2024	at Wisconsin	L	72-88	15055
01/09/2024	Purdue	W	88-72	14106



# 2023-24 Nebraska Men's Basketball Combined Team Statistics All games

Page 1/1  
as of Jan 10, 2024

## Game Records

Record	Overall	Home	Away	Neutral
ALL GAMES	13-3	11-1	1-2	1-0
CONFERENCE	3-2	3-0	0-2	0-0
NON-CONFERENCE	10-1	8-1	1-0	1-0

## Score by Periods

Team	1st	2nd	OT	TOT
Nebraska	634	621	0	1255
Opponents	516	565	0	1081

## Team Box Score

No.	Player				Total		3-Point		F-Throw		Rebounds												
		GP-GS	MIN	AVG	FG-FGA	FG%	3FG-3FGA	3FG%	FT-FTA	FT%	OFF	DEF	TOT	AVG	PF	DQ	A	TO	BLK	STL	PTS	AVG	
30	TOMINAGA, Keisei	14-14	354:40	25.3	67-144	.465	33-88	.375	37-43	.860	3	24	27	1.9	14	0	18	11	0	15	204	14.6	
51	MAST, Rienk	14-14	416:46	29.8	69-154	.448	16-51	.314	32-39	.821	35	87	122	8.7	25	0	41	21	3	4	186	13.3	
3	WILLIAMS, Brice	16-16	434:13	27.1	68-156	.436	23-60	.383	53-60	.883	19	71	90	5.6	35	1	45	27	13	14	212	13.3	
4	GARY, Juwan	13-7	334:07	25.7	61-115	.530	14-39	.359	21-32	.656	35	41	76	5.8	25	0	18	9	12	17	157	12.1	
0	WILCHER, C.J.	16-2	267:41	16.7	45-88	.511	25-57	.439	19-21	.905	10	19	29	1.8	16	0	12	11	5	9	134	8.4	
53	ALLICK, Josiah	15-11	348:31	23.2	30-60	.500	4-12	.333	31-46	.674	28	48	76	5.1	21	0	21	20	4	10	95	6.3	
10	LAWRENCE, Jamarques	16-16	393:54	24.6	33-95	.347	14-50	.280	18-25	.720	7	52	59	3.7	34	0	40	35	0	13	98	6.1	
1	HOIBERG, Sam	16-0	293:17	18.3	24-56	.429	11-28	.393	13-19	.684	8	34	42	2.6	29	0	26	12	3	16	72	4.5	
11	RICE, Eli	12-0	108:40	9.1	12-31	.387	9-22	.409	13-20	.650	2	12	14	1.2	10	0	4	2	2	3	46	3.8	
9	COLEMAN, Jarron	10-0	137:44	13.8	8-34	.235	4-21	.190	7-11	.636	1	19	20	2.0	11	0	26	17	1	3	27	2.7	
24	GRACE, Jeff	6-0	14:03	2.3	2-3	.667	0-0	.000	2-3	.667	2	0	2	0.3	0	0	1	0	0	0	6	1.0	
31	JACOBSEN, Cale	9-0	38:51	4.3	3-6	.500	0-2	.000	3-6	.500	0	3	3	0.3	4	0	4	2	0	1	9	1.0	
21	DIOP, Matar	9-0	51:13	5.7	2-5	.400	0-1	.000	3-9	.333	2	8	10	1.1	9	0	3	5	2	2	7	0.8	
35	BURT, Henry	4-0	06:19	1.6	1-1	1.000	0-0	.000	0-2	.000	0	2	2	0.5	0	0	0	0	0	0	2	0.5	
Team											24	34	58					4					
Total		16	3200		425-948	.448	153-431	.355	252-336	.750	176	454	630	39.4	233	1	259	176	45	107	1255	78.4	
Opponents		16	3200		389-992	.392	128-408	.314	175-243	.720	185	390	575	35.9	276	6	188	193	55	98	1081	67.6	

## Team Statistics

	NEBR	OPP
<b>Scoring</b>		
Points per game	78.4	67.6
Scoring margin	+10.9	-
<b>Field goals-att</b>		
Field goal pct	.448	.392
<b>3 point fg-att</b>		
3-point FG pct	.355	.314
3-pt FG made per game	9.6	8.0
<b>Free throws-att</b>		
Free throw pct	.750	.720
F-Throws made per game	15.8	10.9
<b>Rebounds</b>		
Rebounds per game	39.4	35.9
Rebounding margin	+3.4	-
<b>Assists</b>		
Assists per game	16.2	11.8
<b>Turnovers</b>		
Turnovers per game	11.0	12.1
Turnover margin	+1.1	-
Assist/turnover ratio	1.5	1.0
<b>Steals</b>		
Steals per game	6.7	6.1
<b>Blocks</b>		
Blocks per game	2.8	3.4
<b>Winning streak</b>		
Home win streak	1	-
	5	-
<b>Attendance</b>		
Home games-Avg/Game	12-14107	3-10720
Neutral site-Avg/Game	-	1-2938

## Team Results

Date	Opponent		Score	Att.
11/06/2023	Lindenwood	W	84-52	13478
11/09/2023	Florida A&M	W	81-54	13766
11/13/2023	Rider	W	64-50	13478
11/15/2023	Stony Brook	W	84-63	13614
11/18/2023	vs Oregon St.	W	84-63	2938
11/22/2023	Duquesne	W	89-79	14426
11/26/2023	Cal St. Fullerton	W	85-72	14171
12/03/2023	Creighton	L	60-89	15838
12/06/2023	at Minnesota	L	65-76	6899
12/10/2023	Michigan St.	W	77-70	14585
12/17/2023	at Kansas St.	W	62-46	10206
12/20/2023	North Dakota	W	83-75	13387
12/29/2023	South Carolina St.	W	91-62	14987
01/03/2024	Indiana	W	86-70	13446
01/06/2024	at Wisconsin	L	72-88	15055
01/09/2024	Purdue	W	88-72	14106