

NCAA Gymnastics Score Sheet

Teams: Home University of Nebraska-Lincoln Visitor University of North Carolina at Chapel H
 Date Jan 12-13, 2024 Place Maverik Center Attendance 0

Name		1	2	3	4	nd	AVE	Name		1	2	3	4	nd	AVE
V A U L T	1 Kinsey Davis 706	9.85	9.80				9.825	1 Isabelle Schaefer 814	9.60	9.65					9.625
	2 Ayzhia Hall 710	9.80	9.85				9.825	2 Gwen Fink 802	9.75	9.70					9.725
	3 Lucy Stanhope 720	9.70	9.65				9.675	3 Julia Knower 807	9.85	9.80					9.825
	4 Martina Comin 705	9.85	9.85				9.850	4 Kaya Forbes 803	9.35	9.35					9.350
	5 Csenge Bacskay 701	9.85	9.80				9.825	5 Lali Dekanoidze 801	9.80	9.85					9.825
	6 Emma Spence 719	9.45	9.55				9.500	6 Paige Prejean 812	9.75	9.75					9.750

Vault Score: 49.000 Running Score: 49.000 Vault Score: 48.750 Running Score: 48.750

B A R S	1 Genesis Gibson 709	9.40	9.60				9.500	1 Jessica Naranjo 810	9.60	9.70					9.650
	2 Emma Simpton 718	9.90	9.80				9.850	2 Julia Knower 807	9.70	9.70					9.700
	3 Whitney Jencks 712	9.75	9.85				9.800	3 Gwen Fink 802	9.80	9.75					9.775
	4 Clara Colombo 704	9.50	9.70				9.600	4 Isabelle Schaefer 814	9.95	9.90					9.925
	5 Emma Spence 719	9.80	9.80				9.800	5 Lali Dekanoidze 801	9.90	9.90					9.900
	6 Kinsey Davis 706	9.95	10.00				9.975	6 Kaya Forbes 803	9.60	9.35					9.475

Bars Score: 49.025 Running Score: 98.025 Bars Score: 48.950 Running Score: 97.700

B E A M	1 Isabel Sikon 717	9.75	9.85				9.800	1 Jessica Naranjo 810	9.80	9.65					9.725
	2 Lucy Stanhope 720	9.30	9.15				9.225	2 Camryn Rueda 813	9.35	9.60					9.475
	3 Ayzhia Hall 710	9.85	9.75				9.800	3 Hallie Thompson 818	9.70	9.60					9.650
	4 Emma Simpton 718	8.40	8.90				8.650	4 Gwen Fink 802	9.80	9.80					9.800
	5 Emma Spence 719	9.80	9.75				9.775	5 Julia Knower 807	9.60	9.75					9.675
	6 Sophia McClelland 714	9.90	9.90				9.900	6 Taylor Schulze 815	9.75	9.75					9.750

Beam Score: 48.500 Running Score: 146.525 Beam Score: 48.600 Running Score: 146.300

F L O O R	1 Csenge Bacskay 701	9.90	9.90				9.900	1 Amy Wozniak 819	9.75	9.70					9.725
	2 Lucy Stanhope 720	9.85	9.80				9.825	2 Bella Miller 809	9.80	9.85					9.825
	3 Halle Rourke 715	8.90	9.15			-0.1	8.925	3 Camryn Rueda 813	9.70	9.60				-0.1	9.550
	4 Martina Comin 705	9.90	9.95				9.925	4 Kaya Forbes 803	9.75	9.85					9.800
	5 Sophia McClelland 714	9.85	9.90				9.875	5 Julia Knower 807	9.85	9.75					9.800
	6 Emma Spence 719	9.85	9.80				9.825	6 Gwen Fink 802	9.75	9.65					9.700

Floor Score: 49.350 Running Score: 195.875 Floor Score: 48.850 Running Score: 195.150

Final Team Score: 195.875

Final Team Score: 195.150

All-Arounders

All-Arounders

V T U B B B F X A A	Spence							Fink	Knower						
	9.500							9.725	9.825						
	9.800							9.775	9.700						
	9.775							9.800	9.675						
	9.825							9.700	9.800						
	38.900							39.000	39.000						

Judge's Signatures: VT [Signature] UB [Signature] BB [Signature] FX [Signature]
Jan Harrison (N) Gay Craver (N) Priscilla Hickey (B) Linda Fenton (N)
 * Head Judge: VT [Signature] UB [Signature] BB [Signature] FX [Signature]
Tracy Todd (N) Natalie Walker (N) Jackie Fink (N) Karli Edger (N)
 Coach's Signature: [Signature] Coach's Signature: [Signature]

NCAA Gymnastics Score Sheet

Teams: Home Boise State University Visitor University of Arizona

Date Jan 12-13, 2024 Place Maverik Center Attendance 0

Name		1	2	3	4	nd	AVE	Name		1	2	3	4	nd	AVE
V A U L T	1 Sydney Kho 305	9.65	9.70				9.675	1	Caroline Herry 110	9.70	9.65				9.675
	2 Elaina McGovern 311	9.70	9.65				9.675	2	Emma Strom 120	9.75	9.75				9.750
	3 Adriana Popp 315	9.85	9.85				9.850	3	Alysen Fears 106	9.80	9.85				9.825
	4 Alyssa Vulaj 318	9.80	9.90				9.850	4	Malia Hargrove 108	9.90	9.90				9.900
	5 Emily Lopez 308	9.65	9.65				9.650	5	Abigayle Martin 114	9.75	9.75				9.750
	6 Courtney Blackson 301	9.60	9.75				9.675	6	Ainsley Greever 107	9.80	9.75				9.775

Vault Score: 48.725 Running Score: 48.725 Vault Score: 49.000 Running Score: 49.000

B A R S	1 Mahleea Werline 319	9.80	9.85				9.825	1	Emily Mueller 116	9.80	9.80				9.800
	2 Elaina McGovern 311	9.50	9.65				9.575	2	Malia Hargrove 108	9.80	9.80				9.800
	3 Ky lee Hamby 304	9.80	9.85				9.825	3	Abigayle Martin 114	9.80	9.85				9.825
	4 Victoria Smirnov 317	9.90	9.80				9.850	4	Bailey McCabe 115	9.75	9.85				9.800
	5 Courtney Blackson 301	9.80	9.85				9.825	5	Sophie Derr 105	9.70	9.75				9.725
	6 Emily Lopez 308	9.90	9.90				9.900	6	Alysen Fears 106	9.85	9.80				9.825

Bars Score: 49.225 Running Score: 97.950 Bars Score: 49.050 Running Score: 98.050

B E A M	1 Alyssa Vulaj 318	9.85	9.80				9.825	1	Caroline Herry 110	9.90	9.85				9.875
	2 Sydney Kho 305	9.70	9.65				9.675	2	Emily Mueller 116	9.75	9.80				9.775
	3 Emma Loyim 309	9.75	9.70				9.725	3	Malia Hargrove 108	9.15	8.75				8.950
	4 Emily Lopez 308	9.80	9.75				9.775	4	Elena Deets 104	9.75	9.85				9.800
	5 Adriana Popp 315	9.90	9.85				9.875	5	Abigayle Martin 114	9.85	9.80				9.825
	6 Sydney Leitch 307	9.40	9.50				9.450	6	Alysen Fears 106	9.70	9.80				9.750

Beam Score: 48.875 Running Score: 146.825 Beam Score: 49.025 Running Score: 147.075

F L O O R	1 Alyssa Vulaj 318	9.85	9.85				9.850	1	Elena Deets 104	9.80	9.85				9.825
	2 Sydney Leitch 307	9.85	9.80				9.825	2	Alysen Fears 106	9.90	9.80				9.850
	3 Elaina McGovern 311	9.85	9.85				9.850	3	Emma Strom 120	9.85	9.80				9.825
	4 Emma Loyim 309	9.95	9.95				9.950	4	Emily Mueller 116	9.90	9.95				9.925
	5 Blake Pascal 314	9.85	9.90				9.875	5	Caroline Herry 110	9.90	9.90				9.900
	6 Courtney Blackson 301	9.90	9.90				9.900	6	Malia Hargrove 108	9.90	9.90				9.900

Floor Score: 49.425 Running Score: 196.250 Floor Score: 49.400 Running Score: 196.475

Final Team Score: 196.250

Final Team Score: 196.475

All-Arounders

All-Arounders

VT								Fears	Hargrove					
UB								9.825	9.900					
BB								9.825	9.800					
FX								9.750	8.950					
AA								9.850	9.900					
								39.250	38.550					

Judge's Signatures: *VT [Signature] *UB [Signature] *BB [Signature] *FX [Signature]
John Harrison (N) Glys Craver (N) Priscilla Hickey (B) Linda Felton (N)

* Head Judge: VT [Signature] UB [Signature] BB [Signature] FX [Signature]
John Feller (N) Nanda Walker (N) Jackie Rain (N) Kiri Eder (N)

Coach's Signature: [Signature] Coach's Signature: [Signature]





Sprouts Collegiate Quad

Team Results

Jan 12-13, 2024

Page: 1
Printed: 1/12/2024 9:02 PM

Women / 10
Session: 1

Rank	Gym	Team	Score				
1	Arizona	X	196.475	49.000 1T	49.050 2	49.025 1	49.400 2
2	Boise State	X	196.250	48.725 4	49.225 1	48.875 2	49.425 1
3	Nebraska	X	195.875	49.000 1T	49.025 3	48.500 4	49.350 3
4	North Carolina	X	195.150	48.750 3	48.950 4	48.600 3	48.850 4

Sprouts Collegiate Quad

Event Results - BARS

Jan 12-13, 2024

Page: 1
Printed: 1/12/2024 9:02 PM

Women / 10

Session: 1



Rank	Num	Name	Gym	Start	Score	Out
1	706	Kinsey Davis	Nebraska	—.—	9.975	0.000
2	814	Isabelle Schaefer	North Carolina	—.—	9.925	0.050
3T	308	Emily Lopez	Boise State	—.—	9.900	0.075
3T	801	Lali Dekanoidze	North Carolina	—.—	9.900	0.075
5T	718	Emma Simpton	Nebraska	—.—	9.850	0.125
5T	317	Victoria Smirnov	Boise State	—.—	9.850	0.125
7T	106	Alysen Fears	Arizona	—.—	9.825	0.150
7*	301	Courtney Blackson	Boise State	—.—	9.825	0.150
7*	114	Abigayle Martin	Arizona	—.—	9.825	0.150
7*	319	Mahleea Werline	Boise State	—.—	9.825	0.150
7*	304	Kylee Hamby	Boise State	—.—	9.825	0.150
12T	719	Emma Spence	Nebraska	—.—	9.800	0.175
12T	108	Malia Hargrove	Arizona	—.—	9.800	0.175
12T	116	Emily Mueller	Arizona	—.—	9.800	0.175
12*	712	Whitney Jencks	Nebraska	—.—	9.800	0.175
12*	115	Bailey McCabe	Arizona	—.—	9.800	0.175
17	802	Gwen Fink	North Carolina	—.—	9.775	0.200
18	105	Sophie Derr	Arizona	—.—	9.725	0.250
19	807	Julia Knower	North Carolina	—.—	9.700	0.275
20	810	Jessica Naranjo	North Carolina	—.—	9.650	0.325
21	704	Clara Colombo	Nebraska	—.—	9.600	0.375
22	311	Elaina McGovern	Boise State	—.—	9.575	0.400
23	709	Genesis Gibson	Nebraska	—.—	9.500	0.475
24	803	Kaya Forbes	North Carolina	—.—	9.475	0.500

Sprouts Collegiate Quad

Event Results - FLOOR

Jan 12-13, 2024

Page: 1
Printed: 1/12/2024 9:02 PM

Women / 10

Session: 1



Rank	Num	Name	Gym	Start	Score	Out
1	309	Emma Loyim	Boise State	___	9.950	0.000
2T	116	Emily Mueller	Arizona	___	9.925	0.025
2T	705	Martina Comin	Nebraska	___	9.925	0.025
4T	108	Malia Hargrove	Arizona	___	9.900	0.050
4T	110	Caroline Herry	Arizona	___	9.900	0.050
4T	301	Courtney Blackson	Boise State	___	9.900	0.050
4T	701	Csenge Bacskay	Nebraska	___	9.900	0.050
8T	714	Sophia McClelland	Nebraska	___	9.875	0.075
8T	314	Blake Pascal	Boise State	___	9.875	0.075
10T	106	Alysen Fears	Arizona	___	9.850	0.100
10T	318	Alyssa Vulaj	Boise State	___	9.850	0.100
10T	311	Elaina McGovern	Boise State	___	9.850	0.100
13T	719	Emma Spence	Nebraska	___	9.825	0.125
13T	720	Lucy Stanhope	Nebraska	___	9.825	0.125
13T	104	Elena Deets	Arizona	___	9.825	0.125
13T	120	Emma Strom	Arizona	___	9.825	0.125
13T	307	Sydney Leitch	Boise State	___	9.825	0.125
13T	809	Bella Miller	North Carolina	___	9.825	0.125
19T	807	Julia Knower	North Carolina	___	9.800	0.150
19T	803	Kaya Forbes	North Carolina	___	9.800	0.150
21	819	Amy Wozniak	North Carolina	___	9.725	0.225
22	802	Gwen Fink	North Carolina	___	9.700	0.250
23	813	Camryn Rueda	North Carolina	___	9.550	0.400
24	715	Halle Rourke	Nebraska	___	8.925	1.025

NCAA Gymnastics Score Sheet

Teams: Home Boise State University Visitor University of Arizona

Date Jan 12-13, 2024 Place Maverik Center Attendance 0

Name		1	2	3	4	nd	AVE	Name		1	2	3	4	nd	AVE
V A U L T	1 Sydney Kho 305	9.65	9.70				9.675	1	Caroline Herry 110	9.70	9.65				9.675
	2 Elaina McGovern 311	9.70	9.65				9.675	2	Emma Strom 120	9.75	9.75				9.750
	3 Adriana Popp 315	9.85	9.85				9.850	3	Alysen Fears 106	9.80	9.85				9.825
	4 Alyssa Vulaj 318	9.80	9.90				9.850	4	Malia Hargrove 108	9.90	9.90				9.900
	5 Emily Lopez 308	9.65	9.65				9.650	5	Abigayle Martin 114	9.75	9.75				9.750
	6 Courtney Blackson 301	9.60	9.75				9.675	6	Ainsley Greever 107	9.80	9.75				9.775

Vault Score: 48.725 Running Score: 48.725 Vault Score: 49.000 Running Score: 49.000

B A R S	1 Mahleea Werline 319	9.80	9.85				9.825	1	Emily Mueller 116	9.80	9.80				9.800
	2 Elaina McGovern 311	9.50	9.65				9.575	2	Malia Hargrove 108	9.80	9.80				9.800
	3 Kylee Hamby 304	9.80	9.85				9.825	3	Abigayle Martin 114	9.80	9.85				9.825
	4 Victoria Smirnov 317	9.90	9.80				9.850	4	Bailey McCabe 115	9.75	9.85				9.800
	5 Courtney Blackson 301	9.80	9.85				9.825	5	Sophie Derr 105	9.70	9.75				9.725
	6 Emily Lopez 308	9.90	9.90				9.900	6	Alysen Fears 106	9.85	9.80				9.825

Bars Score: 49.225 Running Score: 97.950 Bars Score: 49.050 Running Score: 98.050

B E A M	1 Alyssa Vulaj 318	9.85	9.80				9.825	1	Caroline Herry 110	9.90	9.85				9.875
	2 Sydney Kho 305	9.70	9.65				9.675	2	Emily Mueller 116	9.75	9.80				9.775
	3 Emma Loyim 309	9.75	9.70				9.725	3	Malia Hargrove 108	9.15	8.75				8.950
	4 Emily Lopez 308	9.80	9.75				9.775	4	Elena Deets 104	9.75	9.85				9.800
	5 Adriana Popp 315	9.90	9.85				9.875	5	Abigayle Martin 114	9.85	9.80				9.825
	6 Sydney Leitch 307	9.40	9.50				9.450	6	Alysen Fears 106	9.70	9.80				9.750

Beam Score: 48.875 Running Score: 146.825 Beam Score: 49.025 Running Score: 147.075

F L O O R	1 Alyssa Vulaj 318	9.85	9.85				9.850	1	Elena Deets 104	9.80	9.85				9.825
	2 Sydney Leitch 307	9.85	9.80				9.825	2	Alysen Fears 106	9.90	9.80				9.850
	3 Elaina McGovern 311	9.85	9.85				9.850	3	Emma Strom 120	9.85	9.80				9.825
	4 Emma Loyim 309	9.95	9.95				9.950	4	Emily Mueller 116	9.90	9.95				9.925
	5 Blake Pascal 314	9.85	9.90				9.875	5	Caroline Herry 110	9.90	9.90				9.900
	6 Courtney Blackson 301	9.90	9.90				9.900	6	Malia Hargrove 108	9.90	9.90				9.900

Floor Score: 49.425 Running Score: 196.250 Floor Score: 49.400 Running Score: 196.475

Final Team Score: 196.250

Final Team Score: 196.475

All-Arounders

All-Arounders

V T U B B B F X A A															
								Fears	Hargrove						
								9.825	9.900						
								9.825	9.800						
								9.750	8.950						
								9.850	9.900						
							39.250	38.550							

Judge's Signatures *VT Jan Harrison (N) *UB Gayl Craver (N) *BB Priscilla Hickey (B) *FX Linda Fenlon (N)

* Head Judge VT Tia Tedder (N) UB Nanette Walker (N) BB Jackie Fain (N) FX Karin Ederer (N)

Coach's Signature _____ Coach's Signature _____





Sprouts Collegiate Quad

Team Results

Jan 12-13, 2024

Page: 1
Printed: 1/12/2024 9:02 PM

Women / 10
Session: 1

Rank	Gym	Team	Score				
1	Arizona	X	196.475	49.000 1T	49.050 2	49.025 1	49.400 2
2	Boise State	X	196.250	48.725 4	49.225 1	48.875 2	49.425 1
3	Nebraska	X	195.875	49.000 1T	49.025 3	48.500 4	49.350 3
4	North Carolina	X	195.150	48.750 3	48.950 4	48.600 3	48.850 4

Sprouts Collegiate Quad

Event Results - BARS

Jan 12-13, 2024

Page: 1
Printed: 1/12/2024 9:02 PM

Women / 10

Session: 1



Rank	Num	Name	Gym	Start	Score	Out
1	706	Kinsey Davis	Nebraska	—.—	9.975	0.000
2	814	Isabelle Schaefer	North Carolina	—.—	9.925	0.050
3T	308	Emily Lopez	Boise State	—.—	9.900	0.075
3T	801	Lali Dekanoidze	North Carolina	—.—	9.900	0.075
5T	718	Emma Simpton	Nebraska	—.—	9.850	0.125
5T	317	Victoria Smirnov	Boise State	—.—	9.850	0.125
7T	106	Alysen Fears	Arizona	—.—	9.825	0.150
7*	301	Courtney Blackson	Boise State	—.—	9.825	0.150
7*	114	Abigayle Martin	Arizona	—.—	9.825	0.150
7*	319	Mahleea Werline	Boise State	—.—	9.825	0.150
7*	304	Kylee Hamby	Boise State	—.—	9.825	0.150
12T	719	Emma Spence	Nebraska	—.—	9.800	0.175
12T	108	Malia Hargrove	Arizona	—.—	9.800	0.175
12T	116	Emily Mueller	Arizona	—.—	9.800	0.175
12*	712	Whitney Jencks	Nebraska	—.—	9.800	0.175
12*	115	Bailey McCabe	Arizona	—.—	9.800	0.175
17	802	Gwen Fink	North Carolina	—.—	9.775	0.200
18	105	Sophie Derr	Arizona	—.—	9.725	0.250
19	807	Julia Knower	North Carolina	—.—	9.700	0.275
20	810	Jessica Naranjo	North Carolina	—.—	9.650	0.325
21	704	Clara Colombo	Nebraska	—.—	9.600	0.375
22	311	Elaina McGovern	Boise State	—.—	9.575	0.400
23	709	Genesis Gibson	Nebraska	—.—	9.500	0.475
24	803	Kaya Forbes	North Carolina	—.—	9.475	0.500

Sprouts Collegiate Quad

Event Results - FLOOR

Jan 12-13, 2024

Page: 1
Printed: 1/12/2024 9:02 PM

Women / 10
Session: 1



Rank	Num	Name	Gym	Start	Score	Out
1	309	Emma Loyim	Boise State	—.—	9.950	0.000
2T	116	Emily Mueller	Arizona	—.—	9.925	0.025
2T	705	Martina Comin	Nebraska	—.—	9.925	0.025
4T	108	Malia Hargrove	Arizona	—.—	9.900	0.050
4T	110	Caroline Herry	Arizona	—.—	9.900	0.050
4T	301	Courtney Blackson	Boise State	—.—	9.900	0.050
4T	701	Csenge Bacskay	Nebraska	—.—	9.900	0.050
8T	714	Sophia McClelland	Nebraska	—.—	9.875	0.075
8T	314	Blake Pascal	Boise State	—.—	9.875	0.075
10T	106	Alysen Fears	Arizona	—.—	9.850	0.100
10T	318	Alyssa Vulaj	Boise State	—.—	9.850	0.100
10T	311	Elaina McGovern	Boise State	—.—	9.850	0.100
13T	719	Emma Spence	Nebraska	—.—	9.825	0.125
13T	720	Lucy Stanhope	Nebraska	—.—	9.825	0.125
13T	104	Elena Deets	Arizona	—.—	9.825	0.125
13T	120	Emma Strom	Arizona	—.—	9.825	0.125
13T	307	Sydney Leitch	Boise State	—.—	9.825	0.125
13T	809	Bella Miller	North Carolina	—.—	9.825	0.125
19T	807	Julia Knower	North Carolina	—.—	9.800	0.150
19T	803	Kaya Forbes	North Carolina	—.—	9.800	0.150
21	819	Amy Wozniak	North Carolina	—.—	9.725	0.225
22	802	Gwen Fink	North Carolina	—.—	9.700	0.250
23	813	Camryn Rueda	North Carolina	—.—	9.550	0.400
24	715	Halle Rourke	Nebraska	—.—	8.925	1.025