



NEBRASKA BASKETBALL

2023-24 GAME NOTES

X HUSKERMBB

📷 HUSKERMBB

f HUSKERMBB

GAME 19

OPPONENT: NORTHWESTERN
DATE: SAT., JAN. 20
TIPOFF: 1:15 P.M. (CT)
ARENA: PINNACLE BANK ARENA
TICKETS: HUSKERS.COM/TICKETS

GAME AT A GLANCE



Northwestern Wildcats
2023-24 Record:13-4 (4-2 B1G)
Head Coach:Chris Collins
Record at School:168-166 (11th year)
Career Record:same



Huskers Radio Network
Play-by-Play:Kent Pavelka
Analyst:Jake Muhleisen



Nebraska Cornhuskers
2023-24 Record:13-5 (3-4 B1G)
Head Coach:Fred Hoiberg
Record at Nebraska:54-88 (5th year)
Career Record:168-144 (10th year)



Big Ten Network
Play-by-Play:Cory Provus
Analyst:Shon Morris

2023-24 SCHEDULE

| Date | AP Rk. | Opponent | TV/Online | Time |
|-------------|--------|----------------------------------|--------------------|---------------|
| Nov. 6 | | Lindenwood | B1G+ | W 84-52 |
| Nov. 9 | | Florida A&M | B1G+ | W, 81-54 |
| Nov. 13 | | Rider (Cornhusker Classic) | BTN | W, 64-50 |
| Nov. 15 | | Stony Brook (Cornhusker Classic) | B1G+ | W, 84-63 |
| Nov. 18 | | vs. Oregon State | Peacock | W, 84-63 |
| Nov. 22 | | Duquesne (Cornhusker Classic) | BTN | W, 89-79 |
| Nov. 26 | | Cal State Fullerton | B1G+ | W, 85-72 |
| Dec. 3 | | No. 15 Creighton | FS1 | L, 60-89 |
| Dec. 6 | | at Minnesota * | BTN | L, 65-76 |
| Dec. 10 | | Michigan State * | BTN | W, 77-70 |
| Dec. 17 | | at Kansas State | Big 12 Now (ESPN+) | W, 62-46 |
| Dec. 20 | | North Dakota | B1G+ | W, 83-75 |
| Dec. 29 | | South Carolina State | B1G+ | W, 91-62 |
| Jan. 3 | | Indiana * | BTN | W, 86-70 |
| Jan. 6 | | at No. 21 Wisconsin * | BTN | L, 72-88 |
| Jan. 9 | | No. 1 Purdue * | Peacock | W, 88-72 |
| Jan. 12 | | at Iowa * | BTN | L, 76-94 |
| Jan. 17 | | at Rutgers * | BTN | L, 82-87 (OT) |
| Jan. 20 | | Northwestern * | BTN | 1:15 p.m. |
| Jan. 23 | | Ohio State * | Peacock | 6 p.m. |
| Jan. 27 | | at Maryland * | BTN | 11 a.m. |
| Feb. 1 | | Wisconsin * | BTN | 7:30 p.m. |
| Feb. 4 | | at Illinois * | BTN | 5:30 p.m. |
| Feb. 7 | | at Northwestern * | BTN | 8 p.m. |
| Feb. 10 | | Michigan * | BTN | 5:30 p.m. |
| Feb. 17 | | Penn State * | BTN | 11 a.m. |
| Feb. 21 | | at Indiana * | BTN | 7:30 p.m. |
| Feb. 25 | | Minnesota * | BTN | 5:30 p.m. |
| Feb. 29 | | at Ohio State * | FS1 | 5:30 p.m. |
| March 3 | | Rutgers * | BTN | 5:30 p.m. |
| March 10 | | at Michigan * | BTN | 11 a.m. |
| March 13-17 | | at Big Ten Tournament | TBA | TBA |

*-Big Ten Conference Game; **Home games** are in red and bold

ON THE AIR

Radio: Saturday's game will be carried on the Huskers Radio Network with Kent Pavelka and Jake Muhleisen on the call, including KLIN (1400 AM) in Lincoln, KXSP (590 AM) in Omaha and KRVN (880 AM) in Lexington and will also be available on Huskers.com and the Huskers app. The pregame show begins an hour before tipoff.

TV/Online: Saturday's game will be on BTN with Cory Provus & Shon Morris on the call. It will also be available online on the Fox Sports app.

HUSKERS HOST WILDCATS ON ALUMNI WEEKEND

The Nebraska men's basketball team returns home on Saturday afternoon, as the Huskers host Northwestern. Tipoff at Pinnacle Bank Arena is set for 1:15 p.m. and the game will be carried on the Big Ten Network and the Huskers Radio Network.

A limited number of 300 Level tickets are available for Saturday's game and can be purchased by visiting Huskers.com/Tickets, calling 800-8-BIGRED during business hours (Mon.-Fri., 8 a.m.-5 p.m.) or at PBA beginning at 11:45 a.m. on Saturday.

Saturday's game is Alumni Weekend, as nearly 65 former players and basketball staff will be back in Lincoln for the weekend. The events include a private dinner for basketball alumni and their families on Friday, including recognition of the 1993-94 Big Eight Tournament title team. All of the alumni in town will be recognized during halftime ceremonies, while former Danny Nee will be honored during the first half.

Nebraska (13-5, 3-4 Big Ten) looks to bounce back following an 87-82 overtime loss at Rutgers on Wednesday night. Brice Williams had a game-high 22 points, including four of the Huskers' 13 3-pointers, to lead three Huskers in double figures. Rutgers rallied back from a 12-point deficit in the final 10 minutes to send the game to overtime and then outscored NU 18-13 in the extra session.

Williams has been one of the top newcomers in the Big Ten, as the 6-foot-7 guard is averaging 13.3 points, 5.6 rebounds and 2.7 assists per game, as he is second on the team in scoring and assists and third in rebounding entering this weekend's action.

Northwestern is 13-4 on the season following a 72-69 win over Maryland on Wednesday. Boo Buie had 20 points, including a go-ahead jumper with 20 seconds remaining, and seven assists as the Wildcats won for the third time in the last four contests.

17 Nebraska has won its last 17 games when scoring at least 80 points before the streak was broken in Wednesday's overtime loss. Over the past three seasons, NU is 19-2 when scoring 80+ points with both losses coming in overtime (at NC State, 2021; at Rutgers, 2024).

2023-24 ROSTER AT A GLANCE

| No | Name | Pos. | Ht. | Wt. | Yr. | Hometown | GP/GS | MPG | PPG | RPG | APG | BPG | SPG |
|----|--------------------|------|------|-----|------|------------------------------|-------|------|------|-----|-----|-----|-----|
| 0 | C.J. Wilcher | G | 6-5 | 214 | Jr. | Plainfield, N.J. | 18/2 | 8.4 | 16.8 | 1.9 | 0.9 | 0.3 | 0.5 |
| 1 | Sam Hoiberg | G | 6-0 | 183 | So. | Lincoln, Neb. | 18/0 | 4.4 | 18.8 | 2.7 | 1.6 | 0.2 | 1.0 |
| 2 | Ramel Lloyd Jr. | G | 6-6 | 210 | RFr. | Woodland Hills, Calif. | -/- | | | | | | |
| 3 | Brice Williams | G | 6-7 | 213 | Jr. | Huntersville, N.C. | 18/18 | 13.3 | 28.1 | 5.6 | 2.7 | 0.7 | 1.0 |
| 4 | Juwan Gary | F | 6-6 | 221 | Jr. | Columbia, S.C. | 15/9 | 11.7 | 24.7 | 5.8 | 1.2 | 0.9 | 1.2 |
| 5 | Ahron Ulis | G | 6-3 | 190 | Jr. | Chicago, Ill. | -/- | | | | | | |
| 9 | Jarron Coleman | G | 6-5 | 213 | Sr. | Indianapolis, Ind. | 10/0 | 13.7 | 2.7 | 2.0 | 2.6 | 0.3 | 0.1 |
| 10 | Jamarques Lawrence | G | 6-3 | 182 | So. | Plainfield, N.J. | 18/18 | 5.8 | 24.3 | 3.7 | 2.6 | 0.0 | 0.7 |
| 11 | Eli Rice | G | 6-8 | 213 | Fr. | Gallatin, Tenn. | 14/0 | 4.1 | 9.1 | 1.4 | 0.4 | 0.1 | 0.2 |
| 15 | Blaise Keita | F | 6-11 | 257 | Jr. | Bamako, Republic of Mali | -/- | | | | | | |
| 21 | Matar Diop | F | 6-10 | 213 | Fr. | Dakar, Senegal | 11/0 | 0.8 | 4.7 | 0.9 | 0.4 | 0.2 | 0.2 |
| 24 | Jeff Grace | G | 6-3 | 197 | So. | Elmhurst, Ill. | 6/0 | 2.3 | 1.0 | 0.3 | 0.2 | 0.0 | 0.0 |
| 30 | Keisei Tominaga | G | 6-2 | 179 | Sr. | Moriyama Nagoya Aichi, Japan | 16/16 | 14.6 | 26.1 | 1.8 | 1.2 | 0.0 | 1.1 |
| 31 | Cale Jacobsen | G | 6-4 | 200 | Fr. | Ashland, Neb. | 11/0 | 0.8 | 3.7 | 0.3 | 0.4 | 0.0 | 0.1 |
| 35 | Henry Burt | F | 6-7 | 217 | Fr. | Omaha, Neb. | 4/0 | 1.8 | 0.5 | 0.5 | 0.0 | 0.0 | 0.0 |
| 51 | Rienk Mast | F | 6-10 | 248 | Jr. | Groningen, Netherlands | 16/16 | 12.8 | 30.3 | 8.4 | 2.8 | 0.3 | 0.4 |
| 53 | Josiah Allick | F | 6-8 | 231 | Sr. | Lincoln, Neb. | 17/11 | 6.7 | 22.9 | 5.1 | 1.4 | 0.4 | 0.7 |

2023-24 NEBRASKA BASKETBALL ROSTER

| No. | VL | Name | Pos. | Ht. | Wt. | Yr. | Hometown | Previous School | X/Twitter | Instagram |
|-----|----|--------------------|------|------|-----|------|------------------------------|-------------------------------|------------------|----------------|
| 0 | ** | C.J. Wilcher | G | 6-5 | 214 | Jr. | Plainfield, N.J. | Xavier | @CJWilcher | cj_wilcher |
| 1 | * | Sam Hoiberg | G | 6-0 | 183 | So. | Lincoln, Neb. | Pius X | @samhoiberg | samhoiberg |
| 2 | | Ramel Lloyd Jr. | G | 6-6 | 204 | RFr. | Woodland Hills, Calif. | Sierra Canyon | @ramellloyd22 | ramellloydd |
| 3 | | Brice Williams | G | 6-7 | 213 | Jr. | Huntersville, N.C. | Charlotte | @bgotit_ | blaviss |
| 4 | * | Juwan Gary | F | 6-6 | 215 | Jr. | Columbia, S.C. | Alabama | @takflight24 | wanwitdabutter |
| 5 | | Ahron Ulis | G | 6-3 | 190 | Jr. | Chicago, Ill. | Iowa | @AhronUlis | ahron1_ |
| 9 | | Jarron Coleman | G | 6-5 | 213 | Sr. | Indianapolis, Ind. | Ball State | @jarron_coleman | front11neboog |
| 10 | * | Jamarques Lawrence | G | 6-3 | 183 | So. | Plainfield, N.J. | Roselle Catholic | @JLawrence10_ | rf.jaymar |
| 11 | | Eli Rice | G | 6-8 | 213 | Fr. | Gallatin, Tenn. | IMG Academy | @iamelirice | iamelirice |
| 15 | * | Blaise Keita | F | 6-11 | 257 | Jr. | Bamako, Republic of Mali | Coffeyville Community College | @Blaisekeita15 | blaise.keita |
| 21 | | Matar Diop | F | 6-10 | 213 | Fr. | Dakar, Senegal | Keystone Athletic Academy | @dmatar832 | deerfam_21 |
| 24 | * | Jeffrey Grace III | G | 6-3 | 197 | So. | Elmhurst, Ill. | Arizona State | @JeffreyGraceIII | ig3is23 |
| 30 | ** | Keisei Tominaga | G | 6-2 | 179 | Sr. | Moriyama Nagoya Aichi, Japan | Ranger College | @KeiseiTominaga | keisei.kbz30 |
| 31 | | Cale Jacobsen | G | 6-4 | 200 | RFr. | Ashland, Neb. | Ashland-Greenwood | @calejacobsen_ | calejacobsen_ |
| 35 | | Henry Burt | F | 6-7 | 216 | RFr. | Omaha, Neb. | Elkhorn South | @HenryBurt15 | henryburt0 |
| 51 | | Rienk Mast | F | 6-10 | 248 | Jr. | Groningen, Netherlands | Bradley | | rienk_mast |
| 53 | | Josiah Allick | F | 6-8 | 231 | Sr. | Lincoln, Neb. | New Mexico | @allick_josiah | josiahhallick |

2023-24 NEBRASKA BASKETBALL COACHING STAFF

Head Coach

Fred Hoiberg, fifth season (Iowa State, 1995)

Assistant Coaches

Adam Howard, second season (Western Kentucky, 2008)
Nate Loenser, third season (Iowa State, 2002)
Ernie Zeigler, second season (Cleary, 1994)

Support Staff

Director of Men’s Basketball Strength & Conditioning: Kurt Joseph
Dir. of Basketball Strategies & Business Operations: Luca Virgilio
Assistant Director of Basketball Operations: Sheryl Burbach
Director of Player Development: Emmanuel Tommy
Video Coordinator: Michael Bania
Recruiting Coordinator: Padya Borders
Graduate Managers: Nihilo Ibarra, Justin Moore, Joey St. Pierre

Athletic Trainer: Andrew McCabe
Team Nutritionist: Jake Blattner
Sports Psychologist: Heather Kiefer
NAPL Director: Matt Thome
Equipment Manager: Pat Norris

PRONUNCIATION GUIDE

| Name | Pronunciation |
|-----------------|--------------------------|
| Josiah Allick | AL-ick |
| Matar Diop | MA-tar JOPE (as in hope) |
| Blaise Keita | Blaze KAY-ta |
| Juwan Gary | Juh-WAHN |
| Rienk Mast | RINK |
| Keisei Tominaga | Kay-say Toe-me-nawga |
| Ahron Ulis | YOU-liss |
| C.J. Wilcher | WILL-chur |

HUSKERS RADIO NETWORK



KENT PAVELKA

- Is in his 37th season of calling Husker men’s basketball
- Called NU basketball for two stretches from 1974-1996 before returning to play-by-play duties full time in 2006-07
- Called his 1,000th Husker basketball game in 2018-19
- Six-time Nebraska Sportscaster of the Year who was inducted into the Nebraska Broadcasters Hall of Fame in 2019



JAKE MUHLEISEN

- Is in his sixth season as full-time color analyst after serving in a part-time basis for five seasons
- Was a four-year starter at guard for Nebraska from 2002-05
- Three-year team captain and started 98 games in his career
- Served as a graduate assistant at Creighton from 2005-07

| City | Station | Frequency |
|---------------|---------|-----------|
| Ainsworth | KBRB | 1400 AM |
| Alliance | KCOW | 1400 AM |
| Beatrice | KWBE | 1450 AM |
| Broken Bow | KBBN | 95.3 FM |
| Chadron | KCSR | 610 AM |
| Columbus | KJSK | 900 AM |
| Cozad | KAMI | 1580 AM |
| Fairbury | KGMT | 1310 AM |
| Falls City | KTNC | 1230 AM |
| Fremont | KFMT | 105.5 FM |
| Grand Island | KRGI | 1430 AM |
| Hastings | KHAS | 1230 AM |
| Hastings | KLIQ | 94.5 FM |
| Holdrege | KUVR | 1380 AM |
| Imperial | KADL | 102.9 FM |
| Kearney | KGFV | 1340 AM |
| Lexington | KRVN | 880 AM |
| Lincoln | KLIN | 1400 AM |
| Lincoln | KLIN | 99.3 FM |
| McCook | KSWN | 93.9 FM |
| McCook | KZMC | 102.1 FM |
| Nebraska City | KNCY | 1600 AM |
| Norfolk | KNEN | 94.7 FM |
| North Platte | KODY | 1240 AM |
| Omaha | KXSP | 590 AM |
| Scottsbluff | KNEB | 960 AM |
| Scottsbluff | KNEB | 994.1 FM |
| Sidney | KSID | 1340 AM |
| Superior | KRFS | 1600 AM |
| Superior | KRFS | 103.9 FM |
| Valentine | KVSH | 940 AM |
| West Point | KTIC | 840 AM |

Also available nationwide on Huskers.com and the Huskers App.

PROBABLE STARTERS VS. NORTHWESTERN (BASED ON LAST GAME)



#10 JAMARQUES LAWRENCE | G | SO. | 6-3 | 185 | PLAINFIELD, N.J.

2023-24 Averages: PPG: 5.8 | RPG: 3.7 | APG: 2.6

Worth Noting: Finished with seven points, six rebounds and five assists at Rutgers...Totaled 12 points, three rebounds, three assists and four steals vs. Indiana...Totaled 14 points and three assists in NU's win over North Dakota...Scored a career-high 16 points and grabbed seven boards at Minnesota...Finished with 11 points and a career-high six assists vs. Cal State Fullerton...Started last 12 games in 2022-23 season...Had a 2022-23 best 15 points against both Michigan State and at Iowa...Starred at Roselle (N.J.) Catholic, helping the school to a 29-3 record, a state title and a top-10 national finish in 2021-22...Earned first-team all-state honors as a senior, averaging 15.9 points, 5.0 rebounds and 3.5 assists per game.

Career Bests: Pts: 16 | Reb: 9 | Ast: 6 | Bl: 1 (4x) | St: 4

#30 KEISEI TOMINAGA | G | JR. | 6-2 | 179 | MORIYAMA NAGOYA AICHI, JAPAN

2023-24 Averages: PPG: 14.6 | RPG: 1.8 | APG: 1.2 | SPG: 1.1

Worth Noting: Finished with 16 points at Rutgers...40 career double-figure games and 13 20+ games...Totaled 19 points, including five 3-pointers, and four assists vs. No. 1 Purdue...Scored a season-high 28 points vs. Indiana...Had nine points and career highs in both assists (four) and steals (five) at KSU...Totaled 17 points on just five FG attempts (5-5 FG, 3-3 from 3pt, 4-4 FT) against Cal St. Fullerton...Preseason All-Big Ten selection...Averaged 13.1 ppg while shooting 50% from the field and 40% from 3-point range in 2022-23...Posted a career-high 30 points vs. Penn State...Saw action in 30 games in 2021-22, averaging 5.7 points per game...Averaged 16.3 ppg at Ranger College, helping the school to the NJCAA semifinals in 2021.

Career Bests: Pts: 30 | Reb: 5 | Ast: 4 (2x) | Stl: 5

#3 BRICE WILLIAMS | G | JR. | 6-7 | 213 | HUNTERVILLE, N.C.

2023-24 Averages: PPG: 13.3 | RPG: 5.6 | APG: 2.7

Worth Noting: Grad transfer who has been in double figures 14 times in 2023-24...Led NU with 22 points along with six boards and three steals at Rutgers...Dished out a career high nine assists along with 11 rebounds and nine points vs. No. 1 Purdue...Totaled 15 points, six rebounds and four steals vs. Indiana...Led NU with 18 points at Minnesota...Scored a season-high 25 points vs. Oregon State...Was a second-team Conference USA pick in 2022-23, averaging 13.8 ppg and 5.3 rpg...MVP of the CBI (16.3 ppg, 7.8 rpg, 3.0 apg)...Two-time all-district pick who averaged 21.2 ppg as a senior at Hopewell (N.C.) High School...Father (Henry) scored a school-record 2,382 points at Charlotte and is a member of the school's Hall of Fame.

Career Bests (includes Charlotte): Pts: 32 | Reb: 13 | Ast: 9 | Stl: 4

#4 JUWAN GARY | F | JR. | 6-6 | 213 | COLUMBIA, S.C.

2023-24 Averages: PPG: 11.7 | RPG: 5.8 | APG: 1.2 | SPG: 1.2

Worth Noting: Totaled nine points and six boards at Rutgers before leaving the game with an injury...Had 12 points and five boards vs. No. 1 Purdue...Nine double-figure games in 2023-24...Has three double-doubles in 2023-24...Grabbed a career-high 18 boards, including 11 offensive caroms, and added 13 points at K-State...Made his first start of 2023-24 vs. Michigan State, finishing with 20 points on 8-of-11 shooting...Averaged 9.5 ppg, 6.5 rpg and 1.4 spg in 2022-23 before a season-ending shoulder injury...Played in 29 games at Alabama in 2021-22 (6.5 ppg and 3.4 rpg)...Helped Alabama to an SEC title and an NCAA Sweet 16 appearance in 2020-21...Ranked No. 64 nationally in the class of 2019 by ESPN, averaging 25 points and seven rebounds as a senior.

Career Bests (includes Alabama): Pts: 20 (2x) | Reb: 18 | Ast: 4 | Bl: 4 | St: 4

#51 RIENK MAST | F | JR. | 6-10 | 248 | GRONINGEN, NETHERLANDS

2023-24 Averages: PPG: 12.8 | RPG: 8.4 | APG: 2.8

Worth Noting: Held to four points and eight boards before fouling out at Rutgers...Tallied 18 points and three assists vs. Purdue...Finished with 16 points and six rebounds at No. 21 Wisconsin...Collected fourth double-double of 2023-24 at K-State with 19 points and 12 rebounds...Had eight points, 14 rebounds and six assists vs. Michigan State...Posted season highs of 20 points and 16 rebounds against FAMU...Spent the summer with the Netherlands National Team...Earned All-Missouri Valley Conference honors in '22 & '23 at Bradley...Earned first-team All-MVC honors in '22-23, leading Bradley in both scoring (13.8 ppg) and rebounding (8.0 rpg).

Career Bests (includes Bradley): Pts: 30 | Reb: 17 | Ast: 6 | Stl: 3 (3x) | Bl: 3 (2x)

NATIONAL POLLS

ASSOCIATED PRESS (JAN. 15)

| No | Team (1st) | Record | Points | Prev. |
|----|--------------------|--------|--------|-------|
| 1 | UConn (39) | 15-2 | 1,542 | 4 |
| 2 | Purdue (20) | 15-2 | 1,506 | 1 |
| 3 | Kansas (3) | 14-2 | 1,426 | 2 |
| 4 | North Carolina (1) | 13-3 | 1,407 | 7 |
| 5 | Houston | 14-2 | 1,236 | 2 |
| 6 | Tennessee | 12-4 | 1,147 | 5 |
| 7 | Duke | 13-3 | 1,130 | 11 |
| 8 | Kentucky | 12-3 | 1,123 | 6 |
| 9 | Baylor | 14-2 | 1,055 | 14 |
| 10 | Memphis | 15-2 | 987 | 13 |
| 11 | Wisconsin | 13-3 | 948 | 15 |
| 12 | Arizona | 12-4 | 918 | 8 |
| 13 | Auburn | 14-2 | 905 | 16 |
| 14 | Illinois | 12-4 | 660 | 10 |
| 15 | Oklahoma | 13-3 | 633 | 9 |
| 16 | Utah State | 16-1 | 538 | 20 |
| 17 | Marquette | 11-5 | 516 | 11 |
| 18 | Creighton | 13-4 | 433 | 22 |
| 19 | TCU | 13-3 | 293 | NR |
| 20 | BYU | 13-3 | 270 | 18 |
| 21 | Dayton | 13-2 | 261 | NR |
| 22 | Ole Miss | 15-1 | 236 | NR |
| 23 | FAU | 13-4 | 221 | 24 |
| 24 | Iowa State | 13-3 | 195 | NR |
| 25 | Texas Tech | 14-2 | 191 | NR |

Others receiving votes: Colorado St. 169, San Diego St. 153, Seton Hall 89, Alabama 60, Grand Canyon 49, Clemson 38, Boise St. 22, Nevada 22, Texas 20, Oregon 17, St. John's 15, New Mexico 14, NC State 8, Princeton 5, Gonzaga 5, Utah 3, Mississippi St. 3, South Carolina 2, Villanova 2, McNeese St. 1, James Madison 1.

USA TODAY COACHES (JAN. 15)

| No | Team (1st) | Record | Points | Prev. |
|----|-----------------|--------|--------|-------|
| 1 | UConn (20) | 15-2 | 785 | 4 |
| 2 | Purdue (12) | 15-2 | 762 | 1 |
| 3 | North Carolina | 13-3 | 717 | 7 |
| 4 | Kansas | 14-2 | 713 | 3 |
| 5 | Houston | 14-2 | 619 | 2 |
| 6 | Duke | 13-3 | 590 | 11 |
| 7 | Tennessee | 12-4 | 574 | 5 |
| 8 | Wisconsin | 13-3 | 533 | 15 |
| 9 | Baylor | 14-2 | 523 | 14 |
| 10 | Kentucky | 12-3 | 514 | 6 |
| 11 | Auburn | 14-2 | 509 | 16 |
| 12 | Memphis | 15-2 | 489 | 13 |
| 13 | Arizona | 12-4 | 424 | 8 |
| 14 | Illinois | 12-4 | 319 | 10 |
| 15 | Creighton | 13-4 | 261 | 20 |
| 16 | Oklahoma | 13-3 | 239 | 9 |
| 17 | Utah State | 16-1 | 238 | 23 |
| 18 | Marquette | 11-5 | 214 | 12 |
| 19 | BYU | 13-3 | 174 | 17 |
| 20 | Iowa State | 13-3 | 152 | NR |
| 21 | Ole Miss | 15-1 | 151 | 23 |
| 22 | TCU | 13-3 | 150 | NR |
| 23 | Dayton | 13-2 | 130 | NR |
| 24 | San Diego State | 14-3 | 102 | 19 |
| 25 | Texas Tech | 14-2 | 92 | NR |

Others receiving votes: Colorado State 81; Florida Atlantic 67; Alabama 60; Seton Hall 40; Clemson 39; Grand Canyon 34; Texas 20; Nevada 14; Gonzaga 11; Oregon 10; North Carolina State 9; Villanova 8; James Madison 8; Princeton 7; St. John's 6; Florida State 4; Wake Forest 2; Nebraska 2; Florida 2; New Mexico 1; Indiana State 1;

BIG TEN STANDINGS (AS OF JAN. 19)

| Team | B1G | Pct. | Overall | Pct. |
|----------------|-----|------|---------|------|
| Wisconsin | 5-1 | .833 | 13-4 | .765 |
| Purdue | 5-2 | .714 | 16-2 | .889 |
| Illinois | 4-2 | .667 | 13-4 | .765 |
| Northwestern | 4-2 | .667 | 13-4 | .765 |
| Indiana | 4-3 | .571 | 12-6 | .667 |
| Iowa | 3-3 | .500 | 11-6 | .647 |
| Nebraska | 3-4 | .429 | 13-5 | .722 |
| Minnesota | 3-4 | .429 | 12-6 | .667 |
| Maryland | 3-4 | .429 | 11-7 | .611 |
| Michigan State | 3-4 | .429 | 11-7 | .611 |
| Penn State | 3-4 | .429 | 9-9 | .500 |
| Ohio State | 2-4 | .333 | 12-5 | .706 |
| Rutgers | 2-4 | .333 | 10-7 | .588 |
| Michigan | 2-5 | .286 | 7-11 | .389 |

This Week in the Big Ten

| Date | Contest | Time |
|---------|--|---|
| Jan. 15 | Iowa 86, Minnesota 77 Michigan 73, Ohio State 65 | |
| Jan. 16 | Purdue 87, Indiana 66 Penn State 87, Wisconsin 83 | |
| Jan. 17 | Rutgers 87, Nebraska 82 Northwestern 72, Maryland 69 | |
| Jan. 18 | Michigan 73, Illinois 88 Michigan State 76, Minnesota 66 | |
| Jan. 19 | Indiana at Wisconsin | 7:30 p.m. |
| Jan. 20 | Penn State at Ohio State Purdue at Iowa Northwestern at Nebraska | 11 a.m. 1 p.m. 1:15 p.m. |
| Jan. 21 | Michigan State at Maryland Rutgers at Illinois | 11 a.m. Noon |
| Jan. 23 | Wisconsin at Minnesota Ohio State at Nebraska Michigan at Purdue | 6 p.m. 6 p.m. 8 p.m. |
| Jan. 24 | Maryland at Iowa Illinois at Northwestern | 6 p.m. 8 p.m. |
| Jan. 26 | Michigan State at Wisconsin | 7 p.m. |
| Jan. 27 | Nebraska at Maryland Indiana at Illinois Iowa at Michigan Minnesota at Penn State Ohio State at Northwestern | 11 a.m. 2 p.m. 4 p.m. 5:30 p.m. 7:30 p.m. |
| Jan. 28 | Purdue at Rutgers | Noon |

BY THE NUMBERS

| Nebraska Cornhuskers | | | Rutgers Scarlet Knights | | |
|---|----------|----------|---|---------|---------|
| 2023-24 Team Statistics (Record: 13-5, 3-4 Big Ten) | | | 2023-24 Team Statistics (Record: 13-4, 4-2 Big Ten) | | |
| Category | Nebraska | OPP | Category | Rutgers | OPP |
| SCORING | 1413 | 1262 | Scoring | 1240 | 1139 |
| Points per game | 78.5 | 70.1 | Points per game | 72.9 | 67.0 |
| Scoring margin | +8.4 | - | Scoring margin | +5.9 | - |
| FIELD GOALS-ATT | 480-1077 | 454-1137 | Field goals-att | 453-967 | 389-875 |
| Field goal pct | .446 | .399 | Field goal pct | .468 | .445 |
| 3 POINT FG-ATT | 170-492 | 154-472 | 3 point fg-att | 130-355 | 119-339 |
| 3-point FG pct | .346 | .326 | 3-point FG pct | .366 | .351 |
| 3-pt FG made per game | 9.4 | 8.6 | 3-pt FG made per game | 7.6 | 7.0 |
| FREE THROWS-ATT | 283-375 | 200-287 | Free throws-att | 204-279 | 242-327 |
| Free throw pct | .755 | .697 | Free throw pct | .731 | .740 |
| F-Throws made per game | 15.7 | 11.1 | F-Throws made per game | 12.0 | 14.2 |
| REBOUNDS | 706 | 667 | Rebounds | 517 | 552 |
| Rebounds per game | 39.2 | 37.1 | Rebounds per game | 30.4 | 32.5 |
| Rebounding margin | +2.2 | - | Rebounding margin | -2.1 | - |
| ASSISTS | 285 | 234 | Assists | 275 | 217 |
| Assists per game | 15.8 | 13.0 | Assists per game | 16.2 | 12.8 |
| TURNOVERS | 197 | 212 | Turnovers | 158 | 234 |
| Turnovers per game | 10.9 | 11.8 | Turnovers per game | 9.3 | 13.8 |
| Turnover margin | +0.8 | - | Turnover margin | +4.5 | - |
| Assist/turnover ratio | 1.4 | 1.1 | Assist/turnover ratio | 1.7 | 0.9 |
| STEALS | 120 | 109 | Steals | 131 | 86 |
| Steals per game | 6.7 | 6.1 | Steals per game | 7.7 | 5.1 |
| BLOCKS | 52 | 59 | Blocks | 54 | 53 |
| Blocks per game | 2.9 | 3.3 | Blocks per game | 3.2 | 3.1 |

ABOUT NORTHWESTERN

Chris Collins is in his 11th season at Northwestern and brings the Wildcats to Lincoln with a 13-4 record, including a 4-2 Big Ten mark.

The Wildcats returned three starters from a team that won 22 games and reached the second round of the NCAA Tournament. Senior guard Boo Buie is one of the Big Ten's premier players as he averages 18.4 ppg on 45 percent shooting and 5.1 assists per game. He has scored 20+ points in each of Northwestern's last two games. He is one of four Wildcats averaging double figures. Brooks Barnhizer is at 13.9 ppg while Ty Berry (11.6 ppg) and Princeton transfer Ryan Langborg (11.2 ppg) are both shooting over 37 percent from 3-point range. As a team, the Wildcats are shooting 37 percent from long distance.

Series History: Nebraska and Northwestern meet for the 23rd time on Saturday, as the Wildcats lead 13-9. NU is just 6-12 against the Wildcats with Northwestern winning the last seven meetings dating back to 2019.

Last Meeting: Keisei Tominaga paced the Huskers with 22 points, but Nebraska was unable to keep up with Ty Berry and Northwestern, as the short-handed Huskers fell to the Wildcats, 78-63, on Jan. 25, 2023.

Tominaga racked up 22 points on 9-of-17 shooting for the Huskers. Jamarques Lawrence added 12 points, including four 3-pointers, in his first career start. In all, the Huskers hit nine 3-pointers and shot 47.2 percent from the field, but Northwestern shot 52 percent and enjoyed a 35-23 advantage on the boards.

Berry notched career-highs in points (26) and 3-pointers (6), while Boo Buie and Chase Audige added 17 and 15 points, respectively.

SERIES AT A GLANCE

- All-time: Northwestern leads 13-9
- In Lincoln: Tied, 5-5
 - At Pinnacle Bank Arena: Tied, 4-4
- In Evanston: Northwestern leads, 7-3
 - At Welsh-Ryan Arena: Northwestern leads, 6-2
- In Big Ten Conference games: Northwestern leads, 10-6
- In Big Ten Tournament games: Northwestern leads, 1-0

Husker-Wildcat Superlatives

- Most consecutive wins (year ended): Nebraska 4 (2013-15); Northwestern 7 (2020-present)
- Most points scored: Nebraska, 79, at Lincoln, Neb., Nov. 29, 1975; Northwestern, 87, at Lincoln, Neb., Feb. 5, 2021
- Highest combined score: 158, Northwestern, 84, Nebraska, 74, at Evanston, Ill., Feb. 2, 2012
- Biggest winning margin: Nebraska, 16, at Lincoln, Neb., Feb. 3, 2015; Northwestern, 24, at Lincoln, Neb., Feb. 5, 2022

SERIES HISTORY (SINCE NEBRASKA JOINED BIG)

| Date | Site | Rk. | Result | Neb. | NW |
|----------|------|-----|--------|------|----|
| 2-2-12 | A | -/- | L | 74 | 84 |
| 1-26-13 | H | -/- | W | 64 | 49 |
| 2-8-14 | A | -/- | W | 53 | 49 |
| 3-1-14 | H | -/- | W | 54 | 47 |
| 2-3-15 | H | -/- | W | 76 | 60 |
| 12-30-15 | H | -/- | L | 72 | 81 |
| 3-6-16 | A | -/- | L | 54 | 65 |
| 1-18-17 | H | -/- | L | 66 | 74 |
| 1-26-17 | A | -/- | L | 61 | 73 |
| 1-2-18 # | A | -/- | W | 70 | 55 |
| 2-16-19 | H | -/- | W | 59 | 50 |
| 1-22-20 | A | -/- | L | 57 | 62 |
| 3-1-20 | H | -/- | L (OT) | 76 | 81 |
| 3-7-21 | A | -/- | L | 78 | 79 |
| 2-5-22 | H | -/- | L | 63 | 87 |
| 2-22-22 | A | -/- | L | 65 | 77 |
| 3-9-22 | N | -/- | L | 69 | 71 |
| 1-25-23 | H | -/- | L | 63 | 78 |

#-Played in Rosemont, Ill.

NEBRASKA CAREER TOTALS VS. NORTHWESTERN

| Player | GP-GS | Min-Avg | FG-FGA | Pct | 3FG-FGA | Pct | FT-FTA | Pct | Off | Def | Tot | Avg | PF-FO A | TO | Blk | Stl | Pts | Avg | |
|----------|-------|---------|--------|------|---------|------|--------|-------|-----|-----|-----|-----|---------|----|-----|-----|-----|------|-----|
| Lawrence | 1-1 | 33-33.0 | 4-9 | .444 | 4-8 | .500 | 0-0 | .000 | 0 | 2 | 2 | 2.0 | 2-0 | 3 | 1 | 0 | 12 | 12.0 | |
| Tominaga | 4-1 | 62-15.5 | 10-23 | .435 | 3-13 | .231 | 1-2 | .500 | 1 | 5 | 6 | 1.5 | 0-0 | 3 | 1 | 0 | 1 | 24 | 6.0 |
| Wilcher | 4-0 | 76-19.0 | 8-17 | .471 | 4-12 | .333 | 2-2 | 1.000 | 0 | 3 | 3 | 0.8 | 4-0 | 4 | 4 | 1 | 22 | 5.5 | |
| Holberg | 1-0 | 18-18.0 | 3-5 | .600 | 0-2 | .000 | 0-0 | .000 | 2 | 4 | 6 | 6.0 | 0-0 | 1 | 0 | 0 | 6 | 6.0 | |
| Grace | 1-0 | 1-1.0 | 0-0 | .000 | 0-0 | .000 | 0-0 | .000 | 1 | 0 | 1 | 1.0 | 0-0 | 0 | 0 | 0 | 0 | 0.0 | |

Northwestern Probable Starters

| No. | Name | Pos. | Yr. | Ht. | Wt. | G/GS | PPG | RPG | Other |
|-----|------------------|------|-----|------|-----|-------|------|-----|--------------|
| 0 | Boo Buie | G | Gr. | 6-2 | 180 | 17/17 | 18.4 | 3.5 | 5.1 apg |
| 3 | Ty Berry | G | Sr. | 6-3 | 185 | 17/17 | 11.6 | 4.1 | 1.7 spg |
| 5 | Ryan Langborg | G | Gr. | 6-4 | 195 | 17/17 | 11.2 | 2.8 | 2.5 apg |
| 13 | Brooks Barnhizer | G | Jr. | 6-6 | 215 | 17/17 | 13.9 | 6.7 | 1.9 spg |
| 33 | Luke Hunger | F | So. | 6-10 | 255 | 15/4 | 4.0 | 1.6 | .632 FG Pct. |

ALUMNI WEEKEND INFORMATION

Saturday's game against Northwestern is Husker Basketball Alumni Weekend, as nearly 65 former players, coaches and staff are expected back in town. The turnout is the largest since Alumni Weekend began in 2014. The group spans eight decades of Huskers basketball, as players ranging from the 1950s to 2020s will be on hand this weekend and will be introduced during halftime ceremonies.

The highlight of the weekend will be the dinner honoring the 1993-94 Big Eight Tournament Champion Huskers on Friday night. Many of the members of that team will be back for the weekend, including Head Coach Danny Nee, who will be honored during the first half of Saturday's game. Behind Big Eight Tournament MVP Eric Piatkowski, the Huskers posted wins over Oklahoma, No. 3 Missouri, and No. 23 Oklahoma State en route to their fourth consecutive NCAA Tournament appearance. The 1993-94 Huskers finished 22nd in the final AP poll and finished with a 20-10 record.

Nee coached the Huskers for 14 seasons (1986-87 to 1999-2000) and is the winningest coach in program history with a 254-189 record. In addition to the 1994 Big Eight Tournament Championship, he led the Huskers to 11 postseason appearances, including five NCAA Tournament berths and an NIT Championship in 1995. Nee finished his collegiate coaching career with 461 career wins including stints at Ohio University, Robert Morris, Duquesne and the U.S. Merchant Marine Academy.

WORTH NOTING

- Nebraska enters Saturday's game with a 13-5 mark, which matches NU's best 18-game record since joining the Big Ten (also in 2018-19) and best since the 2010-11 team opened the year with a 14-4 record.

- Nebraska has an opportunity to end another losing streak on Saturday, as the Huskers have lost their last seven meetings to the Wildcats dating back to 2019. NU has already ended losing streaks to Michigan State (11 games), Kansas State (seven games) and Indiana (seven games) during the 2023-24 campaign.

- Nebraska enters the Northwestern game averaging 78.5 points per game. It is NU's highest points per game average since averaging 80.2 points per game in the 1995-96 season and on pace to finish in the top 10 in single-season scoring average. It is also more than 12 points per game higher than NU's average at the 18-game mark last season (66.4 ppg). NU has climbed from 149th to 25th nationally in offensive efficiency in KenPom as of Jan. 18.

- The Huskers are 19-7 over the last 26 games dating back to Feb. 1, 2023, which ranks second in winning percentage as of Jan. 18. A big reason for that is NU's offense, as NU has averaged 77.1 ppg on 46 percent shooting in that stretch.

- The Huskers are now 24-5 under Fred Hoiberg when scoring at least 80 points, including 19-2 over the last three seasons. Both losses have come in overtime (104-100 in 4OT at NC State on Dec. 1, 2021; 87-82 in OT at Rutgers on Jan. 17, 2024). NU had won its last 17 games when reaching the 80-point plateau before Wednesday's OT loss.

2023-24 Stats

| No. | Name | Pos. | Yr. | Ht. | Wt. | G/GS | PPG | RPG | Other |
|-----|------------------|------|-----|------|-----|-------|------|-----|--------------|
| 0 | Boo Buie | G | Gr. | 6-2 | 180 | 17/17 | 18.4 | 3.5 | 5.1 apg |
| 3 | Ty Berry | G | Sr. | 6-3 | 185 | 17/17 | 11.6 | 4.1 | 1.7 spg |
| 5 | Ryan Langborg | G | Gr. | 6-4 | 195 | 17/17 | 11.2 | 2.8 | 2.5 apg |
| 13 | Brooks Barnhizer | G | Jr. | 6-6 | 215 | 17/17 | 13.9 | 6.7 | 1.9 spg |
| 33 | Luke Hunger | F | So. | 6-10 | 255 | 15/4 | 4.0 | 1.6 | .632 FG Pct. |

Husker Alumni Weekend Expected Participants
(As of Jan. 18)

Players: Terrance Badgett (1992-96); Drake Beranek (2010-11); Tom Best (1992-94); Jaron Boone (1992-96); Steffon Bradford (1999-2001); Henry T. Buchanan (1986-88); Brian Carr (1983-87); Bruce Chubick (1990-94); Brennon Clemmons (2001-03); Stan Cloudy (1983-84); Rodney Curtis (1986-88); Matt Davison (1999-2000); Bernard Day (1985-87); Tony Farmer (1990-91); Kedrick Ford (2000-02); Larry Florence (1997-2000); Ivan Gilreath (1980-81); Carl Hayes (1989-92); Wayne Hester (1956-60); Ryan Hinckley (1996-97); Dave Hoppen (1983-86); Chad Ideus (1994-96); Bill Jackman (1984-87); Chad Jaeger (1992-94); Michael Johnette (1996-98); Bill Johnson (1986-88); Matt Mar (1991-92); John Matzke (1981-86); Albert Maxey (1958-60); Mario McIntosh (1990-91); Trevor Menke (2010-15); Keith Moody (1989-91); Jay Moreno (1986-87); Jake Muhleisen (2001-05); Dapreis Owens (1989-92); Jason Peterson (1991-92); Eric Piatkowski (1990-94); Kip Realph (1993-94); Beau Reid (1987-91); Jeff Rekeweg (1986-88); Claude Renfro (1979-83); Charles Richardson (2003-07); Joel Sealer (1984-87); Rick Seidel (1973-74); Jerry Shoecraft (1978-82); Drew Stange (1980-82); Erick Strickland (1992-96); Ryan Thomas (1999-2001); Derrick Vick (1986-88); Tom Wald (1993-96); Derrick Walker (2021-23); Tony Wilbrand (2001-06); Wes Wilkinson (2003-06); Eric Williams (1979-84); Mark Woita (1971-72)

Coaches/Staff: Gary Bargen (1987-95); Lloyd Castner (1954-57); Steve Hinerman (1997-2006); Bill Johnson (1993-97); Nick Joos (1987-2000); Bernie Inbody (1991-96); Scott Miller (1987-90); Danny Nee (1986-2000); Jay Rine (1993-98); Jeff Smith (1987-95); Jai Steadman (1992-97).

Season Highlights at a Glance

- 7-game win streak, longest since 2010-11
- 10-1 mark in non-con. for first time since 2018-19
- First win over MSU since 2016
- First win over Kansas State since 2009
- First road win over K-State since 2006
- First win over Indiana since 2019
- First win over AP No. 1 team since 1982

Most PPG in School History

| No. | Year | PPG |
|-----|---------|------|
| 1. | 1990-91 | 87.6 |
| 2. | 1993-94 | 87.3 |
| 3. | 1989-90 | 80.7 |
| 4. | 1991-92 | 80.5 |
| | 1992-93 | 80.5 |
| 6. | 1995-96 | 80.2 |
| 7. | 1966-67 | 78.9 |
| - | 2023-24 | 78.5 |
| 8. | 1994-95 | 78.4 |

Best B1G Records since Feb. 1, 2023

| No. | Team | Record | Pct. |
|-----|--------------|--------|------|
| 1 | Purdue | 24-7 | .774 |
| 2 | Nebraska | 19-8 | .704 |
| 3 | Northwestern | 20-10 | .667 |
| 4 | Wisconsin | 21-11 | .656 |
| 5 | Indiana | 20-11 | .645 |

H/T - barttorvik.com (as of Jan. 18)

TOP-10 PBA CROWDS

| No. | Attend. | Opponent | Date |
|-----|---------|--------------------|---------------|
| 1. | 15,998 | Wisconsin | March 9, 2014 |
| 2. | 15,991 | Penn State | Feb. 25, 2018 |
| 3. | 15,987 | Tennessee-Martin | Nov. 28, 2014 |
| 4. | 15,978 | Northwestern | March 1, 2014 |
| 5. | 15,960 | Iowa | Feb. 25, 2022 |
| 6. | 15,952 | Iowa | Jan. 27, 2018 |
| 7. | 15,950 | Creighton | Dec. 8, 2018 |
| 8. | 15,949 | Arkansas State | Dec. 14, 2013 |
| 9. | 15,946 | South Dakota State | Nov. 15, 2019 |
| 10 | 15,945 | Minnesota | Jan. 26, 2014 |

RECORD AT PINNACLE BANK ARENA

| Season | Wins | Losses | Pct. |
|---------------|------------|-----------|-------------|
| 2013-14 | 15 | 1 | .938 |
| 2014-15 | 10 | 6 | .625 |
| 2015-16 | 10 | 8 | .556 |
| 2016-17 | 8 | 8 | .500 |
| 2017-18 | 16 | 1 | .941 |
| 2018-19 | 13 | 5 | .722 |
| 2019-20 | 5 | 11 | .313 |
| 2020-21 | 6 | 9 | .400 |
| 2021-22 | 7 | 11 | .368 |
| 2022-23 | 11 | 4 | .733 |
| 2023-24 | 11 | 1 | .917 |
| Totals | 112 | 66 | .629 |

2023-24 MISC. STATS

TEAM LEADERS

Double-Figure Scoring Games: Williams (14); Mast (11); Gary (9); Tominaga (11); Allick (6); Wilcher (8); Lawrence (4); Rice (3); Hoiberg (1)

10+ Rebounding Games: Mast (5); Gary (3); Williams (2)

10+ Assist Games: N/A

Double-Doubles: Mast (4); Gary (3)

Triple-Doubles: N/A

20-Point Games: Tominaga (3); Gary (2); Mast (1); Williams (2)

30-Point Games: N/A

Games Leading NU in Scoring: * ... Tominaga (5), Mast (4); Wilcher (3); Gary (2); Williams (3); Hoiberg (1); Allick (1)

Games Leading NU in Rebounding: * .. Mast (8); Allick (4); Gary (2); Williams (4); Hoiberg (3); Lawrence (1);

Games Leading NU in Assists: * Lawrence (7); Williams (5); Coleman (3); Mast (2); Allick (1); Tominaga (1); Hoiberg (2)

Games Leading NU in Blocks: * Williams (5); Gary (5); Wilcher (3); Mast (2); Hoiberg (2); Allick (2); Coleman (1); Diop (1); Rice (1); None (3)

Games Leading NU in Steals: Tominaga (3); Gary (3); Williams (4); Lawrence (3); Wilcher (3); Allick (2); Hoiberg (3); Mast (1); Rice (1)

HUSKER DOUBLE-DOUBLES IN 2023-24

| Player | Opponent | Totals |
|--------|------------------|-----------------|
| Mast | Florida A&M | 20 pts./16 reb. |
| Mast | Rider | 12 pts./13 reb. |
| Mast | vs. Oregon State | 15 pts./13 reb. |
| Gary | vs. Oregon State | 12 pts./10 reb. |
| Mast | at Kansas State | 19 pts./12 reb. |
| Gary | at Kansas State | 13 pts./18 reb. |
| Gary | North Dakota | 12 pts./12 reb. |

HUSKER DOUBLE-DOUBLES BOARD

| Player | 2023-24 | at Neb | Career* |
|---------------|----------|----------|-----------|
| Mast | 4 | 4 | 24 |
| Allick | 0 | 0 | 11 |
| Gary | 3 | 4 | 6 |
| Williams | 0 | 0 | 4 |
| Keita | 0 | 1 | 1 |
| Coleman | 0 | 0 | 2 |
| Totals | 7 | 9 | 48 |

9.4

NU leads the Big Ten with 9.4 3-pointers per game as of Jan. 18, an average which is on pace to challenge the single-season school record for 3-pointers per game (9.5/gm, 2001-02). The Huskers are 8-2 this season when hitting at least 10 3-pointers.

2023-24 MBB QUICK FACTS

| | |
|--|---------------------------------|
| Location | Lincoln, Neb. |
| Founded | 1869 |
| Enrollment | 23,600 (Fall 2023) |
| Nickname | Cornhuskers, Huskers |
| Colors | Scarlet & Cream |
| Affiliation | NCAA Division I |
| Conference | Big Ten Conference |
| Home Arena | Pinnacle Bank Arena |
| Capacity/Year Opened | 15,000/2013 |
| Chancellor | Rodney Bennett |
| Faculty Rep. | Scott M. Fuess Jr. |
| Vice Chancellor, Director of Athletics | Trev Alberts |
| Athletic Dept. Phone | (402) 472-4224 |
| Assistant A.D./Ticketing | Holly Adam |
| Ticket Office Phone | (402) 472-3111 or 1-800-8BIGRED |
| Website | Huskers.com |

BASKETBALL HISTORY

| | |
|---|-----------|
| First year of basketball | 1896-97 |
| Regular-season conference titles (last) | 7 (1950) |
| Postseason conference titles (last) | 1 (1994) |
| All-time postseason appearances | 26 |
| All-time postseason record | 24-25 |
| NCAA Appearances (last) | 7 (2014) |
| NIT Appearances (last) | 19 (2019) |

BASKETBALL STAFF

| | |
|---|--|
| Head Coach | Fred Hoiberg (5th season) |
| Alma Mater (Year) | Iowa State (1995) |
| Assistant Coaches | Adam Howard (2nd season) |
| | Nate Loenser (3rd season) |
| | Ernie Zeigler (2nd season) |
| Director of Men's Basketball Strength and Conditioning | |
| | Kurt Joseph |
| Director of Basketball Strategies & Business Operations | |
| | Luca Virgilio |
| Asst. Director of Operations | Sheryl Burbach |
| Director of Player Development | Emmanuel Tommy |
| Video Coordinator | Michael Bania |
| Recruiting Coordinator | Padyn Borders |
| Graduate Managers | Nihilo Ibarra, Justin Moore, Joey St. Pierre |
| Athletic Trainer | Andrew McCabe |
| Equipment Manager | Pat Norris |

2023-24 TEAM INFORMATION

| | |
|--------------------------|-------------------------------|
| 2022-23 Record | 16-16 (11-4 H, 4-9 A, 1-3 N) |
| Big Ten Record (Finish) | 9-11 (t-11th) |
| Big Ten Championship | 0-1, lost to Minnesota, 78-75 |
| Postseason | None |
| Starters Returning/Lost | 3/3 |
| Lettermen Returning/Lost | 7/6 |
| Scholarship Newcomers | 7 |

COMMUNICATIONS INFORMATION

| | |
|---------------------------------|--|
| Associate A.D./Communications | Keith Mann |
| Office Phone | (402) 472-2263 |
| Sr. Assoc. Director/MBB Contact | Shamus McKnight |
| Office/Cell Phone | (402) 472-7772 / (402) 540-0268 |
| E-Mail | smcknight@huskers.com |
| Press Row Phone | (402) 904-5925 |
| Communications Mailing Address | P.O. Box 880123, 800 Stadium Drive, Lincoln, NE 68588-0123 |

MEDIA WEBSITE

Media can access Nebraska's media site for headshots, the digital media guide, press conference videos and more.

Huskers.com/media

16

Nebraska has held 16 of 18 opponents under 50 percent shooting. Dating back to last season, NU has held 21 of its last 25 opponents to under 50 percent shooting.

• C.J. Wilcher has been on a tear in recent weeks, averaging 12.0 points per game on 59 percent shooting over the last seven contests to raise his season average to 8.4 ppg. He is 17-of-31 from 3-point range (.548) in that stretch with five double-figure efforts.

• Keisei Tominaga enters the Northwestern game needing just five 3-pointers to break into NU's top-10 career chart. Tominaga, who leads NU with 38 3-pointers, has 140 for his career. Tominaga, who is fourth in the Big Ten in 3-pointers per game, is five behind Tyrone Lue (145, 1996-98) for 10th place. He has made three or more 3-pointers in four of the past five games dating back to Jan. 3.

• One strength of the Huskers has been getting to the free throw line. NU has shot more free throws in 14 of 18 games in 2023-24 and its +88 differential is tied for third in the Big Ten as of Jan. 18. Nebraska has made nearly as many free throws (283) as opponents have had attempts (287). NU allows just 15.9 free throw attempts per game to tie for third in the Big Ten as of Jan. 18.

• Nebraska enters Saturday's game ranked second in the Big Ten in free throw shooting at 75.5 percent. It is on pace to be one of NU's highest season percentages. NU has not shot over 74 percent from the foul line since the 2011-12 season when NU shot a school-record 76.6 percent.

• Nebraska's bench has provided a spark, averaging 24.4 points per game. The Huskers' leading scorer has come from the bench six times (Hoiberg-Lindenwood; Wilcher-Rider, North Dakota and South Carolina State; Gary-Stony Brook; Allick-Iowa) and NU has had 17 double-figure efforts from its bench in 2023-24.

• Nebraska won its first seven games by 10 or more points. It was just the second time in over 100 years - the other was from Dec. 3-30, 1990 - that the Huskers won seven straight games by double figures.

• The Huskers finished non-conference action with a 10-1 mark, matching their best non-conference record since joining the Big Ten (also 2018-19).

LAST TIME OUT

Brice Williams had a game-high 22 points to lead three Huskers in double figures, but Nebraska suffered an 87-82 overtime setback at Rutgers Wednesday evening.

The Huskers led 63-51 with 9:39 remaining in regulation after consecutive 3-pointers from Wilcher only to see the Scarlet Knights rally down the stretch. The Huskers had two chances in the final 10 seconds of regulation to win, but could not get a shot off, sending the game to OT.

Williams finished with 22 points, six rebounds and three steals, while Keisei Tominaga and Wilcher added 16 and 12 points, respectively.

In the extra session, Nebraska tied it at 74 after a Tominaga 3-pointer but Cliff Omoruyi's basket with 2:58 left in overtime gave the Scarlet Knights the lead for good. Rutgers led 79-74, but the Huskers would continue to battle. NU got to within 83-82 after a pair of 3-pointers by Sam Hoiberg, the last with 20.9 seconds left, but Rutgers Noah Fernandez hit a pair of free throws to make it a 3-point game before Tominaga's 3-pointer with 10 seconds left was off the mark, allowing Rutgers to escape with the win.

Aundrey Hyatt led five Rutgers (10-7, 2-4) players in double digits with 17 points while Mawot Mag added 16. Omoruyi finished with 14 points and 15 boards, as Rutgers out-rebounded NU, 56-42, including 25 offensive rebounds which led to 20 second-chance points.

Free Throw Differential

| No. | School | Margin |
|-----|----------|--------|
| 1. | Purdue | +175 |
| 2. | Maryland | +126 |
| 3. | Nebraska | +88 |
| | Rutgers | +88 |
| 5. | Indiana | +81 |

Consecutive Wins by Double Figures

| No. | Years | Games |
|-----|---------------------------|-------|
| 1. | 1990-91 | 9 |
| 2. | 1911-12 | 8 |
| 3. | 2023-24 | 7 |
| | 1905-06 (4) & 1906-07 (3) | 7 |

Postgame Notes

- Nebraska fell to 66-55 all-time in overtime games, and the loss snaps a three-game OT win streak dating back to last season.
- Brice Williams posted his second 20-point game of the season with a game-high 22 points. It was his highest total since Nov. 18.
- Williams tied a career high with four 3-pointers, as he had four against Milwaukee when he played for Charlotte on March 20, 2023.
- Nebraska had won 17 straight games when scoring 80-or-more points before the streak was snapped at Rutgers. The Huskers are now 19-2 over the last three years when scoring 80 or more points with both losses coming in overtime.
- Nebraska hit 10 or more 3s for the ninth time this season, finishing 13-of-35 from 3-point range.


HUSKERS TO HONOR MLK ON SATURDAY

In addition to Alumni Weekend, the Husker basketball programs will honor the life and legacy of Dr. Martin Luther King Jr. during this week's games. The Husker women honored Dr. King on Wednesday, while the men's third-annual event will take place this Saturday against Northwestern. Some of the features of both events include:

- The Huskers will wear special shooting shirts, as modeled by C.J. Wilcher (right)
- A special pre-game video announcement will be played prior to the national anthem
- MLK quotes will be shared throughout the game on the HuskerVision boards

"It means everything to me. He has positively affected the way we all live our lives today. But even more specifically, his words and perspectives on life have stood the test of time and the things he's said are transferable in all walks of life."

- C.J. Wilcher on Dr. King's legacy



A RED LETTER DAY: HUSKERS KNOCK OFF NO. 1 PURDUE

The 88-72 win over No. 1 Purdue on Jan. 9 marked Nebraska's fourth all-time win against a No. 1 team and first since a 67-51 win at Missouri on Feb. 6, 1982.

- The Huskers' other wins against No. 1 teams came in 1958 (Kansas State) and Michigan (1964).
- Nebraska snapped an 11-game losing streak against AP No. 1 teams dating back to 1982.
- Of Nebraska's four all-time wins against No. 1 teams, Fred Hoiberg's family has been part of two of them. His grandfather, Jerry Bush, coached the Huskers to their 1958 win over No. 1 Kansas State.
- The win over Purdue was NU's 25th all-time win against a top-10 team in program history.
- Nebraska has now beaten at least one top-10 team in each of the past three seasons, the first time that has happened since NU knocked off top-10 teams in four consecutive seasons (1990-91 to 1993-94) under Danny Nee.

| Program Wins vs. No. 1 | | |
|------------------------|--------------|----------|
| Date | Opponent | Score |
| 3/3/1958 | Kansas State | W, 55-48 |
| 12/12/1964 | Michigan | W, 74-73 |
| 2/6/1982 | at Missouri | W, 67-51 |
| 1/9/2024 | Purdue | W, 88-72 |



FINDING BALANCE

Nebraska relied on its depth and a balanced attack with four players averaging double figures and three others averaging at least 5.8 points per contest.

- NU has four players averaging double figures with each averaging between 11.7 and 14.6 points per game.
- Nine different players reached double figures this season and the Huskers have had seven different leading scorers.
- No Husker averages more than 30 minutes per game, while eight players are averaging at least 15 minutes per game.
- NU has gotten at least one double-figure effort from its bench in 15 of 18 contests.
- The Huskers had a season-best six players in double figures in the win over North Dakota on Dec. 20.
- Nebraska relied on its depth, as only four players - Brice Williams, Jamarques Lawrence, Sam Hoiberg and C.J. Wilcher - played in all 18 games this season.

TOMINAGA RETURNS TO ALL-BIG TEN FORM

Nebraska returns one of college basketball's top shooters in fifth-year senior Keisei Tominaga. He leads NU in scoring at 14.6 ppg while shooting 46 percent from the field, 38 percent from 3-point range and 87 percent from the line.

- He has been on a tear in January, averaging 18.6 points per game on 53 percent shooting, including 45 percent from 3-point range.
- Tominaga comes off a 16-point effort in Wednesday's OT loss at Rutgers.
- Against No. 1 Purdue, Tominaga hit a season-high five 3-pointers as part of a 19-point outburst. It was the most three-pointers by a Husker this season. He had six points in a 13-0 run that gave Nebraska the lead for good. In addition, he matched a career high with four assists.
- He led NU with 17 points on 7-of-10 shooting against No. 21 Wisconsin on Jan. 6.
- Tominaga had a season-high 28-point effort against Indiana on Jan. 4, hitting 9-of-15 shots from the field and scoring 18 of his 28 points after halftime. It marked his 13th 20-point game of his career.
- He led NU's comeback against North Dakota on Dec. 20, scoring seven of his 11 second-half points in a 12-0 run that helped erase a 14-point deficit. He finished with 15 points, his sixth double-figure effort of the season.
- Tominaga had nine points and set career highs in both assists (four) and steals (five) at Kansas State on Dec. 17. The five steals were the most by a Husker since Sam Griesel had five steals at Penn State last January.
- He topped NU with 20 points on 8-of-16 shooting in the loss to No. 13 Creighton on Dec. 3.
- He had a perfect shooting performance against Cal State Fullerton on Nov. 26, as he went 5-of-5 from the field, including 3-of-3 from 3-point range, and 4-of-4 from the foul line. Prior to Tominaga, the last player to have at least 15 points on a perfect shooting night was David Rivers at Michigan State on Jan. 13, 2013 (8-8 FG, 1-1 3Pt, 1-1 FT).
- After missing the first two games with a sprained ankle, Tominaga went 0-for-3 from the foul line against Stony Brook. Since then, he is 37-of-40 from the line (.925).

Tominaga was named to the preseason All-Big Ten team, becoming just the third Husker to receive the honor since Nebraska joined the conference in the 2011-12 season. Last season, he averaged 13.1 points per game on 53 percent shooting, including 40 percent from 3-point range. Tominaga led the Huskers in 3-pointers with 66 and was one of only six players nationally to average double figures and shoot 50 percent from the field, 40 percent from 3-point range and 85 percent from the foul line.

| Tominaga on a Tear | | | | |
|--------------------|------|---------|----------|---------|
| Span | PPG | FG Pct. | 3pt Pct. | FT Pct. |
| January | 18.6 | .525 | .447 | .923 |
| Nov.-Dec. | 12.7 | .430 | .333 | .847 |

HUSKERS IN THE PROS

A total of 23 former Huskers are playing professionally around the world during the 2023-24 season.

NBA/G LEAGUE

| Player (Years at NU) | Team |
|-------------------------|-----------------------------|
| Dalano Banton (2020-21) | Boston Celtics |
| Bryce McGowens (2022) | Charlotte Hornets |
| Isaiah Roby (2017-19) | Westchester Knicks/G League |
| Trey McGowens (2020-22) | College Park Skyhawks |

HUSKERS PLAYING OVERSEAS

| Player (Years at NU) | Country |
|---------------------------------|--------------|
| Sek Henry (2007-10) | Turkey |
| Caleb Walker (2011-12) | France |
| Jorge Brian Diaz (2010-12) | Puerto Rico |
| Ray Gallegos (2010-14) | Mexico |
| Shavon Shields (2013-16) | Italy |
| Leslee Smith (2014-15) | England |
| Tai Webster (2014-17) | Australia |
| Jack McVeigh (2016-18) | Australia |
| Anton Gill (2017-18) | Colombia |
| Glynn Watson Jr. (2016-19) | Germany |
| James Palmer Jr. (2018-19) | Turkey |
| Isaac Copeland Jr. (2018-19) | Saudi Arabia |
| Dachon Burke Jr. (2019-20) | Lithuania |
| Matej Kavas (2020) | Austria |
| Thorir Thorbjarnarson (2018-21) | Iceland |
| Shamuel Stevenson (2010-21) | Croatia |
| Kobe Webster (2021-22) | Serbia |
| Lat Mayen (2021-22) | Australia |
| Alonzo Verge Jr. (2022) | Qatar |
| Sam Griesel (2023) | Germany |



MCGOWENS HELPS USA TO GOLD

Former Nebraska men's basketball player Trey McGowens earned a gold medal this past October, leading Team USA to a gold medal in the FIBA 3x3 U23 World Cup on Sunday in Lublin, Poland.

McGowens, who played at Nebraska for two seasons (2020-22), was named MVP of the Tournament and named to the Team of the Tournament, as the United States went 7-0. McGowens, who played for the Long Island Nets in the NBA G League last season, led all tournament players with 54 points during the competition.

At Nebraska, McGowens was a two-year starter for the Huskers (2020-22). He averaged 9.2 points, 4.0 rebounds, 2.0 assists and 1.5 steals per game at NU while he was often assigned to the opponent's top perimeter scoring threat.

4

Nebraska's 2023-24 roster features four career 1,000-point scorers (Josiah Allick, Jarron Coleman, Rienk Mast and Brice Williams). Williams became the most recent member of the 1,000-point club at Wisconsin on Jan. 6.

HUSKER MBB RADIO SHOW

The Husker Basketball Radio Show airs throughout the 2023-24 season across the Huskers Radio Network. Join hosts Greg Sharpe and Jessica Coody with Head Coach Fred Hoiberg or a member of the Husker Basketball Coaching staff each week. The show typically airs on Monday nights during the season. A complete schedule is below.

The show can be heard across Huskers Radio Network stations and for free on Huskers.com. Fans are encouraged to text their questions to (402) 413-2400 and join the discussion. Fans can also watch for free on the internet at YouTube.com/Huskers.

| Date | Time |
|-----------------------|---------|
| Monday, November 20 | 6 p.m.* |
| Monday, November 27 | 6 p.m.* |
| Monday, December 4 | 6 p.m. |
| Monday, December 11 | 6 p.m. |
| Monday, December 18 | 6 p.m. |
| Thursday, December 28 | 7 p.m. |
| Tuesday, January 2 | 6 p.m. |
| Monday, January 8 | 6 p.m.* |
| Monday, January 15 | 6 p.m. |
| Monday, January 22 | 6 p.m. |
| Monday, January 29 | 6 p.m. |
| Monday, February 5 | 6 p.m.* |
| Monday, February 12 | 6 p.m. |
| Monday, February 19 | 6 p.m. |
| Monday, February 26 | 6 p.m. |
| Monday, March 4 | 6 p.m. |
| Monday, March 11 | 6 p.m. |

*-Taped segments

HOIBERG'S HUSKER TIES

While Fred Hoiberg grew up in Ames and played his high school (Ames High School) and college basketball (Iowa State) there, he was born in Lincoln and has numerous ties to the city and to the University of Nebraska.

- Fred's father (Eric) and mother (Karen) both earned their undergraduate degrees from Nebraska in 1966. In fact, Eric earned his undergraduate degree, Master's degree, and Ph.D. in sociology from the university.
- His maternal grandfather was former Husker basketball coach Jerry Bush. Known as the "Big Bear of the Coliseum," Bush guided NU from 1955 to 1963, and directed two of the greatest upsets ever – a 43-41 victory over No. 4 Kansas and Wilt Chamberlain, and a 55-48 victory over No. 1 Kansas State and Olympian Bob Boozer during the 1957-58 campaign.
- His paternal grandfather (Otto) received his Master's Degree and Ph.D from Nebraska. He joined the faculty of the University of Nebraska in 1948, where he taught sociology and served as director of the community development program in the University of Nebraska Extension Division.
- Fred's son (Sam) is in his third season on the Husker basketball team after walking on. Fred and Sam are one of 22 father-son duos in Division I this season.

800

Nebraska is shooting 80.0 percent from the foul line (196-245) over the last 12 contests dating back to Nov. 22. Keisei Tominaga is shooting a team-best 92.9 percent (39-of-42) in that span, while Brice Williams is at an 89 percent clip (38-of-44).

MAST ANCHORS HUSKER POST

Rienk Mast has been one of the Big Ten's top transfers this season and comes into the Northwestern contest averaging 12.8 points, 8.4 rebounds and 2.8 assists per game.

- Mast has more than filled the void of Derrick Walker, a second-team All-Big Ten pick in 2022-23 who led NU in scoring, rebounding and assists last season.
- Mast's 8.4 rebounds per game rank fifth in the Big Ten and is on pace to be the most rebounds per game by a Husker since 2007-08 (Aleks Maric).
- He has four of the Huskers' seven double-doubles this season.
- Mast has been in double figures 11 times and has five games with at least 10 rebounds this season. He tied for team-high honors at Iowa with 14 points and five boards.
- He keyed Nebraska's upset of No. 1 Purdue with 18 points, including 14 in the first half while helping limit Zach Edey to 15 points.
- He missed two games because of a knee procedure on Dec. 18 before returning to the lineup on Jan. 3 against Indiana.
- He put together one of his best performances in the win at Kansas State on Dec. 17 with 19 points and 12 rebounds.
- Mast grabbed 14 caroms and dished out a career-high six assists in NU's win over Michigan State on Dec. 10.
- Against Florida A&M on Nov. 9, he posted season bests of 20 points and 16 rebounds, becoming the first Husker in the Big Ten era (2011-12 to present) to have a game with at least 20 points and 15 rebounds, and the first Husker to do so since All-Big 12 performer Aleks Maric in 2008.
- Since 1990, only six Huskers have had games with at least 20 points and 15 rebounds. That list includes Aleks Maric, Kimani Ffriend, Venson Hamilton, Mikki Moore and Eric Piatkowski.
- Mast's 16 rebounds vs. FAMU were the most by a Husker since Yvan Ouedraogo had 19 rebounds against Northwestern on March 1, 2020.

| Filling Walker's Void | | | |
|-----------------------|------|-----|-----|
| Player | PPG | RPG | APG |
| Walker (2022-23) | 13.6 | 7.1 | 3.9 |
| Mast (2023-24) | 12.8 | 8.4 | 2.8 |

| Huskers with 20+ Points/15+ Rebounds (Since 1990) | | | | |
|---|---------------|----------|------|------|
| Name | Opponent | Date | Pts. | Reb. |
| Rienk Mast | FAMU | 11/9/23 | 20 | 16 |
| Aleks Maric | Missouri | 2/13/08 | 32 | 16 |
| Aleks Maric | Alabama A&M | 11/17/07 | 21 | 16 |
| Aleks Maric | Missouri | 2/24/07 | 31 | 19 |
| Aleks Maric | vs. Houston | 12/23/06 | 21 | 15 |
| Aleks Maric | at Iowa State | 2/15/06 | 37 | 16 |
| Kimani Ffriend | Baylor | 1/22/00 | 21 | 19 |
| Venson Hamilton | Okla. St. | 2/17/99 | 20 | 15 |
| Mikki Moore | at Nevada | 3/18/97 | 21 | 15 |
| Eric Piatkowski | Kent | 12/5/92 | 23 | 16 |
| Eric Piatkowski | E. Wash. | 12/21/91 | 23 | 15 |

STEADY WILLIAMS SHOWS ALL-AROUND GAME

- Junior Brice Williams has been a rock for the Huskers this season. The 6-foot-7 guard is second on the team in scoring at 13.3 points per game while shooting 37 percent from 3-point range. He is second on the team in scoring, assists (2.7 apg) and blocked shots (0.7) and is third on the team in rebounds (5.6 rpg).
- He comes into the Northwestern game shooting 43 percent from the field, 37 percent from 3-point range and 87 percent from the foul line. He tops NU in both free throws made (59) and attempted (68) and is third in the Big Ten in free throw percentage.
 - In recent games, Williams has helped facilitate the Husker offense with a 19-to-6 assist-to-turnover ratio over the last four games.
 - He has a team-high 14 double-figure games, most recently a 22-point, six-rebound, three-steal effort in the OT loss at Rutgers on Jan. 17.
 - His effort against No. 1 Purdue may have been Williams' best all-round effort of the season as he had season bests in assists (nine), rebounds (11) and blocked shots (two). He finished one point and one rebound shy of just the third triple-double in school history.
 - His best offensive performance of the year came in NU's win over Oregon State when he had 25 points on 9-of-17 shooting.
 - Williams nearly posted his first double-double of the year with 10 points and nine rebounds in the win at Kansas State on Dec. 17.
 - He tallied 18 points, six rebounds, four assists and three steals before fouling out at Minnesota on Dec. 6 and had 16 points, six boards and a career-high four steals in the win over Indiana on Jan. 3.

GARY RETURNS BETTER THAN EVER

After his 2022-23 season was cut short with a left shoulder injury that required surgery, Juwan Gary has played the best basketball of his career this season. During his rehab, Gary spent extensive time working on his shooting mechanics and the work has paid off.

| Juwan Stepping Up Offensively | | |
|-------------------------------|---------|---------|
| Category | 2022-23 | 2023-24 |
| PPG | 9.5 | 11.7 |
| RPG | 6.5 | 5.8 |
| FG Pct. | .438 | .519 |
| 3-Pt. Pct. | .263 | .333 |
| FT. Pct. | .621 | .667 |

1.45

Nebraska's assist-to-turnover ratio this season, which is sixth in the Big Ten as of Jan. 18. Over the last decade, NU's best assist-to-turnover ratio is 1.32, set in the 2018-19 season. Nebraska's 16.2 assists per game is the program's highest average since 1995-96 (17.37 apg).

- He is averaging 11.7 points per game on a team-best .519 field goal percentage. Gary is second on the team in rebounding (5.8 rpg) and tops the Huskers in both steals (1.2 spg) and blocked shots (0.9 bpg).

- Gary was injured during the second half of Nebraska's game at Rutgers and did not return.

- Gary has nine double-figure games which matches the most he has had in a season. Entering this season, Gary had just 20 double-figure games in 75 career contests.

- He tied or eclipsed his career high in points three times this season.

- Gary had 12 points, five rebounds and a pair of steals in the win over No. 1 Purdue.

- He has three double-doubles this year, most recently a 12-point, 12-rebound effort against North Dakota on Dec. 20.

- Gary was dominant in NU's win at Kansas State on Dec. 17 with 13 points and a career-high 18 rebounds, including 11 offensive rebounds. His 18 rebounds broke his previous career high of 11, while his 11 offensive boards were the second-highest total by a Division I player this season as of Jan. 15.

- He recorded his second career 20-point game against Michigan State, hitting 8-of-11 shots from the field and adding three rebounds and three steals in NU's win over the Spartans.

Most Offensive Rebounds in 2023-24 (as of Jan. 15)

| No. | Name (School) | Off Reb. | Opponent |
|-----|------------------------------------|----------|---------------------|
| 1. | Aaron Cash (UT-Arlington) | 12 | North Texas-Dallas |
| 2. | Juwan Gary (Nebraska) | 11 | at Kansas State |
| | Andrew Morgan (North Dakota State) | 11 | at Western Michigan |
| | Drew Cisse (Western Illinois) | 11 | South Dakota |
| | Drew Cisse (Western Illinois) | 11 | Lindenwood |
| | Ernest Udeh (TCU) | 11 | TAMU-Commerce |

Most Offensive Boards by a Husker (Big Ten Era)

| No. | Player | Off Reb. | Opp. | Date |
|-----|------------------|----------|-----------------|----------|
| 1. | Juwan Gary | 11 | at Kansas State | 12/17/23 |
| | Tanner Borchardt | 11 | at Illinois | 2/2/19 |
| 3. | Yvan Ouedraogo | 10 | Northwestern | 3/1/20 |
| 4. | Juwan Gary | 8 | Maine | 11/7/22 |
| | Walter Pitchford | 8 | at Iowa | 12/31/13 |

TOMINAGA, MAST SPEND SUMMERS WITH NATIONAL TEAMS

A pair of Huskers spent the summer representing their national teams in international events. Rienk Mast represented the Netherlands in the FIBA Olympic Pre-Qualifying Tournament in Turkey, while Keisei Tominaga played for Japan in the FIBA World Cup.

- Mast played in all three games for the Netherlands, averaging 6.0 points, 6.0 rebounds and 1.3 assists per game as the team posted a 1-2 record.

- Tominaga played in all five games for Japan, averaging 11.4 points per game in helping the team qualify for the 2024 Paris Olympics as the highest finishing team from Asia. He was named player of the game in the win over Cape Verde, finishing with 22 points on 8-of-11 shooting from the field, including 6-of-8 from 3-point range.

FAMILY TIES

Several members of the 2023-24 Huskers have family members who have played basketball at the college or professional levels. The list is led by Fred Hoiberg, who played in the NBA for a decade after a standout career at Iowa State. In addition, Ramel Lloyd was a Parade All-American who scored over 1,600 points at the college level at Syracuse and Long Beach State, while Henry Williams scored a school-record 2,383 points at Charlotte and his number 34 jersey was retired by the school.

| Player | Relative | College (Sport) |
|-----------------|------------------------------|--|
| Josiah Allick | Bekka (Sister) | Nebraska (VB) |
| | Bill Ziegelbein (Stepfather) | Nebraska (FB) |
| | Colleen Ziegelbein (Mother) | Northwest Missouri State (WBB) |
| | Melvin (Father) | UNLV (Swimming) |
| Sam Hoiberg | Fred (Father) | Iowa State/NBA (MBB) |
| | Jack (Brother) | Michigan State/UT-Arlington (MBB) |
| Keisei Tominaga | Hirokyu (Father) | Played Internationally for Japan (MBB) |
| Ramel Lloyd Jr. | Ramel Sr. (Father) | Syracuse/Long Beach State (MBB) |
| Ahron Ullis | Tyler (Brother) | Kentucky/NBA (MBB) |
| C.J. Wilcher | Sergio (Father) | Morgan State (MBB) |
| | Simeon (Brother) | St. John's (MBB) |
| Brice Williams | Henry (Father) | Charlotte (MBB) |

NBA COACHES: BACK TO SCHOOL

Fred Hoiberg is one of eight active NCAA coaches to have coached in the NBA, as he spent three-plus seasons with the Chicago Bulls from 2015 to 2018. Hoiberg's 270 regular-season NBA games rank third among the eight former NBA coaches in the collegiate ranks.

Division I Coaches with NBA Head Coaching Experience

| Coach, School | NBA Head Coach, Years |
|--------------------------------------|--|
| John Calipari, Kentucky | New Jersey, 1996-99 |
| Leonard Hamilton, Florida State | Washington, 2000-01 |
| Fred Hoiberg, Nebraska | Chicago, 2015-18 |
| Eric Musselman, Arkansas | Golden State, 2002-04; Sacramento, 2006-07 |
| Rick Pitino, St. John's | New York, 1987-89; Boston, 1997-2001 |
| Reggie Theus, Bethune-Cookman | Sacramento, 2007-09 |
| Darrell Walker, Arkansas Little Rock | Toronto, 1996-98; Washington, 1999-2000 |
| Mike Woodson, Indiana | Atlanta 2004-2010; New York, 2011-14 |

DOUBLE-DIGIT RUNS IN 2023-24

Nebraska has totaled 14 double-figure runs this season, including a 20-0 run against Oregon State on Nov. 18. NU had two double-figure runs in the win over No. 1 Purdue on Jan. 9

| Run | Opponent | Time (Half) |
|------|----------------------|-------------------------|
| 20-0 | vs. Oregon State | 10:54-2:51 (1st) |
| 17-0 | Rider | 10:19-1:30 (2nd) |
| 13-0 | Duquesne | 13:14-9:38 (2nd) |
| 13-0 | Purdue | 3:17 (1st) -18:21 (2nd) |
| 12-0 | at Kansas State | 14:45-5:06 (2nd) |
| 12-0 | Florida A&M | 15:20-11:31 (1st) |
| 12-0 | North Dakota | 19:00-15:13 (2nd) |
| 12-0 | South Carolina State | 20:00-14:03 (1st) |
| 11-0 | Purdue | 13:11-11:22 (2nd) |
| 11-0 | South Carolina State | 13:46-9:34 (1st) |
| 10-0 | at Rutgers | 14:49-12:25 (1st) |
| 10-0 | Lindenwood | 6:29-4:07 (1st) |
| 10-0 | Florida A&M | 6:29-4:27 (1st) |
| 10-0 | Florida A&M | 0:47 (1st)-16:02 (2nd) |
| 10-0 | South Carolina State | 6:20-2:37 (1st) |

HUSKER COACHING STAFF RETURNS INTACT

Nebraska's full-time coaching staff remains the same as it was during the 2022-23 season with Nate Loenser, Adam Howard and Ernie Zeigler joining Head Coach Fred Hoiberg on the Husker bench.

- Loenser begins his third season on the Husker staff. He joined the Husker program after spending five seasons with the Chicago Bulls organization. Loenser was an assistant coach for the Bulls under both Fred Hoiberg and Jim Boylan for three seasons. He also served as the Bulls' video coordinator and head coach of the Windy City Bulls. Loenser worked with Hoiberg at Iowa State for two seasons.

- Howard is in his second year on the coaching staff. He was selected to participate in the 2023 TopConnect Basketball Symposium, an event featuring some of the nation's top assistant coaches. Prior to joining the NU staff, he spent four years at South Alabama, helping the program to 75 wins in that span after the program had seven straight losing seasons. In 2021-22, South Alabama won 21 games, the school's highest total since 2008. Howard also coached at Troy, Tennessee, Southern Miss and Morehead State after playing collegiately at Western Kentucky.

- Zeigler is also in his second year at Nebraska. He joined the NU staff in August of 2022 after spending six years on Ben Howland's staff at Mississippi State. The Bulldogs had four postseason appearances between 2018-22. Zeigler spent six seasons as the head coach at Central Michigan (2007-12) and previously served stints at UCLA, Pittsburgh, Kansas State, Detroit, and Bowling Green.

INTERNATIONAL HUSKERS

NU's roster has had an international flavor in recent seasons and that trend will continue in 2023-24. Four Huskers hail from overseas, including Keisei Tominaga (Moriyama Nagoya Aichi, Japan), Matar Diop (Dakar, Senegal), Blaise Keita (Bamako, Mali), and Rienk Mast (Groningen, Netherlands).

In five seasons under Hoiberg, NU has had players on its roster from a host of countries, including Australia, Canada, England, France, Iceland, Lithuania, and Slovenia.

NEBRASKA BASKETBALL RADIO/TV ROSTER



0 | C.J. WILCHER
Jr. | G | 6-5 | 214



1 | SAM HOIBERG
So. | G | 6-0 | 183



2 | RAMEL LLOYD JR.
RFr. | G | 6-6 | 210



3 | BRICE WILLIAMS
Jr. | G | 6-7 | 213



4 | JUWAN GARY
Jr. | F | 6-6 | 221



5 | AHRON ULIS
Jr. | G | 6-3 | 190



9 | JARRON COLEMAN
Sr. | G | 6-5 | 213



10 | JAMARQUES LAWRENCE
So. | G | 6-3 | 182



11 | ELI RICE
Fr. | G | 6-8 | 213



15 | BLAISE KEITA
Jr. | F | 6-11 | 257



21 | MATAR DIOP
Fr. | F | 6-10 | 213



24 | JEFFREY GRACE III
So. | G | 6-3 | 197



30 | KEISEI TOMINAGA
Sr. | G | 6-2 | 179



31 | CALE JACOBSEN
RFr. | G | 6-4 | 20



35 | HENRY BURT
RFr. | F | 6-7 | 216



51 | RIENK MAST
Jr. | F | 6-10 | 248



53 | JOSIAH ALLICK
Sr. | F | 6-8 | 231



FRED HOIBERG
Head Coach



ADAM HOWARD
Assistant Coach



NATE LOENSER
Assistant Coach



ERNIE ZEIGLER
Assistant Coach



KURT JOSEPH
Director of Men's Basketball Strength & Conditioning



LUCA VIRGILIO
Director of Basketball Strategies & Business Operations



EMMANUEL TOMMY
Director of Player Development



MICHAEL BANIA
Video Coordinator



PADYN BORDERS
Recruiting Coordinator



SHERYL BURBACH
Assistant Director of Basketball Operations



ANDREW MCCABE
Athletic Trainer



PAT NORRIS
Equipment Manager



JAKE BLATTNER
Performance Nutrition Coordinator




MATT THOME
NAPL Director



NIHI IBARRA
Graduate Manager



JUSTIN MOORE
Graduate Manager



JOEY ST. PIERRE
Graduate Manager



2023-24
Nebraska Roster

BROADCAST
NOTES

2023-24 RECORD

13-5/3-4 Big Ten

LAST GAME

Wed., Jan. 17
at Rutgers.....L, 87-82 (OT)

UPCOMING GAMES

Sat., Jan. 20

Northwestern.....1:15 p.m./BTN

Tues., Jan. 23
Ohio State.....6 p.m./PeacockSat., Jan. 27
at Maryland.....11 a.m./BTN

HEAD COACH

Fred Hoiberg (Iowa St., 1995)

Nebraska: 53-88 / 5th

Career: 168-144 / 10th

ASSISTANTS

Adam Howard, 2nd season

Nate Loenser, 3rd season

Ernie Zeigler, 2nd season

2023-24 SCHEDULE

NOV

6 Lindenwood.....W, 84-52
6 Florida A&M.....W, 81-54
13 Rider.....W, 64-50
15 Stony Brook.....W, 84-63
18 vs. Oregon State.....W, 84-63
22 Duquesne.....W, 89-79
26 Cal State Fullerton.....W, 85-72

DEC

3 No. 15 Creighton.....L, 60-89
6 at Minnesota *.....L, 65-76
10 Michigan State *.....W, 77-70
17 at Kansas State.....W, 62-46
20 North Dakota.....W, 82-75
29 South Carolina State.....W, 91-62

JAN

3 Indiana *.....W, 86-70
6 at No. 21 Wisconsin *.....L, 72-88
9 No. 1 Purdue *.....W, 88-72
12 at Iowa *.....L, 76-94
17 at Rutgers *.....L, 82-87 (OT)
20 Northwestern *
23 Ohio State *
27 at Maryland *

FEB


1 Wisconsin *
4 at Illinois *
7 at Northwestern *
10 Michigan *
17 Penn State *
21 at Indiana *
25 Minnesota *
29 at Ohio State *

MARCH

3 Rutgers *
10 at Michigan *
13-
17 at Big Ten Tournament

C.J. WILCHER (WILL-CHUR)

G / 6-5 / 214 / Jr. / Plainfield, N.J.



| | GP/GS | PPG | RPG | APG | SPG | FG% | 3PT% | FT% |
|--------|-------|-----|-----|-----|-----|------|------|-------|
| Season | 18/2 | 8.4 | 1.9 | 0.9 | 0.5 | .500 | .431 | .926 |
| B1G | 7/0 | 9.9 | 2.0 | 1.0 | 0.4 | .528 | .519 | 1.000 |
| Career | 96/29 | 7.4 | 2.0 | 0.9 | 0.6 | .441 | .374 | .720 |

SAM HOIBERG

G / 6-0 / 183 / So. / Lincoln, Neb.



| | GP/GS | PPG | RPG | APG | SPG | FG% | 3PT% | FT% |
|--------|-------|-----|-----|-----|-----|-------|-------|-------|
| Season | 17/0 | 4.4 | 2.8 | 1.6 | 1.1 | 0.410 | 0.367 | 0.684 |
| B1G | 7/0 | 4.6 | 2.6 | 2.3 | 1.0 | .435 | .455 | 1.000 |
| Career | 38/1 | 4.2 | 2.3 | 0.9 | 0.8 | .473 | 0.385 | 0.766 |

RAMEL LLOYD JR.

G / 6-6 / 210 / RFr. / Long Beach, Calif.



| | GP/GS | PPG | RPG | APG | SPG | FG% | 3PT% | FT% |
|--------|-------|-----|-----|-----|-----|------|------|------|
| Season | 0/0 | 0.0 | 0.0 | 0.0 | 0.0 | .000 | .000 | .000 |
| B1G | 0/0 | 0.0 | 0.0 | 0.0 | 0.0 | .000 | .000 | .000 |
| Career | 0/0 | 0.0 | 0.0 | 0.0 | 0.0 | .000 | .000 | .000 |

BRICE WILLIAMS

G / 6-7 / 213 / Jr. / Huntersville, N.C.



| | GP/GS | PPG | RPG | APG | SPG | FG% | 3PT% | FT% |
|--------|--------|------|-----|-----|-----|------|------|------|
| Season | 18/18 | 13.3 | 5.6 | 2.7 | 1.0 | .428 | .365 | .868 |
| B1G | 7/7 | 13.4 | 5.7 | 3.4 | 1.9 | .431 | .407 | .808 |
| Career | 106/45 | 9.8 | 4.0 | 1.1 | 0.6 | .372 | .388 | .810 |

JUWAN GARY

(JUW-HAHN)

F / 6-6 / 221 / Jr. / Columbia, S.C.



| | GP/GS | PPG | RPG | APG | SPG | FG% | 3PT% | FT% |
|--------|-------|------|-----|-----|-----|------|------|------|
| Season | 15/9 | 11.7 | 5.8 | 1.2 | 1.2 | .519 | .333 | .667 |
| B1G | 7/6 | 10.4 | 3.6 | 0.9 | 1.3 | .556 | .267 | .643 |
| Career | 91/44 | 7.0 | 4.2 | 0.5 | 0.8 | .497 | .263 | .608 |

JARRON "BOOGIE" COLEMAN

G / 6-5 / 213 / Sr. / Indianapolis, Ind.



| | GP/GS | PPG | RPG | APG | SPG | FG% | 3PT% | FT% |
|--------|--------|------|-----|-----|-----|------|------|------|
| Season | 10/0 | 2.7 | 2.0 | 2.6 | 0.3 | .235 | .190 | .636 |
| B1G | 1/0 | 0.0 | 0.0 | 0.0 | 0.0 | .000 | .000 | .000 |
| Career | 115/86 | 10.4 | 4.2 | 3.1 | 0.9 | .398 | .337 | .716 |

JAMARQUES LAWRENCE

G / 6-3 / 182 / So. / Plainfield, N.J.



| | GP/GS | PPG | RPG | APG | SPG | FG% | 3PT% | FT% |
|--------|-------|-----|-----|-----|-----|------|------|------|
| Season | 18/18 | 5.8 | 3.7 | 2.6 | 0.7 | .333 | .246 | .750 |
| B1G | 7/7 | 5.7 | 3.7 | 2.1 | 0.9 | .351 | .286 | .889 |
| Career | 46/30 | 5.3 | 2.8 | 1.6 | 0.5 | .373 | .318 | .559 |

ELI RICE

F / 6-8 / 213 / Fr. / Gallatin, Tenn.



| | GP/GS | PPG | RPG | APG | SPG | FG% | 3PT% | FT% |
|--------|-------|-----|-----|-----|-----|------|------|------|
| Season | 14/0 | 4.1 | 1.4 | 0.4 | 0.2 | .421 | .400 | .667 |
| B1G | 5/0 | 3.6 | 1.4 | 0.4 | 0.2 | .667 | .600 | .750 |
| Career | 14/0 | 4.1 | 1.4 | 0.4 | 0.2 | .421 | .400 | .667 |

MATAR DIOP

(MA-TAR JOPE [AS IN HOPE])

F / 6-10 / 213 / Fr. / Dakar, Senegal



| | GP/GS | PPG | RPG | APG | SPG | FG% | 3PT% | FT% |
|--------|-------|-----|-----|-----|-----|-------|------|------|
| Season | 11/0 | 0.8 | 0.9 | 0.4 | 0.2 | .500 | .000 | .333 |
| B1G | 4/0 | 0.5 | 0.0 | 0.5 | 0.0 | 1.000 | .000 | .000 |
| Career | 11/0 | 0.8 | 0.9 | 0.4 | 0.2 | .500 | .000 | .333 |

KEISEI TOMINAGA

(KAY-SAY TOE-ME-NAWGA)

G / 6-2 / 179 / Sr. / Moriya, Nagoya Aichi, Japan



| | GP/GS | PPG | RPG | APG | SPG | FG% | 3PT% | FT% |
|--------|-------|------|-----|-----|-----|------|------|------|
| Season | 16/16 | 14.6 | 1.8 | 1.2 | 1.1 | .464 | .376 | .867 |
| B1G | 7/7 | 16.0 | 0.4 | 1.3 | 0.6 | .474 | .408 | .947 |
| Career | 78/41 | 10.6 | 1.6 | 0.8 | 0.7 | .460 | .373 | .863 |

CALE JACOBSEN

G / 6-4 / 200 / RFr. / Ashland, Neb.




| | GP/GS | PPG | RPG | APG | SPG | FG% | 3PT% | FT% |
|--------|-------|-----|-----|-----|-----|------|------|------|
| Season | 11/0 | 0.8 | 0.3 | 0.4 | 0.1 | .500 | .000 | .500 |
| B1G | 4/0 | 0.0 | 0.0 | 0.3 | 0.0 | .000 | .000 | .000 |
| Career | 11/0 | 0.8 | 0.3 | 0.4 | 0.1 | .500 | .000 | .500 |

RIENK MAST

(RINK)

F / 6-8 / 248 / Jr. / Groningen, Netherlands



| | GP/GS | PPG | RPG | APG | SPG | FG% | 3PT% | FT% |
|--------|--------|------|-----|-----|-----|------|------|------|
| Season | 16/16 | 12.8 | 8.4 | 2.8 | 0.4 | .440 | .304 | .805 |
| B1G | 7/7 | 10.4 | 6.4 | 3.0 | 1.0 | .397 | .208 | .600 |
| Career | 104/95 | 11.6 | 7.6 | 1.9 | 0.5 | .485 | .325 | .732 |

JOSIAH ALLICK

(AL-ICK)

F / 6-8 / 231 / Sr. / Lincoln, Neb.



| | GP/GS | PPG | RPG | APG | SPG | FG% | 3PT% | FT% |
|--------|--------|-----|-----|-----|-----|------|------|------|
| Season | 17/11 | 6.7 | 5.1 | 1.4 | 0.6 | .522 | .308 | .679 |
| B1G | 6/1 | 5.5 | 4.3 | 1.3 | 0.5 | .625 | .667 | .579 |
| Career | 120/95 | 9.3 | 5.7 | 1.1 | 0.6 | .549 | .288 | .650 |

AHRON ULIS

(VOU-LISS)

G / 6-3 / 190 / Jr. / Chicago, Ill.



| | GP/GS | PPG | RPG | APG | SPG | FG% | 3PT% | FT% |
|--------|-------|-----|-----|-----|-----|------|------|------|
| Season | 0/0 | 0.0 | 0.0 | 0.0 | 0.0 | .000 | .000 | .000 |
| B1G | 0/0 | 0.0 | 0.0 | 0.0 | 0.0 | .000 | .000 | .000 |
| Career | 84/27 | 5.0 | 1.6 | 1.9 | 0.4 | .374 | .310 | .780 |

- ◀ Iowa transfer who spent last 3 years with the Hawkeyes and posted better than 2-to-1 asst-to-TO ratio
- ◀ Started 27 games at point guard in 2022-23, averaging 6.1 ppg, 2.1 spg
- ◀ Scored a career-high 17 points on 8-of-10 shooting at Michigan State on 1/26/2023

JEFFREY GRACE III

G / 6-3 / 197 / So. / Elmhurst, Ill.



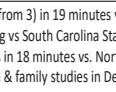
| | GP/GS | PPG | RPG | APG | SPG | FG% | 3PT% | FT% |
|--------|-------|-----|-----|-----|-----|------|------|------|
| Season | 6/0 | 1.0 | 0.3 | 0.2 | 0.0 | .667 | .000 | .667 |
| B1G | 0/0 | 0.0 | 0.0 | 0.0 | 0.0 | .000 | .000 | .000 |
| Career | 17/0 | 0.6 | 0.3 | 0.1 | 0.1 | .600 | .000 | .571 |

- ◀ Walk-on who played in 11 games in 2022-23 (4 pts/3 reb)
- ◀ Averaged 11.0 ppg, 5.0 rpg and 3.0 apg at York (Ill.) HS in 2020-21

BLAISE KEITA

(BLAZE KAY-TA)

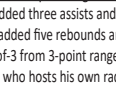
F / 6-11 / 257 / Jr. / Bamako, Republic of Mali



| | GP/GS | PPG | RPG | APG | SPG | FG% | 3PT% | FT% |
|--------|-------|-----|-----|-----|-----|------|------|------|
| Season | 0/0 | 0.0 | 0.0 | 0.0 | 0.0 | .000 | .000 | .000 |
| B1G | 0/0 | 0.0 | 0.0 | 0.0 | 0.0 | .000 | .000 | .000 |
| Career | 21/5 | 2.0 | 3.5 | 0.5 | 0.3 | .551 | .000 | .409 |

HENRY BURT

F / 6-11 / 226 / RFr. / Omaha, Neb.



| | GP/GS | PPG | RPG | APG | SPG | FG% | 3PT% | FT% |
|--------|-------|-----|-----|-----|-----|-------|------|------|
| Season | 4/0 | 0.5 | 0.5 | 0.0 | 0.0 | 1.000 | .000 | .000 |
| B1G | 0/0 | 0.0 | 0.0 | 0.0 | 0.0 | .000 | .000 | .000 |
| Career | 4/0 | 0.5 | 0.5 | 0.0 | 0.0 | 1.000 | .000 | .000 |

LAST GAME: Tallied 12 points and a pair of assists in 18 minutes at Rutgers

◀ Had 16 points on 4-of-5 shooting (3-of-4 from 3) in 19 minutes vs. No. 1 Purdue

◀ Finished with 18 points on 7-of-9 shooting vs South Carolina State

◀ Led NU with 16 points and four rebounds in 18 minutes vs. North Dakota

◀ Graduated with his degree in child, youth & family studies in December of 2023

◀ Sports media and communications major who hosts his own radio show during the season

◀ Co-hosts his own radio show with his father during the season

◀ Nearly posted a triple double vs. Purdue w/nine points, 11 rebounds and a career-high nine assists

◀ Finished with a season-high 25 points, two assists and two steals vs. Oregon State

◀ 2nd-team All C-USA pick who averaged 13.8 ppg and 5.3 rpg in helping Charlotte to 2023 CBI title

◀ Father (Henry) scored 2,383 points at Charlotte and his No. 34 was retired by the school in 1992

◀ Posted second-double-double of 2023-24 with 13 points and a career-high 18 boards at KSU

◀ Matched career high with 20 points (8-of-11 FG) and had three steals vs. Michigan State

◀ Returns after suffering season-ending injury in January after averaging 9.5 ppg and 6.5 rpg in 17 games

◀ Played two seasons at Alabama, helping Crimson Tide to SEC title and NCAA Sweet 16 in 2020-21

◀ Tallied eight points and six assists in the win over South Carolina State

◀ Earned second-team All-MAC honors in 2022-23, averaging 14.3 ppg, 4.9 rpg and 3.8 apg

◀ Started 21 games at Missouri in 2021-22, averaging 8.6 ppg with a team-high 86 assists

◀ Was 2019-20 MAC Freshman of the Year (9.3 ppg, 4.8 rpg, 2.9 apg)

◀ Finished with seven points, six rebounds and a team-high five assists at Rutgers

◀ Had 12 points, a career high four steals, three assists and three boards vs. Indiana

◀ Had a career high 16 points and seven rebounds at Minnesota

◀ Totalled 21 points and dished out a career-high six assists against Cal State Fullerton

◀ Played in 28 games, including 12 starts as a freshman, averaging 5.0 points, 2.2 rebounds per game

◀ Had a point and a rebound in two minutes at Rutgers

◀ Came off the bench for 11 points on 4-of-7 shooting and four boards at Iowa

◀ Finished with 16 points, including 3-of-6 from 3-point range, and four boards against FAMU

◀ Played at IMG Academy in '22-23, averaging 19 points and seven rebounds per game

◀ Was an all-state pick at Beech (Tenn.) High School in 2021-22, averaging 17.2 ppg and 7.1 rpg

◀ Had an assist in limited time at Rutgers

◀ Grabbed four rebounds and had two steals in 20 minutes vs. South Carolina State

◀ Has a 7-foot-2 wingspan and provides the Huskers with interior size and athleticism

◀ Played at Keystone Athletic Academy in 2022-23, averaging 13 points and 13 rebounds per game

◀ Product of NBA Academy Africa who picked up the sport as a teenager

◀ Led all scorers with 28 points on 9-of-16 shooting vs. Indiana

◀ Led NU with 20 points on 8-of-16 shooting vs. Creighton

◀ Played for Japanese National Team, averaging 11.4 ppg in helping Japan qualify for the 2024 Olympics

◀ Has 12 career 20-point games, including a career-high 30 points against Penn State on Feb. 5, 2023

◀ Set career bests in points (four) and rebounds (two) vs. South Carolina State

◀ Walk-on who had first three career points and an assist in five minutes vs. FAMU

◀ Averaged 17.9 ppg, 6.1 apg, 5.8 rpg as a senior in leading Ashland-Greenwood to a state title

◀ Multi-sport athlete who also played quarterback and wide receiver during high school career

◀ Grabbed eight boards and had four points before fouling out

◀ Keyed win over No. 1 Purdue with 18 points, four rebounds and three assists

◀ Was first Husker with 20/15 game since '08 with 20 points and 16 rebounds vs. FAMU

◀ Transfer who was a two-time All-Missouri Valley Conference selection (2022 & 2023)

◀ Played for the Netherlands Senior National Team in summer of 2023 (6.0 ppg, 6.0 rpg, 1.3 apg)

◀ Tallied five points and five boards before fouling out against Rutgers

◀ Six double-figure games in 23-24, including a season-high 14 points on 5-of-6 shooting at Iowa

◀ Led NU with eight rebounds and had three assists in 28 minutes against Indiana

◀ Lincoln native who is a grad transfer from New Mexico and spent three years at UMKC

◀ Helped New Mexico to a 22-12 record in 2022-23, 8.4 ppg on 56% shooting and 7.2 rpg

|--|

NEBRASKA HEAD COACH FRED HOIBERG

NEBRASKA (2019-PRESENT)

- Hired as Nebraska's 28th men's basketball coach on March 30, 2019, a position his grandfather (Jerry Bush) held for nine seasons from 1954 to 1963.
- Is the only coach in school history with two road wins against top-10 teams
- Led Nebraska to its fourth win over a No. 1 team in school history and first time since 1982 (1/9/24 vs. No. 1 Purdue)
- Guided Nebraska to three consecutive road wins over ranked opponents (No. 23 Ohio State and No. 10 Wisconsin in 2021-22 and No. 7 Creighton in 2022-23) for the first time in school history
- Brought in the highest-ranked recruiting class in school history, as his 2021 class was ranked 13th by ESPN.com
- Had NBA Draft Picks in both 2021 (Dalano Banton) and 2022 (Bryce McGowens) and has produced 12 players who have reached the NBA

CHICAGO BULLS (2015-18)

- Coached the Chicago Bulls for three-plus seasons, posting a 115-155 record.
- Became just the fifth coach in franchise history to post a winning record in his debut season.
- Took the Bulls to the 2017 NBA Playoffs where they won the first two games against the top-seeded Boston Celtics, as the Bulls were the first No. 8 seed to take a 2-0 lead against a No. 1 seed since 1993.
- Was the fifth coach in NBA history to have each of his first two career playoff victories come on the road.

IOWA STATE (2010-15)

- Served as head coach at his alma mater for five seasons, posting a 115-56 record, which is the top winning percentage in school history (.673).
- Led the Cyclones to four straight NCAA Tournament appearances - a program record - while his 115 wins were the most in a five-year stretch in school history.
- Guided Iowa State to back-to-back Big 12 Tournament titles in 2014 and 2015.
- Produced four All-Americans, 12 All-Big 12 honorees and 10 players who played in the NBA.
- Named Big 12 Coach of the Year in 2012, as the Cyclones went from three conference wins to 12 in one season.
- Won 28 games and reached the NCAA Sweet 16 in 2014.
- Led the Big 12 in scoring offense in two of his last four seasons and topped the conference in 3-pointers four times in five years.

MINNESOTA TIMBERWOLVES (2005-10)

- Served as Vice President of Basketball Operations in 2009-10, overseeing the day-to-day operations of basketball programs including college and pro scouting, salary cap management and NBA Draft preparations.
- Was the Assistant General Manager for three seasons, helping the Timberwolves orchestrate a draft-day trade for five-time all-star Kevin Love in 2008.

AS AN NBA PLAYER (1995-2005)

- Spent 10 years in the NBA with the Indiana Pacers (four seasons), Chicago Bulls (four seasons) and Minnesota Timberwolves (two seasons) after being selected in the second round of the 1995 NBA Draft.
- Was a member of three NBA Playoff Teams, including a Timberwolves team that reached the 2004 Western Conference Finals.
- Shot 40 percent from 3-point range during his career and led the NBA in 3-point shooting in his final season (48.3, 2004-05).
- Ended his NBA career abruptly at the age of 33 after undergoing open-heart surgery to repair an aneurysm in his aortic root.

AS A PLAYER AT IOWA STATE (1991-95)

- Started all four seasons at Iowa State, averaging 15.8 points, 6.9 rebounds, 2.8 assists and 1.6 steals per game in his collegiate career.
- His No. 32 was retired by Iowa State in 1997 and Hoiberg is a member of the Iowa State Hall of Fame.
- Garnered third-team All-America honors as a senior in 1994-95, averaging 19.9 points per game to help the Cyclones win a then-school-record 23 games and was named Big Eight Co-Male Athlete of the Year in 1995.
- Two-time Academic All-American who was inducted into the CSC Academic Hall of Fame in 2016.



FRED HOIBERG'S COLLEGIATE COACHING RECORD

| Year | School | Overall Record | Pct. | Conf. Record | Pct. | Conf. Finish | Postseason |
|---------------|------------|----------------|-------------|---------------|-------------|--------------|-------------------|
| 2010-11 | Iowa State | 16-16 | .500 | 3-13 | .188 | 12th | None |
| 2011-12 | Iowa State | 23-11 | .676 | 12-6 | .677 | T-3rd | NCAA Third Round |
| 2012-13 | Iowa State | 23-12 | .657 | 11-7 | .611 | T-4th | NCAA Third Round |
| 2013-14 | Iowa State | 28-8 | .778 | 11-7 | .611 | T-3rd | NCAA Sweet 16 |
| 2014-15 | Iowa State | 25-9 | .735 | 12-6 | .677 | T-2nd | NCAA Second Round |
| 2019-20 | Nebraska | 7-25 | .219 | 2-18 | .100 | 14th | None |
| 2020-21 | Nebraska | 7-20 | .259 | 3-16 | .158 | 14th | None |
| 2021-22 | Nebraska | 10-22 | .313 | 4-16 | .200 | T-13th | None |
| 2022-23 | Nebraska | 16-16 | .500 | 9-11 | .450 | T-11th | None |
| 2023-24 | Nebraska | 13-5 | .722 | 3-4 | .429 | | |
| Totals | | 168-144 | .538 | 70-104 | .402 | | |

THE LAST TIME...

Nebraska Team

Ranked in the top 5 (AP Poll) Never Happened
 Ranked in the top 10 (AP Poll) March 1, 1966
 Ranked in the top 20 (AP Poll) Jan. 2, 1995
 Ranked in the top 25 (AP Poll) Dec. 31, 2018 (No. 24)
 Ranked in the top 25 (USA Today Coaches Poll) Dec. 31, 2018 (No. 23)

Played AP Poll No. 1 ranked team def. No. 1 Purdue (88-72), 1/9/2024
 Defeated AP Poll No. 1 ranked team def. No. 1 Purdue (88-72), 1/9/2024
 Played AP Poll No. 2 ranked team lost at No. 2 Michigan (47-62), 1/9/13
 Defeated AP Poll No. 2 ranked team vs. No. 2 Oklahoma State (85-69), 2/5/1992
 Played Team Ranked 1-5 by AP def. No. 1 Purdue (88-72), 1/9/2024
 Defeated Team Ranked 1-5 by AP def. No. 1 Purdue (88-72), 1/9/2024
 Played Team Ranked 6-10 by AP won at No. 7 Creighton (63-53), 12/4/2022
 Defeated Team Ranked 6-10 by AP at No. 7 Creighton (63-53), 12/4/2022
 Defeated Team Ranked 11-25 by AP at No. 23 Ohio State (78-70), 3/1/2022
 Defeated Team Ranked 1-10 by AP on Road at No. 7 Creighton (63-53), 12/4/2022
 Defeated Ranked Team by AP on Road at No. 7 Creighton (65-63), 12/4/2022

Scored 100 or more points 100; at NC State, 12/1/2021
 Scored 90 or more points 91; South Carolina State, 12/29/2023
 Scored 80 or more points 82; at Rutgers, 1/17/2024
 Scored less than 50 points 48; Wisconsin, 2/10/2021
 Scored less than 40 points 38; at Oregon, 12/15/2012
 Shot 75% from the field 750; vs. Nebraska-Omaha (42-56), 1/25/1988 \$
 Shot 70% from the field 723; vs. UNC Wilmington (34-47), 12/5/1997
 Shot 60% from the field 628; vs. Northwestern (27-43), 2/3/2015

Made 50 or more free throws Never Happened
 Made 40 or more free throws 43; vs. Texas (43-59), 1/3/1996 - \$
 Made 30 or more free throws 37; vs. UTSA (37-50), 12/20/2017
 Made 25 or more free throws 28; vs. Duquesne (28-31), 11/22/2023
 Attempted 60 or more free throws 60; vs. Kansas State (36-60), 1/11/1954 - \$
 Attempted 50 or more free throws 50; vs. UTSA (37-50), 12/20/2017
 Attempted 40 or more free throws 50; vs. UTSA (37-50), 12/20/2017
 Attempted 30 or more free throws 32; South Carolina State (24-32), 12/29/2023
 Shot 100% from the foul line (min 10 att.) 1.000; at Penn State (16-16), 1/19/2013
 Shot 95% from the foul line (min 10 att.) 950; vs. Cal State Fullerton (19-20), 11/26/2023
 Shot 90% from the foul line (min 10 att.) 950; vs. Cal State Fullerton (19-20), 11/26/2023
 Shot 90% from the foul line (min 20 att.) 950; vs. Cal State Fullerton (19-20), 11/26/2023

Made 20 or more 3-pointers Never Happened
 Made 15 or more 3-pointers 15; Kennesaw State (15-29), 12/22/2021
 Made 10 or more 3-pointers 13; at Rutgers (13-35), 1/17/2024
 Made 0 3-pointers 0; vs. Jacksonville State (0-5), 12/18/2012
 Held Opponent to 0 3-pointers 0; Southeastern Louisiana, 11/22/2015
 Attempted 40 or more 3-pointers 41; vs. Nevada (9-41), 11/26/2020 \$
 Attempted 30 or more 3-pointers 35; at Rutgers (13-35), 1/17/2024
 Attempted 20 or more 3-pointers 25; at Rutgers (13-35), 1/17/2024
 Shot 75% from 3-point range (min. 10 att.) 750; vs. UT-Pan American (9-12), 12/2/2009 - \$
 Shot 60% from 3-point range (min. 10 att.) 609; Purdue (14-23), 1/9/24
 Shot 50% from 3-point range (min. 10 att.) 609; Purdue (14-23), 1/9/24
 Shot 50% from 3-point range (min. 20 att.) 609; Purdue (14-23), 1/9/24

Had 60 or more rebounds 60; vs. Oral Roberts, 12/22/1999
 Had 50 or more rebounds 50; South Carolina State, 12/29/2023

Had 30 or more assists 35; vs. Northeastern Illinois, 12/21/1994
 Had 25 or more assists 25; vs. Doane, 12/17/2020
 Had 20 or more assists 22; Purdue, 1/9/2024
 Had 15 or more assists 16; Wisconsin, 1/6/2024

Had 20 or more steals 23; vs. Texas Tech, 3/4/1999 - \$
 Had 15 or more steals 15; Indiana, 1/3/2024
 Had 10 or more steals 15; Indiana, 1/3/2024

Had 15 or more blocked shots 15; vs. Coppin State, Dec. 6, 1996 - \$
 Had 10 or more blocked shots 14; at Northwestern, 1/2/2018

Had 30 or more turnovers 31; at Creighton, 12/11/2005
 Had 20 or more turnovers 20; South Carolina State, 12/29/2023
 Had 5 or less turnovers 2; vs. Duquesne, 11/22/2023 - #

Nebraska Player...

Had 20 or more points: 20; Brice Williams at Rutgers, 1/17/2024
 Had 25 or more points: 28; Keisei Tominaga vs. Indiana, 1/3/2024
 Had 30 or more points: 30; Keisei Tominaga vs. Penn State, 2/5/2023
 Had 40 or more points: 41; Teddy Allen vs. Penn State, 2/23/2021
 Had 20 or more points in a half: 20; Lat Mayen vs. Rutgers (1st), 3/1/2021

Had No Player in Double Figures: vs. Ohio State, 1/21/2012
 Had Five Players with 10 or more points North Dakota, 12/20/2023
 Wilcher (16); Lawrence (14); Tominaga (14); Williams (12); Gary (12); Allick (10)
 Had Six Players with 10 or more points North Dakota, 12/20/2023
 Wilcher (16); Lawrence (14); Tominaga (14); Williams (12); Gary (12); Allick (10)
 Two Huskers with 20 or more points, same game: vs. Duquesne, 11/22/2023
 Keisei Tominaga (23), Juwan Gary (20)
 Two Huskers with 25 or more points, same game: vs. Western Illinois, 11/9/21
 Alonzo Verge Jr. (26), Bryce McGowens (25)
 Three Huskers with 20 or more points, same game: Iowa, 3/10/2019
 James Palmer Jr. (30), Glynn Watson Jr. (23), Isaiah Roby (23)
 Two Huskers with 30 or more points, same game: vs. Oregon, 11/25/1995
 Tyronn Lue (30) & Jaron Boone (30) - only time in school history

Had 10 or more rebounds: 11; Brice Williams vs Purdue, 1/9/2024
 Had 15 or more rebounds: 18; Juwan Gary at Kansas State, 12/17/2023
 Had 20 or more rebounds: 21; Kimani Ffriend vs. Oral Roberts, 12/22/1999
 Had 25 or more rebounds: 26; Bill Johnson vs. Iowa State, 1/4/1954 - \$
 Two Huskers with 10 or more rebounds, same game: at Kansas State, 12/17/2023
 Juwan Gary-18; Rienk Mast-12
 Three Huskers with 10 or more rebounds, same game: vs. Texas Tech, 1/19/2000
 (Steffon Bradford 16; Kimani Ffriend 12; Louis Truscott 11)

Had 5 or more 3-pointers: 5; Keisei Tominaga vs. Purdue (5-9), 1/9/2024
 Had 6 or more 3-pointers: 7; Kobe Webster at Northwestern (7-12), 3/7/2021
 Had 7 or more 3-pointers: 7; Kobe Webster at Northwestern (7-12), 3/7/2021
 Had 8 or more 3-pointers: 8; Cary Cochran, vs. Baylor (8-13), 2/27/2002 - \$

Had 5 or more assists: 5; Jamarques Lawrence at Rutgers, 1/17/2024
 Had 10 or more assists: 11; Alonzo Verge Jr. at Ohio State, 3/1/2022
 Had 15 or more assists: 15; Charles Richardson vs. Rutgers, 12/2/2006
 Had 18 or more assists: 18; Brian Carr, at Evansville, 1/3/1985 - \$

Had 5 or more blocked shots: 5; Isaiah Roby vs. Northwestern, 2/16/2019
 Had 6 or more blocked shots: 6; Isaiah Roby vs. Eastern Illinois, 11/11/2017
 Had 7 or more blocked shots: 7; John Turek vs. Colorado, 3/2/2005
 Had 9 or more blocked shots: 9; Mikki Moore vs. Coppin State, 12/6/1996 - \$
 Had 10 or more blocked shots: Never Happened

Had 5 or more steals: 5; Keisei Tominaga at Kansas State, 12/17/2023
 Had 6 or more steals: 6; Glynn Watson Jr. vs. Long Beach State, 11/26/2017
 Had 7 or more steals: 7; Brandon Richardson at Ohio State, 1/3/2012
 Had 8 or more steals: 8; Cookie Belcher vs. Oklahoma St., 2/7/2001 - \$
 Had 10 or more steals: Never Happened

Had Triple-Double (Points/Rebounds/Assists): Dalano Banton vs. Doane, 12/17/2020, 13/11/10
 Had Double-Double (Points/Assists): Alonzo Verge Jr. at NC State (25/11), 12/1/2021
 Had Double-Double (Points/Rebounds): Juwan Gary (12 pts./12 reb.), North Dakota, 12/20/2023
 Had Double-Double (Points/Steals): Never Happened
 Had Double-Double (Points/Blocks): Never Happened
 Had Two Players with Double-Doubles:
 Rienk Mast (19 pts./12 reb.) and Juwan Gary (13 pts./18 reb.) at K-State, 12/17/2023

\$ - School Record - # - Tied School record
 As of 1/18/2024

| 2023-24 GAME BY GAME | | | | | | | | | | | | | | | |
|----------------------|--------|------|----------|------|--------|------|-------|------|----|----|----|---|----|------|--------|
| Team | FG-FGA | Pct. | 3FG-3FGA | Pct. | FT-FTA | Pct. | O-D | Reb. | PF | A | TO | B | S | Pts. | W/L |
| Lindenwood | 22-68 | .324 | 3-16 | .188 | 5-9 | .556 | 13-27 | 40 | 21 | 2 | 12 | 2 | 4 | 52 | |
| at Nebraska | 27-56 | .482 | 11-30 | .367 | 19-29 | .655 | 8-36 | 44 | 12 | 19 | 9 | 7 | 5 | 84 | W |
| Florida A&M | 20-66 | .303 | 4-20 | .200 | 10-17 | .588 | 11-24 | 35 | 26 | 10 | 14 | 3 | 8 | 54 | |
| at Nebraska | 23-56 | .411 | 10-28 | .357 | 25-36 | .694 | 16-39 | 55 | 17 | 15 | 18 | 5 | 7 | 81 | W |
| Rider | 17-56 | .304 | 6-25 | .240 | 10-12 | .833 | 7-27 | 34 | 18 | 8 | 11 | 5 | 10 | 50 | |
| at Nebraska | 19-57 | .333 | 9-32 | .281 | 17-22 | .773 | 14-33 | 47 | 9 | 13 | 11 | 0 | 3 | 64 | W |
| Stony Brook | 25-66 | .379 | 7-30 | .233 | 6-10 | .600 | 9-19 | 28 | 17 | 6 | 9 | 2 | 10 | 63 | |
| at Nebraska | 33-60 | .500 | 8-26 | .308 | 10-17 | .588 | 12-33 | 45 | 13 | 19 | 14 | 1 | 3 | 84 | W |
| Oregon State | 19-54 | .352 | 6-22 | .273 | 19-21 | .905 | 9-22 | 31 | 23 | 11 | 9 | 3 | 4 | 63 | |
| vs. Nebraska | 30-65 | .462 | 8-24 | .333 | 16-26 | .615 | 17-27 | 44 | 18 | 16 | 6 | 3 | 3 | 84 | W |
| Duquesne | 28-63 | .444 | 8-29 | .276 | 15-17 | .882 | 14-23 | 37 | 24 | 8 | 6 | 3 | 1 | 79 | |
| at Nebraska | 26-53 | .491 | 9-24 | .375 | 28-31 | .903 | 7-22 | 29 | 13 | 18 | 2 | 2 | 1 | 89 | W |
| Cal State Fullerton | 28-67 | .418 | 9-22 | .409 | 7-9 | .778 | 15-20 | 35 | 17 | 9 | 12 | 5 | 8 | 72 | |
| at Nebraska | 27-58 | .466 | 12-30 | .400 | 19-20 | .950 | 11-25 | 36 | 9 | 18 | 9 | 3 | 3 | 85 | W |
| No. 15 Creighton | 32-69 | .464 | 14-40 | .350 | 11-13 | .846 | 14-34 | 48 | 14 | 17 | 12 | 4 | 5 | 89 | |
| at Nebraska | 24-71 | .338 | 2-22 | .091 | 10-14 | .714 | 14-23 | 37 | 10 | 6 | 8 | 1 | 7 | 60 | L |
| at Minnesota | 25-53 | .472 | 8-25 | .320 | 18-29 | .621 | 13-19 | 32 | 9 | 18 | 16 | 7 | 10 | 76 | |
| Nebraska | 24-53 | .453 | 5-18 | .278 | 12-15 | .800 | 10-22 | 32 | 21 | 15 | 18 | 1 | 7 | 65 | L |
| Michigan State | 27-61 | .443 | 8-17 | .471 | 8-9 | .889 | 8-23 | 31 | 13 | 14 | 9 | 2 | 5 | 70 | |
| at Nebraska | 27-54 | .500 | 10-23 | .435 | 13-15 | .867 | 5-26 | 31 | 11 | 16 | 9 | 4 | 5 | 77 | W |
| at Kansas State | 16-60 | .267 | 4-30 | .133 | 10-18 | .556 | 13-27 | 40 | 11 | 11 | 12 | 9 | 6 | 46 | |
| Nebraska | 25-72 | .347 | 11-31 | .355 | 1-4 | .250 | 22-35 | 57 | 17 | 14 | 14 | 4 | 7 | 62 | W |
| North Dakota | 26-67 | .388 | 11-32 | .344 | 12-17 | .706 | 19-23 | 42 | 14 | 11 | 11 | 2 | 6 | 75 | |
| at Nebraska | 29-63 | .460 | 11-32 | .344 | 14-19 | .737 | 13-25 | 38 | 11 | 14 | 9 | 0 | 7 | 82 | W |
| South Carolina State | 23-74 | .311 | 5-23 | .217 | 11-15 | .733 | 13-27 | 40 | 21 | 9 | 19 | 3 | 9 | 62 | |
| at Nebraska | 29-61 | .475 | 9-30 | .300 | 24-32 | .750 | 10-40 | 50 | 18 | 22 | 20 | 7 | 16 | 91 | W |
| Indiana | 24-51 | .471 | 9-18 | .500 | 13-19 | .684 | 9-27 | 36 | 19 | 19 | 19 | 2 | 5 | 70 | |
| at Nebraska | 27-59 | .458 | 12-32 | .375 | 20-26 | .769 | 9-20 | 29 | 20 | 16 | 8 | 0 | 15 | 86 | W |
| at No. 21 Wisconsin | 33-60 | .550 | 13-26 | .500 | 9-13 | .692 | 7-25 | 32 | 13 | 18 | 8 | 0 | 6 | 88 | |
| Nebraska | 26-53 | .491 | 12-26 | .462 | 8-11 | .727 | 3-23 | 26 | 16 | 16 | 12 | 4 | 4 | 72 | L |
| No. 1 Purdue | 24-57 | .421 | 13-33 | .394 | 11-15 | .733 | 11-23 | 34 | 16 | 17 | 14 | 2 | 1 | 72 | |
| at Nebraska | 29-57 | .509 | 14-23 | .609 | 16-19 | .842 | 5-25 | 30 | 17 | 22 | 9 | 3 | 9 | 88 | W |
| at Iowa | 35-67 | .522 | 15-35 | .429 | 9-14 | .643 | 9-27 | 36 | 13 | 30 | 6 | 0 | 5 | 94 | |
| Nebraska | 30-63 | .476 | 4-26 | .154 | 12-15 | .800 | 8-26 | 34 | 14 | 14 | 8 | 1 | 5 | 76 | L |
| at Rutgers | 30-78 | .385 | 11-29 | .379 | 16-30 | .533 | 25-31 | 56 | 18 | 16 | 13 | 5 | 6 | 87 | |
| Nebraska | 25-66 | .379 | 13-35 | .371 | 19-24 | .792 | 11-31 | 42 | 24 | 13 | 13 | 6 | 8 | 82 | L (OT) |

| GAME BY GAME STARTERS | | | | | | | |
|-----------------------|-------|---------------|----------|----------|---------------|---------|---------|
| Opponent | Date | Result | Guard | Guard | Guard/Forward | Forward | Forward |
| Lindenwood | 11/6 | W, 84-52 | Lawrence | Wilcher | Williams | Allick | Mast |
| Florida A&M | 11/9 | W, 81-54 | Lawrence | Wilcher | Williams | Allick | Mast |
| Rider | 11/13 | W, 64-50 | Lawrence | Tominaga | Williams | Allick | Mast |
| Stony Brook | 11/15 | W, 84-63 | Lawrence | Tominaga | Williams | Allick | Mast |
| vs. Oregon State | 11/18 | W, 84-63 | Lawrence | Tominaga | Williams | Allick | Mast |
| Duquesne | 11/22 | W, 89-79 | Lawrence | Tominaga | Williams | Allick | Mast |
| Cal State Fullerton | 11/26 | W, 85-72 | Lawrence | Tominaga | Williams | Allick | Mast |
| No. 15 Creighton | 12/3 | L, 60-89 | Lawrence | Tominaga | Williams | Allick | Mast |
| at Minnesota | 12/6 | L, 65-76 | Lawrence | Tominaga | Williams | Allick | Mast |
| Michigan State | 12/10 | W, 77-70 | Lawrence | Tominaga | Williams | Gary | Mast |
| at Kansas State | 12/17 | W, 62-46 | Lawrence | Tominaga | Williams | Gary | Mast |
| North Dakota | 12/20 | W, 82-75 | Lawrence | Tominaga | Williams | Gary | Allick |
| South Carolina State | 12/29 | W, 91-62 | Lawrence | Tominaga | Williams | Gary | Allick |
| Indiana | 1/3 | W, 86-70 | Lawrence | Tominaga | Williams | Gary | Mast |
| at No. 21 Wisconsin | 1/6 | L, 72-88 | Lawrence | Tominaga | Williams | Gary | Mast |
| No. 1 Purdue | 1/9 | W, 88-72 | Lawrence | Tominaga | Williams | Gary | Mast |
| at Iowa | 1/12 | L, 76-94 | Lawrence | Tominaga | Williams | Gary | Mast |
| at Rutgers | 1/17 | L, 82-87 (OT) | Lawrence | Tominaga | Williams | Gary | Mast |

2023-24 SUPERLATIVES

NEBRASKA TEAM GAME HIGHS

| | | |
|-----------------------|--------------|-------------------------------|
| POINTS | 91 | SOUTH CAROLINA ST. (12/29/23) |
| | 89 | DUQUESNE (11/22/23) |
| FIELD GOALS MADE | 33 | STONY BROOK (11/15/23) |
| | 30 | at Iowa (01/12/24) |
| | 30 | vs Oregon St. (11/18/23) |
| FIELD GOAL ATTEMPTS | 72 | at Kansas St. (12/17/23) |
| | 71 | CREIGHTON (12/03/23) |
| FIELD GOAL PERCENTAGE | .550 (33-60) | STONY BROOK (11/15/23) |
| | .509 (29-57) | PURDUE (01/09/24) |
| 3 PT FIELD GOALS MADE | 14 | PURDUE (01/09/24) |
| | 13 | at Rutgers (01/17/24) |
| 3 PT FG ATTEMPTS | 35 | at Rutgers (01/17/24) |
| | 32 | INDIANA (01/03/24) |
| | 32 | NORTH DAKOTA (12/20/23) |
| | 32 | RIDER (11/13/23) |
| 3 PT FG PERCENTAGE | .609 (14-23) | PURDUE (01/09/24) |
| | .462 (12-26) | at Wisconsin (01/06/24) |
| FREE THROWS MADE | 28 | DUQUESNE (11/22/23) |
| | 25 | FLORIDA A&M (11/09/23) |
| FREE THROW ATTEMPTS | 36 | FLORIDA A&M (11/09/23) |
| | 32 | SOUTH CAROLINA ST. (12/29/23) |
| FREE THROW PERCENTAGE | .950 (19-20) | CAL ST. FULLERTON (11/26/23) |
| | .903 (28-31) | DUQUESNE (11/22/23) |
| REBOUNDS | 57 | at Kansas St. (12/17/23) |
| | 55 | FLORIDA A&M (11/09/23) |
| ASSISTS | 22 | PURDUE (01/09/24) |
| | 22 | SOUTH CAROLINA ST. (12/29/23) |
| STEALS | 16 | SOUTH CAROLINA ST. (12/29/23) |
| | 15 | INDIANA (01/03/24) |
| BLOCKED SHOTS | 7 | SOUTH CAROLINA ST. (12/29/23) |
| | 7 | LINDENWOOD (11/06/23) |
| TURNOVERS | 20 | SOUTH CAROLINA ST. (12/29/23) |
| FOULS | 24 | at Rutgers (01/17/24) |

OPPONENT TEAM GAME HIGHS

| | | |
|-----------------------|--------------|-------------------------------|
| POINTS | 94 | at Iowa (01/12/24) |
| | 89 | CREIGHTON (12/03/23) |
| FIELD GOALS MADE | 35 | at Iowa (01/12/24) |
| | 33 | at Wisconsin (01/06/24) |
| FIELD GOAL ATTEMPTS | 78 | at Rutgers (01/17/24) |
| | 74 | SOUTH CAROLINA ST. (12/29/23) |
| FIELD GOAL PERCENTAGE | .550 (33-60) | at Wisconsin (01/06/24) |
| | .522 (35-67) | at Iowa (01/12/24) |
| 3 PT FIELD GOALS MADE | 15 | at Iowa (01/12/24) |
| | 14 | CREIGHTON (12/03/23) |
| 3 PT FG ATTEMPTS | 40 | CREIGHTON (12/03/23) |
| | 35 | at Iowa (01/12/24) |
| 3 PT FG PERCENTAGE | .500 (13-26) | at Wisconsin (01/06/24) |
| | .500 (9-18) | INDIANA (01/03/24) |
| FREE THROWS MADE | 19 | vs Oregon St. (11/18/23) |
| | 18 | at Minnesota (12/06/23) |
| FREE THROW ATTEMPTS | 30 | at Rutgers (01/17/24) |
| | 29 | at Minnesota (12/06/23) |
| FREE THROW PERCENTAGE | .905 (19-21) | vs Oregon St. (11/18/23) |
| | .889 (8-9) | MICHIGAN ST. (12/10/23) |
| REBOUNDS | 56 | at Rutgers (01/17/24) |
| | 48 | CREIGHTON (12/03/23) |
| ASSISTS | 30 | at Iowa (01/12/24) |
| | 19 | INDIANA (01/03/24) |
| STEALS | 10 | at Minnesota (12/06/23) |
| | 10 | STONY BROOK (11/15/23) |
| | 10 | RIDER (11/13/23) |
| BLOCKED SHOTS | 9 | at Kansas St. (12/17/23) |
| | 7 | at Minnesota (12/06/23) |
| TURNOVERS | 19 | INDIANA (01/03/24) |
| | 19 | SOUTH CAROLINA ST. (12/29/23) |
| FOULS | 26 | FLORIDA A&M (11/09/23) |

NEBRASKA TEAM GAME LOWS

| | | |
|-----------------------|--------------|------------------------------|
| POINTS | 60 | CREIGHTON (12/03/23) |
| | 62 | at Kansas St. (12/17/23) |
| FIELD GOALS MADE | 19 | RIDER (11/13/23) |
| | 23 | FLORIDA A&M (11/09/23) |
| FIELD GOAL ATTEMPTS | 53 | DUQUESNE (11/22/23) |
| | 53 | at Minnesota (12/06/23) |
| | 53 | at Wisconsin (01/06/24) |
| FIELD GOAL PERCENTAGE | .333 (19-57) | RIDER (11/13/23) |
| | .338 (24-71) | CREIGHTON (12/03/23) |
| 3 PT FIELD GOALS MADE | 2 | CREIGHTON (12/03/23) |
| | 4 | at Iowa (01/12/24) |
| 3 PT FG ATTEMPTS | 18 | at Minnesota (12/06/23) |
| | 22 | CREIGHTON (12/03/23) |
| 3 PT FG PERCENTAGE | .091 (2-22) | CREIGHTON (12/03/23) |
| | .154 (4-26) | at Iowa (01/12/24) |
| FREE THROWS MADE | 1 | at Kansas St. (12/17/23) |
| | 8 | at Wisconsin (01/06/24) |
| FREE THROW ATTEMPTS | 4 | at Kansas St. (12/17/23) |
| | 11 | at Wisconsin (01/06/24) |
| FREE THROW PERCENTAGE | .250 (1-4) | at Kansas St. (12/17/23) |
| | .588 (10-17) | STONY BROOK (11/15/23) |
| REBOUNDS | 26 | at Wisconsin (01/06/24) |
| | 29 | DUQUESNE (11/22/23) |
| | 29 | INDIANA (01/03/24) |
| ASSISTS | 6 | CREIGHTON (12/03/23) |
| | 13 | RIDER (11/13/23) |
| | 13 | at Rutgers (01/17/24) |
| STEALS | 1 | DUQUESNE (11/22/23) |
| BLOCKED SHOTS | 0 | RIDER (11/13/23) |
| | 0 | NORTH DAKOTA (12/20/23) |
| | 0 | INDIANA (01/03/24) |
| TURNOVERS | 2 | DUQUESNE (11/22/23) |
| FOULS | 9 | RIDER (11/13/23) |
| | 9 | CAL ST. FULLERTON (11/26/23) |

OPPONENT TEAM GAME LOWS

| | | |
|-----------------------|--------------|------------------------------|
| POINTS | 46 | at Kansas St. (12/17/23) |
| | 50 | RIDER (11/13/23) |
| FIELD GOALS MADE | 16 | at Kansas St. (12/17/23) |
| | 17 | RIDER (11/13/23) |
| FIELD GOAL ATTEMPTS | 51 | INDIANA (01/03/24) |
| | 53 | at Minnesota (12/06/23) |
| FIELD GOAL PERCENTAGE | .267 (16-60) | at Kansas St. (12/17/23) |
| | .303 (20-66) | FLORIDA A&M (11/09/23) |
| 3 PT FIELD GOALS MADE | 3 | LINDENWOOD (11/06/23) |
| | 4 | FLORIDA A&M (11/09/23) |
| | 4 | at Kansas St. (12/17/23) |
| 3 PT FG ATTEMPTS | 16 | LINDENWOOD (11/06/23) |
| | 17 | MICHIGAN ST. (12/10/23) |
| 3 PT FG PERCENTAGE | .133 (4-30) | at Kansas St. (12/17/23) |
| | .188 (3-16) | LINDENWOOD (11/06/23) |
| FREE THROWS MADE | 5 | LINDENWOOD (11/06/23) |
| | 6 | STONY BROOK (11/15/23) |
| FREE THROW ATTEMPTS | 9 | LINDENWOOD (11/06/23) |
| | 9 | CAL ST. FULLERTON (11/26/23) |
| FREE THROW PERCENTAGE | .533 (16-30) | MICHIGAN ST. (12/10/23) |
| | .556 (5-9) | at Rutgers (01/17/24) |
| | .556 (10-18) | LINDENWOOD (11/06/23) |
| REBOUNDS | 28 | at Kansas St. (12/17/23) |
| | 31 | STONY BROOK (11/15/23) |
| | 31 | vs Oregon St. (11/18/23) |
| | 31 | MICHIGAN ST. (12/10/23) |
| ASSISTS | 2 | LINDENWOOD (11/06/23) |
| | 6 | STONY BROOK (11/15/23) |
| STEALS | 1 | DUQUESNE (11/22/23) |
| | 1 | PURDUE (01/09/24) |
| BLOCKED SHOTS | 0 | at Wisconsin (01/06/24) |
| | 0 | at Iowa (01/12/24) |
| TURNOVERS | 6 | DUQUESNE (11/22/23) |
| | 6 | at Iowa (01/12/24) |
| FOULS | 9 | at Minnesota (12/06/23) |

2023-24 SUPERLATIVES

WON/LOSS MARGIN

| | 1 | 2 | 3 | 4 | 5 | 6 | 7 | 8 | 9 | 10 | 11 | 12 | 13 | 14 | 15 | 16 | 17 | 18 | 19 | 20 | +20 |
|---------------|---|---|---|---|---|---|---|---|---|----|----|----|----|----|----|----|----|----|----|----|-----|
| Husker Wins | 0 | 0 | 0 | 0 | 0 | 0 | 1 | 1 | 0 | 1 | 0 | 0 | 1 | 1 | 0 | 3 | 0 | 0 | 0 | 0 | 5 |
| Husker Losses | 0 | 0 | 0 | 0 | 1 | 0 | 0 | 0 | 0 | 0 | 1 | 0 | 0 | 0 | 0 | 1 | 0 | 1 | 0 | 0 | 1 |

2023-24 INDIVIDUAL GAME HIGHS

| | | |
|--------------------------|-------------|--|
| Points | 28 | Keisei Tominaga vs Indiana (01/03/24) |
| | 25 | Brice Williams vs Oregon St. (11/18/23) |
| Field Goals Made | 9 | Keisei Tominaga vs Indiana (01/03/24) |
| | 9 | Brice Williams vs Oregon St. (11/18/23) |
| Field Goal Att. | 17 | Rienk Mast vs Purdue (01/09/24) |
| | 17 | Brice Williams vs Oregon St. (11/18/23) |
| FG Pct (min 5 made) | 1.000 (5-5) | Keisei Tominaga vs Cal St. Fullerton (11/26/23) |
| | .833 (5-6) | Josiah Allick at Iowa (01/12/24) |
| 3-Point FG Made | 5 | Keisei Tominaga vs Purdue (01/09/24) |
| | 4 | Brice Williams at Rutgers (01/17/24) |
| | 4 | Keisei Tominaga at Rutgers (01/17/24) |
| | 4 | Keisei Tominaga vs Indiana (01/03/24) |
| | 4 | C.J. Wilcher vs North Dakota (12/20/23) |
| 3-Point FG Att. | 11 | Keisei Tominaga vs Rider (11/13/23) |
| | 10 | Keisei Tominaga vs Indiana (01/03/24) |
| 3-Pt FG Pct (min 2 made) | 1.000 (3-3) | Rienk Mast vs Cal St. Fullerton (11/26/23) |
| | 1.000 (3-3) | Keisei Tominaga vs Cal St. Fullerton (11/26/23) |
| | 1.000 (2-2) | Sam Hoiberg at Rutgers (01/17/24) |
| Free Throws Made | 9 | Keisei Tominaga vs Duquesne (11/22/23) |
| | 7 | Brice Williams vs Florida A&M (11/09/23) |
| Free Throw Att. | 10 | Keisei Tominaga vs Duquesne (11/22/23) |
| | 8 | Brice Williams at Rutgers (01/17/24) |
| | 8 | Eli Rice vs Florida A&M (11/09/23) |
| FT Pct (min 4 made) | 1.000 (7-7) | Brice Williams vs Florida A&M (11/09/23) |
| | 1.000 (6-6) | Rienk Mast vs Duquesne (11/22/23) |
| | 1.000 (6-6) | Rienk Mast vs Florida A&M (11/09/23) |
| | 1.000 (5-5) | C.J. Wilcher vs Purdue (01/09/24) |
| | 1.000 (5-5) | Brice Williams vs South Carolina St. (12/29/23) |
| | 1.000 (5-5) | Keisei Tominaga vs North Dakota (12/20/23) |
| Rebounds | 18 | Juwan Gary at Kansas St. (12/17/23) |
| | 16 | Rienk Mast vs Florida A&M (11/09/23) |
| Assists | 9 | Brice Williams vs Purdue (01/09/24) |
| | 6 | Brice Williams at Wisconsin (01/06/24) |
| | 6 | Jarron Coleman vs South Carolina St. (12/29/23) |
| | 6 | Rienk Mast vs Michigan St. (12/10/23) |
| | 6 | Jamarques Lawrence vs Cal St. Fullerton (11/26/23) |
| Steals | 5 | Keisei Tominaga at Kansas St. (12/17/23) |
| | 4 | Jamarques Lawrence vs Indiana (01/03/24) |
| | 4 | Brice Williams vs Indiana (01/03/24) |
| | 4 | Sam Hoiberg vs Florida A&M (11/09/23) |
| Blocked Shots | 4 | Juwan Gary vs South Carolina St. (12/29/23) |
| | 3 | Josiah Allick at Rutgers (01/17/24) |
| Turnovers | 7 | Jamarques Lawrence at Minnesota (12/06/23) |
| | 6 | Jarron Coleman vs South Carolina St. (12/29/23) |
| Fouls | 5 | Josiah Allick at Rutgers (01/17/24) |
| | 5 | Rienk Mast at Rutgers (01/17/24) |
| | 5 | Brice Williams at Minnesota (12/06/23) |
| Minutes | 39 | Brice Williams at Rutgers (01/17/24) |
| | 37 | Rienk Mast at Rutgers (01/17/24) |
| | 37 | Rienk Mast at Kansas St. (12/17/23) |

2023-24 OPPONENT INDIVIDUAL GAME HIGHS

| | | |
|--------------------------|--------------|--|
| Points | 30 | Max Jones vs Cal St. Fullerton (11/26/23) |
| | 25 | Jordan Pope vs Oregon St. (11/18/23) |
| Field Goals Made | 11 | Owen Freeman at Iowa (01/12/24) |
| | 10 | Max Jones vs Cal St. Fullerton (11/26/23) |
| Field Goal Att. | 22 | Baylor Scheierman vs Creighton (12/03/23) |
| | 20 | K'lei Parker vs Florida A&M (11/09/23) |
| FG Pct (min 5 made) | .846 (11-13) | Owen Freeman at Iowa (01/12/24) |
| | .833 (5-6) | Pharrel Payne at Minnesota (12/06/23) |
| 3-Point FG Made | 6 | Baylor Scheierman vs Creighton (12/03/23) |
| | 5 | Payton Sandfort at Iowa (01/12/24) |
| | 5 | Josh Dix at Iowa (01/12/24) |
| | 5 | Mason Gillis vs Purdue (01/09/24) |
| | 5 | Tyree Ihenacho vs North Dakota (12/20/23) |
| | 5 | Max Jones vs Cal St. Fullerton (11/26/23) |
| 3-Point FG Att. | 19 | Baylor Scheierman vs Creighton (12/03/23) |
| | 12 | Payton Sandfort at Iowa (01/12/24) |
| 3-Pt FG Pct (min 2 made) | 1.000 (2-2) | Gavin Griffiths at Rutgers (01/17/24) |
| | 1.000 (2-2) | Ben Krikke at Iowa (01/12/24) |
| | 1.000 (2-2) | Mason Miller vs Creighton (12/03/23) |
| Free Throws Made | 9 | Dae Dae Grant vs Duquesne (11/22/23) |
| | 7 | Malik Hall vs Michigan St. (12/10/23) |
| | 7 | Tyler Bilodeau vs Oregon St. (11/18/23) |
| Free Throw Att. | 10 | Elijah Hawkins at Minnesota (12/06/23) |
| | 9 | B.J. Omot vs North Dakota (12/20/23) |
| | 9 | Dae Dae Grant vs Duquesne (11/22/23) |
| FT Pct (min 4 made) | 1.000 (9-9) | Dae Dae Grant vs Duquesne (11/22/23) |
| | 1.000 (7-7) | Malik Hall vs Michigan St. (12/10/23) |
| | 1.000 (7-7) | Tyler Bilodeau vs Oregon St. (11/18/23) |
| | 1.000 (6-6) | Jordan Pope vs Oregon St. (11/18/23) |
| | 1.000 (4-4) | Fletcher Loyer vs Purdue (01/09/24) |
| | 1.000 (4-4) | Malik Reneau vs Indiana (01/03/24) |
| | 1.000 (4-4) | Jimmy Clark III vs Duquesne (11/22/23) |
| | 1.000 (4-4) | Keenon Cole vs Lindenwood (11/06/23) |
| Rebounds | 15 | Clifford Omoruyi at Rutgers (01/17/24) |
| | 12 | Ryan Kalkbrenner vs Creighton (12/03/23) |
| Assists | 15 | Tony Perkins at Iowa (01/12/24) |
| | 11 | Elijah Hawkins at Minnesota (12/06/23) |
| Steals | 5 | Mike Mitchell Jr. at Minnesota (12/06/23) |
| | 4 | Max Jones vs Cal St. Fullerton (11/26/23) |
| Blocked Shots | 4 | Clifford Omoruyi at Rutgers (01/17/24) |
| | 4 | Will McNair Jr. at Kansas St. (12/17/23) |
| Turnovers | 4 | Lance Jones vs Purdue (01/09/24) |
| | 4 | Xavier Johnson vs Indiana (01/03/24) |
| | 4 | Malik Reneau vs Indiana (01/03/24) |
| | 4 | Ke'l Ware vs Indiana (01/03/24) |
| | 4 | Michael Teal vs South Carolina St. (12/29/23) |
| | 4 | Mitchell Taylor vs South Carolina St. (12/29/23) |
| | 4 | Elijah Hawkins at Minnesota (12/06/23) |
| | 4 | Corey McKeithan vs Rider (11/13/23) |
| Fouls | 5 | Jimmy Clark III vs Duquesne (11/22/23) |
| | 5 | David Dixon vs Duquesne (11/22/23) |
| | 5 | Justin Rochelin vs Oregon St. (11/18/23) |
| | 5 | Mervin James vs Rider (11/13/23) |
| | 5 | Shannon Grant vs Florida A&M (11/09/23) |
| | 5 | Chase Barrs vs Florida A&M (11/09/23) |

2023-24 HUSKER LINEUPS

| | | |
|-----|--|--------|
| No. | Starting Lineup | Record |
| 1. | Allick, Lawrence, Mast, Wilcher, Williams | 2-0 |
| 2. | Allick, Lawrence, Mast, Tominaga, Williams | 5-2 |
| 3. | Gary, Lawrence, Mast, Tominaga, Williams | 4-3 |
| 4. | Allick, Gary, Lawrence, Tominaga, Williams | 2-0 |

2023-24 GAME RECAPS

| (-----Nebraska Individual Leaders-----) | | | | | | | | |
|---|-----------------------|----------|--------------|---------|-------------------|-------------------------------|------------------------|--------------------------------|
| Date | Opponent | Result | Record (BIG) | Attend. | Points | Rebounds | Assists | Steals |
| 11/6 | Lindenwood | W, 84-52 | 1-0 (0-0) | 13,478 | Hoiberg (15) | Allick (8) | Coleman (4) | Allick (2) |
| 11/9 | Florida A&M | W, 81-54 | 2-0 (0-0) | 13,766 | Mast (20) | Mast (16) | Lawrence (4) | Hoiberg (4) |
| 11/13 | Rider | W, 64-50 | 3-0 (0-0) | 13,478 | Wilcher (13) | Mast (13) | Williams (3) | Lawrence (2) |
| 11/15 | Stony Brook | W, 84-63 | 4-0 (0-0) | 13,614 | Gary (19) | Williams (9) | Mast (5) | Tominaga (2) |
| 11/18 | vs. Oregon State | W, 84-63 | 5-0 (0-0) | 2,938 | Williams (25) | Mast (13) | Lawrence (3) | Allick, Williams, Tominaga (2) |
| 11/22 | Duquesne | W, 89-70 | 6-0 (0-0) | 14,426 | Tominaga (24) | Allick (7) | Allick (5) | Wilcher (1) |
| 11/26 | Cal State Fullerton | W, 85-72 | 7-0 (0-0) | 14,171 | Mast (19) | Mast (9) | Lawrence (5) | Gary (2) |
| 12/3 | No. 15 Creighton | L, 60-89 | 7-1 (0-0) | 15,838 | Tominaga (20) | Mast, Williams (7) | Williams, Lawrence (2) | Gary (3) |
| 12/6 | at Minnesota * | L, 65-76 | 7-2 (0-1) | 6,899 | Williams (18) | Lawrence (7) | Williams (4) | Williams (3) |
| 12/10 | Michigan State * | W, 77-70 | 8-2 (1-1) | 14,585 | Gary (20) | Mast (14) | Mast (6) | Gary (3) |
| 12/17 | at Kansas State | W, 62-46 | 9-2 (1-1) | 10,206 | Mast (19) | Gary (18) | Tominaga (4) | Tominaga (5) |
| 12/20 | North Dakota | W, 82-75 | 10-2 (1-1) | 13,387 | Wilcher (16) | Gary (12) | Williams, Lawrence (3) | Gary (2) |
| 12/29 | South Carolina State | W, 91-62 | 11-2 (1-1) | 14,987 | Wilcher (18) | Allick, Williams, Hoiberg (6) | Coleman (6) | Tominaga, Wilcher (3) |
| 1/3 | Indiana * | W, 86-70 | 12-2 (2-1) | 13,446 | Tominaga (28) | Allick (8) | Hoiberg (4) | Lawrence, Williams (4) |
| 1/6 | at No. 21 Wisconsin * | L, 72-88 | 12-3 (2-2) | 15,055 | Tominaga (17) | Mast, Hoiberg (6) | Williams (6) | 4 Players (1) |
| 1/9 | No. 1 Purdue * | W, 88-72 | 13-3 (3-2) | 14,106 | Tominaga (19) | Williams (11) | Williams (9) | Hoiberg (3) |
| 1/12 | at Iowa * | L, 76-94 | 13-4 (3-3) | 9,670 | Allick, Mast (14) | Hoiberg (6) | Hoiberg (4) | Hoiberg (2) |
| 1/17 | at Rutgers * | L, 82-87 | 13-5 (3-4) | 8,000 | Williams (22) | Mast (8) | Lawrence (5) | Williams (3) |

THE LAST TIME...

| Nebraska... | A Nebraska Opponent... |
|---|--|
| Scored 100 or more points.....100; at NC State, 12/1/21 | 102; Michigan, 12/7/21 |
| Scored 90 or more points.....91, South Carolina State, 12/29/23 | 94; at Iowa, 1/23/24 |
| Scored 41 to 50 points.....50; Illinois, 1/10/23 | 46, at Kansas State, 12/17/23 |
| Scored 40 or fewer points.....38; at Oregon, 12/15/12 | 38; Southwest Minnesota State, 12/28/18 |
| Shot 70% from the field......723; vs. UNC Wilmington 12/5/97 (34-47) | .723; Kansas, 2/2/85 (34-47) |
| Shot 60% from the field......616; vs. Boston College, 11/30/22 (32-52) | .630; Michigan, 3/5/17 (34-54) |
| Shot 90% from the free throw line (Min 10 attempts)......909; vs. Southwest Minnesota State, 12/28/18 (10-11) | .905; vs. Oregon State, 11/18/23 (19-21) |
| Made 10, 3-Point Field Goals.....13; at Rutgers, 1/17/2024 (13-35) | 11, at Rutgers, 1/14/24 (11-29) |
| Had 60 rebounds.....60; vs. Oral Roberts, 12/22/99 | 70; at NC State, 12/1/21 |
| Had 50 rebounds.....50; South Carolina State, 12/29/23 | 56; at Rutgers, 1/17/24 |
| Had 30 assists.....35, vs. Northeastern Illinois, 12/21/94 | 30; at Iowa, 1/23/24 |
| Had 15 steals.....15, Indiana, 1/3/24 | 16; at Creighton, 12/11/2020 |
| Had 10 blocked shots.....14; at Northwestern, 1/2/18 | 11; at NC State, 12/1/21 |
| Had 10 or fewer turnovers.....8; at Iowa, 1/23/24 | 6; at Iowa, 1/23/24 |
| Had 20 or more turnovers.....20; South Carolina State, 12/29/23 | 21; Kennesaw State, 12/22/21 |
| Had three players with 20 points.....vs. Iowa, 3/10/19 | Michigan, 1/14/17 |
|(Palmer Jr. 27; Watson Jr. 23; Roby 23) | (Wagner 23, Irvin 21, Walton 20) |
| Had three players with 10 rebounds.....vs. Texas Tech, 1/19/00 | at Kansas, 1/9/02 |
|(Bradford 16, Ffriend 12, Truscott 11) | (Collision 13, Gooden 12, Simien 10) |
| Had five players reach double-figure points.....vs. North Dakota, 12/20/23 | at Rutgers, 1/17/24 |
|(Wilcher-16; Lawrence-14; Tominaga-14; Gary-12; Williams-12; Allick-10) | (Hyatt-17; Mag-16; Omoruyi-14; Simpson-14; Williams-11) |
| Had a player score 40 points.....41; Teddy Allen vs. Penn State 2/23/21 | 41; Marcus Carr, Minnesota, 2/27/21 |
| Had a player score 30 points.....30; Keisei Tominaga vs. Penn State, 2/5/23 | 30; Max Jones, Cal State Fullerton, 11/26/23 |
| Had a player grab 15 rebounds.....18; Juwan Gary at Kansas State, 12/17/2023 | 15; Clifford Omoruyi, Rutgers, 1/17/24 |
| Had a player dish out 10 assists.....12; Alonzo Verge Jr. at Ohio State, 3/1/22 | 14; Tony Perkins, Iowa, 1/12/24 |
| Had a player collect five steals.....5; Keisei Tominaga at Kansas State, 12/17/2023 | 6; Jamhir Young, at Maryland, 1/28/23 |
| Had a player block five shots.....5; Isaiah Roby vs. Maryland, 2/6/18 | 7; Zach Edey, Purdue, 12/10/2022 |
| Had a player with a triple double.....13 pt/11 reb/10 asst.; Dalano Banton vs. Doane, 12/17/20 | 12 pt/11 reb./10 asst.; Trayce Jackson-Davis, Indiana, 12/7/22 |

SPECIALITY STATS

MISC. REVIEW

| | | | | | | | | | | | | | |
|-----------------------------|---------|---------|-------|-------|-------|-------|-------------------------------|----|---|----|---|---|---|
| Nebraska Record When: | All (W) | All (L) | H (W) | H (L) | A (W) | A (L) | Rebounds are Even | 1 | 1 | 1 | 0 | 0 | 1 |
| Ahead at Halftime | 9 | 1 | 8 | 1 | 1 | 0 | Committing More TOs than Opp | 4 | 3 | 3 | 0 | 1 | 3 |
| Behind at Halftime | 4 | 3 | 3 | 1 | 1 | 2 | Committing Fewer TOs than Opp | 7 | 1 | 6 | 1 | 1 | 0 |
| Tied at Halftime | 0 | 1 | 0 | 0 | 0 | 1 | Turnovers are Even | 2 | 1 | 2 | 0 | 0 | 1 |
| Bench Outscores Opponent's | 9 | 2 | 8 | 0 | 1 | 2 | Leading with 5:00 left | 12 | 1 | 10 | 0 | 2 | 1 |
| Opponent Bench Outscores NU | 3 | 3 | 2 | 2 | 1 | 1 | Trailing with 5:00 left | 1 | 4 | 1 | 1 | 0 | 3 |
| Bench scoring is even | 1 | 0 | 1 | 0 | 0 | 0 | Tied with 5:00 left | 0 | 0 | 0 | 0 | 0 | 0 |
| Shooting 50% or Better | 3 | 0 | 3 | 0 | 0 | 0 | In Overtime | 0 | 0 | 0 | 0 | 0 | 0 |
| Shooting Under 50% | 10 | 5 | 8 | 2 | 2 | 3 | Scoring 80 or more points | 10 | 1 | 9 | 0 | 1 | 1 |
| Opp. Shoots 50% or Better | 0 | 2 | 0 | 0 | 0 | 2 | Scoring 61 to 79 points | 3 | 3 | 2 | 1 | 1 | 2 |
| Opp. Shoots Under 50% | 13 | 3 | 11 | 2 | 2 | 1 | Scoring 60 or fewer points | 0 | 1 | 0 | 1 | 0 | 0 |
| Outshooting Opponent (pct.) | 12 | 0 | 10 | 0 | 2 | 0 | Allowing 80 or more points | 0 | 4 | 0 | 1 | 0 | 3 |
| Outshot by Opponent (pct.) | 1 | 5 | 1 | 1 | 0 | 4 | Allowing 61 to 79 points | 9 | 1 | 8 | 0 | 1 | 1 |
| Shooting is even | 0 | 0 | 0 | 0 | 0 | 0 | Allowing 60 or fewer points | 4 | 0 | 3 | 0 | 1 | 0 |
| Outrebounding Opponent | 8 | 0 | 6 | 0 | 2 | 0 | | | | | | | |
| Outrebounded by Opponent | 4 | 4 | 4 | 1 | 0 | 3 | | | | | | | |

MISC. TOTALS

| | | | |
|--|--------------------------|---|--------------------------------------|
| Biggest margin of victory | 32, Lindenwood (11/6) | Largest halftime lead surrendered in loss | 15, at Minnesota (12/6) |
| Biggest margin of defeat | 29, Creighton (12/3) | Largest lead at any time | 49, South Carolina State (12/29) |
| Largest deficit overcome in win..... | 14, North Dakota (12/20) | Largest deficit at any time | 31, Creighton (12/3) |
| Largest halftime deficit overcome in win | 10; North Dakota (12/20) | Largest runs without opponent scoring | 20 vs. Oregon State (9:26-2:51, 1st) |
| Largest lead surrendered in loss..... | 17, at Minnesota (12/6) | Largest opponent run without NU scoring..... | 15 at Iowa (18:10-14:09, 1st) |

SPECIALITY STATS

| Opponent | NU-Opp Paint | NU-Opp off TO | NU-Opp 2nd Ch. | NU-Opp Bench | Largest Lead | Largest Deficit | Tip | 1st Sub(s) |
|----------------------|-----------------|------------------|-------------------|-----------------|-----------------|-----------------|-----|---------------------------------|
| Lindenwood | 32-32 | 8-4 | 11-9 | 27-21 | 36 (2nd, 5:34) | 2 (1st, 19:36) | L | Hoiberg |
| Florida A&M | 24-26 | 11-9 | 18-9 | 30-24 | 29 (2nd, 12:39) | 1 (1st, 15:38) | L | Hoiberg, Coleman, Rice |
| Rider | 18-16 | 9-4 | 13-10 | 26-14 | 17 (2nd, 1:44) | - | W | Hoiberg, Coleman |
| Stony Brook | 42-18 | 7-19 | 12-9 | 29-14 | 23 (2nd, 1:47) | 2 (1st, 17:59) | W | Gary |
| vs. Oregon State | 38-16 | 14-5 | 22-6 | 25-17 | 31 (2nd, 14:06) | 6 (1st, 18:12) | L | Gary |
| Duquesne | 32-34 | 7-3 | 8-16 | 27-19 | 17 (2nd, 6:57) | 6 (1st, 12:37) | L | Wilcher, Hoiberg, Gary, Coleman |
| Cal State Fullerton | 28-32 | 11-7 | 8-14 | 18-18 | 19 (2nd, 4:51) | 3 (1st, 18:43) | L | Coleman |
| Creighton | 34-36 | 13-5 | 10-16 | 18-20 | 3 (1st, 14:56) | 31 (2nd, 1:44) | L | Gary |
| at Minnesota | 32-24 | 21-24 | 8-14 | 20-27 | 17 (1st, 1:13) | 11 (2nd, 0:32) | L | Wilcher, Gary |
| Michigan State | 30-28 | 8-4 | 4-8 | 18-9 | 7 (2nd, 0:25) | 7 (1st, 12:19) | L | Wilcher, Hoiberg |
| at Kansas State | 28-22 | 8-4 | 16-12 | 9-11 | 19 (2nd, 4:22) | 6 (1st, 3:12) | L | Allick |
| North Dakota | 30-28 | 20-7 | 17-15 | 21-28 | 10 (2nd, 0:46) | 14 (2nd, 19:16) | W | Wilcher |
| South Carolina State | 34-26 | 19-13 | 8-9 | 47-46 | 49 (2nd, 8:39) | - | W | Hoiberg |
| Indiana | 24-26 | 27-6 | 11-10 | 18-20 | 22 (2nd, 5:23) | 5 (1st, 17:27) | L | Allick |
| at Wisconsin | 18-36 | 12-17 | 6-7 | 18-36 | - | 21 (2nd, 1:40) | L | Hoiberg |
| Purdue | 28-20 | 18-7 | 7-11 | 30-24 | 16 (2nd, 0:47) | 6 (1st, 5:33) | L | Hoiberg |
| at Iowa | 46-32 | 7-8 | 10-12 | 34-18 | 1 (2nd, 17:13) | 21 (2nd, 2:21) | L | Hoiberg |
| at Rutgers | 24-34 | 16-17 | 11-20 | 24-15 | 12 (1st, 8:51) | 5 (OT, 2:19) | L | Wilcher, Allick |



2023-24 HONORS

C.J. WILCHER

JUNIOR • GUARD • 6-5 • 214 • PLAINFIELD, N.J. • ROSELLE CATHOLIC

- One of the Big Ten's best sixth men who has played in every game since arriving on campus in 2021-22
- Has eight double-figure efforts, including five in his last seven contests dating back to Dec. 20
- Totaled 12 points and a pair of assists in the loss at Rutgers
- Had 16 points off the bench on 4-of-5 shooting, as he had eight points in a 11-0 second-half run after No. 1 Purdue pulled with 54-52
- Finished with 11 first-half points against Indiana before missing the second half because of back spasms
- Has six double-figures efforts this season and comes an 11 point effort against Indiana which included a trio of 3-pointers
- Scored a season high 18 points on 7-of-9 shooting against South Carolina State while adding three steals
- Totaled 16 points, including a season-high four 3-pointers, and added four rebounds vs. North Dakota on Dec. 20
- Had 10 points on 3-of-5 shooting in the win over Michigan State
- Finished with nine points, three rebounds and two assists at Minnesota
- Totaled 13 points and five rebounds in the win over Rider and 13 points against Lindenwood
- Played in all 32 games, including 24 starts, in 2022-23 and averaged 8.0 points per game while ranking second on the team with 42 3-pointers
- Totaled 10 double-figure efforts as a sophomore, including a career-high 22 points at No. 14 Indiana on Dec. 7, 2022
- Played in all 32 games in 2021-22, averaging 8.1 points and 2.3 rebounds per game as the Huskers' sixth man
- Paced NU in 3-pointers (52) and 3-point percentage (.406), while he also shot 43 percent from long range in Big Ten play
- Spent the 2020-21 season at Xavier, playing in 15 games and averaging 3.3 points and 1.1 rebounds per game
- Was a four-star recruit who ranked No. 81 by ESPN in the class of 2021
- Playing for Dave Boff at Roselle Catholic, averaging 18.8 points, 4.5 rebounds and 2.8 assists per game to earn first-team all-state honors
- Younger brother (Simeon) is a freshman guard at St. John's in 2023-24

MISC. STATS

| Category | 2023-24 | Career* |
|-------------------|---------|---------|
| 10+ Points | 8 | 32 |
| 20+ Points | 0 | 2 |
| 30+ Points | 0 | 0 |
| 40+ Points | 0 | 0 |
| Double-Doubles | 0 | 0 |
| 10+ Rebounds | 0 | 0 |
| 10+ Assists | 0 | 0 |
| Led NU in Scoring | 3 | 7 |
| Led NU in Reb. | 0 | 0 |
| Led NU in Assists | 0 | 1 |

*Includes Xavier

SEASON/CAREER HIGHS

| | |
|----------------------------|-------------------------------------|
| Points | |
| Season: | 18, South Carolina State (12/29/23) |
| College Career: | 22, at Indiana (12/7/22) |
| Rebounds | |
| Season: | 5, Rider (11/13/23) |
| College Career: | 6, Three times (last, 2/25/23) |
| Field Goals | |
| Season: | 7, South Carolina State (12/29/23) |
| College Career: | 8, vs. Omaha (11/10/22) |
| 3-Point Field Goals | |
| Season: | 4, North Dakota (12/20/23) |
| College Career: | 5, at Rutgers (2/14/23) |
| Free Throws | |
| Season: | 5, Purdue (1/9/24) |
| College Career: | 6, at Indiana (12/7/22) |
| Free Throw Attempts | |
| Season: | 5, Purdue (1/9/24) |
| College Career: | 6, at Indiana (12/7/22) |
| Assists | |
| Season: | 2, Five times (last, 1/17/24) |
| College Career: | 4, Three times (last, 2/14/23) |
| Steals | |
| Season: | 3, South Carolina State (12/29/23) |
| College Career: | 3, Two times (last, 12/29/23) |
| Blocks | |
| Season: | 2, Lindenwood (11/6/23) |
| College Career: | 2, Two times (last, 11/6/23) |
| Minutes Played | |
| Season: | 23, Rider (11/13/23) |
| College Career: | 38, Two times (last, 1/7/23) |

CAREER STATS

| | | | | Field Goals | | 3-Point | | F-Throws | | Rebounds | | | | | | | | Scoring | | |
|----------------|------|-------|-----------|-------------|------|----------|------|----------|-------|----------|-----|-----|-----|-------|----|----|-----|---------|-----|-----|
| SEASON | TEAM | GP-GS | MIN/AVG | FG-FGA | FG% | 3FG-3FGA | 3FG% | FT-FTA | FT% | OFF | DEF | TOT | AVG | PF-FO | A | TO | BLK | STL | PTS | AVG |
| 2020-21 | XU | 15-1 | 151/10.1 | 18-45 | .400 | 10-29 | .345 | 4-4 | 1.000 | 7 | 9 | 16 | 1.1 | 11-0 | 5 | 7 | 1 | 5 | 50 | 3.3 |
| 2021-22 | Nebr | 32-2 | 791/24.7 | 92-199 | .462 | 52-128 | .406 | 22-35 | .629 | 17 | 56 | 73 | 2.3 | 42-1 | 26 | 31 | 3 | 25 | 258 | 8.1 |
| 2022-23 | Nebr | 32-24 | 870/27.2 | 95-238 | .399 | 42-134 | .313 | 23-36 | .639 | 17 | 61 | 78 | 2.4 | 52-1 | 44 | 47 | 6 | 18 | 255 | 8.0 |
| 2023-24 | Nebr | 18-2 | 305/17.0 | 49-98 | .500 | 28-65 | .431 | 25-27 | .926 | 11 | 24 | 35 | 1.9 | 20-0 | 16 | 14 | 6 | 9 | 151 | 8.4 |
| TOTAL FOR Nebr | | 82-28 | 1967/24.0 | 236-535 | .441 | 122-327 | .373 | 70-98 | .714 | 45 | 141 | 186 | 2.3 | 114-2 | 86 | 92 | 15 | 52 | 664 | 8.1 |
| TOTAL | | 97-29 | 2118/21.8 | 254-580 | .438 | 132-356 | .371 | 74-102 | .725 | 52 | 150 | 202 | 2.1 | 125-2 | 91 | 99 | 16 | 57 | 714 | 7.4 |

2023-24 GAME BY GAME

| Opponent | Date | GS | MIN | Total | | 3-Pointers | | Free throws | | Rebounds | | | | PF | A | TO | BLK | STL | PTS | AVG | |
|--------------------|------------|----|-------|--------|-------|------------|-------|-------------|-------|----------|-----|-----|-----|-----|----|----|-----|-----|-----|------|-----|
| | | | | FG-FGA | PCT | 3FG-3FGA | PCT | FT-FTA | PCT | OFF | DEF | TOT | AVG | | | | | | | | |
| Lindenwood | 11/06/2023 | * | 22:08 | 4-8 | .500 | 2-5 | .400 | 3-4 | .750 | 0 | 1 | 1 | 1.0 | 0 | 2 | 0 | 2 | 0 | 13 | 13.0 | |
| Florida A&M | 11/09/2023 | * | 19:51 | 2-6 | .333 | 1-4 | .250 | 1-2 | .500 | 0 | 1 | 1 | 1.0 | 4 | 2 | 0 | 1 | 0 | 6 | 9.5 | |
| Rider | 11/13/2023 | | 22:51 | 4-8 | .500 | 3-5 | .600 | 2-2 | 1.000 | 4 | 1 | 5 | 2.3 | 2 | 1 | 3 | 0 | 0 | 13 | 10.7 | |
| Stony Brook | 11/15/2023 | | 14:23 | 1-3 | .333 | 0-2 | .000 | 0-0 | .000 | 0 | 0 | 0 | 1.8 | 0 | 0 | 0 | 0 | 1 | 2 | 8.5 | |
| vs Oregon St. | 11/18/2023 | | 12:44 | 1-2 | .500 | 1-2 | .500 | 0-0 | .000 | 0 | 0 | 0 | 1.4 | 0 | 1 | 0 | 0 | 0 | 3 | 7.4 | |
| Duquesne | 11/22/2023 | | 16:17 | 1-2 | .500 | 0-1 | .000 | 0-0 | .000 | 0 | 2 | 2 | 1.5 | 1 | 1 | 0 | 0 | 1 | 2 | 6.5 | |
| Cal St. Fullerton | 11/26/2023 | | 16:37 | 2-6 | .333 | 1-5 | .200 | 0-0 | .000 | 1 | 2 | 3 | 1.7 | 1 | 1 | 0 | 0 | 0 | 5 | 6.3 | |
| Creighton | 12/03/2023 | | 14:56 | 2-4 | .500 | 0-2 | .000 | 0-0 | .000 | 0 | 0 | 0 | 1.5 | 0 | 0 | 0 | 0 | 0 | 4 | 6.0 | |
| at Minnesota | 12/06/2023 | | 18:07 | 3-6 | .500 | 1-2 | .500 | 2-2 | 1.000 | 1 | 2 | 3 | 1.7 | 2 | 2 | 1 | 0 | 0 | 9 | 6.3 | |
| Michigan St. | 12/10/2023 | | 15:00 | 3-5 | .600 | 2-4 | .500 | 2-2 | 1.000 | 1 | 1 | 2 | 1.7 | 0 | 1 | 0 | 0 | 0 | 10 | 6.7 | |
| at Kansas St. | 12/17/2023 | | 08:15 | 0-4 | .000 | 0-2 | .000 | 0-0 | .000 | 1 | 2 | 3 | 1.8 | 1 | 0 | 1 | 1 | 0 | 0 | 6.1 | |
| North Dakota | 12/20/2023 | | 18:22 | 6-10 | .600 | 4-6 | .667 | 0-0 | .000 | 1 | 3 | 4 | 2.0 | 1 | 1 | 1 | 0 | 1 | 16 | 6.9 | |
| South Carolina St. | 12/29/2023 | | 18:31 | 7-9 | .778 | 2-4 | .500 | 2-2 | 1.000 | 0 | 2 | 2 | 2.0 | 0 | 0 | 2 | 0 | 3 | 18 | 7.8 | |
| Indiana | 01/03/2024 | | 13:45 | 3-6 | .500 | 3-6 | .500 | 2-2 | 1.000 | 1 | 1 | 2 | 2.0 | 1 | 0 | 0 | 0 | 2 | 11 | 8.0 | |
| at Wisconsin | 01/06/2024 | | 16:33 | 2-4 | .500 | 2-3 | .667 | 0-0 | .000 | 0 | 1 | 1 | 1.9 | 2 | 0 | 3 | 1 | 1 | 6 | 7.9 | |
| Purdue | 01/09/2024 | | 19:22 | 4-5 | .800 | 3-4 | .750 | 5-5 | 1.000 | 0 | 0 | 0 | 1.8 | 1 | 0 | 0 | 0 | 0 | 16 | 8.4 | |
| at Iowa | 01/12/2024 | | 19:01 | 1-4 | .250 | 1-3 | .333 | 2-2 | 1.000 | 1 | 3 | 4 | 1.9 | 1 | 2 | 0 | 0 | 0 | 5 | 8.2 | |
| at Rutgers | 01/17/2024 | | 18:28 | 3-6 | .500 | 2-5 | .400 | 4-4 | 1.000 | 0 | 2 | 2 | 1.9 | 3 | 2 | 3 | 1 | 0 | 12 | 8.4 | |
| Totals | | | 2 | 305:10 | 49-98 | .500 | 28-65 | .431 | 25-27 | .926 | 11 | 24 | 35 | 1.9 | 20 | 16 | 14 | 6 | 9 | 151 | 8.4 |

Player Averages

| Games Played | Minutes/game | Points/game | FG Pct | 3FG Pct | FT Pct | Rebounds/game | Assists/game | Turnovers/game | Assist/Turnover ratio | Steals/game | Blocks/game |
|--------------|--------------|-------------|--------|---------|--------|---------------|--------------|----------------|-----------------------|-------------|-------------|
| 18 | 17.0 | 8.4 | 50.0 | 43.1 | 92.6 | 1.9 | 0.9 | 0.8 | 1.1 | 0.5 | 0.3 |



2023-24 HONORS

SAM HOIBERG

SOPHOMORE • GUARD • 6-0 • 183 • LINCOLN, NEB. • PIUS X

- Savvy guard who brings a spark off the bench and can play either guard spot and has nearly a 2-to-1 assist-to-turnover ratio
- Had all six points in overtime in NU's loss at Rutgers
- Led NU in rebounds (six), assists (four) and steals (two) off the bench at Iowa
- Had nine points, including seven points in a 13-0 run to close the first half, three assists and three steals in the win over No. 1 Purdue
- Finished with five points, a team-high six boards and a pair of assists against No. 21 Wisconsin
- Totaled five points and a career-high four assists in 23 minutes against Indiana
- Set career bests in rebounds (seven) and assists (three) while adding five points in 16 minutes against South Dakota State
- Keyed a first-half run with five points and added two assists and two boards vs. North Dakota
- Finished with five points, three rebounds and two assists in the win over Michigan State
- Matched his then-season high with five rebounds vs. No. 15 Creighton
- Topped NU against Lindenwood in the season opener, matching his career high with 15 points, along with five rebounds and two assists
- Played in 21 contests, including one start, in 2022-23 and was one of NU's top guards off the bench as he averaged 4.1 points per game on 55 percent shooting
- Provided an offensive spark down the stretch, averaging 6.6 ppg on 58 percent shooting and 2.9 rpg over the final 12 contests of 2022-23
- Poured in a career-high 15 points on 6-of-8 shooting in 26 minutes at Maryland on Jan. 27, 2023
- Garnered honorable-mention all-state honors as a senior, averaging 14.9 points, 4.2 rebounds and 3.8 assists at Lincoln Pius X High School in 2020-21, helping the school to an 18-4 record and a berth in the Class A (largest class) state tournament
- Sports and Media Communications major who hosts his own weekly radio show
- Is the son of NU Head Coach Fred Hoiberg, who played collegiately at Iowa State and in the NBA for a decade, while his oldest brother, Jack, played at both Michigan State (2017-21) and Texas Arlington (2021-22) and works in the San Antonio Spurs organization in the video department

CAREER STATS

| | | | | Field Goals | | 3-Point | | F-Throws | | Rebounds | | | | | | | | Scoring | | |
|---------|------|-------|----------|-------------|------|----------|------|----------|------|----------|-----|-----|-----|-------|----|----|-----|---------|-----|-----|
| SEASON | TEAM | GP-GS | MIN/AVG | FG-FGA | FG% | 3FG-3FGA | 3FG% | FT-FTA | FT% | OFF | DEF | TOT | AVG | PF-FO | A | TO | BLK | STL | PTS | AVG |
| 2022-23 | Nebr | 21-1 | 267/12.7 | 27-49 | .551 | 9-22 | .409 | 23-28 | .821 | 8 | 30 | 38 | 1.8 | 19-0 | 7 | 8 | 1 | 13 | 86 | 4.1 |
| 2023-24 | Nebr | 18-0 | 337/18.7 | 27-63 | .429 | 13-32 | .406 | 13-19 | .684 | 8 | 41 | 49 | 2.7 | 32-0 | 31 | 16 | 3 | 18 | 80 | 4.4 |
| TOTAL | | 39-1 | 605/15.5 | 54-112 | .482 | 22-54 | .407 | 36-47 | .766 | 16 | 71 | 87 | 2.2 | 51-0 | 38 | 24 | 4 | 31 | 166 | 4.3 |

MISC. STATS

| Category | 2023-24 | Career |
|-------------------|---------|--------|
| 10+ Points | 1 | 3 |
| 20+ Points | 0 | 0 |
| 30+ Points | 0 | 0 |
| 40+ Points | 0 | 0 |
| Double-Doubles | 0 | 0 |
| 10+ Rebounds | 0 | 0 |
| 10+ Assists | 0 | 0 |
| Led NU in Scoring | 1 | 1 |
| Led NU in Reb. | 3 | 4 |
| Led NU in Assists | 2 | 2 |

SEASON/CAREER HIGHS

| | |
|---------------------|------------------------------------|
| Points | |
| Season: | 15, Lindenwood (11/6/23) |
| College Career: | 15, Two times (1/28/23) |
| Rebounds | |
| Season: | 7, South Carolina State (12/29/23) |
| College Career: | Same |
| Field Goals | |
| Season: | 5, Lindenwood (11/6/23) |
| College Career: | 6, at Maryland (1/28/23) |
| 3-Point Field Goals | |
| Season: | 2, Two times (last, 1/17/24) |
| College Career: | 3, at Maryland (1/28/23) |
| Free Throws | |
| Season: | 3, Two times (last, 1/3/24) |
| College Career: | 5, Two times (last, 2/28/23) |
| Free Throw Attempts | |
| Season: | 5, Lindenwood (11/6/23) |
| College Career: | 6, Michigan State (2/28/23) |
| Assists | |
| Season: | 4, Two times (last, 1/12/24) |
| College Career: | Same |
| Steals | |
| Season: | 4, Florida A&M (11/9/23) |
| College Career: | Same |
| Blocks | |
| Season: | 1, Three times (last, 1/6/24) |
| College Career: | 1, Four times (last, 1/6/24) |
| Minutes Played | |
| Season: | 25, Three times (last, 1/12/24) |
| College Career: | 37, Maryland (2/19/23) |

2023-24 GAME BY GAME

| Opponent | Date | GS | MIN | Total | | 3-Pointers | | Free throws | | Rebounds | | | | | | | | | | | |
|--------------------|------------|----|----------|--------|-------|------------|-------|-------------|-------|----------|-----|-----|-----|----|----|----|-----|-----|-----|------|--|
| | | | | FG-FGA | PCT | 3FG-3FGA | PCT | FT-FTA | PCT | OFF | DEF | TOT | AVG | PF | A | TO | BLK | STL | PTS | AVG | |
| Lindenwood | 11/06/2023 | | 25:14 | 5-7 | .714 | 2-4 | .500 | 3-5 | .600 | 0 | 5 | 5 | 5.0 | 1 | 2 | 0 | 1 | 1 | 15 | 15.0 | |
| Florida A&M | 11/09/2023 | | 22:37 | 1-3 | .333 | 1-3 | .333 | 0-0 | .000 | 1 | 2 | 3 | 4.0 | 1 | 1 | 2 | 0 | 4 | 3 | 9.0 | |
| Rider | 11/13/2023 | | 22:04 | 2-4 | .500 | 1-3 | .333 | 2-2 | 1.000 | 2 | 2 | 4 | 4.0 | 2 | 1 | 1 | 0 | 0 | 7 | 8.3 | |
| Stony Brook | 11/15/2023 | | 12:41 | 1-2 | .500 | 0-1 | .000 | 0-0 | .000 | 0 | 0 | 0 | 3.0 | 3 | 1 | 1 | 0 | 0 | 2 | 6.8 | |
| vs Oregon St. | 11/18/2023 | | 11:48 | 2-4 | .500 | 1-3 | .333 | 0-1 | .000 | 0 | 0 | 0 | 2.4 | 3 | 0 | 1 | 0 | 0 | 5 | 6.4 | |
| Duquesne | 11/22/2023 | | 14:43 | 1-3 | .333 | 1-1 | 1.000 | 0-0 | .000 | 0 | 0 | 0 | 2.0 | 0 | 0 | 0 | 1 | 0 | 3 | 5.8 | |
| Cal St. Fullerton | 11/26/2023 | | 15:20 | 0-1 | .000 | 0-0 | .000 | 0-0 | .000 | 0 | 2 | 2 | 2.0 | 3 | 1 | 0 | 0 | 0 | 0 | 5.0 | |
| Creighton | 12/03/2023 | | 11:12 | 0-3 | .000 | 0-0 | .000 | 0-2 | .000 | 2 | 3 | 5 | 2.4 | 0 | 0 | 0 | 0 | 1 | 0 | 4.4 | |
| at Minnesota | 12/06/2023 | | 08:28 | 0-0 | .000 | 0-0 | .000 | 0-0 | .000 | 0 | 0 | 0 | 2.1 | 0 | 2 | 0 | 0 | 0 | 0 | 3.9 | |
| Michigan St. | 12/10/2023 | | 16:38 | 1-4 | .250 | 1-2 | .500 | 2-2 | 1.000 | 0 | 3 | 3 | 2.2 | 1 | 2 | 0 | 0 | 1 | 5 | 4.0 | |
| at Kansas St. | 12/17/2023 | | 25:33 | 1-3 | .333 | 1-2 | .500 | 0-0 | .000 | 0 | 3 | 3 | 2.3 | 1 | 2 | 0 | 0 | 2 | 3 | 3.9 | |
| North Dakota | 12/20/2023 | | 23:46 | 2-4 | .500 | 1-2 | .500 | 0-0 | .000 | 0 | 2 | 2 | 2.3 | 4 | 2 | 3 | 0 | 1 | 5 | 4.0 | |
| South Carolina St. | 12/29/2023 | | 16:34 | 2-6 | .333 | 0-2 | .000 | 1-2 | .500 | 3 | 4 | 7 | 2.6 | 3 | 3 | 2 | 0 | 2 | 5 | 4.1 | |
| Indiana | 01/03/2024 | | 22:53 | 1-3 | .333 | 0-1 | .000 | 3-3 | 1.000 | 0 | 0 | 0 | 2.4 | 3 | 4 | 1 | 0 | 1 | 5 | 4.1 | |
| at Wisconsin | 01/06/2024 | | 19:52 | 1-4 | .250 | 1-2 | .500 | 2-2 | 1.000 | 0 | 6 | 6 | 2.7 | 2 | 2 | 1 | 1 | 0 | 5 | 4.2 | |
| Purdue | 01/09/2024 | | 23:54 | 4-5 | .800 | 1-2 | .500 | 0-0 | .000 | 0 | 2 | 2 | 2.6 | 2 | 3 | 0 | 0 | 3 | 9 | 4.5 | |
| at Iowa | 01/12/2024 | | 25:07 | 1-5 | .200 | 0-2 | .000 | 0-0 | .000 | 0 | 6 | 6 | 2.8 | 1 | 4 | 2 | 0 | 2 | 2 | 4.4 | |
| at Rutgers | 01/17/2024 | | 18:58 | 2-2 | 1.000 | 2-2 | 1.000 | 0-0 | .000 | 0 | 1 | 1 | 2.7 | 2 | 1 | 2 | 0 | 0 | 6 | 4.4 | |
| Totals | | | 0 337:22 | 27-63 | .429 | 13-32 | .406 | 13-19 | .684 | 8 | 41 | 49 | 2.7 | 32 | 31 | 16 | 3 | 18 | 80 | 4.4 | |

Player Averages

| Games Played | Minutes/ game | Points/ game | FG Pct | 3FG Pct | FT Pct | Rebounds/ game | Assists/ game | Turnovers/ game | Assist/Turnover ratio | Steals/ game | Blocks/ game |
|--------------|---------------|--------------|--------|---------|--------|----------------|---------------|-----------------|-----------------------|--------------|--------------|
| 18 | 18.7 | 4.4 | 42.9 | 40.6 | 68.4 | 2.7 | 1.7 | 0.9 | 1.9 | 1.0 | 0.2 |



2023-24 HONORS

BRICE WILLIAMS

JUNIOR • GUARD • 6-7 • 213 • HUNTERVILLE, N.C. • CHARLOTTE

- Three-level scorer who is a career 39 percent shooter from 3-point range and possesses the ability and wingspan to guard several positions
- Has been in double figures 14 times, including a season-high 25-point effort in the win over Oregon State
- Led NU with 22 points and had six rebounds and three steals at Rutgers
- Played his best all-around game of the year vs. No. 1 Purdue with nine points, a career-high nine assists, 11 rebounds and two blocked shots
- Totaled 15 points, six rebounds and a career-high four steals in the win over Indiana
- Tallied 16 points and seven rebounds in 20 minutes against South Carolina State
- Nearly posted a double-double at Kansas State with 10 points and nine rebounds
- Scored all 14 of his points in the second half against Michigan State, including a go-ahead 3-pointer with 2:10 remaining.
- Finished with 18 points, six boards, four assists and three steals before fouling out at Minnesota
- Scored 16 of his 17 points in the second half and added a season-high nine rebounds against Stony Brook
- Returned from a knee injury to earn second-team All-Conference USA honors in 2022-23, averaging 13.8 points and 5.8 rebounds per game while shooting almost 40 percent from 3-point range.
- MVP of the 2023 College Basketball Invitational, averaging 16.3 points, 7.8 rebounds and 3.0 assists per game and posting two double-doubles in four games
- Two-time C-USA Player of the Week who earned USBWA National Player of the Week after averaging 31.0 points on 78 percent shooting, 5.5 rebounds and 1.5 assists per game
- Was a second-team Charlotte Observer All-Mecklenburg County pick after averaging 21.2 points and 5.3 rebounds per game at Hopewell High School
- Graduated from Charlotte with a degree in mass communications in July of 2023 and is in NU's graduate program
- His father (Henry) is Charlotte's all-time leading scorer with 2,383 points and was a second-round pick of the San Antonio Spurs in 1992 before playing in Europe for a decade

CAREER STATS

| | | | | Field Goals | | 3-Point | | F-Throws | | Rebounds | | | | | | | | | | | | Scoring | |
|----------------|------|--------|-----------|-------------|------|----------|------|----------|------|----------|-----|-----|-----|-------|-----|-----|-----|-----|------|------|--|---------|--|
| SEASON | TEAM | GP-GS | MIN/AVG | FG-FGA | FG% | 3FG-3FGA | 3FG% | FT-FTA | FT% | OFF | DEF | TOT | AVG | PF-FO | A | TO | BLK | STL | PTS | AVG | | | |
| 2019-20 | CLT | 27-0 | 244/9.0 | 23-62 | .371 | 9-30 | .300 | 8-12 | .667 | 5 | 35 | 40 | 1.5 | 18-0 | 4 | 11 | 7 | 6 | 63 | 2.3 | | | |
| 2020-21 | CLT | 25-14 | 738/29.5 | 86-182 | .473 | 31-72 | .431 | 40-57 | .702 | 20 | 79 | 99 | 4.0 | 54-0 | 25 | 27 | 11 | 19 | 243 | 9.7 | | | |
| 2022-23 | CLT | 36-13 | 976/27.1 | 170-355 | .479 | 58-146 | .397 | 97-115 | .843 | 28 | 162 | 190 | 5.3 | 48-1 | 43 | 46 | 13 | 20 | 495 | 13.8 | | | |
| 2023-24 | Nebr | 18-18 | 504/28.0 | 77-180 | .428 | 27-74 | .365 | 59-68 | .868 | 19 | 81 | 100 | 5.6 | 41-1 | 49 | 31 | 13 | 18 | 240 | 13.3 | | | |
| TOTAL FOR Nebr | | 18-18 | 504/28.0 | 77-180 | .428 | 27-74 | .365 | 59-68 | .868 | 19 | 81 | 100 | 5.6 | 41-1 | 49 | 31 | 13 | 18 | 240 | 13.3 | | | |
| TOTAL | | 106-45 | 2462/23.2 | 356-779 | .457 | 125-322 | .388 | 204-252 | .810 | 72 | 357 | 429 | 4.0 | 161-2 | 121 | 115 | 44 | 63 | 1041 | 9.8 | | | |

MISC. STATS

| Category | 2023-24 | Career* |
|-------------------|---------|---------|
| 10+ Points | 14 | 53 |
| 20+ Points | 2 | 14 |
| 30+ Points | 0 | 2 |
| 40+ Points | 0 | 0 |
| Double-Doubles | 0 | 4 |
| 10+ Rebounds | 1 | 5 |
| 10+ Assists | 0 | 0 |
| Led NU in Scoring | 3 | 3 |
| Led NU in Reb. | 4 | 4 |
| Led NU in Assists | 6 | 6 |

*Includes Charlotte

SEASON/CAREER HIGHS

| | |
|----------------------------|---------------------------------|
| Points | |
| Season: | 25, vs. Oregon State (11/18/23) |
| College Career: | 32, UAB (3/4/23) |
| Rebounds | |
| Season: | 11, Purdue (1/9/24) |
| College Career: | 13, Rice (2/25/23) |
| Field Goals | |
| Season: | 9, vs. Oregon State (11/18/23) |
| College Career: | 12, UAB (3/4/23) |
| 3-Point Field Goals | |
| Season: | 4, at Rutgers (1/17/24) |
| College Career: | 4, Two times (last, 1/17/24) |
| Free Throws | |
| Season: | 7, Florida A&M (11/9/23) |
| College Career: | 11, Middle Tenn. St. (12/29/22) |
| Free Throw Attempts | |
| Season: | 8, at Rutgers (1/17/24) |
| College Career: | 14, Louisiana Tech (12/31/22) |
| Assists | |
| Season: | 9, Purdue (1/9/24) |
| College Career: | 4, Three times (last, 12/6/23) |
| Steals | |
| Season: | 4, Indiana (1/3/24) |
| College Career: | Same |
| Blocks | |
| Season: | 2, Four times (last, 1/9/24) |
| College Career: | 3, Two times (last, 3/20/23) |
| Minutes Played | |
| Season: | 39, at Rutgers (1/17/24) |
| College Career: | 46, UAB (3/4/23) |

2023-24 GAME BY GAME

| Opponent | Date | GS | MIN | Total | | 3-Pointers | | Free throws | | Rebounds | | | | Points | | | | PTS | AVG | | |
|--------------------|------------|----|-------|--------|--------|------------|-------|-------------|-------|----------|-----|-----|-----|--------|----|----|-----|-----|-----|------|------|
| | | | | FG-FGA | PCT | 3FG-3FGA | PCT | FT-FTA | PCT | OFF | DEF | TOT | AVG | PF | A | TO | BLK | | | STL | |
| Lindenwood | 11/06/2023 | * | 23:15 | 4-11 | .364 | 2-6 | .333 | 3-4 | .750 | 0 | 1 | 1 | 1.0 | 1 | 2 | 1 | 1 | 0 | 13 | 13.0 | |
| Florida A&M | 11/09/2023 | * | 22:19 | 3-9 | .333 | 2-4 | .500 | 7-7 | 1.000 | 2 | 4 | 6 | 3.5 | 3 | 2 | 1 | 1 | 0 | 15 | 14.0 | |
| Rider | 11/13/2023 | * | 28:01 | 1-6 | .167 | 1-3 | .333 | 4-5 | .800 | 0 | 8 | 8 | 5.0 | 1 | 3 | 1 | 0 | 1 | 7 | 11.7 | |
| Stony Brook | 11/15/2023 | * | 23:26 | 6-9 | .667 | 2-3 | .667 | 3-4 | .750 | 2 | 7 | 9 | 6.0 | 3 | 4 | 3 | 0 | 0 | 17 | 13.0 | |
| vs Oregon St. | 11/18/2023 | * | 28:21 | 9-17 | .529 | 3-7 | .429 | 4-4 | 1.000 | 3 | 0 | 3 | 5.4 | 0 | 2 | 0 | 1 | 2 | 25 | 15.4 | |
| Duquesne | 11/22/2023 | * | 30:06 | 3-6 | .500 | 1-3 | .333 | 4-4 | 1.000 | 0 | 1 | 1 | 4.7 | 3 | 1 | 0 | 0 | 0 | 11 | 14.7 | |
| Cal St. Fullerton | 11/26/2023 | * | 29:48 | 4-9 | .444 | 2-5 | .400 | 4-4 | 1.000 | 0 | 2 | 2 | 4.3 | 3 | 3 | 1 | 2 | 0 | 14 | 14.6 | |
| Creighton | 12/03/2023 | * | 21:19 | 3-7 | .429 | 0-0 | .000 | 0-0 | .000 | 2 | 5 | 7 | 4.6 | 1 | 2 | 1 | 0 | 1 | 6 | 13.5 | |
| at Minnesota | 12/06/2023 | * | 30:28 | 8-16 | .500 | 1-3 | .333 | 1-2 | .500 | 3 | 3 | 6 | 4.8 | 5 | 4 | 4 | 1 | 3 | 18 | 14.0 | |
| Michigan St. | 12/10/2023 | * | 30:02 | 4-7 | .571 | 1-2 | .500 | 5-6 | .833 | 0 | 3 | 3 | 4.6 | 2 | 0 | 2 | 1 | 0 | 14 | 14.0 | |
| at Kansas St. | 12/17/2023 | * | 31:59 | 4-12 | .333 | 2-7 | .286 | 0-1 | .000 | 1 | 8 | 9 | 5.0 | 3 | 2 | 2 | 2 | 0 | 10 | 13.6 | |
| North Dakota | 12/20/2023 | * | 30:02 | 4-12 | .333 | 0-5 | .000 | 4-4 | 1.000 | 3 | 4 | 7 | 5.2 | 2 | 3 | 2 | 0 | 1 | 12 | 13.5 | |
| South Carolina St. | 12/29/2023 | * | 20:08 | 5-10 | .500 | 1-4 | .250 | 5-5 | 1.000 | 0 | 7 | 7 | 5.3 | 2 | 1 | 3 | 2 | 0 | 16 | 13.7 | |
| Indiana | 01/03/2024 | * | 23:32 | 5-10 | .500 | 3-4 | .750 | 2-3 | .667 | 3 | 3 | 6 | 5.4 | 2 | 1 | 3 | 0 | 4 | 15 | 13.8 | |
| at Wisconsin | 01/06/2024 | * | 31:48 | 3-9 | .333 | 1-3 | .333 | 3-3 | 1.000 | 0 | 4 | 4 | 5.3 | 1 | 6 | 1 | 0 | 0 | 10 | 13.5 | |
| Purdue | 01/09/2024 | * | 29:39 | 2-6 | .333 | 1-1 | 1.000 | 4-4 | 1.000 | 0 | 11 | 11 | 5.6 | 3 | 9 | 2 | 2 | 2 | 9 | 13.3 | |
| at Iowa | 01/12/2024 | * | 30:20 | 3-11 | .273 | 0-6 | .000 | 0-0 | .000 | 0 | 4 | 4 | 5.5 | 2 | 2 | 2 | 0 | 1 | 6 | 12.8 | |
| at Rutgers | 01/17/2024 | * | 39:12 | 6-13 | .462 | 4-8 | .500 | 6-8 | .750 | 0 | 6 | 6 | 5.6 | 4 | 2 | 2 | 0 | 3 | 22 | 13.3 | |
| Totals | | | 18 | 503:45 | 77-180 | .428 | 27-74 | .365 | 59-68 | .868 | 19 | 81 | 100 | 5.6 | 41 | 49 | 31 | 13 | 18 | 240 | 13.3 |

Player Averages

| Games Played | Minutes/ game | Points/ game | FG Pct | 3FG Pct | FT Pct | Rebounds/ game | Assists/ game | Turnovers/ game | Assist/Turnover ratio | Steals/ game | Blocks/ game |
|--------------|---------------|--------------|--------|---------|--------|----------------|---------------|-----------------|-----------------------|--------------|--------------|
| 18 | 28.0 | 13.3 | 42.8 | 36.5 | 86.8 | 5.6 | 2.7 | 1.7 | 1.6 | 1.0 | 0.7 |



2023-24 HONORS

JUWAN GARY

JUNIOR • GUARD/FORWARD • 6-6 • 215 • COLUMBIA, S.C. • ALABAMA

- Returning starter at forward who returned after season-ending shoulder surgery in January of 2023
- Gives the Huskers toughness and athleticism and has worked to significantly improve his shooting
- Has been in double figures nine times, tying or setting career highs in scoring three times in 2023-24
- Had nine points and six boards in 22 minutes at Rutgers
- Finished with 13 points, five rebounds and two steals in the win over No. 1 Purdue
- Played just 16 minutes against South Carolina State, finishing with career highs in blocks (four) and assists (four) with five points and thee boards
- Posted his second straight double-double with 12 points and 12 boards vs. North Dakota
- Grabbed a career-high 18 rebounds, including 11 offensive boards, and had 13 points in the win at Kansas State
- Made his first start of the season against Michigan State and finished with 20 points on 8-of-11 shooting, three rebounds and three steals
- Totaled a career-high 20 points on 7-of-10 shooting against Duquesne
- Recorded a double-double in the win over Oregon State with 12 points and a season-high 10 rebounds, marking his fourth career double-double
- Starting forward who played in 17 games before suffering a season-ending left shoulder injury on Jan. 10, 2023
- Had a season-high 18 points, including the go-ahead basket with 55 seconds left in OT, and six boards at Minnesota
- Played in 29 games at Alabama in 2021-22, averaging 6.5 points per game on 51 percent shooting and 3.4 rebounds per game
- Totaled eight double-figure efforts, including a career-high 19 points in wins over both Houston and at Florida, and two double-doubles
- Helped Alabama to an SEC title and an NCAA Sweet 16 berth in 2020-21, playing in 30 games, including two starts, as Alabama went 26-7
- Suffered a torn right ACL in October of 2019 and missed the entire season
- Ranked No. 64 overall by ESPN and was No. 82 in the RSCI Composite after averaging 25 points, seven rebounds and two blocks per game for Liberty Heights Charter School

CAREER STATS

| | | | | Field Goals | | 3-Point | | F-Throws | | Rebounds | | | | | | | | Scoring | | |
|----------------|------|-------|-----------|-------------|------|----------|------|----------|------|----------|-----|-----|-----|-------|----|----|-----|---------|-----|------|
| SEASON | TEAM | GP-GS | MIN/AVG | FG-FGA | FG% | 3FG-3FGA | 3FG% | FT-FTA | FT% | OFF | DEF | TOT | AVG | PF-FO | A | TO | BLK | STL | PTS | AVG |
| 2020-21 | Bama | 30-2 | 284/9.5 | 48-89 | .539 | 1-9 | .111 | 18-34 | .529 | 40 | 45 | 85 | 2.8 | 40-1 | 5 | 13 | 12 | 14 | 115 | 3.8 |
| 2021-22 | Bama | 29-16 | 450/15.5 | 73-142 | .514 | 9-41 | .220 | 33-54 | .611 | 49 | 50 | 99 | 3.4 | 61-1 | 9 | 18 | 16 | 17 | 188 | 6.5 |
| 2022-23 | Nebr | 17-17 | 502/29.6 | 64-147 | .435 | 15-57 | .263 | 18-29 | .621 | 35 | 75 | 110 | 6.5 | 32-0 | 14 | 15 | 9 | 24 | 161 | 9.5 |
| 2023-24 | Nebr | 15-9 | 370/24.7 | 68-131 | .519 | 15-45 | .333 | 24-36 | .667 | 40 | 47 | 87 | 5.8 | 29-0 | 18 | 9 | 14 | 18 | 175 | 11.7 |
| TOTAL FOR Nebr | | 32-26 | 873/27.3 | 132-278 | .475 | 30-102 | .294 | 42-65 | .646 | 75 | 122 | 197 | 6.2 | 61-0 | 32 | 24 | 23 | 42 | 336 | 10.5 |
| TOTAL | | 91-44 | 1606/17.7 | 253-509 | .497 | 40-152 | .263 | 93-153 | .608 | 164 | 217 | 381 | 4.2 | 162-2 | 46 | 55 | 51 | 73 | 639 | 7.0 |

2023-24 GAME BY GAME

| Opponent | | | | Total | | 3-Pointers | | Free throws | | Rebounds | | | | | | | | | | | |
|--------------------|------------|----|-------|--------|--------|------------|-------|-------------|-------|----------|-----|-----|-----|-----|----|----|-----|-----|-----|------|------|
| | Date | GS | MIN | FG-FGA | PCT | 3FG-3FGA | PCT | FT-FTA | PCT | OFF | DEF | TOT | AVG | PF | A | TO | BLK | STL | PTS | AVG | |
| Stony Brook | 11/15/2023 | | 23:18 | 8-11 | .727 | 2-4 | .500 | 1-4 | .250 | 2 | 5 | 7 | 7.0 | 0 | 0 | 0 | 0 | 0 | 19 | 19.0 | |
| vs Oregon St. | 11/18/2023 | | 20:58 | 5-10 | .500 | 1-4 | .250 | 1-2 | .500 | 4 | 6 | 10 | 8.5 | 3 | 2 | 2 | 0 | 1 | 12 | 15.5 | |
| Duquesne | 11/22/2023 | | 22:03 | 7-10 | .700 | 2-4 | .500 | 4-4 | 1.000 | 2 | 3 | 5 | 7.3 | 3 | 1 | 0 | 0 | 0 | 20 | 17.0 | |
| Cal St. Fullerton | 11/26/2023 | | 24:46 | 3-10 | .300 | 2-7 | .286 | 5-6 | .833 | 2 | 4 | 6 | 7.0 | 0 | 1 | 0 | 0 | 2 | 13 | 16.0 | |
| Creighton | 12/03/2023 | | 24:11 | 4-9 | .444 | 0-2 | .000 | 0-0 | .000 | 1 | 0 | 1 | 5.8 | 0 | 1 | 0 | 1 | 3 | 8 | 14.4 | |
| at Minnesota | 12/06/2023 | | 30:54 | 5-7 | .714 | 0-1 | .000 | 1-1 | 1.000 | 2 | 2 | 4 | 5.5 | 3 | 2 | 2 | 0 | 2 | 11 | 13.8 | |
| Michigan St. | 12/10/2023 | * | 35:59 | 8-11 | .727 | 2-4 | .500 | 2-3 | .667 | 0 | 3 | 3 | 5.1 | 2 | 1 | 1 | 2 | 3 | 20 | 14.7 | |
| at Kansas St. | 12/17/2023 | * | 30:39 | 6-16 | .375 | 1-2 | .500 | 0-0 | .000 | 11 | 7 | 18 | 6.8 | 3 | 1 | 3 | 1 | 0 | 13 | 14.5 | |
| North Dakota | 12/20/2023 | * | 34:01 | 4-8 | .500 | 3-5 | .600 | 1-2 | .500 | 4 | 8 | 12 | 7.3 | 1 | 2 | 0 | 0 | 2 | 12 | 14.2 | |
| South Carolina St. | 12/29/2023 | * | 15:42 | 1-3 | .333 | 0-2 | .000 | 3-4 | .750 | 2 | 1 | 3 | 6.9 | 0 | 4 | 0 | 4 | 1 | 5 | 13.3 | |
| Indiana | 01/03/2024 | * | 20:32 | 2-7 | .286 | 0-2 | .000 | 0-0 | .000 | 2 | 0 | 2 | 6.5 | 4 | 2 | 0 | 0 | 1 | 4 | 12.5 | |
| at Wisconsin | 01/06/2024 | * | 17:50 | 4-5 | .800 | 0-1 | .000 | 0-0 | .000 | 0 | 0 | 0 | 5.9 | 4 | 0 | 0 | 1 | 0 | 8 | 12.1 | |
| Purdue | 01/09/2024 | * | 33:13 | 4-8 | .500 | 1-1 | 1.000 | 3-6 | .500 | 3 | 2 | 5 | 5.8 | 2 | 1 | 1 | 1 | 2 | 12 | 12.1 | |
| at Iowa | 01/12/2024 | * | 13:41 | 3-8 | .375 | 0-3 | .000 | 3-4 | .750 | 2 | 3 | 5 | 5.8 | 4 | 0 | 0 | 1 | 0 | 9 | 11.9 | |
| at Rutgers | 01/17/2024 | * | 22:32 | 4-8 | .500 | 1-3 | .333 | 0-0 | .000 | 3 | 3 | 6 | 5.8 | 0 | 0 | 0 | 1 | 1 | 9 | 11.7 | |
| Totals | | | 9 | 370:20 | 68-131 | .519 | 15-45 | .333 | 24-36 | .667 | 40 | 47 | 87 | 5.8 | 29 | 18 | 9 | 14 | 18 | 175 | 11.7 |

Player Averages

| Games Played | Minutes/game | Points/game | FG Pct | 3FG Pct | FT Pct | Rebounds/game | Assists/game | Turnovers/game | Assist/Turnover ratio | Steals/game | Blocks/game |
|--------------|--------------|-------------|--------|---------|--------|---------------|--------------|----------------|-----------------------|-------------|-------------|
| 15 | 24.7 | 11.7 | 51.9 | 33.3 | 66.7 | 5.8 | 1.2 | 0.6 | 2.0 | 1.2 | 0.9 |

MISC. STATS

| Category | 2023-24 | Career* |
|-------------------|---------|---------|
| 10+ Points | 9 | 29 |
| 20+ Points | 2 | 2 |
| 30+ Points | 0 | 0 |
| 40+ Points | 0 | 0 |
| Double-Doubles | 3 | 6 |
| 10+ Rebounds | 3 | 8 |
| 10+ Assists | 0 | 0 |
| Led NU in Scoring | 2 | 5 |
| Led NU in Reb. | 2 | 6 |
| Led NU in Assists | 0 | 0 |

*Includes Alabama

SEASON/CAREER HIGHS

| | |
|---------------------|-------------------------------------|
| Points | |
| Season: | 20, Two times (last, 12/10/23) |
| College Career: | Same |
| Rebounds | |
| Season: | 18, at Kansas State (12/17/23) |
| College Career: | Same |
| Field Goals | |
| Season: | 8, Two times (last, 12/10/23) |
| College Career: | Same |
| 3-Point Field Goals | |
| Season: | 3, North Dakota (12/20/23) |
| College Career: | 3, Two times (last, 12/20/23) |
| Free Throws | |
| Season: | 5, Cal State Fullerton (11/26/23) |
| College Career: | 6 vs. Houston (12/11/21) |
| Free Throw Attempts | |
| Season: | 6, Cal State Fullerton (11/26/23) |
| College Career: | 9 vs. Houston (12/11/21) |
| Assists | |
| Season: | 4, South Carolina State (12/29/23) |
| College Career: | Same |
| Steals | |
| Season: | 3, Two times (last, 12/10/23) |
| College Career: | 4, at Kansas State (12/17/22) |
| Blocks | |
| Season: | 4,, South Carolina State (12/29/23) |
| College Career: | Same |
| Minutes Played | |
| Season: | 36, Michigan State (12/10/23) |
| College Career: | 37, Iowa (12/29/22) |



2023-24 HONORS

JARRON COLEMAN

SENIOR • GUARD • 6-5 • 213 • INDIANAPOLIS, IND. • BALL STATE

- Grad transfer from Ball State who comes off the bench to give the Husker backcourt size and leadership
- Has recorded multiple assists seven times in 2023-24, including a season-high six assists against South Carolina State
- Saw his first action since Dec. 6 against SCSU, finishing with eight points, including a pair of 3-pointers, and six assists in 19 minutes
- Totaled five points, six boards and four assists in the win over Lindenwood
- Was a second-team All-Mid-American Conference pick in 2022-23, topping Ball State in scoring (14.6 ppg), assists (3.8 apg) and steals (1.3 spg), as he finished eighth in the MAC in assists and 3-pointers per game
- Spent the 2021-22 season at Missouri, where he averaged 8.6 points, 3.4 rebounds and 2.8 assists per game, leading the Tigers in assists and 3-pointers (46) while totaling 14 double-figure efforts
- Was the MAC Freshman of the Year in 2019-20 at Ball State, leading all MAC Freshmen in scoring, assists and rebounding in conference action
- Played at Cathedral High School in Indianapolis, where he averaged 17.2 points, 6.3 rebounds and 4.1 assists per game to garner IBCA Senior All-State Supreme 15 honors
- Received his undergraduate degree from Ball State in July of 2023, becoming the first college graduate in his family, and is currently studying sports communications at Nebraska

MISC. STATS

| Category | 2023-24 | Career* |
|-------------------|---------|---------|
| 10+ Points | 0 | 51 |
| 20+ Points | 0 | 9 |
| 30+ Points | 0 | 0 |
| 40+ Points | 0 | 0 |
| Double-Doubles | 0 | 11 |
| 10+ Rebounds | 0 | 13 |
| 10+ Assists | 0 | 0 |
| Led NU in Scoring | 0 | 0 |
| Led NU in Reb. | 0 | 0 |
| Led NU in Assists | 3 | 3 |

*Includes Ball State/Missouri

SEASON/CAREER HIGHS

| | |
|----------------------------|-------------------------------------|
| Points | |
| Season: | 8, South Carolina State (12/29/23) |
| College Career: | 33, Toledo (3/11/21) |
| Rebounds | |
| Season: | 6, Lindenwood (11/6/23) |
| College Career: | 13, at Ole Miss (1/18/22) |
| Field Goals | |
| Season: | 3,, South Carolina State (12/29/23) |
| College Career: | 12, Toledo (3/11/21) |
| 3-Point Field Goals | |
| Season: | 2,, South Carolina State (12/29/23) |
| College Career: | 7, Two times (last, 1/24/23) |
| Free Throws | |
| Season: | 2, Two times (last, 11/15/23) |
| College Career: | 9, Kent State (2/21/23) |
| Free Throw Attempts | |
| Season: | 3, Florida A&M (11/9/23) |
| College Career: | 10, Kent State (2/21/23) |
| Assists | |
| Season: | 6, South Carolina State (12/29/23) |
| College Career: | 8, Four times (last, 2/21/23) |
| Steals | |
| Season: | 1, Three times (last, 12/29/23) |
| College Career: | 4, Two times (last, 1/17/23) |
| Blocks | |
| Season: | 1, Florida A&M (11/9/23) |
| College Career: | 2, Three times (last, 12/10/22) |
| Minutes Played | |
| Season: | 20, Two times (last, 12/29/23) |
| College Career: | 43, Eastern Michigan (2/3/23) |

CAREER STATS

| | | | | Field Goals | | 3-Point | | F-Throws | | Rebounds | | | | | | | | Scoring | | |
|----------------|------|--------|-----------|-------------|------|----------|------|----------|------|----------|-----|-----|-----|-------|-----|-----|-----|---------|------|------|
| SEASON | TEAM | GP-GS | MIN/AVG | FG-FGA | FG% | 3FG-3FGA | 3FG% | FT-FTA | FT% | OFF | DEF | TOT | AVG | PF-FO | A | TO | BLK | STL | PTS | AVG |
| 2019-20 | BSU | 31-25 | 791/25.5 | 109-239 | .456 | 26-80 | .325 | 44-67 | .657 | 25 | 123 | 148 | 4.8 | 56-1 | 91 | 83 | 8 | 27 | 288 | 9.3 |
| 2020-21 | BSU | 13-10 | 351/27.0 | 62-130 | .477 | 31-73 | .425 | 25-32 | .781 | 15 | 53 | 68 | 5.2 | 25-0 | 42 | 41 | 6 | 9 | 180 | 13.8 |
| 2021-22 | MIZ | 31-21 | 888/28.6 | 97-269 | .361 | 46-152 | .303 | 27-42 | .643 | 15 | 90 | 105 | 3.4 | 64-2 | 86 | 85 | 7 | 28 | 267 | 8.6 |
| 2022-23 | BSU | 30-30 | 1026/34.2 | 143-380 | .376 | 68-193 | .352 | 76-98 | .776 | 17 | 129 | 146 | 4.9 | 76-1 | 115 | 75 | 10 | 40 | 430 | 14.3 |
| 2023-24 | Nebr | 10-0 | 138/13.8 | 8-34 | .235 | 4-21 | .190 | 7-11 | .636 | 1 | 19 | 20 | 2.0 | 11-0 | 26 | 17 | 1 | 3 | 27 | 2.7 |
| TOTAL FOR Nebr | | 10-0 | 138/13.8 | 8-34 | .235 | 4-21 | .190 | 7-11 | .636 | 1 | 19 | 20 | 2.0 | 11-0 | 26 | 17 | 1 | 3 | 27 | 2.7 |
| TOTAL | | 115-86 | 3193/27.8 | 419-1052 | .398 | 175-519 | .337 | 179-250 | .716 | 73 | 414 | 487 | 4.2 | 232-4 | 360 | 301 | 32 | 107 | 1192 | 10.4 |

2023-24 GAME BY GAME

| Opponent | Date | GS | MIN | Total | | 3-Pointers | | Free throws | | Rebounds | | | | PF | A | TO | BLK | STL | PTS | AVG |
|--------------------|------------|----|--------|--------|------|------------|------|-------------|-------|----------|-----|-----|-----|----|----|----|-----|-----|-----|-----|
| | | | | FG-FGA | PCT | 3FG-3FGA | PCT | FT-FTA | PCT | OFF | DEF | TOT | AVG | | | | | | | |
| Lindenwood | 11/06/2023 | | 19:47 | 1-3 | .333 | 1-2 | .500 | 2-2 | 1.000 | 0 | 6 | 6 | 6.0 | 1 | 4 | 2 | 0 | 1 | 5 | 5.0 |
| Florida A&M | 11/09/2023 | | 17:54 | 1-3 | .333 | 1-3 | .333 | 1-3 | .333 | 0 | 3 | 3 | 4.5 | 0 | 3 | 3 | 1 | 0 | 4 | 4.5 |
| Rider | 11/13/2023 | | 18:46 | 1-5 | .200 | 0-3 | .000 | 1-2 | .500 | 0 | 3 | 3 | 4.0 | 1 | 2 | 0 | 0 | 0 | 3 | 4.0 |
| Stony Brook | 11/15/2023 | | 10:47 | 1-2 | .500 | 0-1 | .000 | 2-2 | 1.000 | 0 | 1 | 1 | 3.3 | 1 | 2 | 2 | 0 | 0 | 4 | 4.0 |
| vs Oregon St. | 11/18/2023 | | 14:50 | 0-2 | .000 | 0-2 | .000 | 1-2 | .500 | 0 | 2 | 2 | 3.0 | 1 | 3 | 0 | 0 | 1 | 1 | 3.4 |
| Duquesne | 11/22/2023 | | 13:38 | 1-5 | .200 | 0-1 | .000 | 0-0 | .000 | 1 | 1 | 2 | 2.8 | 1 | 4 | 0 | 0 | 0 | 2 | 3.2 |
| Cal St. Fullerton | 11/26/2023 | | 08:31 | 0-2 | .000 | 0-1 | .000 | 0-0 | .000 | 0 | 2 | 2 | 2.7 | 1 | 2 | 4 | 0 | 0 | 0 | 2.7 |
| Creighton | 12/03/2023 | | 10:36 | 0-4 | .000 | 0-2 | .000 | 0-0 | .000 | 0 | 1 | 1 | 2.5 | 2 | 0 | 0 | 0 | 0 | 0 | 2.4 |
| at Minnesota | 12/06/2023 | | 03:25 | 0-1 | .000 | 0-1 | .000 | 0-0 | .000 | 0 | 0 | 0 | 2.2 | 2 | 0 | 0 | 0 | 0 | 0 | 2.1 |
| South Carolina St. | 12/29/2023 | | 19:30 | 3-7 | .429 | 2-5 | .400 | 0-0 | .000 | 0 | 0 | 0 | 2.0 | 1 | 6 | 6 | 0 | 1 | 8 | 2.7 |
| Totals | | 0 | 137:44 | 8-34 | .235 | 4-21 | .190 | 7-11 | .636 | 1 | 19 | 20 | 2.0 | 11 | 26 | 17 | 1 | 3 | 27 | 2.7 |

Player Averages

| Games Played | Minutes/game | Points/game | FG Pct | 3FG Pct | FT Pct | Rebounds/game | Assists/game | Turnovers/game | Assist/Turnover ratio | Steals/game | Blocks/game |
|--------------|--------------|-------------|--------|---------|--------|---------------|--------------|----------------|-----------------------|-------------|-------------|
| 10 | 13.8 | 2.7 | 23.5 | 19.0 | 63.6 | 2.0 | 2.6 | 1.7 | 1.5 | 0.3 | 0.1 |



2023-24 HONORS

JAMARQUES LAWRENCE

SOPHOMORE • GUARD • 6-3 • 182 • PLAINFIELD, N.J. • ROSELLE CATHOLIC

- Is the Huskers starting point guard after playing more of an off the ball role in 2022-23
- A solid defender and shooter who excels the pushing the tempo and continues to make strides
- Totaled seven points, six rebounds and five assists in the loss at Rutgers
- Finished with 12 points, three assists and a career-high four steals in the win over Indiana
- Had eight points in just 12 minutes against South Carolina State
- Finished with 14 points and three assists in the win over North Dakota, including eight points in an 11-2 stretch after UND got within one point
- Tallied a career-high 16 points and seven rebounds in the loss at Minnesota
- Had 11 points and a career-high six assists in the win over Cal State Fullerton on Nov. 26.
- Played in 28 games, including 12 starts, as a true freshman, averaging 5.7 points per game while shooting 37 percent from 3-point range.
- Started NU's final 12 games of 2022-23, averaging 9.0 points, 3.5 rebounds and 1.9 assists per game and totaling seven double-figure efforts.
- Matched his season high with 15 points, including five 3-pointers, and dished out four assists in a win at Iowa
- Scored a career high 15 points on 7-of-10 shooting and added four rebounds and three assists vs. Michigan State
- Starred at Roselle (N.J.) Catholic, helping the school to a 29-3 record, a state title and a top-10 national finish in 2021-22
- Earned first-team all-state honors as a senior, averaging 15.9 points, 5.0 rebounds and 3.5 assists per game
- Attended the same high school as C.J. Wilcher, although their tenures at the school did not overlap
- Totaled 1,447 points, including over 200 3-pointers, as well as 280 rebounds and 250 assists during his high school career
- Chose Nebraska over a host of schools including Wake Forest, DePaul, Virginia Tech, Cal and Wichita State

CAREER STATS

| | | | | Field Goals | | 3-Point | | F-Throws | | Rebounds | | | | | | | | Scoring | | |
|---------|------|-------|----------|-------------|------|----------|------|----------|------|----------|-----|-----|-----|-------|----|----|-----|---------|-----|-----|
| SEASON | TEAM | GP-GS | MIN/AVG | FG-FGA | FG% | 3FG-3FGA | 3FG% | FT-FTA | FT% | OFF | DEF | TOT | AVG | PF-FO | A | TO | BLK | STL | PTS | AVG |
| 2022-23 | Nebr | 28-12 | 506/18.1 | 50-123 | .407 | 28-75 | .373 | 12-31 | .387 | 8 | 53 | 61 | 2.2 | 41-0 | 28 | 30 | 4 | 11 | 140 | 5.0 |
| 2023-24 | Nebr | 18-18 | 437/24.3 | 35-105 | .333 | 14-57 | .246 | 21-28 | .750 | 7 | 59 | 66 | 3.7 | 39-0 | 46 | 37 | 0 | 13 | 105 | 5.8 |
| TOTAL | | 46-30 | 943/20.5 | 85-228 | .373 | 42-132 | .318 | 33-59 | .559 | 15 | 112 | 127 | 2.8 | 80-0 | 74 | 67 | 4 | 24 | 245 | 5.3 |

MISC. STATS

| Category | 2023-24 | Career |
|-------------------|---------|--------|
| 10+ Points | 3 | 10 |
| 20+ Points | 0 | 0 |
| 30+ Points | 0 | 0 |
| 40+ Points | 0 | 0 |
| Double-Doubles | 0 | 0 |
| 10+ Rebounds | 0 | 0 |
| 10+ Assists | 0 | 0 |
| Led NU in Scoring | 0 | 0 |
| Led NU in Reb. | 1 | 2 |
| Led NU in Assists | 6 | 6 |

SEASON/CAREER HIGHS

| | |
|---------------------|-----------------------------------|
| Points | |
| Season: | 16, at Minnesota (12/6/23) |
| College Career: | same |
| Rebounds | |
| Season: | 7, at Minnesota (12/6/23) |
| College Career: | 9, Penn State (2/5/23) |
| Field Goals | |
| Season: | 5, at Minnesota (12/6/23) |
| College Career: | 7, vs. Michigan State (2/28/23) |
| 3-Point Field Goals | |
| Season: | 3, at Minnesota (12/6/23) |
| College Career: | 5, at Iowa (3/5/23) |
| Free Throws | |
| Season: | 4, North Dakota (12/20/23) |
| College Career: | same |
| Free Throw Attempts | |
| Season: | 6, North Dakota (12/20/23) |
| College Career: | 6, Rwo times (last, 12/20/23) |
| Assists | |
| Season: | 6, Cal State Fullerton (11/26/23) |
| College Career: | Same |
| Steals | |
| Season: | 3, Florida A&M (11/9/23) |
| College Career: | Same |
| Blocks | |
| Season: | None |
| College Career: | 1, Four times (last, 2/14/23) |
| Minutes Played | |
| Season: | 34, at Rutgers (1/17/24) |
| College Career: | 35, vs. Wisconsin (2/11/23) |

2023-24 GAME BY GAME

| Opponent | Date | GS | MIN | Total | | 3-Pointers | | Free throws | | Rebounds | | | | PF | A | TO | BLK | STL | PTS | AVG | |
|--------------------|------------|----|-------|--------|--------|------------|-------|-------------|-------|----------|-----|-----|-----|-----|----|----|-----|-----|-----|-----|-----|
| | | | | FG-FGA | PCT | 3FG-3FGA | PCT | FT-FTA | PCT | OFF | DEF | TOT | AVG | | | | | | | | |
| Lindenwood | 11/06/2023 | * | 18:22 | 2-8 | .250 | 2-6 | .333 | 1-2 | .500 | 2 | 4 | 6 | 6.0 | 3 | 1 | 2 | 0 | 0 | 7 | 7.0 | |
| Florida A&M | 11/09/2023 | * | 24:40 | 2-6 | .333 | 0-3 | .000 | 1-2 | .500 | 0 | 5 | 5 | 5.5 | 1 | 4 | 4 | 0 | 3 | 5 | 6.0 | |
| Rider | 11/13/2023 | * | 24:48 | 0-5 | .000 | 0-2 | .000 | 0-0 | .000 | 0 | 3 | 3 | 4.7 | 2 | 2 | 1 | 0 | 2 | 0 | 4.0 | |
| Stony Brook | 11/15/2023 | * | 27:26 | 4-8 | .500 | 0-2 | .000 | 0-0 | .000 | 1 | 4 | 5 | 4.8 | 3 | 4 | 3 | 0 | 0 | 8 | 5.0 | |
| vs Oregon St. | 11/18/2023 | * | 22:45 | 1-3 | .333 | 0-0 | .000 | 1-1 | 1.000 | 0 | 5 | 5 | 4.8 | 2 | 3 | 0 | 0 | 0 | 3 | 4.6 | |
| Duquesne | 11/22/2023 | * | 26:22 | 2-4 | .500 | 2-4 | .500 | 0-0 | .000 | 0 | 2 | 2 | 4.3 | 1 | 3 | 0 | 0 | 0 | 6 | 4.8 | |
| Cal St. Fullerton | 11/26/2023 | * | 27:25 | 4-10 | .400 | 1-5 | .200 | 2-2 | 1.000 | 1 | 1 | 2 | 4.0 | 1 | 6 | 0 | 0 | 1 | 11 | 5.7 | |
| Creighton | 12/03/2023 | * | 29:09 | 0-3 | .000 | 0-3 | .000 | 1-2 | .500 | 0 | 4 | 4 | 4.0 | 2 | 2 | 2 | 0 | 0 | 1 | 5.1 | |
| at Minnesota | 12/06/2023 | * | 32:56 | 5-9 | .556 | 3-5 | .600 | 3-4 | .750 | 1 | 6 | 7 | 4.3 | 3 | 1 | 7 | 0 | 1 | 16 | 6.3 | |
| Michigan St. | 12/10/2023 | * | 25:54 | 1-5 | .200 | 0-1 | .000 | 0-0 | .000 | 0 | 3 | 3 | 4.2 | 2 | 4 | 2 | 0 | 0 | 2 | 5.9 | |
| at Kansas St. | 12/17/2023 | * | 24:23 | 1-6 | .167 | 0-3 | .000 | 0-0 | .000 | 1 | 3 | 4 | 4.2 | 2 | 2 | 4 | 0 | 0 | 2 | 5.5 | |
| North Dakota | 12/20/2023 | * | 31:19 | 4-10 | .400 | 2-6 | .333 | 4-6 | .667 | 1 | 0 | 1 | 3.9 | 0 | 3 | 1 | 0 | 1 | 14 | 6.3 | |
| South Carolina St. | 12/29/2023 | * | 12:51 | 2-5 | .400 | 1-2 | .500 | 3-4 | .750 | 0 | 3 | 3 | 3.8 | 3 | 1 | 4 | 0 | 0 | 8 | 6.4 | |
| Indiana | 01/03/2024 | * | 30:36 | 4-8 | .500 | 2-6 | .333 | 2-2 | 1.000 | 0 | 3 | 3 | 3.8 | 3 | 3 | 1 | 0 | 4 | 12 | 6.8 | |
| at Wisconsin | 01/06/2024 | * | 16:35 | 1-3 | .333 | 1-2 | .500 | 0-0 | .000 | 0 | 2 | 2 | 3.7 | 3 | 0 | 3 | 0 | 1 | 3 | 6.5 | |
| Purdue | 01/09/2024 | * | 18:24 | 0-2 | .000 | 0-0 | .000 | 0-0 | .000 | 0 | 4 | 4 | 3.7 | 3 | 1 | 1 | 0 | 0 | 0 | 6.1 | |
| at Iowa | 01/12/2024 | * | 09:31 | 0-2 | .000 | 0-2 | .000 | 0-0 | .000 | 0 | 1 | 1 | 3.5 | 2 | 1 | 0 | 0 | 0 | 0 | 5.8 | |
| at Rutgers | 01/17/2024 | * | 34:03 | 2-8 | .250 | 0-5 | .000 | 3-3 | 1.000 | 0 | 6 | 6 | 3.7 | 3 | 5 | 2 | 0 | 0 | 7 | 5.8 | |
| Totals | | | 18 | 437:28 | 35-105 | .333 | 14-57 | .246 | 21-28 | .750 | 7 | 59 | 66 | 3.7 | 39 | 46 | 37 | 0 | 13 | 105 | 5.8 |

Player Averages

| Games Played | Minutes/game | Points/game | FG Pct | 3FG Pct | FT Pct | Rebounds/game | Assists/game | Turnovers/game | Assist/Turnover ratio | Steals/game | Blocks/game |
|--------------|--------------|-------------|--------|---------|--------|---------------|--------------|----------------|-----------------------|-------------|-------------|
| 18 | 24.3 | 5.8 | 33.3 | 24.6 | 75.0 | 3.7 | 2.6 | 2.1 | 1.2 | 0.7 | 0.0 |



2023-24 HONORS

- Preseason All-Big Ten
- Japan Senior National Team
- FIBA World Cup Player of the Game vs. Cape Verde

MISC. STATS

| Category | 2023-24 | Career |
|-------------------|---------|--------|
| 10+ Points | 11 | 40 |
| 20+ Points | 3 | 13 |
| 30+ Points | 0 | 1 |
| 40+ Points | 0 | 0 |
| Double-Doubles | 0 | 0 |
| 10+ Rebounds | 0 | 0 |
| 10+ Assists | 0 | 0 |
| Led NU in Scoring | 5 | 18 |
| Led NU in Reb. | 0 | 0 |
| Led NU in Assists | 1 | 1 |

SEASON/CAREER HIGHS

| | |
|----------------------------|------------------------------------|
| Points | |
| Season: | 28, Indiana (1/3/24) |
| College Career: | 30, Penn State (2/5/23) |
| Rebounds | |
| Season: | 5, South Carolina State (12/29/23) |
| College Career: | Same |
| Field Goals | |
| Season: | 9, Indiana (1/3/24) |
| College Career: | 12, Penn State (2/5/23) |
| 3-Point Field Goals | |
| Season: | 5, Purdue (1/9/24) |
| College Career: | 5, Five Times (last, 2/9/24) |
| Free Throws | |
| Season: | 9, Duquesne (11/22/23) |
| College Career: | Same |
| Free Throw Attempts | |
| Season: | 10, Duquesne (11/22/23) |
| College Career: | Same |
| Assists | |
| Season: | 4, Two times (last, 1/9/24) |
| College Career: | Same |
| Steals | |
| Season: | 5, at Kansas State (12/17/23) |
| College Career: | Same |
| Blocks | |
| Season: | None |
| College Career: | 1, Three times (last, 2/14/23) |
| Minutes Played | |
| Season: | 33, Two times (last, 1/17/24) |
| College Career: | 43, Two times (2/18/23) |

KEISEI TOMINAGA

SENIOR • GUARD • 6-2 • 179 • MORIYAMA NAGOYA AICHI, JAPAN • RANGER COLLEGE

- Senior guard who is a preseason All-Big Ten selection and one of the best shooters in college basketball
- Totaled 16 points, including four 3-pointers, at Rutgers
- Matched his career high with five 3-pointers on his way to a 19-point, four-assist performance in the win over No. 1 Purdue
- Topped NU with 17 points on 7-of-10 shooting at No. 21 Wisconsin
- Led NU with a season-high 28 points on 9-of-15 shooting against Indiana
- Totaled 14 points, including seven in a key 13-1 second-half run, against North Dakota
- Set career bests in both assists (four) and steals (five) in the win over Kansas State
- Led NU with 20 points and grabbed three rebounds in the loss to No. 15 Creighton
- Finished with 17 points without missing a shot (5-5 FG, 3-3 3pt, 4-4 FT) and tied a career-high with four rebounds vs. Cal State Fullerton
- Led NU with 23 points in the win over Duquesne, going 9-of-10 from the line
- Missed NU's first two games with an ankle injury suffered in the first half of NU's exhibition game against Doane
- Played for Japanese National Team over the summer, helping his nation qualify for the 2024 Olympics
- Averaged 11.4 points per game, including 38 percent from 3-point range, as Japan went 3-2 in its most successful World Cup appearance
- Earned honorable-mention All-Big Ten honors, averaging 13.1 points on 50 percent shooting, including 40 percent 3-point shooting.
- One of six players in Division I to average double figures on 50% shooting from the field, 40% from 3-point range and 85% from the line
- Moved into the starting lineup in late January and averaged 17.4 ppg over Nebraska's final 14 games
- Totaled nine 20-point games in 2022-23, highlighted by a career-high 30-point effort against Penn State on Feb. 5, 2023
- Represented Japan in 3x3 Basketball in the 2020 Tokyo Olympics
- Spent two seasons at Ranger (Texas) College, earning second-team NJCAA All-America honors in 2020-21, averaging 16.3 points per game on 51 percent shooting, ranking ninth in 3-pointers per game (3.4/gm) and 19th in 3-point percentage (48.7)
- His father (Hiroyuki) was a center on the Japan national team and played in the 1998 FIBA World Championship (precursor to FIBA World Cup)

CAREER STATS

| | | | | Field Goals | | 3-Point | | F-Throws | | Rebounds | | | | | | | | | Scoring | |
|---------|------|-------|-----------|-------------|------|----------|------|----------|------|----------|-----|-----|-----|-------|----|----|-----|-----|---------|------|
| SEASON | TEAM | GP-GS | MIN/AVG | FG-FGA | FG% | 3FG-3FGA | 3FG% | FT-FTA | FT% | OFF | DEF | TOT | AVG | PF-FO | A | TO | BLK | STL | PTS | AVG |
| 2021-22 | Nebr | 30-11 | 493/16.4 | 59-158 | .373 | 36-109 | .330 | 16-19 | .842 | 8 | 37 | 45 | 1.5 | 20-0 | 18 | 10 | 1 | 23 | 170 | 5.7 |
| 2022-23 | Nebr | 32-14 | 803/25.1 | 154-306 | .503 | 66-165 | .400 | 46-53 | .868 | 10 | 41 | 51 | 1.6 | 31-0 | 22 | 27 | 2 | 18 | 420 | 13.1 |
| 2023-24 | Nebr | 16-16 | 418/26.1 | 78-168 | .464 | 38-101 | .376 | 39-45 | .867 | 3 | 25 | 28 | 1.8 | 18-0 | 19 | 14 | 0 | 17 | 233 | 14.6 |
| TOTAL | | 78-41 | 1715/22.0 | 291-632 | .460 | 140-375 | .373 | 101-117 | .863 | 21 | 103 | 124 | 1.6 | 69-0 | 59 | 51 | 3 | 58 | 823 | 10.6 |

2023-24 GAME BY GAME

| Opponent | Date | GS | MIN | Total | | 3-Pointers | | Free throws | | Rebounds | | | PF | A | TO | BLK | STL | PTS | AVG | | |
|--------------------|------------|----|-------|--------|--------|------------|--------|-------------|-------|----------|-----|-----|-----|-----|----|-----|-----|-----|------|------|------|
| | | | | FG-FGA | PCT | 3FG-3FGA | PCT | FT-FTA | PCT | OFF | DEF | TOT | | | | | | | | AVG | |
| Rider | 11/13/2023 | * | 22:07 | 3-13 | .231 | 3-11 | .273 | 0-0 | .000 | 0 | 1 | 1 | 1.0 | 0 | 1 | 0 | 0 | 9 | 9.0 | | |
| Stony Brook | 11/15/2023 | * | 25:48 | 7-11 | .636 | 2-6 | .333 | 0-3 | .000 | 0 | 3 | 3 | 2.0 | 0 | 2 | 2 | 0 | 2 | 16 | 12.5 | |
| vs Oregon St. | 11/18/2023 | * | 25:09 | 3-6 | .500 | 2-3 | .667 | 0-0 | .000 | 0 | 2 | 2 | 2.0 | 2 | 2 | 0 | 2 | 8 | 11.0 | | |
| Duquesne | 11/22/2023 | * | 23:15 | 6-12 | .500 | 2-7 | .286 | 9-10 | .900 | 0 | 2 | 2 | 2.0 | 1 | 0 | 0 | 0 | 23 | 14.0 | | |
| Cal St. Fullerton | 11/26/2023 | * | 25:22 | 5-5 | 1.000 | 3-3 | 1.000 | 4-4 | 1.000 | 1 | 3 | 4 | 2.4 | 0 | 0 | 1 | 0 | 0 | 17 | 14.6 | |
| Creighton | 12/03/2023 | * | 24:48 | 8-16 | .500 | 1-4 | .250 | 3-4 | .750 | 0 | 3 | 3 | 2.5 | 1 | 0 | 1 | 0 | 1 | 20 | 15.5 | |
| at Minnesota | 12/06/2023 | * | 24:04 | 0-5 | .000 | 0-4 | .000 | 4-4 | 1.000 | 0 | 0 | 0 | 2.1 | 2 | 0 | 1 | 0 | 4 | 13.9 | | |
| Michigan St. | 12/10/2023 | * | 29:48 | 5-12 | .417 | 3-7 | .429 | 2-2 | 1.000 | 0 | 0 | 0 | 1.9 | 1 | 1 | 0 | 0 | 1 | 15 | 14.0 | |
| at Kansas St. | 12/17/2023 | * | 26:30 | 3-11 | .273 | 3-9 | .333 | 0-0 | .000 | 1 | 2 | 3 | 2.0 | 2 | 4 | 0 | 5 | 9 | 13.4 | | |
| North Dakota | 12/20/2023 | * | 20:33 | 4-11 | .364 | 1-6 | .167 | 5-5 | 1.000 | 0 | 2 | 2 | 2.0 | 1 | 0 | 0 | 0 | 14 | 13.5 | | |
| South Carolina St. | 12/29/2023 | * | 16:26 | 2-5 | .400 | 1-3 | .333 | 0-0 | .000 | 1 | 4 | 5 | 2.3 | 1 | 1 | 0 | 0 | 3 | 5 | 12.7 | |
| Indiana | 01/03/2024 | * | 26:46 | 9-15 | .600 | 4-10 | .400 | 6-7 | .857 | 0 | 1 | 1 | 2.2 | 1 | 1 | 0 | 0 | 0 | 28 | 14.0 | |
| at Wisconsin | 01/06/2024 | * | 31:51 | 7-10 | .700 | 3-6 | .500 | 0-0 | .000 | 0 | 0 | 0 | 2.0 | 1 | 2 | 2 | 0 | 0 | 17 | 14.2 | |
| Purdue | 01/09/2024 | * | 32:12 | 5-12 | .417 | 5-9 | .556 | 4-4 | 1.000 | 0 | 1 | 1 | 1.9 | 1 | 4 | 2 | 0 | 1 | 19 | 14.6 | |
| at Iowa | 01/12/2024 | * | 30:55 | 6-10 | .600 | 1-5 | .200 | 0-0 | .000 | 0 | 0 | 0 | 1.8 | 2 | 1 | 3 | 0 | 0 | 13 | 14.5 | |
| at Rutgers | 01/17/2024 | * | 32:45 | 5-14 | .357 | 4-8 | .500 | 2-2 | 1.000 | 0 | 1 | 1 | 1.8 | 2 | 0 | 0 | 0 | 2 | 16 | 14.6 | |
| Totals | | | 16 | 418:20 | 78-168 | .464 | 38-101 | .376 | 39-45 | .867 | 3 | 25 | 28 | 1.8 | 18 | 19 | 14 | 0 | 17 | 233 | 14.6 |

Player Averages

| Games Played | Minutes/game | Points/game | FG Pct | 3FG Pct | FT Pct | Rebounds/game | Assists/game | Turnovers/game | Assist/Turnover ratio | Steals/game | Blocks/game |
|--------------|--------------|-------------|--------|---------|--------|---------------|--------------|----------------|-----------------------|-------------|-------------|
| 16 | 26.1 | 14.6 | 46.4 | 37.6 | 86.7 | 1.8 | 1.2 | 0.9 | 1.4 | 1.1 | 0.0 |



2023-24 HONORS

- Netherlands Senior National Team

RIENK MAST

JUNIOR • FORWARD • 6-10 • 248 • GRONINGEN, NETHERLANDS • BRADLEY

- Experienced player who is comfortable on the block or stepping out to 3-point range and plays a significant role as a playmaker
- Grad transfer has become one of the team's leaders as a newcomer to the program
- Has been in double figures 11 times and is among the Big Ten leaders in rebounding and assists
- Finished with 14 and five rebounds at Iowa
- Shined vs. No. 1 Purdue with 18 points - including 14 in the first half - four rebounds and three assists while holding Zach Edey to 15 points
- Finished with 16 points, six rebounds and a pair of assists at No. 21 Wisconsin
- Missed the North Dakota and South Carolina State games following a procedure on his knee on Dec. 18
- Recorded his fourth double-double of the season with 19 points and 12 board at Kansas State
- Grabbed 14 rebounds, dished out a career-high six assists and had eight points in the win over Michigan State
- Totaled 19 points on 8-of-12 shooting and nine rebounds against Cal State Fullerton
- Recorded his third double-double of the year against Oregon State with 15 points and 13 rebounds, as he also had double-doubles vs. Rider (12 points/13 rebounds) and Florida A&M (20 points/16 rebounds)
- Became the first Husker since Aleks Maric in 2008 to have a game with at least 20 points and 15 rebounds when he finished with 20 points and 16 rebounds against Florida A&M
- Spent the summer playing for the Netherlands National Team as they tried to qualify for the 2024 Olympics. He averaged 6.0 points, 6.0 rebounds and 1.3 assists in the 2023 FIBA Olympic Pre-Qualifying Tournament and was second on the team in rebounds per game
- Played three seasons at Bradley, totaling 1,001 points and 657 rebounds after missing the 2019-20 season because of injury
- Earned first-team All-Missouri Valley Conference honors in 2022-23, leading Bradley in scoring (13.8 ppg) and rebounding (8.0 rpg) while shooting 51 percent from the floor and 35 percent from 3-point range.
- Totaled nine double-doubles in 2022-23, including 14 points and 12 rebounds in Bradley's NIT loss to Wisconsin
- Was a second-team All-MVP pick in 2021-22, leading the conference with 8.4 rebounds per game while scoring 11.6 ppg
- Graduated from Bradley with a degree in physics in May of 2023 and is working on a master's degree in applied science

CAREER STATS

| | | Field Goals | | | | 3-Point | | F-Throws | | Rebounds | | | | | | | | | | | | Scoring | |
|----------------|------|-------------|-----------|---------|------|----------|------|----------|------|----------|-----|-----|-----|-------|-----|-----|-----|-----|--|------|------|---------|--|
| SEASON | TEAM | GP-GS | MIN/AVG | FG-FGA | FG% | 3FG-3FGA | 3FG% | FT-FTA | FT% | OFF | DEF | TOT | AVG | PF-FO | A | TO | BLK | STL | | PTS | AVG | | |
| 2020-21 | BRAD | 28-19 | 657/23.4 | 93-192 | .484 | 33-92 | .359 | 21-29 | .724 | 46 | 118 | 164 | 5.9 | 43-0 | 37 | 33 | 13 | 8 | | 240 | 8.6 | | |
| 2021-22 | BRAD | 31-31 | 852/27.5 | 138-290 | .476 | 27-95 | .284 | 57-82 | .695 | 81 | 180 | 261 | 8.4 | 54-0 | 44 | 49 | 29 | 17 | | 360 | 11.6 | | |
| 2022-23 | BRAD | 29-29 | 834/28.8 | 162-313 | .518 | 24-68 | .353 | 53-72 | .736 | 64 | 168 | 232 | 8.0 | 62-0 | 70 | 52 | 15 | 18 | | 401 | 13.8 | | |
| 2023-24 | Nebr | 16-16 | 481/30.0 | 77-175 | .440 | 17-56 | .304 | 33-41 | .805 | 39 | 96 | 135 | 8.4 | 31-1 | 45 | 24 | 4 | 7 | | 204 | 12.8 | | |
| TOTAL FOR Nebr | | 16-16 | 481/30.0 | 77-175 | .440 | 17-56 | .304 | 33-41 | .805 | 39 | 96 | 135 | 8.4 | 31-1 | 45 | 24 | 4 | 7 | | 204 | 12.8 | | |
| TOTAL | | 104-95 | 2824/27.2 | 470-970 | .485 | 101-311 | .325 | 164-224 | .732 | 230 | 562 | 792 | 7.6 | 190-1 | 196 | 158 | 61 | 50 | | 1205 | 11.6 | | |

MISC. STATS

| Category | 2023-24 | Career* |
|-------------------|---------|---------|
| 10+ Points | 11 | 67 |
| 20+ Points | 1 | 9 |
| 30+ Points | 0 | 1 |
| 40+ Points | 0 | 0 |
| Double-Doubles | 4 | 24 |
| 10+ Rebounds | 5 | 28 |
| 10+ Assists | 0 | 0 |
| Led NU in Scoring | 4 | 4 |
| Led NU in Reb. | 8 | 8 |
| Led NU in Assists | 2 | 2 |

*Includes Bradley

SEASON/CAREER HIGHS

| | |
|---------------------|---------------------------------|
| Points | |
| Season: | 20, Florida A&M (11/9/23) |
| College Career: | 30, vs. Northern Iowa (3/3/23) |
| Rebounds | |
| Season: | 16, Florida A&M (11/9/23) |
| College Career: | 17, UIC (12/31/22) |
| Field Goals | |
| Season: | 8, Two times (last, 12/17/23) |
| College Career: | 12, vs. Northern Iowa (3/3/23) |
| 3-Point Field Goals | |
| Season: | 3, Two times (last, 12/17/23) |
| College Career: | 4, Southern Illinois (3/4/21) |
| Free Throws | |
| Season: | 6, Two times (last, 11/22/23) |
| College Career: | 7, Two times (last, 12/17/22) |
| Free Throw Attempts | |
| Season: | 6, Three times (last, 11/22/23) |
| College Career: | 9, Two times (last, 12/17/22) |
| Assists | |
| Season: | 6, Michigan State (12/10/23) |
| College Career: | Same |
| Steals | |
| Season: | 1, at Rutgers 1/17/24 |
| College Career: | 3, Two times (last, 12/22/22) |
| Blocks | |
| Season: | 1, Three times (last, 1/6/24) |
| College Career: | 3, Two times (last, 3/3/23) |
| Minutes Played | |
| Season: | 36, Two times (last, 1/17/23) |
| College Career: | 38, Two times (last, 1/8/22) |

2023-24 GAME BY GAME

| Opponent | Date | GS | MIN | Total | | 3-Pointers | | Free throws | | Rebounds | | | | | | | | | | | |
|-------------------|------------|----|-------|--------|--------|------------|-------|-------------|-------|----------|-----|-----|------|-----|----|----|-----|-----|-----|------|------|
| | | | | FG | PCT | 3FG | PCT | FT | PCT | OFF | DEF | TOT | AVG | PF | A | TO | BLK | STL | PTS | AVG | |
| Lindenwood | 11/06/2023 | * | 25:18 | 5-7 | .714 | 1-3 | .333 | 2-3 | .667 | 1 | 5 | 6 | 6.0 | 1 | 3 | 2 | 0 | 0 | 13 | 13.0 | |
| Florida A&M | 11/09/2023 | * | 27:21 | 6-14 | .429 | 2-5 | .400 | 6-6 | 1.000 | 5 | 11 | 16 | 11.0 | 2 | 2 | 2 | 0 | 0 | 20 | 16.5 | |
| Rider | 11/13/2023 | * | 27:48 | 4-12 | .333 | 0-4 | .000 | 4-5 | .800 | 2 | 11 | 13 | 11.7 | 0 | 2 | 1 | 0 | 0 | 12 | 15.0 | |
| Stony Brook | 11/15/2023 | * | 27:33 | 5-8 | .625 | 2-4 | .500 | 2-2 | 1.000 | 1 | 7 | 8 | 10.8 | 2 | 5 | 2 | 0 | 0 | 14 | 14.8 | |
| vs Oregon St. | 11/18/2023 | * | 28:53 | 5-12 | .417 | 0-2 | .000 | 5-6 | .833 | 6 | 7 | 13 | 11.2 | 2 | 2 | 0 | 0 | 0 | 15 | 14.8 | |
| Duquesne | 11/22/2023 | * | 30:39 | 2-6 | .333 | 0-2 | .000 | 6-6 | 1.000 | 2 | 4 | 6 | 10.3 | 3 | 3 | 2 | 1 | 0 | 10 | 14.0 | |
| Cal St. Fullerton | 11/26/2023 | * | 28:54 | 8-12 | .667 | 3-3 | 1.000 | 0-0 | .000 | 4 | 5 | 9 | 10.1 | 0 | 3 | 2 | 0 | 0 | 19 | 14.7 | |
| Creighton | 12/03/2023 | * | 25:14 | 3-11 | .273 | 1-5 | .200 | 2-2 | 1.000 | 3 | 4 | 7 | 9.8 | 3 | 1 | 0 | 0 | 0 | 9 | 14.0 | |
| at Minnesota | 12/06/2023 | * | 30:05 | 2-7 | .286 | 0-2 | .000 | 0-0 | .000 | 2 | 3 | 5 | 9.2 | 3 | 3 | 1 | 0 | 1 | 4 | 12.9 | |
| Michigan St. | 12/10/2023 | * | 34:25 | 4-9 | .444 | 0-2 | .000 | 0-0 | .000 | 3 | 11 | 14 | 9.7 | 3 | 6 | 3 | 1 | 0 | 8 | 12.4 | |
| at Kansas St. | 12/17/2023 | * | 36:23 | 8-15 | .533 | 3-4 | .750 | 0-1 | .000 | 4 | 8 | 12 | 9.9 | 1 | 3 | 3 | 0 | 0 | 19 | 13.0 | |
| Indiana | 01/03/2024 | * | 29:47 | 3-10 | .300 | 0-3 | .000 | 3-4 | .750 | 0 | 3 | 3 | 9.3 | 3 | 3 | 2 | 0 | 1 | 9 | 12.7 | |
| at Wisconsin | 01/06/2024 | * | 32:06 | 6-14 | .429 | 2-7 | .286 | 2-4 | .500 | 1 | 5 | 6 | 9.1 | 1 | 2 | 0 | 1 | 1 | 16 | 12.9 | |
| Purdue | 01/09/2024 | * | 32:20 | 8-17 | .471 | 2-5 | .400 | 0-0 | .000 | 1 | 3 | 4 | 8.7 | 1 | 3 | 1 | 0 | 1 | 18 | 13.3 | |
| at Iowa | 01/12/2024 | * | 27:39 | 6-9 | .667 | 1-2 | .500 | 1-1 | 1.000 | 1 | 4 | 5 | 8.5 | 1 | 2 | 1 | 0 | 1 | 14 | 13.3 | |
| at Rutgers | 01/17/2024 | * | 36:15 | 2-12 | .167 | 0-3 | .000 | 0-1 | .000 | 3 | 5 | 8 | 8.4 | 5 | 2 | 2 | 1 | 2 | 4 | 12.8 | |
| Totals | | | 16 | 480:40 | 77-175 | .440 | 17-56 | .304 | 33-41 | .805 | 39 | 96 | 135 | 8.4 | 31 | 45 | 24 | 4 | 7 | 204 | 12.8 |

Player Averages

| Games Played | Minutes/game | Points/game | FG Pct | 3FG Pct | FT Pct | Rebounds/game | Assists/game | Turnovers/game | Assist/Turnover ratio | Steals/game | Blocks/game |
|--------------|--------------|-------------|--------|---------|--------|---------------|--------------|----------------|-----------------------|-------------|-------------|
| 16 | 30.0 | 12.8 | 44.0 | 30.4 | 80.5 | 8.4 | 2.8 | 1.5 | 1.9 | 0.4 | 0.3 |

JOSIAH ALLICK

SENIOR • FORWARD • 6-8 • 231 • LINCOLN, NEB. • NEW MEXICO

NOTING ALLICK

- Graduate transfer from New Mexico who is a high-energy player and is active on the glass and helps impact winning
- Had five points and five rebounds off the bench at Rutgers before fouling out
- Scored a season-high 14 points on 5-of-6 shooting at Iowa and added five rebounds
- Grabbed a season-high eight boards and dished out two assists in the win over Indiana
- Finished with 10 points on 4-of-4 shooting, seven rebounds and four assists in 19 minutes against South Carolina State
- Reached double figures for the fourth time this season with 10 points and six boards in the win over North Dakota
- Missed the Michigan State game because of an injury but returned to action in the win at Kansas State
- Played his best game of the season in the win over Duquesne with 12 points, seven rebounds and a season-high five assists
- Nearly recorded a double-double in his Husker debut with 11 points and eight rebounds in 23 minutes vs. Lindenwood
- Started all 34 games at New Mexico in 2022-23, averaging 8.4 points on 56 percent shooting and 7.3 rebounds per game.
- Ranked second in the Mountain West in rebounding and 12th in blocked shots in his lone season at New Mexico.
- Played three years at Missouri-Kansas City, averaging 12.9 points per game on 55 percent shooting and 6.1 rebounds per game, as the Roos won 19 games in 2021-22, the highest total in 30 years.
- Earned honorable-mention All-Summit League honors in 2020-21, averaging 15.0 ppg and 6.0 rpg.
- Lincoln native who played at Lincoln North Star High School and is the first product of the school to receive a basketball scholarship at Nebraska
- Wears #53 in honor of his stepfather (Bill Ziegelbein) who played football at Nebraska from 1987-91
- Working on his master's degree in business analytics after graduating from New Mexico in May



2023-24 HONORS

MISC. STATS

| Category | 2023-24 | Career* |
|-------------------|---------|---------|
| 10+ Points | 6 | 57 |
| 20+ Points | 0 | 9 |
| 30+ Points | 0 | 0 |
| 40+ Points | 0 | 0 |
| Double-Doubles | 0 | 11 |
| 10+ Rebounds | 0 | 13 |
| 10+ Assists | 0 | 0 |
| Led NU in Scoring | 1 | 1 |
| Led NU in Reb. | 4 | 4 |
| Led NU in Assists | 1 | 1 |

*Includes UMKC/New Mexico

SEASON/CAREER HIGHS

| | |
|----------------------------|---------------------------------|
| Points | |
| Season: | 14, at Iowa (1/12/24) |
| College Career: | 29, Greenville (11/27/20) |
| Rebounds | |
| Season: | 8, Two times (last, 1/3/24) |
| College Career: | 18, Boise State (1/20/23) |
| Field Goals | |
| Season: | 5, Two times (1/12/24) |
| College Career: | 12, Greenville (11/27/20) |
| 3-Point Field Goals | |
| Season: | 1, Four times (last, 1/9/24) |
| College Career: | 3, South Dakota (1/8/21) |
| Free Throws | |
| Season: | 5, Duquesne (11/22/23) |
| College Career: | 8, Kansas Christian (11/17/21) |
| Free Throw Attempts | |
| Season: | 7, Duquesne (11/22/23) |
| College Career: | 9, Two times (last, 3/13/21) |
| Assists | |
| Season: | 5, Duquesne (11/22/23) |
| College Career: | 5, Three times (last, 11/23/23) |
| Steals | |
| Season: | 2, Four times (last, 1/3/24) |
| College Career: | 3, South Dakota (2/24/22) |
| Blocks | |
| Season: | 3, at Rutgers (1/17/24) |
| College Career: | 3, Two times last, 1/17/24) |
| Minutes Played | |
| Season: | 32, North Dakota (12/20/23) |
| College Career: | 47, at Nevada (1/23/23) |

CAREER STATS

| | | | | Field Goals | | 3-Point | | F-Throws | | Rebounds | | | | | | | | Scoring | | |
|----------------|------|--------|-----------|-------------|------|----------|------|----------|------|----------|-----|-----|-----|--------|-----|-----|-----|---------|------|------|
| SEASON | TEAM | GP-GS | MIN/AVG | FG-FGA | FG% | 3FG-3FGA | 3FG% | FT-FTA | FT% | OFF | DEF | TOT | AVG | PF-FO | A | TO | BLK | STL | PTS | AVG |
| 2019-20 | KC | 30-12 | 490/16.3 | 59-118 | .500 | 8-31 | .258 | 44-67 | .657 | 37 | 81 | 118 | 3.9 | 91-3 | 10 | 31 | 18 | 16 | 170 | 5.7 |
| 2020-21 | KC | 22-22 | 592/26.9 | 133-232 | .573 | 16-45 | .356 | 48-74 | .649 | 41 | 91 | 132 | 6.0 | 66-5 | 27 | 44 | 7 | 20 | 330 | 15.0 |
| 2021-22 | KC | 17-16 | 461/27.1 | 82-149 | .550 | 13-36 | .361 | 42-56 | .750 | 23 | 81 | 104 | 6.1 | 53-2 | 19 | 39 | 8 | 9 | 219 | 12.9 |
| 2022-23 | UNM | 34-34 | 1086/31.9 | 113-203 | .557 | 6-38 | .158 | 54-81 | .667 | 89 | 159 | 248 | 7.3 | 95-1 | 48 | 53 | 28 | 17 | 286 | 8.4 |
| 2023-24 | Nebr | 17-11 | 389/22.9 | 36-69 | .522 | 4-13 | .308 | 38-56 | .679 | 32 | 54 | 86 | 5.1 | 27-1 | 22 | 21 | 7 | 11 | 114 | 6.7 |
| TOTAL FOR Nebr | | 17-11 | 389/22.9 | 36-69 | .522 | 4-13 | .308 | 38-56 | .679 | 32 | 54 | 86 | 5.1 | 27-1 | 22 | 21 | 7 | 11 | 114 | 6.7 |
| TOTAL | | 120-95 | 3019/25.2 | 423-771 | .549 | 47-163 | .288 | 226-334 | .677 | 222 | 466 | 688 | 5.7 | 332-12 | 126 | 188 | 68 | 73 | 1119 | 9.3 |

2023-24 GAME BY GAME

| Opponent | Date | GS | MIN | Total | | 3-Pointers | | Free throws | | Rebounds | | | | PF | A | TO | BLK | STL | PTS | AVG | |
|--------------------|------------|----|-------|--------|-------|------------|-------|-------------|-------|----------|-----|-----|-----|-----|----|----|-----|-----|-----|------|-----|
| | | | | FG-FGA | PCT | 3FG-3FGA | PCT | FT-FTA | PCT | OFF | DEF | TOT | AVG | | | | | | | | |
| Lindenwood | 11/06/2023 | * | 23:30 | 4-5 | .800 | 1-1 | 1.000 | 2-2 | 1.000 | 2 | 6 | 8 | 8.0 | 1 | 2 | 0 | 1 | 2 | 11 | 11.0 | |
| Florida A&M | 11/09/2023 | * | 28:38 | 1-3 | .333 | 0-0 | .000 | 3-4 | .750 | 3 | 2 | 5 | 6.5 | 1 | 0 | 2 | 1 | 0 | 5 | 8.0 | |
| Rider | 11/13/2023 | * | 30:18 | 3-3 | 1.000 | 0-0 | .000 | 4-6 | .667 | 4 | 2 | 6 | 6.3 | 1 | 0 | 3 | 0 | 0 | 10 | 8.7 | |
| Stony Brook | 11/15/2023 | * | 24:16 | 0-5 | .000 | 0-2 | .000 | 0-0 | .000 | 4 | 3 | 7 | 6.5 | 1 | 1 | 0 | 0 | 0 | 0 | 6.5 | |
| vs Oregon St. | 11/18/2023 | * | 24:59 | 2-6 | .333 | 0-0 | .000 | 4-6 | .667 | 2 | 2 | 4 | 6.0 | 3 | 0 | 1 | 0 | 2 | 8 | 6.8 | |
| Duquesne | 11/22/2023 | * | 22:57 | 3-5 | .600 | 1-1 | 1.000 | 5-7 | .714 | 2 | 5 | 7 | 6.2 | 0 | 5 | 0 | 0 | 0 | 12 | 7.7 | |
| Cal St. Fullerton | 11/26/2023 | * | 23:17 | 1-3 | .333 | 0-1 | .000 | 4-4 | 1.000 | 1 | 3 | 4 | 5.9 | 0 | 1 | 1 | 1 | 0 | 6 | 7.4 | |
| Creighton | 12/03/2023 | * | 25:00 | 2-10 | .200 | 0-4 | .000 | 2-2 | 1.000 | 4 | 2 | 6 | 5.9 | 1 | 0 | 4 | 0 | 1 | 6 | 7.3 | |
| at Minnesota | 12/06/2023 | * | 21:30 | 1-2 | .500 | 0-0 | .000 | 1-2 | .500 | 0 | 3 | 3 | 5.6 | 0 | 1 | 2 | 0 | 0 | 3 | 6.8 | |
| at Kansas St. | 12/17/2023 | | 10:50 | 1-2 | .500 | 0-0 | .000 | 1-2 | .500 | 0 | 0 | 0 | 5.0 | 3 | 0 | 0 | 0 | 0 | 3 | 6.4 | |
| North Dakota | 12/20/2023 | * | 32:32 | 5-7 | .714 | 0-1 | .000 | 0-2 | .000 | 2 | 4 | 6 | 5.1 | 1 | 2 | 2 | 0 | 1 | 10 | 6.7 | |
| South Carolina St. | 12/29/2023 | * | 18:35 | 4-4 | 1.000 | 0-0 | .000 | 2-2 | 1.000 | 1 | 6 | 7 | 5.3 | 1 | 4 | 1 | 1 | 2 | 10 | 7.0 | |
| Indiana | 01/03/2024 | | 28:43 | 0-0 | .000 | 0-0 | .000 | 2-5 | .400 | 1 | 7 | 8 | 5.5 | 3 | 2 | 1 | 0 | 2 | 2 | 6.6 | |
| at Wisconsin | 01/06/2024 | | 22:30 | 1-3 | .333 | 1-1 | 1.000 | 1-2 | .500 | 2 | 3 | 5 | 5.4 | 1 | 2 | 2 | 0 | 0 | 4 | 6.4 | |
| Purdue | 01/09/2024 | | 10:56 | 2-2 | 1.000 | 1-1 | 1.000 | 0-0 | .000 | 0 | 0 | 0 | 5.1 | 4 | 1 | 1 | 0 | 0 | 5 | 6.3 | |
| at Iowa | 01/12/2024 | | 20:44 | 5-6 | .833 | 0-0 | .000 | 4-6 | .667 | 3 | 2 | 5 | 5.1 | 1 | 1 | 0 | 0 | 1 | 14 | 6.8 | |
| at Rutgers | 01/17/2024 | | 20:04 | 1-3 | .333 | 0-1 | .000 | 3-4 | .750 | 1 | 4 | 5 | 5.1 | 5 | 0 | 1 | 3 | 0 | 5 | 6.7 | |
| Totals | | | 11 | 389:20 | 36-69 | .522 | 4-13 | .308 | 38-56 | .679 | 32 | 54 | 86 | 5.1 | 27 | 22 | 21 | 7 | 11 | 114 | 6.7 |

Player Averages

| Games Played | Minutes/game | Points/game | FG Pct | 3FG Pct | FT Pct | Rebounds/game | Assists/game | Turnovers/game | Assist/Turnover ratio | Steals/game | Blocks/game |
|--------------|--------------|-------------|--------|---------|--------|---------------|--------------|----------------|-----------------------|-------------|-------------|
| 17 | 22.9 | 6.7 | 52.2 | 30.8 | 67.9 | 5.1 | 1.3 | 1.2 | 1.0 | 0.6 | 0.4 |

LLOYD'S SEASON/CAREER HIGHS

| | |
|---------------------|------|
| Points | |
| Season: | None |
| College Career: | Same |
| Rebounds | |
| Season: | None |
| College Career: | Same |
| Field Goals | |
| Season: | None |
| College Career: | Same |
| 3-Point Field Goals | |
| Season: | None |
| College Career: | Same |
| Free Throws | |
| Season: | None |
| College Career: | Same |
| Free Throw Attempts | |
| Season: | None |
| College Career: | Same |
| Assists | |
| Season: | None |
| College Career: | Same |
| Steals | |
| Season: | None |
| College Career: | Same |
| Blocks | |
| Season: | None |
| College Career: | Same |
| Minutes Played | |
| Season: | None |
| College Career: | Same |

ULIS' SEASON/CAREER HIGHS

| | |
|---------------------|---------------------------------|
| Points | |
| Season: | None |
| College Career: | 17, at Michigan State (1/26/23) |
| Rebounds | |
| Season: | None |
| College Career: | 7, Iowa State (12/8/22) |
| Field Goals | |
| Season: | None |
| College Career: | 8, at Michigan State (1/26/23) |
| 3-Point Field Goals | |
| Season: | None |
| College Career: | 2, Four times (last, 1/29/23) |
| Free Throws | |
| Season: | None |
| College Career: | 7, Two times (last, 1/31/22) |
| Free Throw Attempts | |
| Season: | None |
| College Career: | 8, Two times (last, 1/31/22) |
| Assists | |
| Season: | None |
| College Career: | 8, Western Michigan (11/22/21) |
| Steals | |
| Season: | None |
| College Career: | 3, Illinois (12/6/21) |
| Blocks | |
| Season: | None |
| College Career: | 1, Five times (last, 2/12/23) |
| Minutes Played | |
| Season: | None |
| College Career: | 36, Iowa State (12/8/22) |

RICE'S SEASON/CAREER HIGHS

| | |
|---------------------|-------------------------------------|
| Points | |
| Season: | 16, Florida A&M (11/9/23) |
| College Career: | Same |
| Rebounds | |
| Season: | 5, Lindenwood (11/6/23) |
| College Career: | Same |
| Field Goals | |
| Season: | 4, Florida A&M (11/9/23) |
| College Career: | Same |
| 3-Point Field Goals | |
| Season: | 3, Florida A&M (11/9/23) |
| College Career: | Same |
| Free Throws | |
| Season: | 5, Florida A&M (11/9/23) |
| College Career: | Same |
| Free Throw Attempts | |
| Season: | 8, Florida A&M (11/9/23) |
| College Career: | Same |
| Assists | |
| Season: | 1, Five times (last, 1/12/24) |
| College Career: | Same |
| Steals | |
| Season: | 2, South Carolina State (12/29/23) |
| College Career: | Same |
| Blocks | |
| Season: | 1, Two times (last, 1/15/23) |
| College Career: | Same |
| Minutes Played | |
| Season: | 24, South Carolina State (12/29/23) |
| College Career: | Same |

KEITA'S SEASON/CAREER HIGHS

| | |
|---------------------|--|
| Points | |
| Season: | None |
| College Career: | 14, vs. Arkansas-Pine Bluff (11/20/22) |
| Rebounds | |
| Season: | None |
| College Career: | 12, vs. Omaha (11/10/22) |
| Field Goals | |
| Season: | None |
| College Career: | 6, vs. Arkansas-Pine Bluff (11/20/22) |
| 3-Point Field Goals | |
| Season: | None |
| College Career: | Same |
| Free Throws | |
| Season: | None |
| College Career: | 2, vs. Arkansas-Pine Bluff (11/20/22) |
| Free Throw Attempts | |
| Season: | None |
| College Career: | 5, vs. Arkansas-Pine Bluff (11/20/22) |
| Assists | |
| Season: | None |
| College Career: | 2, Three times (last, 11/30/22) |
| Steals | |
| Season: | None |
| College Career: | 2, Wisconsin (2/11/23) |
| Blocks | |
| Season: | None |
| College Career: | 2, vs. Oklahoma (11/24/22) |
| Minutes Played | |
| Season: | None |
| College Career: | 27, vs. Omaha (11/10/22) |

DIOP'S SEASON/CAREER HIGHS

| | |
|---------------------|-------------------------------------|
| Points | |
| Season: | 3, Lindenwood (11/6/23) |
| College Career: | Same |
| Rebounds | |
| Season: | 4, South Carolina State (12/29/23) |
| College Career: | Same |
| Field Goals | |
| Season: | 1, Three times (last, 1/12/24) |
| College Career: | Same |
| 3-Point Field Goals | |
| Season: | None |
| College Career: | Same |
| Free Throws | |
| Season: | 2, Stony Brook (11/15/23) |
| College Career: | Same |
| Free Throw Attempts | |
| Season: | 3, South Carolina State (12/29/23) |
| College Career: | Same |
| Assists | |
| Season: | 1, Four times (last 1/17/24) |
| College Career: | Same |
| Steals | |
| Season: | 2, South Carolina State (12/29/23) |
| College Career: | Same |
| Blocks | |
| Season: | 1, Two times (last, 11/9/23) |
| College Career: | Same |
| Minutes Played | |
| Season: | 20, South Carolina State (12/29/23) |
| College Career: | Same |

GRACE'S SEASON/CAREER HIGHS

| | |
|---------------------|------------------------------------|
| Points | |
| Season: | 2, Three times (last, 12/29/23) |
| College Career: | 2, Four times (last, 12/29/23) |
| Rebounds | |
| Season: | 1, Two times (last, 12/29/23) |
| College Career: | 1, Four times (last, 12/29/23) |
| Field Goals | |
| Season: | 2, Two times (last, 11/9/23) |
| College Career: | 2, Three times (last, 11/9/23) |
| 3-Point Field Goals | |
| Season: | None |
| College Career: | Same |
| Free Throws | |
| Season: | 2, South Carolina State (12/29/23) |
| College Career: | 2, Two times (last, 12/29/23) |
| Free Throw Attempts | |
| Season: | 2, South Carolina State (12/29/23) |
| College Career: | 2, Three times (last, 12/29/23) |
| Assists | |
| Season: | 1, Lindenwood (11/6/23) |
| College Career: | Same |
| Steals | |
| Season: | None |
| College Career: | 1 at Maryland (1/28/23) |
| Blocks | |
| Season: | None |
| College Career: | Same |
| Minutes Played | |
| Season: | 4, Two times (last, 12/29/23) |
| College Career: | Same |

JACOBSEN'S SEASON/CAREER HIGHS

| | |
|---------------------|-------------------------------------|
| Points | |
| Season: | 4, South Carolina State (12/29/23) |
| College Career: | Same |
| Rebounds | |
| Season: | 2, South Carolina State (12/29/23) |
| College Career: | Same |
| Field Goals | |
| Season: | 1, Three times (last, 12/29/23) |
| College Career: | Same |
| 3-Point Field Goals | |
| Season: | None |
| College Career: | Same |
| Free Throws | |
| Season: | 2, South Carolina State (12/29/23) |
| College Career: | Same |
| Free Throw Attempts | |
| Season: | 2, Two times (12/29/23) |
| College Career: | Same |
| Assists | |
| Season: | 1, Four times (last, 1/6/24) |
| College Career: | Same |
| Steals | |
| Season: | 1, Lindenwood (11/6/23) |
| College Career: | Same |
| Blocks | |
| Season: | None |
| College Career: | Same |
| Minutes Played | |
| Season: | 13, South Carolina State (12/29/23) |
| College Career: | Same |

BURT'S SEASON/CAREER HIGHS

| | |
|---------------------|-------------------------------|
| Points | |
| Season: | 2, Florida A&M (11/9/23) |
| College Career: | Same |
| Rebounds | |
| Season: | 1, Two times (last, 11/15/23) |
| College Career: | Same |
| Field Goals | |
| Season: | 1, Florida A&M (11/9/23) |
| College Career: | Same |
| 3-Point Field Goals | |
| Season: | None |
| College Career: | Same |
| Free Throws | |
| Season: | None |
| College Career: | Same |
| Free Throw Attempts | |
| Season: | 2, Florida A&M (11/9/23) |
| College Career: | Same |
| Assists | |
| Season: | None |
| College Career: | Same |
| Steals | |
| Season: | None |
| College Career: | Same |
| Blocks | |
| Season: | None |
| College Career: | Same |
| Minutes Played | |
| Season: | 3, Lindenwood (11/6/23) |
| College Career: | Same |



RAMEL LLOYD JR.

REDSHIRT FRESHMAN • GUARD • 6-6 • 210 • LONG BEACH, CALIF. • SIERRA CANYON

CAREER STATS

2023-24 GAME BY GAME

MISC. STATS

| Category | 2023-24 | Career |
|-------------------|---------|--------|
| 10+ Points | 0 | 0 |
| 20+ Points | 0 | 0 |
| 30+ Points | 0 | 0 |
| 40+ Points | 0 | 0 |
| Double-Doubles | 0 | 0 |
| 10+ Rebounds | 0 | 0 |
| 10+ Assists | 0 | 0 |
| Led NU in Scoring | 0 | 0 |
| Led NU in Reb. | 0 | 0 |
| Led NU in Assists | 0 | 0 |



AHRON ULIS

JUNIOR • GUARD • 6-3 • 190 • CHICAGO, ILL. • IOWA

CAREER STATS

| | | | | Field Goals | | 3-Point | | F-Throws | | Rebounds | | | | | | | | Scoring | | |
|----------------|------|-------|-----------|-------------|------|----------|------|----------|------|----------|-----|-----|-----|-------|-----|----|-----|---------|-----|-----|
| SEASON | TEAM | GP-GS | MIN/AVG | FG-FGA | FG% | 3FG-3FGA | 3FG% | FT-FTA | FT% | OFF | DEF | TOT | AVG | PF-FO | A | TO | BLK | STL | PTS | AVG |
| 2020-21 | Iowa | 17-0 | 120/7.0 | 5-15 | .333 | 0-3 | .000 | 18-20 | .900 | 6 | 9 | 15 | 0.9 | 8-0 | 20 | 6 | 1 | 1 | 28 | 1.6 |
| 2021-22 | Iowa | 35-0 | 486/13.9 | 34-100 | .340 | 4-12 | .333 | 38-48 | .792 | 19 | 50 | 69 | 2.0 | 41-0 | 73 | 32 | 0 | 19 | 110 | 3.1 |
| 2022-23 | Iowa | 32-27 | 722/22.6 | 72-182 | .396 | 22-69 | .319 | 29-41 | .707 | 6 | 44 | 50 | 1.6 | 42-0 | 67 | 35 | 4 | 17 | 195 | 6.1 |
| TOTAL FOR Nebr | | 0-0 | 0/0.0 | 0-0 | .000 | 0-0 | .000 | 0-0 | .000 | 0 | 0 | 0 | 0.0 | 0-0 | 0 | 0 | 0 | 0 | 0 | 0.0 |
| TOTAL | | 84-27 | 1328/15.8 | 111-297 | .374 | 26-84 | .310 | 85-109 | .780 | 31 | 103 | 134 | 1.6 | 91-0 | 160 | 73 | 5 | 37 | 333 | 4.0 |

2023-24 GAME BY GAME

MISC. STATS

| Category | 2023-24 | Career |
|-------------------|---------|--------|
| 10+ Points | 0 | 7 |
| 20+ Points | 0 | 0 |
| 30+ Points | 0 | 0 |
| 40+ Points | 0 | 0 |
| Double-Doubles | 0 | 0 |
| 10+ Rebounds | 0 | 0 |
| 10+ Assists | 0 | 0 |
| Led NU in Scoring | 0 | 4 |
| Led NU in Reb. | 0 | 0 |
| Led NU in Assists | 0 | 1 |

*-Includes Iowa



MISC. STATS

| Category | 2023-24 | Career |
|-------------------|---------|--------|
| 10+ Points | 3 | 3 |
| 20+ Points | 0 | 0 |
| 30+ Points | 0 | 0 |
| 40+ Points | 0 | 0 |
| Double-Doubles | 0 | 0 |
| 10+ Rebounds | 0 | 0 |
| 10+ Assists | 0 | 0 |
| Led NU in Scoring | 0 | 0 |
| Led NU in Reb. | 0 | 0 |
| Led NU in Assists | 0 | 0 |

ELI RICE

FRESHMAN • GUARD • 6-8 • 213 • GALLATIN, TENN. • IMG ACADEMY

CAREER STATS

| | | | | Field Goals | | 3-Point | | F-Throws | | Rebounds | | | | | | | | | Scoring | |
|---------|------|-------|---------|-------------|------|----------|------|----------|------|----------|-----|-----|-----|-------|---|----|-----|-----|---------|-----|
| SEASON | TEAM | GP-GS | MIN/AVG | FG-FGA | FG% | 3FG-3FGA | 3FG% | FT-FTA | FT% | OFF | DEF | TOT | AVG | PF-FO | A | TO | BLK | STL | PTS | AVG |
| 2023-24 | Nebr | 14-0 | 130/9.3 | 16-38 | .421 | 10-25 | .400 | 16-24 | .667 | 3 | 16 | 19 | 1.4 | 10-0 | 5 | 3 | 2 | 3 | 58 | 4.1 |
| TOTAL | | 14-0 | 130/9.3 | 16-38 | .421 | 10-25 | .400 | 16-24 | .667 | 3 | 16 | 19 | 1.4 | 10-0 | 5 | 3 | 2 | 3 | 58 | 4.1 |

2023-24 GAME BY GAME

| Opponent | Date | GS | MIN | Total | | 3-Pointers | | Free throws | | Rebounds | | | | PF | | | | PTS | | AVG |
|--------------------|------------|----|----------|--------|-------|------------|-------|-------------|-------|----------|-----|-----|-----|----|----|-----|-----|-----|----|-----|
| | | | | FG-FGA | PCT | 3FG-3FGA | PCT | FT-FTA | PCT | OFF | DEF | TOT | AVG | A | TO | BLK | STL | PTS | | |
| Lindenwood | 11/06/2023 | | 19:08 | 0-3 | .000 | 0-2 | .000 | 2-4 | .500 | 2 | 3 | 5 | 5.0 | 2 | 1 | 2 | 1 | 0 | 2 | 2.0 |
| Florida A&M | 11/09/2023 | | 22:18 | 4-9 | .444 | 3-6 | .500 | 5-8 | .625 | 0 | 4 | 4 | 4.5 | 1 | 0 | 0 | 0 | 0 | 16 | 9.0 |
| Rider | 11/13/2023 | | 03:17 | 1-1 | 1.000 | 1-1 | 1.000 | 0-0 | .000 | 0 | 0 | 0 | 3.0 | 0 | 1 | 0 | 0 | 0 | 3 | 7.0 |
| Stony Brook | 11/15/2023 | | 04:08 | 0-1 | .000 | 0-1 | .000 | 0-0 | .000 | 0 | 0 | 0 | 2.3 | 0 | 0 | 0 | 1 | 0 | 0 | 5.3 |
| vs Oregon St. | 11/18/2023 | | 02:25 | 0-1 | .000 | 0-1 | .000 | 0-0 | .000 | 0 | 0 | 0 | 1.8 | 1 | 0 | 0 | 0 | 0 | 0 | 4.2 |
| Creighton | 12/03/2023 | | 05:14 | 2-2 | 1.000 | 0-0 | .000 | 2-2 | 1.000 | 0 | 0 | 0 | 1.5 | 0 | 0 | 0 | 0 | 0 | 6 | 4.5 |
| Michigan St. | 12/10/2023 | | 06:39 | 1-1 | 1.000 | 1-1 | 1.000 | 0-0 | .000 | 0 | 0 | 0 | 1.3 | 0 | 0 | 0 | 0 | 0 | 3 | 4.3 |
| at Kansas St. | 12/17/2023 | | 05:28 | 1-3 | .333 | 1-2 | .500 | 0-0 | .000 | 0 | 0 | 0 | 1.1 | 1 | 0 | 0 | 0 | 0 | 3 | 4.1 |
| North Dakota | 12/20/2023 | | 03:54 | 0-1 | .000 | 0-1 | .000 | 0-0 | .000 | 0 | 1 | 1 | 1.1 | 0 | 0 | 0 | 0 | 0 | 0 | 3.7 |
| South Carolina St. | 12/29/2023 | | 24:18 | 2-8 | .250 | 2-6 | .333 | 4-6 | .667 | 0 | 2 | 2 | 1.2 | 4 | 1 | 0 | 0 | 2 | 10 | 4.3 |
| Indiana | 01/03/2024 | | 03:26 | 0-0 | .000 | 0-0 | .000 | 0-0 | .000 | 0 | 1 | 1 | 1.2 | 0 | 0 | 0 | 0 | 0 | 0 | 3.9 |
| at Wisconsin | 01/06/2024 | | 08:25 | 1-1 | 1.000 | 1-1 | 1.000 | 0-0 | .000 | 0 | 1 | 1 | 1.2 | 1 | 1 | 0 | 0 | 1 | 3 | 3.8 |
| at Iowa | 01/12/2024 | | 18:46 | 4-7 | .571 | 1-3 | .333 | 2-2 | 1.000 | 1 | 3 | 4 | 1.4 | 0 | 1 | 0 | 0 | 0 | 11 | 4.4 |
| at Rutgers | 01/17/2024 | | 02:13 | 0-0 | .000 | 0-0 | .000 | 1-2 | .500 | 0 | 1 | 1 | 1.4 | 0 | 0 | 1 | 0 | 0 | 1 | 4.1 |
| Totals | | | 0 129:39 | 16-38 | .421 | 10-25 | .400 | 16-24 | .667 | 3 | 16 | 19 | 1.4 | 10 | 5 | 3 | 2 | 3 | 58 | 4.1 |

Player Averages

| Games Played | Minutes/game | Points/game | FG Pct | 3FG Pct | FT Pct | Rebounds/game | Assists/game | Turnovers/game | Assist/Turnover ratio | Steals/game | Blocks/game |
|--------------|--------------|-------------|--------|---------|--------|---------------|--------------|----------------|-----------------------|-------------|-------------|
| 14 | 9.3 | 4.1 | 42.1 | 40.0 | 66.7 | 1.4 | 0.4 | 0.2 | 1.7 | 0.2 | 0.1 |



MISC. STATS

| Category | 2023-24 | Career |
|-------------------|---------|--------|
| 10+ Points | 0 | 1 |
| 20+ Points | 0 | 0 |
| 30+ Points | 0 | 0 |
| 40+ Points | 0 | 0 |
| Double-Doubles | 0 | 1 |
| 10+ Rebounds | 0 | 3 |
| 10+ Assists | 0 | 0 |
| Led NU in Scoring | 0 | 0 |
| Led NU in Reb. | 0 | 5 |
| Led NU in Assists | 0 | 0 |

BLAISE KEITA

JUNIOR • FORWARD • 6-11 • 257 • BAMAKO, REPUBLIC OF MALI • COFFEYVILLE CC

CAREER STATS

| | | | | Field Goals | | 3-Point | | F-Throws | | Rebounds | | | | | | | | | Scoring | |
|---------|------|-------|----------|-------------|------|----------|------|----------|------|----------|-----|-----|-----|-------|----|----|-----|-----|---------|-----|
| SEASON | TEAM | GP-GS | MIN/AVG | FG-FGA | FG% | 3FG-3FGA | 3FG% | FT-FTA | FT% | OFF | DEF | TOT | AVG | PF-FO | A | TO | BLK | STL | PTS | AVG |
| 2022-23 | Nebr | 21-5 | 212/10.1 | 18-35 | .514 | 0-0 | .000 | 6-17 | .353 | 22 | 52 | 74 | 3.5 | 22-0 | 11 | 10 | 5 | 5 | 42 | 2.0 |
| TOTAL | | 21-5 | 212/10.1 | 18-35 | .514 | 0-0 | .000 | 6-17 | .353 | 22 | 52 | 74 | 3.5 | 22-0 | 11 | 10 | 5 | 5 | 42 | 2.0 |

2023-24 GAME BY GAME

MATAR DIOP

FRESHMAN • FORWARD • 6-10 • 213 • DAKAR, SENEGAL • KEYSTONE ATHLETIC ACADEMY

CAREER STATS


| | | | | Field Goals | | 3-Point | | F-Throws | | Rebounds | | | | | | | | | | Scoring | |
|---------|------|-------|---------|-------------|------|----------|------|----------|------|----------|-----|-----|-----|-------|---|----|-----|-----|-----|---------|--|
| SEASON | TEAM | GP-GS | MIN/AVG | FG-FGA | FG% | 3FG-3FGA | 3FG% | FT-FTA | FT% | OFF | DEF | TOT | AVG | PF-FO | A | TO | BLK | STL | PTS | AVG | |
| 2023-24 | Nebr | 11-0 | 54/4.9 | 3-6 | .500 | 0-1 | .000 | 3-9 | .333 | 2 | 8 | 10 | 0.9 | 9-0 | 4 | 5 | 2 | 2 | 9 | 0.8 | |
| TOTAL | | 11-0 | 54/4.9 | 3-6 | .500 | 0-1 | .000 | 3-9 | .333 | 2 | 8 | 10 | 0.9 | 9-0 | 4 | 5 | 2 | 2 | 9 | 0.8 | |

2023-24 GAME BY GAME

| Opponent | Date | GS | MIN | Total | | 3-Pointers | | Free throws | | Rebounds | | | | | | | | | | | |
|--------------------|------------|----|-------|--------|-------|------------|------|-------------|-------|----------|-----|-----|-----|----|---|----|-----|-----|-----|-----|--|
| | | | | FG-FGA | PCT | 3FG-3FGA | PCT | FT-FTA | PCT | OFF | DEF | TOT | AVG | PF | A | TO | BLK | STL | PTS | AVG | |
| Lindenwood | 11/06/2023 | | 05:34 | 1-2 | .500 | 0-1 | .000 | 1-2 | .500 | 0 | 1 | 1 | 1.0 | 1 | 0 | 0 | 1 | 0 | 3 | 3.0 | |
| Florida A&M | 11/09/2023 | | 05:17 | 0-0 | .000 | 0-0 | .000 | 0-0 | .000 | 0 | 1 | 1 | 1.0 | 4 | 0 | 3 | 1 | 0 | 0 | 1.5 | |
| Stony Brook | 11/15/2023 | | 01:47 | 0-0 | .000 | 0-0 | .000 | 2-2 | 1.000 | 0 | 1 | 1 | 1.0 | 0 | 0 | 1 | 0 | 0 | 2 | 1.7 | |
| vs Oregon St. | 11/18/2023 | | 02:25 | 1-1 | 1.000 | 0-0 | .000 | 0-2 | .000 | 0 | 2 | 2 | 1.3 | 0 | 1 | 0 | 0 | 0 | 2 | 1.8 | |
| Creighton | 12/03/2023 | | 03:58 | 0-1 | .000 | 0-0 | .000 | 0-0 | .000 | 1 | 0 | 1 | 1.2 | 0 | 0 | 0 | 0 | 0 | 0 | 1.4 | |
| Michigan St. | 12/10/2023 | | 05:35 | 0-0 | .000 | 0-0 | .000 | 0-0 | .000 | 0 | 0 | 0 | 1.0 | 0 | 1 | 0 | 0 | 0 | 0 | 1.2 | |
| North Dakota | 12/20/2023 | | 05:02 | 0-0 | .000 | 0-0 | .000 | 0-0 | .000 | 0 | 0 | 0 | 0.9 | 1 | 1 | 0 | 0 | 0 | 0 | 1.0 | |
| South Carolina St. | 12/29/2023 | | 20:20 | 0-1 | .000 | 0-0 | .000 | 0-3 | .000 | 1 | 3 | 4 | 1.3 | 3 | 0 | 1 | 0 | 2 | 0 | 0.9 | |
| at Wisconsin | 01/06/2024 | | 01:15 | 0-0 | .000 | 0-0 | .000 | 0-0 | .000 | 0 | 0 | 0 | 1.1 | 0 | 0 | 0 | 0 | 0 | 0 | 0.8 | |
| at Iowa | 01/12/2024 | | 02:08 | 1-1 | 1.000 | 0-0 | .000 | 0-0 | .000 | 0 | 0 | 0 | 1.0 | 0 | 0 | 0 | 0 | 0 | 2 | 0.9 | |
| at Rutgers | 01/17/2024 | | 00:27 | 0-0 | .000 | 0-0 | .000 | 0-0 | .000 | 0 | 0 | 0 | 0.9 | 0 | 1 | 0 | 0 | 0 | 0 | 0.8 | |
| Totals | | 0 | 53:48 | 3-6 | .500 | 0-1 | .000 | 3-9 | .333 | 2 | 8 | 10 | 0.9 | 9 | 4 | 5 | 2 | 2 | 9 | 0.8 | |

Player Averages

| Games Played | Minutes/ game | Points/ game | FG Pct | 3FG Pct | FT Pct | Rebounds/ game | Assists/ game | Turnovers/ game | Assist/Turnover ratio | Steals/ game | Blocks/ game |
|--------------|---------------|--------------|--------|---------|--------|----------------|---------------|-----------------|-----------------------|--------------|--------------|
| 11 | 4.9 | 0.8 | 50.0 | 0.0 | 33.3 | 0.9 | 0.4 | 0.5 | 0.8 | 0.2 | 0.2 |



JEFFREY GRACE III

SOPHOMORE • GUARD • 6-3 • 197 • ELMHURST, ILL. • ARIZONA STATE

CAREER STATS

| | | | | Field Goals | | 3-Point | | F-Throws | | Rebounds | | | | | | | | Scoring | | |
|---------|------|-------|---------|-------------|------|----------|------|----------|------|----------|-----|-----|-----|-------|---|----|-----|---------|-----|-----|
| SEASON | TEAM | GP-GS | MIN/AVG | FG-FGA | FG% | 3FG-3FGA | 3FG% | FT-FTA | FT% | OFF | DEF | TOT | AVG | PF-FO | A | TO | BLK | STL | PTS | AVG |
| 2022-23 | Nebr | 11-0 | 12/1.1 | 1-2 | .500 | 0-1 | .000 | 2-4 | .500 | 2 | 1 | 3 | 0.3 | 0-0 | 1 | 2 | 0 | 1 | 4 | 0.4 |
| 2023-24 | Nebr | 6-0 | 14/2.3 | 2-3 | .667 | 0-0 | .000 | 2-3 | .667 | 2 | 0 | 2 | 0.3 | 0-0 | 1 | 0 | 0 | 0 | 6 | 1.0 |
| TOTAL | | 17-0 | 26/1.5 | 3-5 | .600 | 0-1 | .000 | 4-7 | .571 | 4 | 1 | 5 | 0.3 | 0-0 | 2 | 2 | 0 | 1 | 10 | 0.6 |

2023-24 GAME BY GAME

| Opponent | Date | GS | MIN | Total | | 3-Pointers | | Free throws | | Rebounds | | | | PF | | A | TO | BLK | STL | PTS | AVG |
|--------------------|------------|----|---------|--------|-------|------------|------|-------------|-------|----------|-----|-----|-----|----|---|---|----|-----|-----|-----|-----|
| | | | | FG-FGA | PCT | 3FG-3FGA | PCT | FT-FTA | PCT | OFF | DEF | TOT | AVG | | | | | | | | |
| Lindenwood | 11/06/2023 | | 04:00 | 1-2 | .500 | 0-0 | .000 | 0-1 | .000 | 0 | 0 | 0 | 0.0 | 0 | 1 | 0 | 0 | 0 | 0 | 2 | 2.0 |
| Florida A&M | 11/09/2023 | | 02:20 | 1-1 | 1.000 | 0-0 | .000 | 0-0 | .000 | 1 | 0 | 1 | 0.5 | 0 | 0 | 0 | 0 | 0 | 0 | 2 | 2.0 |
| Stony Brook | 11/15/2023 | | 01:47 | 0-0 | .000 | 0-0 | .000 | 0-0 | .000 | 0 | 0 | 0 | 0.3 | 0 | 0 | 0 | 0 | 0 | 0 | 0 | 1.3 |
| vs Oregon St. | 11/18/2023 | | 01:09 | 0-0 | .000 | 0-0 | .000 | 0-0 | .000 | 0 | 0 | 0 | 0.3 | 0 | 0 | 0 | 0 | 0 | 0 | 0 | 1.0 |
| Creighton | 12/03/2023 | | 00:56 | 0-0 | .000 | 0-0 | .000 | 0-0 | .000 | 0 | 0 | 0 | 0.2 | 0 | 0 | 0 | 0 | 0 | 0 | 0 | 0.8 |
| South Carolina St. | 12/29/2023 | | 03:52 | 0-0 | .000 | 0-0 | .000 | 2-2 | 1.000 | 1 | 0 | 1 | 0.3 | 0 | 0 | 0 | 0 | 0 | 0 | 2 | 1.0 |
| Totals | | | 0 14:03 | 2-3 | .667 | 0-0 | .000 | 2-3 | .667 | 2 | 0 | 2 | 0.3 | 0 | 1 | 0 | 0 | 0 | 0 | 6 | 1.0 |

Player Averages

| Games Played | Minutes/ game | Points/ game | FG Pct | 3FG Pct | FT Pct | Rebounds/ game | Assists/ game | Turnovers/ game | Assist/Turnover ratio | Steals/ game | Blocks/ game |
|--------------|---------------|--------------|--------|---------|--------|----------------|---------------|-----------------|-----------------------|--------------|--------------|
| 6 | 2.3 | 1.0 | 66.7 | 0.0 | 66.7 | 0.3 | 0.2 | 0.0 | 1.0 | 0.0 | 0.0 |

MISC. STATS

| Category | 2023-24 | Career |
|-------------------|---------|--------|
| 10+ Points | 0 | 0 |
| 20+ Points | 0 | 0 |
| 30+ Points | 0 | 0 |
| 40+ Points | 0 | 0 |
| Double-Doubles | 0 | 0 |
| 10+ Rebounds | 0 | 0 |
| 10+ Assists | 0 | 0 |
| Led NU in Scoring | 0 | 0 |
| Led NU in Reb. | 0 | 0 |
| Led NU in Assists | 0 | 0 |

MISC. STATS

| Category | 2023-24 | Career |
|-------------------|---------|--------|
| 10+ Points | 0 | 0 |
| 20+ Points | 0 | 0 |
| 30+ Points | 0 | 0 |
| 40+ Points | 0 | 0 |
| Double-Doubles | 0 | 0 |
| 10+ Rebounds | 0 | 0 |
| 10+ Assists | 0 | 0 |
| Led NU in Scoring | 0 | 0 |
| Led NU in Reb. | 0 | 0 |
| Led NU in Assists | 0 | 0 |

CALE JACOBSEN

REDSHIRT FRESHMAN • GUARD • 6-4 • 200 • ASHLAND, NEB. • ASHLAND-GREENWOOD



| MISC. STATS | | |
|-------------------|---------|--------|
| Category | 2023-24 | Career |
| 10+ Points | 0 | 0 |
| 20+ Points | 0 | 0 |
| 30+ Points | 0 | 0 |
| 40+ Points | 0 | 0 |
| Double-Doubles | 0 | 0 |
| 10+ Rebounds | 0 | 0 |
| 10+ Assists | 0 | 0 |
| Led NU in Scoring | 0 | 0 |
| Led NU in Reb. | 0 | 0 |
| Led NU in Assists | 0 | 0 |

| CAREER STATS | | | | | | | | | | | | | | | | | |
|--------------|------|-------|---------|-------------|------|----------|------|----------|------|----------|-----|-----|-----|---------|---|----|-----|
| | | | | Field Goals | | 3-Point | | F-Throws | | Rebounds | | | | Scoring | | | |
| SEASON | TEAM | GP-GS | MIN/AVG | FG-FGA | FG% | 3FG-3FGA | 3FG% | FT-FTA | FT% | OFF | DEF | TOT | AVG | PF-FO | A | TO | BLK |
| 2023-24 | Nebr | 11-0 | 41/3.7 | 3-6 | .500 | 0-2 | .000 | 3-6 | .500 | 0 | 3 | 3 | 0.3 | 4-0 | 4 | 2 | 0 |
| TOTAL | | 11-0 | 41/3.7 | 3-6 | .500 | 0-2 | .000 | 3-6 | .500 | 0 | 3 | 3 | 0.3 | 4-0 | 4 | 2 | 0 |

| 2023-24 GAME BY GAME | | | | | | | | | | | | | | | | | |
|----------------------|------------|----|-------|--------|-------|------------|------|-------------|-------|----------|-----|-----|-----|----|----|-----|-----|
| Opponent | Date | GS | MIN | Total | | 3-Pointers | | Free throws | | Rebounds | | | | PF | | | |
| | | | | FG-FGA | PCT | 3FG-3FGA | PCT | FT-FTA | PCT | OFF | DEF | TOT | AVG | A | TO | BLK | STL |
| Lindenwood | 11/06/2023 | | 11:07 | 0-0 | .000 | 0-0 | .000 | 0-0 | .000 | 0 | 1 | 1 | 1.0 | 1 | 1 | 0 | 0 |
| Florida A&M | 11/09/2023 | | 05:05 | 1-1 | 1.000 | 0-0 | .000 | 1-2 | .500 | 0 | 0 | 0 | 0.5 | 0 | 1 | 1 | 0 |
| Stony Brook | 11/15/2023 | | 01:47 | 0-0 | .000 | 0-0 | .000 | 0-0 | .000 | 0 | 0 | 0 | 0.3 | 0 | 0 | 0 | 0 |
| vs Oregon St. | 11/18/2023 | | 02:25 | 1-1 | 1.000 | 0-0 | .000 | 0-2 | .000 | 0 | 0 | 0 | 0.3 | 2 | 0 | 0 | 0 |
| Creighton | 12/03/2023 | | 03:27 | 0-1 | .000 | 0-0 | .000 | 0-0 | .000 | 0 | 0 | 0 | 0.2 | 0 | 0 | 0 | 0 |
| at Minnesota | 12/06/2023 | | 00:03 | 0-0 | .000 | 0-0 | .000 | 0-0 | .000 | 0 | 0 | 0 | 0.2 | 1 | 0 | 0 | 0 |
| North Dakota | 12/20/2023 | | 00:29 | 0-0 | .000 | 0-0 | .000 | 0-0 | .000 | 0 | 0 | 0 | 0.1 | 0 | 0 | 0 | 0 |
| South Carolina St. | 12/29/2023 | | 13:13 | 1-3 | .333 | 0-2 | .000 | 2-2 | 1.000 | 0 | 2 | 2 | 0.4 | 0 | 1 | 1 | 0 |
| at Wisconsin | 01/06/2024 | | 01:15 | 0-0 | .000 | 0-0 | .000 | 0-0 | .000 | 0 | 0 | 0 | 0.3 | 0 | 1 | 0 | 0 |
| at Iowa | 01/12/2024 | | 02:08 | 0-0 | .000 | 0-0 | .000 | 0-0 | .000 | 0 | 0 | 0 | 0.3 | 0 | 0 | 0 | 0 |
| at Rutgers | 01/17/2024 | | 00:02 | 0-0 | .000 | 0-0 | .000 | 0-0 | .000 | 0 | 0 | 0 | 0.3 | 0 | 0 | 0 | 0 |
| Totals | | 0 | 41:01 | 3-6 | .500 | 0-2 | .000 | 3-6 | .500 | 0 | 3 | 3 | 0.3 | 4 | 4 | 2 | 0 |

| Player Averages | | | | | | | | | | | |
|-----------------|---------------|--------------|--------|---------|--------|----------------|---------------|-----------------|-----------------------|--------------|--------------|
| Games Played | Minutes/ game | Points/ game | FG Pct | 3FG Pct | FT Pct | Rebounds/ game | Assists/ game | Turnovers/ game | Assist/Turnover ratio | Steals/ game | Blocks/ game |
| 11 | 3.7 | 0.8 | 50.0 | 0.0 | 50.0 | 0.3 | 0.4 | 0.2 | 2.0 | 0.1 | 0.0 |

HENRY BURT

REDSHIRT FRESHMAN • FORWARD • 6-7 • 216 • OMAHA, NEB. • ELKHORN SOUTH



| MISC. STATS | | |
|-------------------|---------|--------|
| Category | 2023-24 | Career |
| 10+ Points | 0 | 0 |
| 20+ Points | 0 | 0 |
| 30+ Points | 0 | 0 |
| 40+ Points | 0 | 0 |
| Double-Doubles | 0 | 0 |
| 10+ Rebounds | 0 | 0 |
| 10+ Assists | 0 | 0 |
| Led NU in Scoring | 0 | 0 |
| Led NU in Reb. | 0 | 0 |
| Led NU in Assists | 0 | 0 |

| CAREER STATS | | | | | | | | | | | | | | | | | |
|--------------|------|-------|---------|-------------|-------|----------|------|----------|------|----------|-----|-----|-----|---------|---|----|-----|
| | | | | Field Goals | | 3-Point | | F-Throws | | Rebounds | | | | Scoring | | | |
| SEASON | TEAM | GP-GS | MIN/AVG | FG-FGA | FG% | 3FG-3FGA | 3FG% | FT-FTA | FT% | OFF | DEF | TOT | AVG | PF-FO | A | TO | BLK |
| 2023-24 | Nebr | 4-0 | 6/1.6 | 1-1 | 1.000 | 0-0 | .000 | 0-2 | .000 | 0 | 2 | 2 | 0.5 | 0-0 | 0 | 0 | 0 |
| TOTAL | | 4-0 | 6/1.6 | 1-1 | 1.000 | 0-0 | .000 | 0-2 | .000 | 0 | 2 | 2 | 0.5 | 0-0 | 0 | 0 | 0 |

| 2023-24 GAME BY GAME | | | | | | | | | | | | | | | | | |
|----------------------|------------|----|-------|--------|-------|------------|------|-------------|------|----------|-----|-----|-----|----|----|-----|-----|
| Opponent | Date | GS | MIN | Total | | 3-Pointers | | Free throws | | Rebounds | | | | PF | | | |
| | | | | FG-FGA | PCT | 3FG-3FGA | PCT | FT-FTA | PCT | OFF | DEF | TOT | AVG | A | TO | BLK | STL |
| Lindenwood | 11/06/2023 | | 02:37 | 0-0 | .000 | 0-0 | .000 | 0-0 | .000 | 0 | 0 | 0 | 0.0 | 0 | 0 | 0 | 0 |
| Florida A&M | 11/09/2023 | | 01:40 | 1-1 | 1.000 | 0-0 | .000 | 0-2 | .000 | 0 | 1 | 1 | 0.5 | 0 | 0 | 0 | 0 |
| Stony Brook | 11/15/2023 | | 00:53 | 0-0 | .000 | 0-0 | .000 | 0-0 | .000 | 0 | 1 | 1 | 0.7 | 0 | 0 | 0 | 0 |
| vs Oregon St. | 11/18/2023 | | 01:09 | 0-0 | .000 | 0-0 | .000 | 0-0 | .000 | 0 | 0 | 0 | 0.5 | 0 | 0 | 0 | 0 |
| Totals | | 0 | 06:19 | 1-1 | 1.000 | 0-0 | .000 | 0-2 | .000 | 0 | 2 | 2 | 0.5 | 0 | 0 | 0 | 0 |

| Player Averages | | | | | | | | | | | |
|-----------------|---------------|--------------|--------|---------|--------|----------------|---------------|-----------------|-----------------------|--------------|--------------|
| Games Played | Minutes/ game | Points/ game | FG Pct | 3FG Pct | FT Pct | Rebounds/ game | Assists/ game | Turnovers/ game | Assist/Turnover ratio | Steals/ game | Blocks/ game |
| 4 | 1.6 | 0.5 | 100.0 | 0.0 | 0.0 | 0.5 | 0.0 | 0.0 | 0.0 | 0.0 | 0.0 |

2023-24 BOXSCORES

NEBRASKA 84, LINDENWOOD 52



Official Basketball Box Score - Final
Lindenwood at Nebraska
11/05/23 Pinehick Bank Arena, Lincoln
Nebraska vs. Lindenwood

Game Time: 7:01 PM
Game Duration: 1:49
Attendance: 13,478

Officials: Tim Connor, Andy O'Brien, Mason Siler

Lindenwood - 52

Record: 0-1

| NO. | Name | Min | FG | 3P | FT | Rebounds | Fouls | TP | AS | TO | ST | Blocks | BS | BA | + | - | |
|--------|--------------------|---------|-------|------|-----|----------|-------|----|----|----|----|--------|----|----|---|---|-----|
| | | | M-A | M-A | M-A | OR | DR | PF | | | | | | | | | |
| 0 | David Ware | F 19:42 | 0-3 | 0-1 | 0-0 | 2 | 5 | 7 | 2 | 1 | 0 | 0 | 0 | 2 | 0 | 1 | -14 |
| 5 | Jaylon McDaniel | F 22:27 | 3-7 | 0-0 | 0-3 | 1 | 5 | 6 | 4 | 2 | 6 | 0 | 2 | 0 | 1 | 1 | -19 |
| 24 | Keenon Cole | F 31:26 | 5-16 | 0-1 | 4-4 | 2 | 2 | 4 | 2 | 3 | 14 | 0 | 3 | 0 | 0 | 2 | -31 |
| 15 | Nathan Johnson Jr. | G 25:45 | 2-5 | 0-1 | 1-1 | 1 | 1 | 2 | 1 | 1 | 5 | 0 | 2 | 1 | 0 | 1 | -25 |
| 25 | Darius Beane | G 20:24 | 3-8 | 0-0 | 0-1 | 2 | 2 | 4 | 4 | 2 | 6 | 0 | 1 | 0 | 0 | 0 | -10 |
| 3 | Tommie Williams | G 19:35 | 1-5 | 0-1 | 0-0 | 1 | 2 | 3 | 2 | 1 | 2 | 2 | 2 | 0 | 0 | 0 | -9 |
| 23 | Jeremiah Taiton | G 20:00 | 4-11 | 2-5 | 0-0 | 1 | 2 | 3 | 1 | 0 | 10 | 0 | 0 | 1 | 0 | 2 | -14 |
| 1 | Colin Ruffin | G 20:14 | 4-8 | 1-3 | 0-0 | 0 | 5 | 5 | 3 | 1 | 9 | 0 | 0 | 0 | 0 | 0 | -30 |
| 22 | Isaac Ordekane | G 10:07 | 0-0 | 0-0 | 0-0 | 0 | 1 | 1 | 0 | 0 | 0 | 0 | 0 | 0 | 1 | 0 | -13 |
| 11 | Amoro Lado | G 10:20 | 0-5 | 0-4 | 0-0 | 0 | 0 | 0 | 2 | 1 | 0 | 0 | 0 | 0 | 0 | 0 | -5 |
| Team | | | | | | 3 | 2 | 5 | | | 0 | 1 | | | | | |
| Totals | | | 22-68 | 3-16 | 5-9 | 13 | 27 | 40 | 21 | 12 | 52 | 2 | 12 | 4 | 2 | 7 | -32 |

Technical Fouls: NONE

| Shooting By Period | | |
|--------------------------|-------|-------|
| 1 st FG% | 10-33 | 30.3% |
| 3PT% | 1-5 | 20.0% |
| FT% | 3-3 | 100% |
| 2 nd FG% | 12-35 | 34.3% |
| 3PT% | 2-11 | 18.2% |
| FT% | 2-6 | 33.3% |
| GM FG% | 22-68 | 32.4% |
| 3PT% | 3-16 | 18.8% |
| FT% | 5-9 | 55.6% |
| Dead Ball Rebounds: 1, 0 | | |

Nebraska - 84

Record: 1-0

| NO. | Name | Min | FG M-A | 3P M-A | FT M-A | Rebounds OR DR TOT | Fouls PF PD | TP | AS | TO | ST | Blocks BS BA | +/- |
|--------|--------------------|---------|-----------|-----------|-----------|-----------------------|----------------|------|----|----|----|-----------------|-----|
| 51 | Rienk Mast | F 25:18 | 5-7 | 1-3 | 2-3 | 1 5 6 | 6 1 | 3 | 3 | 2 | 0 | 0 | 11 |
| 53 | Josiah Allick | F 23:30 | 4-5 | 1-1 | 2-2 | 2 6 8 | 1 4 | 11 | 2 | 0 | 2 | 1 | 34 |
| 0 | C.J. Wilcher | G 22:08 | 4-8 | 2-5 | 3-4 | 0 1 1 | 0 2 | 13 | 2 | 0 | 0 | 2 | 26 |
| 3 | Brice Williams | G 23:15 | 4-11 | 2-6 | 3-4 | 0 1 1 | 1 2 | 13 | 2 | 1 | 0 | 1 | 30 |
| 10 | Jamarques Lawrence | G 18:22 | 2-8 | 2-6 | 1-2 | 4 6 3 | 7 1 | 7 | 1 | 2 | 0 | 0 | 16 |
| 1 | Sam Holberg | G 25:14 | 5-7 | 2-4 | 3-5 | 0 5 5 | 1 3 | 15 | 2 | 0 | 1 | 1 | 30 |
| 9 | Jarron Coleman | G 19:47 | 1-3 | 1-2 | 2-2 | 0 6 6 | 1 2 | 5 | 4 | 2 | 1 | 0 | 19 |
| 11 | Eli Rice | G 19:08 | 0-3 | 0-2 | 2-4 | 2 3 5 | 2 2 | 2 | 1 | 2 | 0 | 1 | 3 |
| 31 | Cale Jacobsen | G 11:07 | 0-0 | 0-0 | 0-0 | 0 1 1 | 0 1 | 0 | 1 | 0 | 0 | 1 | 0 |
| 21 | Metar Diop | G 05:34 | 1-2 | 0-1 | 1-2 | 0 1 1 | 1 1 | 3 | 0 | 0 | 0 | 1 | -3 |
| 24 | Jeff Grace | G 04:00 | 1-2 | 0-0 | 0-1 | 0 0 0 | 0 1 | 2 | 1 | 0 | 0 | 0 | -3 |
| 35 | Henry Burt | G 02:37 | 0-0 | 0-0 | 0-0 | 0 0 0 | 0 0 | 0 | 0 | 0 | 0 | 0 | -4 |
| Team | | | | | | 1 3 4 | | | 0 | 0 | | | |
| Totals | | | 27-56 | 11-30 | 19-29 | 8 36 44 | 12 21 84 | 19 9 | 5 | 7 | 5 | 32 | |

Technical Fouls: NONE

| LWU | | NEB | |
|--------------------------|---------------------------|---------------------------|----|
| Biggest lead | 2 (1 st 19:36) | 36 (2 nd 5:34) | |
| Best Scoring Run | 7 (2 nd 14:37) | 10 (1 st 4:27) | |
| Lead Changes | 1 | | |
| Times Tied | 0 | | |
| Time with Lead | 00:23 | 39:13 | |
| Points from Turnovers | | LWU | |
| Paint | 32 | 32 | 32 |
| Second Chance | 9 | 11 | |
| Fast Breaks | 8 | 4 | |
| Bench | 21 | 27 | |
| Period by Period Scoring | | LWU | |
| 1st | 24 | 28 | 52 |
| Period by Period Scoring | | NEB | |
| 1st | 51 | 33 | 84 |

NEBRASKA 81, FLORIDA A&M 54



Official Basketball Box Score - Final
Florida A&M at Nebraska
11/05/23 Pinehick Bank Arena, Lincoln
Nebraska vs. Florida A&M

Game Time: 7:01 PM
Game Duration: 2:04
Attendance: 13,766

Officials: Paul Soles, Edwin Young, Tony Meeks

Florida A&M - 54

Record: 0-2

| NO. | Name | | Min | FG M-A | 3P M-A | FT M-A | Rebounds OR DR | Fouls PF | TP | AS | TO | ST | Blocks BS | +/- | | | |
|--------|---------------------|---|-------|-----------|-----------|-----------|-------------------|-------------|----|----|----|----|--------------|-----|-----|-----|-----|
| 5 | Keith Lamar | F | 22:51 | 2-8 | 0-1 | 1-2 | 1 2 | 3 | 5 | 2 | 1 | 1 | 0 | -18 | | | |
| 13 | Shannon Grant | F | 19:48 | 2-3 | 0-0 | 0-0 | 0 3 | 3 | 5 | 1 | 4 | 0 | 3 | 2 | 0 | | |
| 2 | Jordan Chatman | G | 10:11 | 0-3 | 0-1 | 0-0 | 0 0 | 0 | 4 | 0 | 0 | 1 | 1 | 0 | -7 | | |
| 4 | Hantz Louis-Jeune | G | 18:32 | 3-7 | 1-3 | 1-2 | 0 5 | 5 | 3 | 2 | 8 | 0 | 1 | 2 | -21 | | |
| 12 | K'Jei Parker | G | 36:54 | 5-20 | 1-6 | 2-2 | 1 5 | 6 | 1 | 3 | 13 | 3 | 2 | 0 | -25 | | |
| 11 | Roderick Coffee III | G | 20:38 | 0-6 | 0-4 | 2-4 | 1 1 | 2 | 1 | 3 | 2 | 1 | 0 | 0 | -4 | | |
| 24 | Ja'Derrys Eatmon | G | 18:21 | 3-7 | 0-0 | 2-2 | 3 1 | 4 | 2 | 3 | 8 | 0 | 2 | 1 | -15 | | |
| 10 | Chase Barrs | G | 15:08 | 0-1 | 0-0 | 1-2 | 3 1 | 4 | 5 | 1 | 1 | 1 | 0 | 0 | -10 | | |
| 23 | Mies Hall | G | 13:40 | 1-3 | 0-0 | 1-2 | 0 3 | 3 | 0 | 1 | 3 | 1 | 0 | 1 | 0 | -14 | |
| 3 | Monrell Schramm | G | 22:05 | 4-7 | 2-4 | 0-1 | 1 2 | 3 | 2 | 1 | 10 | 1 | 2 | 1 | 0 | -8 | |
| 34 | Richard Mathews | G | 01:52 | 0-1 | 0-1 | 0-0 | 0 0 | 0 | 0 | 0 | 0 | 0 | 0 | 0 | -3 | | |
| Team | | | | | | | 1 1 | 2 | | | 0 | 1 | | | | | |
| Totals | | | | 20-66 | 4-20 | 10-17 | 11 24 | 35 | 26 | 17 | 54 | 10 | 14 | 8 | 3 | 5 | -27 |

Technical Fouls: NONE

Nebraska - 81

Record: 2-0

| No. | Name | | Min | FG M-A | 3P M-A | FT M-A | Rebounds OR DR TOT | Fouls PF | TP | AS | TO | ST | Blocks BS | BA | |
|--------|--------------------|---|-------|-----------|-----------|-----------|-----------------------|-------------|----|----|----|----|--------------|----|----|
| 51 | Rienk Mast | F | 27:21 | 6-14 | 2-5 | 6-6 | 5 11 16 | 2 4 | 20 | 2 | 2 | 0 | 0 | 0 | 26 |
| 53 | Josiah Allick | F | 28:38 | 1-3 | 0-0 | 3-4 | 3 2 5 | 1 4 | 5 | 0 | 2 | 0 | 1 | 0 | 26 |
| 0 | C.J. Wilcher | G | 19:51 | 2-6 | 1-4 | 1-2 | 0 1 1 | 4 1 | 6 | 2 | 0 | 0 | 1 | 1 | 19 |
| 3 | Brice Williams | G | 22:19 | 3-9 | 2-4 | 7-7 | 2 4 6 | 3 4 | 15 | 2 | 1 | 0 | 1 | 1 | 20 |
| 10 | Jamarques Lawrence | G | 24:40 | 2-6 | 0-3 | 1-2 | 0 5 5 | 1 1 | 5 | 4 | 4 | 3 | 0 | 0 | 10 |
| 1 | Sam Holberg | G | 22:37 | 1-3 | 1-3 | 0-0 | 1 2 3 | 1 2 | 3 | 1 | 2 | 4 | 0 | 0 | 14 |
| 9 | Jarron Coleman | G | 17:54 | 1-3 | 1-3 | 1-3 | 0 3 3 | 0 3 | 4 | 3 | 3 | 0 | 1 | 0 | 11 |
| 11 | Eli Rice | G | 22:18 | 4-9 | 3-6 | 5-8 | 0 4 4 | 1 5 | 16 | 0 | 0 | 0 | 0 | 1 | 11 |
| 21 | Metar Diop | G | 05:17 | 0-0 | 0-0 | 0-0 | 0 1 1 | 4 0 | 0 | 0 | 3 | 0 | 1 | 0 | -6 |
| 31 | Cale Jacobsen | G | 05:05 | 1-1 | 0-0 | 1-2 | 0 0 0 | 0 1 | 3 | 1 | 1 | 0 | 0 | 0 | 0 |
| 24 | Jeff Grace | G | 02:20 | 1-1 | 0-0 | 0-0 | 1 0 1 | 0 0 | 2 | 0 | 0 | 0 | 0 | 0 | 1 |
| 35 | Henry Burt | G | 01:40 | 1-1 | 0-0 | 0-2 | 0 1 1 | 0 0 | 1 | 2 | 0 | 0 | 0 | 0 | 2 |
| Team | | | | | | | 4 5 9 | | 0 | 0 | | | | | |
| Totals | | | | 23-56 | 10-28 | 25-36 | 16 39 55 | 17 26 | 81 | 15 | 18 | 7 | 5 | 3 | 27 |

Technical Fouls: NONE

| FAMU | | NEB | |
|--------------------------|---------------------------|----------------------------|----|
| Biggest lead | 1 (1 st 15:38) | 29 (2 nd 12:39) | |
| Best Scoring Run | 5 (2 nd 10:54) | 12 (1 st 12:12) | |
| Lead Changes | 1 | | |
| Times Tied | 0 | | |
| Time with Lead | 00:18 | 39:12 | |
| Points from Turnovers | | FAMU | |
| Paint | 26 | 24 | |
| Second Chance | 9 | 18 | |
| Fast Breaks | 3 | 9 | |
| Bench | 24 | 30 | |
| Period by Period Scoring | | FAMU | |
| 1st | 25 | 29 | 54 |
| Period by Period Scoring | | NEB | |
| 1st | 41 | 40 | 81 |

NEBRASKA 64, RIDER 50



Official Basketball Box Score - Final
Rider at Nebraska
11/15/23 Pinehick Bank Arena, Lincoln
Nebraska vs. Rider

Game Time: 7:05 PM
Game Duration: 1:57
Attendance: 13,478

Officials: Keith Kirtle, Amy Bonner, Marques Pettigrew

Rider - 50

Record: 1-2

| NO. | Name | Min | FG | 3P | FT | Rebounds | Fouls | TP | AS | TO | ST | Blocks | BS | BA | + | - | |
|--------|-----------------|---------|-------|------|-------|----------|-------|-----|----|----|----|--------|----|----|---|-----|-----|
| | | | M-A | M-A | M-A | OR | DR | TOT | PF | FD | | | | | | | |
| 14 | JT Langston Jr. | F 23:50 | 1-4 | 0-1 | 1-2 | 1 | 3 | 4 | 1 | 1 | 3 | 0 | 0 | 2 | 3 | 0 | |
| 33 | Taric Ingram | F 33:30 | 1-6 | 0-0 | 2-2 | 0 | 7 | 7 | 3 | 1 | 4 | 2 | 0 | 3 | 1 | -8 | |
| 2 | Allen Powell | G 35:16 | 2-13 | 1-8 | 0-0 | 0 | 2 | 2 | 2 | 1 | 5 | 3 | 0 | 2 | 0 | -8 | |
| 3 | Corey McKelthan | G 34:19 | 6-14 | 2-6 | 4-5 | 0 | 5 | 5 | 1 | 2 | 18 | 2 | 4 | 0 | 0 | -14 | |
| 35 | T.J. Weeks Jr. | G 28:56 | 2-9 | 1-5 | 1-1 | 1 | 4 | 5 | 4 | 1 | 6 | 0 | 1 | 2 | 0 | -12 | |
| 5 | Mervin James | G 19:44 | 4-7 | 2-3 | 0-0 | 2 | 3 | 5 | 5 | 1 | 10 | 1 | 2 | 1 | 0 | -8 | |
| 0 | DJ Dudley | G 14:41 | 1-3 | 0-2 | 2-2 | 0 | 3 | 3 | 0 | 1 | 4 | 0 | 2 | 0 | 0 | -1 | |
| 31 | Tyreek Weeks | G 01:52 | 0-0 | 0-0 | 0-0 | 0 | 0 | 0 | 0 | 0 | 0 | 0 | 0 | 0 | 0 | -4 | |
| 23 | Anthony McCall | G 07:52 | 0-0 | 0-0 | 0-0 | 0 | 1 | 0 | 2 | 1 | 0 | 2 | 0 | 0 | 0 | -5 | |
| Team | | | | | | 1 | 0 | 1 | | | 0 | 0 | | | | | |
| Totals | | | 17-56 | 6-25 | 10-12 | 7 | 27 | 34 | 18 | 9 | 50 | 8 | 11 | 10 | 5 | 0 | -14 |

Technical Fouls: James 2nd 13:21

Nebraska - 64

NEBRASKA 84, OREGON STATE 63



Official Basketball Box Score - Final
Oregon St. at Nebraska
11/18/23 Sanford Pavilion, Sioux Falls
2023-24 Men's Basketball

Game Time: 3:00 PM
Game Duration: 1:56
Attendance: 2,938

Officials: Kelly Pfeiffer, Rob Kueneman, Nate Harris

| Oregon St. - 63 | | Record: 3-1 | | | | | | | | | | | | |
|-----------------|------------------|-------------|-----------|-----------|-----------|-----------------------|----------------|----|----|----|----|-----------------|-----|-----|
| NO. | Name | Min | FG M-A | 3P M-A | FT M-A | Rebounds OR DR TOT | Fouls PF FO | TP | AS | TO | ST | Blocks BS BA | +/- | |
| 34 | Tyler Bilodeau | F 32:53 | 4-10 | 0-2 | 7-7 | 0 7 7 | 4 4 | 15 | 0 | 1 | 2 | 1 | 1 | -18 |
| 15 | Choi Marial | G 05:35 | 0-1 | 0-0 | 0-0 | 0 1 1 | 1 0 | 9 | 0 | 0 | 0 | 0 | 0 | -4 |
| 0 | Jordan Pope | G 35:41 | 8-12 | 3-5 | 6-6 | 2 1 3 | 1 5 | 25 | 3 | 3 | 0 | 0 | 1 | -21 |
| 1 | Christian Wright | G 19:40 | 2-5 | 1-2 | 1-2 | 0 1 1 | 3 2 | 6 | 2 | 2 | 0 | 0 | 0 | -4 |
| 4 | Dexter Akanno | G 14:42 | 0-7 | 0-4 | 0-0 | 0 1 1 | 2 2 | 0 | 0 | 0 | 0 | 1 | 0 | -15 |
| 24 | KC Ikwue | G 10:34 | 1-4 | 0-0 | 0-0 | 4 1 5 | 1 1 | 2 | 0 | 0 | 0 | 0 | 0 | -22 |
| 5 | Justin Rochelin | G 13:25 | 2-8 | 2-6 | 2-2 | 2 1 3 | 5 1 | 8 | 0 | 0 | 0 | 1 | 0 | 2 |
| 11 | DaJohn Craig | F 17:37 | 1-3 | 0-1 | 1-2 | 0 2 2 | 2 1 | 3 | 2 | 1 | 0 | 0 | 0 | -18 |
| 22 | Thomas Ndong | F 11:02 | 0-0 | 0-0 | 0-0 | 0 1 1 | 2 2 | 0 | 0 | 1 | 0 | 0 | 0 | 0 |
| 12 | Michael Rataj | G 09:39 | 0-3 | 0-1 | 0-0 | 1 1 2 | 0 0 | 0 | 1 | 0 | 0 | 0 | 0 | -4 |
| 3 | Gavin Marrs | G 12:51 | 1-1 | 0-0 | 0-0 | 0 1 1 | 0 1 | 2 | 0 | 0 | 1 | 0 | 0 | -3 |
| 2 | Josiah Lake II | G 13:31 | 0-0 | 0-0 | 2-2 | 0 1 1 | 1 1 | 2 | 1 | 0 | 0 | 0 | 0 | 1 |
| 14 | Jayden Stevens | G 02:50 | 0-0 | 0-0 | 0-0 | 0 1 1 | 0 0 | 0 | 0 | 0 | 0 | 0 | 0 | -9 |
| Team | | | | | | 0 2 2 | | 0 | 0 | | | | | |
| Totals | | | 19-54 | 6-22 | 19-21 | 9 22 31 | 23 19 | 63 | 11 | 9 | 4 | 3 | 3 | -21 |

Technical Fouls: NONE

| Shooting By Period | |
|---------------------|-------------|
| 1 st FG% | 9.30 30.0% |
| 3PT% | 7.13 8.3% |
| FT% | 5-5 100% |
| 2 nd FG% | 10.24 41.7% |
| 3PT% | 5-10 50.0% |
| FT% | 14-16 87.5% |
| GMFG% | 19-54 35.2% |
| 3PT% | 6-22 27.3% |
| FT% | 19-21 90.5% |

Dead Ball Rebounds: 0, 1

Technical Fouls: NONE

| Nebraska - 84 | | Record: 5-0 | | | | | | | | | | | | |
|---------------|--------------------|-------------|-----------|-----------|-----------|----------------------|----------------|----|----|----|----|-----------------|-----|--|
| NO. | Name | Min | FG M-A | 3P M-A | FT M-A | Rebounds CR OR TR | Fouls PF FO | TP | AS | TO | ST | Blocks BS BA | +/- | |
| 51 | Rienk Mast | F 26:53 | 5-12 | 0-2 | 5-6 | 6 7 13 | 2 5 | 15 | 2 | 0 | 0 | 0 | 22 | |
| 53 | Josiah Allick | F 24:59 | 2-6 | 0-0 | 4-6 | 2 2 4 | 3 5 | 8 | 0 | 1 | 2 | 0 | 17 | |
| 3 | Brice Williams | G 28:21 | 9-17 | 3-7 | 4-4 | 3 0 3 | 0 4 | 25 | 2 | 0 | 2 | 1 | 25 | |
| 10 | Jamarques Lawrence | G 22:45 | 1-3 | 0-0 | 1-1 | 0 5 5 | 2 1 | 3 | 3 | 0 | 0 | 0 | 14 | |
| 30 | Keisel Tominaga | G 25:09 | 3-6 | 2-3 | 0-0 | 0 2 2 | 2 0 | 8 | 2 | 2 | 2 | 0 | 19 | |
| 4 | Juwan Gary | G 20:58 | 5-10 | 1-4 | 1-2 | 4 6 10 | 3 2 | 12 | 2 | 2 | 1 | 2 | 7 | |
| 0 | C.J. Wilcher | G 12:44 | 1-2 | 1-2 | 0-0 | 0 0 0 | 1 3 | 1 | 0 | 0 | 0 | 0 | 0 | |
| 1 | Sam Holberg | F 11:48 | 2-4 | 1-3 | 0-0 | 0 0 0 | 3 1 | 5 | 0 | 1 | 0 | 0 | 6 | |
| 9 | Jarron Coleman | G 14:50 | 0-2 | 0-2 | 1-2 | 0 2 2 | 1 2 | 1 | 3 | 0 | 1 | 0 | 0 | |
| 11 | Eli Rice | G 02:25 | 0-1 | 0-0 | 0-0 | 0 0 0 | 0 0 | 0 | 0 | 0 | 0 | 0 | -3 | |
| 21 | Matar Diop | G 02:25 | 1-1 | 0-0 | 0-0 | 0 2 2 | 0 1 | 2 | 1 | 0 | 0 | 0 | 0 | |
| 3 | Cale Jacobsen | G 02:25 | 1-1 | 0-0 | 0-2 | 0 0 0 | 2 1 | 2 | 0 | 0 | 0 | 0 | -3 | |
| 24 | Jeff Grace | G 01:09 | 0-0 | 0-0 | 0-0 | 0 0 0 | 0 0 | 0 | 0 | 0 | 0 | 0 | -3 | |
| 35 | Henry Burt | G 01:09 | 0-0 | 0-0 | 0-0 | 0 0 0 | 0 0 | 0 | 0 | 0 | 0 | 0 | -3 | |
| Team | | | | | | 2 1 3 | | 0 | 0 | 0 | | | | |
| Totals | | | 30-65 | 8-24 | 16-26 | 17 27 44 | 19 23 | 84 | 16 | 6 | 8 | 3 | 21 | |

Technical Fouls: NONE

| | OSU | NEB | Points from | OSU | NEB | Period by Period Scoring | | | |
|------------------|---------------------------|----------------------------|---------------|-----|-----|--------------------------|-----|-----|-----|
| Biggest lead | 6 (1 st 18:12) | 31 (2 nd 14:06) | Turnovers | 5 | 14 | | 1st | 2nd | TOT |
| Best Scoring Run | 7 (2 nd 11:15) | 20 (1 st 3:21) | Paint | 16 | 38 | | | | |
| Lead Changes | | 1 | Second Chance | 6 | 22 | OSU | 24 | 39 | 63 |
| Times Tied | | 0 | Fast Breaks | 5 | 21 | | | | |
| Time with Lead | 06:21 | 33:14 | Bench | 17 | 25 | NEB | 44 | 40 | 84 |

NEBRASKA 89, DUQUESNE 79



Official Basketball Box Score - Final
Duquesne at Nebraska
11/22/23 Pinnacle Bank Arena, Lincoln
Nebraska vs. Duquesne

Game Time: 7:01 PM
Game Duration: 2:14
Attendance: 14,426

Officials: Rob Kueneman, WI Howard, Lewis Garrison

| Duquesne - 79 | | Record: 4-2 | | | | | | | | | | | | |
|---------------|-----------------|-------------|-----------|-----------|-----------|-----------------------|----------------|----|----|----|----|-----------------|-----|--|
| NO. | Name | Min | FG M-A | 3P M-A | FT M-A | Rebounds OR DR TOT | Fouls PF FO | TP | AS | TO | ST | Blocks BS BA | +/- | |
| 5 | Haili Barrs | F 21:54 | 1-3 | 0-0 | 0-0 | 1 2 3 | 2 0 | 2 | 0 | 0 | 0 | 3 | -11 | |
| 23 | Andrej Savrasov | F 14:05 | 1-3 | 1-2 | 0-0 | 0 3 3 | 2 1 | 3 | 0 | 1 | 0 | 0 | -18 | |
| 1 | Jimmy Clark III | G 24:44 | 5-13 | 1-5 | 4-4 | 1 3 4 | 5 2 | 15 | 2 | 1 | 0 | 0 | -8 | |
| 3 | Dae Dae Grant | G 38:04 | 7-16 | 1-8 | 9-9 | 1 2 3 | 1 6 | 24 | 3 | 0 | 0 | 0 | -7 | |
| 32 | Kareem Rozier | G 30:10 | 6-10 | 4-8 | 0-0 | 1 0 1 | 4 0 | 16 | 1 | 1 | 1 | 0 | -7 | |
| 3 | Hassan Drame | 14:22 | 0-5 | 0-2 | 0-0 | 2 4 6 | 2 1 | 0 | 1 | 0 | 0 | 0 | -4 | |
| 34 | Fousseyni Drame | 29:33 | 5-7 | 1-2 | 1-2 | 2 6 8 | 1 1 | 12 | 0 | 2 | 0 | 0 | -2 | |
| 2 | David Dixon | 11:48 | 3-3 | 0-0 | 1-2 | 4 2 6 | 5 1 | 7 | 0 | 0 | 0 | 1 | 0 | |
| 55 | Kallon Nicholls | 06:10 | 0-1 | 0-0 | 0-0 | 0 1 1 | 1 1 | 0 | 0 | 0 | 0 | 0 | 0 | |
| 7 | Jakub Necas | 09:10 | 0-2 | 0-2 | 0-0 | 1 0 1 | 1 0 | 0 | 1 | 1 | 0 | 0 | -7 | |
| Team | | | | | | 1 0 1 | | 0 | | | | | | |
| Totals | | | 28-63 | 8-29 | 15-17 | 14 23 37 | 24 13 | 79 | 8 | 6 | 1 | 4 | -10 | |

Technical Fouls: Clark III 2nd 2:10 Team 2nd 0:17

| Nebraska - 89 | | | Record: 6-0 | | | | | | | | | | | | |
|--------------------|--------------------|---------|------------------|-----------|-----------|-----------------------|----------------|----|----|----|----|-----------------|-----|--|--|
| NO. | Name | Min | FG M-A | 3P M-A | FT M-A | Rebounds OR DR TOT | Fouls PF FO | TP | AS | TO | ST | Blocks BS BA | +/- | | |
| 51 | Rienk Mast | F 30:39 | 2-6 | 0-2 | 6-6 | 2 4 6 | 3 3 10 | 3 | 2 | 0 | 0 | 1 | -5 | | |
| 53 | Josiah Allick | F 22:57 | 3-5 | 1-1 | 5-7 | 2 5 7 | 0 6 12 | 5 | 0 | 0 | 0 | 0 | 14 | | |
| 3 | Brice Williams | G 30:06 | 3-6 | 1-3 | 4-4 | 0 1 1 | 3 4 11 | 1 | 0 | 0 | 0 | 0 | 0 | | |
| 10 | Jamarques Lawrence | G 26:22 | 2-4 | 2-4 | 0-0 | 0 2 2 | 1 0 6 | 3 | 0 | 0 | 0 | 0 | -2 | | |
| 30 | Keisel Tominaga | G 23:15 | 6-12 | 2-7 | 9-10 | 0 2 2 | 1 6 23 | 0 | 0 | 0 | 0 | 0 | -3 | | |
| 0 | C.J. Wilcher | G 16:17 | 1-2 | 0-1 | 0-0 | 0 2 2 | 1 1 2 | 1 | 0 | 1 | 0 | 0 | 0 | | |
| 1 | Sam Holberg | 14:43 | 1-3 | 1-1 | 0-0 | 0 0 0 | 0 0 3 | 0 | 0 | 0 | 0 | 1 | 2 | | |
| 4 | Juwan Gary | 22:03 | 7-10 | 2-4 | 4-4 | 2 3 5 | 3 2 20 | 1 | 0 | 0 | 0 | 0 | 10 | | |
| 9 | Jarron Coleman | 13:38 | 1-5 | 0-1 | 0-0 | 1 1 2 | 1 1 2 | 4 | 0 | 0 | 0 | 1 | 12 | | |
| Team | | | | | | 0 2 2 | | | | 0 | | | | | |
| Totals | | | 26-53 9-24 28-31 | | | 7 22 29 | 13 23 89 | 18 | 2 | 1 | 2 | 4 | 10 | | |
| Technical Fouls: 0 | | | | | | | | | | | | | | | |

Technical Fouls: NONE

| | DUQ | | NEB | | Points from | | DUQ | | NEB | | Period by Period Scoring | | | |
|------------------|---------------------------|--|----------------------------|--|---------------|--|-----|----|-----|--|--------------------------|--|--|--|
| Biggest lead | 6 (1 st 12:37) | | 17 (2 nd 6:57) | | Turnovers | | 3 | 7 | | | | | | |
| Best Scoring Run | 10 (2 nd 4:31) | | 13 (2 nd 10:22) | | Paint | | 34 | 32 | | | | | | |
| Lead Changes | | | 9 | | Second Chance | | 16 | 8 | | | | | | |
| Times Tied | | | 7 | | Fast Breaks | | 10 | 8 | | | | | | |
| Time with Lead | 18:48 | | 18:21 | | Bench | | 19 | 27 | | | | | | |
| | | | | | | | | | | | | | | |
| | | | | | | | | | | | | | | |
| | | | | | | | | | | | | | | |
| | | | | | | | | | | | | | | |
| | | | | | | | | | | | | | | |
| | | | | | | | | | | | | | | |
| | | | | | | | | | | | | | | |
| | | | | | | | | | | | | | | |
| | | | | | | | | | | | | | | |
| | | | | | | | | | | | | | | |
| | | | | | | | | | | | | | | |
| | | | | | | | | | | | | | | |
| | | | | | | | | | | | | | | |
| | | | | | | | | | | | | | | |
| | | | | | | | | | | | | | | |
| | | | | | | | | | | | | | | |
| | | | | | | | | | | | | | | |
| | | | | | | | | | | | | | | |
| | | | | | | | | | | | | | | |
| | | | | | | | | | | | | | | |
| | | | | | | | | | | | | | | |
| | | | | | | | | | | | | | | |
| | | | | | | | | | | | | | | |
| | | | | | | | | | | | | | | |
| | | | | | | | | | | | | | | |
| | | | | | | | | | | | | | | |
| | | | | | | | | | | | | | | |
| | | | | | | | | | | | | | | |
| | | | | | | | | | | | | | | |
| | | | | | | | | | | | | | | |
| | | | | | | | | | | | | | | |
| | | | | | | | | | | | | | | |
| | | | | | | | | | | | | | | |
| | | | | | | | | | | | | | | |
| | | | | | | | | | | | | | | |
| | | | | | | | | | | | | | | |
| | | | | | | | | | | | | | | |
| | | | | | | | | | | | | | | |
| | | | | | | | | | | | | | | |
| | | | | | | | | | | | | | | |
| | | | | | | | | | | | | | | |
| | | | | | | | | | | | | | | |
| | | | | | | | | | | | | | | |
| | | | | | | | | | | | | | | |
| | | | | | | | | | | | | | | |
| | | | | | | | | | | | | | | |
| | | | | | | | | | | | | | | |
| | | | | | | | | | | | | | | |
| | | | | | | | | | | | | | | |
| | | | | | | | | | | | | | | |
| | | | | | | | | | | | | | | |
| | | | | | | | | | | | | | | |
| | | | | | | | | | | | | | | |
| | | | | | | | | | | | | | | |
| | | | | | | | | | | | | | | |
| | | | | | | | | | | | | | | |
| | | | | | | | | | | | | | | |
| | | | | | | | | | | | | | | |
| | | | | | | | | | | | | | | |
| | | | | | | | | | | | | | | |
| | | | | | | | | | | | | | | |
| | | | | | | | | | | | | | | |
| | | | | | | | | | | | | | | |
| | | | | | | | | | | | | | | |
| | | | | | | | | | | | | | | |
| | | | | | | | | | | | | | | |
| | | | | | | | | | | | | | | |
| | | | | | | | | | | | | | | |
| | | | | | | | | | | | | | | |
| | | | | | | | | | | | | | | |
| | | | | | | | | | | | | | | |
| | | | | | | | | | | | | | | |
| | | | | | | | | | | | | | | |
| | | | | | | | | | | | | | | |
| | | | | | | | | | | | | | | |
| | | | | | | | | | | | | | | |
| | | | | | | | | | | | | | | |
| | | | | | | | | | | | | | | |
| | | | | | | | | | | | | | | |
| | | | | | | | | | | | | | | |
| | | | | | | | | | | | | | | |
| | | | | | | | | | | | | | | |
| | | | | | | | | | | | | | | |
| | | | | | | | | | | | | | | |
| | | | | | | | | | | | | | | |
| | | | | | | | | | | | | | | |
| | | | | | | | | | | | | | | |
| | | | | | | | | | | | | | | |
| | | | | | | | | | | | | | | |
| | | | | | | | | | | | | | | |
| | | | | | | | | | | | | | | |
| | | | | | | | | | | | | | | |
| | | | | | | | | | | | | | | |
| | | | | | | | | | | | | | | |
| | | | | | | | | | | | | | | |
| | | | | | | | | | | | | | | |
| | | | | | | | | | | | | | | |
| | | | | | | | | | | | | | | |
| | | | | | | | | | | | | | | |
| | | | | | | | | | | | | | | |
| | | | | | | | | | | | | | | |
| | | | | | | | | | | | | | | |
| | | | | | | | | | | | | | | |
| | | | | | | | | | | | | | | |
| | | | | | | | | | | | | | | |
| | | | | | | | | | | | | | | |
| | | | | | | | | | | | | | | |
| | | | | | | | | | | | | | | |
| | | | | | | | | | | | | | | |
| | | | | | | | | | | | | | | |
| | | | | | | | | | | | | | | |
| | | | | | | | | | | | | | | |
| | | | | | | | | | | | | | | |
| | | | | | | | | | | | | | | |
| | | | | | | | | | | | | | | |
| | | | | | | | | | | | | | | |
| | | | | | | | | | | | | | | |
| | | | | | | | | | | | | | | |
| | | | | | | | | | | | | | | |
| | | | | | | | | | | | | | | |
| | | | | | | | | | | | | | | |
| | | | | | | | | | | | | | | |
| | | | | | | | | | | | | | | |
| | | | | | | | | | | | | | | |
| | | | | | | | | | | | | | | |
| | | | | | | | | | | | | | | |
| | | | | | | | | | | | | | | |
| | | | | | | | | | | | | | | |
| | | | | | | | | | | | | | | |
| | | | | | | | | | | | | | | |
| | | | | | | | | | | | | | | |
| | | | | | | | | | | | | | | |
| | | | | | | | | | | | | | | |
| | | | | | | | | | | | | | | |
| | | | | | | | | | | | | | | |
| | | | | | | | | | | | | | | |
| | | | | | | | | | | | | | | |
| | | | | | | | | | | | | | | |
| | | | | | | | | | | | | | | |
| | | | | | | | | | | | | | | |
| | | | | | | | | | | | | | | |
| | | | | | | | | | | | | | | |
| | | | | | | | | | | | | | | |
| | | | | | | | | | | | | | | |
| | | | | | | | | | | | | | | |
| | | | | | | | | | | | | | | |
| | | | | | | | | | | | | | | |
| | | | | | | | | | | | | | | |
| | | | | | | | | | | | | | | |
| | | | | | | | | | | | | | | |
| | | | | | | | | | | | | | | |
| | | | | | | | | | | | | | | |
| | | | | | | | | | | | | | | |
| | | | | | | | | | | | | | | |
| | | | | | | | | | | | | | | |
| | | | | | | | | | | | | | | |
| | | | | | | | | | | | | | | |
| | | | | | | | | | | | | | | |
| | | | | | | | | | | | | | | |
| | | | | | | | | | | | | | | |
| | | | | | | | | | | | | | | |
| | | | | | | | | | | | | | | |
| | | | | | | | | | | | | | | |
| | | | | | | | | | | | | | | |
| | | | | | | | | | | | | | | |
| | | | | | | | | | | | | | | |
| | | | | | | | | | | | | | | |
| | | | | | | | | | | | | | | |
| | | | | | | | | | | | | | | |
| | | | | | | | | | | | | | | |
| | | | | | | | | | | | | | | |
| | | | | | | | | | | | | | | |
| | | | | | | | | | | | | | | |
| | | | | | | | | | | | | | | |
| | | | | | | | | | | | | | | |
| | | | | | | | | | | | | | | |
| | | | | | | | | | | | | | | |
| | | | | | | | | | | | | | | |
| | | | | | | | | | | | | | | |
| | | | | | | | | | | | | | | |
| | | | | | | | | | | | | | | |
| | | | | | | | | | | | | | | |
| | | | | | | | | | | | | | | |
| | | | | | | | | | | | | | | |
| | | | | | | | | | | | | | | |
| | | | | | | | | | | | | | | |
| | | | | | | | | | | | | | | |
| | | | | | | | | | | | | | | |
| | | | | | | | | | | | | | | |
| | | | | | | | | | | | | | | |
| | | | | | | | | | | | | | | |
| | | | | | | | | | | | | | | |
| | | | | | | | | | | | | | | |
| | | | | | | | | | | | | | | |
| | | | | | | | | | | | | | | |
| | | | | | | | | | | | | | | |
| | | | | | | | | | | | | | | |
| | | | | | | | | | | | | | | |
| | | | | | | | | | | | | | | |
| | | | | | | | | | | | | | | |
| | | | | | | | | | | | | | | |
| | | | | | | | | | | | | | | |
| | | | | | | | | | | | | | | |
| | | | | | | | | | | | | | | |
| | | | | | | | | | | | | | | |
| | | | | | | | | | | | | | | |
| | | | | | | | | | | | | | | |
| | | | | | | | | | | | | | | |
| | | | | | | | | | | | | | | |
| | | | | | | | | | | | | | | |
| | | | | | | | | | | | | | | |
| | | | | | | | | | | | | | | |
| | | | | | | | | | | | | | | |
| | | | | | | | | | | | | | | |
| | | | | | | | | | | | | | | |
| | | | | | | | | | | | | | | |
| | | | | | | | | | | | | | | |
| | | | | | | | | | | | | | | |
| | | | | | | | | | | | | | | |
| | | | | | | | | | | | | | | |
| | | | | | | | | | | | | | | |
| | | | | | | | | | | | | | | |
| | | | | | | | | | | | | | | |
| | | | | | | | | | | | | | | |
| | | | | | | | | | | | | | | |
| | | | | | | | | | | | | | | |
| | | | | | | | | | | | | | | |
| | | | | | | | | | | | | | | |
| | | | | | | | | | | | | | | |
| | | | | | | | | | | | | | | |
| | | | | | | | | | | | | | | |
| | | | | | | | | | | | | | | |
| | | | | | | | | | | | | | | |
| | | | | | | | | | | | | | | |
| | | | | | | | | | | | | | | |
| | | | | | | | | | | | | | | |
| | | | | | | | | | | | | | | |
| | | | | | | | | | | | | | | |
| | | | | | | | | | | | | | | |
| | | | | | | | | | | | | | | |
| | | | | | | | | | | | | | | |
| | | | | | | | | | | | | | | |
| | | | | | | | | | | | | | | |
| | | | | | | | | | | | | | | |
| | | | | | | | | | | | | | | |
| | | | | | | | | | | | | | | |
| | | | | | | | | | | | | | | |
| | | | | | | | | | | | | | | |
| | | | | | | | | | | | | | | |
| | | | | | | | | | | | | | | |
| | | | | | | | | | | | | | | |
| | | | | | | | | | | | | | | |
| | | | | | | | | | | | | | | |
| | | | | | | | | | | | | | | |
| | | | | | | | | | | | | | | |
| | | | | | | | | | | | | | | |
| | | | | | | | | | | | | | | |
| | | | | | | | | | | | | | | |
| | | | | | | | | | | | | | | |
| | | | | | | | | | | | | | | |
| | | | | | | | | | | | | | | |
| | | | | | | | | | | | | | | |
| | | | | | | | | | | | | | | |
| | | | | | | | | | | | | | | |
| | | | | | | | | | | | | | | |
| | | | | | | | | | | | | | | |
| | | | | | | | | | | | | | | |
| | | | | | | | | | | | | | | |
| | | | | | | | | | | | | | | |
| | | | | | | | | | | | | | | |
| | | | | | | | | | | | | | | |
| | | | | | | | | | | | | | | |
| | | | | | | | | | | | | | | |
| | | | | | | | | | | | | | | |
| | | | | | | | | | | | | | | |
| | | | | | | | | | | | | | | |
| | | | | | | | | | | | | | | |
| | | | | | | | | | | | | | | |
| | | | | | | | | | | | | | | |
| | | | | | | | | | | | | | | |
| | | | | | | | | | | | | | | |
| | | | | | | | | | | | | | | |
| | | | | | | | | | | | | | | |
| | | | | | | | | | | | | | | |
| | | | | | | | | | | | | | | |
| | | | | | | | | | | | | | | |
| | | | | | | | | | | | | | | |
| | | | | | | | | | | | | | | |
| | | | | | | | | | | | | | | |
| | | | | | | | | | | | | | | |
| | | | | | | | | | | | | | | |
| | | | | | | | | | | | | | | |
| | | | | | | | | | | | | | | |
| | | | | | | | | | | | | | | |
| | | | | | | | | | | | | | | |
| | | | | | | | | | | | | | | |
| | | | | | | | | | | | | | | |
| | | | | | | | | | | | | | | |
| | | | | | | | | | | | | | | |
| | | | | | | | | | | | | | | |
| | | | | | | | | | | | | | | |
| | | | | | | | | | | | | | | |
| | | | | | | | | | | | | | | |
| | | | | | | | | | | | | | | |
| | | | | | | | | | | | | | | |
| | | | | | | | | | | | | | | |
| | | | | | | | | | | | | | | |
| | | | | | | | | | | | | | | |
| | | | | | | | | | | | | | | |
| | | | | | | | | | | | | | | |
| | | | | | | | | | | | | | | |
| | | | | | | | | | | | | | | |
| | | | | | | | | | | | | | | |
| | | | | | | | | | | | | | | |
| | | | | | | | | | | | | | | |
| | | | | | | | | | | | | | | |
| | | | | | | | | | | | | | | |
| | | | | | | | | | | | | | | |
| | | | | | | | | | | | | | | |
| | | | | | | | | | | | | | | |
| | | | | | | | | | | | | | | |
| | | | | | | | | | | | | | | |
| | | | | | | | | | | | | | | |
| | | | | | | | | | | | | | | |
| | | | | | | | | | | | | | | |
| | | | | | | | | | | | | | | |
| | | | | | | | | | | | | | | |
| | | | | | | | | | | | | | | |
| | | | | | | | | | | | | | | |
| | | | | | | | | | | | | | | |
| | | | | | | | | | | | | | | |
| | | | | | | | | | | | | | | |
| | | | | | | | | | | | | | | |
| | | | | | | | | | | | | | | |
| | | | | | | | | | | | | | | |
| | | | | | | | | | | | | | | |
| | | | | | | | | | | | | | | |
| | | | | | | | | | | | | | | |
| | | | | | | | | | | | | | | |
| | | | | | | | | | | | | | | |
| | | | | | | | | | | | | | | |
| | | | | | | | | | | | | | | |
| | | | | | | | | | | | | | | |
| | | | | | | | | | | | | | | |
| | | | | | | | | | | | | | | |
| | | | | | | | | | | | | | | |
| | | | | | | | | | | | | | | |
| | | | | | | | | | | | | | | |
| | | | | | | | | | | | | | | |
| | | | | | | | | | | | | | | |
| | | | | | | | | | | | | | | |
| | | | | | | | | | | | | | | |
| | | | | | | | | | | | | | | |
| | | | | | | | | | | | | | | |
| | | | | | | | | | | | | | | |
| | | | | | | | | | | | | | | |
| | | | | | | | | | | | | | | |
| | | | | | | | | | | | | | | |
| | | | | | | | | | | | | | | |
| | | | | | | | | | | | | | | |
| | | | | | | | | | | | | | | |

NEBRASKA 85, CAL STATE FULLERTON 72



Official Basketball Box Score - Final
Cal St. Fullerton at Nebraska
11/22/23 Pinnacle Bank Arena, Lincoln
Nebraska vs. Cal State Fullerton

Game Time: 1:01 PM
Game Duration: 1:51
Attendance: 14,771

Officials: Bret Smith, Alfred Smith, Jourdan Love

| Cal St. Fullerton - 72 | | Record: 2-4 | | | | | | | | | | | | |
|------------------------|------------------|-------------|-----------|-----------|-----------|-----------------------|----------------|----|----|----|----|-----------------|-----|--|
| NO. | Name | Min | FG M-A | 3P M-A | FT M-A | Rebounds OR DR TOT | Fouls PF FO | TP | AS | TO | ST | Blocks BS BA | +/- | |
| 3 | Bert Kabamba | F 20:44 | 0-2 | 0-0 | 0-0 | 2 4 6 | 3 0 | 0 | 2 | 3 | 0 | 0 | -13 | |
| 13 | Vincent Lee | F 16:39 | 3-5 | 0-0 | 2-2 | 1 0 1 | 0 1 | 8 | 0 | 0 | 1 | 2 | 5 | |
| 2 | Max Jones | G 31:10 | 10-19 | 5-7 | 0-0 | 0 3 3 | 1 6 | 30 | 3 | 1 | 4 | 1 | 0 | |
| 7 | Dominic Brewton | G 31:41 | 5-16 | 0-3 | 0-0 | 1 4 5 | 1 1 | 10 | 1 | 2 | 2 | 0 | -20 | |
| 21 | Grayson Carper | G 36:15 | 2-8 | 2-8 | 0-0 | 3 4 7 | 2 0 | 6 | 1 | 1 | 0 | 0 | -8 | |
| 24 | Kendrick De Luna | G 12:47 | 0-2 | 0-0 | 0-0 | 1 0 1 | 2 0 | 0 | 0 | 0 | 0 | 1 | -16 | |
| 0 | Jalen Cooper | G 15:12 | 1-2 | 0-0 | 0-0 | 1 2 3 | 3 0 | 2 | 1 | 1 | 0 | 0 | -5 | |
| 5 | Donovan Oday | G 27:21 | 7-13 | 2-4 | 0-0 | 1 2 3 | 4 0 | 16 | 1 | 2 | 1 | 0 | 0 | |
| 12 | Zachary Visentin | G 08:11 | 0-0 | 0-0 | 0-0 | 2 0 2 | 1 1 | 0 | 0 | 1 | 0 | 0 | 0 | |
| Team | | | | | | 3 1 4 | | 0 | 0 | 0 | | | | |
| Totals | | | 28-67 | 9-22 | 7-9 | 15 20 35 | 17 9 | 72 | 9 | 12 | 8 | 5 | -13 | |
| Technical Fouls: NONE | | | | | | | | | | | | | | |

Technical Fouls: NONE

| Nebraska - 85 | | | Record: 7-0 | | | | | | | | | | | | |
|-----------------------|--------------------|---------|-------------|-----------|-----------|-----------------------|----------------|----|----|----|----|-----------------|------|--|--|
| NO. | Name | Min | FG M-A | 3P M-A | FT M-A | Rebounds OR DR TOT | Fouls PF FO | TP | AS | TO | ST | Blocks BS BA | +/- | | |
| 51 | Rienk Mast | F 28:54 | 8-12 | 3-3 | 0-0 | 4 5 9 | 0 1 | 19 | 3 | 2 | 0 | 0 | 10 | | |
| 53 | Josiah Allick | F 23:17 | 1-3 | 0-1 | 4-4 | 1 3 4 | 0 3 | 6 | 1 | 1 | 0 | 1 | 14 | | |
| 3 | Brice Williams | G 29:48 | 4-9 | 2-5 | 4-4 | 0 2 2 | 3 4 | 14 | 3 | 1 | 0 | 2 | 12 | | |
| 10 | Jamarques Lawrence | G 27:25 | 4-10 | 1-5 | 2-2 | 1 1 2 | 1 1 | 11 | 6 | 0 | 1 | 0 | 6 | | |
| 30 | Keisel Tominaga | G 25:22 | 5-5 | 3-3 | 4-4 | 1 3 4 | 0 4 | 17 | 0 | 1 | 0 | 0 | 15 | | |
| 4 | Juwan Gary | G 24:46 | 3-10 | 2-7 | 5-6 | 2 4 6 | 0 4 | 13 | 1 | 0 | 2 | 0 | 6 | | |
| 9 | Jarron Coleman | G 08:31 | 0-2 | 0-1 | 0-0 | 0 2 2 | 1 0 | 0 | 2 | 4 | 0 | 0 | 0 | | |
| 0 | C.J. Wilcher | G 16:37 | 2-6 | 1-5 | 0-0 | 1 2 3 | 1 | 0 | 5 | 1 | 0 | 0 | 8 | | |
| 1 | Sam Holberg | G 15:20 | 0-1 | 0-0 | 0-0 | 0 2 2 | 3 0 | 0 | 1 | 0 | 0 | 0 | 1 | | |
| Team | | | | | | 1 1 2 | | 0 | 0 | | | | | | |
| Totals | | | 27-58 | 12-30 | 19-22 | 11 25 36 | 9 17 | 85 | 18 | 3 | 3 | 3 | 5 13 | | |
| Technical Fouls: NONE | | | | | | | | | | | | | | | |

2023-24 BOXSCORES

MINNESOTA 76, NEBRASKA 65



Official Basketball Box Score - Final
Nebraska at Minnesota
12/09/23 Wilmar Arena, Minneapolis
2023-24 Men's Basketball

Game Time: 8:00 PM
Game Duration: 2:06
Attendance: 6,899

Officials: D.J. Carstensen, Terry Ogelsby, John Floyd

Nebraska - 65

Record: 7-2 (0-1)

| NO. | Name | Min | FG M-A | 3P M-A | FT M-A | Rebounds OR DR TOT | Fouls PF FO | TP | AS | TO | ST | Blocks BS BA | +/- | | | |
|--------|--------------------|---------|-----------|-----------|-----------|-----------------------|----------------|----|----|----|----|-----------------|-----|---|-----|-----|
| 51 | Rienk Mast | F 30:05 | 2-7 | 0-2 | 0-0 | 2 | 3 | 5 | 3 | 0 | 4 | 3 | 1 | 0 | 1 | |
| 53 | Josiah Allick | F 21:30 | 1-2 | 0-0 | 1-2 | 0 | 3 | 3 | 0 | 1 | 3 | 1 | 2 | 0 | 0 | |
| 3 | Brice Williams | G 30:28 | 8-16 | 1-3 | 1-2 | 3 | 3 | 6 | 5 | 1 | 18 | 4 | 3 | 1 | -8 | |
| 10 | Jamarques Lawrence | G 32:56 | 5-9 | 3-5 | 3-4 | 1 | 6 | 7 | 3 | 2 | 16 | 1 | 7 | 1 | 0 | |
| 30 | Keisei Tominaga | G 24:04 | 0-5 | 0-4 | 4-4 | 0 | 0 | 0 | 2 | 1 | 4 | 0 | 1 | 0 | -11 | |
| 0 | C.J. Wilcher | 18:07 | 3-6 | 1-2 | 2-2 | 1 | 2 | 3 | 2 | 2 | 9 | 2 | 1 | 0 | 2 | |
| 4 | Juwan Gary | 30:54 | 5-7 | 0-1 | 1-1 | 2 | 2 | 4 | 3 | 1 | 11 | 2 | 2 | 0 | -4 | |
| 1 | Sam Holberg | 08:28 | 0-0 | 0-0 | 0-0 | 0 | 0 | 0 | 0 | 0 | 0 | 2 | 0 | 0 | -9 | |
| 9 | Jarron Coleman | 03:25 | 0-1 | 0-1 | 0-0 | 0 | 0 | 0 | 0 | 2 | 0 | 0 | 0 | 0 | 4 | |
| 31 | Cale Jacobsen | 00:03 | 0-0 | 0-0 | 0-0 | 0 | 0 | 0 | 1 | 0 | 0 | 0 | 0 | 0 | -1 | |
| Team | | | | | | 1 | 3 | 4 | | | 0 | 0 | | | | |
| Totals | | | 24-53 | 5-18 | 12-15 | 10 | 22 | 32 | 21 | 8 | 65 | 15 | 18 | 7 | 1 | -11 |

Technical Fouls: NONE

Minnesota - 76

Record: 6-3 (1-1)

| NO. Name | Min | FG M-A | 3P M-A | FT M-A | Rebounds OR DR TOT | Fouls PF FD | TP | AS | TO | ST | Blocks BS BA | +/- | | | | |
|----------------------|---------|-----------|-----------|-----------|-----------------------|----------------|----|----|----|----|-----------------|-----|----|---|---|-----|
| 1 Joshua Ola-Joseph | F 22:40 | 6-8 | 1-1 | 2-2 | 5 | 0 | 5 | 0 | 1 | 15 | 2 | 2 | 0 | 1 | 0 | 7 |
| 3 Dawson Garcia | F 06:45 | 0-0 | 0-0 | 0-0 | 0 | 2 | 2 | 0 | 0 | 0 | 0 | 0 | 0 | 0 | 0 | 1 |
| 0 Elijah Hawkins | G 34:50 | 2-4 | 2-3 | 6-10 | 1 | 5 | 6 | 2 | 6 | 12 | 11 | 4 | 1 | 1 | 0 | 22 |
| 4 Braeden Carrington | G 32:23 | 4-10 | 1-4 | 4-5 | 1 | 4 | 5 | 3 | 6 | 13 | 2 | 2 | 3 | 1 | 0 | 7 |
| 24 Cam Christie | G 25:04 | 3-8 | 2-7 | 1-2 | 0 | 3 | 3 | 1 | 1 | 9 | 1 | 1 | 0 | 1 | 0 | 4 |
| 21 Pharell Payne | 35:19 | 5-6 | 0-0 | 2-6 | 1 | 3 | 4 | 2 | 4 | 12 | 1 | 3 | 1 | 2 | 1 | 11 |
| 2 Mike Mitchell Jr. | 23:28 | 5-14 | 2-8 | 0-0 | 0 | 0 | 0 | 1 | 0 | 12 | 0 | 2 | 5 | 0 | 0 | 5 |
| 5 Isaiah Ihnen | 09:29 | 0-2 | 0-2 | 1-2 | 2 | 1 | 3 | 0 | 2 | 1 | 0 | 0 | 0 | 0 | 0 | -11 |
| 23 Parker Fox | 10:02 | 0-1 | 0-0 | 2-2 | 0 | 0 | 0 | 0 | 1 | 2 | 1 | 2 | 0 | 1 | 0 | 9 |
| Team | | | | | 3 | 1 | 4 | | | 0 | 0 | | | | | |
| Totals | | 25-53 | 8-25 | 18-29 | 13 | 19 | 32 | 9 | 21 | 76 | 18 | 16 | 10 | 7 | 1 | 11 |

Technical Fouls: Mitchell Jr. 2nd 7/42

| | NEB | UMN | | | | |
|------------------|---------------------------|----------------------------|--------------------------|--------|--------|-----|
| Biggest lead | 17 (1 st 1:13) | 11 (2 nd 0:32) | Points from Turnovers | NEB 21 | UMN 24 | |
| Best Scoring Run | 9 (1 st 3:37) | 13 (2 nd 13:14) | Paint | 32 | 24 | |
| Lead Changes | | | Second Chance | 8 | 14 | |
| Times Tied | 5 | | Fast Breaks | 8 | 11 | |
| Time with Lead | 19:42 | 16:55 | Bench | 20 | 27 | |
| | | | Period by Period Scoring | | | |
| | | | | 1st | 2nd | TOT |
| | | | NEB | 39 | 26 | 65 |
| | | | UMN | 24 | 52 | 76 |

NEBRASKA 77, MICHIGAN STATE 70



Official Basketball Box Score - Final
Michigan St. at Nebraska
12/09/23 Thrasher Bank Arena, Lincoln
Nebraska vs. Michigan State

Game Time: 5:37 PM
Game Duration: 2:20
Attendance: 14,585

Officials: Brian Dorsey, Tim Comer, Brett Smith

Michigan St. - 70

Record: 4-5 (0-2)

| NO. | Name | Min | FG M-A | 3P M-A | FT M-A | Rebounds OR DR TOT | Fouls PF FD | TP | AS | TO | ST | Blocks BS BA | +/- | |
|--------|------------------|---------|-----------|-----------|-----------|-----------------------|----------------|----|----|----|----|-----------------|-----------------------|--|
| 25 | Malik Hall | F 33:51 | 7-14 | 1-2 | 7-7 | 2 5 7 | 4 2 2 | 22 | 3 | 0 | 1 | 2 | 0 | |
| 22 | Mady Sissoko | C 12:59 | 0-0 | 0-0 | 0-0 | 1 2 3 | 2 1 1 | 0 | 1 | 0 | 0 | 0 | -4 | |
| 2 | Tyson Walker | G 35:01 | 7-18 | 3-8 | 0-0 | 0 4 4 | 2 2 17 | 17 | 2 | 2 | 1 | 0 | -7 | |
| 3 | Jaden Atkins | G 28:14 | 4-7 | 2-4 | 0-0 | 1 3 4 | 2 0 10 | 0 | 1 | 0 | 0 | 0 | -7 | |
| 11 | A.J. Hoggard | G 27:56 | 5-10 | 1-1 | 1-2 | 1 4 5 | 1 2 12 | 3 | 1 | 2 | 0 | 3 | -11 | |
| 15 | Carson Cooper | 12:01 | 1-2 | 0-0 | 0-0 | 0 0 0 | 0 1 2 | 0 | 1 | 0 | 0 | 0 | 0 | |
| 1 | Jeremy Fears Jr. | 09:58 | 0-2 | 0-0 | 0-0 | 0 0 0 | 2 0 0 | 2 | 3 | 0 | 0 | 0 | 3 | |
| 5 | Tre Holloman | 19:21 | 1-5 | 1-2 | 0-0 | 0 1 1 | 1 2 3 | 2 | 0 | 0 | 0 | 0 | 1 | |
| 55 | Coen Carr | 20:39 | 2-3 | 0-0 | 0-0 | 1 2 3 | 2 0 4 | 1 | 1 | 1 | 0 | 0 | -2 | |
| Team | | | | | | 2 2 4 | | | | 0 | 0 | | | |
| Totals | | | 27-61 | 8-17 | 8-9 | 8 23 31 | 13 11 70 | 14 | 9 | 5 | 2 | 4 | -7 | |
| | | | | | | | | | | | | | Technical Fouls: None | |

Technical Fouls: NONE

Nebraska - 77

Record: 8-2 (1-1)

| NO. Name | | Min | FG M-A | 3P M-A | FT M-A | Rebounds OR DR TOT | Fouls PF FD | TP | AS | TO | ST | Blocks BS BA | +/- | | | |
|-----------------------|---|-------|-----------|-----------|-----------|-----------------------|----------------|----|----|----|----|-----------------|-----|---|---|---|
| 4 Juwan Gary | F | 35:59 | 8-11 | 2-4 | 2-3 | 0 | 3 | 3 | 2 | 3 | 20 | 1 | 1 | 3 | 2 | 0 |
| 51 Rienk Mast | F | 34:25 | 4-9 | 0-2 | 0-0 | 3 | 11 | 14 | 3 | 0 | 8 | 6 | 3 | 0 | 1 | 0 |
| 3 Brice Williams | G | 30:02 | 4-7 | 1-2 | 5-6 | 0 | 3 | 3 | 2 | 4 | 14 | 0 | 2 | 0 | 1 | 0 |
| 10 Jamarques Lawrence | G | 25:54 | 1-5 | 0-1 | 0-0 | 0 | 0 | 3 | 3 | 2 | 0 | 2 | 4 | 2 | 0 | 0 |
| 30 Keisei Tominaga | G | 29:48 | 5-12 | 3-7 | 2-2 | 0 | 0 | 0 | 1 | 2 | 15 | 1 | 0 | 1 | 0 | 0 |
| 0 C.J. Wilcher | | 15:00 | 3-5 | 2-4 | 2-2 | 1 | 1 | 2 | 0 | 2 | 10 | 1 | 0 | 0 | 0 | 0 |
| 1 Sam Holberg | | 16:38 | 1-4 | 1-2 | 2-2 | 0 | 3 | 3 | 1 | 1 | 5 | 2 | 0 | 1 | 0 | 2 |
| 21 Matar Diop | | 05:35 | 0-0 | 0-0 | 0-0 | 0 | 0 | 0 | 0 | 1 | 0 | 1 | 0 | 0 | 0 | 0 |
| 11 Eli Rice | | 06:39 | 1-1 | 1-1 | 0-0 | 0 | 0 | 0 | 0 | 0 | 3 | 0 | 0 | 0 | 0 | 0 |
| Team | | | | | | 1 | 2 | 3 | | | 0 | 1 | | | | |
| Totals | | | 27-54 | 10-23 | 13-15 | 5 | 26 | 31 | 11 | 13 | 77 | 16 | 9 | 5 | 4 | 2 |

Technical Fouls: NONE

| | MSU | NEB | Points from | | MSU | NEB | Period by Period Scoring | | |
|------------------|---------------------------|---------------------------|---------------|----|-----|-----|--------------------------|-----|-----|
| Biggest lead | 7 (1 st 12:19) | 7 (2 nd 0:25) | Turnovers | 4 | 8 | | 1st | 2nd | TOT |
| Best Scoring Run | 7 (1 st 12:19) | 8 (1 st 10:23) | Paint | 28 | 30 | | | | |
| Lead Changes | 15 | 6 | Second Chance | 8 | 4 | MSU | 34 | 36 | 70 |
| Times Tied | 6 | 5 | Fast Breaks | 5 | 8 | | | | |
| Time with Lead | 17:33 | 17:55 | Bench | 9 | 18 | NEB | 31 | 46 | 77 |

NEBRASKA 62, KANSAS STATE 46



Official Basketball Box Score - Final
Nebraska at Kansas St.
12/17/23 Bramlage Coliseum, Manhattan
2023-24 Men's Basketball

Game Time: 2:01 PM
Game Duration: 1:57
Attendance: 10,206

Officials: Kipp Kissinger, Paul Selez, Marques Pettigrew

Nebraska - 62

Record: 9-2

| NO. Name | Min | FG M-A | 3P M-A | FT M-A | Rebounds OR DR TOT | Fouls PF FD | TP | AS | TO | ST | Blocks BS BA | +/- | | | | |
|-----------------------|---------|-----------|-----------|-----------|-----------------------|----------------|----|----|----|----|-----------------|-----|---|---|----|----|
| 4 Juwan Gary | F 30:39 | 6-16 | 1-2 | 0-0 | 11 | 7 | 18 | 3 | 0 | 13 | 1 | 3 | 0 | 1 | 2 | 17 |
| 51 Rienk Mast | F 36:23 | 8-15 | 3-4 | 0-1 | 4 | 8 | 12 | 1 | 2 | 19 | 3 | 3 | 0 | 0 | 3 | 18 |
| 3 Brice Williams | G 31:59 | 4-12 | 2-7 | 0-1 | 1 | 8 | 9 | 3 | 1 | 10 | 2 | 0 | 2 | 2 | 12 | 12 |
| 10 Jamarques Lawrence | G 24:23 | 1-6 | 0-3 | 0-0 | 1 | 3 | 4 | 2 | 1 | 2 | 2 | 4 | 0 | 0 | 1 | 13 |
| 30 Keisei Tominaga | G 26:30 | 3-11 | 3-9 | 0-0 | 1 | 2 | 3 | 2 | 2 | 9 | 4 | 0 | 5 | 0 | 1 | 20 |
| 53 Josiah Allick | 10:50 | 1-2 | 0-0 | 1-2 | 0 | 0 | 0 | 3 | 3 | 0 | 0 | 0 | 0 | 0 | 0 | -3 |
| 1 Sam Holberg | 25:33 | 1-3 | 1-2 | 0-0 | 0 | 3 | 3 | 1 | 0 | 3 | 2 | 0 | 2 | 0 | 0 | 8 |
| 0 C.J. Wilcher | 08:15 | 0-4 | 0-2 | 0-0 | 1 | 2 | 3 | 1 | 1 | 0 | 0 | 1 | 0 | 1 | 0 | -6 |
| 11 Eli Rice | 05:28 | 1-3 | 1-2 | 0-0 | 0 | 0 | 0 | 1 | 1 | 3 | 0 | 0 | 0 | 0 | 0 | 1 |
| Team | | | | | 3 | 2 | 5 | | | 0 | 1 | | | | | |
| Totals | | 25-72 | 11-31 | 1-4 | 22 | 35 | 57 | 17 | 11 | 62 | 14 | 14 | 7 | 4 | 9 | 16 |

Technical Fouls: NONE

Kansas St. - 46

Record: 8-3

| NO. Name | Min | FG M/A | 3P M/A | FT M/A | Rebounds OR DR TOT | Fouls PF/D | TP | AS | TO | ST | Blocks BS BA | +/- | | | | |
|--------------------|---------|-----------|-----------|-----------|-----------------------|---------------|----|----|----|----|-----------------|-----|---|---|-----|-----|
| 1 David N'Guessan | F 30:14 | 2-6 | 0-2 | 0-2 | 3 | 3 | 6 | 3 | 2 | 4 | 0 | 1 | 3 | 0 | 1 | -7 |
| 24 Arthur Kaluma | F 37:06 | 2-10 | 0-5 | 4-7 | 1 | 4 | 5 | 1 | 7 | 8 | 0 | 3 | 1 | 0 | 1 | -14 |
| 13 Will McNair Jr. | C 21:23 | 0-5 | 0-1 | 0-0 | 1 | 5 | 6 | 1 | 0 | 0 | 1 | 1 | 1 | 4 | 0 | -21 |
| 2 Tyler Perry | G 35:59 | 3-11 | 3-10 | 2-2 | 0 | 2 | 2 | 3 | 2 | 11 | 6 | 2 | 0 | 1 | 0 | -15 |
| 5 Cam Carter | G 36:59 | 4-17 | 1-8 | 3-4 | 0 | 2 | 2 | 3 | 12 | 2 | 2 | 0 | 3 | 2 | -22 | |
| 4 Dai Dai Ames | 16:48 | 2-5 | 0-2 | 0-1 | 1 | 0 | 1 | 0 | 1 | 4 | 1 | 3 | 0 | 0 | 0 | -2 |
| 8 RJ Jones | 04:59 | 0-2 | 0-2 | 0-0 | 0 | 0 | 0 | 0 | 0 | 0 | 1 | 0 | 0 | 0 | 0 | 4 |
| 23 Macaleab Rich | 16:32 | 3-4 | 0-0 | 1-2 | 4 | 5 | 9 | 1 | 2 | 7 | 0 | 0 | 1 | 1 | 0 | -3 |
| Team | | | | | 3 | 6 | 9 | | | 0 | 0 | | | | | |
| Totals | | 16-60 | 4-30 | 10-18 | 13 | 27 | 40 | 11 | 17 | 46 | 11 | 12 | 6 | 9 | 4 | -16 |

Technical Fouls: NONE

| | NU | KState | | | | |
|-----------------------|---------------------------|--------------------------|--------------------------|-----|-----|-----|
| Biggest lead | 19 (2 nd 4:22) | 6 (1 st 3:12) | | | | |
| Best Scoring Run | 12 (2 nd 5:34) | 9 (1 st 3:12) | | | | |
| Lead Changes | 13 | 2 | | | | |
| Times Tied | 2 | 2 | | | | |
| Time with Lead | 25:59 | 11:43 | | | | |
| Points from Turnovers | NU 8 | KState 4 | | | | |
| Paint | NU 28 | KState 22 | | | | |
| Second Chance | NU 16 | KState 12 | | | | |
| Fast Breaks | NU 7 | KState 3 | | | | |
| Bench | NU 9 | KState 11 | | | | |
| | | | Period by Period Scoring | | | |
| | | | | 1st | 2nd | TOT |
| | | | NU | 31 | 31 | 62 |
| | | | KState | 34 | 12 | 46 |

NEBRASKA 83, NORTH DAKOTA 75



Official Basketball Box Score - Final
North Dakota at Nebraska
12/20/23 Thrasher Bank Arena, Lincoln
Nebraska vs. North Dakota

Game Time: 6:31 PM
Game Duration: 1:55
Attendance: 13,397

Officials: Brian McRut, Keith Patterson, Chad Barlow

North Dakota - 75

Record: 8-5

| NO. Name | | Min | FG M-A | 3P M-A | FT M-A | Rebounds OR DR TOT | Fouls PF FD | TP | AS | TO | ST | Blocks BS BA | +/- | | | |
|----------------------|-------|-------|-----------|-----------|-----------|-----------------------|----------------|----|----|----|----|-----------------|-----|---|---|-----|
| 10 Tsotne Tsartsidze | F | 25:56 | 1-4 | 1-4 | 0-0 | 4 | 2 | 6 | 2 | 1 | 3 | 1 | 2 | 0 | 1 | 0 |
| 15 Brady Danielson | F | 16:46 | 2-6 | 0-3 | 2-2 | 0 | 0 | 0 | 2 | 1 | 6 | 0 | 1 | 0 | 0 | 1 |
| 20 B.J. O'ort | F | 32:21 | 7-16 | 2-5 | 5-9 | 3 | 5 | 8 | 2 | 5 | 1 | 1 | 1 | 1 | 0 | 1 |
| Amir Kuljichovic | G | 17:44 | 1-3 | 0-0 | 2-2 | 1 | 1 | 0 | 0 | 2 | 0 | 0 | 0 | 0 | 0 | 4 |
| 52 Treven Eaglestaff | G | 22:26 | 5-14 | 3-10 | 0-0 | 2 | 3 | 1 | 0 | 13 | 1 | 1 | 2 | 0 | 0 | -15 |
| 4 Tyreese Henacho | F | 28:09 | 8-17 | 5-9 | 1-2 | 1 | 4 | 5 | 3 | 1 | 22 | 2 | 1 | 2 | 0 | 2 |
| 1 Elijah Brooks | F | 16:50 | 2-2 | 0-0 | 1 | 3 | 4 | 0 | 4 | 1 | 1 | 0 | 0 | 0 | 1 | 1 |
| 2 Eli King | 20:31 | 0-5 | 0-1 | 2-2 | 2 | 2 | 4 | 3 | 2 | 4 | 2 | 0 | 0 | 0 | 0 | -5 |
| 12 Brian Mathews | 10:53 | 0-0 | 0-0 | 0-0 | 2 | 1 | 3 | 1 | 0 | 1 | 0 | 0 | 0 | 0 | 2 | 2 |
| 5 Dengy Mayra | 02:24 | 0-0 | 0-0 | 0-0 | 1 | 1 | 1 | 0 | 0 | 0 | 0 | 0 | 0 | 0 | 0 | 4 |
| Team | | | | | | 4 | 3 | 7 | | 0 | 1 | | | | | |

2023-24 BOXSCORES

NEBRASKA 91, SOUTH CAROLINA STATE 62



Official Basketball Box Score - Final
South Carolina St. at Nebraska
12/29/24 Pinnacle Bank Arena, Lincoln
2023-24 Men's Basketball

Game Time: 6:31 PM
Game Duration: 2:01
Attendance: 14,987

Officials: Bret Smith, Rob Kuennen, Steve McClunkins

South Carolina St. - 62

Record: 4-11

| NO. Name | Min | FG M-A | 3P M-A | FT M-A | Rebounds OR DR TOT | Fouls PF FD | TP | AS | TO | ST | Blocks BS BA | +/- |
|--------------------|---------|-----------|-----------|-----------|-----------------------|----------------|----|----|----|----|-----------------|-------|
| 1 Caleb McCarty | F 16:18 | 0-2 | 0-0 | 0-2 | 2 4 6 | 4 1 | 0 | 0 | 1 | 1 | 1 | -30 |
| 13 Drayton Jones | F 18:46 | 0-3 | 0-0 | 2-4 | 1 1 2 | 3 2 | 2 | 0 | 0 | 1 | 0 | -16 |
| 00 Omar Croskey | G 18:20 | 2-9 | 0-1 | 2-2 | 2 1 3 | 2 3 | 6 | 0 | 0 | 2 | 0 | -21 |
| 12 Mitchell Taylor | G 21:21 | 3-7 | 0-0 | 0-0 | 0 3 3 | 3 0 | 6 | 2 | 4 | 0 | 0 | -2 |
| 24 Shamon Alston | G 15:48 | 0-4 | 0-1 | 2-2 | 0 2 2 | 0 3 | 2 | 1 | 3 | 1 | 1 | -6 |
| 2 Jordan Simpson | 15:42 | 7-11 | 1-1 | 2-2 | 1 2 3 | 3 3 | 17 | 1 | 1 | 2 | 0 | 10 |
| 3 Michael Teal | 20:58 | 4-9 | 2-6 | 1-1 | 1 1 2 | 0 2 | 11 | 0 | 4 | 1 | 0 | -32 |
| 55 Davion Everett | 09:48 | 3-6 | 0-1 | 0-0 | 2 6 8 | 1 0 | 6 | 0 | 2 | 0 | 0 | -17 |
| 42 Dallas James | 09:15 | 1-1 | 0-0 | 0-0 | 0 0 0 | 1 1 | 2 | 0 | 0 | 0 | 1 | 4 |
| 1 Aliba Taylor | 11:40 | 0-6 | 0-1 | 0-0 | 0 0 0 | 1 0 | 0 | 1 | 1 | 1 | 0 | -15 |
| 11 Wilson Dubinsky | 21:54 | 0-9 | 0-7 | 0-0 | 0 0 0 | 1 1 | 0 | 2 | 2 | 1 | 0 | -19 |
| 5 Raquan Brown | 20:10 | 3-7 | 2-5 | 2-2 | 2 5 7 | 3 2 | 10 | 2 | 0 | 0 | 0 | -1 |
| Team | | | | | 2 2 4 | 0 | 1 | | | | | |
| Totals | | 23-74 | 5-23 | 11-15 | 13 27 40 | 21 18 | 62 | 9 | 19 | 9 | 3 | 7 -29 |

Technical Fouls:Team 2nd 9:10

Nebraska - 91

Record: 11-2

| NO. Name | Min | FG M-A | 3P M-A | FT M-A | Rebounds OR DR TOT | Fouls PF FD | TP | AS | TO | ST | Blocks BS BA | +/- |
|-----------------------|---------|-----------|-----------|-----------|-----------------------|----------------|----|----|----|----|-----------------|------|
| 4 Juwan Gary | F 15:42 | 1-3 | 0-2 | 3-4 | 2 1 3 | 0 2 | 5 | 4 | 0 | 1 | 4 | 0 24 |
| 53 Josiah Alick | F 18:35 | 4-4 | 0-0 | 2-2 | 1 6 7 | 1 2 | 10 | 4 | 1 | 2 | 1 | 0 30 |
| 3 Brice Williams | G 20:08 | 5-10 | 1-4 | 5-5 | 0 7 7 | 2 4 | 16 | 1 | 3 | 0 | 2 | 0 27 |
| 10 Jamarques Lawrence | G 12:51 | 2-5 | 1-2 | 3-4 | 0 3 3 | 3 2 | 8 | 1 | 4 | 0 | 0 | 0 19 |
| 30 Keisel Tominaga | G 16:26 | 2-5 | 1-3 | 0-0 | 1 4 5 | 1 0 | 5 | 1 | 0 | 3 | 0 | 1 27 |
| 1 Sam Hobberg | G 16:34 | 2-6 | 0-2 | 1-2 | 3 4 7 | 1 3 | 5 | 3 | 2 | 2 | 0 | 1 14 |
| 0 C.J. Wilcher | 18:31 | 7-9 | 2-4 | 2-2 | 0 2 2 | 0 1 | 18 | 0 | 2 | 3 | 0 | 0 24 |
| 11 Eli Rice | 24:18 | 2-8 | 2-6 | 4-6 | 0 2 2 | 4 4 | 10 | 1 | 0 | 2 | 0 | 1 5 |
| 21 Matar Diop | 20:20 | 0-1 | 0-0 | 0-3 | 1 3 4 | 3 2 | 0 | 0 | 1 | 2 | 0 | -4 |
| 9 Jarron Coleman | 19:30 | 3-7 | 2-5 | 0-0 | 0 0 0 | 1 1 | 8 | 6 | 1 | 0 | 0 | 0 4 |
| 31 Cale Jacobsen | 13:13 | 1-3 | 0-2 | 2-2 | 0 2 2 | 0 1 | 4 | 1 | 1 | 0 | 0 | -12 |
| 24 Jeff Grace | 03:52 | 0-0 | 0-0 | 2-2 | 1 0 1 | 0 1 | 2 | 0 | 0 | 0 | 0 | -13 |
| Team | | | | | 1 6 7 | 0 | 0 | | | | | |
| Totals | | 29-61 | 9-30 | 24-32 | 10 40 50 | 18 21 | 91 | 22 | 20 | 16 | 7 | 3 29 |

Technical Fouls:NONE

| | SCS | NEB |
|------------------|---------------------------|----------------------------|
| Biggest lead | 0 (1 st 20:00) | 49 (2 nd 8:39) |
| Best Scoring Run | 10 (2 nd 2:21) | 12 (1 st 14:21) |
| Lead Changes | 0 | |
| Times Tied | 0 | |
| Time with Lead | 00:00 | 39:40 |

| Points from | SCS | NEB |
|---------------|-----|-----|
| Turnovers | 13 | 19 |
| Paint | 26 | 34 |
| Second Chance | 9 | 8 |
| Fast Breaks | 12 | 23 |
| Bench | 46 | 47 |

| Period by Period Scoring | | | |
|--------------------------|-----|-----|-----|
| | 1st | 2nd | TOT |
| SCS | 11 | 51 | 62 |
| NEB | 50 | 41 | 91 |

NEBRASKA 86, INDIANA 70

Official Basketball Box Score - Final
Indiana at Nebraska
01/03/24 Pinnacle Bank Arena, Lincoln
Nebraska vs. Indiana

Game Time: 8:07 PM
Game Duration: 2:03
Attendance: 13,446

Officials: Terry Oglesby, Keith Kithin, Kelly Pfeifer

Indiana - 70

Record: 10-4 (2-1)

| NO. Name | | Min | FG M-A | 3P M-A | FT M-A | Rebounds OR DR TOT | Fouls PF FD | TP | AS | TO | ST | Blocks BS BA | +/- |
|---------------------|---|-------|-----------|-----------|-----------|-----------------------|----------------|----|----|----|----|-----------------|-------|
| 5 Malik Reneau | F | 29:25 | 4-9 | 2-3 | 4-4 | 1 5 6 | 2 5 | 14 | 5 | 4 | 0 | 0 | 0 1 |
| 21 Mackenzie Mgbako | F | 20:28 | 2-8 | 2-4 | 0-0 | 0 1 1 | 3 1 | 6 | 3 | 1 | 0 | 0 | -9 |
| 1 Ke'fel Ware | C | 33:36 | 9-12 | 0-1 | 2-4 | 4 6 10 | 3 2 | 20 | 2 | 4 | 2 | 2 | 0 -15 |
| 0 Xavier Johnson | G | 14:31 | 0-3 | 0-0 | 0-0 | 1 1 2 | 3 2 | 0 | 3 | 4 | 1 | 0 | -15 |
| 32 Trey Galloway | G | 30:40 | 4-10 | 2-6 | 0-0 | 0 1 1 | 1 1 | 10 | 2 | 3 | 1 | 0 | -10 |
| 2 Gabe Cupps | | 26:06 | 2-3 | 1-2 | 0-0 | 0 5 5 | 2 1 | 5 | 3 | 0 | 0 | 0 | -1 |
| 10 Kaleb Banks | | 10:28 | 0-0 | 0-0 | 1-2 | 0 2 2 | 2 1 | 1 | 0 | 1 | 0 | 0 | -7 |
| 4 Anthony Walker | | 16:59 | 1-2 | 0-0 | 6-8 | 1 0 1 | 1 5 | 8 | 1 | 2 | 0 | 0 | -18 |
| 3 Anthony Leal | | 11:50 | 1-1 | 1-1 | 0-1 | 0 3 3 | 0 2 | 3 | 0 | 0 | 0 | 0 | -7 |
| 11 CJ Gunn | | 05:57 | 1-3 | 1-1 | 0-0 | 0 0 0 | 2 0 | 3 | 0 | 0 | 1 | 0 | 0 1 |
| Team | | | | | | 2 3 5 | | 0 | | 0 | | | |
| Totals | | | 24-51 | 9-18 | 13-19 | 9 27 36 | 19 20 | 70 | 19 | 19 | 5 | 2 0 | -16 |

Technical Fouls: NONE

Nebraska - 86

Record: 12-2 (2-1)

| NO. Name | | Min | FG M-A | 3P M-A | FT M-A | Rebounds OR DR TOT | Fouls PF FD | TP | AS | TO | ST | Blocks BS BA | +/- |
|-----------------------|---|-------|-----------|-----------|-----------|-----------------------|----------------|----|----|----|----|-----------------|-----|
| 4 Juwan Gary | F | 20:32 | 2-7 | 0-2 | 0-0 | 2 0 2 | 4 0 | 4 | 2 | 0 | 1 | 0 | 1 |
| 51 Rienk Mast | F | 29:47 | 3-10 | 0-3 | 0-4 | 0 3 3 | 3 2 | 9 | 3 | 2 | 1 | 0 | 17 |
| 3 Brice Williams | G | 23:32 | 5-10 | 3-4 | 2-3 | 3 3 6 | 2 3 | 15 | 1 | 3 | 4 | 0 | 7 |
| 10 Jamarques Lawrence | G | 30:36 | 4-8 | 2-6 | 2-2 | 0 3 3 | 3 3 | 12 | 3 | 1 | 4 | 0 | 19 |
| 30 Keisel Tominaga | G | 26:46 | 9-15 | 4-10 | 6-7 | 0 1 1 | 1 4 | 28 | 0 | 0 | 0 | 0 | 13 |
| 53 Josiah Alick | | 28:43 | 0-0 | 0-0 | 2-5 | 1 7 8 | 3 5 | 2 | 2 | 1 | 2 | 0 | 7 |
| 1 Sam Holberg | | 22:53 | 1-3 | 0-1 | 3-3 | 0 0 0 | 3 1 | 5 | 4 | 1 | 1 | 0 | 4 |
| 0 C.J. Wilcher | | 13:45 | 3-6 | 3-6 | 2-2 | 1 1 2 | 1 1 | 11 | 0 | 0 | 2 | 0 | 2 |
| 11 Eli Rice | | 03:26 | 0-0 | 0-0 | 0-0 | 0 1 1 | 0 0 | 0 | 0 | 0 | 0 | 0 | 4 |
| Team | | | | | | 2 1 3 | 0 | 0 | | | | | |
| Totals | | | 27-59 | 12-32 | 20-26 | 9 20 29 | 19 19 | 86 | 16 | 8 | 15 | 0 2 | 16 |

Technical Fouls: NONE

| | IND | NEB |
|------------------|---------------------------|---------------------------|
| Biggest lead | 5 (1 st 17:27) | 22 (2 nd 6:23) |
| Best Scoring Run | 6 (2 nd 4:04) | 9 (2 nd 6:59) |
| Lead Changes | 3 | |
| Times Tied | 5 | |
| Time with Lead | 03:50 | 33:32 |

| Points from | IND | NEB |
|---------------|-----|-----|
| Turnovers | 6 | 27 |
| Paint | 26 | 24 |
| Second Chance | 10 | 11 |
| Fast Breaks | 1 | 10 |
| Bench | 20 | 18 |

| Period by Period Scoring | | | |
|--------------------------|-----|-----|-----|
| | 1st | 2nd | TOT |
| IND | 33 | 37 | 70 |
| NEB | 41 | 45 | 86 |

NO. 21 WISCONSIN 88, NEBRASKA 72



Official Basketball Box Score - Final
Nebraska at Wisconsin
01/06/24 Kohl Center, Madison
2023-24 Men's Basketball

Game Time: 1:15 PM
Game Duration: 1:52
Attendance: 10,055

Officials: D.J. Carstensen, Earl Walton, Courtney Green

Nebraska - 72

Record: 12-3 (2-2)

| NO. Name | Min | FG M-A | 3P M-A | FT M-A | Rebounds OR DR TOT | Fouls PF FD | TP | AS | TO | ST | Blocks BS BA | +/- |
|-----------------------|---------|-----------|-----------|-----------|-----------------------|----------------|----|----|----|----|-----------------|-------|
| 4 Juwan Gary | F 17:50 | 4-5 | 0-1 | 0-0 | 0 0 0 | 4 0 | 8 | 0 | 0 | 0 | 1 | 0 -11 |
| 51 Rienk Mast | F 32:06 | 6-14 | 2-7 | 2-4 | 1 5 6 | 1 5 | 16 | 2 | 0 | 1 | 1 | 0 -17 |
| 3 Brice Williams | G 31:48 | 3-9 | 1-3 | 3-3 | 0 4 4 | 1 3 | 10 | 6 | 1 | 0 | 0 | 0 -10 |
| 10 Jamarques Lawrence | G 16:35 | 1-3 | 1-2 | 0-0 | 0 2 2 | 3 0 | 3 | 0 | 3 | 1 | 0 | 0 -15 |
| 30 Keisel Tominaga | G 31:51 | 7-10 | 3-6 | 0-0 | 0 0 0 | 1 1 | 17 | 2 | 2 | 0 | 0 | -8 |
| 1 Sam Hobberg | 19:52 | 1-4 | 1-2 | 2-2 | 0 6 6 | 2 2 | 5 | 2 | 1 | 0 | 0 | -4 |
| 53 Josiah Alick | 22:30 | 1-3 | 1-1 | 1-2 | 3 5 6 | 1 5 | 4 | 2 | 2 | 0 | 0 | -14 |
| 0 C.J. Wilcher | 16:33 | 2-4 | 2-3 | 0-0 | 0 1 1 | 2 0 | 6 | 0 | 3 | 1 | 1 | 0 -11 |
| 11 Eli Rice | 08:25 | 1-1 | 1-1 | 0-0 | 0 1 1 | 1 0 | 3 | 0 | 3 | 1 | 0 | 0 5 |
| 21 Matar Diop | 01:15 | 0-0 | 0-0 | 0-0 | 0 0 0 | 0 0 | 0 | 0 | 0 | 0 | 0 | 0 5 |
| 31 Cale Jacobsen | 01:15 | 0-0 | 0-0 | 0-0 | 0 0 0 | 0 0 | 0 | 1 | 0 | 0 | 0 | 0 5 |
| Team | | | | | 0 1 1 | 0 | 0 | | | | | |
| Totals | | 26-53 | 12-26 | 8-11 | 3 23 26 | 16 13 | 72 | 16 | 12 | 4 | 4 | 0 -16 |

Technical Fouls:NONE

Wisconsin - 88

Record: 11-3 (3-0)

| NO. | Name | Min | FG M-A | 3P M-A | FT M-A | Rebounds OR DR TOT | Fouls PF FD | TP | AS | TO | ST | Blocks BS BA | +/- |
|--------|-----------------|---------|-----------|-----------|-----------|-----------------------|----------------|-------|----|----|----|-----------------|--------|
| 5 | Tyler Wahl | F 31:02 | 6-10 | 1-1 | 4-6 | 4 4 8 | 2 5 | 17 | 4 | 1 | 1 | 2 | 23 |
| 22 | Steven Crowl | F 30:08 | 4-5 | 1-2 | 0-0 | 1 6 7 | 1 1 | 9 | 4 | 1 | 0 | 0 | 10 |
| 2 | AJ Storr | G 19:59 | 3-8 | 1-3 | 3-5 | 2 3 5 | 1 3 | 10 | 3 | 2 | 1 | 0 | 7 |
| 11 | Max Klemit | G 25:27 | 1-2 | 1-2 | 0-0 | 0 3 3 | 2 2 | 3 | 0 | 1 | 0 | 0 | 5 |
| 23 | Chucky Hepburn | G 32:51 | 5-8 | 3-5 | 0-0 | 0 2 2 | 1 0 | 13 | 6 | 1 | 3 | 1 | 10 |
| 14 | Carter Gilmore | 06:52 | 1-1 | 0-0 | 0-0 | 0 0 0 | 1 0 | 2 | 1 | 0 | 0 | 0 | -4 |
| 25 | John Blackwell | 18:46 | 5-8 | 1-2 | 1-1 | 0 3 3 | 0 1 | 12 | 0 | 2 | 0 | 0 | 14 |
| 3 | Connor Essogian | 12:27 | 4-9 | 0-0 | 0 1 1 | 0 2 2 | 12 | 0 | 0 | 0 | 0 | 0 | 14 |
| 4 | Kamari McGee | 05:54 | 2-2 | 1-1 | 0-0 | 0 1 1 | 2 0 | 5 | 0 | 0 | 1 | 0 | 11 |
| 31 | Nolan Winter | 08:37 | 2-5 | 0-2 | 1-1 | 0 0 1 | 1 2 | 5 | 0 | 0 | 0 | 0 | 11 |
| 10 | Isaac Lindsey | 02:06 | 0-1 | 0-1 | 0-0 | 0 0 0 | 0 0 | 0 | 0 | 0 | 0 | 0 | -3 |
| 15 | Markus Ilver | 02:06 | 0-0 | 0-0 | 0-0 | 0 0 0 | 0 0 | 0 | 0 | 0 | 0 | 0 | -3 |
| 12 | Luke Haertle | 01:15 | 0-1 | 0-0 | 0-0 | 0 0 0 | 0 0 | 0 | 0 | 0 | 0 | 0 | -5 |
| 15 | Isaac Gard | 01:15 | 0-0 | 0-0 | 0-0 | 0 0 0 | 1 0 | 0 | 0 | 0 | 0 | 0 | -5 |
| 21 | Chris Hodges | 01:15 | 0-0 | 0-0 | 0-0 | 0 0 0 | 0 0 | 0 | 0 | 0 | 0 | 0 | -5 |
| Team | | | | | | 0 1 1 | 0 | 0 | | | | | |
| Totals | | | | 33-60 | 13-26 | 9-13 | 7 25 32 | 13 16 | 88 | 18 | 8 | 6 | 0 4 16 |

Technical Fouls:NONE

| | NEB | WIS | | | | | | | | |
|------------------|---------------------------|---------------------------|-----------------------|-----|-----|--------------------------|-----|-----|-----|----|
| Biggest lead | 0 (1 st 20:00) | 21 (2 nd 1:40) | Points from Turnovers | NEB | WIS | Period by Period Scoring | | | | |
| Best Scoring Run | 7(2 nd 11:30) | 8(1 st 11:00) | Paint | 18 | 36 | | 1st | 2nd | TOT | |
| Lead Changes | 0 | | Second Chance | 6 | 7 | NEB | 38 | 34 | 72 | |
| Times Tied | 2 | | Fast Breaks | 11 | 4 | | WIS | 51 | 37 | 88 |
| Time with Lead | 00:00 | 38:26 | Bench | 18 | 36 | | | | | |

NEBRASKA 88, NO. 1 PURDUE 72



Official Basketball Box Score - Final

2023-24 BOXSCORES

IOWA 94, NEBRASKA 76



Official Basketball Box Score - Final
Nebraska at Iowa
01/12/24 Carver-Hawkeye Arena, Iowa City, Iowa
2023-24 Men's Basketball

Game Time: 8:37 PM
Game Duration: 1:46
Attendance: 9,670

Officials: Ronald Groover, Kipp Kissinger, Doug Simons

Nebraska - 76

Record: 13-4 (3-3)

| NO. | Name | Min | FG | 3P | FT | Rebounds | Fouls | TP | AS | TO | ST | Blocks | +/- |
|--------|--------------------|---------|-------|------|-------|-----------|-------|----|----|----|----|--------|-----|
| | | | M-A | M-A | M-A | OR DR TOT | PF FD | | | | | BS BA | |
| 4 | Juwan Gary | F 13:41 | 3-8 | 0-3 | 3-4 | 2 3 5 | 4 2 | 9 | 0 | 0 | 0 | 1 0 | -13 |
| 51 | Rienk Mast | F 27:39 | 6-9 | 1-2 | 1-1 | 1 4 5 | 1 2 | 14 | 2 | 1 | 1 | 0 0 | -23 |
| 3 | Brice Williams | G 30:20 | 3-11 | 0-6 | 0-0 | 0 4 4 | 2 0 | 6 | 2 | 2 | 1 | 0 0 | -31 |
| 10 | Jamarques Lawrence | G 09:31 | 0-2 | 0-2 | 0-0 | 0 1 1 | 2 1 | 0 | 1 | 0 | 0 | 0 0 | 0 |
| 30 | Keisei Tominaga | G 30:55 | 6-10 | 1-5 | 0-0 | 0 0 0 | 2 1 | 13 | 1 | 3 | 0 | 0 0 | -10 |
| 1 | Sam Holberg | 25:07 | 1-5 | 0-2 | 0-0 | 0 6 6 | 1 0 | 2 | 4 | 2 | 2 | 0 0 | -17 |
| 53 | Josiah Alick | 20:44 | 5-6 | 0-0 | 4-6 | 3 2 5 | 1 5 | 14 | 1 | 0 | 1 | 0 0 | -3 |
| 0 | C.J. Wilcher | 19:01 | 1-4 | 1-3 | 2-2 | 1 3 4 | 1 1 | 5 | 2 | 0 | 0 | 0 0 | -1 |
| 11 | Eli Rice | 18:46 | 4-7 | 1-3 | 2-2 | 1 3 4 | 0 1 | 11 | 1 | 0 | 0 | 0 0 | 2 |
| 21 | Matar Diop | 02:08 | 1-1 | 0-0 | 0-0 | 0 0 0 | 0 0 | 2 | 0 | 0 | 0 | 0 0 | 3 |
| 31 | Cale Jacobsen | 02:08 | 0-0 | 0-0 | 0-0 | 0 0 0 | 0 0 | 0 | 0 | 0 | 0 | 0 0 | 3 |
| Team | | | | | | 0 0 0 | 0 | 0 | | | | | |
| Totals | | | 30-63 | 4-26 | 12-15 | 8 26 34 | 14 13 | 76 | 14 | 8 | 5 | 1 0 | -18 |

Technical Fouls: NONE

| Shooting By Period | | |
|--------------------|------|-------------|
| 1 st | FG% | 16-32 50.0% |
| | 3PT% | 1-10 10.0% |
| | FT% | 3-5 60% |
| 2 nd | FG% | 14-31 45.2% |
| | 3PT% | 3-16 18.8% |
| | FT% | 9-10 90% |
| GM | FG% | 30-63 47.6% |
| | 3PT% | 4-26 15.4% |
| | FT% | 12-15 80.0% |

Dead Ball Rebounds: 1, 0

Iowa - 94

Record: 10-6 (2-3)

| NO. | Name | Min | FG | 3P | FT | Rebounds | Fouls | TP | AS | TO | ST | Blocks | +/- |
|--------|-------------------|---------|-------|-------|------|-----------|-------|----|----|----|----|--------|-----|
| | | | M-A | M-A | M-A | OR DR TOT | PF FD | | | | | BS BA | |
| 22 | Patrick McCaffery | F 24:49 | 4-7 | 1-4 | 3-4 | 1 4 5 | 1 3 | 12 | 2 | 2 | 1 | 0 0 | 19 |
| 23 | Ben Krikke | F 22:10 | 5-7 | 2-2 | 0-0 | 2 1 3 | 4 2 | 12 | 2 | 0 | 0 | 0 0 | 16 |
| 32 | Owen Freeman | F 22:18 | 11-13 | 0-0 | 0-2 | 2 8 10 | 1 2 | 22 | 2 | 0 | 1 | 0 1 | 18 |
| 11 | Tony Perkins | G 37:17 | 3-12 | 2-8 | 3-3 | 1 1 2 | 3 3 | 11 | 15 | 2 | 1 | 0 0 | 24 |
| 20 | Payton Sandfort | G 35:22 | 6-15 | 5-12 | 2-2 | 1 9 10 | 1 2 | 19 | 5 | 1 | 0 | 0 0 | 21 |
| 4 | Josh Dix | 27:01 | 5-8 | 5-7 | 1-2 | 2 0 2 | 0 1 | 16 | 2 | 0 | 2 | 0 0 | 7 |
| 13 | Ladi Dembele | 04:26 | 0-0 | 0-0 | 0-0 | 0 0 0 | 2 0 | 0 | 0 | 1 | 0 | 0 0 | -7 |
| 5 | Dasonte Bowen | 02:43 | 0-1 | 0-1 | 0-0 | 0 0 0 | 0 0 | 0 | 0 | 0 | 0 | 0 0 | -6 |
| 2 | Brock Harding | 10:38 | 1-4 | 0-1 | 0-1 | 0 0 0 | 0 1 | 2 | 2 | 0 | 0 | 0 0 | -3 |
| 0 | Even Brauns | 03:16 | 0-0 | 0-0 | 0-0 | 0 2 2 | 1 0 | 0 | 0 | 0 | 0 | 0 0 | 1 |
| Team | | | | | | 0 2 2 | 0 | 0 | | | | | |
| Totals | | | 35-67 | 15-35 | 9-14 | 9 27 36 | 13 14 | 94 | 30 | 6 | 5 | 0 1 | 18 |

Technical Fouls: NONE

| NEB | | IOWA | | Points from | | NEB | | IOWA | | Period by Period Scoring | | | |
|------------------|---------------------------|----------------------------|--|---------------|----|-----|--|------|--|--------------------------|-----|-----|----|
| Biggest lead | 1 (2 nd 17:13) | 21 (2 nd 2:21) | | Turnovers | 7 | 8 | | | | 1st | 2nd | TOT | |
| Best Scoring Run | 6 (1 st 13:08) | 15 (1 st 14:26) | | Paint | 46 | 32 | | | | NEB | 36 | 40 | 76 |
| Lead Changes | 4 | | | Second Chance | 10 | 12 | | | | IOWA | 41 | 53 | 94 |
| Times Tied | 3 | | | Fast Breaks | 6 | 16 | | | | | | | |
| Time with Lead | 00:22 | 36:24 | | Bench | 34 | 18 | | | | | | | |

RUTGERS 87, NEBRASKA 82 (OT)



Official Basketball Box Score - Final
Nebraska at Rutgers
01/17/24 Jersey Mike's Arena, Piscataway
2023-24 Men's Basketball

Game Time: 7:00 PM
Game Duration: 2:38
Attendance: 8,000

Officials: Eric Curry, Rob Riley, Kelly Pfeiler

Nebraska - 82

Record: 13-5 (3-4)

| NO. | Name | Min | FG | 3P | FT | Rebounds | Fouls | TP | AS | TO | ST | Blocks | +/- |
|--------|--------------------|---------|-------|-------|-------|-----------|-------|----|----|----|----|--------|-----|
| | | | M-A | M-A | M-A | OR DR TOT | PF FD | | | | | BS BA | |
| 4 | Juwan Gary | F 22:32 | 4-8 | 1-3 | 0-0 | 3 3 6 | 0 0 | 9 | 0 | 0 | 1 | 1 1 | 13 |
| 51 | Rienk Mast | F 36:15 | 2-12 | 0-3 | 0-1 | 3 5 8 | 5 2 | 4 | 2 | 2 | 2 | 1 2 | -15 |
| 3 | Brice Williams | G 39:12 | 6-13 | 4-8 | 6-8 | 0 6 6 | 4 4 | 22 | 2 | 2 | 3 | 0 1 | -7 |
| 10 | Jamarques Lawrence | G 34:03 | 2-8 | 0-5 | 3-3 | 0 6 6 | 3 2 | 7 | 5 | 2 | 0 | 0 0 | -7 |
| 30 | Keisei Tominaga | G 32:45 | 5-14 | 4-8 | 2-2 | 0 1 1 | 2 2 | 16 | 0 | 0 | 2 | 0 1 | -12 |
| 0 | C.J. Wilcher | 18:28 | 3-6 | 2-5 | 4-4 | 0 2 2 | 3 2 | 12 | 2 | 3 | 0 | 1 0 | 2 |
| 1 | Sam Holberg | 18:58 | 2-2 | 2-2 | 0-0 | 0 1 1 | 2 1 | 6 | 1 | 2 | 0 | 0 0 | 0 |
| 53 | Josiah Alick | 20:05 | 1-3 | 0-1 | 3-4 | 1 4 5 | 5 3 | 5 | 0 | 1 | 0 | 3 0 | 13 |
| 11 | Eli Rice | 02:13 | 0-0 | 0-0 | 1-2 | 0 1 1 | 0 1 | 1 | 0 | 1 | 0 | 0 0 | -8 |
| 21 | Matar Diop | 00:27 | 0-0 | 0-0 | 0-0 | 0 0 0 | 0 0 | 0 | 1 | 0 | 0 | 0 0 | -2 |
| 31 | Cale Jacobsen | 00:02 | 0-0 | 0-0 | 0-0 | 0 0 0 | 0 0 | 0 | 0 | 0 | 0 | 0 0 | -2 |
| Team | | | | | | 4 2 6 | 0 | 0 | | | | | |
| Totals | | | 25-66 | 13-35 | 19-24 | 11 31 42 | 24 17 | 82 | 13 | 13 | 8 | 6 5 | -5 |

Technical Fouls: NONE

Rutgers - 87

Record: 10-7 (2-4)

| NO. | Name | Min | FG | 3P | FT | Rebounds | Fouls | TP | AS | TO | ST | Blocks | +/- |
|--------|------------------|---------|-------|-------|-------|-----------|-------|----|----|----|----|--------|-----|
| | | | M-A | M-A | M-A | OR DR TOT | PF FD | | | | | BS BA | |
| 3 | Mawot Mag | F 38:48 | 7-14 | 1-5 | 1-2 | 2 3 5 | 2 1 | 16 | 1 | 2 | 2 | 1 1 | 12 |
| 5 | Aundre Hyatt | F 30:12 | 5-15 | 4-11 | 3-4 | 2 2 4 | 3 3 | 17 | 2 | 1 | 1 | 0 0 | 5 |
| 11 | Clifford Omoruyi | C 31:18 | 6-11 | 0-0 | 2-7 | 6 9 15 | 3 7 | 14 | 0 | 3 | 0 | 4 1 | -5 |
| 0 | Derek Simpson | G 35:22 | 3-13 | 2-6 | 6-7 | 3 5 8 | 1 6 | 14 | 8 | 1 | 1 | 0 1 | 17 |
| 24 | Austin Williams | G 35:09 | 5-11 | 1-2 | 0-6 | 3 3 6 | 3 4 | 11 | 2 | 2 | 1 | 0 2 | 15 |
| 9 | Oskar Palmquist | 04:19 | 0-1 | 0-1 | 0-0 | 0 0 0 | 1 0 | 0 | 0 | 0 | 0 | 0 0 | -9 |
| 1 | Jamichael Davis | 09:20 | 0-1 | 0-0 | 0-0 | 0 2 2 | 1 0 | 0 | 0 | 0 | 0 | 0 0 | -10 |
| 2 | Noah Fernandes | 19:28 | 2-6 | 1-2 | 2-2 | 1 1 2 | 1 1 | 7 | 2 | 0 | 1 | 0 1 | -8 |
| 13 | Antwone Woolfolk | 13:42 | 0-1 | 0-0 | 2-2 | 3 1 4 | 2 1 | 2 | 1 | 2 | 0 | 0 0 | 10 |
| 10 | Gavin Griffiths | 07:22 | 2-5 | 2-2 | 0-0 | 0 0 0 | 0 1 | 6 | 0 | 1 | 0 | 0 0 | -2 |
| Team | | | | | | 5 5 10 | 0 | 1 | | | | | |
| Totals | | | 30-78 | 11-29 | 16-30 | 25 31 56 | 18 24 | 87 | 16 | 13 | 6 | 5 6 | 5 |

Technical Fouls: Coach 2nd 15:39

| NEB | | RUT | | Points from | | NEB | | RUT | | Period by Period Scoring | | | |
|------------------|----------------------------|-----------------------------|--|---------------|----|-----|--|-----|--|--------------------------|-----|-----|-------|
| Biggest lead | 12 (1 st 8:51) | 5 (1 st OT 2:19) | | Turnovers | 16 | 17 | | | | 1st | 2nd | OT1 | TOT |
| Best Scoring Run | 10 (1 st 12:42) | 9 (1 st 2:49) | | Paint | 24 | 34 | | | | NEB | 36 | 33 | 13 82 |
| Lead Changes | 14 | | | Second Chance | 11 | 20 | | | | RUT | 36 | 33 | 18 87 |
| Times Tied | 7 | | | Fast Breaks | 8 | 7 | | | | | | | |
| Time with Lead | 30:40 | 10:39 | | Bench | 24 | 15 | | | | | | | |



2023-24 Nebraska Men's Basketball Combined Team Statistics In Conference games

Page 1/1
as of Jan 18, 2024

Game Records

| Record | Overall | Home | Away | Neutral |
|----------------|---------|------|------|---------|
| ALL GAMES | 3-4 | 3-0 | 0-4 | 0-0 |
| CONFERENCE | 3-4 | 3-0 | 0-4 | 0-0 |
| NON-CONFERENCE | 0-0 | 0-0 | 0-0 | 0-0 |

Score by Periods

| Team | 1st | 2nd | OT | TOT |
|-----------|-----|-----|----|-----|
| Nebraska | 262 | 271 | 13 | 546 |
| Opponents | 249 | 290 | 18 | 557 |

Team Box Score

| No. | Player | | | | Total | | 3-Point | | F-Throw | | Rebounds | | | | | | | | | | | | | | |
|-----------|---------------------|-------|--------|------|---------|-------|----------|------|---------|-------|----------|-----|-----|------|-----|----|-----|----|-----|-----|-----|------|--|--|--|
| | | GP-GS | MIN | AVG | FG-FGA | FG% | 3FG-3FGA | 3FG% | FT-FTA | FT% | OFF | DEF | TOT | AVG | PF | DQ | A | TO | BLK | STL | PTS | AVG | | | |
| 30 | TOMINAGA, Keisei | 7-7 | 208:22 | 29.8 | 37-78 | .474 | 20-49 | .408 | 18-19 | .947 | 0 | 3 | 3 | 0.4 | 10 | 0 | 9 | 8 | 0 | 4 | 112 | 16.0 | | | |
| 3 | WILLIAMS, Brice | 7-7 | 215:01 | 30.7 | 31-72 | .431 | 11-27 | .407 | 21-26 | .808 | 6 | 34 | 40 | 5.7 | 19 | 1 | 24 | 16 | 4 | 13 | 94 | 13.4 | | | |
| 51 | MAST, Rien | 7-7 | 222:37 | 31.8 | 31-78 | .397 | 5-24 | .208 | 6-10 | .600 | 11 | 34 | 45 | 6.4 | 17 | 1 | 21 | 10 | 3 | 7 | 73 | 10.4 | | | |
| 4 | GARY, Juwan | 7-6 | 174:41 | 25.0 | 30-54 | .556 | 4-15 | .267 | 9-14 | .643 | 12 | 13 | 25 | 3.6 | 19 | 0 | 6 | 4 | 6 | 9 | 73 | 10.4 | | | |
| 0 | WILCHER, C.J. | 7-0 | 120:16 | 17.2 | 19-36 | .528 | 14-27 | .519 | 17-17 | 1.000 | 4 | 10 | 14 | 2.0 | 10 | 0 | 7 | 7 | 2 | 3 | 69 | 9.9 | | | |
| 10 | LAWRENCE, Jamarques | 7-7 | 167:58 | 24.0 | 13-37 | .351 | 6-21 | .286 | 8-9 | .889 | 1 | 25 | 26 | 3.7 | 19 | 0 | 15 | 16 | 0 | 6 | 40 | 5.7 | | | |
| 53 | ALLICK, Josiah | 6-1 | 124:28 | 20.7 | 10-16 | .625 | 2-3 | .667 | 11-19 | .579 | 7 | 19 | 26 | 4.3 | 14 | 1 | 7 | 7 | 3 | 3 | 33 | 5.5 | | | |
| 1 | HOIBERG, Sam | 7-0 | 135:50 | 19.4 | 10-23 | .435 | 5-11 | .455 | 7-7 | 1.000 | 0 | 18 | 18 | 2.6 | 11 | 0 | 18 | 6 | 1 | 7 | 32 | 4.6 | | | |
| 11 | RICE, Eli | 5-0 | 39:29 | 7.9 | 6-9 | .667 | 3-5 | .600 | 3-4 | .750 | 1 | 6 | 7 | 1.4 | 1 | 0 | 2 | 1 | 0 | 1 | 18 | 3.6 | | | |
| 21 | DIOP, Matar | 4-0 | 09:25 | 2.4 | 1-1 | 1.000 | 0-0 | .000 | 0-0 | .000 | 0 | 0 | 0 | 0.0 | 0 | 0 | 2 | 0 | 0 | 0 | 2 | 0.5 | | | |
| 9 | COLEMAN, Jarron | 1-0 | 03:25 | 3.4 | 0-1 | .000 | 0-1 | .000 | 0-0 | .000 | 0 | 0 | 0 | 0.0 | 2 | 0 | 0 | 0 | 0 | 0 | 0 | 0.0 | | | |
| 31 | JACOBSEN, Cale | 4-0 | 03:28 | 0.9 | 0-0 | .000 | 0-0 | .000 | 0-0 | .000 | 0 | 0 | 0 | 0.0 | 1 | 0 | 1 | 0 | 0 | 0 | 0 | 0.0 | | | |
| Team | | | | | | | | | | | 9 | 11 | 20 | | | | | 2 | | | | | | | |
| Total | | 7 | 1425 | | 188-405 | .464 | 70-183 | .383 | 100-125 | .800 | 51 | 173 | 224 | 32.0 | 123 | 3 | 112 | 77 | 19 | 53 | 546 | 78.0 | | | |
| Opponents | | 7 | 1425 | | 198-427 | .464 | 77-183 | .421 | 84-129 | .651 | 82 | 175 | 257 | 36.7 | 100 | 0 | 132 | 85 | 18 | 38 | 557 | 79.6 | | | |

Team Statistics

| | NEBR | OPP |
|------------------------|---------|---------|
| Scoring | | |
| Points per game | 546 | 557 |
| Scoring margin | 78.0 | 79.6 |
| | -1.6 | - |
| Field goals-att | | |
| Field goal pct | 188-405 | 198-427 |
| | .464 | .464 |
| 3 point fg-att | | |
| 3-point FG pct | 70-183 | 77-183 |
| | .383 | .421 |
| 3-pt FG made per game | 10.0 | 11.0 |
| Free throws-att | | |
| Free throw pct | 100-125 | 84-129 |
| | .800 | .651 |
| F-Throws made per game | 14.3 | 12.0 |
| Rebounds | | |
| Rebounds per game | 224 | 257 |
| | 32.0 | 36.7 |
| Rebounding margin | -4.7 | - |
| Assists | | |
| Assists per game | 112 | 132 |
| | 16.0 | 18.9 |
| Turnovers | | |
| Turnovers per game | 77 | 85 |
| | 11.0 | 12.1 |
| Turnover margin | +1.1 | - |
| Assist/turnover ratio | 1.5 | 1.6 |
| Steals | | |
| Steals per game | 53 | 38 |
| | 7.6 | 5.4 |
| Blocks | | |
| Blocks per game | 19 | 18 |
| | 2.7 | 2.6 |
| Winning streak | | |
| Home win streak | 0 | - |
| | 3 | - |
| Attendance | | |
| Home games-Avg/Game | 42137 | 39624 |
| | 3-14046 | 4-9906 |
| Neutral site-Avg/Game | - | 0-0 |

Team Results

| Date | Opponent | | Score | Att. |
|------------|--------------|-----|-------|-------|
| 12/06/2023 | at Minnesota | L | 65-76 | 6899 |
| 12/10/2023 | Michigan St. | W | 77-70 | 14585 |
| 01/03/2024 | Indiana | W | 86-70 | 13446 |
| 01/06/2024 | at Wisconsin | L | 72-88 | 15055 |
| 01/09/2024 | Purdue | W | 88-72 | 14106 |
| 01/12/2024 | at Iowa | L | 76-94 | 9670 |
| 01/17/2024 | at Rutgers | Lot | 82-87 | 8000 |



2023-24 Nebraska Men's Basketball Combined Team Statistics All games

Page 1/1
as of Jan 18, 2024

Game Records

| Record | Overall | Home | Away | Neutral |
|----------------|---------|------|------|---------|
| ALL GAMES | 13-5 | 11-1 | 1-4 | 1-0 |
| CONFERENCE | 3-4 | 3-0 | 0-4 | 0-0 |
| NON-CONFERENCE | 10-1 | 8-1 | 1-0 | 1-0 |

Score by Periods

| Team | 1st | 2nd | OT | TOT |
|-----------|-----|-----|----|------|
| Nebraska | 706 | 694 | 13 | 1413 |
| Opponents | 593 | 651 | 18 | 1262 |

Team Box Score

| No. | Player | | | | Total | | 3-Point | | F-Throw | | Rebounds | | | | | | | | | | | | | |
|-----------|---------------------|-------|--------|------|----------|-------|----------|------|---------|------|----------|-----|-----|------|-----|----|-----|-----|-----|-----|------|------|--|--|
| | | GP-GS | MIN | AVG | FG-FGA | FG% | 3FG-3FGA | 3FG% | FT-FTA | FT% | OFF | DEF | TOT | AVG | PF | DQ | A | TO | BLK | STL | PTS | AVG | | |
| 30 | TOMINAGA, Keisei | 16-16 | 418:20 | 26.1 | 78-168 | .464 | 38-101 | .376 | 39-45 | .867 | 3 | 25 | 28 | 1.8 | 18 | 0 | 19 | 14 | 0 | 17 | 233 | 14.6 | | |
| 3 | WILLIAMS, Brice | 18-18 | 503:45 | 28.0 | 77-180 | .428 | 27-74 | .365 | 59-68 | .868 | 19 | 81 | 100 | 5.6 | 41 | 1 | 49 | 31 | 13 | 18 | 240 | 13.3 | | |
| 51 | MAST, Rienk | 16-16 | 480:40 | 30.0 | 77-175 | .440 | 17-56 | .304 | 33-41 | .805 | 39 | 96 | 135 | 8.4 | 31 | 1 | 45 | 24 | 4 | 7 | 204 | 12.8 | | |
| 4 | GARY, Juwan | 15-9 | 370:20 | 24.7 | 68-131 | .519 | 15-45 | .333 | 24-36 | .667 | 40 | 47 | 87 | 5.8 | 29 | 0 | 18 | 9 | 14 | 18 | 175 | 11.7 | | |
| 0 | WILCHER, C.J. | 18-2 | 305:10 | 17.0 | 49-98 | .500 | 28-65 | .431 | 25-27 | .926 | 11 | 24 | 35 | 1.9 | 20 | 0 | 16 | 14 | 6 | 9 | 151 | 8.4 | | |
| 53 | ALLICK, Josiah | 17-11 | 389:20 | 22.9 | 36-69 | .522 | 4-13 | .308 | 38-56 | .679 | 32 | 54 | 86 | 5.1 | 27 | 1 | 22 | 21 | 7 | 11 | 114 | 6.7 | | |
| 10 | LAWRENCE, Jamarques | 18-18 | 437:28 | 24.3 | 35-105 | .333 | 14-57 | .246 | 21-28 | .750 | 7 | 59 | 66 | 3.7 | 39 | 0 | 46 | 37 | 0 | 13 | 105 | 5.8 | | |
| 1 | HOIBERG, Sam | 18-0 | 337:22 | 18.7 | 27-63 | .429 | 13-32 | .406 | 13-19 | .684 | 8 | 41 | 49 | 2.7 | 32 | 0 | 31 | 16 | 3 | 18 | 80 | 4.4 | | |
| 11 | RICE, Eli | 14-0 | 129:39 | 9.3 | 16-38 | .421 | 10-25 | .400 | 16-24 | .667 | 3 | 16 | 19 | 1.4 | 10 | 0 | 5 | 3 | 2 | 3 | 58 | 4.1 | | |
| 9 | COLEMAN, Jarron | 10-0 | 137:44 | 13.8 | 8-34 | .235 | 4-21 | .190 | 7-11 | .636 | 1 | 19 | 20 | 2.0 | 11 | 0 | 26 | 17 | 1 | 3 | 27 | 2.7 | | |
| 24 | GRACE, Jeff | 6-0 | 14:03 | 2.3 | 2-3 | .667 | 0-0 | .000 | 2-3 | .667 | 2 | 0 | 2 | 0.3 | 0 | 0 | 1 | 0 | 0 | 0 | 6 | 1.0 | | |
| 21 | DIOP, Matar | 11-0 | 53:48 | 4.9 | 3-6 | .500 | 0-1 | .000 | 3-9 | .333 | 2 | 8 | 10 | 0.9 | 9 | 0 | 4 | 5 | 2 | 2 | 9 | 0.8 | | |
| 31 | JACOBSEN, Cale | 11-0 | 41:01 | 3.7 | 3-6 | .500 | 0-2 | .000 | 3-6 | .500 | 0 | 3 | 3 | 0.3 | 4 | 0 | 4 | 2 | 0 | 1 | 9 | 0.8 | | |
| 35 | BURT, Henry | 4-0 | 06:19 | 1.6 | 1-1 | 1.000 | 0-0 | .000 | 0-2 | .000 | 0 | 2 | 2 | 0.5 | 0 | 0 | 0 | 0 | 0 | 0 | 2 | 0.5 | | |
| Team | | | | | | | | | | | 28 | 36 | 64 | | | | | 4 | | | | | | |
| Total | | 18 | 3625 | | 480-1077 | .446 | 170-492 | .346 | 283-375 | .755 | 195 | 511 | 706 | 39.2 | 271 | 3 | 286 | 197 | 52 | 120 | 1413 | 78.5 | | |
| Opponents | | 18 | 3625 | | 454-1137 | .399 | 154-472 | .326 | 200-287 | .697 | 219 | 448 | 667 | 37.1 | 306 | 6 | 234 | 212 | 60 | 109 | 1262 | 70.1 | | |

Team Statistics

| | NEBR | OPP |
|------------------------|-----------------|-----------------|
| Scoring | 1413 | 1262 |
| Points per game | 78.5 | 70.1 |
| Scoring margin | +8.4 | - |
| Field goals-att | 480-1077 | 454-1137 |
| Field goal pct | .446 | .399 |
| 3 point fg-att | 170-492 | 154-472 |
| 3-point FG pct | .346 | .326 |
| 3-pt FG made per game | 9.4 | 8.6 |
| Free throws-att | 283-375 | 200-287 |
| Free throw pct | .755 | .697 |
| F-Throws made per game | 15.7 | 11.1 |
| Rebounds | 706 | 667 |
| Rebounds per game | 39.2 | 37.1 |
| Rebounding margin | +2.2 | - |
| Assists | 286 | 234 |
| Assists per game | 15.9 | 13.0 |
| Turnovers | 197 | 212 |
| Turnovers per game | 10.9 | 11.8 |
| Turnover margin | +0.8 | - |
| Assist/turnover ratio | 1.5 | 1.1 |
| Steals | 120 | 109 |
| Steals per game | 6.7 | 6.1 |
| Blocks | 52 | 60 |
| Blocks per game | 2.9 | 3.3 |
| Winning streak | 0 | - |
| Home win streak | 5 | - |
| Attendance | 169282 | 49830 |
| Home games-Avg/Game | 12-14107 | 5-9966 |
| Neutral site-Avg/Game | - | 1-2938 |

Team Results

| Date | Opponent | | Score | Att. |
|------------|--------------------|-----|-------|-------|
| 11/06/2023 | Lindenwood | W | 84-52 | 13478 |
| 11/09/2023 | Florida A&M | W | 81-54 | 13766 |
| 11/13/2023 | Rider | W | 64-50 | 13478 |
| 11/15/2023 | Stony Brook | W | 84-63 | 13614 |
| 11/18/2023 | vs Oregon St. | W | 84-63 | 2938 |
| 11/22/2023 | Duquesne | W | 89-79 | 14426 |
| 11/26/2023 | Cal St. Fullerton | W | 85-72 | 14171 |
| 12/03/2023 | Creighton | L | 60-89 | 15838 |
| 12/06/2023 | at Minnesota | L | 65-76 | 6899 |
| 12/10/2023 | Michigan St. | W | 77-70 | 14585 |
| 12/17/2023 | at Kansas St. | W | 62-46 | 10206 |
| 12/20/2023 | North Dakota | W | 83-75 | 13387 |
| 12/29/2023 | South Carolina St. | W | 91-62 | 14987 |
| 01/03/2024 | Indiana | W | 86-70 | 13446 |
| 01/06/2024 | at Wisconsin | L | 72-88 | 15055 |
| 01/09/2024 | Purdue | W | 88-72 | 14106 |
| 01/12/2024 | at Iowa | L | 76-94 | 9670 |
| 01/17/2024 | at Rutgers | Lot | 82-87 | 8000 |