

NCAA Gymnastics Score Sheet

Teams: Home Air Force Academy

Visitor Rocky Mountain Mavericks

Date Jan 20, 2024

Place US Air Force Academy

Attendance 0

Name	D	1	2	3	4	5	nd	AVE
1 Bryan Woffinden	205	4.9	8.3	8.1				13.100
2 Tai Gopaul	196	5.4	8.5	8.4				13.850
3 Jake Sampier	203	5.5	8.4	8.3				13.850
4 Erich Upton	204	5.6	8.6	8.5			-0.1	14.050
5 Garrett Braunton	194	5.4	8.5	8.6				13.950

Name	D	1	2	3	4	5	nd	AVE
1 Colter Schaefer	170	3.8	7.0	7.3				10.950
2 Ethan Zenick	171	4.0	8.4	8.3				12.350
3 Jacob Kreps	166	5.0	6.7	6.8			-0.3	11.450
4 Dyson Adsit	159	4.1	7.7	7.5			-0.1	11.600
5 Gavin Robey	169	3.5	9.0	8.9				12.450

Floor Score: **68.800** Running Score: **68.800**

Floor Score: **58.800** Running Score: **58.800**

Pommel	D	1	2	3	4	5	nd	AVE
1 Jack Matlock	200	5.0	8.2	7.8				13.000
2 Erich Upton	204	4.7	8.5	8.6				13.250
3 Garrett Braunton	194	5.0	7.5	7.5				12.500
4 Sam Brown	195	5.5	8.0	8.0				13.500
5 Patrick Hoopes	197	6.5	8.2	7.8				14.500

Pommel	D	1	2	3	4	5	nd	AVE
1 Gavin Robey	169	3.7	8.8	8.8				12.500
2 Caleb Demarest	163	3.2	7.4	7.0				10.400
3 Marshall Burrows	162	3.3	9.0	9.0				12.300
4 Ethan Zenick	171	3.6	7.8	7.2				11.100
5 Kyler Hartley	164	4.3	7.7	7.6				11.950

Pommel Score: **66.750** Running Score: **135.550**

Pommel Score: **58.250** Running Score: **117.050**

Rings	D	1	2	3	4	5	nd	AVE
1 Charlie Miles	201	4.2	8.1	8.2				12.350
2 Jacob Becchetti	192	4.9	7.6	7.8				12.600
3 Tai Gopaul	196	4.4	8.9	9.0				13.350
4 Erich Upton	204	4.5	8.7	9.0				13.350
5 Garrett Braunton	194	4.9	8.0	8.2				13.000

Rings	D	1	2	3	4	5	nd	AVE
1 Bartholomew Baker	160	3.2	7.7	8.0			-0.3	10.750
2 Caleb Demarest	163	3.6	6.9	7.1				10.600
3 Jacob Kreps	166	3.8	6.9	7.0				10.750
4 Gavin Robey	169	3.9	8.6	8.4				12.400
5 Kyler Hartley	164	4.6	8.8	9.0				13.500

Rings Score: **64.650** Running Score: **200.200**

Rings Score: **58.000** Running Score: **175.050**

Vault	D	1	2	3	4	5	nd	AVE
1 Tai Gopaul	196	4.4	8.6	8.8			-0.3	12.800
2 Jake Sampier	203	4.5	9.0	8.8				13.400
3 Garrett Braunton	194	3.6	8.1	8.1				11.700
4 Bryan Woffinden	205	5.2	8.6	8.8				13.900
5 Erich Upton	204	5.6	7.3	7.3			-0.3	12.600

Vault	D	1	2	3	4	5	nd	AVE
1 Ethan Zenick	171	4.0	8.7	8.8			-0.1	12.650
2 Colter Schaefer	170	4.0	7.4	7.7			-0.1	11.450
3 Caleb Demarest	163	4.0	8.1	7.9				12.000
4 Jacob Kreps	166	4.0	9.2	9.3			-0.1	13.150
5 Dyson Adsit	159	4.0	9.3	9.2				13.250

Vault Score: **64.400** Running Score: **264.600**

Vault Score: **62.500** Running Score: **237.550**

P. Bar	D	1	2	3	4	5	nd	AVE
1 Patrick Hoopes	197	4.3	8.7	8.7				13.000
2 Tai Gopaul	196	4.6	8.5	8.5				13.100
3 Garrett Braunton	194	5.2	8.7	8.7				13.900
4 Charlie Miles	201	4.9	9.0	9.2				14.000
5 Erich Upton	204	5.0	9.0	8.9				13.950

P. Bar	D	1	2	3	4	5	nd	AVE
1 Gavin Robey	169	3.2	9.5	9.4				12.650
2 Marshall Burrows	162	3.0	9.0	9.2				12.100
3 Jacob Kreps	166	3.5	8.5	8.8				12.150
4 Cody Myers	168	3.2	8.0	7.9				11.150
5 Kyler Hartley	164	3.8	8.6	8.9				12.550

P. Bar Score: **67.950** Running Score: **332.550**

P. Bar Score: **60.600** Running Score: **298.150**

H. Bar	D	1	2	3	4	5	nd	AVE
1 Bryan Woffinden	205	4.9	7.6	7.5				12.450
2 Charlie Miles	201	4.6	8.5	8.6				13.150
3 Tai Gopaul	196	3.4	6.9	6.9				10.300
4 Erich Upton	204	3.8	6.5	6.3				10.200
5 Garrett Braunton	194	5.6	8.6	8.4				14.100

H. Bar	D	1	2	3	4	5	nd	AVE
1 Ethan Zenick	171	3.3	8.2	8.2				11.500
2 Colton Jayce	165	3.0	6.0	6.3				9.150
3 Dyson Adsit	159	3.3	8.8	8.9				12.150
4 Jacob Kreps	166	3.5	7.2	7.6				10.900
5 Cody Myers	168	3.5	8.1	8.4				11.750

H. Bar Score: **60.200** Running Score: **392.750**

H. Bar Score: **55.450** Running Score: **353.600**

Final Team Score: **392.750**

Final Team Score: **353.600**

All-Arounders

All-Arounders

	Upton	Braunton
FX	14.050	13.950
PH	13.250	12.500
SR	13.350	13.000
VT	12.600	11.700
PB	13.950	13.900
HB	10.200	14.100
AA	77.400	79.150

FX		
PH		
SR		
VT		
PB		
HB		
AA		

Judge's Signatures *FX Kaiser Mock *PH Brian Richmond *SR Bear Danley *VT Eric Smith *PB John Portillo *HB Bob Busse
 *Head Judge FX Michael Brey PH Chris Muenz SR Sam Bode VT Brad LeClair PB Michael Kramer HB Stephen Veltre

Coach's Signature _____ Coach's Signature Tabor Cowden

NCAA Gymnastics Score Sheet

Teams: Home University of Nebraska-Lincoln Visitor University of Oklahoma

Date Jan 20, 2024 Place US Air Force Academy Attendance 0

		Name	D	1	2	3	4	5	nd	AVE			Name	D	1	2	3	4	5	nd	AVE		
F L O O R	1	Chris Hiser	123	5.3	8.0	7.8				13.200	1	Matthew Burgoyne	140	5.2	8.7	8.8						13.950	
	2	Nathan York	136	5.6	8.3	8.5				14.000	2	Jack Freeman	145	5.5	8.8	8.6							14.200
	3	Chase Mondl	127	5.1	7.5	7.7				12.700	3	Colin Flores	143	5.3	8.3	8.4							13.650
	4	Luke James	124	5.3	8.2	8.4				13.600	4	Fuzzy Benas	138	5.5	8.6	8.8						-0.1	14.100
	5	Sam Phillips	133	5.5	8.6	8.5				14.050	5	Emre Dodanli	142	6.0	9.2	9.3							15.250

Floor Score: **67.550** Running Score: **67.550** Floor Score: **71.150** Running Score: **71.150**

P O M M E L	1	James Friedman	121	4.9	9.0	8.8				13.800	1	Kelton Christiansen	141	5.0	8.8	8.7							13.750
	2	Travis Wong	135	5.6	8.5	8.2				13.950	2	Cailen Walker	156	5.3	8.2	8.4							13.600
	3	Nathan York	136	5.0	8.2	7.8				13.000	3	Tyler Flores	144	5.1	9.1	8.9							14.100
	4	Cooper Giles	122	5.7	8.3	8.2				13.950	4	Zach Nunez	152	6.0	8.9	8.7							14.800
	5	Taylor Christopoulos	117	5.2	8.8	8.7				13.950	5	Ignacio Yockers	157	6.2	8.8	8.7							

Pommel Score: **68.650** Running Score: **136.200** Pommel Score: **71.200** Running Score: **142.350**

R I N G S	1	Yanni Chronopoulos	118	4.8	8.3	8.5				13.200	1	Matthew Burgoyne	140	4.5	8.7	8.5							13.100
	2	Chris Hiser	123	5.0	8.7	8.8				13.750	2	Adriel Perales	153	5.1	8.8	9.0							14.000
	3	Travis Wong	135	4.9	8.5	8.7				13.500	3	Fuzzy Benas	138	4.8	8.8	9.0							13.700
	4	Asher Cohen	119	5.4	7.9	8.0				13.350	4	Tas Hajdu	147	5.4	8.7	8.8							14.150
	5	Sam Phillips	133	4.8	8.2	8.3				13.050	5	Colin Flores	143	4.5	8.4	8.4							

Rings Score: **66.850** Running Score: **203.050** Rings Score: **67.850** Running Score: **210.200**

V A U L T	1	Chase Mondl	127	5.2	9.2	9.2				14.400	1	Brigham Frenthway	146	5.2	9.0	9.0							14.200
	2	Alex Nitache	129	5.2	8.8	8.9			-0.1	13.950	2	Colin Flores	143	5.2	8.5	8.3							13.600
	3	Zachary Tideman	134	5.2	9.3	9.3				14.500	3	Max Bereznev	139	5.2	9.3	9.4							14.550
	4	Luke James	124	5.2	8.7	8.8				13.950	4	Fuzzy Benas	138	5.3	9.2	9.3							14.550
	5	Taylor Christopoulos	117	5.2	9.2	9.1				14.350	5	Emre Dodanli	142	5.2	8.9	8.8							14.050

Vault Score: **71.150** Running Score: **274.200** Vault Score: **70.950** Running Score: **281.150**

P B A R S	1	James Friedman	121	4.6	7.7	8.1				12.500	1	Colin Flores	143	5.2	8.9	9.1							14.200
	2	Cole Partridge	131	5.1	9.2	9.0				14.200	2	Adriel Perales	153	5.3	8.3	8.3							13.600
	3	Asher Cohen	119	5.0	8.1	8.4				13.250	3	Ignacio Yockers	157	4.7	8.9	9.0							13.650
	4	Sam Phillips	133	5.3	8.6	8.4				13.800	4	Fuzzy Benas	138	5.4	9.3	9.5							14.800
	5	Taylor Christopoulos	117	5.2	9.0	8.9				14.150	5	Emre Dodanli	142	5.5	8.9	8.7							14.300

P. Bar Score: **67.900** Running Score: **342.100** P. Bar Score: **70.550** Running Score: **351.700**

H B A R	1	Max Odden	130	4.8	8.5	8.7				13.400	1	Brigham Frenthway	146	4.8	8.6	8.5							13.350
	2	Cole Partridge	131	5.0	9.1	9.1				14.100	2	Jack Freeman	145	5.5	8.7	8.8							14.250
	3	Zachary Tideman	134	5.1	8.8	8.5				13.750	3	Kelton Christiansen	141	5.0	9.0	9.0							14.000
	4	Sam Phillips	133	5.4	7.1	7.5				12.700	4	Fuzzy Benas	138	5.6	8.4	8.2							13.900
	5	Taylor Christopoulos	117	5.6	7.8	8.1				13.550	5	Emre Dodanli	142	5.7	8.3	8.6							14.150

H. Bar Score: **67.500** Running Score: **409.600** H. Bar Score: **69.650** Running Score: **421.350**

Final Team Score: 409.600 Team ND: -1.0 Final Team Score: 420.350

All-Arounders

All-Arounders

FX	Phillips				
PH	14.050				
SR	11.000				
VT	13.050				
PB	13.750				
HB	13.800				
AA	12.700				
	78.350				

	Benas	Flores			
	14.100	13.650			
	14.150	13.100			
	13.700	12.900			
	14.550	13.600			
	14.800	14.200			
	13.900	13.350			
	85.200	80.800			

Judge's Signatures * FX Kaiser Mock * PH Brian Richmond * SR Bear Danley * VT Eric Smith * PB John Portillo * HB Bob Busse
 * Head Judge Michael Brey Chris Muenz Sam Bode Brad LeClair Michael Kramer Stephen Veltre
 Coach's Signature Chuck Chmelka Coach's Signature Mark Williams

2024 Rocky Mountain Open

Event Results - Floor

Jan 20, 2024

Page: 1
Printed: 1/20/2024 8:31 PM

Men / 10
Session: 1



Rank	Num	Name	Gym	Diff	Exec	ND	Score	Out
1	142	Emre Dodanli	OU	6.000	9.250	..	15.250	0.000
2	145	Jack Freeman	OU	5.500	8.700	..	14.200	1.050
3	138	Fuzzy Benas	OU	5.500	8.700	-0.1	14.100	1.150
4T	204	Erich Upton	AFA	5.600	8.550	-0.1	14.050	1.200
5T	133	Sam Phillips	Neb	5.500	8.550	..	14.050	1.200
6	136	Nathan York	Neb	5.600	8.400	..	14.000	1.250
7T	140	Matthew Burgoyne	OU	5.200	8.750	..	13.950	1.300
8T	194	Garrett Braunton	AFA	5.400	8.550	..	13.950	1.300
9T	196	Tai Gopaul	AFA	5.400	8.450	..	13.850	1.400
10T	203	Jake Sampier	AFA	5.500	8.350	..	13.850	1.400
11	143	Colin Flores	OU	5.300	8.350	..	13.650	1.600
12*	126	Toby Liang	Neb	5.300	8.300	..	13.600	1.650
13*	124	Luke James	Neb	5.300	8.300	..	13.600	1.650
14	188	Cooper Kim	Ind	5.400	8.000	-0.1	13.300	1.950
15	132	Joey Pepe	Neb	4.500	8.750	..	13.250	2.000
16	123	Chris Hiser	Neb	5.300	7.900	..	13.200	2.050
17	205	Bryan Woffinden	AFA	4.900	8.200	..	13.100	2.150
18	127	Chase Mondl	Neb	5.100	7.600	..	12.700	2.550
19	169	Gavin Robey	RM	3.500	8.950	..	12.450	2.800
20	171	Ethan Zenick	RM	4.000	8.350	..	12.350	2.900
21	189	Nick Cruz	Ind	4.800	6.950	..	11.750	3.500
22	159	Dyson Adsit	RM	4.100	7.600	-0.1	11.600	3.650
23	166	Jacob Kreps	RM	5.000	6.750	-0.3	11.450	3.800
24	190	Jared Fry	Ind	5.100	6.450	-0.3	11.250	4.000
25	170	Colter Schaefer	RM	3.800	7.150	..	10.950	4.300
26	128	A.J. Morgan	Neb	15.250

2024 Rocky Mountain Open

Event Results - Pommel

Jan 20, 2024

Page: 1

Printed: 1/20/2024 8:31 PM

Men / 10

Session: 1



Rank	Num	Name	Gym	Diff	Exec	ND	Score	Out
1	157	Ignacio Yockers	OU	6.200	8.750	.._	14.950	0.000
2	152	Zach Nunez	OU	6.000	8.800	.._	14.800	0.150
3	197	Patrick Hoopes	AFA	6.500	8.000	.._	14.500	0.450
4	138	Fuzzy Benas	OU	5.600	8.550	.._	14.150	0.800
5	144	Tyler Flores	OU	5.100	9.000	.._	14.100	0.850
6T	117	Taylor Christopulos	Neb	5.200	8.750	.._	13.950	1.000
7T	135	Travis Wong	Neb	5.600	8.350	.._	13.950	1.000
8T	122	Cooper Giles	Neb	5.700	8.250	.._	13.950	1.000
9	121	James Friedman	Neb	4.900	8.900	.._	13.800	1.150
10	141	Kelton Christiansen	OU	5.000	8.750	.._	13.750	1.200
11	156	Cailen Walker	OU	5.300	8.300	.._	13.600	1.350
12	195	Sam Brown	AFA	5.500	8.000	.._	13.500	1.450
13	126	Toby Liang	Neb	4.800	8.600	.._	13.400	1.550
14	204	Erich Upton	AFA	4.700	8.550	.._	13.250	1.700
15	143	Colin Flores	OU	4.800	8.300	.._	13.100	1.850
16*	200	Jack Matlock	AFA	5.000	8.000	.._	13.000	1.950
17*	136	Nathan York	Neb	5.000	8.000	.._	13.000	1.950
18	190	Jared Fry	Ind	4.400	8.400	.._	12.800	2.150
19T	169	Gavin Robey	RM	3.700	8.800	.._	12.500	2.450
20T	194	Garrett Braunton	AFA	5.000	7.500	.._	12.500	2.450
21	162	Marshall Burrows	RM	3.300	9.000	.._	12.300	2.650
22	164	Kyler Hartley	RM	4.300	7.650	.._	11.950	3.000
23	132	Joey Pepe	Neb	3.900	7.800	.._	11.700	3.250
24	171	Ethan Zenick	RM	3.600	7.500	.._	11.100	3.850
25	133	Sam Phillips	Neb	4.100	6.900	.._	11.000	3.950
26	189	Nick Cruz	Ind	4.400	6.550	.._	10.950	4.000
27	163	Caleb Demarest	RM	3.200	7.200	.._	10.400	4.550
28	188	Cooper Kim	Ind	3.800	4.250	.._	8.050	6.900
29	128	A.J. Morgan	Neb	0.000	0.000	.._	0.000	14.950

2024 Rocky Mountain Open

Event Results - Rings

Jan 20, 2024

Page: 1
Printed: 1/20/2024 8:31 PM

Men / 10
Session: 1



Rank	Num	Name	Gym	Diff	Exec	ND	Score	Out
1	147	Tas Hajdu	OU	5.400	8.750	..-	14.150	0.000
2	153	Adriel Perales	OU	5.100	8.900	..-	14.000	0.150
3	123	Chris Hiser	Neb	5.000	8.750	..-	13.750	0.400
4	138	Fuzzy Benas	OU	4.800	8.900	..-	13.700	0.450
5T	164	Kyler Hartley	RM	4.600	8.900	..-	13.500	0.650
6T	135	Travis Wong	Neb	4.900	8.600	..-	13.500	0.650
7T	196	Tai Gopaul	AFA	4.400	8.950	..-	13.350	0.800
8T	204	Erich Upton	AFA	4.500	8.850	..-	13.350	0.800
9T	119	Asher Cohen	Neb	5.400	7.950	..-	13.350	0.800
10	118	Yanni Chronopoulos	Neb	4.800	8.400	..-	13.200	0.950
11	140	Matthew Burgoyne	OU	4.500	8.600	..-	13.100	1.050
12	133	Sam Phillips	Neb	4.800	8.250	..-	13.050	1.100
13	194	Garrett Braunton	AFA	4.900	8.100	..-	13.000	1.150
14	143	Colin Flores	OU	4.500	8.400	..-	12.900	1.250
15	126	Toby Liang	Neb	4.400	8.450	..-	12.850	1.300
16*	190	Jared Fry	Ind	4.400	8.400	..-	12.800	1.350
17*	189	Nick Cruz	Ind	4.400	8.400	..-	12.800	1.350
18	192	Jacob Becchetti	AFA	4.900	7.700	..-	12.600	1.550
19	128	A.J. Morgan	Neb	3.900	8.600	..-	12.500	1.650
20	169	Gavin Robey	RM	3.900	8.500	..-	12.400	1.750
21	201	Charlie Miles	AFA	4.200	8.150	..-	12.350	1.800
22	188	Cooper Kim	Ind	4.000	8.200	..-	12.200	1.950
23	132	Joey Pepe	Neb	4.600	6.850	..-	11.450	2.700
24T	160	Bartholomew Baker	RM	3.200	7.850	-0.3	10.750	3.400
25T	166	Jacob Kreps	RM	3.800	6.950	..-	10.750	3.400
26	163	Caleb Demarest	RM	3.600	7.000	..-	10.600	3.550

2024 Rocky Mountain Open

Event Results - Vault

Jan 20, 2024

Page: 1
Printed: 1/20/2024 8:31 PM

Men / 10
Session: 1



Rank	Num	Name	Gym	Diff	Exec	ND	Score	Out
1T	139	Max Bereznev	OU	5.200	9.350	._.	14.550	0.000
2T	138	Fuzzy Benas	OU	5.300	9.250	._.	14.550	0.000
3	134	Zachary Tiderman	Neb	5.200	9.300	._.	14.500	0.050
4T	188	Cooper Kim	Ind	4.800	9.600	._.	14.400	0.150
5T	127	Chase Mondì	Neb	5.200	9.200	._.	14.400	0.150
6	117	Taylor Christopulos	Neb	5.200	9.150	._.	14.350	0.200
7	146	Brigham Frentheway	OU	5.200	9.000	._.	14.200	0.350
8	142	Emre Dodanli	OU	5.200	8.850	._.	14.050	0.500
9	189	Nick Cruz	Ind	4.800	9.300	-0.1	14.000	0.550
10T	190	Jared Fry	Ind	4.800	9.250	-0.1	13.950	0.600
11T	129	Alex Nitache	Neb	5.200	8.850	-0.1	13.950	0.600
12T	124	Luke James	Neb	5.200	8.750	._.	13.950	0.600
13	205	Bryan Woffinden	AFA	5.200	8.700	._.	13.900	0.650
14	133	Sam Phillips	Neb	4.900	8.850	._.	13.750	0.800
15	126	Toby Liang	Neb	4.800	8.900	._.	13.700	0.850
16	143	Colin Flores	OU	5.200	8.400	._.	13.600	0.950
17	203	Jake Sampier	AFA	4.500	8.900	._.	13.400	1.150
18	159	Dyson Adsit	RM	4.000	9.250	._.	13.250	1.300
19	166	Jacob Kreps	RM	4.000	9.250	-0.1	13.150	1.400
20	196	Tai Gopaul	AFA	4.400	8.700	-0.3	12.800	1.750
21	171	Ethan Zenick	RM	4.000	8.750	-0.1	12.650	1.900
22	204	Erich Upton	AFA	5.600	7.300	-0.3	12.600	1.950
23	132	Joey Pepe	Neb	5.200	7.500	-0.3	12.400	2.150
24	163	Caleb Demarest	RM	4.000	8.000	._.	12.000	2.550
25	194	Garrett Braunton	AFA	3.600	8.100	._.	11.700	2.850
26	170	Colter Schaefer	RM	4.000	7.550	-0.1	11.450	3.100
27	128	A.J. Morgan	Neb	._.	._.	._.	._.	14.550

2024 Rocky Mountain Open

Event Results - P Bars

Jan 20, 2024

Page: 1
Printed: 1/20/2024 8:31 PM

Men / 10
Session: 1



Rank	Num	Name	Gym	Diff	Exec	ND	Score	Out
1	138	Fuzzy Benas	OU	5.400	9.400	..-	14.800	0.000
2	142	Emre Dodanli	OU	5.500	8.800	..-	14.300	0.500
3T	131	Cole Partridge	Neb	5.100	9.100	..-	14.200	0.600
4T	143	Colin Flores	OU	5.200	9.000	..-	14.200	0.600
5	117	Taylor Christopulos	Neb	5.200	8.950	..-	14.150	0.650
6T	201	Charlie Miles	AFA	4.900	9.100	..-	14.000	0.800
7T	126	Toby Liang	Neb	5.000	9.000	..-	14.000	0.800
8	204	Erich Upton	AFA	5.000	8.950	..-	13.950	0.850
9	194	Garrett Braunton	AFA	5.200	8.700	..-	13.900	0.900
10	133	Sam Phillips	Neb	5.300	8.500	..-	13.800	1.000
11	157	Ignacio Yockers	OU	4.700	8.950	..-	13.650	1.150
12	153	Adriel Perales	OU	5.300	8.300	..-	13.600	1.200
13	132	Joey Pepe	Neb	5.400	8.100	..-	13.500	1.300
14	119	Asher Cohen	Neb	5.000	8.250	..-	13.250	1.550
15	196	Tai Gopaul	AFA	4.600	8.500	..-	13.100	1.700
16T	197	Patrick Hoopes	AFA	4.300	8.700	..-	13.000	1.800
17T	189	Nick Cruz	Ind	4.600	8.400	..-	13.000	1.800
18	169	Gavin Robey	RM	3.200	9.450	..-	12.650	2.150
19	188	Cooper Kim	Ind	4.600	8.000	..-	12.600	2.200
20	164	Kyler Hartley	RM	3.800	8.750	..-	12.550	2.250
21	121	James Friedman	Neb	4.600	7.900	..-	12.500	2.300
22	190	Jared Fry	Ind	4.700	7.700	..-	12.400	2.400
23	166	Jacob Kreps	RM	3.500	8.650	..-	12.150	2.650
24	162	Marshall Burrows	RM	3.000	9.100	..-	12.100	2.700
25	168	Cody Myers	RM	3.200	7.950	..-	11.150	3.650
26	128	A.J. Morgan	Neb	0.000	0.000	..-	0.000	14.800

2024 Rocky Mountain Open

Event Results - H Bar

Jan 20, 2024

Page: 1
Printed: 1/20/2024 8:31 PM

Men / 10
Session: 1



Rank	Num	Name	Gym	Diff	Exec	ND	Score	Out
1	145	Jack Freeman	OU	5.500	8.750	._.	14.250	0.000
2	142	Emre Dodanli	OU	5.700	8.450	._.	14.150	0.100
3T	131	Cole Partridge	Neb	5.000	9.100	._.	14.100	0.150
4T	194	Garrett Braunton	AFA	5.600	8.500	._.	14.100	0.150
5	141	Kelton Christiansen	OU	5.000	9.000	._.	14.000	0.250
6T	126	Toby Liang	Neb	4.900	9.000	._.	13.900	0.350
7T	138	Fuzzy Benas	OU	5.600	8.300	._.	13.900	0.350
8	134	Zachary Tideman	Neb	5.100	8.650	._.	13.750	0.500
9	117	Taylor Christopulos	Neb	5.600	7.950	._.	13.550	0.700
10	130	Max Odden	Neb	4.800	8.600	._.	13.400	0.850
11T	143	Colin Flores	OU	4.600	8.750	._.	13.350	0.900
12T	146	Brigham Frentheway	OU	4.800	8.550	._.	13.350	0.900
13	201	Charlie Miles	AFA	4.600	8.550	._.	13.150	1.100
14	190	Jared Fry	Ind	4.400	8.450	._.	12.850	1.400
15	133	Sam Phillips	Neb	5.400	7.300	._.	12.700	1.550
16	132	Joey Pepe	Neb	4.300	8.350	._.	12.650	1.600
17	189	Nick Cruz	Ind	4.100	8.400	._.	12.500	1.750
18	205	Bryan Woffinden	AFA	4.900	7.550	._.	12.450	1.800
19	159	Dyson Adsit	RM	3.300	8.850	._.	12.150	2.100
20	168	Cody Myers	RM	3.500	8.250	._.	11.750	2.500
21	171	Ethan Zenick	RM	3.300	8.200	._.	11.500	2.750
22	188	Cooper Kim	Ind	4.500	6.800	._.	11.300	2.950
23	166	Jacob Kreps	RM	3.500	7.400	._.	10.900	3.350
24	196	Tai Gopaul	AFA	3.400	6.900	._.	10.300	3.950
25	204	Erich Upton	AFA	3.800	6.400	._.	10.200	4.050
26	165	Colton Jayce	RM	3.000	6.150	._.	9.150	5.100
27	128	A.J. Morgan	Neb	0.000	0.000	._.	0.000	14.250







2024 Rocky Mountain Open

Event Results - AA

Jan 20, 2024

Page:
Printed: 1/20/2024 8:31 PM

Men / 10
Session: :

Rank	Num	Name	Gym							AA
1	138	Fuzzy Benas	OU	14.100	14.150	13.700	14.550	14.800	13.900	85.200
2	126	Toby Liang	Neb	13.600	13.400	12.850	13.700	14.000	13.900	81.450
3	143	Colin Flores	OU	13.650	13.100	12.900	13.600	14.200	13.350	80.800
4	194	Garrett Braunton	AFA	13.950	12.500	13.000	11.700	13.900	14.100	79.150
5	133	Sam Phillips	Neb	14.050	11.000	13.050	13.750	13.800	12.700	78.350
6	204	Erich Upton	AFA	14.050	13.250	13.350	12.600	13.950	10.200	77.400
7	190	Jared Fry	Ind	11.250	12.800	12.800	13.950	12.400	12.850	76.050
8	189	Nick Cruz	Ind	11.750	10.950	12.800	14.000	13.000	12.500	75.000
9	132	Joey Pepe	Neb	13.250	11.700	11.450	12.400	13.500	12.650	74.950
10	188	Cooper Kim	Ind	13.300	8.050	12.200	14.400	12.600	11.300	71.850
11	128	A.J. Morgan	Neb		0.000	12.500		0.000	0.000	12.500