



# NEBRASKA BASKETBALL

## 2023-24 GAME NOTES

X HUSKERMBB

Instagram HUSKERMBB

Facebook HUSKERMBB

### GAME 27

OPPONENT: AT INDIANA  
DATE: WEDNESDAY, FEB. 21  
TIPOFF: 7:37 P.M. (CENTRAL)  
LOCATION: BLOOMINGTON, IND.  
ARENA: SIMON SKJODT ASSEMBLY HALL

### GAME AT A GLANCE



#### Indiana Hoosiers

2023-24 Record: .....14-11 (6-8 B1G)  
Head Coach: .....Mike Woodson  
Record at School: .....58-37 (3rd year)  
Career Record: .....Same



#### Huskers Radio Network

Play-by-Play: .....Kent Pavelka  
Analyst: .....Jake Muhleisen



#### Nebraska Cornhuskers

2023-24 Record: .....18-8 (8-7 B1G)  
Head Coach: .....Fred Hoiberg  
Record at Nebraska: .....58-91 (5th year)  
Career Record: .....173-147 (10th year)



#### Big Ten Network

Play-by-Play: .....Kevin Kugler  
Analyst: .....Shon Morris

### 2023-24 SCHEDULE

Date	AP Rk.	Opponent	TV/Online	Time
Nov. 6		Lindenwood	B1G+	W 84-52
Nov. 9		Florida A&M	B1G+	W, 81-54
Nov. 13		Rider (Cornhusker Classic)	BTN	W, 64-50
Nov. 15		Stony Brook (Cornhusker Classic)	B1G+	W, 84-63
Nov. 18		vs. Oregon State	Peacock	W, 84-63
Nov. 22		Duquesne (Cornhusker Classic)	BTN	W, 89-79
Nov. 26		Cal State Fullerton	B1G+	W, 85-72
Dec. 3		No. 15 Creighton	FS1	L, 60-89
Dec. 6		at Minnesota *	BTN	L, 65-76
Dec. 10		Michigan State *	BTN	W, 77-70
Dec. 17		at Kansas State	Big 12 Now (ESPN+)	W, 62-46
Dec. 20		North Dakota	B1G+	W, 83-75
Dec. 29		South Carolina State	B1G+	W, 91-62
Jan. 3		Indiana *	BTN	W, 86-70
Jan. 6		at No. 21 Wisconsin *	BTN	L, 72-88
Jan. 9		No. 1 Purdue *	Peacock	W, 88-72
Jan. 12		at Iowa *	BTN	L, 76-94
Jan. 17		at Rutgers *	BTN	L, 82-87 (OT)
Jan. 20		Northwestern *	BTN	W, 75-69
Jan. 23		Ohio State *	Peacock	W, 83-69
Jan. 27		at Maryland *	BTN	L, 51-73
Feb. 1		No. 6 Wisconsin *	BTN	W, 80-72 (OT)
Feb. 4		at No. 14 Illinois *	BTN	L, 84-87 (OT)
Feb. 7		at Northwestern *	BTN	L, 68-80
Feb. 10		Michigan *	BTN	W, 79-59
Feb. 17		Penn State *	BTN	W, 68-49
Feb. 21		at Indiana *	BTN	7:30 p.m.
Feb. 25		Minnesota *	BTN	5:30 p.m.
Feb. 29		at Ohio State *	FS1	5:30 p.m.
March 3		Rutgers *	BTN	5:30 p.m.
March 10		at Michigan *	BTN	11 a.m.
March 13-17		at Big Ten Tournament	TBA	TBA

\*-Big Ten Conference Game; Home games are in red and bold

### ON THE AIR

**Radio:** Wednesday's game will be carried on the Huskers Radio Network with Kent Pavelka and Jake Muhleisen on the call, including KLIN (1400 AM) in Lincoln, KXSP (590 AM) in Omaha and KRVN (880 AM) in Lexington and will also be available on Huskers.com and the Huskers app. The pregame show begins an hour before tipoff.

**TV/Online:** Wednesday's game will be on BTN with Kevin Kugler and Shon Morris on the call. It will also be available online on the Fox Sports app.

## HUSKERS LOOK FOR BIG ROAD WIN AT INDIANA WEDNESDAY EVENING

The Nebraska men's basketball team looks to extend a two-game winning streak on Wednesday, as the Huskers travel to Bloomington, Ind., to face the Indiana Hoosiers. Tipoff from Simon Skjodt Assembly Hall is set for shortly after 7:30 p.m. (central) and the matchup will be televised on BTN and available on the Huskers Radio Network.

Nebraska (18-8, 8-7 Big Ten) brings a two-game win streak to Bloomington following a 68-49 win over Penn State last Saturday. The Huskers held Penn State to 33 percent shooting and out-rebounded the Nittany Lions, 42-31. Keisei Tominaga led three Huskers in double figures with 17 points, including 12 in the second half as Nebraska extended a six-point halftime lead by out-scoring the Nittany Lions, 40-27 in the second half. Nebraska held Penn State 25 points below its season average, while the 49 points allowed matched Nebraska's lowest total allowed in Big Ten play since 2015.

The effort against Penn State continued a trend for the Huskers this month. Over the last five games, NU has allowed an average of 69.4 points per game, which is eight points per game fewer than during January. Nebraska has held all five opponents this month under 43 percent shooting, and the Huskers will be challenged by an Indiana team which is third in the Big Ten in field goal percentage.

Indiana (14-11, 6-8 Big Ten) looks to break a two-game losing streak following a 76-72 loss to Northwestern on Sunday. Kel'e Ware had 22 points and 16 rebounds while Mackenzie Mgbako had 20 points as Indiana nearly rallied back from a 16-point deficit in the final six minutes of the game. Indiana shot 51 percent from the field but went just 12-of-21 from the foul line while Northwestern went 22-of-28 from the charity stripe, including 13-of-17 in the second half.

#### Defensive Strides

Category	Jan.	Feb.
Opp PPG	77.8	69.4
Opp FG Pct.	.450	.387

# 19.5

Keisei Tominaga is averaging 19.5 points per game over the last four games on 53 percent shooting, including 46 percent from 3-point range.

### 2023-24 ROSTER AT A GLANCE

No	Name	Pos.	Ht.	Wt.	Yr.	Hometown	GP/GS	MPG	PPG	RPG	APG	BPG	SPG
0	C.J. Wilcher	G	6-5	214	Jr.	Plainfield, N.J.	26/2	18.6	8.7	1.8	1.0	0.2	0.5
1	Sam Hoiberg	G	6-0	183	So.	Lincoln, Neb.	26/0	19.6	3.9	3.0	1.6	0.1	1.0
2	Ramel Lloyd Jr.	G	6-6	210	RFr.	Woodland Hills, Calif.	-/-						
3	Brice Williams	G	6-7	213	Jr.	Huntersville, N.C.	26/26	29.0	12.6	5.7	2.5	0.6	1.0
4	Juwan Gary	F	6-6	221	Jr.	Columbia, S.C.	20/12	26.2	11.5	5.9	1.2	0.9	1.2
5	Ahron Ulis	G	6-3	190	Jr.	Chicago, Ill.	-/-						
9	Jarron Coleman	G	6-5	213	Sr.	Indianapolis, Ind.	11/0	12.6	2.5	1.8	2.4	0.1	0.3
10	Jamarques Lawrence	G	6-3	182	So.	Plainfield, N.J.	26/23	23.9	6.0	3.3	2.6	0.0	0.8
11	Eli Rice	G	6-8	213	Fr.	Gallatin, Tenn.	17/0	9.9	4.2	1.6	0.4	0.2	0.2
15	Blaise Keita	F	6-11	257	Jr.	Bamako, Republic of Mali	-/-						
21	Matar Diop	F	6-10	213	Fr.	Dakar, Senegal	14/0	4.1	0.9	0.8	0.3	0.1	0.1
24	Jeff Grace	G	6-3	197	So.	Elmhurst, Ill.	11/0	1.5	0.5	0.2	0.2	0.0	0.0
30	Keisei Tominaga	G	6-2	179	Sr.	Moriyama Nagoya Aichi, Japan	24/24	25.6	14.1	2.0	1.2	0.0	0.9
31	Cale Jacobsen	G	6-4	200	Fr.	Ashland, Neb.	16/0	2.9	0.7	0.2	0.3	0.0	0.1
35	Henry Burt	F	6-7	217	Fr.	Omaha, Neb.	6/0	1.3	0.3	0.5	0.0	0.0	0.0
51	Rienk Mast	F	6-10	248	Jr.	Groningen, Netherlands	24/24	31.2	13.5	8.1	3.1	0.5	0.4
53	Josiah Allick	F	6-8	231	Sr.	Lincoln, Neb.	25/19	23.4	6.8	4.8	1.2	0.4	0.7

2023-24 NEBRASKA BASKETBALL ROSTER

No.	VL	Name	Pos.	Ht.	Wt.	Yr.	Hometown	Previous School	X/Twitter	Instagram
0	**	C.J. Wilcher	G	6-5	214	Jr.	Plainfield, N.J.	Xavier	@CJWilcher	cj_wilcher
1	*	Sam Hoiberg	G	6-0	183	So.	Lincoln, Neb.	Pius X	@samhoiberg	samhoiberg
2		Ramel Lloyd Jr.	G	6-6	204	RFr.	Woodland Hills, Calif.	Sierra Canyon	@ramellloyd22	ramellloydd
3		Brice Williams	G	6-7	213	Jr.	Huntersville, N.C.	Charlotte	@bgotit_	blaviss
4	*	Juwan Gary	F	6-6	215	Jr.	Columbia, S.C.	Alabama	@takflight24	wanwitdabutter
5		Ahron Ulis	G	6-3	190	Jr.	Chicago, Ill.	Iowa	@AhronUlis	ahron1_
9		Jarron Coleman	G	6-5	213	Sr.	Indianapolis, Ind.	Ball State	@jarron_coleman	front11neboog
10	*	Jamarques Lawrence	G	6-3	183	So.	Plainfield, N.J.	Roselle Catholic	@JLawrence10_	rf.jaymar
11		Eli Rice	G	6-8	213	Fr.	Gallatin, Tenn.	IMG Academy	@iamelirice	iamelirice
15	*	Blaise Keita	F	6-11	257	Jr.	Bamako, Republic of Mali	Coffeyville Community College	@Blaisekeita15	blaise.keita
21		Matar Diop	F	6-10	213	Fr.	Dakar, Senegal	Keystone Athletic Academy	@dmatar832	deerfam_21
24	*	Jeffrey Grace III	G	6-3	197	So.	Elmhurst, Ill.	Arizona State	@JeffreyGraceIII	ig3is23
30	**	Keisei Tominaga	G	6-2	179	Sr.	Moriyama Nagoya Aichi, Japan	Ranger College	@KeiseiTominaga	keisei.kbz30
31		Cale Jacobsen	G	6-4	200	RFr.	Ashland, Neb.	Ashland-Greenwood	@calejacobsen_	calejacobsen_
35		Henry Burt	F	6-7	216	RFr.	Omaha, Neb.	Elkhorn South	@HenryBurt15	henryburt0
51		Rienk Mast	F	6-10	248	Jr.	Groningen, Netherlands	Bradley		rienk_mast
53		Josiah Allick	F	6-8	231	Sr.	Lincoln, Neb.	New Mexico	@allick_josiah	josiahhallick

2023-24 NEBRASKA BASKETBALL COACHING STAFF

Head Coach

Fred Hoiberg, fifth season (Iowa State, 1995)

Assistant Coaches

Adam Howard, second season (Western Kentucky, 2008)

Nate Loenser, third season (Iowa State, 2002)

Ernie Zeigler, second season (Cleary, 1994)

Support Staff

Director of Men's Basketball Strength & Conditioning: Kurt Joseph  
Dir. of Basketball Strategies & Business Operations: Luca Virgilio  
Assistant Director of Basketball Operations: Sheryl Burbach  
Director of Player Development: Emmanuel Tommy  
Video Coordinator: Michael Bania  
Recruiting Coordinator: Padya Borders  
Graduate Managers: Nihilo Ibarra, Justin Moore, Joey St. Pierre  
  
Athletic Trainer: Andrew McCabe  
Team Nutritionist: Jake Blattner  
Sports Psychologist: Heather Kiefer  
NAPL Director: Matt Thome  
Equipment Manager: Pat Norris

PRONUNCIATION GUIDE

Name	Pronunciation
Josiah Allick	AL-ick
Matar Diop	MA-tar JOPE (as in hope)
Blaise Keita	Blaze KAY-ta
Juwan Gary	Juh-WAHN
Rienk Mast	RINK
Keisei Tominaga	Kay-say Toe-me-nawga
Ahron Ulis	YOU-liss
C.J. Wilcher	WILL-chur

HUSKERS RADIO NETWORK



KENT PAVELKA

- Is in his 37th season of calling Husker men's basketball
- Called NU basketball for two stretches from 1974-1996 before returning to play-by-play duties full time in 2006-07
- Called his 1,000th Husker basketball game in 2018-19
- Six-time Nebraska Sportscaster of the Year who was inducted into the Nebraska Broadcasters Hall of Fame in 2019



JAKE MUHLEISEN

- Is in his sixth season as full-time color analyst after serving in a part-time basis for five seasons
- Was a four-year starter at guard for Nebraska from 2002-05
- Three-year team captain and started 98 games in his career
- Served as a graduate assistant at Creighton from 2005-07

City	Station	Frequency
Ainsworth	KBRB	1400 AM
Alliance	KCOW	1400 AM
Beatrice	KWBE	1450 AM
Broken Bow	KBBN	95.3 FM
Chadron	KCSR	610 AM
Columbus	KJSK	900 AM
Cozad	KAMI	1580 AM
Fairbury	KGMT	1310 AM
Falls City	KTNC	1230 AM
Fremont	KFMT	105.5 FM
Grand Island	KRGI	1430 AM
Hastings	KHAS	1230 AM
Hastings	KLIQ	94.5 FM
Holdrege	KUVR	1380 AM
Imperial	KADL	102.9 FM
Kearney	KGFV	1340 AM
Lexington	KRVN	880 AM
Lincoln	KLIN	1400 AM
Lincoln	KLIN	99.3 FM
McCook	KSWN	93.9 FM
McCook	KZMC	102.1 FM
Nebraska City	KNCY	1600 AM
Norfolk	KNEN	94.7 FM
North Platte	KODY	1240 AM
Omaha	KXSP	590 AM
Scottsbluff	KNEB	960 AM
Scottsbluff	KNEB	994.1 FM
Sidney	KSID	1340 AM
Superior	KRFS	1600 AM
Superior	KRFS	103.9 FM
Valentine	KVSH	940 AM
West Point	KTIC	840 AM

Also available nationwide on Huskers.com and the Huskers App.

## PROBABLE STARTERS VS. INDIANA (BASED ON LAST GAME)



#30 KEISEI TOMINAGA | G | SR. | 6-2 | 179 | MORIYAMA NAGOYA AICHI, JAPAN

**2023-24 Averages:** PPG: 14.1 | RPG: 2.0 | APG: 1.2 | SPG: 0.9

**Worth Noting:** Tallied 17 points and two assists vs. PSU... 45 career double-figure games and 13 20+ games... Finished with 19 points, two assists and two steals vs. Michigan... Career-high 31 points at No. 14 Illinois, including 5-of-7 from 3-point range... Finished with 14 points and a career-high six boards vs. Northwestern... Totaled 19 points, including five 3-pointers, and four assists vs. No. 1 Purdue... Scored 28 points vs. Indiana... Preseason All-Big Ten selection... Averaged 13.1 ppg while shooting 50% from the field and 40% from 3-point range in 2022-23... Saw action in 30 games in 2021-22, averaging 5.7 points per game... Averaged 16.3 ppg at Ranger College, helping the school to the NJCAA semifinals in 2021.

**Career Bests:** Pts: 31 | Reb: 6 | Ast: 4 (2x) | Stl: 5

#3 BRICE WILLIAMS | G | JR. | 6-7 | 213 | HUNTERVILLE, N.C.

**2023-24 Averages:** PPG: 12.6 | RPG: 5.7 | APG: 2.5 | SPG: 1.0

**Worth Noting:** Grad transfer who reached double figures 19 times in 2023-24... Had two points, but had seven rebounds vs. PSU... Collected a double-double at Northwestern with 13 points and 10 boards... Totaled 17 points and nine boards vs. No. 6 Wisconsin... Led NU with 22 points at Rutgers... Dished out a career high nine assists along with 11 rebounds and nine points vs. No. 1 Purdue... Scored a season-high 25 points vs. Oregon State... Second-team Conference USA pick in 2022-23, averaging 13.8 ppg and 5.3 rpg... MVP of the CBI (16.3 ppg, 7.8 rpg, 3.0 apg)... Two-time all-district pick who averaged 21.2 ppg as a senior at Hopewell (N.C.) High School... Father (Henry) scored a school-record 2,382 points at Charlotte and is a member of the school's Hall of Fame.

**Career Bests (includes Charlotte):** Pts: 32 | Reb: 13 | Ast: 9 | Stl: 4

#4 JUWAN GARY | F | JR. | 6-6 | 215 | COLUMBIA, S.C.

**2023-24 Averages:** PPG: 11.5 | RPG: 5.9 | APG: 1.2 | SPG: 1.2

**Worth Noting:** Totaled 13 points, six rebounds and two steals vs. Penn State... 12 double-figure games in 2023-24... Has four double-doubles in 2023-24... Finished with 12 points and 11 boards at No. 14 Illinois... Grabbed a career-high 18 boards, including 11 offensive caroms, and added 13 points at K-State... Tied career high with 20 points on 8-of-11 shooting vs. Michigan State... Averaged 9.5 ppg, 6.5 rpg and 1.4 spg in 2022-23 before a season-ending shoulder injury... Played in 29 games at Alabama in 2021-22 (6.5 ppg and 3.4 rpg)... Helped Alabama to an SEC title and an NCAA Sweet 16 appearance in 2020-21... Ranked No. 64 nationally in the class of 2019 by ESPN, averaging 25 points and seven rebounds as a senior.

**Career Bests (includes Alabama):** Pts: 20 (2x) | Reb: 18 | Ast: 4 | Bl: 4 | St: 4

#53 JOSIAH ALLICK | F | SR. | 6-8 | 231 | LINCOLN, NEB.

**2023-24 Averages:** PPG: 6.8 | RPG: 4.8 | APG: 1.2

**Worth Noting:** Eight double-figure games this season... Had six points and five boards vs. PSU... Totaled season highs of 16 points and eight boards vs. Michigan... Scored 15 points vs. Northwestern... Led NU with 14 points at Iowa... Tallied 12 points, seven boards and five assists vs. Duquesne... Spent 2022-23 at New Mexico, where he averaged 8.4 ppg and 7.3 rpg and was 2nd in the Mountain West in rebounding... Played three years at UMKC, earning honorable-mention all-Summit League honors in 2020-21... Lincoln native played at North Star HS... His mother (Colleen Ziegelbein), father (Melvin Allick) and stepfather (Bill Ziegelbein) were collegiate athletes... younger sister (Bekka) is the starting middle blocker for the NU volleyball team.

**Career Bests (includes UMKC/UNM):** Pts: 29 | Reb: 18 | Ast: 5 (3x) | Stl: 3 (2x) | Bl: 3

#51 RIENK MAST | F | JR. | 6-10 | 248 | GRONINGEN, NETHERLANDS

**2023-24 Averages:** PPG: 13.5 | RPG: 8.1 | APG: 3.1

**Worth Noting:** Totaled 12 points and nine boards vs. PSU... Four 20-point games and 16 double-figure efforts in 2023-24... Leads NU with five double-doubles... Totaled 11 points and a career-high eight assists vs. Michigan... Finished with 21 points at No. 14 Illinois... Tallied 20 points and eight boards vs. No. 6 Wisconsin... Scored a career-high 34 points, including 6-of-8 from 3-point range, and 10 boards vs. OSU... Tallied 18 points vs. No. 1 Purdue... Shined at K-State with 19 points and 12 caroms... Posted 20 points and a season-high 16 rebounds against FAMU... Spent the summer with the Netherlands National Team... Earned All-Missouri Valley Conference honors in '22 & '23 at Bradley... First-team All-MVC honors in '22-23, leading Bradley in scoring (13.8 ppg) & rebounding (8.0 rpg).

**Career Bests (includes Bradley):** Pts: 34 | Reb: 17 | Ast: 8 | Stl: 3 (3x) | Bl: 3 (2x)

## NATIONAL POLLS

## ASSOCIATED PRESS (FEB. 19)

No	Team (1st)	Record	Points	Prev.
1	UConn (62)	24-2	1550	1
2	Houston	22-3	1473	3
3	Purdue	23-3	1414	2
4	Arizona	20-5	1373	5
5	Tennessee	19-6	1230	8
6	Iowa State	20-5	1160	10
7	Marquette	19-6	114	4
8	Duke	20-5	116	9
9	Kansas	20-6	1065	6
10	North Carolina	20-6	1044	7
11	Baylor	1-6	959	12
12	Illinois	19-6	853	14
13	Alabama	18-7	803	15
14	Auburn	2-0-6	690	13
15	Creighton	19-7	612	17
16	Dayton	21-4	584	16
17	Kentucky	18-7	540	22
18	Saint Mary's (CA)	21-6	486	18
19	San Diego State	20-6	374	NR
20	South Carolina	21-5	346	11
21	Washington State	20-6	215	NR
22	Colorado State	20-6	171	NR
23	Texas Tech	18-7	135	NR
24	Florida	18-7	124	NR
25	BYU	18-7	123	19

**Others receiving votes:** Virginia 103, Gonzaga 99, Wisconsin 88, Michigan State 64, TCU 54, South Florida 45, New Mexico 27, FAU 27, Utah State 22, Grand Canyon 16, Nevada 11, Pittsburgh 4, Clemson 3, Appalachian State 1, McNeese 1, Drake 1.

## USA TODAY COACHES (FEB. 19)

No	Team (1st)	Record	Points	Prev.
1	UConn (32)	24-2	800	1
2	Houston	22-3	764	3
3	Purdue	23-3	715	2
4	Arizona	20-5	710	6
5	Tennessee	19-6	641	9
6	Iowa State	20-5	607	10
7	Duke	20-5	580	8
8	Marquette	19-6	553	4
9	North Carolina	20-6	546	5
10	Kansas	20-6	538	7
11	Baylor	19-6	508	13
12	Illinois	19-6	431	14
13	Alabama	18-7	417	15
14	Auburn	20-6	335	12
15	Creighton	19-7	329	16
16	Dayton	21-4	300	18
17	Kentucky	18-7	291	20
18	Saint Mary's	21-6	251	19
19	San Diego State	20-6	185	NR
20	South Carolina	21-5	180	11
21	BYU	18-7	105	17
22	Washington State	20-6	97	NR
23	Texas Tech	18-7	71	NR
24	Colorado State	20-6	65	25
25	TCU	18-7	64	NR

**Others receiving votes:** Gonzaga 61; Virginia 59; Florida 40; South Florida 35; Utah State 24; Michigan State 23; Grand Canyon 23; Wisconsin 16; Clemson 12; Oklahoma 9; Florida Atlantic 9; Nevada 4; James Madison 1; Boise State 1



BIG TEN STANDINGS (AS OF FEB. 19)

Team	B1G	Pct.	Overall	Pct.
Purdue	12-3	.800	23-3	.885
Illinois	10-4	.714	19-6	.760
Northwestern	9-6	.600	18-8	.692
Michigan State	9-6	.600	17-9	.654
Wisconsin	9-6	.600	17-9	.654
Nebraska	8-7	.533	18-8	.692
Minnesota	7-7	.500	16-9	.640
Iowa	7-8	.467	15-11	.577
Rutgers	6-8	.429	14-11	.560
Indiana	6-8	.429	14-11	.560
Maryland	6-9	.400	14-12	.538
Penn State	6-9	.400	12-14	.462
Ohio State	5-10	.333	15-11	.577
Michigan	3-12	.200	8-18	.308

Upcoming Big Ten Schedule

Date	Contest	Time
Feb. 17	Nebraska 68, Penn State 49	
	Iowa 88, Wisconsin 86	
	Illinois 85, Maryland 80	
	Michigan State 73, Michigan 23	
Feb. 18	Ohio State 73, Purdue 69	
	Minnesota 81, Rutgers 70	
	Northwestern 76, Indiana 72	
Feb. 20	Iowa at Michigan State	6 p.m.
	Maryland at Wisconsin	8 p.m.
Feb. 21	Illinois at Penn State	5:30 p.m.
	Nebraska at Indiana	7:30 p.m.
Feb. 22	Rutgers at Purdue	6 p.m.
	Ohio State at Minnesota	7 p.m.
	Michigan at Northwestern	8 p.m.
Feb. 24	Indiana at Penn State	11 a.m.
	Iowa at Illinois	1:15 p.m.
Feb. 25	Maryland at Rutgers	11 a.m.
	Purdue at Michigan	1 p.m.
	Ohio State at Michigan State	3 p.m.
	Minnesota at Nebraska	6:30 p.m.
Feb. 27	Wisconsin at Indiana	6 p.m.
	Penn State at Iowa	8 p.m.
Feb. 28	Northwestern at Maryland	6 p.m.
	Minnesota at Illinois	8 p.m.
Feb. 29	Nebraska at Ohio State	5:30 p.m.
	Michigan at Rutgers	7:30 p.m.
March 2	Illinois at Wisconsin	Noon
	Penn State at Minnesota	2:15 p.m.
	Iowa at Northwestern	4:30 p.m.
	Michigan State at Purdue	7 p.m.
March 3	Indiana at Maryland	1 p.m.
	Michigan at Ohio State	3 p.m.
	Rutgers at Nebraska	5:30 p.m.
March 5	Purdue at Illinois	6 p.m.
March 6	Northwestern at Michigan State	6 p.m.
	Indiana at Minnesota	8 p.m.
March 7	Rutgers at Wisconsin	6 p.m.
March 9	Minnesota at Northwestern	8 p.m.
March 10	Nebraska at Michigan	11 a.m.
	Wisconsin at Purdue	11:30 a.m.
	Ohio State at Rutgers	1 p.m.
	Michigan State at Indiana	3:30 p.m.
	Illinois at Iowa	6 p.m.
	Maryland at Penn State	6:30 p.m.

BY THE NUMBERS

Nebraska Cornhuskers			Indiana Hoosiers		
2023-24 Team Statistics (Record: 18-8, 8-7 Big Ten)			2023-24 Team Statistics (Record: 14-11, 6-8 Big Ten)		
Category	Nebraska	OPP	Category	Ind	OPP
SCORING	2001	1820	Scoring	1823	1862
Points per game	77.0	70.0	Points per game	72.9	74.5
Scoring margin	+7.0	-	Scoring margin	-1.6	-
FIELD GOALS-ATT	687-1527	652-1633	Field goals-att	661-1392	637-1526
Field goal pct	.450	.399	Field goal pct	.475	.417
3 POINT FG-ATT	241-670	226-689	3 point fg-att	128-390	210-615
3-point FG pct	.360	.328	3-point FG pct	.328	.341
3-pt FG made per game	9.3	8.7	3-pt FG made per game	5.1	8.4
FREE THROWS-ATT	386-508	290-425	Free throws-att	373-565	378-511
Free throw pct	.760	.682	Free throw pct	.660	.740
F-Throws made per game	14.8	11.2	F-Throws made per game	14.9	15.1
REBOUNDS	988	962	Rebounds	880	889
Rebounds per game	38.0	37.0	Rebounds per game	35.2	35.6
Rebounding margin	+1.0	-	Rebounding margin	-0.4	-
ASSISTS	398	347	Assists	371	334
Assists per game	15.3	13.3	Assists per game	14.8	13.4
TURNOVERS	299	304	Turnovers	298	260
Turnovers per game	11.5	11.7	Turnovers per game	11.9	10.4
Turnover margin	+0.2	-	Turnover margin	-1.5	-
Assist/turnover ratio	1.3	1.1	Assist/turnover ratio	1.2	1.3
STEALS	168	174	Steals	132	183
Steals per game	6.5	6.7	Steals per game	5.3	7.3
BLOCKS	71	97	Blocks	97	83
Blocks per game	2.7	3.7	Blocks per game	3.9	3.3

ABOUT INDIANA

Indiana comes into Wednesday's game with a 14-11 mark, including 6-8 in Big Ten play. The Hoosiers look to snap a two-game losing streak following Sunday's loss to Northwestern.

Former Indiana All-American Mike Woodson is in his third season at the helm of the Hoosier program. Woodson spent eight-plus seasons as an NBA head coach, guiding the Atlanta Hawks (2004-10) and the New York Knicks (2012-2014). He guided his teams to a trio of Eastern Conference semifinal appearances (2009, 2010, 2013) during his head coaching tenure. Woodson was the 1980 Big Ten Player of the Year before playing 11 seasons in the NBA.

Malik Reneau has been one of the breakout players in the Big Ten, as he averages 15.7 points per game on 56 percent shooting and 6.1 rebounds per game. Kel'el Ware, an Oregon transfer, is averaging 15.0 ppg on 57 percent shooting and is among the Big Ten leaders in rebounding (9.4 rpg) and blocked shots (1.6 bpg). Indiana has four players averaging double figures, and the Hoosiers average 72.9 points per game and rank third in the conference in field goal percentage (.475).

**Series History:** Nebraska and Indiana meet for the 28th time on Wednesday and the 19th time since the Huskers joined the Big Ten in 2011-12. Indiana leads the all-time series, 19-8, but the Huskers are 7-11 against the Hoosiers since NU joined the Big Ten (7-10 regular season; 0-1 Big Ten Tournament). Nebraska snapped a seven-game losing streak to the Hoosiers in the first meeting. NU is looking for its first win in Bloomington since Jan. 14, 2019.

**Last Meeting:** Behind 28 points from Keisei Tominaga, Nebraska improved to 12-2 on the season with an 86-70 win over Indiana at Pinnacle Bank Arena on Jan. 3. Tominaga had 18 of his 28 in the second half, as Nebraska hit 12 3-pointers en route to its first win over Indiana since 2019. Tominaga hit four 3-pointers, including three in the second half in helping Nebraska build a 22-point lead before cruising to a 16-point win. He was one of four Huskers in double figures, as Brice Williams added 15 points, six boards and four steals, while Jamarques Lawrence and C.J. Wilcher added 12 and 11 markers, respectively. Lawrence also set a career high with four steals. The Huskers had 15 steals and forced Indiana into 19 turnovers, leading to 27 Husker points.

SERIES AT A GLANCE

- All-time: Indiana leads, 19-8
  - In Lincoln: Indiana leads, 8-5
    - At Pinnacle Bank Arena: Indiana leads, 5-3
  - In Bloomington: Indiana leads, 9-3
    - At Assembly Hall: Indiana leads, 6-3
  - In Indianapolis (Hoosier Classic): Indiana leads, 1-0
  - In Big Ten Conference games: Indiana leads, 10-6
  - In Big Ten Tournament games: Indiana leads, 1-0
- Husker-Hoosier Superlatives**
- Most consecutive wins (year ended): Nebraska 3 (2016-19); Indiana 7 (1937-1982; 2019-2022)
  - Most points scored: Nebraska, 90, at Bloomington, Ind., Dec. 16, 2019; Indiana 97, at Bloomington, Ind., Dec. 21, 1974
  - Highest combined score: 186, Indiana 96, Nebraska 90 (OT), at Bloomington, Ind., Dec. 13, 2019
  - Biggest winning margin: Nebraska, 20, at Lincoln, Neb., Feb. 6, 1920; Indiana, 37, at Bloomington, Ind. Dec. 21, 1974

RECENT MEETINGS (SINCE NU JOINED BIG TEN)						
Date	Site	Rankings	Result	Neb.	Ind.	
1-18-12	H	-/11	W	70	69	
2-13-13	A	-/1	L	47	76	
1-30-14	H	-/-	W	60	55	
3-5-14	A	-/-	W	70	60	
12-31-14	H	-/-	L	65	70	
1-2-16	H	-/-	L	69	79	
2-17-16	A	-/22	L	64	80	
12-28-16	A	-/16	W	87	83	
2-20-18	H	-/-	W	66	57	
1-14-19	A	-/24	W	66	51	
12-13-19	A	-/-	L (OT)	90	96	
1-18-20	H	-/-	L	74	82	
3-11-20	N	-/-	L	64	89	
1-10-21	H	-/-	L	76	84	
12-4-21	A	-/-	L	55	68	
1-17-22	H	-/-	L	71	77	
12-7-22	A	-/14	L	65	81	
1-2-23	H	-/-	W	86	70	

## CAREER TOTALS VS. INDIANA

Player	GP-GS	Min-Avg	FG-FGA	Pct	3FG-FGA	Pct	FT-FTA	Pct	Off	Def	Tot	Avg	PF	A	TO	Blk	Stl	Pts	Avg
Tominaga	4-4	91-22.8	17-35	.486	6-18	.333	6-7	0.857	0	6	6	1.5	4-0	4	2	0	3	46	11.5
Williams	1-1	24-24.0	5-10	.500	3-4	.750	2-3	0.667	3	3	6	6.0	2-0	1	3	0	4	15	15.0
Wilcher	4-1	90-22.5	13-28	.464	7-19	.368	9-10	0.900	3	7	10	2.5	1-0	2	4	0	4	42	10.5
Mast	1-1	30-30.0	3-10	.300	0-3	.000	3-4	0.750	0	3	3	3.0	3-0	3	2	0	1	9	9.0
Lawrence	2-1	45-22.5	4-11	.363	2-7	.286	2-2	1.000	0	3	3	1.5	4-0	3	2	0	4	12	6.0
Gary	2-2	51-25.5	3-13	.231	0-4	.000	2-2	1.000	3	6	9	4.5	6-0	2	0	0	3	8	4.0
Hoiberg	2-0	24-12.0	1-3	.333	0-1	.000	5-5	1.000	1	0	1	0.5	3-0	2	1	0	1	7	3.5
Allick	1-0	28-28.0	0-0	.000	0-0	.000	2-5	0.400	1	7	8	8.0	3-0	3	1	0	2	2	2.0
Keita	1-0	6-6.0	1-1	1.000	0-0	.000	0-0	.000	0	0	0	0.0	0-0	0	0	0	0	2	2.0
Rice	1-0	3-3.0	0-0	.000	0-0	.000	0-0	.000	0	1	1	1.0	0-0	0	0	0	0	0	0.0

## Indiana Probable Starters

No.	Name	Pos.	Ht.	Wt.	Yr.	G/GS	PPG	RPG	Other
2	Gabe Cupps	G	6-2	175	Fr.	25/14	2.8	1.9	1.4 apg
32	Trey Galloway	G	6-5	205	Sr.	25/25	10.9	2.6	4.3 apg
21	Mackenzie Mgbako	F	6-8	217	Fr.	25/25	11.3	4.1	1.4 apg
5	Malik Reneau	F	6-9	233	So.	25/25	15.7	6.1	2.6 apg
1	Kel'el Ware	C	7-0	242	So.	12/12	15.0	9.4	1.6 bpg

## 2023-24 Stats

## WORTH NOTING

• Nebraska has already exceeded its win total from last season (16) and the 18 wins this season are the most by the Huskers since the 2018-19 season. Under Fred Hoiberg, NU has increased its win total in each of the past three years, the first time that has happened in the program since the mid-1960s (1963-64 to 1965-66).

• Nebraska enters Wednesday's game with a 18-8 record, which matches the Huskers' best 26-game mark since joining the Big Ten in the 2011-12 season (also 18-8 in 2017-18). The last time NU had a better record after 26 games was an 19-7 mark in 1991-92, as NU was also 18-8 in 2010-11 and 1992-93.

• A win Wednesday would give NU its first Big Ten road win of the season, but also give the Huskers a season sweep of Indiana for the first time since 2013-14. In addition, NU would match its Big Ten win total from last season. The last time NU won at least nine conference games in consecutive seasons was 10 wins apiece in the Big 12 in 1997-98 and 1998-99.

• Nebraska has already broken several long losing streaks to teams this season. The Feb. 10 over Michigan snapped an eight-game losing streak to the Wolverines. It marked the fifth streak of at least seven games snapped this season: Michigan State (11 games); Michigan (eight games); Kansas State (seven games); Indiana (seven games) and Northwestern (seven games).

• With the win over No. 6 Wisconsin on Feb. 1, Nebraska has two top-10 wins for the first time since 2013-14 and the sixth time in school history (2023-24, 2013-14, 1993-94, 1991-92, 1990-91 and 1957-58). The 1957-58 team was coached by Jerry Bush, the grandfather of current Husker Head Coach Fred Hoiberg.

• Nebraska enters the Indiana game averaging 77.0 points per game to rank fourth in the Big Ten in scoring

offense as of Feb. 19. It is NU's highest points per game average since the 1995-96 season (80.2 ppg). NU has climbed from 149th to 41st nationally in offensive efficiency in KenPom as of Feb. 19. NU's highest average since joining the Big Ten was 73.3 points per game in 2021-22.

• A few Huskers are approaching milestones heading into Wednesday's game at Indiana. **Keisei Tominaga**: Is three 3-pointers away from eighth place on NU's career list...Is 25 points away from moving past Terrance Badgett for 36th on NU's career scoring list...Needs 71 points to become the 31st player in school history to reach 1,000 points at Nebraska...**C.J. Wilcher**: Is 10 points from 800 for his career...Is one 3-pointer from 150 in his career. **Juwan Gary**: Needs seven

points to reach 700 for his career.

• Nebraska leads the Big Ten and ranks 29th nationally with 9.3 3-pointers per game as of Feb. 19. NU has 241 3-pointers this season, a total which is fifth on NU's single-season chart. The Huskers are just three 3-pointers away from the No. 4 spot on NU's single-season list.

• The Huskers have been one of the most consistent teams in the Big Ten for the last year. NU is 24-11 over the last 35 games dating back to Feb. 1, 2023, which ranks second only to Purdue in the Big Ten in winning percentage in that span.

• While NU's offense garners much of the headlines, the Huskers rank second in the Big Ten in field goal defense, holding opponents to .399 shooting percentage. NU has held its last two opponents to under 35 percent shooting and six straight foes to under 43 percent dating back to Jan. 27th.

## Season Highlights at a Glance

- First win over AP No. 1 team since 1982
- Two wins over top-10 teams for 6th time in school history (No. 1 Purdue; No. 6 Wisconsin)
- 10-1 mark in non-con. for first time since 2018-19
- 7-game win streak, longest since 2010-11
- First win over Michigan State since 2016
- First win over Kansas State since 2009
- First road win over K-State since 2006
- First win over Indiana since 2019
- First win over Northwestern since 2019
- First win over Michigan since 2018

## Offensive Numbers (26-Game Totals)

Category	22-23	23-24
Record	12-14	18-8
Points per Game	66.2	77.0
FG Pct.	.448	.450
3-Pt Pct.	.317	.360
FT Pct.	.627	.770
3 Pt/Gam	6.5	9.3

## Team Single-Season 3-Point Chart

No.	Year	3-Pt.
1.	2019	270
2.	2002	267
3.	2020	253
4.	2007	244
5.	2024	241

## Best Records in B1G since Feb. 1, 2023

No.	Team	Record	Pct.
1	Purdue	31-8	.795
2	Nebraska	24-11	.686
3	Northwestern	25-14	.641
4	Illinois	23-13	.639
5	Michigan State	24-14	.632

H/T - barttorvik.com (as of 2/19)

## TOP-10 PBA CROWDS

No.	Attend.	Opponent	Date
1.	15,998	Wisconsin	March 9, 2014
2.	15,991	Penn State	Feb. 25, 2018
3.	15,987	Tennessee-Martin	Nov. 28, 2014
4.	15,978	Northwestern	March 1, 2014
5.	15,960	Iowa	Feb. 25, 2022
6.	15,952	Iowa	Jan. 27, 2018
7.	15,950	Creighton	Dec. 8, 2018
8.	15,949	Arkansas State	Dec. 14, 2013
9.	15,946	South Dakota State	Nov. 15, 2019
10	15,945	Minnesota	Jan. 26, 2014

## RECORD AT PINNACLE BANK ARENA

Season	Wins	Losses	Pct.
2013-14	15	1	.938
2014-15	10	6	.625
2015-16	10	8	.556
2016-17	8	8	.500
2017-18	16	1	.941
2018-19	13	5	.722
2019-20	5	11	.313
2020-21	6	9	.400
2021-22	7	11	.368
2022-23	11	4	.733
2023-24	16	1	.941
<b>Totals</b>	<b>117</b>	<b>66</b>	<b>.639</b>

## 2023-24 MISC. STATS

## TEAM LEADERS

**Double-Figure Scoring Games:** Williams (19); Mast (16); Tominaga (16); Wilcher (12); Gary (12) Allick (8); Lawrence (4); Rice (3); Hoiberg (1)

**10+ Rebounding Games:** Mast (6); Gary (4); Williams (2)

**10+ Assist Games:** N/A

**Double-Doubles:** Mast (5); Gary (4)

**Triple-Doubles:** N/A

**20-Point Games:** Tominaga (4); Mast (4); Gary (2); Williams (2); Wilcher (1)

**30-Point Games:** Mast (1); Tominaga (1)

**Games Leading NU in Scoring:** Tominaga (8); Mast (5); Wilcher (5); Gary (3); Williams (3); Hoiberg (1); Allick (2)

**Games Leading NU in Rebounding:** Mast (12); Williams (6); Allick (5); Gary (3); Hoiberg (3); Lawrence (1)

**Games Leading NU in Assists:** Lawrence (10); Williams (8); Mast (5); Coleman (3); Allick (1); Tominaga (3); Hoiberg (2)

**Games Leading NU in Blocks:** Williams (8); Gary (7); Mast (7); Wilcher (3); Hoiberg (2); Allick (4); Coleman (1); Diop (1); Rice (2); None (4)

**Games Leading NU in Steals:** Williams (5); Hoiberg (6); Lawrence (5); Tominaga (4); Gary (5); Wilcher (4); Allick (3); Mast (1); Rice (1)

## HUSKER DOUBLE-DOUBLES IN 2023-24

Player	Opponent	Totals
Mast	Florida A&M	20 pts./16 reb.
Mast	Rider	12 pts./13 reb.
Mast	vs. Oregon State	15 pts./13 reb.
Gary	vs. Oregon State	12 pts./10 reb.
Mast	at Kansas State	19 pts./12 reb.
Gary	at Kansas State	13 pts./18 reb.
Gary	North Dakota	12 pts./12 reb.
Gary	at Illinois	12 pts./11 reb.
Williams	at Northwestern	13 pts./10 reb.

## HUSKER DOUBLE-DOUBLES BOARD

Player	2023-24	at Neb	Career*
Mast	5	5	25
Allick	0	0	11
Gary	4	5	7
Williams	1	1	5
Keita	0	1	1
Coleman	0	0	2
<b>Totals</b>	<b>10</b>	<b>12</b>	<b>51</b>

# 9.3

NU leads the Big Ten with 9.5 3-pointers per game as of Feb. 19, an average which is on pace to challenge the single-season school record for 3-pointers per game (9.5/gm, 2001-02). The Huskers are 9-4 this season when hitting at least 10 3-pointers.

2023-24 MBB QUICK FACTS

Location	Lincoln, Neb.
Founded	1869
Enrollment	23,600 (Fall 2023)
Nickname	Cornhuskers, Huskers
Colors	Scarlet & Cream
Affiliation	NCAA Division I
Conference	Big Ten Conference
Home Arena	Pinnacle Bank Arena
Capacity/Year Opened	15,000/2013
Chancellor	Rodney Bennett
Faculty Rep.	Scott M. Fuess Jr.
Vice Chancellor, Director of Athletics	Trev Alberts
Athletic Dept. Phone	(402) 472-4224
Assistant A.D./Ticketing	Holly Adam
Ticket Office Phone	(402) 472-3111 or 1-800-8BIGRED
Website	Huskers.com

BASKETBALL HISTORY

First year of basketball	1896-97
Regular-season conference titles (last)	7 (1950)
Postseason conference titles (last)	1 (1994)
All-time postseason appearances	26
All-time postseason record	24-25
NCAA Appearances (last)	7 (2014)
NIT Appearances (last)	19 (2019)

BASKETBALL STAFF

Head Coach	Fred Hoiberg (5th season)
Alma Mater (Year)	Iowa State (1995)
Assistant Coaches	Adam Howard (2nd season)
	Nate Loenser (3rd season)
	Ernie Zeigler (2nd season)
Director of Men's Basketball Strength and Conditioning	
	Kurt Joseph
Director of Basketball Strategies & Business Operations	
	Luca Virgilio
Asst. Director of Operations	Sheryl Burbach
Director of Player Development	Emmanuel Tommy
Video Coordinator	Michael Bania
Recruiting Coordinator	Padyn Borders
Graduate Managers	Nihilo Ibarra, Justin Moore, Joey St. Pierre
Athletic Trainer	Andrew McCabe
Equipment Manager	Pat Norris

2023-24 TEAM INFORMATION

2022-23 Record	16-16 (11-4 H, 4-9 A, 1-3 N)
Big Ten Record (Finish)	9-11 (t-11th)
Big Ten Championship	0-1, lost to Minnesota, 78-75
Postseason	None
Starters Returning/Lost	3/3
Lettermen Returning/Lost	7/6
Scholarship Newcomers	7

COMMUNICATIONS INFORMATION

Associate A.D./Communications	Keith Mann
Office Phone	(402) 472-2263
Sr. Assoc. Director/MBB Contact	Shamus McKnight
Office/Cell Phone	(402) 472-7772 / (402) 540-0268
E-Mail	smcknight@huskers.com
Press Row Phone	(402) 904-5925
Communications Mailing Address	P.O. Box 880123, 800 Stadium Drive, Lincoln, NE 68588-0123

MEDIA WEBSITE

Media can access Nebraska's media site for headshots, the digital media guide, press conference videos and more.

Huskers.com/media

17

Nebraska has won its 17 games dating back to last season when holding an opponent to 70 points or less. This season, NU is 13-0 following the win over Penn State on Feb. 17.

• Nebraska enters Wednesday's game ranked third in the Big Ten in free throw shooting at 76.0 percent. It is on pace to be one of NU's highest season percentages in school history and the highest since the 2011-12 team set a school record with a .766 free throw percentage. In Big Ten play, Nebraska is shooting 78.7 percent from the line as a team.

• The Huskers are 24-6 under Fred Hoiberg when scoring at least 80 points, including 19-3 over the last three seasons. All three losses have come in overtime (104-100 in 4OT at NC State on Dec. 1, 2021; 87-82 in OT at Rutgers on Jan. 17, 2024; 87-84 at Illinois on Feb. 4). NU had won its last 17 games when reaching the 80-point plateau before the OT loss at Rutgers.

• One strength of the Huskers has been getting to the free throw line. NU has shot more free throws in 17 of 26 games in 2023-24 and its +83 differential is fourth in the Big Ten as of Feb. 19. NU is also second in the conference in keeping people off the line, allowing 16.3 free throw attempts per game.

• Nebraska's bench has provided a spark, averaging a conference-best 23.1 points per game as of Feb. 19. The Huskers' leading scorer has come from the bench eight times (Hoiberg-Lindenwood; Wilcher-five times; Gary-Stony Brook; Allick-Iowa), and NU has had 23 double-figure efforts from its bench in 2023-24.

• The Huskers finished non-conference action with a 10-1 mark, matching their best non-conference record since joining the Big Ten (also 2018-19).

LAST TIME OUT

Nebraska relied on one of its strongest defensive efforts of the season to post a 68-49 win over Penn State on Feb. 17. The Huskers held Penn State to a season-low 49 points, more than 25 points per game below the Nittany Lions' season average. It marked the lowest total Nebraska had allowed in Big Ten play since the 2014-15 season.

Keisei Tominaga had 12 of his team-high 17 points in the second half, while Juwan Gary and Rienk Mast added 13 and 12 points respectively, as Nebraska improved to 16-1 at Pinnacle Bank Arena this season.

Leading 28-22 at the break, the Huskers opened the second half with a 10-2 run over the first 3:17 to stretch the margin to 14 after a Tominaga jumper.

Penn State got to within 38-28, but a Tominaga 3-pointer and a Gary layup that saw NU use a 13-2 spurt to push the margin to 51-30 after a Gary tip-in with 9:47 left. Gary had six rebounds as Nebraska enjoyed a 42-31 advantage on the glass.

Penn State would mount a comeback, trimming a 22-point deficit to 12 after a 12-2 run to get within 55-43 after an Ace Baldwin Jr. 3-pointer with 5:51 left, but Nebraska answered right back. A Tominaga 3-pointer and a Mast basket pushed the lead to 17 with just under five minutes remaining, and NU cruised to a 19-point margin.

FINDING BALANCE

Nebraska has relied on its depth and a balanced attack with four players averaging double figures and three others averaging at least 6.0 points per contest.

• Nebraska has one player in the top 20 of the Big Ten in scoring (Keisei Tominaga, 17th) but have four players that average between 11.5 and 14.1 points per game.

• Nine different players reached double figures this season, and the Huskers have had seven different leading scorers.

• Five players have had 20+ games this year, while both Rienk Mast and Keisei Tominaga have posted 30-point contests.

• Eight players are averaging at least 15 minutes per game while only one Husker ranks in the top 25 in the Big Ten in minutes per game (Rienk Mast, 22nd).

• NU has gotten at least one double-figure effort from its bench in 21 of 26 contests.

• The Huskers had a season-best six players in double figures in the win over North Dakota on Dec. 20 and four other games with five double-figure scorers.

• Only four Huskers - Brice Williams, Jamarques Lawrence, Sam Hoiberg and C.J. Wilcher - have played in all 26 games this season.

Best Season-Season FT Pct.		
No.	Year	Pct.
1.	2011-12	.766
2.	1967-68	.765
-	2023-24	.760
3.	1980-81	.750

Free Throw Differential		
No.	School	Margin
1.	Purdue	+293
2.	Maryland	+154
3.	Illinois	+136
5.	Nebraska	+83
4.	Wisconsin	+81

Postgame Notes

- Nebraska improved to 18-8 on the season, tying its best mark after 26 games in the Big Ten era (also 2017-18).
- Nebraska improved to 16-1 at home this season, including 8-0 in Big Ten action. The 16 home wins matches the arena record set in 2017-18 (16-1).
- Nebraska held Penn State to a season-low 49 points, as the Nittany Lions came in averaging 75.8 points per game. Penn State's previous season low was 61.
- The 49 points allowed was NU's second-lowest total allowed this season (46 at Kansas State). It was the fewest points allowed to a Big Ten opponent since holding Minnesota to 49 points in a 52-49 win on Jan. 20, 2015.
- Nebraska improved to 13-0 when holding opponents to 70 point or less.
- Nebraska out-rebounded Penn State 42-31, its highest rebounding margin since a +14 against Northwestern on Jan. 20.

11

Fred Hoiberg has 11 career wins against top-10 teams and 28 wins over ranked opponents in his collegiate coaching career. This season, NU has wins over No. 1 Purdue and No. 6 Wisconsin.



**A RED LETTER DAY: HUSKERS KNOCK OFF NO. 1 PURDUE**

The 88-72 win over No. 1 Purdue on Jan. 9 marked Nebraska's fourth all-time win against a No. 1 team and first since a 67-51 win at Missouri on Feb. 6, 1982.

- The Huskers' other wins against No. 1 teams came in 1958 (Kansas State) and Michigan (1964).
- Nebraska snapped an 11-game losing streak against AP No. 1 teams dating back to 1982.
- Of Nebraska's four all-time wins against No. 1 teams, Fred Hoiberg's family has been part of two of them. His grandfather, Jerry Bush, coached the Huskers to their 1958 win over No. 1 Kansas State.
- The win over Purdue was NU's 25th all-time win against a top-10 team in program history.
- Nebraska has now beaten at least one top-10 team in each of the past three seasons, the first time that has happened since NU knocked off top-10 teams in four consecutive seasons (1990-91 to 1993-94) under Danny Nee.

Program Wins vs. No. 1		
Date	Opponent	Score
3/3/1958	Kansas State	W, 55-48
12/12/1964	Michigan	W, 74-73
2/6/1982	at Missouri	W, 67-51
1/9/2024	Purdue	W, 88-72

**TOMINAGA RETURNS TO ALL-BIG TEN FORM**

Nebraska returns one of college basketball's top shooters in fifth-year senior Keisei Tominaga, who leads Nebraska in scoring at 14.1 points per game. He tops the Huskers in 3-pointers (53) while shooting 38 percent from beyond the arc.

- Tominaga led NU with 17 points and added a pair of assists in the win over Penn State on Saturday.
- He had a 19-point effort in the win over Michigan, scoring 15 first-half points as NU built a 20-point lead.
- He had a career-high 31-point effort at Illinois on Feb. 4, which included going 5-of-7 from 3-point range and a perfect 8-of-8 from the foul line. It marked his second career 30-point game at Nebraska and fourth 20-point night of the season.
- Tominaga has four 20-point games this season and has been in double figures 16 times.
- After missing the first two games with a sprained ankle, Tominaga went 0-for-3 from the foul line against Stony Brook on Nov. 15. Since then, he is 56-of-59 from the line (.949).
- Tominaga is climbing NU's career 3-point list, as he ranks ninth with 155, as every player above him played four seasons with Nebraska.
- Tominaga finished with 14 points, including seven points in the final 2:45, and a career-high six rebounds as Nebraska closed the game on a 10-4 run in the win over Northwestern on Jan. 20.
- Against No. 1 Purdue, Tominaga hit a season-high five 3-pointers as part of a 19-point outburst. In addition, he matched a career high with four assists.
- He led NU with 17 points on 7-of-10 shooting against No. 21 Wisconsin on Jan. 6.
- Tominaga had a 28-point effort against Indiana on Jan. 4, hitting 9-of-15 shots from the field and scoring 18 of his 28 points after halftime.
- He led NU's comeback against North Dakota on Dec. 20, scoring seven of his 11 second-half points in a 12-0 run that helped erase a 14-point deficit. He finished with 15 points.
- Tominaga had nine points and set career highs in both assists (four) and steals (five) at Kansas State on Dec. 17. The five steals were the most by a Husker since Sam Griesel had five steals at Penn State in January of 2023.
- He topped NU with 20 points on 8-of-16 shooting in the loss to No. 15 Creighton on Dec. 3.
- He had a perfect shooting performance against Cal State Fullerton on Nov. 26, as he went 5-of-5 from the field, including 3-of-3 from 3-point range, and 4-of-4 from the foul line. Prior to Tominaga, the last player to have at least 15 points on a perfect shooting night was David Rivers at Michigan State on Jan. 13, 2013 (8-8 FG, 1-1 3Pt, 1-1 FT).

Tominaga was named to the preseason All-Big Ten team, becoming just the third Husker to receive the honor since Nebraska joined the conference in the 2011-12 season. Last season, he averaged 13.1 points per game on 53 percent shooting, including 40 percent from 3-point range.

**Multiple 30-Point Games (Big Ten Era)**

No.	Player	30+ Point Games
1.	James Palmer Jr.	4
2.	Terry Petteway	3
	Shavon Shields	3
4.	Andrew White II	2
	<b>Keisei Tominaga</b>	<b>2</b>

**NU Career 3-Point Chart**

No.	Player	3-pointers
6.	Erick Strickland (1993-96)	179
7.	Brian Conklin (2001-04)	176
8.	Ray Gallegos (2010-14)	158
9.	<b>Keisei Tominaga (2022-pres.)</b>	<b>155</b>
10.	Cookie Belcher (1997-2001)	146

**MAST ANCHORS HUSKER POST**

Rienk Mast has been one of the Big Ten's top transfers this season and comes into the Indiana contest averaging 13.5 points, 8.1 rebounds and 3.1 assists per game.

**Filling Walker's Void**

Player	PPG	RPG	APG
Walker (2022-23)	13.6	7.1	3.9
Mast (2023-24)	13.5	8.1	3.1

**HUSKERS IN THE PROS**

A total of 23 former Huskers are playing professionally around the world during the 2023-24 season.

**NBA/G LEAGUE**

Player (Years at NU)	Team
Dalano Banton (2020-21)	Portland Trail Blazers
Bryce McGowens (2022)	Charlotte Hornets
Isaiah Roby (2017-19)	Westchester Knicks/G League
Trey McGowens (2020-22)	College Park Skyhawks

**HUSKERS PLAYING OVERSEAS**

Player (Years at NU)	Country
Sek Henry (2007-10)	Turkey
Caleb Walker (2011-12)	France
Jorge Brian Diaz (2010-12)	Puerto Rico
Ray Gallegos (2010-14)	Mexico
Shavon Shields (2013-16)	Italy
Leslee Smith (2014-15)	England
Tai Webster (2014-17)	Australia
Jack McVeigh (2016-18)	Australia
Anton Gill (2017-18)	Colombia
Glynn Watson Jr. (2016-19)	Germany
James Palmer Jr. (2018-19)	Turkey
Isaac Copeland Jr. (2018-19)	Saudi Arabia
Dachon Burke Jr. (2019-20)	Lithuania
Matej Kavas (2020)	Austria
Thorir Thorbjarnarson (2018-21)	Iceland
Shamiel Stevenson (2010-21)	Hungary
Kobe Webster (2021-22)	Serbia
Lat Mayen (2021-22)	Australia
Alonzo Verge Jr. (2022)	Qatar
Sam Griesel (2023)	Germany
Emmanuel Bandoouel	Denmark

**MCGOWENS HELPS USA TO GOLD**

Former Nebraska men's basketball player Trey McGowens earned a gold medal this past October, leading Team USA to a gold medal in the FIBA 3x3 U23 World Cup in Lublin, Poland.

McGowens, who played at Nebraska for two seasons (2020-22), was named MVP of the Tournament and named to the Team of the Tournament, as the United States went 7-0. McGowens, who played for the Long Island Nets in the NBA G League last season, led all tournament players with 54 points during the competition.

At Nebraska, McGowens was a two-year starter for the Huskers (2020-22). He averaged 9.2 points, 4.0 rebounds, 2.0 assists and 1.5 steals per game at NU while he was often assigned to the opponent's top perimeter scoring threat.

2

Rienk Mast became only the second Husker in the last 25 years to post a 30-point, 10-rebound game with his performance against Ohio State on Jan. 24. He joined Aleks Maric, who accomplished the feat four times in his career from 2005 to 2008.

HUSKER MBB RADIO SHOW

The Husker Basketball Radio Show airs throughout the 2023-24 season across the Huskers Radio Network. Join hosts Greg Sharpe and Jessica Coody with Head Coach Fred Hoiberg or a member of the Husker Basketball Coaching staff each week. The show typically airs on Monday nights during the season. A complete schedule is below.

The show can be heard across Huskers Radio Network stations and for free on Huskers.com. Fans are encouraged to text their questions to (402) 413-2400 and join the discussion. Fans can also watch for free on the internet at [YouTube.com/Huskers](https://www.youtube.com/Huskers).

Date .....	Time
Monday, February 26 (Hoiberg) .....	6 p.m.
Monday, March 4 (Zeigler) .....	6 p.m.
Monday, March 11 (Hoiberg) .....	6 p.m.

LARGEST COMEBACKS (BIG ERA)

Nebraska matches its largest comeback of the Big Ten era against Wisconsin on Feb. 1, overcoming a 19-point deficit. Here are NU's largest comebacks since joining the Big Ten in 2011-12.

Year	Opponent	Deficit
2012-13	Iowa	19
2023-24	Wisconsin	19
2022-23	Wisconsin	17
2018-19	Iowa	16
2013-14	Indiana	16
2014-15	Omaha	16

HOIBERG'S HUSKER TIES

While Fred Hoiberg grew up in Ames and played his high school (Ames High School) and college basketball (Iowa State) there, he was born in Lincoln and has numerous ties to the city and to the University of Nebraska.

- Fred's father (Eric) and mother (Karen) both earned their undergraduate degrees from Nebraska in 1966. In fact, Eric earned his undergraduate degree, Master's degree, and Ph.D. in sociology from the university.
- His maternal grandfather was former Husker basketball coach Jerry Bush. Known as the "Big Bear of the Coliseum," Bush guided NU from 1955 to 1963, and directed two of the greatest upsets ever – a 43-41 victory over No. 4 Kansas and Wilt Chamberlain, and a 55-48 victory over No. 1 Kansas State and Olympian Bob Boozer during the 1957-58 campaign.
- His paternal grandfather (Otto) received his Master's Degree and Ph.D from Nebraska. He joined the faculty of the University of Nebraska in 1948, where he taught sociology and served as director of the community development program in the University of Nebraska Extension Division.
- Fred's son (Sam) is in his third season on the Husker basketball team after walking on. Fred and Sam are one of 22 father-son duos in Division I this season.

- Mast has more than filled the void of Derrick Walker, a second-team All-Big Ten pick in 2022-23 who led NU in scoring, rebounding and assists last season. Mast currently is second in scoring and tops the Huskers in both assists and rebounds.
- According to sports-reference.com, Mast is one of 13 Division I players nationally to average at least 12 points, eight rebounds and three assists per game as of Feb. 19. Mast is the only player in the Big Ten and one of three power conference players reaching those plateaus.
- Mast's 8.1 rebounds per game rank fifth in the Big Ten and is on track to be the most rebounds per game by a Husker since 2007-08 (Aleks Maric, 10.2).
- Mast has been in double figures 16 times and has six games with at least 10 rebounds this season. He also leads NU with five double-doubles, which ties for sixth in the Big Ten as of Feb. 19. He nearly posted his sixth double-double against Penn State with 12 points and nine rebounds in NU's 68-49 win on Feb. 17.
- He dashed out a career-high eight assists and added 11 points and six boards vs. Michigan on Feb. 10.
- Mast posted his fourth 20-point game of the year in the overtime loss at No. 14 Illinois on Feb. 4, finishing with 21 points, including four 3-pointers, and six rebounds.
- His effort keyed the win over No. 6 Wisconsin on Feb. 1, finishing with 20 points and eight rebounds.
- He had the best game of his career against Ohio State on Jan. 23, setting highs in points (34), field goals (13) and 3-pointers (six) while adding 10 rebounds, four assists and two blocked shots.
- His performance against OSU was the first 30-point, 10-rebound game was the first by a Husker since 2008. Mast, Maric and Eric Piatkowski are the only Huskers with 30-point, 10-rebound games in the last 30 years.
- According to CBB Reference, only 13 players have had a game with 30 points, 10 rebounds and at least five 3-pointers this year as of Feb. 19. Since 2019, only one other Big Ten player had a 30-point, 10-rebound game with at least five 3-pointers and that was Rutgers' Ron Harper Jr. against Purdue on Dec. 9, 2021.
- He keyed Nebraska's upset of No. 1 Purdue with 18 points, including 14 in the first half while helping limit Zach Edey to 15 points.
- He put together one of his best performances at Kansas State on Dec. 17 with 19 points and 12 boards.
- Against Florida A&M on Nov. 9, he posted season bests of 20 points and 16 rebounds, becoming the first Husker in the Big Ten era (2011-12 to present) to have a game with at least 20 points and 15 rebounds, and the first Husker to do so since All-Big 12 performer Aleks Maric in 2008.

STEADY WILLIAMS IS MR. DO-IT-ALL FOR BIG RED

Junior Brice Williams has been a rock for the Huskers this season. The 6-foot-7 guard is third on the team in scoring at 12.6 points per game. He ranks third on the team in rebounding, assists and steals per game while typically guarding the opponent's top guard.

- He comes into the Indiana game shooting 43 percent from the field, 39 percent from 3-point range and 84 percent from the foul line. He tops NU in both free throws made (78) and attempted (93) and is sixth in the Big Ten in free throw percentage (.839).
- He has a team-high 19 double-figure games, most recently a 13-point effort against Michigan on Feb. 10.
- Williams posted his first double-double of the year at Northwestern on Feb. 7 with 13 points and 10 boards.
- He keyed NU's comeback No. 6 Wisconsin on Feb. 1 with 17 points and nine boards, scoring 13 of his 17 in the second half and overtime as Nebraska erased a 19-point deficit.
- Williams had his second 20-point game at Rutgers on Jan. 17 with 22 points, six rebounds and three steals.
- His effort against No. 1 Purdue on Jan. 9 may have been Williams' best all-round effort of the season as he had season bests in assists (nine), rebounds (11) and blocked shots (two). He finished one point and one rebound shy of just the third triple-double in school history.
- His best offensive performance of the year came in NU's win over Oregon State when he had 25 points on 9-of-17 shooting.
- Williams nearly posted his first double-double of the year with 10 points and nine rebounds in the win at Kansas State on Dec. 17.

Stuffing the Stat Sheet		
Category	No.	Tm Rk.
Points/Gm	12.6	3rd
Rebounds/Gm	5.7	3rd
Assists/Gm	2.5	3rd
Steals/Gm	1.0	3rd
Block/Gm	0.6	2nd

GARY RETURNS BETTER THAN EVER

After his 2022-23 season was cut short with a left shoulder injury that required surgery, Juwan Gary is playing the best basketball of his career this season. During his rehab, Gary spent extensive time working on his shooting mechanics and the work has paid off.

- He is averaging 11.5 points per game on .527 shooting. Gary is second on the team in rebounding (5.9 rpg) and tops the Huskers in both steals (1.2 spg) and blocked shots (0.9 bpg).
- Gary posted his fourth double-double of the season in the OT loss at No. 14 Illinois with 12 points and 11 boards. He returned to the lineup after missing three games against No. 6 Wisconsin on Feb. 1.
- Gary has 12 double-figure games which is the highest total of his career. Entering this season, Gary had just 20 double-figure games in 75 career contests.
- He tied or eclipsed his career high in points three times this season, including the first two 20-point nights of his career.
- Gary was dominant in NU's win at Kansas State on Dec. 17 with 13 points and a career-high 18 rebounds, including 11 offensive rebounds. His 18 rebounds broke his previous career high of 11, while his 11 offensive

Juwan Stepping Up Offensively		
Category	2022-23	2023-24
PPG	9.5	11.5
RPG	6.5	5.9
FG Pct.	.438	.527
3-Pt. Pct.	.263	.321
FT. Pct.	.621	.667



boards were the second-highest total by a Division I player this season as of Feb. 19.

- He recorded his second career 20-point game against Michigan State on Dec. 10, hitting 8-of-11 shots from the field and adding three rebounds and three steals.

### WILCHER MAKES CASE FOR BIG TEN'S BEST SIXTH MAN

One of the most experienced players in the program, C.J. Wilcher has become one of the Big Ten's best scoring threats off the bench this season. He is averaging 8.7 points per game while shooting nearly 50 percent from the field and 43 percent from 3-point range.

- Wilcher is second on the team in 3-pointers (45) and tops NU in 3-point percentage (.433), while averaging less than 20 minutes per game.
- Wilcher has 11 of his 12 double-figure efforts off the bench, which is the most by any Big Ten player (10, John Blackwell of Wisconsin).
- Wilcher has led NU in scoring five times from the bench, including twice in Big Ten action.
- In Big Ten play, he is at 9.7 points per game while shooting 48 percent from the field and 47 percent from 3-point range.
- He single-handedly led NU back against No. 16 Wisconsin on Feb. 1, scoring 12 of his 16 second-half points in a 20-3 run which nearly wiped out an 18-point deficit. He finished with a career-high 22 points, including five 3-pointers.

### TOMINAGA, MAST SPEND SUMMERS WITH NATIONAL TEAMS

A pair of Huskers spent the summer representing their national teams in international events. Rienk Mast represented the Netherlands in the FIBA Olympic Pre-Qualifying Tournament in Turkey, while Keisei Tominaga played for Japan in the FIBA World Cup.

- Mast played in all three games for the Netherlands, averaging 6.0 points, 6.0 rebounds and 1.3 assists per game as the team posted a 1-2 record.
- Tominaga played in all five games for Japan, averaging 11.4 points per game in helping the team qualify for the 2024 Paris Olympics as the highest finishing team from Asia. He was named player of the game in the win over Cape Verde, finishing with 22 points on 8-of-11 shooting from the field, including 6-of-8 from 3-point range.

### FAMILY TIES

Several members of the 2023-24 Huskers have family members who have played basketball at the college or professional levels. The list is led by Fred Hoiberg, who played in the NBA for a decade after a standout career at Iowa State. In addition, Ramel Lloyd was a Parade All-American who scored over 1,600 points at the college level at Syracuse and Long Beach State, while Henry Williams scored a school-record 2,383 points at Charlotte and his number 34 jersey was retired by the school.

Player	Relative	College (Sport)
Josiah Allick	Rebekah (Sister)	Nebraska (VB)
	Bill Ziegelbein (Stepfather)	Nebraska (FB)
	Colleen Ziegelbein (Mother)	Northwest Missouri State (WBB)
	Melvin (Father)	UNLV (Swimming)
Sam Hoiberg	Fred (Father)	Iowa State/NBA (MBB)
	Jack (Brother)	Michigan State/UT-Arlington (MBB)
Keisei Tominaga	Hiroiyuki (Father)	Played Internationally for Japan (MBB)
Ramel Lloyd Jr.	Ramel Sr. (Father)	Syracuse/Long Beach State (MBB)
Ahron Ulis	Tyler (Brother)	Kentucky/NBA (MBB)
C.J. Wilcher	Sergio (Father)	Morgan State (MBB)
Brice Williams	Simeon (Brother)	St. John's (MBB)
	Henry (Father)	Charlotte (MBB)

### INTERNATIONAL HUSKERS

NU's roster has had an international flavor in recent seasons and that trend continues in 2023-24. Four Huskers hail from overseas, including Keisei Tominaga (Moriyama Nagoya Aichi, Japan), Matar Diop (Dakar, Senegal), Blaise Keita (Bamako, Mali), and Rienk Mast (Groningen, Netherlands). NU has had players on its roster from a host of countries under Hoiberg, including Australia, Canada, England, France, Iceland, Lithuania, and Slovenia.

### NBA COACHES: BACK TO SCHOOL

Fred Hoiberg is one of eight active NCAA coaches to have coached in the NBA, as he spent three-plus seasons with the Chicago Bulls from 2015 to 2018. Hoiberg's 270 regular-season NBA games rank third among the eight former NBA coaches in the collegiate ranks.

#### Division I Coaches with NBA Head Coaching Experience

Coach, School	NBA Head Coach, Years
John Calipari, Kentucky	New Jersey, 1996-99
Leonard Hamilton, Florida State	Washington, 2000-01
Fred Hoiberg, Nebraska	Chicago, 2015-18
Eric Musselman, Arkansas	Golden State, 2002-04; Sacramento, 2006-07
Rick Pitino, St. John's	New York, 1987-89; Boston, 1997-2001
Reggie Theus, Bethune-Cookman	Sacramento, 2007-09
Darrell Walker, Arkansas Little Rock	Toronto, 1996-98; Washington, 1999-2000
Mike Woodson, Indiana	Atlanta 2004-2010; New York, 2011-14

### DOUBLE-DIGIT RUNS IN 2023-24

Nebraska has totaled 19 double-figure runs this season, including a 20-0 run against Oregon State on Nov. 18.

Run	Opponent	Time (Half)
20-0	vs. Oregon State	10:54-2:51 (1st)
17-0	Rider	10:19-1:30 (2nd)
13-0	Michigan	15:12-10:54 (1st)
13-0	Michigan	8:51-6:38 (1st)
13-0	Duquesne	13:14-9:38 (2nd)
13-0	Purdue	3:17 (1st) -18:21 (2nd)
12-0	at Kansas State	14:45-5:06 (2nd)
12-0	Florida A&M	15:20-11:31 (1st)
12-0	North Dakota	19:00-15:13 (2nd)
12-0	South Carolina State	20:00-14:03 (1st)
12-0	Wisconsin	12:24-10:48 (2nd)
11-0	Illinois	3:19-0:03 (2nd)
11-0	Purdue	13:11-11:22 (2nd)
11-0	South Carolina State	13:46-9:34 (1st)
10-0	at Rutgers	14:49-12:25 (1st)
10-0	Lindenwood	6:29-4:07 (1st)
10-0	Florida A&M	6:29-4:27 (1st)
10-0	Florida A&M	0:47 (1st)-16:02 (2nd)
10-0	South Carolina State	6:20-2:37 (1st)

### HUSKER COACHING STAFF RETURNS INTACT

• Nate Loenser begins his third season on the Husker staff. He joined the Husker program after spending five seasons with the Chicago Bulls organization. Loenser was an assistant coach for the Bulls under both Fred Hoiberg and Jim Boylan for three seasons. He also served as the Bulls' video coordinator and head coach of the Windy City Bulls. Loenser worked with Hoiberg at Iowa State for two seasons.

• Adam Howard is in his second year on the coaching staff. He was selected to participate in the 2023 TopConnect Basketball Symposium, an event featuring some of the nation's top assistant coaches. Prior to joining the NU staff, he spent four years at South Alabama, helping the program to 75 wins in that span after the program had seven straight losing seasons. In 2021-22, South Alabama won 21 games, the school's highest total since 2008. Howard also coached at Troy, Tennessee, Southern Miss and Morehead State after playing collegiately at Western Kentucky.

• Ernie Zeigler is also in his second year at Nebraska. He joined the NU staff in August of 2022 after spending six years on Ben Howland's staff at Mississippi State. The Bulldogs had four postseason appearances between 2018-22. Zeigler spent six seasons as the head coach at Central Michigan (2007-12) and previously served stints at UCLA, Pittsburgh, Kansas State, Detroit, and Bowling Green.

### WORKING OVERTIME

• Nebraska is now 67-56 all-time in overtime games, including a 1-2 mark this season.

• Of the 123 overtime games in program history, 22 games have been at least two overtimes, including a trio of 3 OT games and a pair of quadruple overtime contests.

• The school record for OT games in a season is four set several times, most recently in 2022-23.

## NEBRASKA BASKETBALL RADIO/TV ROSTER



**0 | C.J. WILCHER**  
Jr. | G | 6-5 | 214



**1 | SAM HOIBERG**  
So. | G | 6-0 | 183



**2 | RAMEL LLOYD JR.**  
Rfr. | G | 6-6 | 210



**3 | BRICE WILLIAMS**  
Jr. | G | 6-7 | 213



**4 | JUWAN GARY**  
Jr. | F | 6-6 | 221



**5 | AHRON ULIS**  
Jr. | G | 6-3 | 190



**9 | JARRON COLEMAN**  
Sr. | G | 6-5 | 213



**10 | JAMARQUES LAWRENCE**  
So. | G | 6-3 | 182



**11 | ELI RICE**  
Fr. | G | 6-8 | 213



**15 | BLAISE KEITA**  
Jr. | F | 6-11 | 257



**21 | MATAR DIOP**  
Fr. | F | 6-10 | 213



**24 | JEFFREY GRACE III**  
So. | G | 6-3 | 197



**30 | KEISEI TOMINAGA**  
Sr. | G | 6-2 | 179



**31 | CALE JACOBSEN**  
Rfr. | G | 6-4 | 20



**35 | HENRY BURT**  
Rfr. | F | 6-7 | 216



**51 | RIENK MAST**  
Jr. | F | 6-10 | 248



**53 | JOSIAH ALLICK**  
Sr. | F | 6-8 | 231



**FRED HOIBERG**  
Head Coach



**ADAM HOWARD**  
Assistant Coach



**NATE LOENSER**  
Assistant Coach



**ERNIE ZEIGLER**  
Assistant Coach




**KURT JOSEPH**  
Director of Men's Basketball Strength & Conditioning



**LUCA VIRGILIO**  
Director of Basketball Strategies & Business Operations



**EMMANUEL TOMMY**  
Director of Player Development



**MICHAEL BANIA**  
Video Coordinator



**PADYN BORDERS**  
Recruiting Coordinator



**SHERYL BURBACH**  
Assistant Director of Basketball Operations



**ANDREW MCCABE**  
Athletic Trainer



**PAT NORRIS**  
Equipment Manager




**JAKE BLATTNER**  
Performance Nutrition Coordinator




**MATT THOME**  
NAPL Director



**NIHI IBARRA**  
Graduate Manager



**JUSTIN MOORE**  
Graduate Manager



**JOEY ST. PIERRE**  
Graduate Manager



**2023-24**  
Nebraska Roster





## BROADCAST NOTES

## 2023-24 RECORD

18-8/8-7 Big Ten

## LAST GAME

Sat., Feb. 17  
Penn State.....W, 68-49

## UPCOMING GAMES

Wed., Feb. 21  
at Indiana.....7:30 p.m./BTNSun, Feb. 25  
Minnesota.....5:30 p.m./BTNThurs, Feb. 29  
at Ohio State.....5:30 p.m./BTN

## HEAD COACH

Fred Hoiberg (Iowa St., 1995)  
Nebraska: 58-91 / 5th  
Career: 173-147 / 10th

## ASSISTANTS

Adam Howard, 2nd season  
Nate Loenser, 3rd season  
Ernie Zeigler, 2nd season

## 2023-24 SCHEDULE

NOV  
6 Lindenwood.....W, 84-52  
9 Florida A&M.....W, 81-54  
13 Rider.....W, 64-50  
15 Stony Brook.....W, 84-63  
18 vs. Oregon State.....W, 84-63  
22 Duquesne.....W, 89-79  
26 Cal State Fullerton.....W, 85-72DEC  
3 No. 15 Creighton.....L, 60-89  
6 at Minnesota \*.....L, 65-76  
10 Michigan State \*.....W, 77-70  
17 at Kansas State.....W, 62-46  
20 North Dakota.....W, 82-75  
29 South Carolina State.....W, 91-62JAN  
3 Indiana \*.....W, 86-70  
6 at No. 21 Wisconsin \*.....L, 72-88  
9 No. 1 Purdue \*.....W, 88-72  
12 at Iowa \*.....L, 76-94  
17 at Rutgers \*.....L, 82-87 (OT)  
20 Northwestern \*.....W, 75-69  
23 Ohio State \*.....W, 83-69  
27 at Maryland \*.....L, 51-73FEB  
1 No. 6 Wisconsin \*.....W, 80-72 (OT)  
4 at No. 14 Illinois \*.....L, 84-87 (OT)  
7 at Northwestern \*.....L, 68-80  
10 Michigan \*.....W, 79-59  
17 Penn State \*.....W, 68-49  
21 at Indiana \*  
25 Minnesota \*  
29 at Ohio State \*MARCH  
3 Rutgers \*  
10 at Michigan \*  
13-  
17 at Big Ten Tournament  
\*Big Ten Game

## C.J. WILCHER (WILL-CHUR) G / 6-5 / 214 / Jr. / Plainfield, N.J.



	GP/GS	PPG	RPG	APG	SPG	FG%	3PT%	FT%
Season	90/28	8.2	2.2	1.1	0.6	.442	.380	.728
B1G	15/0	9.7	1.7	1.1	0.5	.479	.470	1.000
Career	104/29	7.6	2.0	1.0	0.6	.442	.380	.733

## SAM HOIBERG

G / 6-0 / 183 / So. / Lincoln, Neb.



	GP/GS	PPG	RPG	APG	SPG	FG%	3PT%	FT%
Season	26/0	3.9	3.0	1.6	1.0	.410	.368	.676
B1G	15/0	3.5	3.1	1.9	1.1	.395	.353	.773
Career	47/1	4.0	2.5	1.0	0.9	.465	.383	.742

## RAMEL LLOYD JR.

G / 6-6 / 210 / Rfr. / Long Beach, Calif.



	GP/GS	PPG	RPG	APG	SPG	FG%	3PT%	FT%
Season	0/0	0.0	0.0	0.0	0.0	.000	.000	.000
B1G	0/0	0.0	0.0	0.0	0.0	.000	.000	.000
Career	0/0	0.0	0.0	0.0	0.0	.000	.000	.000

## BRICE WILLIAMS

G / 6-7 / 213 / Jr. / Huntersville, N.C.



	GP/GS	PPG	RPG	APG	SPG	FG%	3PT%	FT%
Season	26/26	12.6	5.7	2.5	1.0	.433	.385	.839
B1G	15/15	12.1	5.8	2.7	1.3	.438	.429	.784
Career	114/53	9.9	4.2	1.2	0.6	.377	.392	.805

## JUWAN GARY

(JUH-WAHN)

F / 6-6 / 221 / Jr. / Columbia, S.C.



	GP/GS	PPG	RPG	APG	SPG	FG%	3PT%	FT%
Season	20/12	11.5	5.9	1.2	1.2	.527	.321	.667
B1G	12/9	10.6	4.7	0.9	1.3	.556	.261	.656
Career	96/47	7.2	4.3	0.5	0.8	.501	.263	.614

## JARRON "BOOGIE" COLEMAN

G / 6-5 / 213 / Sr. / Indianapolis, Ind.



	GP/GS	PPG	RPG	APG	SPG	FG%	3PT%	FT%
Season	11/0	2.5	1.8	2.4	0.3	.235	.190	.636
B1G	2/0	0.0	0.0	0.0	0.0	.000	.000	.000
Career	116/86	10.3	4.2	3.1	0.9	.398	.337	.728

## JAMARQUES LAWRENCE

G / 6-3 / 182 / So. / Plainfield, N.J.



	GP/GS	PPG	RPG	APG	SPG	FG%	3PT%	FT%
Season	26/23	6.0	3.3	2.6	0.8	.362	.267	.743
B1G	15/12	6.1	3.1	2.4	0.9	.393	.308	.813
Career	54/35	5.5	2.7	1.8	0.6	.382	.320	.576

## ELI RICE

F / 6-8 / 213 / Fr. / Gallatin, Tenn.



	GP/GS	PPG	RPG	APG	SPG	FG%	3PT%	FT%
Season	17/0	4.2	1.6	0.4	0.2	.413	.370	.719
B1G	8/0	3.9	1.9	0.4	0.1	.529	.429	.833
Career	17/0	4.2	1.6	0.4	0.2	.413	.370	.719

## MATAR DIOP

(MA-TAR JOPE [AS IN HOPE])

F / 6-10 / 213 / Fr. / Dakar, Senegal



	GP/GS	PPG	RPG	APG	SPG	FG%	3PT%	FT%
Season	14/0	0.9	0.8	0.3	0.1	.500	.500	.333
B1G	7/0	0.7	0.1	0.3	0.0	.667	1.000	.000
Career	14/0	0.9	0.8	0.3	0.1	.500	.500	.333

## KEISEI TOMINAGA

(KAY-SAY TOE-ME-NAWGA)

G / 6-2 / 179 / Sr. / Moriayama Nagoya Aichi, Japan



	GP/GS	PPG	RPG	APG	SPG	FG%	3PT%	FT%
Season	24/24	14.1	2.0	1.2	0.9	.458	.376	.903
B1G	15/15	14.5	1.5	1.2	0.6	.460	.393	.972
Career	86/49	10.8	1.7	0.8	0.7	.459	.373	.881

## CALE JACOBSEN

G / 6-4 / 200 / Rfr. / Ashland, Neb.



	GP/GS	PPG	RPG	APG	SPG	FG%	3PT%	FT%
Season	16/0	0.7	0.2	0.3	0.1	.571	.000	.500
B1G	9/0	0.2	0.0	0.2	0.0	1.000	.000	.000
Career	15/0	0.6	0.2	0.3	0.1	.500	.000	.500

## RIENK MAST

(RINK)

F / 6-10 / 248 / Jr. / Groningen, Netherlands



	GP/GS	PPG	RPG	APG	SPG	FG%	3PT%	FT%
Season	24/24	13.5	8.1	3.1	0.4	.452	.362	.830
B1G	15/15	12.9	6.9	3.3	0.7	.440	.355	.773
Career	112/103	11.8	7.6	2.0	0.5	.484	.338	.742

## JOSIAH ALLICK

(AL-ICK)

F / 6-8 / 231 / Sr. / Lincoln, Neb.



	GP/GS	PPG	RPG	APG	SPG	FG%	3PT%	FT%
Season	25/19	6.8	4.8	1.2	0.7	.514	.353	.671
B1G	14/9	6.3	4.2	1.1	0.6	.538	.571	.622
Career	128/103	9.1	5.6	1.0	0.6	.546	.293	.650

## Last Game: Finished with four points and two rebounds vs. Penn State

- ◀ Tied career highs in points (22) and 3-pointers (5) vs. No. 6 Wis.; 16 second-half points
- ◀ Had 16 points on 4-of-5 shooting (3-of-4 from 3) in 19 minutes vs. No. 1 Purdue
- ◀ Finished with 18 points on 7-of-9 shooting vs. South Carolina State
- ◀ Led NU with 16 points and four rebounds in 18 minutes vs. North Dakota

## Last Game: Totaled four points, six rebounds and a pair of steals in 24 minutes vs. PSU

- ◀ Had seven points in a 13-0 1st-half run; added three assists and three steals vs. No. 1 Purdue
- ◀ Led NU with a career-high 15 points and added five rebounds and two assists vs. Lindenwood
- ◀ Had a career-high 16 points, including 3-of-3 from 3-point range, at Maryland on Feb. 28, 2023
- ◀ Sports media and communications major who hosts his own radio show during the season

## Last Game: Has not played in 2023-24

- ◀ Redshirt freshman who has battled several injuries and has not played in 2023-24
- ◀ Played in all three games in Spain, averaging 5.7 ppg, 8.0 rpg, and 4.0 apg
- ◀ Top-100 recruit averaged 11.6 ppg, 4.0 rpg and 1.9 apg at Sierra Canyon HS in 2021-22
- ◀ Co-hosts his own radio show with his father during the season

## Last Game: Finished with two points, seven boards and a pair of assists vs. Penn State

- ◀ Nearly posted a triple double vs. Purdue w/nine points, 11 rebounds and a career-high nine assists
- ◀ Finished with a season-high 25 points, two assists and two steals vs. Oregon State
- ◀ 2nd-team All C-USA pick who averaged 13.8 ppg and 5.3 rpg in helping Charlotte to 2023 CBI title
- ◀ Father (Henry) scored 2,383 points at Charlotte and his No. 34 was retired by the school in 1992

## Last Game: Tallied 13 points, six boards and two steals in 31 minutes vs. Penn State

- ◀ Posted 13 points and a career-high 18 boards at Kansas State; Four double-doubles in 2023-24
- ◀ Matched career high with 20 points (8-of-11 FG) and had three steals vs. Michigan State
- ◀ Returned after suffering season-ending injury in Jan. after averaging 9.5 ppg and 6.5 rpg in 17 games
- ◀ Played two seasons at Alabama, helping Crimson Tide to SEC title and NCAA Sweet 16 in 2020-21

## Last Game: Did not play vs. Penn State

- ◀ Tallied eight points and six assists in the win over South Carolina State
- ◀ Earned second-team All-MAC honors in 2022-23, averaging 14.3 ppg, 4.9 rpg and 3.8 apg
- ◀ Started 21 games at Missouri in 2021-22, averaging 8.6 ppg with a team-high 86 assists
- ◀ Was 2019-20 MAC Freshman of the Year (9.3 ppg, 4.8 rpg, 2.9 apg)

## Last Game: Came off the bench for eight points, two assists and a steal vs. Penn State

- ◀ Had 12 points, a career high four steals, three assists and three boards vs. Indiana
- ◀ Had a career high 16 points and seven rebounds at Minnesota
- ◀ Totalled 21 points and dished out a career-high six assists against Cal State Fullerton
- ◀ Played in 28 games, including 12 starts as a freshman, averaging 5.0 points, 2.2 rebounds per game

## Last Game: Did not play vs. Penn State; Missed NU's last five contests with ankle injury

- ◀ Came off the bench for 11 points on 4-of-7 shooting and four boards at Iowa
- ◀ Finished with 16 points, including 3-of-6 from 3-point range, and four boards against FAMU
- ◀ Played at IMG Academy in '22-23, averaging 19 points and seven rebounds per game
- ◀ Was an all-state pick at Beech (Tenn.) High School in 2021-22, averaging 17.2 ppg and 7.1 rpg

## Last Game: Did not play vs. Penn State

- ◀ Grabbed four rebounds and had two steals in 20 minutes vs. South Carolina State
- ◀ Has a 7-foot-2 wingspan and provides the Huskers with interior size and athleticism
- ◀ Played at Keystone Athletic Academy in 2022-23, averaging 13 points and 13 rebounds per game
- ◀ Product of NBA Academy Africa who picked up the sport as a teenager

## Last Game: Led Nebraska with 17 points and two assists vs. Penn State

- ◀ Scored a career high 31 points (5-of-7 from 3) at No. 14 Illinois
- ◀ Led all scorers with 28 points on 9-of-16 shooting vs. Indiana
- ◀ Played for Japanese National Team, averaging 11.4 ppg in helping Japan qualify for the 2024 Olympics
- ◀ Has 12 career 20-point games, including a career-high 30 points against Penn State on Feb. 5, 2023

## Last Game: Had two points and an assist in two minutes vs. Penn State

- ◀ Set career bests in points (four) and rebounds (two) vs. South Carolina State
- ◀ Walk-on who had first three career points and an assist in five minutes vs. FAMU
- ◀ Averaged 17.9 ppg, 6.1 apg, 5.8 rpg as a senior in leading Ashland-Greenwood to a state title
- ◀ Multi-sport athlete who also played quarterback and wide receiver during high school career

## Last Game: Tallied 12 and nine rebounds vs. Penn State

- ◀ Career high 34 points (13-of-17; 6-8 from 3), 10 boards and four assists vs. OSU
- ◀ Keyed win over No. 1 Purdue with 18 points, four rebounds and three assists
- ◀ Was first Husker with 20/15 game since '08 with 20 points and 16 rebounds vs. FAMU
- ◀ Transfer who was a two-time All-Missouri Valley Conference selection (2022 & 2023)

## Last Game: Totaled six points and five rebounds in 22 minutes vs. Penn State

- ◀ Seven double-figure games in 23-24; season-high 16 points and eight boards vs. Michigan
- ◀ Led NU with eight rebounds and had three assists in 28 minutes against Indiana
- ◀ Lincoln native who is a grad transfer from New Mexico and spent three years at UMKC
- ◀ Helped New Mexico to a 22-12 record in 2022-23, 8.4 ppg on 56% shooting and 7.2 rpg

## AHRON ULIS (YOU-LISS)

G / 6-3 / 190 / Jr. / Chicago, Ill.



	GP/GS	PPG	RPG	APG	SPG	FG%	3PT%	FT%
Season	0/0	0.0	0.0	0.0	0.0	.000	.000	.000
B1G	0/0	0.0	0.0	0.0	0.0	.000	.000	.000
Career	84/27	5.0	1.6	1.9	0.4	.374	.310	.780

- ◀ Iowa transfer who spent last 3 years with the Hawkeyes and posted better than 2-to-1 ast-to-TO ratio
- ◀ Started 27 games at point guard in 2022-23, averaging 6.1 ppg, 2.1 spg
- ◀ Scored a career-high 17 points on 8-of-10 shooting at Michigan State on 1/26/2023

## JEFFREY GRACE III

G / 6-3 / 197 / So. / Elmhurst, Ill.



	GP/GS	PPG	RPG	APG	SPG	FG%	3PT%	FT%
Season	11/0	0.5	0.2	0.2	0.0	.667	.000	.667
B1G	5/0	0.0	0.0	0.2	0.0	.000	.000	.000
Career	22/0	0.5	0.2	0.1	0.0	.600	.000	.571

- ◀ Walk-on who played in 11 games in 2022-23 (4 pts/3 reb)
- ◀ Averaged 11.0 ppg, 5.0 rpg and 3.0 apg at York (Ill.) HS in 2020-21

## BLAISE KEITA (BLAZE KAY-TA)

F / 6-11 / 257 / Jr. / Bamako, Republic of Mali




	GP/GS	PPG	RPG	APG	SPG	FG%	3PT%	FT%
Season	0/0	0.0	0.0	0.0	0.0	.000	.000	.000
B1G	0/0	0.0	0.0	0.0	0.0	.000	.000	.000
Career	21/5	2.0	3.5	0.5	0.3	.551	.000	.409

- ◀ Is progressing from off-season ankle surgery and has dressed in recent games
- ◀ Averaged 2.0 ppg on 51 percent shooting and 3.5 rpg while grabbing 10+ rebounds three times
- ◀ Grabbed 11 rebounds in 23 minutes in the Huskers' overtime win over Wisconsin on Feb. 11, 2023

## HENRY BURT

F / 6-7 / 216 / Rfr. / Omaha, Neb.





# NEBRASKA HEAD COACH FRED HOIBERG

## NEBRASKA (2019-PRESENT)

- Hired as Nebraska's 28th men's basketball coach on March 30, 2019, a position his grandfather (Jerry Bush) held for nine seasons from 1954 to 1963.
- Is the only coach in school history with two road wins against top-10 teams
- Led Nebraska to its fourth win over a No. 1 team in school history and first time since 1982 (1/9/24 vs. No. 1 Purdue)
- Guided Nebraska to three consecutive road wins over ranked opponents (No. 23 Ohio State and No. 10 Wisconsin in 2021-22 and No. 7 Creighton in 2022-23) for the first time in school history
- Brought in the highest-ranked recruiting class in school history, as his 2021 class was ranked 13th by ESPN.com
- Had NBA Draft Picks in both 2021 (Dalano Banton) and 2022 (Bryce McGowens) and has produced 12 players who have reached the NBA

## CHICAGO BULLS (2015-18)

- Coached the Chicago Bulls for three-plus seasons, posting a 115-155 record.
- Became just the fifth coach in franchise history to post a winning record in his debut season.
- Took the Bulls to the 2017 NBA Playoffs where they won the first two games against the top-seeded Boston Celtics, as the Bulls were the first No. 8 seed to take a 2-0 lead against a No. 1 seed since 1993.
- Was the fifth coach in NBA history to have each of his first two career playoff victories come on the road.

## IOWA STATE (2010-15)

- Served as head coach at his alma mater for five seasons, posting a 115-56 record, which is the top winning percentage in school history (.673).
- Led the Cyclones to four straight NCAA Tournament appearances - a program record - while his 115 wins were the most in a five-year stretch in school history.
- Guided Iowa State to back-to-back Big 12 Tournament titles in 2014 and 2015.
- Produced four All-Americans, 12 All-Big 12 honorees and 10 players who played in the NBA.
- Named Big 12 Coach of the Year in 2012, as the Cyclones went from three conference wins to 12 in one season.
- Won 28 games and reached the NCAA Sweet 16 in 2014.
- Led the Big 12 in scoring offense in two of his last four seasons and topped the conference in 3-pointers four times in five years.

## MINNESOTA TIMBERWOLVES (2005-10)

- Served as Vice President of Basketball Operations in 2009-10, overseeing the day-to-day operations of basketball programs including college and pro scouting, salary cap management and NBA Draft preparations.
- Was the Assistant General Manager for three seasons, helping the Timberwolves orchestrate a draft-day trade for five-time all-star Kevin Love in 2008.

## AS AN NBA PLAYER (1995-2005)

- Spent 10 years in the NBA with the Indiana Pacers (four seasons), Chicago Bulls (four seasons) and Minnesota Timberwolves (two seasons) after being selected in the second round of the 1995 NBA Draft.
- Was a member of three NBA Playoff Teams, including a Timberwolves team that reached the 2004 Western Conference Finals.
- Shot 40 percent from 3-point range during his career and led the NBA in 3-point shooting in his final season (48.3, 2004-05).
- Ended his NBA career abruptly at the age of 33 after undergoing open-heart surgery to repair an aneurysm in his aortic root.

## AS A PLAYER AT IOWA STATE (1991-95)

- Started all four seasons at Iowa State, averaging 15.8 points, 6.9 rebounds, 2.8 assists and 1.6 steals per game in his collegiate career.
- His No. 32 was retired by Iowa State in 1997 and Hoiberg is a member of the Iowa State Hall of Fame.
- Garnered third-team All-America honors as a senior in 1994-95, averaging 19.9 points per game to help the Cyclones win a then-school-record 23 games and was named Big Eight Co-Male Athlete of the Year in 1995.
- Two-time Academic All-American who was inducted into the CSC Academic Hall of Fame in 2016.



## FRED HOIBERG'S COLLEGIATE COACHING RECORD

Year	School	Overall Record	Pct.	Conf. Record	Pct	Conf. Finish	Postseason
2010-11	Iowa State	16-16	.500	3-13	.188	12th	None
2011-12	Iowa State	23-11	.676	12-6	.677	T-3rd	NCAA Third Round
2012-13	Iowa State	23-12	.657	11-7	.611	T-4th	NCAA Third Round
2013-14	Iowa State	28-8	.778	11-7	.611	T-3rd	NCAA Sweet 16
2014-15	Iowa State	25-9	.735	12-6	.677	T-2nd	NCAA Second Round
2019-20	Nebraska	7-25	.219	2-18	.100	14th	None
2020-21	Nebraska	7-20	.259	3-16	.158	14th	None
2021-22	Nebraska	10-22	.313	4-16	.200	T-13th	None
2022-23	Nebraska	16-16	.500	9-11	.450	T-11th	None
2023-24	Nebraska	18-8	.692	8-7	.533		
<b>Totals</b>		<b>173-147</b>	<b>.541</b>	<b>75-107</b>	<b>.412</b>		

# THE LAST TIME...

## Nebraska Team

Ranked in the top 5 (AP Poll) ..... Never Happened  
 Ranked in the top 10 (AP Poll) ..... March 1, 1966  
 Ranked in the top 20 (AP Poll) ..... Jan. 2, 1995  
 Ranked in the top 25 (AP Poll) ..... Dec. 31, 2018 (No. 24)  
 Ranked in the top 25 (USA Today Coaches Poll) ..... Dec. 31, 2018 (No. 23)

Played AP Poll No. 1 ranked team ..... def. No. 1 Purdue (88-72), 1/9/2024  
 Defeated AP Poll No. 1 ranked team ..... def. No. 1 Purdue (88-72), 1/9/2024  
 Played AP Poll No. 2 ranked team ..... lost at No. 2 Michigan (47-62), 1/9/13  
 Defeated AP Poll No. 2 ranked team ..... vs. No. 2 Oklahoma State (85-69), 2/5/1992  
 Played Team Ranked 1-5 by AP ..... def. No. 1 Purdue (88-72), 1/9/2024  
 Defeated Team Ranked 1-5 by AP ..... def. No. 1 Purdue (88-72), 1/9/2024  
 Played Team Ranked 6-10 by AP ..... won vs. No. 6 Wisconsin (80-72, OT), 2/1/2023  
 Defeated Team Ranked 6-10 by AP ..... vs. No. 6 Wisconsin (80-72, OT), 2/1/2023  
 Defeated Team Ranked 11-25 by AP ..... at No. 23 Ohio State (78-70), 3/1/2022  
 Defeated Team Ranked 1-10 by AP on Road ..... at No. 7 Creighton (63-53), 12/4/2022  
 Defeated Ranked Team by AP on Road ..... at No. 7 Creighton (65-63), 12/4/2022

Scored 100 or more points ..... 100; at NC State, 12/1/2021  
 Scored 90 or more points ..... 91; South Carolina State, 12/29/2023  
 Scored 80 or more points ..... 84; at Illinois (OT), 2/4/2024  
 Scored less than 50 points ..... 48; Wisconsin, 2/10/2021  
 Scored less than 40 points ..... 38; at Oregon, 12/15/2012  
 Shot 75% from the field ..... 750, vs. Nebraska-Omaha (42-56), 1/25/1988 \$  
 Shot 70% from the field ..... 723; vs. UNC Wilmington (34-47), 12/5/1997  
 Shot 60% from the field ..... 628; vs. Northwestern (27-43), 2/3/2015

Made 50 or more free throws ..... Never Happened  
 Made 40 or more free throws ..... 43, vs. Texas (43-59), 1/3/1996 - \$  
 Made 30 or more free throws ..... 37; vs. UTSA (37-50), 12/20/2017  
 Made 25 or more free throws ..... 28; vs. Duquesne (28-31), 11/22/2023  
 Attempted 60 or more free throws ..... 60, vs. Kansas State (36-60), 1/11/1954 - \$  
 Attempted 50 or more free throws ..... 50, vs. UTSA (37-50), 12/20/2017  
 Attempted 40 or more free throws ..... 50, vs. UTSA (37-50), 12/20/2017  
 Attempted 30 or more free throws ..... 32; South Carolina State (24-32), 12/29/2023  
 Shot 100% from the foul line (min 10 att.) ..... 1.000; at Illinois (14-14), 2/4/2024  
 Shot 95% from the foul line (min 10 att.) ..... 1.000; at Illinois (14-14), 2/4/2024  
 Shot 90% from the foul line (min 10 att.) ..... 909; vs. Penn State (10-11), 2/17/2024  
 Shot 90% from the foul line (min 20 att.) ..... 950; vs. Cal State Fullerton (19-20), 11/26/2023

Made 20 or more 3-pointers ..... Never Happened  
 Made 15 or more 3-pointers ..... 15; Kennesaw State (15-29), 12/22/2021  
 Made 10 or more 3-pointers ..... 12; 1.000; at Illinois (12-28), 2/4/2024  
 Made 0 3-pointers ..... 0; vs. Jacksonville State (0-5), 12/18/2012  
 Held Opponent to 0 3-pointers ..... 0; Southeastern Louisiana, 11/22/2015  
 Attempted 40 or more 3-pointers ..... 41; vs. Nevada (9-41), 11/26/2020 \$  
 Attempted 30 or more 3-pointers ..... 35; at Rutgers (13-35), 1/17/2024  
 Attempted 20 or more 3-pointers ..... 21; vs. Penn State (4-21), 2/17/2024  
 Shot 75% from 3-point range (min. 10 att.) ..... 750, vs. UT-Pan American (9-12), 12/2/2009 - \$  
 Shot 60% from 3-point range (min. 20 att.) ..... 609; Purdue (14-23), 1/9/24  
 Shot 60% from 3-point range (min. 10 att.) ..... 609; Purdue (14-23), 1/9/24  
 Shot 50% from 3-point range (min. 20 att.) ..... 538 vs. Ohio State (14-26), 1/23/2024  
 Shot 50% from 3-point range (min. 10 att.) ..... 538 vs. Ohio State (14-26), 1/23/2024

Had 60 or more rebounds ..... 60; vs. Oral Roberts, 12/22/1999  
 Had 50 or more rebounds ..... 50; South Carolina State, 12/29/2023

Had 30 or more assists ..... 35, vs. Northeastern Illinois, 12/21/1994  
 Had 25 or more assists ..... 25; vs. Doane, 12/17/2020  
 Had 20 or more assists ..... 22; Purdue, 1/9/2024  
 Had 15 or more assists ..... 18; vs. Michigan, 2/10/2024

Had 20 or more steals ..... 23, vs. Texas Tech, 3/4/1999 - \$  
 Had 15 or more steals ..... 15; Indiana, 1/3/2024  
 Had 10 or more steals ..... 15; Indiana, 1/3/2024

Had 15 or more blocked shots ..... 15, vs. Coppin State, Dec. 6, 1996 - \$  
 Had 10 or more blocked shots ..... 14; at Northwestern, 1/2/2018

Had 30 or more turnovers ..... 31, at Creighton, 12/11/2005  
 Had 20 or more turnovers ..... 20; South Carolina State, 12/29/2023  
 Had 5 or less turnovers ..... 2; vs. Duquesne, 11/22/2023 - #

## Nebraska Player...

Had 20 or more points: ..... 31; Keisei Tominaga and 21; Rienk Mast, 2/4/24  
 Had 25 or more points: ..... 31; Keisei Tominaga at Illinois, 2/4/2024  
 Had 30 or more points: ..... 31; Keisei Tominaga at Illinois, 2/4/2024  
 Had 40 or more points: ..... 41; Teddy Allen vs. Penn State, 2/23/2021  
 Had 20 or more points in a half: ..... 21; Rienk Mast vs. Ohio State (2nd), 1/23/2024

Had No Player in Double Figures: ..... vs. Ohio State, 1/21/2012  
 Had Five Players with 10 or more points ..... Northwestern, 11/20/2024  
 ..... Allick (15); Tominaga (14); Williams (12); Wilcher (10); Lawrence (10)  
 Had Six Players with 10 or more points ..... North Dakota, 12/20/2023  
 ..... Wilcher (16); Lawrence (14); Tominaga (14); Williams (12); Gary (12); Allick (10)  
 Two Huskers with 20 or more points, same game: ..... at Illinois, 2/4/2024  
 ..... Keisei Tominaga (31); Rienk Mast (21)  
 Two Huskers with 25 or more points, same game: ..... vs. Western Illinois, 11/9/21  
 ..... Alonzo Verge Jr. (26), Bryce McGowens (25)  
 Three Huskers with 20 or more points, same game: ..... Iowa, 3/10/2019  
 ..... James Palmer Jr. (30), Glynn Watson Jr. (23), Isaiah Roby (23)  
 Two Huskers with 30 or more points, same game: ..... vs. Oregon, 11/25/1995  
 ..... Tyronn Lue (30) & Jaron Boone (30) - only time in school history

Had 10 or more rebounds: ..... 10; Brice Williams at Northwestern, 2/7/2024  
 Had 15 or more rebounds: ..... 18; Juwan Gary at Kansas State, 12/17/2023  
 Had 20 or more rebounds: ..... 21, Kimani Ffriend vs. Oral Roberts, 12/22/1999  
 Had 25 or more rebounds: ..... 26, Bill Johnson vs. Iowa State, 1/4/1954 - \$  
 Two Huskers with 10 or more rebounds, same game: ..... at Kansas State, 12/17/2023  
 ..... Juwan Gary-18; Rienk Mast-12  
 Three Huskers with 10 or more rebounds, same game: ..... vs. Texas Tech, 1/19/2000  
 ..... (Steffon Bradford 16; Kimani Ffriend 12; Louis Truscott 11)

Had 5 or more 3-pointers: ..... 5; Keisei Tominaga at Illinois (5-7), 2/4/2024  
 Had 6 or more 3-pointers: ..... 6; Rienk Mast vs. Ohio State (6-8), 1/23/2024  
 Had 7 or more 3-pointers: ..... 7; Kobe Webster at Northwestern (7-12), 3/7/2021  
 Had 8 or more 3-pointers: ..... 8; Cary Cochran, vs. Baylor (8-13), 2/27/2002 - \$

Had 5 or more assists: ..... 8; Rienk Mast vs. Michigan, 2/10/2024  
 Had 10 or more assists: ..... 11; Alonzo Verge Jr. at Ohio State, 3/1/2022  
 Had 15 or more assists: ..... 15; Charles Richardson vs. Rutgers, 12/2/2006  
 Had 18 or more assists: ..... 18; Brian Carr, at Evansville, 1/3/1985 - \$

Had 5 or more blocked shots: ..... 5; Isaiah Roby vs. Northwestern, 2/16/2019  
 Had 6 or more blocked shots: ..... 6; Isaiah Roby vs. Eastern Illinois, 11/11/2017  
 Had 7 or more blocked shots: ..... 7; John Turek vs. Colorado, 3/2/2005  
 Had 9 or more blocked shots: ..... 9; Mikki Moore vs. Coppin State, 12/6/1996 - \$  
 Had 10 or more blocked shots: ..... Never Happened

Had 5 or more steals: ..... 5; Keisei Tominaga at Kansas State, 12/17/2023  
 Had 6 or more steals: ..... 6; Glynn Watson Jr. vs. Long Beach State, 11/26/2017  
 Had 7 or more steals: ..... 7; Brandon Richardson at Ohio State, 1/3/2012  
 Had 8 or more steals: ..... 8, Cookie Belcher vs. Oklahoma St., 2/7/2001 - \$  
 Had 10 or more steals: ..... Never Happened

Had Triple-Double (Points/Rebounds/Assists): ..... Dalano Banton vs. Doane, 12/17/2020, 13/11/10  
 Had Double-Double (Points/Assists): ..... Alonzo Verge Jr. at NC State (25/11), 12/1/2021  
 Had Double-Double (Points/Rebounds): ..... Brice Williams at Northwestern (13/10), 2/7/2024  
 Had Double-Double (Points/Steals): ..... Never Happened  
 Had Double-Double (Points/Blocks): ..... Never Happened  
 Had Two Players with Double-Doubles: .....  
 ..... Rienk Mast (19 pts./12 reb.) and Juwan Gary (13 pts./18 reb.) at K-State, 12/17/2023

\$ - School Record - # - Tied School record  
 As of 2/19/2024

2023-24 GAME BY GAME															
Team	FG-FGA	Pct.	3FG-3FGA	Pct.	FT-FTA	Pct.	O-D	Reb.	PF	A	TO	B	S	Pts.	W/L
Lindenwood	22-68	.324	3-16	.188	5-9	.556	13-27	40	21	2	12	2	4	52	
at Nebraska	27-56	.482	11-30	.367	19-29	.655	8-36	44	12	19	9	7	5	84	W
Florida A&M	20-66	.303	4-20	.200	10-17	.588	11-24	35	26	10	14	3	8	54	
at Nebraska	23-56	.411	10-28	.357	25-36	.694	16-39	55	17	15	18	5	7	81	W
Rider	17-56	.304	6-25	.240	10-12	.833	7-27	34	18	8	11	5	10	50	
at Nebraska	19-57	.333	9-32	.281	17-22	.773	14-33	47	9	13	11	0	3	64	W
Stony Brook	25-66	.379	7-30	.233	6-10	.600	9-19	28	17	6	9	2	10	63	
at Nebraska	33-60	.500	8-26	.308	10-17	.588	12-33	45	13	19	14	1	3	84	W
Oregon State	19-54	.352	6-22	.273	19-21	.905	9-22	31	23	11	9	3	4	63	
vs. Nebraska	30-65	.462	8-24	.333	16-26	.615	17-27	44	18	16	6	3	3	84	W
Duquesne	28-63	.444	8-29	.276	15-17	.882	14-23	37	24	8	6	3	1	79	
at Nebraska	26-53	.491	9-24	.375	28-31	.903	7-22	29	13	18	2	2	1	89	W
Cal State Fullerton	28-67	.418	9-22	.409	7-9	.778	15-20	35	17	9	12	5	8	72	
at Nebraska	27-58	.466	12-30	.400	19-20	.950	11-25	36	9	18	9	3	3	85	W
No. 15 Creighton	32-69	.464	14-40	.350	11-13	.846	14-34	48	14	17	12	4	5	89	
at Nebraska	24-71	.338	2-22	.091	10-14	.714	14-23	37	10	6	8	1	7	60	L
at Minnesota	25-53	.472	8-25	.320	18-29	.621	13-19	32	9	18	16	7	10	76	
Nebraska	24-53	.453	5-18	.278	12-15	.800	10-22	32	21	15	18	1	7	65	L
Michigan State	27-61	.443	8-17	.471	8-9	.889	8-23	31	13	14	9	2	5	70	
at Nebraska	27-54	.500	10-23	.435	13-15	.867	5-26	31	11	16	9	4	5	77	W
at Kansas State	16-60	.267	4-30	.133	10-18	.556	13-27	40	11	11	12	9	6	46	
Nebraska	25-72	.347	11-31	.355	1-4	.250	22-35	57	17	14	14	4	7	62	W
North Dakota	26-67	.388	11-32	.344	12-17	.706	19-23	42	14	11	11	2	6	75	
at Nebraska	29-63	.460	11-32	.344	14-19	.737	13-25	38	11	14	9	0	7	82	W
South Carolina State	23-74	.311	5-23	.217	11-15	.733	13-27	40	21	9	19	3	9	62	
at Nebraska	29-61	.475	9-30	.300	24-32	.750	10-40	50	18	22	20	7	16	91	W
Indiana	24-51	.471	9-18	.500	13-19	.684	9-27	36	19	19	19	2	5	70	
at Nebraska	27-59	.458	12-32	.375	20-26	.769	9-20	29	20	16	8	0	15	86	W
at No. 21 Wisconsin	33-60	.550	13-26	.500	9-13	.692	7-25	32	13	18	8	0	6	88	
Nebraska	26-53	.491	12-26	.462	8-11	.727	3-23	26	16	16	12	4	4	72	L
No. 1 Purdue	24-57	.421	13-33	.394	11-15	.733	11-23	34	16	17	14	2	1	72	
at Nebraska	29-57	.509	14-23	.609	16-19	.842	5-25	30	17	22	9	3	9	88	W
at Iowa	35-67	.522	15-35	.429	9-14	.643	9-27	36	13	30	6	0	5	94	
Nebraska	30-63	.476	4-26	.154	12-15	.800	8-26	34	14	14	8	1	5	76	L
at Rutgers	30-78	.385	11-29	.379	16-30	.533	25-31	56	18	16	13	5	6	87	
Nebraska	25-66	.379	13-35	.371	19-24	.792	11-31	42	24	13	13	6	8	82	L (OT)
Northwestern	24-63	.381	10-31	.323	11-17	.647	11-15	26	14	17	7	5	13	69	
at Nebraska	26-47	.553	7-13	.538	16-20	.800	8-32	40	16	18	18	3	5	75	W
Ohio State	27-56	.482	8-23	.348	7-12	.583	6-22	28	13	17	9	6	2	69	
at Nebraska	30-61	.492	14-26	.538	9-12	.750	9-26	35	11	19	6	2	5	83	W
at Maryland	26-64	.406	11-26	.423	10-14	.714	17-26	43	13	16	8	5	11	72	
Nebraska	17-43	.395	10-21	.476	7-12	.583	3-22	25	14	10	18	3	5	51	L
No. 6 Wisconsin	27-64	.422	10-31	.323	8-12	.667	11-31	42	18	8	16	2	8	72	
at Nebraska	26-58	.448	9-27	.333	19-26	.731	7-28	35	13	15	12	2	9	89	W (OT)
at No. 14 Illinois	29-70	.414	9-34	.265	20-30	.667	17-33	50	12	18	14	5	7	87	
Nebraska	29-68	.426	12-28	.429	14-14	1.000	5-28	33	21	12	9	2	6	84	L (OT)
at Northwestern	27-63	.429	11-25	.440	15-22	.682	13-23	36	19	17	10	3	7	80	
Nebraska	22-48	.458	6-19	.316	18-22	.818	3-26	29	24	11	17	4	4	68	L
Michigan	20-62	.323	8-24	.333	11-15	.733	18-21	39	14	12	14	4	7	59	
at Nebraska	30-64	.469	9-23	.391	10-16	.625	16-27	43	18	18	9	3	7	79	W
Penn State	18-54	.333	5-23	.217	8-16	.500	8-23	31	13	6	14	7	10	49	
at Nebraska	27-61	.443	4-21	.190	10-11	.909	11-31	42	15	10	13	0	7	68	W



## GAME BY GAME STARTERS

Opponent	Date	Result	Guard	Guard	Guard/Forward	Forward	Forward
Lindenwood	11/6	W, 84-52	Lawrence	Wilcher	Williams	Allick	Mast
Florida A&M	11/9	W, 81-54	Lawrence	Wilcher	Williams	Allick	Mast
Rider	11/13	W, 64-50	Lawrence	Tominaga	Williams	Allick	Mast
Stony Brook	11/15	W, 84-63	Lawrence	Tominaga	Williams	Allick	Mast
vs. Oregon State	11/18	W, 84-63	Lawrence	Tominaga	Williams	Allick	Mast
Duquesne	11/22	W, 89-79	Lawrence	Tominaga	Williams	Allick	Mast
Cal State Fullerton	11/26	W, 85-72	Lawrence	Tominaga	Williams	Allick	Mast
No. 15 Creighton	12/3	L, 60-89	Lawrence	Tominaga	Williams	Allick	Mast
at Minnesota	12/6	L, 65-76	Lawrence	Tominaga	Williams	Allick	Mast
Michigan State	12/10	W, 77-70	Lawrence	Tominaga	Williams	Gary	Mast
at Kansas State	12/17	W, 62-46	Lawrence	Tominaga	Williams	Gary	Mast
North Dakota	12/20	W, 82-75	Lawrence	Tominaga	Williams	Gary	Allick
South Carolina State	12/29	W, 91-62	Lawrence	Tominaga	Williams	Gary	Allick
Indiana	1/3	W, 86-70	Lawrence	Tominaga	Williams	Gary	Mast
at No. 21 Wisconsin	1/6	L, 72-88	Lawrence	Tominaga	Williams	Gary	Mast
No. 1 Purdue	1/9	W, 88-72	Lawrence	Tominaga	Williams	Gary	Mast
at Iowa	1/12	L, 76-94	Lawrence	Tominaga	Williams	Gary	Mast
at Rutgers	1/17	L, 82-87 (OT)	Lawrence	Tominaga	Williams	Gary	Mast
Northwestern	1/20	W, 75-69	Lawrence	Tominaga	Williams	Allick	Mast
Ohio State	1/23	W, 83-69	Lawrence	Tominaga	Williams	Allick	Mast
at Maryland	1/27	L, 51-73	Lawrence	Tominaga	Williams	Allick	Mast
No. 6 Wisconsin	2/1	W, 80-72 (OT)	Lawrence	Tominaga	Williams	Allick	Mast
at No. 15 Illinois	2/4	L, 84-87 (OT)	Lawrence	Tominaga	Williams	Allick	Mast
at Northwestern	2/7	L, 68-80	Williams	Tominaga	Gary	Allick	Mast
Michigan	2/10	W, 79-59	Williams	Tominaga	Gary	Allick	Mast
Michigan	2/17	W, 68-49	Williams	Tominaga	Gary	Allick	Mast

2023-24 SUPERLATIVES

NEBRASKA TEAM GAME HIGHS		
POINTS	91	SOUTH CAROLINA ST. (12/29/23)
	89	DUQUESNE (11/22/23)
FIELD GOALS MADE	33	STONY BROOK (11/15/23)
	30	MICHIGAN (02/10/24)
	30	OHIO ST. (01/23/24)
	30	at Iowa (01/12/24)
	30	vs Oregon St. (11/18/23)
FIELD GOAL ATTEMPTS	72	at Kansas St. (12/17/23)
	71	CREIGHTON (12/03/23)
FIELD GOAL PERCENTAGE	.553 (26-47)	NORTHWESTERN (01/20/24)
	.550 (33-60)	STONY BROOK (11/15/23)
3 PT FIELD GOALS MADE	14	OHIO ST. (01/23/24)
	14	PURDUE (01/09/24)
3 PT FG ATTEMPTS	35	at Rutgers (01/17/24)
	32	INDIANA (01/03/24)
	32	NORTH DAKOTA (12/20/23)
	32	RIDER (11/13/23)
3 PT FG PERCENTAGE	.609 (14-23)	PURDUE (01/09/24)
	.538 (14-26)	OHIO ST. (01/23/24)
	.538 (7-13)	NORTHWESTERN (01/20/24)
FREE THROWS MADE	28	DUQUESNE (11/22/23)
	25	FLORIDA A&M (11/09/23)
FREE THROW ATTEMPTS	36	FLORIDA A&M (11/09/23)
	32	SOUTH CAROLINA ST. (12/29/23)
FREE THROW PERCENTAGE	1.000 (14-14)	at Illinois (02/04/24)
	.950 (19-20)	CAL ST. FULLERTON (11/26/23)
REBOUNDS	57	at Kansas St. (12/17/23)
	55	FLORIDA A&M (11/09/23)
ASSISTS	22	PURDUE (01/09/24)
	22	SOUTH CAROLINA ST. (12/29/23)
STEALS	16	SOUTH CAROLINA ST. (12/29/23)
	15	INDIANA (01/03/24)
BLOCKED SHOTS	7	SOUTH CAROLINA ST. (12/29/23)
	7	LINDENWOOD (11/06/23)
TURNOVERS	20	SOUTH CAROLINA ST. (12/29/23)
FOULS	24	at Northwestern (02/07/24)
	24	at Rutgers (01/17/24)

NEBRASKA TEAM GAME LOWS		
POINTS	51	at Maryland (01/27/24)
	60	CREIGHTON (12/03/23)
FIELD GOALS MADE	17	at Maryland (01/27/24)
	19	RIDER (11/13/23)
FIELD GOAL ATTEMPTS	43	at Maryland (01/27/24)
	47	NORTHWESTERN (01/20/24)
FIELD GOAL PERCENTAGE	.333 (19-57)	RIDER (11/13/23)
	.338 (24-71)	CREIGHTON (12/03/23)
3 PT FIELD GOALS MADE	2	CREIGHTON (12/03/23)
	4	at Iowa (01/12/24)
	4	PENN ST. (02/17/24)
3 PT FG ATTEMPTS	13	NORTHWESTERN (01/20/24)
	18	at Minnesota (12/06/23)
3 PT FG PERCENTAGE	.091 (2-22)	CREIGHTON (12/03/23)
	.154 (4-26)	at Iowa (01/12/24)
FREE THROWS MADE	1	at Kansas St. (12/17/23)
	7	at Maryland (01/27/24)
FREE THROW ATTEMPTS	4	at Kansas St. (12/17/23)
	11	at Wisconsin (01/06/24)
	11	PENN ST. (02/17/24)
FREE THROW PERCENTAGE	.250 (1-4)	at Kansas St. (12/17/23)
	.583 (7-12)	at Maryland (01/27/24)
REBOUNDS	25	at Maryland (01/27/24)
	26	at Wisconsin (01/06/24)
ASSISTS	6	CREIGHTON (12/03/23)
	10	at Maryland (01/27/24)
	10	PENN ST. (02/17/24)
STEALS	1	DUQUESNE (11/22/23)
	3	RIDER (11/13/23)
	3	STONY BROOK (11/15/23)
	3	CAL ST. FULLERTON (11/26/23)
BLOCKED SHOTS	0	Several times
TURNOVERS	2	DUQUESNE (11/22/23)
FOULS	9	RIDER (11/13/23)
	9	CAL ST. FULLERTON (11/26/23)

OPPONENT TEAM GAME HIGHS		
POINTS	94	at Iowa (01/12/24)
	89	CREIGHTON (12/03/23)
FIELD GOALS MADE	35	at Iowa (01/12/24)
	33	at Wisconsin (01/06/24)
FIELD GOAL ATTEMPTS	78	at Rutgers (01/17/24)
	74	SOUTH CAROLINA ST. (12/29/23)
FIELD GOAL PERCENTAGE	.550 (33-60)	at Wisconsin (01/06/24)
	.522 (35-67)	at Iowa (01/12/24)
3 PT FIELD GOALS MADE	15	at Iowa (01/12/24)
	14	CREIGHTON (12/03/23)
3 PT FG ATTEMPTS	40	CREIGHTON (12/03/23)
	35	at Iowa (01/12/24)
3 PT FG PERCENTAGE	.500 (13-26)	at Wisconsin (01/06/24)
	.500 (9-18)	INDIANA (01/03/24)
FREE THROWS MADE	20	at Illinois (02/04/24)
	19	vs Oregon St. (11/18/23)
FREE THROW ATTEMPTS	30	at Illinois (02/04/24)
	30	at Rutgers (01/17/24)
FREE THROW PERCENTAGE	.905 (19-21)	vs Oregon St. (11/18/23)
	.889 (8-9)	MICHIGAN ST. (12/10/23)
REBOUNDS	56	at Rutgers (01/17/24)
	50	at Illinois (02/04/24)
ASSISTS	30	at Iowa (01/12/24)
	19	OHIO ST. (01/23/24)
	19	INDIANA (01/03/24)
STEALS	13	NORTHWESTERN (01/20/24)
	11	at Maryland (01/27/24)
BLOCKED SHOTS	9	at Kansas St. (12/17/23)
	7	PENN ST. (02/17/24)
	7	OHIO ST. (01/23/24)
	7	at Minnesota (12/06/23)
TURNOVERS	19	INDIANA (01/03/24)
	19	SOUTH CAROLINA ST. (12/29/23)
FOULS	26	FLORIDA A&M (11/09/23)

OPPONENT TEAM GAME LOWS		
POINTS	46	at Kansas St. (12/17/23)
	49	PENN ST. (02/17/24)
FIELD GOALS MADE	16	at Kansas St. (12/17/23)
	17	RIDER (11/13/23)
FIELD GOAL ATTEMPTS	51	INDIANA (01/03/24)
	53	at Minnesota (12/06/23)
FIELD GOAL PERCENTAGE	.267 (16-60)	at Kansas St. (12/17/23)
	.303 (20-66)	FLORIDA A&M (11/09/23)
3 PT FIELD GOALS MADE	3	LINDENWOOD (11/06/23)
	4	FLORIDA A&M (11/09/23)
	4	at Kansas St. (12/17/23)
3 PT FG ATTEMPTS	16	LINDENWOOD (11/06/23)
	17	MICHIGAN ST. (12/10/23)
3 PT FG PERCENTAGE	.133 (4-30)	at Kansas St. (12/17/23)
	.188 (3-16)	LINDENWOOD (11/06/23)
FREE THROWS MADE	5	LINDENWOOD (11/06/23)
	6	STONY BROOK (11/15/23)
FREE THROW ATTEMPTS	9	LINDENWOOD (11/06/23)
	9	CAL ST. FULLERTON (11/26/23)
	9	MICHIGAN ST. (12/10/23)
FREE THROW PERCENTAGE	.500 (8-16)	PENN ST. (02/17/24)
	.533 (16-30)	at Rutgers (01/17/24)
REBOUNDS	26	NORTHWESTERN (01/20/24)
	28	STONY BROOK (11/15/23)
	28	OHIO ST. (01/23/24)
ASSISTS	2	LINDENWOOD (11/06/23)
	6	STONY BROOK (11/15/23)
	6	PENN ST. (02/17/24)
STEALS	1	DUQUESNE (11/22/23)
	1	PURDUE (01/09/24)
BLOCKED SHOTS	0	at Wisconsin (01/06/24)
	0	at Iowa (01/12/24)
TURNOVERS	6	DUQUESNE (11/22/23)
	6	at Iowa (01/12/24)
FOULS	9	at Minnesota (12/06/23)

## 2023-24 SUPERLATIVES

## WON/LOSS MARGIN

	1	2	3	4	5	6	7	8	9	10	11	12	13	14	15	16	17	18	19	20	+20
Husker Wins	0	0	0	0	0	1	1	2	0	1	0	0	1	2	0	3	0	0	1	0	6
Husker Losses	0	0	1	0	1	0	0	0	0	0	1	1	0	0	0	1	0	1	0	0	2

## 2023-24 INDIVIDUAL GAME HIGHS

Points	34	Rienk Mast vs Ohio St. (01/23/24)
	31	Keisei Tominaga at Illinois (02/04/24)
Field Goals Made	13	Rienk Mast vs Ohio St. (01/23/24)
	9	Keisei Tominaga at Illinois (02/04/24)
	9	Keisei Tominaga vs Indiana (01/03/24)
	9	Brice Williams vs Oregon St. (11/18/23)
Field Goal Att.	21	Rienk Mast at Illinois (02/04/24)
	18	Rienk Mast vs Wisconsin (02/01/24)
FG Pct (min 5 made)	1.000 (5-5)	Keisei Tominaga vs Cal St. Fullerton (11/26/23)
	.833 (5-6)	Josiah Allick at Iowa (01/12/24)
3-Point FG Made	6	Rienk Mast vs Ohio St. (01/23/24)
	5	Keisei Tominaga at Illinois (02/04/24)
	5	C.J. Wilcher vs Wisconsin (02/01/24)
	5	Keisei Tominaga vs Purdue (01/09/24)
3-Point FG Att.	11	Keisei Tominaga vs Rider (11/13/23)
	10	Keisei Tominaga vs Indiana (01/03/24)
3-Pt FG Pct (min 2 made)	1.000 (3-3)	Keisei Tominaga vs Cal St. Fullerton (11/26/23)
	1.000 (3-3)	Rienk Mast vs Cal St. Fullerton (11/26/23)
	1.000 (2-2)	Lawrence, Jamarques vs Northwestern (01/20/24)
	1.000 (2-2)	Sam Hoiberg at Rutgers (01/17/24)
Free Throws Made	9	Keisei Tominaga vs Duquesne (11/22/23)
	8	Keisei Tominaga at Illinois (02/04/24)
Free Throw Att.	10	Keisei Tominaga vs Duquesne (11/22/23)
	8	Keisei Tominaga at Illinois (02/04/24)
	8	Brice Williams vs Wisconsin (02/01/24)
	8	Allick, Josiah vs Northwestern (01/20/24)
	8	Brice Williams at Rutgers (01/17/24)
	8	Eli Rice vs Florida A&M (11/09/23)
FT Pct (min 4 made)	1.000 (8-8)	Keisei Tominaga at Illinois (02/04/24)
	1.000 (7-7)	Brice Williams vs Florida A&M (11/09/23)
	1.000 (6-6)	Rienk Mast vs Duquesne (11/22/23)
	1.000 (6-6)	Rienk Mast vs Florida A&M (11/09/23)
Rebounds	18	Juwan Gary at Kansas St. (12/17/23)
	16	Rienk Mast vs Florida A&M (11/09/23)
Assists	9	Brice Williams vs Purdue (01/09/24)
	8	Rienk Mast vs Michigan (02/10/24)
Steals	5	Keisei Tominaga at Kansas St. (12/17/23)
	4	Brice Williams vs Indiana (01/03/24)
	4	Jamarques Lawrence vs Indiana (01/03/24)
	4	Sam Hoiberg vs Florida A&M (11/09/23)
Blocked Shots	4	Juwan Gary vs South Carolina St. (12/29/23)
	3	Josiah Allick at Rutgers (01/17/24)
Turnovers	7	Jamarques Lawrence at Minnesota (12/06/23)
	6	Jarron Coleman vs South Carolina St. (12/29/23)
Fouls	5	Juwan Gary at Northwestern (02/07/24)
	5	Brice Williams at Illinois (02/04/24)
	5	Josiah Allick at Rutgers (01/17/24)
	5	Rienk Mast at Rutgers (01/17/24)
	5	Brice Williams at Minnesota (12/06/23)
Minutes	39	Brice Williams vs Wisconsin (02/01/24)
	39	Brice Williams at Rutgers (01/17/24)
	38	Rienk Mast vs Wisconsin (02/01/24)

## 2023-24 OPPONENT INDIVIDUAL GAME HIGHS

Points	30	Max Jones vs Cal St. Fullerton (11/26/23)
	28	AJ Storr vs Wisconsin (02/01/24)
Field Goals Made	11	AJ Storr vs Wisconsin (02/01/24)
	11	Owen Freeman at Iowa (01/12/24)
Field Goal Att.	22	AJ Storr vs Wisconsin (02/01/24)
	22	Baylor Scheierman vs Creighton (12/03/23)
FG Pct (min 5 made)	.846 (11-13)	Owen Freeman at Iowa (01/12/24)
	.833 (5-6)	Pharrel Payne at Minnesota (12/06/23)
3-Point FG Made	6	Baylor Scheierman vs Creighton (12/03/23)
	5	AJ Storr vs Wisconsin (02/01/24)
	5	Josh Dix at Iowa (01/12/24)
	5	Payton Sandfort at Iowa (01/12/24)
	5	Mason Gillis vs Purdue (01/09/24)
	5	Tyree Ihenacho vs North Dakota (12/20/23)
	5	Max Jones vs Cal St. Fullerton (11/26/23)
3-Point FG Att.	19	Baylor Scheierman vs Creighton (12/03/23)
	12	Payton Sandfort at Iowa (01/12/24)
3-Pt FG Pct (min 2 made)	1.000 (2-2)	Will Tschetter vs Michigan (02/10/24)
	1.000 (2-2)	Nick Martinelli at Northwestern (02/07/24)
	1.000 (2-2)	Gavin Griffiths at Rutgers (01/17/24)
	1.000 (2-2)	Ben Krikke at Iowa (01/12/24)
	1.000 (2-2)	Mason Miller vs Creighton (12/03/23)
Free Throws Made	9	Dae Dae Grant vs Duquesne (11/22/23)
	7	Malik Hall vs Michigan St. (12/10/23)
	7	Tyler Bilodeau vs Oregon St. (11/18/23)
Free Throw Att.	10	Elijah Hawkins at Minnesota (12/06/23)
	9	B.J. Omot vs North Dakota (12/20/23)
	9	Dae Dae Grant vs Duquesne (11/22/23)
FT Pct (min 4 made)	1.000 (9-9)	Dae Dae Grant vs Duquesne (11/22/23)
	1.000 (7-7)	Malik Hall vs Michigan St. (12/10/23)
	1.000 (7-7)	Tyler Bilodeau vs Oregon St. (11/18/23)
	1.000 (6-6)	Jordan Pope vs Oregon St. (11/18/23)
	1.000 (4-4)	Justin Harmon at Illinois (02/04/24)
	1.000 (4-4)	Brooks Barnhizer vs Northwestern (01/20/24)
	1.000 (4-4)	Fletcher Loyer vs Purdue (01/09/24)
	1.000 (4-4)	Malik Reneau vs Indiana (01/03/24)
	1.000 (4-4)	Jimmy Clark III vs Duquesne (11/22/23)
	1.000 (4-4)	Keenon Cole vs Lindenwood (11/06/23)
Rebounds	16	Julian Reese at Maryland (01/27/24)
	15	Clifford Omoruyi at Rutgers (01/17/24)
Assists	15	Tony Perkins at Iowa (01/12/24)
	11	Elijah Hawkins at Minnesota (12/06/23)
Steals	5	Ace Baldwin Jr. vs Penn St. (02/17/24)
	5	Mike Mitchell Jr. at Minnesota (12/06/23)
Blocked Shots	4	Clifford Omoruyi at Rutgers (01/17/24)
	4	Will McNair Jr. at Kansas St. (12/17/23)
Turnovers	5	AJ Storr vs Wisconsin (02/01/24)
	4	Favour Aire vs Penn St. (02/17/24)
	4	Boo Buie at Northwestern (02/07/24)
	4	Max Klesmit vs Wisconsin (02/01/24)
	4	Lance Jones vs Purdue (01/09/24)
	4	Kel'el Ware vs Indiana (01/03/24)
	4	Malik Reneau vs Indiana (01/03/24)
	4	Xavier Johnson vs Indiana (01/03/24)
	4	Mitchell Taylor vs South Carolina St. (12/29/23)
	4	Michael Teal vs South Carolina St. (12/29/23)
	4	Elijah Hawkins at Minnesota (12/06/23)
	4	Corey McKeithan vs Rider (11/13/23)
Fouls	5	Boo Buie at Northwestern (02/07/24)
	5	Jimmy Clark III vs Duquesne (11/22/23)
	5	David Dixon vs Duquesne (11/22/23)
	5	Justin Rochelin vs Oregon St. (11/18/23)
	5	Mervin James vs Rider (11/13/23)
	5	Chase Barrs vs Florida A&M (11/09/23)
	5	Shannon Grant vs Florida A&M (11/09/23)

## 2023-24 HUSKER LINEUPS

No.	Starting Lineup	Record
1.	Allick, Lawrence, Mast, Wilcher, Williams	2-0
2.	Allick, Lawrence, Mast, Tominaga, Williams	8-4
3.	Gary, Lawrence, Mast, Tominaga, Williams	4-3
4.	Allick, Gary, Lawrence, Tominaga, Williams	2-0
5.	Allick, Gary, Mast, Tominaga, Williams	1-1



2023-24 GAME RECAPS

(-----Nebraska Individual Leaders-----)								
Date	Opponent	Result	Record (BIG)	Attend.	Points	Rebounds	Assists	Steals
11/6	Lindenwood	W, 84-52	1-0 (0-0)	13,478	Hoiberg (15)	Allick (8)	Coleman (4)	Allick (2)
11/9	Florida A&M	W, 81-54	2-0 (0-0)	13,766	Mast (20)	Mast (16)	Lawrence (4)	Hoiberg (4)
11/13	Rider	W, 64-50	3-0 (0-0)	13,478	Wilcher (13)	Mast (13)	Williams (3)	Lawrence (2)
11/15	Stony Brook	W, 84-63	4-0 (0-0)	13,614	Gary (19)	Williams (9)	Mast (5)	Tominaga (2)
11/18	vs. Oregon State	W, 84-63	5-0 (0-0)	2,938	Williams (25)	Mast (13)	Lawrence (3)	Allick, Williams, Tominaga (2)
11/22	Duquesne	W, 89-70	6-0 (0-0)	14,426	Tominaga (24)	Allick (7)	Allick (5)	Wilcher (1)
11/26	Cal State Fullerton	W, 85-72	7-0 (0-0)	14,171	Mast (19)	Mast (9)	Lawrence (5)	Gary (2)
12/3	No. 15 Creighton	L, 60-89	7-1 (0-0)	15,838	Tominaga (20)	Mast, Williams (7)	Williams, Lawrence (2)	Gary (3)
12/6	at Minnesota *	L, 65-76	7-2 (0-1)	6,899	Williams (18)	Lawrence (7)	Williams (4)	Williams (3)
12/10	Michigan State *	W, 77-70	8-2 (1-1)	14,585	Gary (20)	Mast (14)	Mast (6)	Gary (3)
12/17	at Kansas State	W, 62-46	9-2 (1-1)	10,206	Mast (19)	Gary (18)	Tominaga (4)	Tominaga (5)
12/20	North Dakota	W, 82-75	10-2 (1-1)	13,387	Wilcher (16)	Gary (12)	Williams, Lawrence (3)	Gary (2)
12/29	South Carolina State	W, 91-62	11-2 (1-1)	14,987	Wilcher (18)	Allick, Williams, Hoiberg (6)	Coleman (6)	Tominaga, Wilcher (3)
1/3	Indiana *	W, 86-70	12-2 (2-1)	13,446	Tominaga (28)	Allick (8)	Hoiberg (4)	Lawrence, Williams (4)
1/6	at No. 21 Wisconsin *	L, 72-88	12-3 (2-2)	15,055	Tominaga (17)	Mast, Hoiberg (6)	Williams (6)	4 Players (1)
1/9	No. 1 Purdue *	W, 88-72	13-3 (3-2)	14,106	Tominaga (19)	Williams (11)	Williams (9)	Hoiberg (3)
1/12	at Iowa *	L, 76-94	13-4 (3-3)	9,670	Allick, Mast (14)	Hoiberg (6)	Hoiberg (4)	Hoiberg (2)
1/17	at Rutgers *	L, 82-87	13-5 (3-4)	8,000	Williams (22)	Mast (8)	Lawrence (5)	Williams (3)
1/20	Northwestern *	W, 75-69	14-5 (4-4)	14,977	Allick (15)	Mast (8)	Mast (6)	Lawrence, Wilcher (2)
1/23	Ohio State *	W, 83-69	15-5 (5-4)	14,408	Mast (34)	Mast (10)	Lawrence (6)	Hoiberg (2)
1/27	at Maryland *	L, 51-73	15-6 (5-5)	15,481	Wilcher (14)	Mast (6)	Mast (3)	Williams (2)
2/1	No. 6 Wisconsin *	W, 80-72 (OT)	16-6 (6-5)	15,318	Wilcher (22)	Williams (9)	Lawrence (4)	Hoiberg (3)
2/4	at No. 14 Illinois *	L, 84-87 (OT)	16-7 (6-6)	15,544	Tominaga (22)	Gary (11)	Tominaga (3)	Allick (3)
2/7	at Northwestern *	L, 68-80	16-8 (6-7)	5,681	Gary (15)	Williams (11)	Williams (4)	Lawrence (2)
2/10	Michigan *	W, 79-59	17-8 (7-7)	15,828	Tominaga (19)	Allick (8)	Mast (8)	Gary, Tominaga (2)
2/17	Penn State *	W, 68-49	18-8 (8-7)	15,751	Tominaga (17)	Mast (9)	Williams, Tominaga, Lawrence (2)	Gary, Hoiberg (2)

THE LAST TIME...

Nebraska...	A Nebraska Opponent...
Scored 100 or more points.....100; at NC State, 12/1/21	102; Michigan, 12/7/21
Scored 90 or more points.....91, South Carolina State, 12/29/23	94; at Iowa, 1/23/24
Scored 41 to 50 points.....50; Illinois, 1/10/23	49, Penn State, 2/17/24
Scored 40 or fewer points .....38; at Oregon, 12/15/12	38; Southwest Minnesota State, 12/28/18
Shot 70% from the field......723; vs. UNC Wilmington 12/5/97 (34-47)	.723; Kansas, 2/2/85 (34-47)
Shot 60% from the field......616; vs. Boston College, 11/30/22 (32-52)	.630; Michigan, 3/5/17 (34-54)
Shot 90% from the free throw line (Min 10 attempts)......909; vs. Southwest Minnesota State, 12/28/18 (10-11)	.905; vs. Oregon State, 11/18/23 (19-21)
Made 10, 3-Point Field Goals .....12; at Illinois, 2/4/2024 (12-28)	11, at Northwestern, 2/7/24 (11-25)
Had 60 rebounds......60; vs. Oral Roberts, 12/22/99	70; at NC State, 12/1/21
Had 50 rebounds......50; South Carolina State, 12/29/23	50; at Illinois, 2/4/24
Had 30 assists......35, vs. Northeastern Illinois, 12/21/94	30; at Iowa, 1/12/24
Had 15 steals......15, Indiana, 1/3/24	16; at Creighton, 12/11/2020
Had 10 blocked shots .....14; at Northwestern, 1/2/18	11; at NC State, 12/1/21
Had 10 or fewer turnovers......9; at Illinois, 2/4/24	10; at Northwestern, 2/7/24
Had 20 or more turnovers......20; South Carolina State, 12/29/23	21; Kennesaw State, 12/22/21
Had three players with 20 points .....vs. Iowa, 3/10/19	Michigan, 1/14/17
.....(Palmer Jr. 27; Watson Jr. 23; Roby 23)	(Wagner 23, Irvin 21, Walton 20)
Had three players with 10 rebounds.....vs. Texas Tech, 1/19/00	at Kansas, 1/9/02
.....(Bradford 16, Ffriend 12, Truscott 11)	(Collison 13, Gooden 12, Simien 10)
Had five players reach double-figure points.....vs. Northwestern, 1/20/24	at Rutgers, 1/17/24
.....(Allick-15; Tominaga-14; Williams-10, Lawrence-10; Wilcher-10)	(Hyatt-17; Mag-16; Omoruyi-14; Simpson-14; Williams-11)
Had a player score 40 points .....41; Teddy Allen vs. Penn State 2/23/21	41; Marcus Carr, Minnesota, 2/27/213
Had a player score 30 points .....31; Keisei Tominaga at Illinois, 2/4/24	30; Max Jones, Cal State Fullerton, 11/26/23
Had a player grab 15 rebounds .....18; Juwan Gary at Kansas State, 12/17/2023	16; Julian Reese, Maryland, 1/27/24
Had a player dish out 10 assists......12; Alonzo Verge Jr. at Ohio State, 3/1/22	14; Tony Perkins, Iowa, 1/12/24
Had a player collect five steals .....5; Keisei Tominaga at Kansas State, 12/17/2023	6; Jamhir Young, at Maryland, 1/28/23
Had a player block five shots......5; Isaiah Roby vs. Maryland, 2/6/18	7; Zach Edey, Purdue, 12/10/2022
Had a player with a triple double.....13 pt/11 reb/10 asst.; Dalano Banton vs. Doane, 12/17/20	12 pt/11 reb./10 asst.; Trayce Jackson-Davis, Indiana, 12/7/22

## SPECIALITY STATS

## MISC. REVIEW

Nebraska Record When:	All (W)	All (L)	H(W)	H(L)	A (W)	A (L)							
Ahead at Halftime	13	2	12	1	1	1	Rebounds are Even	1	1	1	0	0	1
Behind at Halftime	5	5	4	1	1	4	Committing More TOs than Opp	5	5	4	0	1	5
Tied at Halftime	0	1	0	0	0	1	Committing Fewer TOs than Opp	11	2	10	1	1	1
Bench Outscores Opponent's	13	4	12	0	1	4	Turnovers are Even	2	1	2	0	0	1
Opponent Bench Outscores NU	4	4	3	2	1	2	Leading with 5:00 left	16	1	14	0	2	1
Bench scoring is even	1	0	1	0	0	0	Trailing with 5:00 left	2	7	2	1	0	6
Shooting 50% or Better	4	0	4	0	0	0	Tied with 5:00 left	0	0	0	0	0	0
Shooting Under 50%	14	8	12	2	2	6	In Overtime	1	2	1	0	0	2
Opp. Shoots 50% or Better	0	3	0	0	0	3	Scoring 80 or more points	12	2	11	0	1	2
Opp. Shoots Under 50%	18	5	16	2	2	3	Scoring 61 to 79 points	6	4	5	1	1	3
Outshooting Opponent (pct.)	17	2	15	0	2	2	Scoring 60 or fewer points	0	2	0	1	0	1
Outshot by Opponent (pct.)	1	6	1	1	0	5	Allowing 80 or more points	0	6	0	1	0	5
Shooting is even	0	0	0	0	0	0	Allowing 61 to 79 points	12	2	11	0	1	2
Outrebounding Opponent	12	0	10	0	2	0	Allowing 60 or fewer points	6	0	5	0	1	0
Outrebounded by Opponent	5	7	5	1	0	6							

## MISC. TOTALS

Biggest margin of victory .....	32, Lindenwood (11/6)	Largest halftime lead surrendered in loss .....	15, at Minnesota (12/6)
Biggest margin of defeat .....	29, Creighton (12/3)	Largest lead at any time .....	49, South Carolina State (12/29)
Largest deficit overcome in win.....	19, at Wisconsin (2/1)	Largest deficit at any time .....	31, Creighton (12/3)
Largest halftime deficit overcome in win .....	16; at Wisconsin (2/1)	Largest runs without opponent scoring .....	20 vs. Oregon State (9:26-2:51, 1st)
Largest lead surrendered in loss.....	17, at Minnesota (12/6)	Largest opponent run without NU scoring.....	15 at Iowa (18:10-14:09, 1st)

## SPECIALITY STATS

Opponent	NU-Opp Paint	NU-Opp off TO	NU-Opp 2nd Ch.	NU-Opp Bench	Largest Lead	Largest Deficit	Tip	1st Sub(s)
Lindenwood	32-32	8-4	11-9	27-21	36 (2nd, 5:34)	2 (1st, 19:36)	L	Hoiberg
Florida A&M	24-26	11-9	18-9	30-24	29 (2nd, 12:39)	1 (1st, 15:38)	L	Hoiberg, Coleman, Rice
Rider	18-16	9-4	13-10	26-14	17 (2nd, 1:44)	-	W	Hoiberg, Coleman
Stony Brook	42-18	7-19	12-9	29-14	23 (2nd, 1:47)	2 (1st, 17:59)	W	Gary
vs. Oregon State	38-16	14-5	22-6	25-17	31 (2nd, 14:06)	6 (1st, 18:12)	L	Gary
Duquesne	32-34	7-3	8-16	27-19	17 (2nd, 6:57)	6 (1st, 12:37)	L	Wilcher, Hoiberg, Gary, Coleman
Cal State Fullerton	28-32	11-7	8-14	18-18	19 (2nd, 4:51)	3 (1st, 18:43)	L	Coleman
Creighton	34-36	13-5	10-16	18-20	3 (1st, 14:56)	31 (2nd, 1:44)	L	Gary
at Minnesota	32-24	21-24	8-14	20-27	17 (1st, 1:13)	11 (2nd, 0:32)	L	Wilcher, Gary
Michigan State	30-28	8-4	4-8	18-9	7 (2nd, 0:25)	7 (1st, 12:19)	L	Wilcher, Hoiberg
at Kansas State	28-22	8-4	16-12	9-11	19 (2nd, 4:22)	6 (1st, 3:12)	L	Allick
North Dakota	30-28	20-7	17-15	21-28	10 (2nd, 0:46)	14 (2nd, 19:16)	W	Wilcher
South Carolina State	34-26	19-13	8-9	47-46	49 (2nd, 8:39)	-	W	Hoiberg
Indiana	24-26	27-6	11-10	18-20	22 (2nd, 5:23)	5 (1st, 17:27)	L	Allick
at Wisconsin	18-36	12-17	6-7	18-36	-	21 (2nd, 1:40)	L	Hoiberg
Purdue	28-20	18-7	7-11	30-24	16 (2nd, 0:47)	6 (1st, 5:33)	L	Hoiberg
at Iowa	46-32	7-8	10-12	34-18	1 (2nd, 17:13)	21 (2nd, 2:21)	L	Hoiberg
at Rutgers	24-34	16-17	11-20	24-15	12 (1st, 8:51)	5 (OT, 2:19)	L	Wilcher, Allick
Northwestern	34-28	3-17	6-7	16-15	11 (2nd, 17:37)	5 (1st, 15:19)	W	Wilcher, Hoiberg
Ohio State	24-32	10-8	16-2	21-22	18 (2nd, 6:51)	9 (1st, 11:36)	L	Wilcher
at Maryland	12-30	8-25	5-18	19-25	10 (1st, 15:30)	25 (2nd, 14:07)	W	Wilcher
Wisconsin	24-18	18-18	6-7	34-10	8 (OT, 0:49)	19 (1st, 9:51)	W	Wilcher, Hoiberg, Gary
at Illinois	26-40	18-11	4-12	17-10	7 (1st, 7:13)	10 (2nd, 3:29)	W	Gary
at Northwestern	28-22	7-26	4-5	21-17	-	21 (2nd, 9:15)	L	Wilcher, Hoiberg, Lawrence
Michigan	38-18	12-5	14-13	15-12	30 (1st, 5:21)	2 (1st, 19:25)	L	Lawrence
Penn State	36-18	15-10	8-2	18-7	22 (2nd, 8:49)	4 (1st, 17:10)	W	Wilcher



2023-24 HONORS

C.J. WILCHER

JUNIOR • GUARD • 6-5 • 214 • PLAINFIELD, N.J. • ROSELLE CATHOLIC

- Emerged as one of the Big Ten’s best sixth men and has 12 double-figure efforts this season
- Tied his career high with 22 points on 7-of-10 shooting, including a career-high five 3-pointers, and three assists in the OT win over No. 6 Wisconsin..had 12 points in a 20-3 run that brought NU back from a second-half deficit
- Led NU with 14 points, including 4-of-6 from 3-point range, in the loss at Maryland
- Came off the bench and had 16 points and three assists against Ohio State, including consecutive 3-pointers after OSU cut a 10-point lead to 46-43
- Totaled 12 points and a pair of assists in the loss at Rutgers
- Had 16 points off the bench on 4-of-5 shooting, as he had eight points in a 11-0 second-half run after No. 1 Purdue pulled with 54-52
- Finished with 11 first-half points against Indiana before missing the second half because of back spasms
- Scored 18 points on 7-of-9 shooting against South Carolina State while adding three steals
- Totaled 16 points, including four 3-pointers, and added four rebounds vs. North Dakota on Dec. 20
- Totaled 13 points and five rebounds in the win over Rider and 13 points agaist Lindenwood
- Played in all 32 games, including 24 starts, in 2022-23 and averaged 8.0 points per game while ranking second on the team with 42 3-pointers
- Totaled 10 double-figure efforts as a sophomore, including a career-high 22 points at No. 14 Indiana on Dec. 7, 2022
- Played in all 32 games in 2021-22, averaging 8.1 points and 2.3 rebounds per game as the Huskers’ sixth man
- Paced NU in 3-pointers (52) and 3-point percentage (.406), while he also shot 43 percent from long range in Big Ten play
- Spent the 2020-21 season at Xavier, playing in 15 games and averaging 3.3 points and 1.1 rebounds per game
- Was a four-star recruit who ranked No. 81 by ESPN in the class of 2021
- Playing for Dave Boff at Roselle Catholic, averaging 18.8 points, 4.5 rebounds and 2.8 assists per game to earn first-team all-state honors
- Younger brother (Simeon) is a freshman guard at St. John’s in 2023-24

MISC. STATS

Category	2023-24	Career*
10+ Points	12	36
20+ Points	1	3
30+ Points	0	0
40+ Points	0	0
Double-Doubles	0	0
10+ Rebounds	0	0
10+ Assists	0	0
Led NU in Scoring	5	9
Led NU in Reb.	0	0
Led NU in Assists	0	1

\*Includes Xavier

SEASON/CAREER HIGHS

<b>Points</b>	
Season:	22, Wisconsin (2/1/24)
College Career:	22, Two times (last, 2/1/24)
<b>Rebounds</b>	
Season:	5, Rider (11/13/23)
College Career:	6, Three times (last, 2/25/23)
<b>Field Goals</b>	
Season:	7, Two times (last, 2/1/24)
College Career:	8, vs. Omaha (11/10/22)
<b>3-Point Field Goals</b>	
Season:	5, Wisconsin (2/1/24)
College Career:	5, Two times (last, 2/1/42)
<b>Free Throws</b>	
Season:	5, Purdue (1/9/24)
College Career:	6, at Indiana (12/7/22)
<b>Free Throw Attempts</b>	
Season:	5, Purdue (1/9/24)
College Career:	6, at Indiana (12/7/22)
<b>Assists</b>	
Season:	3, Wisconsin (2/1/24)
College Career:	4, Three times (last, 2/14/23)
<b>Steals</b>	
Season:	3, South Carolina State (12/29/23)
College Career:	3, Two times (last, 12/29/23)
<b>Blocks</b>	
Season:	2, Lindenwood (11/6/23)
College Career:	2, Two times (last, 11/6/23)
<b>Minutes Played</b>	
Season:	28, Wisconsin (2/1/24)
College Career:	38, Two times (last, 1/7/23)

CAREER STATS

		Field Goals				3-Point		F-Throws		Rebounds								Scoring		
SEASON	TEAM	GP-GS	MIN/AVG	FG-FGA	FG%	3FG-3FGA	3FG%	FT-FTA	FT%	OFF	DEF	TOT	AVG	PF-FO	A	TO	BLK	STL	PTS	AVG
2020-21	XU	15-1	151/10.1	18-45	.400	10-29	.345	4-4	1.000	7	9	16	1.1	11-0	5	7	1	5	50	3.3
2021-22	Nebr	32-2	791/24.7	92-199	.462	52-128	.406	22-35	.629	17	56	73	2.3	42-1	26	31	3	25	258	8.1
2022-23	Nebr	32-24	870/27.2	95-238	.399	42-134	.313	23-36	.639	17	61	78	2.4	52-1	44	47	6	18	255	8.0
2023-24	Nebr	26-2	485/18.7	76-158	.481	45-104	.433	30-32	.938	11	35	46	1.8	33-0	26	24	6	13	227	8.7
TOTAL FOR Nebr		90-28	2146/23.8	263-595	.442	139-366	.380	75-103	.728	45	152	197	2.2	127-2	96	102	15	56	740	8.2
TOTAL		105-29	2298/21.9	281-640	.439	149-395	.377	79-107	.738	52	161	213	2.0	138-2	101	109	16	61	790	7.5

2023-24 GAME BY GAME

Opponent				Total		3-Pointers		Free throws		Rebounds											
	Date	GS	MIN	FG-FGA	PCT	3FG-3FGA	PCT	FT-FTA	PCT	OFF	DEF	TOT	AVG	PF	A	TO	BLK	STL	PTS	AVG	
Lindenwood	11/06/2023	*	22:08	4-8	.500	2-5	.400	3-4	.750	0	1	1	1.0	0	2	0	2	0	13	13.0	
Florida A&M	11/09/2023	*	19:51	2-6	.333	1-4	.250	1-2	.500	0	1	1	1.0	4	2	0	1	0	6	9.5	
Rider	11/13/2023		22:51	4-8	.500	3-5	.600	2-2	1.000	4	1	5	2.3	2	1	3	0	0	13	10.7	
Stony Brook	11/15/2023		14:23	1-3	.333	0-2	.000	0-0	.000	0	0	0	1.8	0	0	0	0	1	2	8.5	
vs Oregon St.	11/18/2023		12:44	1-2	.500	1-2	.500	0-0	.000	0	0	0	1.4	0	1	0	0	0	3	7.4	
Duquesne	11/22/2023		16:17	1-2	.500	0-1	.000	0-0	.000	0	2	2	1.5	1	1	0	0	1	2	6.5	
Cal St. Fullerton	11/26/2023		16:37	2-6	.333	1-5	.200	0-0	.000	1	2	3	1.7	1	1	0	0	0	5	6.3	
Creighton	12/03/2023		14:56	2-4	.500	0-2	.000	0-0	.000	0	0	0	1.5	0	0	0	0	0	4	6.0	
at Minnesota	12/06/2023		18:07	3-6	.500	1-2	.500	2-2	1.000	1	2	3	1.7	2	2	1	0	0	9	6.3	
Michigan St.	12/10/2023		15:00	3-5	.600	2-4	.500	2-2	1.000	1	1	2	1.7	0	1	0	0	0	10	6.7	
at Kansas St.	12/17/2023		08:15	0-4	.000	0-2	.000	0-0	.000	1	2	3	1.8	1	0	1	1	0	0	6.1	
North Dakota	12/20/2023		18:22	6-10	.600	4-6	.667	0-0	.000	1	3	4	2.0	1	1	1	0	1	16	6.9	
South Carolina St.	12/29/2023		18:31	7-9	.778	2-4	.500	2-2	1.000	0	2	2	2.0	0	0	2	0	3	18	7.8	
Indiana	01/03/2024		13:45	3-6	.500	3-6	.500	2-2	1.000	1	1	2	2.0	1	0	0	0	2	11	8.0	
at Wisconsin	01/06/2024		16:33	2-4	.500	2-3	.667	0-0	.000	0	1	1	1.9	2	0	3	1	1	6	7.9	
Purdue	01/09/2024		19:22	4-5	.800	3-4	.750	5-5	1.000	0	0	0	1.8	1	0	0	0	0	16	8.4	
at Iowa	01/12/2024		19:01	1-4	.250	1-3	.333	2-2	1.000	1	3	4	1.9	1	2	0	0	0	5	8.2	
at Rutgers	01/17/2024		18:28	3-6	.500	2-5	.400	4-4	1.000	0	2	2	1.9	3	2	3	1	0	12	8.4	
Northwestern	01/20/2024		26:13	4-8	.500	2-4	.500	0-0	.000	0	1	1	1.9	3	1	3	0	2	10	8.5	
Ohio St.	01/23/2024		30:02	6-12	.500	4-7	.571	0-0	.000	0	1	1	1.9	0	3	0	0	1	16	8.9	
at Maryland	01/27/2024		23:18	5-7	.714	4-6	.667	0-0	.000	0	0	0	1.8	0	1	2	0	0	14	9.1	
Wisconsin	02/01/2024		27:29	7-10	.700	5-7	.714	3-3	1.000	0	1	1	1.7	2	3	0	0	1	22	9.7	
at Illinois	02/04/2024		19:31	1-6	.167	0-3	.000	0-0	.000	0	2	2	1.7	1	1	1	0	0	2	9.3	
at Northwestern	02/07/2024		20:37	2-7	.286	1-4	.250	0-0	.000	0	2	2	1.8	2	1	2	0	0	5	9.2	
Michigan	02/10/2024		16:48	1-4	.250	1-4	.250	0-0	.000	0	2	2	1.8	3	0	0	0	0	3	8.9	
Penn St.	02/17/2024		15:50	1-6	.167	0-4	.000	2-2	1.000	0	2	2	1.8	2	0	2	0	0	4	8.7	
Totals			2	484:57	76-158	.481	45-104	.433	30-32	.938	11	35	46	1.8	33	26	24	6	13	227	8.7

Player Averages

Games Played	Minutes/ game	Points/ game	FG Pct	3FG Pct	FT Pct	Rebounds/ game	Assists/ game	Turnovers/ game	Assist/Turnover ratio	Steals/ game	Blocks/ game
26	18.7	8.7	48.1	43.3	93.8	1.8	1.0	0.9	1.1	0.5	0.2





## 2023-24 HONORS

## SAM HOIBERG

SOPHOMORE • GUARD • 6-0 • 183 • LINCOLN, NEB. • PIUS X

- Savvy performer who brings a spark off the bench and has a 2-to-1 assist-to turnover ratio and averages a steal per game
- Had four points, six rebounds and two steals in 25 minutes against Penn State
- Finished with four points, four rebounds and three assists in 17 minutes against Michigan
- Totaled three points, four rebounds and three steals in the overtime win over No. 6 Wisconsin
- Grabbed six rebounds and dished out three assists in the win over Northwestern
- Led NU in rebounds (six), assists (four) and steals (two) off the bench at Iowa
- Had nine points, including seven points in a 13-0 run to close the first half, three assists and three steals in the win over No. 1 Purdue
- Finished with five points, a team-high six boards and a pair of assists against No. 21 Wisconsin
- Totaled five points and a career-high four assists in 23 minutes against Indiana
- Set career bests in rebounds (seven) and assists (three) while adding five points in 16 minutes against South Dakota State
- Finished with five points, three rebounds and two assists in the win over Michigan State
- Topped NU against Lindenwood in the season opener, matching his career high with 15 points, along with five rebounds and two assists
- Played in 21 contests, including one start, in 2022-23 and was one of NU's top guards off the bench as he averaged 4.1 points per game on 55 percent shooting
- Provided an offensive spark down the stretch, averaging 6.6 ppg on 58 percent shooting and 2.9 rpg over the final 12 contests of 2022-23
- Poured in a career-high 15 points on 6-of-8 shooting in 26 minutes at Maryland on Jan. 27, 2023
- Garnered honorable-mention all-state honors as a senior, averaging 14.9 points, 4.2 rebounds and 3.8 assists at Lincoln Pius X High School in 2020-21, helping the school to an 18-4 record and a berth in the Class A (largest class) state tournament
- Sports and Media Communications major who hosts his own weekly radio show
- Is the son of NU Head Coach Fred Hoiberg, who played collegiately at Iowa State and in the NBA for a decade, while his oldest brother, Jack, played at both Michigan State (2017-21) and Texas Arlington (2021-22) and works in the San Antonio Spurs organization in the video department

## CAREER STATS

				Field Goals		3-Point		F-Throws		Rebounds				Scoring						
SEASON	TEAM	GP-GS	MIN/AVG	FG-FGA	FG%	3FG-3FGA	3FG%	FT-FTA	FT%	OFF	DEF	TOT	AVG	PF-FO	A	TO	BLK	STL	PTS	AVG
2022-23	Nebr	21-1	267/12.7	27-49	.551	9-22	.409	23-28	.821	8	30	38	1.8	19-0	7	8	1	13	86	4.1
2023-24	Nebr	26-0	507/19.5	32-78	.410	14-38	.368	23-34	.676	15	63	78	3.0	48-0	44	22	3	27	101	3.9
TOTAL		47-1	775/16.5	59-127	.465	23-60	.383	46-62	.742	23	93	116	2.5	67-0	51	30	4	40	187	4.0

## MISC. STATS

Category	2023-24	Career
10+ Points	1	3
20+ Points	0	0
30+ Points	0	0
40+ Points	0	0
Double-Doubles	0	0
10+ Rebounds	0	0
10+ Assists	0	0
Led NU in Scoring	1	1
Led NU in Reb.	3	4
Led NU in Assists	2	2

## SEASON/CAREER HIGHS

<b>Points</b>		
Season:	15, Lindenwood (11/6/23)	
College Career:	15, Two times (1/28/23)	
<b>Rebounds</b>		
Season:	7, South Carolina State (12/29/23)	
College Career:	Same	
<b>Field Goals</b>		
Season:	5, Lindenwood (11/6/23)	
College Career:	6, at Maryland (1/28/23)	
<b>3-Point Field Goals</b>		
Season:	2, Two times (last, 1/17/24)	
College Career:	3, at Maryland (1/28/23)	
<b>Free Throws</b>		
Season:	4, Two times (last, 2/10/24)	
College Career:	5, Two times (last, 2/28/23)	
<b>Free Throw Attempts</b>		
Season:	6, at Northwestern (2/7/24)	
College Career:	6, Michigan State (2/28/23)	
<b>Assists</b>		
Season:	4, Two times (last, 1/12/24)	
College Career:	Same	
<b>Steals</b>		
Season:	4, Florida A&M (11/9/23)	
College Career:	Same	
<b>Blocks</b>		
Season:	1, Three times (last, 1/6/24)	
College Career:	1, Four times (last, 1/6/24)	
<b>Minutes Played</b>		
Season:	26, Ohio State (1/23/24)	
College Career:	37, Maryland (2/19/23)	

## 2023-24 GAME BY GAME

				Total		3-Pointers		Free throws		Rebounds											
Opponent	Date	GS	MIN	FG-FGA	PCT	3FG-3FGA	PCT	FT-FTA	PCT	OFF	DEF	TOT	AVG	PF	A	TO	BLK	STL	PTS	AVG	
Lindenwood	11/06/2023		25:14	5-7	.714	2-4	.500	3-5	.600	0	5	5	5.0	1	2	0	1	1	15	15.0	
Florida A&M	11/09/2023		22:37	1-3	.333	1-3	.333	0-0	.000	1	2	3	4.0	1	1	2	0	4	3	9.0	
Rider	11/13/2023		22:04	2-4	.500	1-3	.333	2-2	1.000	2	2	4	4.0	2	1	1	0	0	7	8.3	
Stony Brook	11/15/2023		12:41	1-2	.500	0-1	.000	0-0	.000	0	0	0	3.0	3	1	1	0	0	2	6.8	
vs Oregon St.	11/18/2023		11:48	2-4	.500	1-3	.333	0-1	.000	0	0	0	2.4	3	0	1	0	0	5	6.4	
Duquesne	11/22/2023		14:43	1-3	.333	1-1	1.000	0-0	.000	0	0	0	2.0	0	0	0	1	0	3	5.8	
Cal St. Fullerton	11/26/2023		15:20	0-1	.000	0-0	.000	0-0	.000	0	2	2	2.0	3	1	0	0	0	0	5.0	
Creighton	12/03/2023		11:12	0-3	.000	0-0	.000	0-2	.000	2	3	5	2.4	0	0	0	0	1	0	4.4	
at Minnesota	12/06/2023		08:28	0-0	.000	0-0	.000	0-0	.000	0	0	0	2.1	0	2	0	0	0	0	3.9	
Michigan St.	12/10/2023		16:38	1-4	.250	1-2	.500	2-2	1.000	0	3	3	2.2	1	2	0	0	1	5	4.0	
at Kansas St.	12/17/2023		25:33	1-3	.333	1-2	.500	0-0	.000	0	3	3	2.3	1	2	0	0	2	3	3.9	
North Dakota	12/20/2023		23:46	2-4	.500	1-2	.500	0-0	.000	0	2	2	2.3	4	2	3	0	1	5	4.0	
South Carolina St.	12/29/2023		16:34	2-6	.333	0-2	.000	1-2	.500	3	4	7	2.6	3	3	2	0	2	5	4.1	
Indiana	01/03/2024		22:53	1-3	.333	0-1	.000	3-3	1.000	0	0	0	2.4	3	4	1	0	1	5	4.1	
at Wisconsin	01/06/2024		19:52	1-4	.250	1-2	.500	2-2	1.000	0	6	6	2.7	2	2	1	1	0	5	4.2	
Purdue	01/09/2024		23:54	4-5	.800	1-2	.500	0-0	.000	0	2	2	2.6	2	3	0	0	3	9	4.5	
at Iowa	01/12/2024		25:07	1-5	.200	0-2	.000	0-0	.000	0	6	6	2.8	1	4	2	0	2	2	4.4	
at Rutgers	01/17/2024		18:58	2-2	1.000	2-2	1.000	0-0	.000	0	1	1	2.7	2	1	2	0	0	6	4.4	
Northwestern	01/20/2024		21:52	1-1	1.000	0-0	.000	0-1	.000	1	5	6	2.9	1	3	0	0	0	2	4.3	
Ohio St.	01/23/2024		26:47	0-2	.000	0-0	.000	1-2	.500	1	3	4	3.0	2	0	1	0	2	1	4.2	
at Maryland	01/27/2024		19:17	0-1	.000	0-1	.000	0-0	.000	0	2	2	2.9	2	1	2	0	1	0	4.0	
Wisconsin	02/01/2024		22:04	1-2	.500	0-0	.000	1-2	.500	1	3	4	3.0	3	2	0	0	3	3	3.9	
at Illinois	02/04/2024		18:57	1-2	.500	1-2	.500	0-0	.000	1	1	2	2.9	2	1	0	0	0	3	3.9	
at Northwestern	02/07/2024		19:18	0-0	.000	0-0	.000	4-6	.667	0	1	1	2.8	2	2	0	0	0	4	3.9	
Michigan	02/10/2024		17:15	0-2	.000	0-1	.000	4-4	1.000	1	3	4	2.9	2	3	1	0	1	4	3.9	
Penn St.	02/17/2024		24:26	2-5	.400	0-2	.000	0-0	.000	2	4	6	3.0	2	1	2	0	2	4	3.9	
Totals			0	507:18	32-78	.410	14-38	.368	23-34	.676	15	63	78	3.0	48	44	22	3	27	101	3.9

## Player Averages

Games Played	Minutes/game	Points/game	FG Pct	3FG Pct	FT Pct	Rebounds/game	Assists/game	Turnovers/game	Assist/Turnover ratio	Steals/game	Blocks/game
26	19.5	3.9	41.0	36.8	67.6	3.0	1.7	0.8	2.0	1.0	0.1



2023-24 HONORS

BRICE WILLIAMS

JUNIOR • GUARD • 6-7 • 213 • HUNTERVILLE, N.C. • CHARLOTTE

- Three-level scorer who is a career 39 percent shooter from 3-point range and has the ability to guard multiple positions
- Has been in double figures a team-high 19 times, including a season-high 25-point effort in the win over Oregon State
- Scored 11 of his 13 points in the second half against Michigan
- Recorded his first double-double of the season with 13 points, 10 rebounds and four assists at Northwestern
- Nearly posted a double-double with 17 points, including six points in OT, and nine rebounds in the win over No. 6 Wisconsin
- Finished with 14 points, seven rebounds and four assists in the win over Ohio State
- Led NU with 22 points and had six rebounds and three steals at Rutgers
- Played his best all-around game of the year vs. No. 1 Purdue with nine points, a career-high nine assists, 11 rebounds and two blocked shots
- Totaled 15 points, six rebounds and a career-high four steals in the win over Indiana
- Nearly posted a double-double at Kansas State with 10 points and nine rebounds
- Scored all 14 of his points in the second half against Michigan State, including a go-ahead 3-pointer with 2:10 remaining.
- Finished with 18 points, six boards, four assists and three steals before fouling out at Minnesota
- Scored 16 of his 17 points in the second half and added a season-high nine rebounds against Stony Brook
- Returned from a knee injury to earn second-team All-Conference USA honors in 2022-23, averaging 13.8 points and 5.8 rebounds per game while shooting almost 40 percent from 3-point range.
- MVP of the 2023 College Basketball Invitational, averaging 16.3 points, 7.8 rebounds and 3.0 assists per game and posting two double-doubles in four games
- Two-time C-USA Player of the Week who earned USBWA National Player of the Week after averaging 31.0 points on 78 percent shooting, 5.5 rebounds and 1.5 assists per game
- Graduated from Charlotte with a degree in mass communications in July of 2023 and is in NU's graduate program
- His father (Henry) is Charlotte's all-time leading scorer with 2,383 points and was a second-round pick of the San Antonio Spurs in 1992 before playing in Europe for a decade

CAREER STATS

				Field Goals		3-Point		F-Throws		Rebounds										Scoring	
SEASON	TEAM	GP-GS	MIN/AVG	FG-FGA	FG%	3FG-3FGA	3FG%	FT-FTA	FT%	OFF	DEF	TOT	AVG	PF-FO	A	TO	BLK	STL	PTS	AVG	
2019-20	CLT	27-0	244/9.0	23-62	.371	9-30	.300	8-12	.667	5	35	40	1.5	18-0	4	11	7	6	63	2.3	
2020-21	CLT	25-14	738/29.5	86-182	.473	31-72	.431	40-57	.702	20	79	99	4.0	54-0	25	27	11	19	243	9.7	
2022-23	CLT	36-13	976/27.1	170-355	.479	58-146	.397	97-115	.843	28	162	190	5.3	48-1	43	46	13	20	495	13.8	
2023-24	Nebr	26-26	752/28.9	106-245	.433	37-96	.385	78-93	.839	26	121	147	5.7	63-2	65	50	16	25	327	12.6	
TOTAL FOR Nebr		26-26	752/28.9	106-245	.433	37-96	.385	78-93	.839	26	121	147	5.7	63-2	65	50	16	25	327	12.6	
TOTAL		114-53	2710/23.8	385-844	.456	135-344	.392	223-277	.805	79	397	476	4.2	183-3	137	134	47	70	1128	9.9	

MISC. STATS

Category	2023-24	Career*
10+ Points	19	58
20+ Points	2	14
30+ Points	0	2
40+ Points	0	0
Double-Doubles	1	5
10+ Rebounds	2	6
10+ Assists	0	0
Led NU in Scoring	3	3
Led NU in Reb.	6	6
Led NU in Assists	8	8

\*Includes Charlotte

SEASON/CAREER HIGHS

Points	
Season:	25, vs. Oregon State (11/18/23)
College Career:	32, UAB (3/4/23)
Rebounds	
Season:	11, Purdue (1/9/24)
College Career:	13, Rice (2/25/23)
Field Goals	
Season:	9, vs. Oregon State (11/18/23)
College Career:	12, UAB (3/4/23)
3-Point Field Goals	
Season:	4, at Rutgers (1/17/24)
College Career:	4, Two times (last, 1/17/24)
Free Throws	
Season:	7, Two times (last, 2/1/24)
College Career:	11, Middle Tenn. St. (12/29/22)
Free Throw Attempts	
Season:	8, Two times (last, 2/1/24)
College Career:	14, Louisiana Tech (12/31/22)
Assists	
Season:	9, Purdue (1/9/24)
College Career:	4, Three times (last, 12/6/23)
Steals	
Season:	4, Indiana (1/3/24)
College Career:	Same
Blocks	
Season:	2, Four times (last, 1/9/24)
College Career:	3, Two times (last, 3/20/23)
Minutes Played	
Season:	39, Two times (last, 2/1/24)
College Career:	46, UAB (3/4/23)

2023-24 GAME BY GAME

Opponent	Date	GS	Total		3-Pointers		Free throws		Rebounds				PF	A	TO	BLK	STL	PTS	AVG		
			FG-FGA	PCT	3FG-3FGA	PCT	FT-FTA	PCT	OFF	DEF	TOT	AVG									
Lindenwood	11/06/2023	*	23:15	4-11	.364	2-6	.333	3-4	.750	0	1	1	1.0	1	2	1	1	0	13	13.0	
Florida A&M	11/09/2023	*	22:19	3-9	.333	2-4	.500	7-7	1.000	2	4	6	3.5	3	2	1	1	0	15	14.0	
Rider	11/13/2023	*	28:01	1-6	.167	1-3	.333	4-5	.800	0	8	8	5.0	1	3	1	0	1	7	11.7	
Stony Brook	11/15/2023	*	23:26	6-9	.667	2-3	.667	3-4	.750	2	7	9	6.0	3	4	3	0	0	17	13.0	
vs Oregon St.	11/18/2023	*	28:21	9-17	.529	3-7	.429	4-4	1.000	3	0	3	5.4	0	2	0	1	2	25	15.4	
Duquesne	11/22/2023	*	30:06	3-6	.500	1-3	.333	4-4	1.000	0	1	1	4.7	3	1	0	0	0	11	14.7	
Cal St. Fullerton	11/26/2023	*	29:48	4-9	.444	2-5	.400	4-4	1.000	0	2	2	4.3	3	3	1	2	0	14	14.6	
Creighton	12/03/2023	*	21:19	3-7	.429	0-0	.000	0-0	.000	2	5	7	4.6	1	2	1	0	1	6	13.5	
at Minnesota	12/06/2023	*	30:28	8-16	.500	1-3	.333	1-2	.500	3	3	6	4.8	5	4	4	1	3	18	14.0	
Michigan St.	12/10/2023	*	30:02	4-7	.571	1-2	.500	5-6	.833	0	3	3	4.6	2	0	2	1	0	14	14.0	
at Kansas St.	12/17/2023	*	31:59	4-12	.333	2-7	.286	0-1	.000	1	8	9	5.0	3	2	2	2	0	10	13.6	
North Dakota	12/20/2023	*	30:02	4-12	.333	0-5	.000	4-4	1.000	3	4	7	5.2	2	3	2	0	1	12	13.5	
South Carolina St.	12/29/2023	*	20:08	5-10	.500	1-4	.250	5-5	1.000	0	7	7	5.3	2	1	3	2	0	16	13.7	
Indiana	01/03/2024	*	23:32	5-10	.500	3-4	.750	2-3	.667	3	3	6	5.4	2	1	3	0	4	15	13.8	
at Wisconsin	01/06/2024	*	31:48	3-9	.333	1-3	.333	3-3	1.000	0	4	4	5.3	1	6	1	0	0	10	13.5	
Purdue	01/09/2024	*	29:39	2-6	.333	1-1	1.000	4-4	1.000	0	11	11	5.6	3	9	2	2	2	9	13.3	
at Iowa	01/12/2024	*	30:20	3-11	.273	0-6	.000	0-0	.000	0	4	4	5.5	2	2	2	0	1	6	12.8	
at Rutgers	01/17/2024	*	39:12	6-13	.462	4-8	.500	6-8	.750	0	6	6	5.6	4	2	2	0	3	22	13.3	
Northwestern	01/20/2024	*	31:24	4-6	.667	1-2	.500	3-5	.600	0	4	4	5.5	3	2	3	0	0	12	13.3	
Ohio St.	01/23/2024	*	27:08	5-9	.556	2-4	.500	2-2	1.000	2	5	7	5.6	1	4	2	0	1	14	13.3	
at Maryland	01/27/2024	*	28:03	2-7	.286	2-3	.667	3-4	.750	0	3	3	5.4	3	1	2	1	2	9	13.1	
Wisconsin	02/01/2024	*	38:39	4-9	.444	2-3	.667	7-8	.875	2	7	9	5.6	4	2	5	1	2	17	13.3	
at Illinois	02/04/2024	*	33:44	3-12	.250	1-5	.200	0-0	.000	0	3	3	5.5	5	1	1	1	0	7	13.0	
at Northwestern	02/07/2024	*	35:13	5-7	.714	1-2	.500	2-2	1.000	0	10	10	5.7	2	4	3	0	1	13	13.0	
Michigan	02/10/2024	*	25:51	5-9	.556	1-1	1.000	2-4	.500	1	3	4	5.6	3	0	1	0	0	13	13.0	
Penn St.	02/17/2024	*	28:02	1-6	.167	0-2	.000	0-0	.000	2	5	7	5.7	1	2	2	0	1	2	12.6	
Totals			26	751:49	106-245	.433	37-96	.385	78-93	.839	26	121	147	5.7	63	65	50	16	25	327	12.6

Player Averages

Games Played	Minutes/ game	Points/ game	FG Pct	3FG Pct	FT Pct	Rebounds/ game	Assists/ game	Turnovers/ game	Assist/Turnover ratio	Steals/ game	Blocks/ game
26	28.9	12.6	43.3	38.5	83.9	5.7	2.5	1.9	1.3	1.0	0.6



## 2023-24 HONORS

## MISC. STATS

Category	2023-24	Career*
10+ Points	12	32
20+ Points	2	2
30+ Points	0	0
40+ Points	0	0
Double-Doubles	4	7
10+ Rebounds	4	9
10+ Assists	0	0
Led NU in Scoring	3	6
Led NU in Reb.	3	7
Led NU in Assists	0	0

\*Includes Alabama

## SEASON/CAREER HIGHS

<b>Points</b>	
Season:	20, Two times (last, 12/10/23)
College Career:	Same
<b>Rebounds</b>	
Season:	18, at Kansas State (12/17/23)
College Career:	Same
<b>Field Goals</b>	
Season:	8, Two times (last, 12/10/23)
College Career:	Same
<b>3-Point Field Goals</b>	
Season:	3, North Dakota (12/20/23)
College Career:	3, Two times (last, 12/20/23)
<b>Free Throws</b>	
Season:	5, Cal State Fullerton (11/26/23)
College Career:	6 vs. Houston (12/11/21)
<b>Free Throw Attempts</b>	
Season:	6, Cal State Fullerton (11/26/23)
College Career:	9 vs. Houston (12/11/21)
<b>Assists</b>	
Season:	4, South Carolina State (12/29/23)
College Career:	Same
<b>Steals</b>	
Season:	3, Two times (last, 12/10/23)
College Career:	4, at Kansas State (12/17/22)
<b>Blocks</b>	
Season:	4,, South Carolina State (12/29/23)
College Career:	Same
<b>Minutes Played</b>	
Season:	36, Michigan State (12/10/23)
College Career:	37, Iowa (12/29/22)

## JUWAN GARY

JUNIOR • GUARD/FORWARD • 6-6 • 215 • COLUMBIA, S.C. • ALABAMA

- Returning starter at forward who returned after season-ending shoulder surgery in January of 2023
- Gives the Huskers toughness and athleticism and has worked to significantly improve his shooting
- Has been in double figures 12 times, tying or setting career highs in scoring three times in 2023-24
- Totaled 13 points, six boards and a pair of steals in 31 minutes against Penn State
- Led NU with 15 points before fouling out at Northwestern
- Came off the bench for his fourth double-double of the season at No. 14 Illinois, finishing with 12 points, 11 boards and two steals
- Had nine points and six boards in 22 minutes at Rutgers before suffering a calf strain which sidelined him for three contests
- Finished with 13 points, five rebounds and two steals in the win over No. 1 Purdue
- Played just 16 minutes against South Carolina State, finishing with career highs in blocks (four) and assists (four) with five points and thee boards
- Posted his second straight double-double with 12 points and 12 boards vs. North Dakota
- Grabbed a career-high 18 rebounds, including 11 offensive boards, and had 13 points in the win at Kansas State
- Made his first start of the season against Michigan State and finished with 20 points on 8-of-11 shooting, three rebounds and three steals
- Totaled a career-high 20 points on 7-of-10 shooting against Duquesne
- Recorded a double-double in the win over Oregon State with 12 points and a season-high 10 rebounds, marking his fourth career double-double
- Starting forward who played in 17 games before suffering a season-ending left shoulder injury on Jan. 10, 2023
- Had a season-high 18 points, including the go-ahead basket with 55 seconds left in OT, and six boards at Minnesota
- Played in 29 games at Alabama in 2021-22, averaging 6.5 points per game on 51 percent shooting and 3.4 rebounds per game
- Totaled eight double-figure efforts, including a career-high 19 points in wins over both Houston and at Florida, and two double-doubles
- Helped Alabama to an SEC title and an NCAA Sweet 16 berth in 2020-21, playing in 30 games, including two starts, as Alabama went 26-7
- Suffered a torn right ACL in October of 2019 and missed the entire season
- Ranked No. 64 overall by ESPN and was No. 82 in the RSCI Composite after averaging 25 points, seven rebounds and two blocks per game for Liberty Heights Charter School

## CAREER STATS

				Field Goals		3-Point		F-Throws		Rebounds								Scoring		
SEASON	TEAM	GP-GS	MIN/AVG	FG-FGA	FG%	3FG-3FGA	3FG%	FT-FTA	FT%	OFF	DEF	TOT	AVG	PF-FO	A	TO	BLK	STL	PTS	AVG
2020-21	Bama	30-2	284/9.5	48-89	.539	1-9	.111	18-34	.529	40	45	85	2.8	40-1	5	13	12	14	115	3.8
2021-22	Bama	29-16	450/15.5	73-142	.514	9-41	.220	33-54	.611	49	50	99	3.4	61-1	9	18	16	17	188	6.5
2022-23	Nebr	17-17	502/29.6	64-147	.435	15-57	.263	18-29	.621	35	75	110	6.5	32-0	14	15	9	24	161	9.5
2023-24	Nebr	20-12	524/26.2	88-167	.527	17-53	.321	36-54	.667	50	68	118	5.9	43-1	23	15	17	24	229	11.5
TOTAL FOR Nebr		37-29	1027/27.8	152-314	.484	32-110	.291	54-83	.651	85	143	228	6.2	75-1	37	30	26	48	390	10.5
TOTAL		96-47	1760/18.3	273-545	.501	42-160	.263	105-171	.614	174	238	412	4.3	176-3	51	61	54	79	693	7.2

## 2023-24 GAME BY GAME

Opponent	Date	GS	MIN	Total		3-Pointers		Free throws		Rebounds											
				FG-FGA	PCT	3FG-3FGA	PCT	FT-FTA	PCT	OFF	DEF	TOT	AVG	PF	A	TO	BLK	STL	PTS	AVG	
Stony Brook	11/15/2023		23:18	8-11	.727	2-4	.500	1-4	.250	2	5	7	7.0	0	0	0	0	0	19	19.0	
vs Oregon St.	11/18/2023		20:58	5-10	.500	1-4	.250	1-2	.500	4	6	10	8.5	3	2	2	2	1	12	15.5	
Duquesne	11/22/2023		22:03	7-10	.700	2-4	.500	4-4	1.000	2	3	5	7.3	3	1	0	0	0	20	17.0	
Cal St. Fullerton	11/26/2023		24:46	3-10	.300	2-7	.286	5-6	.833	2	4	6	7.0	0	1	0	0	2	13	16.0	
Creighton	12/03/2023		24:11	4-9	.444	0-2	.000	0-0	.000	1	0	1	5.8	0	1	0	1	3	8	14.4	
at Minnesota	12/06/2023		30:54	5-7	.714	0-1	.000	1-1	1.000	2	2	4	5.5	3	2	2	0	2	11	13.8	
Michigan St.	12/10/2023	*	35:59	8-11	.727	2-4	.500	2-3	.667	0	3	3	5.1	2	1	1	2	3	20	14.7	
at Kansas St.	12/17/2023	*	30:39	6-16	.375	1-2	.500	0-0	.000	11	7	18	6.8	3	1	3	1	0	13	14.5	
North Dakota	12/20/2023	*	34:01	4-8	.500	3-5	.600	1-2	.500	4	8	12	7.3	1	2	0	0	2	12	14.2	
South Carolina St.	12/29/2023	*	15:42	1-3	.333	0-2	.000	3-4	.750	2	1	3	6.9	0	4	0	4	1	5	13.3	
Indiana	01/03/2024	*	20:32	2-7	.286	0-2	.000	0-0	.000	2	0	2	6.5	4	2	0	0	1	4	12.5	
at Wisconsin	01/06/2024	*	17:50	4-5	.800	0-1	.000	0-0	.000	0	0	0	5.9	4	0	0	1	0	8	12.1	
Purdue	01/09/2024	*	33:13	4-8	.500	1-1	1.000	3-6	.500	3	2	5	5.8	2	1	1	1	2	12	12.1	
at Iowa	01/12/2024	*	13:41	3-8	.375	0-3	.000	3-4	.750	2	3	5	5.8	4	0	0	1	0	9	11.9	
at Rutgers	01/17/2024	*	22:32	4-8	.500	1-3	.333	0-0	.000	3	3	6	5.8	0	0	0	1	1	9	11.7	
Wisconsin	02/01/2024		33:05	3-6	.500	0-3	.000	3-6	.500	1	3	4	5.7	1	1	2	1	0	9	11.5	
at Illinois	02/04/2024		34:56	4-5	.800	0-0	.000	4-4	1.000	1	10	11	6.0	4	2	1	0	2	12	11.5	
at Northwestern	02/07/2024	*	28:48	6-11	.545	1-2	.500	2-3	.667	2	1	3	5.8	5	0	2	1	0	15	11.7	
Michigan	02/10/2024	*	26:20	2-5	.400	1-2	.500	0-2	.000	3	4	7	5.9	3	2	1	1	2	5	11.4	
Penn St.	02/17/2024	*	30:49	5-9	.556	0-1	.000	3-3	1.000	3	3	6	5.9	1	0	0	0	2	13	11.5	
Totals			12	524:19	88-167	.527	17-53	.321	36-54	.667	50	68	118	5.9	43	23	15	17	24	229	11.5

## Player Averages

Games Played	Minutes/game	Points/game	FG Pct	3FG Pct	FT Pct	Rebounds/game	Assists/game	Turnovers/game	Assist/Turnover ratio	Steals/game	Blocks/game
20	26.2	11.5	52.7	32.1	66.7	5.9	1.2	0.8	1.5	1.2	0.9





2023-24 HONORS

JARRON COLEMAN

SENIOR • GUARD • 6-5 • 213 • INDIANAPOLIS, IND. • BALL STATE

- Grad transfer from Ball State who comes off the bench to give the Husker backcourt size and leadership
- Has recorded multiple assists seven times in 2023-24, including a season-high six assists against South Carolina State
- Saw his first action since Dec. 6 against SCSU, finishing with eight points, including a pair of 3-pointers, and six assists in 19 minutes
- Totaled five points, six boards and four assists in the win over Lindenwood
- Was a second-team All-Mid-American Conference pick in 2022-23, topping Ball State in scoring (14.6 ppg), assists (3.8 apg) and steals (1.3 spg), as he finished eighth in the MAC in assists and 3-pointers per game
- Spent the 2021-22 season at Missouri, where he averaged 8.6 points, 3.4 rebounds and 2.8 assists per game, leading the Tigers in assists and 3-pointers (46) while totaling 14 double-figure efforts
- Was the MAC Freshman of the Year in 2019-20 at Ball State, leading all MAC Freshmen in scoring, assists and rebounding in conference action
- Played at Cathedral High School in Indianapolis, where he averaged 17.2 points, 6.3 rebounds and 4.1 assists per game to garner IBCA Senior All-State Supreme 15 honors
- Received his undergraduate degree from Ball State in July of 2023, becoming the first college graduate in his family, and is currently studying sports communications at Nebraska

MISC. STATS

Category	2023-24	Career*
10+ Points	0	51
20+ Points	0	9
30+ Points	0	0
40+ Points	0	0
Double-Doubles	0	11
10+ Rebounds	0	13
10+ Assists	0	0
Led NU in Scoring	0	0
Led NU in Reb.	0	0
Led NU in Assists	3	3

\*Includes Ball State/Missouri

SEASON/CAREER HIGHS

<b>Points</b>	
Season:	8, South Carolina State (12/29/23)
College Career:	33, Toledo (3/11/21)
<b>Rebounds</b>	
Season:	6, Lindenwood (11/6/23)
College Career:	13, at Ole Miss (1/18/22)
<b>Field Goals</b>	
Season:	3,, South Carolina State (12/29/23)
College Career:	12, Toledo (3/11/21)
<b>3-Point Field Goals</b>	
Season:	2,, South Carolina State (12/29/23)
College Career:	7, Two times (last, 1/24/23)
<b>Free Throws</b>	
Season:	2, Two times (last, 11/15/23)
College Career:	9, Kent State (2/21/23)
<b>Free Throw Attempts</b>	
Season:	3, Florida A&M (11/9/23)
College Career:	10, Kent State (2/21/23)
<b>Assists</b>	
Season:	6, South Carolina State (12/29/23)
College Career:	8, Four times (last, 2/21/23)
<b>Steals</b>	
Season:	1, Three times (last, 12/29/23)
College Career:	4, Two times (last, 1/17/23)
<b>Blocks</b>	
Season:	1, Florida A&M (11/9/23)
College Career:	2, Three times (last, 12/10/22)
<b>Minutes Played</b>	
Season:	20, Two times (last, 12/29/23)
College Career:	43, Eastern Michigan (2/3/23)

CAREER STATS

		Field Goals						3-Point		F-Throws		Rebounds			Scoring							
SEASON	TEAM	GP-GS	MIN/AVG	FG-FGA	FG%	3FG-3FGA	3FG%	FT-FTA	FT%	OFF	DEF	TOT	AVG	PF-FO	A	TO	BLK	STL	PTS	AVG		
2019-20	BSU	31-25	791/25.5	109-239	.456	26-80	.325	44-67	.657	25	123	148	4.8	56-1	91	83	8	27	288	9.3		
2020-21	BSU	13-10	351/27.0	62-130	.477	31-73	.425	25-32	.781	15	53	68	5.2	25-0	42	41	6	9	180	13.8		
2021-22	MIZ	31-21	888/28.6	97-269	.361	46-152	.303	27-42	.643	15	90	105	3.4	64-2	86	85	7	28	267	8.6		
2022-23	BSU	30-30	1026/34.2	143-380	.376	68-193	.352	76-98	.776	17	129	146	4.9	76-1	115	75	10	40	430	14.3		
2023-24	Nebr	11-0	140/12.7	8-34	.235	4-21	.190	7-11	.636	1	19	20	1.8	11-0	26	17	1	3	27	2.5		
TOTAL FOR Nebr		11-0	140/12.7	8-34	.235	4-21	.190	7-11	.636	1	19	20	1.8	11-0	26	17	1	3	27	2.5		
TOTAL		116-86	3195/27.5	419-1052	.398	175-519	.337	179-250	.716	73	414	487	4.2	232-4	360	301	32	107	1192	10.3		

2023-24 GAME BY GAME

Opponent	Date	GS	MIN	Total		3-Pointers		Free throws		Rebounds				PF	A	TO	BLK	STL	PTS	AVG	
				FG-FGA	PCT	3FG-3FGA	PCT	FT-FTA	PCT	OFF	DEF	TOT	AVG								
Lindenwood	11/06/2023		19:47	1-3	.333	1-2	.500	2-2	1.000	0	6	6	6.0	1	4	2	0	1	5	5.0	
Florida A&M	11/09/2023		17:54	1-3	.333	1-3	.333	1-3	.333	0	3	3	4.5	0	3	3	1	0	4	4.5	
Rider	11/13/2023		18:46	1-5	.200	0-3	.000	1-2	.500	0	3	3	4.0	1	2	0	0	0	3	4.0	
Stony Brook	11/15/2023		10:47	1-2	.500	0-1	.000	2-2	1.000	0	1	1	3.3	1	2	2	0	0	4	4.0	
vs Oregon St.	11/18/2023		14:50	0-2	.000	0-2	.000	1-2	.500	0	2	2	3.0	1	3	0	0	1	1	3.4	
Duquesne	11/22/2023		13:38	1-5	.200	0-1	.000	0-0	.000	1	1	2	2.8	1	4	0	0	0	2	3.2	
Cal St. Fullerton	11/26/2023		08:31	0-2	.000	0-1	.000	0-0	.000	0	2	2	2.7	1	2	4	0	0	0	2.7	
Creighton	12/03/2023		10:36	0-4	.000	0-2	.000	0-0	.000	0	1	1	2.5	2	0	0	0	0	0	2.4	
at Minnesota	12/06/2023		03:25	0-1	.000	0-1	.000	0-0	.000	0	0	0	2.2	2	0	0	0	0	0	2.1	
South Carolina St.	12/29/2023		19:30	3-7	.429	2-5	.400	0-0	.000	0	0	0	2.0	1	6	6	0	1	8	2.7	
at Maryland	01/27/2024		02:01	0-0	.000	0-0	.000	0-0	.000	0	0	0	1.8	0	0	0	0	0	0	2.5	
Totals			0	139:45	8-34	.235	4-21	.190	7-11	.636	1	19	20	1.8	11	26	17	1	3	27	2.5

Player Averages

Games Played	Minutes/ game	Points/ game	FG Pct	3FG Pct	FT Pct	Rebounds/ game	Assists/ game	Turnovers/ game	Assist/Turnover ratio	Steals/ game	Blocks/ game
11	12.7	2.5	23.5	19.0	63.6	1.8	2.4	1.5	1.5	0.3	0.1

## JAMARQUES LAWRENCE

SOPHOMORE • GUARD • 6-3 • 182 • PLAINFIELD, N.J. • ROSELLE CATHOLIC



## 2023-24 HONORS

- Had started at point guard for most of the season before moving to a first guard off the bench in recent weeks
- Played well against Penn State with eight points, two assists and a steal in 21 minutes
- Came off the bench at Northwestern and provided a spark with 12 points and a pair of steals
- Matched his career high with six assists and added four rebounds against Ohio State
- Reached double figures for the fourth time this season with 10 points, five rebounds and three assists against Northwestern
- Totaled seven points, six rebounds and five assists in the loss at Rutgers
- Finished with 12 points, three assists and a career-high four steals in the win over Indiana
- Finished with 14 points and three assists in the win over North Dakota, including eight points in an 11-2 stretch after UND got within one point
- Tallied a career-high 16 points and seven rebounds in the loss at Minnesota
- Had 11 points and a career-high six assists in the win over Cal State Fullerton on Nov. 26.
- Played in 28 games, including 12 starts, as a true freshman, averaging 5.7 points per game while shooting 37 percent from 3-point range.
- Started NU's final 12 games of 2022-23, averaging 9.0 points, 3.5 rebounds and 1.9 assists per game and totaling seven double-figure efforts.
- Starred at Roselle (N.J.) Catholic, helping the school to a 29-3 record, a state title and a top-10 national finish in 2021-22
- Earned first-team all-state honors as a senior, averaging 15.9 points, 5.0 rebounds and 3.5 assists per game
- Attended the same high school as C.J. Wilcher, although their tenures at the school did not overlap
- Totaled 1,447 points, including over 200 3-pointers, as well as 280 rebounds and 250 assists during his high school career

## MISC. STATS

Category	2023-24	Career
10+ Points	5	12
20+ Points	0	0
30+ Points	0	0
40+ Points	0	0
Double-Doubles	0	0
10+ Rebounds	0	0
10+ Assists	0	0
Led NU in Scoring	0	0
Led NU in Reb.	1	2
Led NU in Assists	10	10

## SEASON/CAREER HIGHS

<b>Points</b>	
Season:	16, at Minnesota (12/6/23)
College Career:	same
<b>Rebounds</b>	
Season:	7, at Minnesota (12/6/23)
College Career:	9, Penn State (2/5/23)
<b>Field Goals</b>	
Season:	5, at Minnesota (12/6/23)
College Career:	7, vs. Michigan State (2/28/23)
<b>3-Point Field Goals</b>	
Season:	3, at Minnesota (12/6/23)
College Career:	5, at Iowa (3/5/23)
<b>Free Throws</b>	
Season:	4, North Dakota (12/20/23)
College Career:	same
<b>Free Throw Attempts</b>	
Season:	6, North Dakota (12/20/23)
College Career:	6, Two times (last, 2/14/23)
<b>Assists</b>	
Season:	6, Two times (last, 1/23/24)
College Career:	Same
<b>Steals</b>	
Season:	3, Florida A&M (11/9/23)
College Career:	Same
<b>Blocks</b>	
Season:	None
College Career:	1, Four times (last, 2/14/23)
<b>Minutes Played</b>	
Season:	34, at Rutgers (1/17/24)
College Career:	35, vs. Wisconsin (2/11/23)

## CAREER STATS

		Field Goals		3-Point		F-Throws		Rebounds		PF-FO		TO BLK STL		Scoring	
SEASON	TEAM	GP-GS	MIN/AVG	FG-FGA	FG%	3FG-3FGA	3FG%	FT-FTA	FT%	OFF	DEF	TOT	AVG	PF	PTS
2022-23	Nebr	28-12	506/18.1	50-123	.407	28-75	.373	12-31	.387	8	53	61	2.2	41-0	140
2023-24	Nebr	26-23	621/23.9	55-152	.362	20-75	.267	26-35	.743	9	77	86	3.3	53-0	156
TOTAL		54-35	1127/20.9	105-275	.382	48-150	.320	38-66	.576	17	130	147	2.7	94-0	296

## 2023-24 GAME BY GAME

		Total		3-Pointers		Free throws		Rebounds		PF		TO BLK STL		PTS	
Opponent	Date	GS	MIN	FG-FGA	PCT	3FG-3FGA	PCT	FT-FTA	PCT	OFF	DEF	TOT	AVG	PF	PTS
Lindenwood	11/06/2023	*	18:22	2-8	.250	2-6	.333	1-2	.500	2	4	6	6.0	3	7
Florida A&M	11/09/2023	*	24:40	2-6	.333	0-3	.000	1-2	.500	0	5	5	5.5	1	5
Rider	11/13/2023	*	24:48	0-5	.000	0-2	.000	0-0	.000	0	3	3	4.7	2	0
Stony Brook	11/15/2023	*	27:26	4-8	.500	0-2	.000	0-0	.000	1	4	5	4.8	3	8
vs Oregon St.	11/18/2023	*	22:45	1-3	.333	0-0	.000	1-1	1.000	0	5	5	4.8	2	3
Duquesne	11/22/2023	*	26:22	2-4	.500	2-4	.500	0-0	.000	0	2	2	4.3	1	6
Cal St. Fullerton	11/26/2023	*	27:25	4-10	.400	1-5	.200	2-2	1.000	1	1	2	4.0	1	11
Creighton	12/03/2023	*	29:09	0-3	.000	0-3	.000	1-2	.500	0	4	4	4.0	2	1
at Minnesota	12/06/2023	*	32:56	5-9	.556	3-5	.600	3-4	.750	1	6	7	4.3	3	16
Michigan St.	12/10/2023	*	25:54	1-5	.200	0-1	.000	0-0	.000	0	3	3	4.2	2	2
at Kansas St.	12/17/2023	*	24:23	1-6	.167	0-3	.000	0-0	.000	1	3	4	4.2	2	2
North Dakota	12/20/2023	*	31:19	4-10	.400	2-6	.333	4-6	.667	1	0	1	3.9	0	14
South Carolina St.	12/29/2023	*	12:51	2-5	.400	1-2	.500	3-4	.750	0	3	3	3.8	3	8
Indiana	01/03/2024	*	30:36	4-8	.500	2-6	.333	2-2	1.000	0	3	3	3.8	3	12
at Wisconsin	01/06/2024	*	16:35	1-3	.333	1-2	.500	0-0	.000	0	2	2	3.7	3	3
Purdue	01/09/2024	*	18:24	0-2	.000	0-0	.000	0-0	.000	0	4	4	3.7	3	0
at Iowa	01/12/2024	*	09:31	0-2	.000	0-2	.000	0-0	.000	0	1	1	3.5	2	0
at Rutgers	01/17/2024	*	34:03	2-8	.250	0-5	.000	3-3	1.000	0	6	6	3.7	3	7
Northwestern	01/20/2024	*	28:10	4-5	.800	2-2	1.000	0-0	.000	0	5	5	3.7	3	10
Ohio St.	01/23/2024	*	30:49	1-6	.167	0-1	.000	0-0	.000	1	3	4	3.8	3	2
at Maryland	01/27/2024	*	25:32	3-5	.600	2-3	.667	0-0	.000	0	2	2	3.7	1	8
Wisconsin	02/01/2024	*	18:23	2-5	.400	0-2	.000	0-1	.000	0	1	1	3.5	0	4
at Illinois	02/04/2024	*	15:26	1-3	.333	0-1	.000	0-0	.000	0	1	1	3.4	2	2
at Northwestern	02/07/2024	*	21:19	4-6	.667	1-2	.500	3-4	.750	0	0	0	3.3	3	12
Michigan	02/10/2024	*	23:05	2-9	.222	1-5	.200	0-0	.000	1	5	6	3.4	0	5
Penn St.	02/17/2024	*	20:52	3-8	.375	0-2	.000	2-2	1.000	0	1	1	3.3	2	8
Totals			23	621:04	55-152	.362	20-75	.267	26-35	.743	9	77	86	3.3	156

## Player Averages

Games Played	Minutes/game	Points/game	FG Pct	3FG Pct	FT Pct	Rebounds/game	Assists/game	Turnovers/game	Assist/Turnover ratio	Steals/game	Blocks/game
26	23.9	6.0	36.2	26.7	74.3	3.3	2.6	2.0	1.3	0.8	0.0



2023-24 HONORS

- Preseason All-Big Ten
- Japan Senior National Team
- FIBA World Cup Player of the Game vs. Cape Verde

MISC. STATS

Category	2023-24	Career
10+ Points	16	45
20+ Points	4	14
30+ Points	1	2
40+ Points	0	0
Double-Doubles	0	0
10+ Rebounds	0	0
10+ Assists	0	0
Led NU in Scoring	8	21
Led NU in Reb.	0	0
Led NU in Assists	3	3

SEASON/CAREER HIGHS

<b>Points</b>		
Season:	31, at Illinois (2/4/24)	
College Career:	Same	
<b>Rebounds</b>		
Season:	6, Northwestern (1/20/24)	
College Career:	Same	
<b>Field Goals</b>		
Season:	9, Two times (last, 2/4/24)	
College Career:	12, Penn State (2/5/23)	
<b>3-Point Field Goals</b>		
Season:	5, Two times (last, 2/4/24)	
College Career:	5, Six Times (last, 2/4/24)	
<b>Free Throws</b>		
Season:	9, Duquesne (11/22/23)	
College Career:	Same	
<b>Free Throw Attempts</b>		
Season:	10, Duquesne (11/22/23)	
College Career:	Same	
<b>Assists</b>		
Season:	4, Two times (last, 1/9/24)	
College Career:	Same	
<b>Steals</b>		
Season:	5, at Kansas State (12/17/23)	
College Career:	Same	
<b>Blocks</b>		
Season:	None	
College Career:	1, Three times (last, 2/14/23)	
<b>Minutes Played</b>		
Season:	33, Three times (last, 2/4/24)	
College Career:	43, Two times (2/18/23)	

KEISEI TOMINAGA

SENIOR • GUARD • 6-2 • 179 • MORIYAMA NAGOYA AICHI, JAPAN • RANGER COLLEGE

- Senior guard who is a preseason All-Big Ten selection and one of the best shooters in college basketball
- Topped NU in both points (17) and assists in 29 minutes against Penn State
- Led NU with 19 points, including 3-of-6 from 3-point range, and added two assists and two steals against Michigan
- Finished with a career-high 31 points, including 5-of-7 from 3-point range, and three assists in the OT loss at No. 14 Illinois
- Scored seven of his 14 points in the final three minutes in the win over Northwestern while grabbing a career-high six boards
- Matched his career high with five 3-pointers on his way to a 19-point, four-assist performance in the win over No. 1 Purdue
- Topped NU with 17 points on 7-of-10 shooting at No. 21 Wisconsin
- Led NU with a season-high 28 points on 9-of-15 shooting against Indiana
- Led NU with 20 points and grabbed three rebounds in the loss to No. 15 Creighton
- Finished with 17 points without missing a shot (5-5 FG, 3-3 3pt, 4-4 FT) and tied a career-high with four rebounds vs. Cal State Fullerton
- Led NU with 23 points in the win over Duquesne, going 9-of-10 from the line
- Missed NU's first two games with an ankle injury suffered in the first half of NU's exhibition game against Doane
- Played for Japanese National Team over the summer, helping his nation qualify for the 2024 Olympics
- Averaged 11.4 points per game, including 38 percent from 3-point range, as Japan went 3-2 in its most successful World Cup appearance
- Earned honorable-mention All-Big Ten honors, averaging 13.1 points on 50 percent shooting, including 40 percent 3-point shooting.
- One of six players in Division I to average double figures on 50% shooting from the field, 40% from 3-point range and 85% from the line
- Moved into the starting lineup in late January and averaged 17.4 ppg over Nebraska's final 14 games
- Totaled nine 20-point games in 2022-23, highlighted by a career-high 30-point effort against Penn State on Feb. 5, 2023
- Represented Japan in 3x3 Basketball in the 2020 Tokyo Olympics
- Spent two seasons at Ranger (Texas) College, earning second-team NJCAA All-America honors in 2020-21, averaging 16.3 points per game on 51 percent shooting, ranking ninth in 3-pointers per game (3.4/gm) and 19th in 3-point percentage (48.7)
- His father (Hiroyuki) was a center on the Japan national team and played in the 1998 FIBA World Championship (precursor to FIBA World Cup)

CAREER STATS

		Field Goals					3-Point		F-Throws		Rebounds								Scoring		
SEASON	TEAM	GP-GS	MIN	AVG	FG-FGA	FG%	3FG-3FGA	3FG%	FT-FTA	FT%	OFF	DEF	TOT	AVG	PF-FO	A	TO	BLK	STL	PTS	AVG
2021-22	Nebr	30-11	493	16.4	59-158	.373	36-109	.330	16-19	.842	8	37	45	1.5	20-0	18	10	1	23	170	5.7
2022-23	Nebr	32-14	803	25.1	154-306	.503	66-165	.400	46-53	.868	10	41	51	1.6	31-0	22	27	2	18	420	13.1
2023-24	Nebr	24-24	617	25.7	115-251	.458	53-141	.376	56-62	.903	4	44	48	2.0	29-0	28	23	0	22	339	14.1
TOTAL		86-49	1914	22.3	328-715	.459	155-415	.373	118-134	.881	22	122	144	1.7	80-0	68	60	3	63	929	10.8

2023-24 GAME BY GAME

Opponent	Date	GS	MIN	Total		3-Pointers		Free throws		Rebounds				PF		A		TO	BLK	STL	PTS	AVG
				FG-FGA	PCT	3FG-3FGA	PCT	FT-FTA	PCT	OFF	DEF	TOT	AVG	P	F							
Rider	11/13/2023	*	22:07	3-13	.231	3-11	.273	0-0	.000	0	1	1	1.0	0	1	0	0	0	0	9	9.0	
Stony Brook	11/15/2023	*	25:48	7-11	.636	2-6	.333	0-3	.000	0	3	3	2.0	0	2	2	0	2	16	12.5		
vs Oregon St.	11/18/2023	*	25:09	3-6	.500	2-3	.667	0-0	.000	0	2	2	2.0	2	2	2	0	2	8	11.0		
Duquesne	11/22/2023	*	23:15	6-12	.500	2-7	.286	9-10	.900	0	2	2	2.0	1	0	0	0	0	23	14.0		
Cal St. Fullerton	11/26/2023	*	25:22	5-5	1.000	3-3	1.000	4-4	1.000	1	3	4	2.4	0	0	1	0	0	17	14.6		
Creighton	12/03/2023	*	24:48	8-16	.500	1-4	.250	3-4	.750	0	3	3	2.5	1	0	1	0	1	20	15.5		
at Minnesota	12/06/2023	*	24:04	0-5	.000	0-4	.000	4-4	1.000	0	0	0	2.1	2	0	1	0	0	4	13.9		
Michigan St.	12/10/2023	*	29:48	5-12	.417	3-7	.429	2-2	1.000	0	0	0	1.9	1	1	0	0	1	15	14.0		
at Kansas St.	12/17/2023	*	26:30	3-11	.273	3-9	.333	0-0	.000	1	2	3	2.0	2	4	0	0	5	9	13.4		
North Dakota	12/20/2023	*	20:33	4-11	.364	1-6	.167	5-5	1.000	0	2	2	2.0	1	0	0	0	0	14	13.5		
South Carolina St.	12/29/2023	*	16:26	2-5	.400	1-3	.333	0-0	.000	1	4	5	2.3	1	1	0	0	3	5	12.7		
Indiana	01/03/2024	*	26:46	9-15	.600	4-10	.400	6-7	.857	0	1	1	2.2	1	1	0	0	0	28	14.0		
at Wisconsin	01/06/2024	*	31:51	7-10	.700	3-6	.500	0-0	.000	0	0	0	2.0	1	2	2	0	0	17	14.2		
Purdue	01/09/2024	*	32:12	5-12	.417	5-9	.556	4-4	1.000	0	1	1	1.9	1	4	2	0	1	19	14.6		
at Iowa	01/12/2024	*	30:55	6-10	.600	1-5	.200	0-0	.000	0	0	0	1.8	2	1	3	0	0	13	14.5		
at Rutgers	01/17/2024	*	32:45	5-14	.357	4-8	.500	2-2	1.000	0	1	1	1.8	2	0	0	0	2	16	14.6		
Northwestern	01/20/2024	*	27:21	5-11	.455	2-4	.500	2-2	1.000	1	5	6	2.0	1	0	1	0	1	14	14.5		
Ohio St.	01/23/2024	*	14:10	2-6	.333	1-3	.333	0-0	.000	0	1	1	1.9	2	2	0	0	1	5	14.0		
at Maryland	01/27/2024	*	21:36	3-10	.300	1-5	.200	0-0	.000	0	1	1	1.9	0	0	2	0	1	7	13.6		
Wisconsin	02/01/2024	*	19:01	1-7	.143	0-4	.000	0-0	.000	0	3	3	2.0	0	0	1	0	0	2	13.1		
at Illinois	02/04/2024	*	32:41	9-14	.643	5-7	.714	8-8	1.000	0	3	3	2.0	1	3	2	0	0	31	13.9		
at Northwestern	02/07/2024	*	27:34	3-7	.429	0-3	.000	5-5	1.000	0	3	3	2.0	3	0	2	0	0	11	13.8		
Michigan	02/10/2024	*	28:10	8-14	.571	3-6	.500	0-0	.000	0	1	1	2.0	2	2	0	0	2	19	14.0		
Penn St.	02/17/2024	*	28:34	6-14	.429	3-8	.375	2-2	1.000	0	2	2	2.0	2	2	1	0	0	17	14.1		
Totals			24	617:27	115-251	.458	53-141	.376	56-62	.903	4	44	48	2.0	29	28	23	0	22	339	14.1	

Player Averages

Games Played	Minutes/game	Points/game	FG Pct	3FG Pct	FT Pct	Rebounds/game	Assists/game	Turnovers/game	Assist/Turnover ratio	Steals/game	Blocks/game
24	25.7	14.1	45.8	37.6	90.3	2.0	1.2	1.0	1.2	0.9	0.0





## 2023-24 HONORS

- Netherlands Senior National Team

## MISC. STATS

Category	2023-24	Career*
10+ Points	16	45
20+ Points	4	14
30+ Points	1	2
40+ Points	0	0
Double-Doubles	0	0
10+ Rebounds	0	0
10+ Assists	0	0
Led NU in Scoring	8	21
Led NU in Reb.	0	0
Led NU in Assists	3	3

\*Includes Bradley

## SEASON/CAREER HIGHS

<b>Points</b>	
Season:	34, Ohio State (1/23/24)
College Career:	Same
<b>Rebounds</b>	
Season:	16, Florida A&M (11/9/23)
College Career:	17, UIC (12/31/22)
<b>Field Goals</b>	
Season:	13, Ohio State (1/23/24)
College Career:	same
<b>3-Point Field Goals</b>	
Season:	6, Ohio State (1/23/24)
College Career:	same
<b>Free Throws</b>	
Season:	6, Two times (last, 11/22/23)
College Career:	7, Two times (last, 12/17/22)
<b>Free Throw Attempts</b>	
Season:	6, Three times (last, 11/22/23)
College Career:	9, Two times (last, 12/17/22)
<b>Assists</b>	
Season:	8, Michigan (2/10/24)
College Career:	Same
<b>Steals</b>	
Season:	2, at Rutgers 1/17/24
College Career:	3, Two times (last, 12/22/22)
<b>Blocks</b>	
Season:	2, Two times (last, 2/7/24)
College Career:	3, Two times (last, 3/3/23)
<b>Minutes Played</b>	
Season:	38, Wisconsin (2/1/24)
College Career:	38, Three times (last, 2/1/24)

## RIENK MAST

JUNIOR • FORWARD • 6-10 • 248 • GRONINGEN, NETHERLANDS • BRADLEY

- Experienced post player who is comfortable on the block or stepping out to 3-point range and plays a significant role as a playmaker
- Grad transfer has become one of the team's leaders as a newcomer to the program
- Has been in double figures 16 times and leads NU in rebounds and assists and is second in scoring
- Has four 20-point games, including 21 points at No. 14 Illinois and 20 points and eight rebounds in the win over No. 6 Wisconsin
- Finished with 12 points and nine rebounds against Penn State
- Totaled 11 points, a career-high eight assists and six rebounds in the win over Michigan
- Was dominant in the win over Ohio State with a career best 34 points on 13-of-17 shooting, including six 3-pointer, along with 10 rebounds, four assists and two blocked shots
- Shined vs. No. 1 Purdue with 18 points - including 14 in the first half - four rebounds and three assists while holding Zach Edey to 15 points
- Missed the North Dakota and South Carolina State games following a procedure on his knee on Dec. 18
- Totaled 19 points and 12 boards in the 62-46 win at Kansas State
- Grabbed 14 rebounds, dished out six assists and had eight points in the win over Michigan State
- Totaled 19 points on 8-of-12 shooting and nine rebounds against Cal State Fullerton
- Recorded his third double-double of the year against Oregon State with 15 points and 13 rebounds
- Became the first Husker since Aleks Maric in 2008 to have a game with at least 20 points and 15 rebounds when he finished with 20 points and 16 rebounds against Florida A&M
- Spent the summer playing for the Netherlands National Team as they tried to qualify for the 2024 Olympics. He averaged 6.0 points, 6.0 rebounds and 1.3 assists in the 2023 FIBA Olympic Pre-Qualifying Tournament and was second on the team in rebounds per game
- Played three seasons at Bradley, totaling 1,001 points and 657 rebounds after missing the 2019-20 season because of injury
- Earned first-team All-Missouri Valley Conference honors in 2022-23, leading Bradley in scoring (13.8 ppg) and rebounding (8.0 rpg) while shooting 51 percent from the floor and 35 percent from 3-point range.
- Graduated from Bradley with a degree in physics in May of 2023 and is working on a master's degree in applied science

## CAREER STATS

SEASON	TEAM	GP-GS	MIN/AVG	Field Goals		3-Point		F-Throws		Rebounds				Scoring			
				FG-FGA	FG%	3FG-3FGA	3FG%	FT-FTA	FT%	OFF	DEF	TOT	AVG	PF-FO	A	TO	BLK-STL
2020-21	BRAD	28-19	657/23.4	93-192	.484	33-92	.359	21-29	.724	46	118	164	5.9	43-0	37	33	13 8
2021-22	BRAD	31-31	852/27.5	138-290	.476	27-95	.284	57-82	.695	81	180	261	8.4	54-0	44	49	29 17
2022-23	BRAD	29-29	834/28.8	162-313	.518	24-68	.353	53-72	.736	64	168	232	8.0	62-0	70	52	15 18
2023-24	Nebr	24-24	744/31.0	123-272	.452	34-94	.362	44-53	.830	49	145	194	8.1	47-1	74	44	12 10
TOTAL FOR Nebr		24-24	744/31.0	123-272	.452	34-94	.362	44-53	.830	49	145	194	8.1	47-1	74	44	12 10
TOTAL		112-103	3087/27.6	516-1067	.484	118-349	.338	175-236	.742	240	611	851	7.6	206-1	225	178	69 53

## 2023-24 GAME BY GAME

Opponent	Date	GS	MIN	Total		3-Pointers		Free throws		Rebounds				PF	A	TO	BLK	STL	PTS	AVG	
				FG-FGA	PCT	3FG-3FGA	PCT	FT-FTA	PCT	OFF	DEF	TOT	AVG								
Lindenwood	11/06/2023	*	25:18	5-7	.714	1-3	.333	2-3	.667	1	5	6	6.0	1	3	2	0	0	13	13.0	
Florida A&M	11/09/2023	*	27:21	6-14	.429	2-5	.400	6-6	1.000	5	11	16	11.0	2	2	2	0	0	20	16.5	
Rider	11/13/2023	*	27:48	4-12	.333	0-4	.000	4-5	.800	2	11	13	11.7	0	2	1	0	0	12	15.0	
Stony Brook	11/15/2023	*	27:33	5-8	.625	2-4	.500	2-2	1.000	1	7	8	10.8	2	5	2	0	0	14	14.8	
vs Oregon St.	11/18/2023	*	28:53	5-12	.417	0-2	.000	5-6	.833	6	7	13	11.2	2	2	0	0	0	15	14.8	
Duquesne	11/22/2023	*	30:39	2-6	.333	0-2	.000	6-6	1.000	2	4	6	10.3	3	3	2	1	0	10	14.0	
Cal St. Fullerton	11/26/2023	*	28:54	8-12	.667	3-3	1.000	0-0	.000	4	5	9	10.1	0	3	2	0	0	19	14.7	
Creighton	12/03/2023	*	25:14	3-11	.273	1-5	.200	2-2	1.000	3	4	7	9.8	3	1	0	0	0	9	14.0	
at Minnesota	12/06/2023	*	30:05	2-7	.286	0-2	.000	0-0	.000	2	3	5	9.2	3	3	1	0	1	4	12.9	
Michigan St.	12/10/2023	*	34:25	4-9	.444	0-2	.000	0-0	.000	3	11	14	9.7	3	6	3	1	0	8	12.4	
at Kansas St.	12/17/2023	*	36:23	8-15	.533	3-4	.750	0-1	.000	4	8	12	9.9	1	3	3	0	0	19	13.0	
Indiana	01/03/2024	*	29:47	3-10	.300	0-3	.000	3-4	.750	0	3	3	9.3	3	3	2	0	1	9	12.7	
at Wisconsin	01/06/2024	*	32:06	6-14	.429	2-7	.286	2-4	.500	1	5	6	9.1	1	2	0	1	1	16	12.9	
Purdue	01/09/2024	*	32:20	8-17	.471	2-5	.400	0-0	.000	1	3	4	8.7	1	3	1	0	1	18	13.3	
at Iowa	01/12/2024	*	27:39	6-9	.667	1-2	.500	1-1	1.000	1	4	5	8.5	1	2	1	0	1	14	13.3	
at Rutgers	01/17/2024	*	36:15	2-12	.167	0-3	.000	0-1	.000	3	5	8	8.4	5	2	2	1	2	4	12.8	
Northwestern	01/20/2024	*	32:03	4-11	.364	0-1	.000	0-0	.000	2	6	8	8.4	1	6	5	1	0	8	12.5	
Ohio St.	01/23/2024	*	32:39	13-17	.765	6-8	.750	2-2	1.000	1	9	10	8.5	1	4	1	2	0	34	13.7	
at Maryland	01/27/2024	*	31:39	2-5	.400	1-2	.500	0-0	.000	1	5	6	8.4	3	3	3	1	1	5	13.2	
Wisconsin	02/01/2024	*	38:32	8-18	.444	2-8	.250	2-2	1.000	1	7	8	8.4	2	3	1	0	0	20	13.6	
at Illinois	02/04/2024	*	36:57	8-21	.381	4-9	.444	2-2	1.000	1	5	6	8.2	1	2	2	1	1	22	14.0	
at Northwestern	02/07/2024	*	31:00	2-8	.250	2-5	.400	2-2	1.000	0	6	6	8.1	4	2	3	2	1	8	13.7	
Michigan	02/10/2024	*	34:24	4-10	.400	1-3	.333	2-2	1.000	2	4	6	8.0	2	8	3	1	0	11	13.6	
Penn St.	02/17/2024	*	26:25	5-7	.714	1-2	.500	1-2	.500	2	7	9	8.1	2	1	2	0	0	12	13.5	
Totals			24	744:20	123-272	.452	34-94	.362	44-53	.830	49	145	194	8.1	47	74	44	12	10	324	13.5

## Player Averages

Games Played	Minutes/game	Points/game	FG Pct	3FG Pct	FT Pct	Rebounds/game	Assists/game	Turnovers/game	Assist/Turnover ratio	Steals/game	Blocks/game
24	31.0	13.5	45.2	36.2	83.0	8.1	3.1	1.8	1.7	0.4	0.5



2023-24 HONORS

JOSIAH ALLICK

SENIOR • FORWARD • 6-8 • 231 • LINCOLN, NEB. • NEW MEXICO

NOTING ALLICK

- Graduate transfer from New Mexico who is a high-energy player and is active on the glass and helps impact winning
- Finished with six points and five rebounds in the win over Penn State
- Tied or set season bests in points (16), rebounds (eight) and field goals (seven) in NU's win over Michigan
- Had five points, four boards and three steals in the OT loss at No. 14 Illinois
- Started in place of Juwan Gary against Northwestern and finished with a season- high 15 points, five boards and two assists
- Scored 14 points on 5-of-6 shooting and added five rebounds at Iowa
- Grabbed a season-high eight boards and dished out two assists in the win over Indiana
- Finished with 10 points on 4-of-4 shooting, seven rebounds and four assists in 19 minutes against South Carolina State
- Reached double figures for the fourth time this season with 10 points and six boards in the win over North Dakota
- Missed the Michigan State game because of an injury but returned to action in the win at Kansas State
- Played his best game of the season in the win over Duquesne with 12 points, seven rebounds and a season-high five assists
- Nearly recorded a double-double in his Husker debut with 11 points and eight rebounds in 23 minutes vs. Lindenwood
- Started all 34 games at New Mexico in 2022-23, averaging 8.4 points on 56 percent shooting and 7.3 rebounds per game.
- Ranked second in the Mountain West in rebounding and 12th in blocked shots in his lone season at New Mexico.
- Played three years at Missouri-Kansas City, averaging 12.9 points per game on 55 percent shooting and 6.1 rebounds per game, as the Roos won 19 games in 2021-22, the highest total in 30 years.
- Earned honorable-mention All-Summit League honors in 2020-21, averaging 15.0 ppg and 6.0 rpg.
- Lincoln native who played at Lincoln North Star High School and is the first product of the school to receive a basketball scholarship at Nebraska
- Wears #53 in honor of his stepfather (Bill Ziegelbein) who played football at Nebraska from 1987-91
- Working on his master's degree in business analytics after graduating from New Mexico in May

MISC. STATS

Category	2023-24	Career*
10+ Points	8	59
20+ Points	0	9
30+ Points	0	0
40+ Points	0	0
Double-Doubles	0	11
10+ Rebounds	0	13
10+ Assists	0	0
Led NU in Scoring	2	2
Led NU in Reb.	5	5
Led NU in Assists	1	1

\*Includes UMKC/New Mexico

SEASON/CAREER HIGHS

Points	
Season:	16, Michigan (2/10/24)
College Career:	29, Greenville (11/27/20)
Rebounds	
Season:	8, Three times (last, 2/10/24)
College Career:	18, Boise State (1/20/23)
Field Goals	
Season:	7, Michigan (2/10/24)
College Career:	12, Greenville (11/27/20)
3-Point Field Goals	
Season:	1, Five times (last, 2/4/24)
College Career:	3, South Dakota (1/8/21)
Free Throws	
Season:	7, Northwestern (1/20/24)
College Career:	8, Kansas Christian (11/17/21)
Free Throw Attempts	
Season:	8, Northwestern (1/20/24)
College Career:	9, Two times (last, 3/13/21)
Assists	
Season:	5, Duquesne (11/22/23)
College Career:	5, Three times (last, 11/23/23)
Steals	
Season:	3, at Illinois (2/4/24)
College Career:	3, Two times (last, 2/4/24)
Blocks	
Season:	3, at Rutgers (1/17/24)
College Career:	3, Two times last, 1/17/24)
Minutes Played	
Season:	33, at Illinois (2/4/24)
College Career:	47, at Nevada (1/23/23)

CAREER STATS

		Field Goals				3-Point		F-Throws		Rebounds				Scoring						
SEASON	TEAM	GP-GS	MIN/AVG	FG-FGA	FG%	3FG-3FGA	3FG%	FT-FTA	FT%	OFF	DEF	TOT	AVG	PF-FO	A	TO	BLK	STL	PTS	AVG
2019-20	KC	30-12	490/16.3	59-118	.500	8-31	.258	44-67	.657	37	81	118	3.9	91-3	10	31	18	16	170	5.7
2020-21	KC	22-22	592/26.9	133-232	.573	16-45	.356	48-74	.649	41	91	132	6.0	66-5	27	44	7	20	330	15.0
2021-22	KC	17-16	461/27.1	82-149	.550	13-36	.361	42-56	.750	23	81	104	6.1	53-2	19	39	8	9	219	12.9
2022-23	UNM	34-34	1086/31.9	113-203	.557	6-38	.158	54-81	.667	89	159	248	7.3	95-1	48	53	28	17	286	8.4
2023-24	Nebr	25-19	583/23.3	54-105	.514	6-17	.353	55-82	.671	43	76	119	4.8	45-1	29	30	10	17	169	6.8
TOTAL FOR Nebr		25-19	583/23.3	54-105	.514	6-17	.353	55-82	.671	43	76	119	4.8	45-1	29	30	10	17	169	6.8
TOTAL		128-103	3213/25.1	441-807	.546	49-167	.293	243-360	.675	233	488	721	5.6	350-12	133	197	71	79	1174	9.2

2023-24 GAME BY GAME

Opponent	Date	GS	MIN	Total		3-Pointers		Free throws		Rebounds				PF	A	TO	BLK	STL	PTS	AVG
				FG-FGA	PCT	3FG-3FGA	PCT	FT-FTA	PCT	OFF	DEF	TOT	AVG							
Lindenwood	11/06/2023	*	23:30	4-5	.800	1-1	1.000	2-2	1.000	2	6	8	8.0	1	2	0	1	2	11	11.0
Florida A&M	11/09/2023	*	28:38	1-3	.333	0-0	.000	3-4	.750	3	2	5	6.5	1	0	2	1	0	5	8.0
Rider	11/13/2023	*	30:18	3-3	1.000	0-0	.000	4-6	.667	4	2	6	6.3	1	0	3	0	0	10	8.7
Stony Brook	11/15/2023	*	24:16	0-5	.000	0-2	.000	0-0	.000	4	3	7	6.5	1	1	0	0	0	0	6.5
vs Oregon St.	11/18/2023	*	24:59	2-6	.333	0-0	.000	4-6	.667	2	2	4	6.0	3	0	1	0	2	8	6.8
Duquesne	11/22/2023	*	22:57	3-5	.600	1-1	1.000	5-7	.714	2	5	7	6.2	0	5	0	0	0	12	7.7
Cal St. Fullerton	11/26/2023	*	23:17	1-3	.333	0-1	.000	4-4	1.000	1	3	4	5.9	0	1	1	1	0	6	7.4
Creighton	12/03/2023	*	25:00	2-10	.200	0-4	.000	2-2	1.000	4	2	6	5.9	1	0	4	0	1	6	7.3
at Minnesota	12/06/2023	*	21:30	1-2	.500	0-0	.000	1-2	.500	0	3	3	5.6	0	1	2	0	0	3	6.8
at Kansas St.	12/17/2023		10:50	1-2	.500	0-0	.000	1-2	.500	0	0	0	5.0	3	0	0	0	0	3	6.4
North Dakota	12/20/2023	*	32:32	5-7	.714	0-1	.000	0-2	.000	2	4	6	5.1	1	2	2	0	1	10	6.7
South Carolina St.	12/29/2023	*	18:35	4-4	1.000	0-0	.000	2-2	1.000	1	6	7	5.3	1	4	1	1	2	10	7.0
Indiana	01/03/2024		28:43	0-0	.000	0-0	.000	2-5	.400	1	7	8	5.5	3	2	1	0	2	2	6.6
at Wisconsin	01/06/2024		22:30	1-3	.333	1-1	1.000	1-2	.500	2	3	5	5.4	1	2	2	0	0	4	6.4
Purdue	01/09/2024		10:56	2-2	1.000	1-1	1.000	0-0	.000	0	0	0	5.1	4	1	1	0	0	5	6.3
at Iowa	01/12/2024		20:44	5-6	.833	0-0	.000	4-6	.667	3	2	5	5.1	1	1	0	0	1	14	6.8
at Rutgers	01/17/2024		20:04	1-3	.333	0-1	.000	3-4	.750	1	4	5	5.1	5	0	1	3	0	5	6.7
Northwestern	01/20/2024	*	24:31	4-5	.800	0-0	.000	7-8	.875	2	3	5	5.1	2	2	1	0	0	15	7.2
Ohio St.	01/23/2024	*	23:52	2-6	.333	1-2	.500	2-4	.500	1	2	3	4.9	1	0	1	0	0	7	7.2
at Maryland	01/27/2024	*	25:14	0-2	.000	0-0	.000	3-6	.500	1	3	4	4.9	3	2	1	1	0	3	7.0
Wisconsin	02/01/2024	*	27:47	0-1	.000	0-0	.000	3-4	.750	2	2	4	4.9	1	0	2	0	1	3	6.8
at Illinois	02/04/2024	*	32:34	2-5	.400	1-1	1.000	0-0	.000	1	3	4	4.8	4	1	0	0	3	5	6.7
at Northwestern	02/07/2024	*	15:19	0-2	.000	0-1	.000	0-0	.000	0	0	0	4.6	2	0	2	1	0	0	6.4
Michigan	02/10/2024	*	22:09	7-10	.700	0-0	.000	2-4	.500	4	4	8	4.8	2	1	1	1	1	16	6.8
Penn St.	02/17/2024	*	22:26	3-5	.600	0-0	.000	0-0	.000	0	5	5	4.8	3	1	1	0	1	6	6.8
Totals			19 583:12	54-105	.514	6-17	.353	55-82	.671	43	76	119	4.8	45	29	30	10	17	169	6.8

Player Averages

Games Played	Minutes/game	Points/game	FG Pct	3FG Pct	FT Pct	Rebounds/game	Assists/game	Turnovers/game	Assist/Turnover ratio	Steals/game	Blocks/game
25	23.3	6.8	51.4	35.3	67.1	4.8	1.2	1.2	1.0	0.7	0.4

**LLOYD'S SEASON/CAREER HIGHS**

<b>Points</b>	
Season:	None
College Career:	Same
<b>Rebounds</b>	
Season:	None
College Career:	Same
<b>Field Goals</b>	
Season:	None
College Career:	Same
<b>3-Point Field Goals</b>	
Season:	None
College Career:	Same
<b>Free Throws</b>	
Season:	None
College Career:	Same
<b>Free Throw Attempts</b>	
Season:	None
College Career:	Same
<b>Assists</b>	
Season:	None
College Career:	Same
<b>Steals</b>	
Season:	None
College Career:	Same
<b>Blocks</b>	
Season:	None
College Career:	Same
<b>Minutes Played</b>	
Season:	None
College Career:	Same

**ULIS' SEASON/CAREER HIGHS**

<b>Points</b>	
Season:	None
College Career:	17, at Michigan State (1/26/23)
<b>Rebounds</b>	
Season:	None
College Career:	7, Iowa State (12/8/22)
<b>Field Goals</b>	
Season:	None
College Career:	8, at Michigan State (1/26/23)
<b>3-Point Field Goals</b>	
Season:	None
College Career:	2, Four times (last, 1/29/23)
<b>Free Throws</b>	
Season:	None
College Career:	7, Two times (last, 1/31/22)
<b>Free Throw Attempts</b>	
Season:	None
College Career:	8, Two times (last, 1/31/22)
<b>Assists</b>	
Season:	None
College Career:	8, Western Michigan (11/22/21)
<b>Steals</b>	
Season:	None
College Career:	3, Illinois (12/6/21)
<b>Blocks</b>	
Season:	None
College Career:	1, Five times (last, 2/12/23)
<b>Minutes Played</b>	
Season:	None
College Career:	36, Iowa State (12/8/22)

**RICE'S SEASON/CAREER HIGHS**

<b>Points</b>	
Season:	16, Florida A&M (11/9/23)
College Career:	Same
<b>Rebounds</b>	
Season:	5, Lindenwood (11/6/23)
College Career:	Same
<b>Field Goals</b>	
Season:	4, Florida A&M (11/9/23)
College Career:	Same
<b>3-Point Field Goals</b>	
Season:	3, Florida A&M (11/9/23)
College Career:	Same
<b>Free Throws</b>	
Season:	5, Florida A&M (11/9/23)
College Career:	Same
<b>Free Throw Attempts</b>	
Season:	8, Florida A&M (11/9/23)
College Career:	Same
<b>Assists</b>	
Season:	1, Six times (last, 1/20/24)
College Career:	Same
<b>Steals</b>	
Season:	2, South Carolina State (12/29/23)
College Career:	Same
<b>Blocks</b>	
Season:	1, Two times (last, 1/15/23)
College Career:	Same
<b>Minutes Played</b>	
Season:	24, South Carolina State (12/29/23)
College Career:	Same

**KEITA'S SEASON/CAREER HIGHS**

<b>Points</b>	
Season:	None
College Career:	14, vs. Arkansas-Pine Bluff (11/20/22)
<b>Rebounds</b>	
Season:	None
College Career:	12, vs. Omaha (11/10/22)
<b>Field Goals</b>	
Season:	None
College Career:	6, vs. Arkansas-Pine Bluff (11/20/22)
<b>3-Point Field Goals</b>	
Season:	None
College Career:	Same
<b>Free Throws</b>	
Season:	None
College Career:	2, vs. Arkansas-Pine Bluff (11/20/22)
<b>Free Throw Attempts</b>	
Season:	None
College Career:	5, vs. Arkansas-Pine Bluff (11/20/22)
<b>Assists</b>	
Season:	None
College Career:	2, Three times (last, 11/30/22)
<b>Steals</b>	
Season:	None
College Career:	2, Wisconsin (2/11/23)
<b>Blocks</b>	
Season:	None
College Career:	2, vs. Oklahoma (11/24/22)
<b>Minutes Played</b>	
Season:	None
College Career:	27, vs. Omaha (11/10/22)

**DIOP'S SEASON/CAREER HIGHS**

<b>Points</b>	
Season:	3, Lindenwood (11/6/23)
College Career:	Same
<b>Rebounds</b>	
Season:	4, South Carolina State (12/29/23)
College Career:	Same
<b>Field Goals</b>	
Season:	1, Three times (last, 1/12/24)
College Career:	Same
<b>3-Point Field Goals</b>	
Season:	None
College Career:	Same
<b>Free Throws</b>	
Season:	2, Stony Brook (11/15/23)
College Career:	Same
<b>Free Throw Attempts</b>	
Season:	3, South Carolina State (12/29/23)
College Career:	Same
<b>Assists</b>	
Season:	1, Four times (last 1/17/24)
College Career:	Same
<b>Steals</b>	
Season:	2, South Carolina State (12/29/23)
College Career:	Same
<b>Blocks</b>	
Season:	1, Two times (last, 11/9/23)
College Career:	Same
<b>Minutes Played</b>	
Season:	20, South Carolina State (12/29/23)
College Career:	Same

**GRACE'S SEASON/CAREER HIGHS**

<b>Points</b>	
Season:	2, Three times (last, 12/29/23)
College Career:	2, Four times (last, 12/29/23)
<b>Rebounds</b>	
Season:	1, Two times (last, 12/29/23)
College Career:	1, Four times (last, 12/29/23)
<b>Field Goals</b>	
Season:	2, Two times (last, 11/9/23)
College Career:	2, Three times (last, 11/9/23)
<b>3-Point Field Goals</b>	
Season:	None
College Career:	Same
<b>Free Throws</b>	
Season:	2, South Carolina State (12/29/23)
College Career:	2, Two times (last, 12/29/23)
<b>Free Throw Attempts</b>	
Season:	2, South Carolina State (12/29/23)
College Career:	2, Three times (last, 12/29/23)
<b>Assists</b>	
Season:	1, Lindenwood (11/6/23)
College Career:	Same
<b>Steals</b>	
Season:	None
College Career:	1 at Maryland (1/28/23)
<b>Blocks</b>	
Season:	None
College Career:	Same
<b>Minutes Played</b>	
Season:	4, Two times (last, 12/29/23)
College Career:	Same

**JACOBSEN'S SEASON/CAREER HIGHS**

<b>Points</b>	
Season:	4, South Carolina State (12/29/23)
College Career:	Same
<b>Rebounds</b>	
Season:	2, South Carolina State (12/29/23)
College Career:	Same
<b>Field Goals</b>	
Season:	1, Three times (last, 12/29/23)
College Career:	Same
<b>3-Point Field Goals</b>	
Season:	None
College Career:	Same
<b>Free Throws</b>	
Season:	2, South Carolina State (12/29/23)
College Career:	Same
<b>Free Throw Attempts</b>	
Season:	2, Two times (12/29/23)
College Career:	Same
<b>Assists</b>	
Season:	1, Four times (last, 1/6/24)
College Career:	Same
<b>Steals</b>	
Season:	1, Lindenwood (11/6/23)
College Career:	Same
<b>Blocks</b>	
Season:	None
College Career:	Same
<b>Minutes Played</b>	
Season:	13, South Carolina State (12/29/23)
College Career:	Same

**BURT'S SEASON/CAREER HIGHS**

<b>Points</b>	
Season:	2, Florida A&M (11/9/23)
College Career:	Same
<b>Rebounds</b>	
Season:	1, Two times (last, 11/15/23)
College Career:	Same
<b>Field Goals</b>	
Season:	1, Florida A&M (11/9/23)
College Career:	Same
<b>3-Point Field Goals</b>	
Season:	None
College Career:	Same
<b>Free Throws</b>	
Season:	None
College Career:	Same
<b>Free Throw Attempts</b>	
Season:	2, Florida A&M (11/9/23)
College Career:	Same
<b>Assists</b>	
Season:	None
College Career:	Same
<b>Steals</b>	
Season:	None
College Career:	Same
<b>Blocks</b>	
Season:	None
College Career:	Same
<b>Minutes Played</b>	
Season:	3, Lindenwood (11/6/23)
College Career:	Same





RAMEL LLOYD JR.

REDSHIRT FRESHMAN • GUARD • 6-6 • 210 • LONG BEACH, CALIF. • SIERRA CANYON

CAREER STATS

2023-24 GAME BY GAME

MISC. STATS

Category	2023-24	Career
10+ Points	0	0
20+ Points	0	0
30+ Points	0	0
40+ Points	0	0
Double-Doubles	0	0
10+ Rebounds	0	0
10+ Assists	0	0
Led NU in Scoring	0	0
Led NU in Reb.	0	0
Led NU in Assists	0	0



AHRON ULIS

JUNIOR • GUARD • 6-3 • 190 • CHICAGO, ILL. • IOWA

CAREER STATS

				Field Goals		3-Point		F-Throws		Rebounds				Scoring							
SEASON	TEAM	GP-GS	MIN/AVG	FG-FGA	FG%	3FG-3FGA	3FG%	FT-FTA	FT%	OFF	DEF	TOT	AVG	PF-FO	A	TO	BLK	STL	PTS	AVG	
2020-21	Iowa	17-0	120/7.0	5-15	.333	0-3	.000	18-20	.900	6	9	15	0.9	8-0	20	6	1	1	28	1.6	
2021-22	Iowa	35-0	486/13.9	34-100	.340	4-12	.333	38-48	.792	19	50	69	2.0	41-0	73	32	0	19	110	3.1	
2022-23	Iowa	32-27	722/22.6	72-182	.396	22-69	.319	29-41	.707	6	44	50	1.6	42-0	67	35	4	17	195	6.1	
TOTAL FOR Nebr		0-0	0/0.0	0-0	.000	0-0	.000	0-0	.000	0	0	0	0.0	0-0	0	0	0	0	0	0.0	
TOTAL		84-27	1328/15.8	111-297	.374	26-84	.310	85-109	.780	31	103	134	1.6	91-0	160	73	5	37	333	4.0	

2023-24 GAME BY GAME

MISC. STATS

Category	2023-24	Career
10+ Points	0	7
20+ Points	0	0
30+ Points	0	0
40+ Points	0	0
Double-Doubles	0	0
10+ Rebounds	0	0
10+ Assists	0	0
Led NU in Scoring	0	4
Led NU in Reb.	0	0
Led NU in Assists	0	1

\*-Includes Iowa

# ELI RICE

FRESHMAN • GUARD • 6-8 • 213 • GALLATIN, TENN. • IMG ACADEMY

## CAREER STATS

				Field Goals		3-Point		F-Throws		Rebounds									Scoring	
SEASON	TEAM	GP-GS	MIN/AVG	FG-FGA	FG%	3FG-3FGA	3FG%	FT-FTA	FT%	OFF	DEF	TOT	AVG	PF-FO	A	TO	BLK	STL	PTS	AVG
2023-24	Nebr	17-0	171/10.0	19-46	.413	10-27	.370	23-32	.719	4	23	27	1.6	14-0	6	4	4	3	71	4.2
TOTAL		17-0	171/10.0	19-46	.413	10-27	.370	23-32	.719	4	23	27	1.6	14-0	6	4	4	3	71	4.2

## 2023-24 GAME BY GAME

Opponent	Date	GS	MIN	Total		3-Pointers		Free throws		Rebounds				PF		A		TO	BLK	STL	PTS	AVG
				FG-FGA	PCT	3FG-3FGA	PCT	FT-FTA	PCT	OFF	DEF	TOT	AVG	A	TO							
Lindenwood	11/06/2023		19:08	0-3	.000	0-2	.000	2-4	.500	2	3	5	5.0	2	1	2	1	0	2	2.0		
Florida A&M	11/09/2023		22:18	4-9	.444	3-6	.500	5-8	.625	0	4	4	4.5	1	0	0	0	0	16	9.0		
Rider	11/13/2023		03:17	1-1	1.000	1-1	1.000	0-0	.000	0	0	0	3.0	0	1	0	0	0	3	7.0		
Stony Brook	11/15/2023		04:08	0-1	.000	0-1	.000	0-0	.000	0	0	0	2.3	0	0	0	1	0	0	5.3		
vs Oregon St.	11/18/2023		02:25	0-1	.000	0-1	.000	0-0	.000	0	0	0	1.8	1	0	0	0	0	0	4.2		
Creighton	12/03/2023		05:14	2-2	1.000	0-0	.000	2-2	1.000	0	0	0	1.5	0	0	0	0	0	6	4.5		
Michigan St.	12/10/2023		06:39	1-1	1.000	1-1	1.000	0-0	.000	0	0	0	1.3	0	0	0	0	0	3	4.3		
at Kansas St.	12/17/2023		05:28	1-3	.333	1-2	.500	0-0	.000	0	0	0	1.1	1	0	0	0	0	3	4.1		
North Dakota	12/20/2023		03:54	0-1	.000	0-1	.000	0-0	.000	0	1	1	1.1	0	0	0	0	0	0	3.7		
South Carolina St.	12/29/2023		24:18	2-8	.250	2-6	.333	4-6	.667	0	2	2	1.2	4	1	0	0	2	10	4.3		
Indiana	01/03/2024		03:26	0-0	.000	0-0	.000	0-0	.000	0	1	1	1.2	0	0	0	0	0	0	3.9		
at Wisconsin	01/06/2024		08:25	1-1	1.000	1-1	1.000	0-0	.000	0	1	1	1.2	1	1	0	0	1	3	3.8		
at Iowa	01/12/2024		18:46	4-7	.571	1-3	.333	2-2	1.000	1	3	4	1.4	0	1	0	0	0	11	4.4		
at Rutgers	01/17/2024		02:13	0-0	.000	0-0	.000	1-2	.500	0	1	1	1.4	0	0	1	0	0	1	4.1		
Northwestern	01/20/2024		08:26	0-0	.000	0-0	.000	4-4	1.000	0	1	1	1.3	2	1	0	2	0	4	4.1		
Ohio St.	01/23/2024		14:33	1-3	.333	0-1	.000	2-2	1.000	1	2	3	1.4	1	0	0	0	0	4	4.1		
at Maryland	01/27/2024		17:55	2-5	.400	0-1	.000	1-2	.500	0	4	4	1.6	1	0	1	0	0	5	4.2		
Totals		0	170:33	19-46	.413	10-27	.370	23-32	.719	4	23	27	1.6	14	6	4	4	3	71	4.2		

## Player Averages

Games Played	Minutes/ game	Points/ game	FG Pct	3FG Pct	FT Pct	Rebounds/ game	Assists/ game	Turnovers/ game	Assist/Turnover ratio	Steals/ game	Blocks/ game
17	10.0	4.2	41.3	37.0	71.9	1.6	0.4	0.2	1.5	0.2	0.2



## MISC. STATS

Category	2023-24	Career
10+ Points	3	3
20+ Points	0	0
30+ Points	0	0
40+ Points	0	0
Double-Doubles	0	0
10+ Rebounds	0	0
10+ Assists	0	0
Led NU in Scoring	0	0
Led NU in Reb.	0	0
Led NU in Assists	0	0

# BLAISE KEITA

JUNIOR • FORWARD • 6-11 • 257 • BAMAKO, REPUBLIC OF MALI • COFFEYVILLE CC

## CAREER STATS

				Field Goals		3-Point		F-Throws		Rebounds									Scoring	
SEASON	TEAM	GP-GS	MIN/AVG	FG-FGA	FG%	3FG-3FGA	3FG%	FT-FTA	FT%	OFF	DEF	TOT	AVG	PF-FO	A	TO	BLK	STL	PTS	AVG
2022-23	Nebr	21-5	212/10.1	18-35	.514	0-0	.000	6-17	.353	22	52	74	3.5	22-0	11	10	5	5	42	2.0
TOTAL		21-5	212/10.1	18-35	.514	0-0	.000	6-17	.353	22	52	74	3.5	22-0	11	10	5	5	42	2.0

## 2023-24 GAME BY GAME



## MISC. STATS

Category	2023-24	Career
10+ Points	0	1
20+ Points	0	0
30+ Points	0	0
40+ Points	0	0
Double-Doubles	0	1
10+ Rebounds	0	3
10+ Assists	0	0
Led NU in Scoring	0	0
Led NU in Reb.	0	5
Led NU in Assists	0	0



MISC. STATS

Category	2023-24	Career
10+ Points	0	0
20+ Points	0	0
30+ Points	0	0
40+ Points	0	0
Double-Doubles	0	0
10+ Rebounds	0	0
10+ Assists	0	0
Led NU in Scoring	0	0
Led NU in Reb.	0	0
Led NU in Assists	0	0

MATAR DIOP

FRESHMAN • FORWARD • 6-10 • 213 • DAKAR, SENEGAL • KEYSTONE ATHLETIC ACADEMY

CAREER STATS

				Field Goals		3-Point		F-Throws		Rebounds									Scoring	
SEASON	TEAM	GP-GS	MIN/AVG	FG-FGA	FG%	3FG-3FGA	3FG%	FT-FTA	FT%	OFF	DEF	TOT	AVG	PF-FO	A	TO	BLK	STL	PTS	AVG
2023-24	Nebr	14-0	58/4.2	4-8	.500	1-2	.500	3-9	.333	2	9	11	0.8	10-0	4	6	2	2	12	0.9
TOTAL		14-0	58/4.2	4-8	.500	1-2	.500	3-9	.333	2	9	11	0.8	10-0	4	6	2	2	12	0.9

2023-24 GAME BY GAME

Opponent	Date	GS	MIN	Total		3-Pointers		Free throws		Rebounds				PF	A	TO	BLK	STL	PTS	AVG
				FG-FGA	PCT	3FG-3FGA	PCT	FT-FTA	PCT	OFF	DEF	TOT	AVG							
Lindenwood	11/06/2023		05:34	1-2	.500	0-1	.000	1-2	.500	0	1	1	1.0	1	0	0	1	0	3	3.0
Florida A&M	11/09/2023		05:17	0-0	.000	0-0	.000	0-0	.000	0	1	1	1.0	4	0	3	1	0	0	1.5
Stony Brook	11/15/2023		01:47	0-0	.000	0-0	.000	2-2	1.000	0	1	1	1.0	0	0	1	0	0	2	1.7
vs Oregon St.	11/18/2023		02:25	1-1	1.000	0-0	.000	0-2	.000	0	2	2	1.3	0	1	0	0	0	2	1.8
Creighton	12/03/2023		03:58	0-1	.000	0-0	.000	0-0	.000	1	0	1	1.2	0	0	0	0	0	0	1.4
Michigan St.	12/10/2023		05:35	0-0	.000	0-0	.000	0-0	.000	0	0	0	0	1	0	1	0	0	0	1.2
North Dakota	12/20/2023		05:02	0-0	.000	0-0	.000	0-0	.000	0	0	0	0.9	1	1	0	0	0	0	1.0
South Carolina St.	12/29/2023		20:20	0-1	.000	0-0	.000	0-3	.000	1	3	4	1.3	3	0	1	0	2	0	0.9
at Wisconsin	01/06/2024		01:15	0-0	.000	0-0	.000	0-0	.000	0	0	0	0	1	1	0	0	0	0	0.8
at Iowa	01/12/2024		02:08	1-1	1.000	0-0	.000	0-0	.000	0	0	0	1.0	0	0	0	0	0	2	0.9
at Rutgers	01/17/2024		00:27	0-0	.000	0-0	.000	0-0	.000	0	0	0	0.9	0	1	0	0	0	0	0.8
at Maryland	01/27/2024		02:01	0-1	.000	0-0	.000	0-0	.000	0	1	1	0.9	1	0	0	0	0	0	0.8
at Northwestern	02/07/2024		00:38	0-0	.000	0-0	.000	0-0	.000	0	0	0	0.8	0	0	0	0	0	0	0.7
Michigan	02/10/2024		01:39	1-1	1.000	1-1	1.000	0-0	.000	0	0	0	0.8	0	0	1	0	0	3	0.9
Totals			0 58:06	4-8	.500	1-2	.500	3-9	.333	2	9	11	0.8	10	4	6	2	2	12	0.9

Player Averages

Games Played	Minutes/ game	Points/ game	FG Pct	3FG Pct	FT Pct	Rebounds/ game	Assists/ game	Turnovers/ game	Assist/Turnover ratio	Steals/ game	Blocks/ game
14	4.2	0.9	50.0	50.0	33.3	0.8	0.3	0.4	0.7	0.1	0.1



MISC. STATS

Category	2023-24	Career
10+ Points	0	0
20+ Points	0	0
30+ Points	0	0
40+ Points	0	0
Double-Doubles	0	0
10+ Rebounds	0	0
10+ Assists	0	0
Led NU in Scoring	0	0
Led NU in Reb.	0	0
Led NU in Assists	0	0

JEFFREY GRACE III

SOPHOMORE • GUARD • 6-3 • 197 • ELMHURST, ILL. • ARIZONA STATE

CAREER STATS

			Field Goals		3-Point		F-Throws		Rebounds											Scoring	
SEASON	TEAM	GP-GS	MIN/AVG	FG-FGA	FG%	3FG-3FGA	3FG%	FT-FTA	FT%	OFF	DEF	TOT	AVG	PF-FO	A	TO	BLK	STL	PTS	AVG	
2022-23	Nebr	11-0	12/1.1	1-2	.500	0-1	.000	2-4	.500	2	1	3	0.3	0-0	1	2	0	1	4	0.4	
2023-24	Nebr	11-0	17/1.6	2-3	.667	0-0	.000	2-3	.667	2	0	2	0.2	1-0	2	1	0	0	6	0.5	
TOTAL		22-0	29/1.3	3-5	.600	0-1	.000	4-7	.571	4	1	5	0.2	1-0	3	3	0	1	10	0.5	

2023-24 GAME BY GAME

Opponent	Date	GS	MIN	Total		3-Pointers		Free throws		Rebounds				PF	A	TO	BLK	STL	PTS	AVG
				FG-FGA	PCT	3FG-3FGA	PCT	FT-FTA	PCT	OFF	DEF	TOT	AVG							
Lindenwood	11/06/2023		04:00	1-2	.500	0-0	.000	0-1	.000	0	0	0	0.0	0	1	0	0	0	2	2.0
Florida A&M	11/09/2023		02:20	1-1	1.000	0-0	.000	0-0	.000	1	0	1	0.5	0	0	0	0	0	2	2.0
Stony Brook	11/15/2023		01:47	0-0	.000	0-0	.000	0-0	.000	0	0	0	0.3	0	0	0	0	0	0	1.3
vs Oregon St.	11/18/2023		01:09	0-0	.000	0-0	.000	0-0	.000	0	0	0	0.3	0	0	0	0	0	0	1.0
Creighton	12/03/2023		00:56	0-0	.000	0-0	.000	0-0	.000	0	0	0	0.2	0	0	0	0	0	0	0.8
South Carolina St.	12/29/2023		03:52	0-0	.000	0-0	.000	2-2	1.000	1	0	1	0.3	0	0	0	0	0	2	1.0
at Maryland	01/27/2024		01:23	0-0	.000	0-0	.000	0-0	.000	0	0	0	0.3	0	0	0	0	0	0	0.9
at Illinois	02/04/2024		00:04	0-0	.000	0-0	.000	0-0	.000	0	0	0	0.3	0	0	0	0	0	0	0.8
at Northwestern	02/07/2024		00:05	0-0	.000	0-0	.000	0-0	.000	0	0	0	0.2	1	0	0	0	0	0	0.7
Michigan	02/10/2024		01:20	0-0	.000	0-0	.000	0-0	.000	0	0	0	0.2	0	1	0	0	0	0	0.6
Penn St.	02/17/2024		00:29	0-0	.000	0-0	.000	0-0	.000	0	0	0	0.2	0	0	1	0	0	0	0.5
Totals			0 17:24	2-3	.667	0-0	.000	2-3	.667	2	0	2	0.2	1	2	1	0	0	6	0.5

Player Averages

Games Played	Minutes/ game	Points/ game	FG Pct	3FG Pct	FT Pct	Rebounds/ game	Assists/ game	Turnovers/ game	Assist/Turnover ratio	Steals/ game	Blocks/ game
11	1.6	0.5	66.7	0.0	66.7	0.2	0.2	0.1	2.0	0.0	0.0



# CALE JACOBSEN

REDSHIRT FRESHMAN • GUARD • 6-4 • 200 • ASHLAND, NEB. • ASHLAND-GREENWOOD

## CAREER STATS

			Field Goals		3-Point		F-Throws		Rebounds				Scoring	
SEASON	TEAM	GP-GS MIN/AVG	FG-FGA	FG%	3FG-3FGA	3FG%	FT-FTA	FT%	OFF	DEF	TOT	AVG	PF-FO	A TO BLK STL PTS AVG
2023-24	Nebr	16-0 47/2.9	4-7	.571	0-2	.000	3-6	.500	0	3	3	0.2	5-0	5 2 0 1 11 0.7
<b>TOTAL</b>		<b>16-0 47/2.9</b>	<b>4-7</b>	<b>.571</b>	<b>0-2</b>	<b>.000</b>	<b>3-6</b>	<b>.500</b>	<b>0</b>	<b>3</b>	<b>3</b>	<b>0.2</b>	<b>5-0</b>	<b>5 2 0 1 11 0.7</b>

## 2023-24 GAME BY GAME

Opponent	Date	GS	MIN	Total		3-Pointers		Free throws		Rebounds				PF		A	TO	BLK	STL	PTS	AVG
				FG-FGA	PCT	3FG-3FGA	PCT	FT-FTA	PCT	OFF	DEF	TOT	AVG	PF	A						
Lindenwood	11/06/2023		11:07	0-0	.000	0-0	.000	0-0	.000	0	1	1	1.0	1	1	0	0	1	0	0.0	
Florida A&M	11/09/2023		05:05	1-1	1.000	0-0	.000	1-2	.500	0	0	0	0.5	0	1	1	0	0	0	3	1.5
Stony Brook	11/15/2023		01:47	0-0	.000	0-0	.000	0-0	.000	0	0	0	0.3	0	0	0	0	0	0	0	1.0
vs Oregon St.	11/18/2023		02:25	1-1	1.000	0-0	.000	0-2	.000	0	0	0	0.3	2	0	0	0	0	0	2	1.3
Creighton	12/03/2023		03:27	0-1	.000	0-0	.000	0-0	.000	0	0	0	0.2	0	0	0	0	0	0	0	1.0
at Minnesota	12/06/2023		00:03	0-0	.000	0-0	.000	0-0	.000	0	0	0	0.2	1	0	0	0	0	0	0	0.8
North Dakota	12/20/2023		00:29	0-0	.000	0-0	.000	0-0	.000	0	0	0	0.1	0	0	0	0	0	0	0	0.7
South Carolina St.	12/29/2023		13:13	1-3	.333	0-2	.000	2-2	1.000	0	2	2	0.4	0	1	1	0	0	0	4	1.1
at Wisconsin	01/06/2024		01:15	0-0	.000	0-0	.000	0-0	.000	0	0	0	0.3	0	1	0	0	0	0	0	1.0
at Iowa	01/12/2024		02:08	0-0	.000	0-0	.000	0-0	.000	0	0	0	0.3	0	0	0	0	0	0	0	0.9
at Rutgers	01/17/2024		00:02	0-0	.000	0-0	.000	0-0	.000	0	0	0	0.3	0	0	0	0	0	0	0	0.8
at Maryland	01/27/2024		02:01	0-0	.000	0-0	.000	0-0	.000	0	0	0	0.3	0	0	0	0	0	0	0	0.8
at Illinois	02/04/2024		00:09	0-0	.000	0-0	.000	0-0	.000	0	0	0	0.2	1	0	0	0	0	0	0	0.7
at Northwestern	02/07/2024		00:09	0-0	.000	0-0	.000	0-0	.000	0	0	0	0.2	0	0	0	0	0	0	0	0.6
Michigan	02/10/2024		01:39	0-0	.000	0-0	.000	0-0	.000	0	0	0	0.2	0	0	0	0	0	0	0	0.6
Penn St.	02/17/2024		01:38	1-1	1.000	0-0	.000	0-0	.000	0	0	0	0.2	0	1	0	0	0	0	2	0.7
<b>Totals</b>			<b>0 46:37</b>	<b>4-7</b>	<b>.571</b>	<b>0-2</b>	<b>.000</b>	<b>3-6</b>	<b>.500</b>	<b>0</b>	<b>3</b>	<b>3</b>	<b>0.2</b>	<b>5</b>	<b>5</b>	<b>2</b>	<b>0</b>	<b>1</b>	<b>11</b>	<b>0.7</b>	

## Player Averages

Games Played	Minutes/ game	Points/ game	FG Pct	3FG Pct	FT Pct	Rebounds/ game	Assists/ game	Turnovers/ game	Assist/Turnover ratio	Steals/ game	Blocks/ game
16	2.9	0.7	57.1	0.0	50.0	0.2	0.3	0.1	2.5	0.1	0.0

# HENRY BURT

REDSHIRT FRESHMAN • FORWARD • 6-7 • 216 • OMAHA, NEB. • ELKHORN SOUTH

## CAREER STATS

			Field Goals		3-Point		F-Throws		Rebounds				Scoring	
SEASON	TEAM	GP-GS MIN/AVG	FG-FGA	FG%	3FG-3FGA	3FG%	FT-FTA	FT%	OFF	DEF	TOT	AVG	PF-FO	A TO BLK STL PTS AVG
2023-24	Nebr	6-0 8/1.4	1-1	1.000	0-0	.000	0-2	.000	0	3	3	0.5	1-0	0 0 0 0 0 2 0.3
<b>TOTAL</b>		<b>6-0 8/1.4</b>	<b>1-1</b>	<b>1.000</b>	<b>0-0</b>	<b>.000</b>	<b>0-2</b>	<b>.000</b>	<b>0</b>	<b>3</b>	<b>3</b>	<b>0.5</b>	<b>1-0</b>	<b>0 0 0 0 0 2 0.3</b>

## 2023-24 GAME BY GAME

Opponent	Date	GS	MIN	Total		3-Pointers		Free throws		Rebounds				PF		A	TO	BLK	STL	PTS	AVG
				FG-FGA	PCT	3FG-3FGA	PCT	FT-FTA	PCT	OFF	DEF	TOT	AVG	PF	A						
Lindenwood	11/06/2023		02:37	0-0	.000	0-0	.000	0-0	.000	0	0	0	0.0	0	0	0	0	0	0	0	0.0
Florida A&M	11/09/2023		01:40	1-1	1.000	0-0	.000	0-2	.000	0	1	1	0.5	0	0	0	0	0	0	2	1.0
Stony Brook	11/15/2023		00:53	0-0	.000	0-0	.000	0-0	.000	0	1	1	0.7	0	0	0	0	0	0	0	0.7
vs Oregon St.	11/18/2023		01:09	0-0	.000	0-0	.000	0-0	.000	0	0	0	0.5	0	0	0	0	0	0	0	0.5
Michigan	02/10/2024		01:20	0-0	.000	0-0	.000	0-0	.000	0	1	1	0.6	1	0	0	0	0	0	0	0.4
Penn St.	02/17/2024		00:29	0-0	.000	0-0	.000	0-0	.000	0	0	0	0.5	0	0	0	0	0	0	0	0.3
<b>Totals</b>			<b>0 08:08</b>	<b>1-1</b>	<b>1.000</b>	<b>0-0</b>	<b>.000</b>	<b>0-2</b>	<b>.000</b>	<b>0</b>	<b>3</b>	<b>3</b>	<b>0.5</b>	<b>1</b>	<b>0</b>	<b>0</b>	<b>0</b>	<b>0</b>	<b>0</b>	<b>2</b>	<b>0.3</b>

## Player Averages

Games Played	Minutes/ game	Points/ game	FG Pct	3FG Pct	FT Pct	Rebounds/ game	Assists/ game	Turnovers/ game	Assist/Turnover ratio	Steals/ game	Blocks/ game
6	1.4	0.3	100.0	0.0	0.0	0.5	0.0	0.0	0.0	0.0	0.0

NEBRASKA 84, LINDENWOOD 52



Official Basketball Box Score - Final  
Lindenwood at Nebraska  
11/05/23 Pineville Bank Arena, Lincoln  
Nebraska vs. Lindenwood

Game Time: 7:01 PM  
Game Duration: 1:49  
Attendance: 13,478

Officials: Tim Comer, Andy O'Brien, Mason Siler

Lindenwood - 52

Record: 0-1

NO.	Name	Min	FG	3P	FT	Rebounds	Fouls	TP	AS	TO	ST	Blocks	BS	BA			
0	David Ware	F 19:42	0-3	0-1	0-0	2	5	7	2	1	0	0	0	2	0	1	-14
5	Jaylon McDaniel	F 22:27	3-7	0-0	0-3	1	5	6	4	2	6	0	2	0	1	1	-19
24	Keenen Cole	F 31:26	5-16	0-1	4-4	2	2	4	2	3	14	0	3	0	0	2	-31
15	Nathan Johnson Jr.	G 25:45	2-5	0-1	1-1	1	1	2	1	1	1	5	0	2	1	0	-25
25	Darius Beane	G 20:24	3-8	0-0	0-1	2	2	4	4	2	6	0	1	0	0	0	-10
3	Tommie Williams	19:35	1-5	0-0	0-0	1	2	3	2	1	2	2	2	0	0	0	-9
23	Jeremiah Talton	20:00	4-11	2-5	0-0	1	2	3	1	0	10	0	0	1	0	2	-14
1	Colin Ruffin	20:14	4-8	1-3	0-0	0	5	5	3	1	9	0	0	0	0	0	-30
22	Isaac Ordekane	10:07	0-0	0-0	0-0	0	0	0	0	0	0	0	0	0	0	1	-13
11	Amoro Lado	10:20	0-5	0-4	0-0	0	0	0	2	1	0	0	0	0	0	0	-5
Team						3	2	5			0	1					
Totals			22-68	3-16	5-9	13	27	40	21	12	52	2	12	4	2	7	-32

Shooting By Period		
1 <sup>st</sup> FG%	10-33	30.3%
3PT%	1-5	20.0%
FT%	3-3	100%
2 <sup>nd</sup> FG%	12-35	34.3%
3PT%	2-11	18.2%
FT%	2-6	33.3%
GM FG%	22-68	32.4%
3PT%	3-16	18.8%
FT%	5-9	55.6%
Dead Ball Rebounds: 1, 0		

Technical Fouls: NONE

Nebraska - 84

Record: 1-0

NO.	Name	Min	FG	3P	FT	Rebounds	Fouls	TP	AS	TO	ST	Blocks	BS	BA	+	-		
			M-A	M-A	M-A	OR	DR	PF	FF									
51	Rienk Mast	F 25:18	5-7	1-3	2-3	1	5	6	1	3	13	3	2	0	0	0	11	
53	Josiah Alick	F 23:30	4-5	1-1	2-2	2	6	8	1	4	11	2	0	2	1	0	34	
0	C.J. Wilcher	G 22:08	4-8	2-5	3-4	0	1	1	0	2	13	2	0	0	2	0	26	
3	Brice Williams	G 23:15	4-11	2-6	3-4	0	1	1	1	2	13	2	1	0	1	1	30	
10	Jamarques Lawrence	G 18:22	2-8	2-6	1-2	4	6	3	1	7	1	2	0	0	0	0	16	
1	Sam Holberg	25:14	5-7	2-4	3-5	0	5	5	1	3	15	2	0	1	1	0	30	
9	Jarron Coleman	19:47	1-3	1-2	2-2	0	6	6	1	2	5	4	2	1	0	0	19	
11	Eli Rice	19:08	0-3	0-2	2-4	2	3	5	2	2	2	1	2	0	1	1	3	
31	Cale Jacobsen	11:07	0-0	0-0	0-0	0	1	1	1	0	0	1	0	1	0	0	1	
21	Metar Diop	05:34	1-2	0-1	1-2	0	1	1	1	1	3	0	0	0	1	0	-3	
24	Jeff Grace	04:00	1-2	0-0	0-1	0	0	0	0	1	2	1	0	0	0	0	-3	
35	Henry Burt	02:37	0-0	0-0	0-0	0	0	0	0	0	0	0	0	0	0	0	-4	
Team						1	3	4			0	0						
Totals			27-56	11-30	19-29	8	36	44	12	21	84	19	5	7	2	32		

Shooting By Period		
1 <sup>st</sup> FG%	17-30	56.7%
3PT%	9-19	47.4%
FT%	8-11	72.7%
2 <sup>nd</sup> FG%	10-26	38.5%
3PT%	2-11	18.2%
FT%	11-18	61.1%
GM FG%	27-56	48.2%
3PT%	11-30	36.7%
FT%	19-29	65.5%
Dead Ball Rebounds: 4, 0		

Technical Fouls: NONE

LWU		NEB	
Biggest lead	2 (1 <sup>st</sup> 19:36)	36 (2 <sup>nd</sup> 5:34)	
Best Scoring Run	7 (2 <sup>nd</sup> 14:37)	10 (1 <sup>st</sup> 4:27)	
Lead Changes	1		
Times Tied	0		
Time with Lead	00:23	39:13	

Points from Turnovers		LWU		NEB	
Paint	32	32	32		
Second Chance	9	11			
Fast Breaks	8	4			
Bench	21	27			
Period by Period Scoring		LWU		NEB	
1st	24	28	52		
2nd	51	33	84		

NEBRASKA 81, FLORIDA A&M 54



Official Basketball Box Score - Final  
Florida A&M at Nebraska  
11/05/23 Pineville Bank Arena, Lincoln  
Nebraska vs. Florida A&M

Game Time: 7:01 PM  
Game Duration: 2:04  
Attendance: 13,766

Officials: Paul Soles, Edwin Young, Tony Meeks

Florida A&M - 54

Record: 0-2

NO.	Name	Min	FG	3P	FT	Rebounds	Fouls	TP	AS	TO	ST	Blocks					
						OR	DR	OT	FF	FD		BA					
5	Keith Lamar	F 22:51	2-8	0-1	1-2	1	2	3	3	2	5	2	1	1	0	0	
13	Shannon Grant	F 19:48	2-3	0-0	0-0	0	3	3	5	1	4	0	3	2	0	0	
2	Jordan Chatman	G 10:11	0-3	0-1	0-0	0	0	0	0	4	0	0	1	1	0	1	
4	Hantz Louis-Jeune	G 18:32	3-7	1-3	1-2	0	5	5	3	2	8	0	0	1	2	2	
12	K'Jaei Parker	36:54	5-20	1-6	2-2	1	5	6	1	3	13	3	2	0	0	0	
11	Roderick Coffee III	20:38	0-6	0-4	2-4	1	1	2	1	3	2	2	1	0	0	1	
24	Ja'Derrys Eatmon	18:21	3-7	0-0	2-2	3	1	4	2	3	8	0	2	1	1	1	
10	Chase Barrs	15:08	0-1	0-0	1-2	3	1	4	5	1	1	1	1	0	0	0	
23	Mies Hall	13:40	1-3	0-0	1-2	0	3	3	0	1	3	1	0	1	0	0	
3	Monrell Schramm	22:05	4-7	2-4	0-1	1	2	3	2	1	10	1	2	1	0	0	
34	Richard Mathews	01:52	0-1	0-1	0-0	0	0	0	0	0	0	0	0	0	0	0	
Team						1	1	2			0	0	1				
Totals			20-66	4-20	10-17	11	24	35	26	17	54	10	14	8	3	5	-27

Shooting By Period		
1 <sup>st</sup> FG%	9-31	29.0%
3PT%	2-9	22.2%
FT%	5-6	83.3%
2 <sup>nd</sup> FG%	11-35	31.4%
3PT%	5-11	45.5%
GM FG%	20-66	30.3%
3PT%	4-20	20.0%
FT%	10-17	58.8%
Dead Ball Rebounds: 3, 0		

Technical Fouls: NONE

Nebraska - 81

Record: 2-0

NO.	Name	Min	FG	3P	FT	Rebounds	Fouls	TP	AS	TO	ST	Blocks				
			M-A	M-A	M-A	OR	DR	FF	BS	BA		BA				
51	Rienk Mast	F 27:21	6-14	2-5	6-6	5	11	16	2	4	20	2	0	0	0	
53	Josiah Alick	F 28:38	1-3	0-0	3-4	3	2	5	1	4	5	0	2	0	1	
0	C.J. Wilcher	G 19:51	2-6	1-4	1-2	0	1	1	4	1	6	2	0	0	1	
3	Brice Williams	G 22:19	3-9	2-4	7-7	2	4	6	3	4	15	2	1	0	1	
10	Jamarques Lawrence	G 24:40	2-6	0-3	1-2	0	5	5	1	1	5	4	4	3	0	
1	Sam Holberg	22:37	1-3	1-3	0-0	1	2	3	1	2	3	1	2	4	0	
9	Jarron Coleman	17:54	1-3	1-3	1-3	0	3	3	0	3	4	3	3	0	1	
11	Eli Rice	22:18	4-9	3-6	5-8	0	4	4	1	5	16	0	0	0	1	
21	Metar Diop	05:17	0-0	0-0	0-0	0	1	1	4	0	0	0	3	0	1	
31	Cale Jacobsen	05:05	1-1	0-0	1-2	0	0	0	0	1	3	1	1	0	0	
24	Jeff Grace	02:20	1-1	0-0	0-0	1	0	1	0	0	2	0	0	0	0	
35	Henry Burt	01:40	1-1	0-0	0-2	0	1	1	0	1	2	0	0	0	0	
Team						4	5	9			0	0				
Totals			23-56	10-28	25-36	16	39	55	17	26	81	15	18	7	5	3

Shooting By Period		
1 <sup>st</sup> FG%	14-33	42.4%
3PT%	6-14	42.9%
FT%	7-10	70%
2 <sup>nd</sup> FG%	9-23	39.1%
3PT%	4-14	28.6%
GM FG%	23-56	41.1%
3PT%	10-28	35.7%
FT%	25-36	69.4%
Dead Ball Rebounds: 4, 0		

Technical Fouls: NONE

FAMU		NEB	
Biggest lead	1 (1 <sup>st</sup> 15:38)	29 (2 <sup>nd</sup> 12:39)	
Best Scoring Run	5 (2 <sup>nd</sup> 10:54)	12 (1 <sup>st</sup> 12:12)	
Lead Changes	12		
Times Tied	0		
Time with Lead	00:18	39:12	

Points from Turnovers		FAMU		NEB	
Paint	26	24			
Second Chance	9	18			
Fast Breaks	3	9			
Bench	24	30			
Period by Period Scoring		FAMU		NEB	
1st	25	29	54		
2nd	41	40	81		

NEBRASKA 64, RIDER 50



Official Basketball Box Score - Final  
Rider at Nebraska  
11/15/23 Pineville Bank Arena, Lincoln  
Nebraska vs. Rider

Game Time: 7:05 PM  
Game Duration: 1:57  
Attendance: 13,478

Officials: Keith Kirtle, Amy Bonner, Marques Pettigrew

Rider - 50

Record: 1-2

NO.	Name	Min	FG	3P	FT	Rebounds	OR	TR	Fouls	TP	AS	TO	ST	Blocks	BS	BA		
14	JT Langston Jr	F 23:50	1-4	0-1	1-2	1	3	4	1	1	3	0	0	2	3	0	-8	
33	Taric Ingraham	F 33:30	1-6	0-0	2-2	1	7	8	3	1	4	2	0	3	1	0	-10	
2	Allen Powell	G 35:16	2-13	1-8	0-0	0	2	2	2	1	5	3	0	2	0	0	-8	
3	Corey McKelthan	G 34:19	6-14	2-6	4-5	0	5	5	1	2	18	2	4	0	0	1	-14	
35	T.J. Weeks Jr.	G 28:56	2-9	1-5	1-1	1	4	5	4	1	6	0	1	2	0	0	-12	
5	Mervin James	19:44	4-7	2-3	0-0	2	3	5	5	1	10	1	2	1	0	0	-8	
0	DJ Dudley	14:41	1-3	0-2	2-2	0	3	3	0	1	4	2	0	0	0	0	-1	
31	Thyrnik Matthews	01:52	0-0	0-0	0-0	0	0	0	0	0	0	0	0	0	0	0	-4	
23	Anthony McCall	07:52	0-0	0-0	0-0	0	0	0	2	1	0	0	0	0	0	0	-5	
Team						1		0		1		0		0		0		
Totals			17:56	6-25	10-12	7	27	34	18	9	50	8	11	10	5	0	0	-14
			Technical Fouls: James 2, 5, 13, 21															

## 2023-24 BOXSCORES

## NEBRASKA 84, OREGON STATE 63



Official Basketball Box Score - Final  
Oregon St. at Nebraska  
11/18/23 Sanford Pavilion, Sioux Falls  
2023-24 Men's Basketball

Game Time: 3:00 PM  
Game Duration: 1:56  
Attendance: 2,938

Officials: Kelly Pfeiffer, Rob Kueneman, Nate Harris

Oregon St. - 63

Record: 3-1

NO. Name	Min	FG M-A	3P M-A	FT M-A	Rebounds OR DR TOT	Fouls PF FO	TP	AS	TO	ST	Blocks BS BA	+/-
34 Tyler Bildeau	F 32:53	4-10	0-2	7-7	0 7 7	4 4	15	1	2	1	1	-18
15 Choi Marial	G 05:35	0-1	0-1	0-0	2 1 3	1 0	9	0	0	0	0	-4
0 Jordan Pope	G 35:41	8-12	9-9	6-6	2 1 3	1 5	25	3	0	0	1	-21
1 Christian Wright	G 19:40	2-5	1-2	1-2	0 1 1	3 2	6	2	2	0	0	-4
4 Dexter Akanno	G 14:42	0-7	0-4	0-0	0 1 1	2 2	0	0	0	1	0	-15
24 KC Ikwke	10:34	1-4	0-0	0-0	4 1 5	1 1	2	0	0	0	0	-22
5 Justin Rochelin	13:25	2-8	2-6	2-2	2 1 3	5 1	8	0	0	1	0	2
11 DaJohn Craig	17:37	1-3	0-1	1-2	0 2 2	2 1	3	2	1	0	0	-18
22 Thomas Ndong	11:02	0-0	0-0	0-0	0 1 1	2 2	0	1	0	1	0	0
12 Michael Rataj	09:39	0-3	0-1	0-0	1 1 2	0 0	0	1	0	0	0	-4
3 Gavin Marrs	12:51	1-1	0-0	0-0	1 1 1	1 0	2	0	1	0	0	0
2 Josiah Lake II	13:31	0-0	0-0	2-2	0 1 1	1 1	2	1	0	0	0	1
14 Jayden Stevens	02:50	0-0	0-0	0-0	0 1 1	0 0	0	0	0	0	0	-9
Team					0 2 2		0	0				
Totals		19-54	6-22	19-21	9 22 31	23 19	63	11	9	4	3	-21

Technical Fouls: NONE

Nebraska - 84

Record: 5-0

NO. Name	Min	FG M-A	3P M-A	FT M-A	Rebounds OR DR TOT	Fouls PF FO	TP	AS	TO	ST	Blocks BS BA	+/-
51 Rienk Mast	F 28:53	5-12	0-2	5-6	6 7 13	2 5	15	2	0	0	0	22
53 Josiah Allick	F 24:59	2-6	0-0	4-6	2 2 4	3 5	8	0	1	2	0	17
3 Brice Williams	G 28:21	9-17	3-7	4-4	3 0 3	0 4	25	2	0	2	1	25
10 Jamarques Lawrence	G 22:45	1-3	0-0	1-1	0 5 5	2 1	3	0	0	0	0	14
30 Keisei Tominaga	G 25:09	3-6	2-3	0-0	0 2 2	2 0	8	2	2	2	0	19
4 Juwan Gary	20:58	5-10	1-4	1-2	4 6 10	3 2	12	2	2	1	2	7
0 C.J. Wilcher	12:44	1-2	1-2	0-0	0 0 0	1 3	1	0	0	0	0	0
1 Sam Holberg	11:48	2-4	1-3	0-1	0 0 0	3 1	5	0	1	0	0	6
9 Jarron Coleman	14:50	0-2	0-2	1-2	0 2 2	1 2	1	3	0	1	0	0
11 Eli Rice	02:25	0-1	0-1	0-0	0 0 0	0 0	1	0	0	0	0	-3
21 Matar Diop	02:25	1-1	0-0	0-0	0 2 2	0 1	2	1	0	0	0	0
3 Cale Jacobsen	02:25	1-1	0-0	0-2	0 0 0	2 1	2	0	0	0	0	-3
24 Jeff Grace	01:09	0-0	0-0	0-0	0 0 0	0 0	0	0	0	0	0	-3
35 Henry Burt	01:09	0-0	0-0	0-0	0 0 0	0 0	0	0	0	0	0	-3
Team					2 1 3		0	0				
Totals		30-65	8-24	16-26	17 27 44	19 23	84	16	6	8	3	21

Technical Fouls: NONE

	OSU	NEB
Biggest lead	6 (1 <sup>st</sup> 18:12)	31 (2 <sup>nd</sup> 14:06)
Best Scoring Run	7 (2 <sup>nd</sup> 11:15)	20 (1 <sup>st</sup> 3:21)
Lead Changes	1	
Times Tied	0	
Time with Lead	06:21	33:14

Points from	OSU	NEB
Turnovers	5	14
Paint	16	38
Second Chance	6	22
Fast Breaks	5	21
Bench	17	25

Period by Period Scoring	1st	2nd	TOT
OSU	24	39	63
NEB	44	40	84

## NEBRASKA 85, CAL STATE FULLERTON 72



Official Basketball Box Score - Final  
Cal St. Fullerton at Nebraska  
11/20/23 Pinnacle Bank Arena, Lincoln  
Nebraska vs. Cal State Fullerton

Game Time: 1:01 PM  
Game Duration: 1:51  
Attendance: 14,771

Officials: Bret Smith, Alfred Smith, Jourdan Love

Cal St. Fullerton - 72

Record: 2-4

NO. Name	Min	FG M-A	3P M-A	FT M-A	Rebounds OR DR TOT	Fouls PF FO	TP	AS	TO	ST	Blocks BS BA	+/-
3 Bert Kabamba	F 20:44	0-2	0-0	2-4	6 3 9	3 0	0	2	3	0	0	-13
13 Vincent Lee	F 16:39	3-5	0-0	2-2	1 0 1	0 1	8	0	0	1	2	5
2 Max Jones	G 31:10	10-19	5-7	5-7	0 3 3	1 6	30	1	4	1	0	-8
7 Dominic Brewton	G 31:41	5-16	0-3	0-0	1 4 5	1 1	10	1	2	2	0	-20
21 Grayson Carper	G 36:15	2-8	2-8	0-0	3 4 7	2 0	6	1	1	0	1	-8
24 Kendrick De Luna	12:47	0-2	0-0	0-0	1 0 1	2 0	0	0	0	1	0	-16
0 Jalen Cooper	15:12	1-2	0-0	0-0	1 2 3	3 0	2	1	1	0	0	-5
5 Donovan Oday	27:21	7-13	2-4	0-0	1 2 3	4 0	16	1	2	1	0	0
12 Zachary Visentin	08:11	0-0	0-0	2-0	2 0 2	1 1	0	0	0	0	0	0
Team					3 1 4		0	0				
Totals		28-67	9-22	7-9	15 20 35	17 9	72	9	12	8	5	-13

Technical Fouls: NONE

Nebraska - 85

Record: 7-0

NO. Name	Min	FG M-A	3P M-A	FT M-A	Rebounds OR DR TOT	Fouls PF FO	TP	AS	TO	ST	Blocks BS BA	+/-
51 Rienk Mast	F 28:54	8-12	3-3	0-0	4 5 9	0 1	19	3	2	0	0	10
53 Josiah Allick	F 23:17	1-3	0-1	4-4	1 3 4	0 3	6	1	1	0	1	14
3 Brice Williams	G 29:48	4-9	2-5	4-4	0 2 2	3 4	14	3	1	0	2	12
10 Jamarques Lawrence	G 27:25	4-10	1-5	2-2	1 1 2	1 1	11	6	0	1	0	6
30 Keisei Tominaga	G 25:22	5-5	3-3	4-4	1 3 4	0 4	17	0	1	0	0	15
4 Juwan Gary	24:46	3-10	2-7	5-6	2 4 6	0 4	13	1	0	2	0	6
9 Jarron Coleman	08:31	0-2	0-1	0-0	0 2 2	1 0	0	2	4	0	0	1
0 C.J. Wilcher	16:37	2-6	1-5	0-0	1 2 3	1 0	5	1	0	0	0	-3
1 Sam Holberg	15:20	0-1	0-0	0-0	0 2 2	3 0	0	1	0	0	0	-3
Team					1 1 2		0	0				
Totals		27-58	12-30	19-20	11 25 36	9 17	85	18	9	3	3	5

Technical Fouls: NONE

	CAL	NEB
Biggest lead	3 (1 <sup>st</sup> 18:43)	19 (2 <sup>nd</sup> 4:51)
Best Scoring Run	7 (2 <sup>nd</sup> 2:26)	8 (1 <sup>st</sup> 16:30)
Lead Changes	1	
Times Tied	2	
Time with Lead	01:02	37:07

Points from	CAL	NEB
Turnovers	7	11
Paint	32	28
Second Chance	14	8
Fast Breaks	2	10
Bench	18	18

Period by Period Scoring	1st	2nd	TOT
CAL	36	36	72
NEB	47	38	85

## NEBRASKA 89, DUQUESNE 79



Official Basketball Box Score - Final  
Duquesne at Nebraska  
11/20/23 Pinnacle Bank Arena, Lincoln  
Nebraska vs. Duquesne

Game Time: 7:01 PM  
Game Duration: 2:14  
Attendance: 14,426

Officials: Rob Kueneman, WI Howard, Lewis Garrison

Duquesne - 79

Record: 4-2

NO. Name	Min	FG M-A	3P M-A	FT M-A	Rebounds OR DR TOT	Fouls PF FO	TP	AS	TO	ST	Blocks BS BA	+/-
5 Haili Barrs	F 21:54	1-3	0-0	0-0	1 2 3	2 0	2	0	0	0	3	-11
23 Andrei Savrasov	F 14:05	1-3	1-2	0-0	0 3 3	2 0	1	3	0	0	0	-18
1 Jimmy Clark III	G 24:44	5-13	1-5	4-4	1 3 4	5 2	15	2	1	0	0	-8
3 Dae Dae Grant	G 38:04	7-16	1-8	9-9	1 2 3	1 6	24	3	0	0	0	-7
32 Kareem Rozier	G 30:10	6-10	4-8	0-0	1 0 1	4 0	16	1	1	0	0	-7
3 Hassan Drame	14:22	0-5	0-2	0-0	2 4 6	2 1	0	1	0	0	0	-4
34 Fousseyni Drame	29:33	5-7	1-2	1-2	2 6 8	1 1	12	0	2	0	0	-2
2 David Dixon	11:48	3-3	0-0	1-2	4 2 6	5 1	7	0	0	0	1	0
55 Kalon Nicholls	06:10	0-1	0-0	0-0	0 1 1	1 1	0	0	0	0	0	0
7 Jakub Necas	09:10	0-2	0-2	0-0	1 0 1	1 0	0	1	1	0	0	-7
Team					1 0 1		0	0				
Totals		28-63	8-29	15-17	14 23 37	24 13	79	8	6	1	4	-10

Technical Fouls: Clark III 2<sup>nd</sup> 2:10 Team 2<sup>nd</sup> 0:17

Nebraska - 89

Record: 6-0

NO. Name	Min	FG M-A	3P M-A	FT M-A	Rebounds OR DR TOT	Fouls PF FO	TP	AS	TO	ST	Blocks BS BA	+/-
51 Rienk Mast	F 30:39	2-6	0-2	6-6	2 4 6	3 3	10	3	2	0	1	-5
53 Josiah Allick	F 22:57	3-5	1-1	5-7	2 5 7	0 6	12	5	0	0	1	14
3 Brice Williams	G 30:06	3-6	1-3	4-4	0 1 1	3 4	11	1	0	0	0	0
10 Jamarques Lawrence	G 26:22	2-4	2-4	0-0	0 2 2	1 0	6	3	0	0	0	-2
30 Keisei Tominaga	G 23:15	6-12	2-7	9-10	0 2 2	1 6	23	0	0	0	0	-3
0 C.J. Wilcher	16:17	1-2	0-1	0-0	0 2 2	1 1	2	1	0	1	0	0
1 Sam Holberg	14:43	1-3	1-1	0-0	0 0 0	0 0	3	0	0	0	1	2
4 Juwan Gary	22:03	7-10	2-4	4-4	3 3 5	3 2	20	1	0	0	0	10
9 Jarron Coleman	13:38	1-5	0-1	0-0	1 1 2	1 1	2	4	0	0	0	1
Team					0 2 2		0	0				
Totals		26-53	9-24	28-31	7 22 29	13 23	89	18	2	1	2	4

Technical Fouls: NONE

	DUQ	NEB
Biggest lead	6 (1 <sup>st</sup> 12:37)	17 (2 <sup>nd</sup> 6:57)
Best Scoring Run	10 (2 <sup>nd</sup> 4:31)	13 (2 <sup>nd</sup> 10:22)
Lead Changes	9	
Times Tied	7	
Time with Lead	18:48	18:21

Points from	DUQ	NEB
Turnovers	3	7
Paint	34	32
Second Chance	16	8
Fast Breaks	10	8
Bench	19	27

Period by Period Scoring	1st	2nd	TOT
DUQ	39	40	79
NEB	37	52	89

## NO. 15 CREIGHTON 89, NEBRASKA 60



Official Basketball Box Score - Final  
Creighton at Nebraska  
12/03/23 Pinnacle Bank Arena, Lincoln  
Nebraska vs. Creighton

Game Time: 3:01 PM  
Game Duration: 1:53  
Attendance: 15,838

Officials: Paul Szek, Kelly Pfeiffer, Earl Watson

Creighton - 89

Record: 7-1

NO. Name	Min	FG M-A	3P M-A	FT M-A	Rebounds OR DR TOT	Fouls PF FO	TP	AS	TO	ST	Blocks BS BA	+/-
13 Mason Miller	F 13:53	2-2	2-2	0-0	1 0 1	0 0	6	1	0	0	0	7
11 Ryan Kalkbrenner	G 28:23	4-5	0-0	5-6	5 7 12	2 3	13	1	1	0	3	0
1 Steven Ashworth	G 32:31	3-9	3-7	4-5	0 3 3	2 3	13	2	3	0	0	25
23 Trey Alexander	G 32:29	6-17	1-6	1-0	0 5 5	2 0	13	5	3	2	1	25
55 Baylor Schlemmer	G 32:22	6-19	2-2	9 10	2 2	24	3	0	0	0	19	25
41 Isaac Traudt	G 28:42	2-4	0-2	0-0	2 2 4	4 11	0	0	0	0	0	15
5 Francisco Farabollo	G 28:01	3-4	2-3	0-0	1 2 3	2 0	8	3	3	0	0	25
33 Fredrick King	11:37	3-4	0-0	2 4 6	1 1	6	0	0	0	0	5	7
16 Josiah Dotzler	G 03:58	1-2	0-1	0 0 0	0 0 0	0 0	2	0	0	0	0	0
0 Jensen Green	G 03:27	0-0	0-0	1 0 1	1 0	0	0	0	0	0	2	2
2 Nathaniel Lawson	G 03:27	0-0	0-0	1 1 1	0 0	0	1	0	0	0	2	2
Team				2 0 2	0	0	2					
Totals		32-69	14-40	11-23	14 34 48	14 89	17	12	5	4	1	29



MINNESOTA 76, NEBRASKA 65



Official Basketball Box Score - Final  
Nebraska at Minnesota  
12/09/23 Wilmar Arena, Minneapolis  
2023-24 Men's Basketball

Game Time: 8:00 PM  
Game Duration: 2:06  
Attendance: 6,899

Officials: D.J. Carstensen, Terry Ogelsby, John Floyd

Nebraska - 65

Record: 7-2 (0-1)

NO. Name	Min	FG M-A	3P M-A	FT M-A	Rebounds OR DR TOT	Fouls PF FD	TP	AS	TO	ST	Blocks BS BA	+/-
51 Rienk Mast	F 30:05	2-7	0-2	0-0	2 3 5	3 0	4	3	1	1	0	-11
53 Josiah Allick	F 21:30	1-2	0-0	1-2	0 3 3	0 1	3	1	2	0	0	-7
3 Brice Williams	G 30:28	8-16	1-3	1-2	3 3 6	5 1	18	4	4	3	1	-8
10 Jamarques Lawrence	G 32:56	5-9	3-5	3-4	1 6 7	3 2	16	1	7	1	0	-10
30 Keisei Tominaga	G 24:04	0-5	0-4	4-4	0 0 0	2 1	4	0	1	0	0	-11
0 C.J. Wilcher	18:07	3-6	1-2	2-2	1 2 3	2 2	9	2	1	0	0	2
4 Juwan Gary	30:54	5-7	0-1	1-1	2 2 4	3 1	11	2	2	2	0	-4
1 Sam Holberg	08:28	0-0	0-0	0-0	0 0 0	0 0	0	2	0	0	0	-9
9 Jarron Coleman	03:25	0-1	0-1	0-0	0 0 0	2 0	0	0	0	0	0	4
31 Cale Jacobsen	00:03	0-0	0-0	0-0	0 0 0	1 0	0	0	0	0	0	-1
Team					1 3 4			0	0			
Totals		24-53	5-18	12-15	10 22 32	21 8	65	15	18	7	1 7	-11

Technical Fouls: NONE

Minnesota - 76

Record: 6-3 (1-1)

NO. Name	Min	FG M-A	3P M-A	FT M-A	Rebounds OR DR TOT	Fouls PF FD	TP	AS	TO	ST	Blocks BS BA	+/-
1 Joshua Ola-Joseph	F 22:40	6-8	1-1	2-2	5 0 5	0 1	15	2	2	0	1 0	7
3 Dawson Garcia	F 06:45	0-0	0-0	0-0	0 2 2	0 0	0	0	0	0	0	1
0 Elijah Hawkins	G 34:50	2-4	2-3	6-10	1 5 6	5 6	12	11	4	1	1 0	22
4 Braeden Carrington	G 32:23	4-10	1-4	4-5	1 4 5	3 6	13	2	2	3	1 0	7
24 Cam Christie	G 25:04	3-8	2-7	1-2	0 3 3	1 1	9	1	1	0	1 0	4
21 Pharell Payne	35:19	5-6	0-0	2-6	1 3 4	2 4	12	1	3	1	2 1	11
2 Mike Mitchell Jr.	23:28	5-14	2-8	0-0	0 0 0	1 0	12	0	2	5	0 0	5
5 Isaiah Ihnen	09:29	0-2	0-2	1-2	1 2 3	0 2	1	0	0	0	0 0	-11
23 Parker Fox	10:02	0-1	0-0	2-2	0 0 0	0 1	2	1	2	0	1 0	9
Team					3 1 4			0				
Totals		25-53	8-25	18-29	13 19 32	9 21	76	18	16	10	7 1	11

Technical Fouls: Mitchell Jr. 2<sup>nd</sup> 7:42

	NEB	UMN	Points from Turnovers	NEB	UMN	Period by Period Scoring		
Biggest lead	17 (1 <sup>st</sup> 1:13)	11 (2 <sup>nd</sup> 0:32)	Turnovers	21	24			
Best Scoring Run	9 (1 <sup>st</sup> 3:37)	13 (2 <sup>nd</sup> 13:14)	Paint	32	24		1st	2nd
Lead Changes	9	9	Second Chance	8	14	NEB	39	26
Times Tied	5		Fast Breaks	8	11			65
Time with Lead	19:42	16:55	Bench	20	27	UMN	24	52
							76	

NEBRASKA 77, MICHIGAN STATE 70



Official Basketball Box Score - Final  
Michigan St. at Nebraska  
12/09/23 Pinnacle Bank Arena, Lincoln  
Nebraska vs. Michigan State

Game Time: 5:37 PM  
Game Duration: 2:20  
Attendance: 14,585

Officials: Brian Dorsey, Tim Comer, Brett Smith

Michigan St. - 70

Record: 4-5 (0-2)

NO. Name	Min	FG M-A	3P M-A	FT M-A	Rebounds OR DR TOT	Fouls PF FD	TP	AS	TO	ST	Blocks BS BA	+/-
25 Malik Hall	F 33:51	7-14	1-2	7-7	2 5 7	2 4	22	3	0	1	2 0	-8
22 Mady Sissoko	C 12:59	0-0	0-0	0-0	1 2 3	2 1	0	1	0	0	0 0	-4
2 Tyson Walker	G 35:01	7-18	3-8	0-0	0 4 4	2 2	17	2	2	1	0 0	-7
3 Jaden Atkins	G 28:14	4-7	2-4	0-0	1 3 4	2 0	10	0	1	0	0 0	-7
11 A.J. Hoggard	G 27:56	5-10	1-1	1-2	1 4 5	1 2	12	3	1	2	0 3	-11
15 Carson Cooper	12:01	1-2	0-0	0-0	0 0 0	0 1	2	0	1	0	0 0	0
1 Jeremy Fears Jr.	09:58	0-2	0-0	0-0	0 0 0	0 2	0	2	3	0	0 0	3
5 Tre Holloman	19:21	1-5	1-2	0-0	0 1 1	0 1	3	2	0	0	0 0	1
55 Coen Carr	20:39	2-3	0-0	0-0	1 2 3	0 0	4	1	1	1	0 0	-2
Team					2 2 4			0	0			
Totals		27-61	8-17	8-9	8 23 31	13 11	70	14	9	5	2 4	-7

Technical Fouls: NONE

Nebraska - 77

Record: 8-2 (1-1)

NO. Name	Min	FG M-A	3P M-A	FT M-A	Rebounds OR DR TOT	Fouls PF FD	TP	AS	TO	ST	Blocks BS BA	+/-
4 Juwan Gary	F 35:59	8-11	2-4	2-3	0 3 3	2 3	20	1	1	3	2 0	10
51 Rienk Mast	F 34:25	4-9	0-2	0-0	3 11 14	3 0	8	6	3	0	1 0	8
3 Brice Williams	G 30:02	4-7	1-2	5-6	0 3 3	2 4	14	0	2	0	1 0	9
10 Jamarques Lawrence	G 25:54	1-5	0-1	0-0	0 3 3	2 0	2	4	2	0	0 0	0
30 Keisei Tominaga	G 29:48	5-12	3-7	2-2	0 0 0	1 2	15	1	0	1	0 0	4
0 C.J. Wilcher	15:00	3-5	2-4	2-2	1 1 2	2 0	10	1	0	0	0 0	-3
1 Sam Holberg	16:38	1-4	1-2	2-2	0 3 3	1 1	5	2	0	1	0 2	8
21 Matar Diop	05:35	0-0	0-0	0-0	0 0 0	0 1	0	1	0	0	0 0	-1
11 Eli Rice	06:39	1-1	1-1	0-0	0 0 0	0 0	3	0	0	0	0 0	0
Team					1 2 3			0	1			
Totals		27-54	10-23	13-15	5 26 31	11 13	77	16	9	5	4 2	7

Technical Fouls: NONE

Biggest lead	7 (1 <sup>st</sup> 12:19)	7 (2 <sup>nd</sup> 0:25)	Points from Turnovers		MSU	NEB	Period by Period Scoring			
Best Scoring Run	7 (1 <sup>st</sup> 12:19)	8 (1 <sup>st</sup> 10:23)	Paint		28	30				
Lead Changes	15		Second Chance		8	4				
Times Tied	6		Fast Breaks		5	8				
Time with Lead	17:33	17:55	Bench		9	18				
							MSU	34	36	70
							NEB	31	46	77

NEBRASKA 62, KANSAS STATE 46



Official Basketball Box Score - Final  
Nebraska at Kansas St.  
12/17/23 Bramlage Coliseum, Manhattan  
2023-24 Men's Basketball

Game Time: 2:01 PM  
Game Duration: 1:57  
Attendance: 10,206

Officials: Kipp Kissinger, Paul Selez, Marques Pettigrew

Nebraska - 62

Record: 9-2

NO. Name	Min	FG M-A	3P M-A	FT M-A	Rebounds OR DR TOT	Fouls PF FD	TP	AS	TO	ST	Blocks BS BA	+/-
4 Juwan Gary	F 30:39	6-16	1-2	0-0	11 7 18	3 0	13	1	3	0	1 2	17
51 Rienk Mast	F 36:23	8-15	3-4	0-1	4 8 12	1 2	19	3	3	0	0 3	18
3 Brice Williams	G 31:59	4-12	2-7	0-1	1 8 9	3 1	10	2	0	2	2 12	
10 Jamarques Lawrence	G 24:23	1-6	0-3	0-0	1 3 4	2 1	2	2	4	0	0 1	13
30 Keisei Tominaga	G 26:30	3-11	3-9	0-0	1 2 3	2 2	9	4	0	5	0 1	20
53 Josiah Allick	10:50	1-2	0-0	1-2	0 0 0	0 3	3	0	0	0	0 0	-3
1 Sam Holberg	25:33	1-3	1-2	0-0	0 0 0	1 1	0	3	2	0	0 0	8
0 C.J. Wilcher	08:15	0-4	0-2	0-0	1 2 3	1 1	0	0	1	0	1 0	-6
11 Eli Rice	05:28	1-3	1-2	0-0	0 0 0	1 1	1	0	0	0	0 0	1
Team					3 2 5			0	1			
Totals		25-72	11-31	1-4	22 35 57	17 11	62	14	14	7	4 9	16

Technical Fouls: NONE

Kansas St. - 46

Record: 8-3

NO. Name	Min	FG M-A	3P M-A	FT M-A	Rebounds OR DR TOT	Fouls PF FD	TP	AS	TO	ST	Blocks BS BA	+/-
1 David N'Guessan	F 30:14	2-6	0-2	0-2	3 3 6	3 2	4	0	1	3	0 1	-7
24 Arthur Kaluma	F 37:06	2-10	0-5	4-7	1 4 5	1 7	8	0	3	1	0 1	-14
13 Will McNair Jr.	C 21:23	0-5	0-1	0-0	1 5 6	1 0	0	1	1	1	4 0	-21
2 Tyler Perry	G 35:59	3-11	3-10	2-2	0 2 2	3 2	11	6	2	0	1 0	-15
5 Cam Carter	G 36:59	4-17	1-8	3-4	0 2 2	3 12	2	2	0	3	2	-22
4 Dai Dai Ames	16:48	2-5	0-2	0-1	1 0 1	0 1	4	1	3	0	0 0	-2
8 RJ Jones	04:59	0-2	0-2	0-0	0 0 0	0 0	0	1	0	0	0 0	4
23 Macaleab Rich	16:32	3-4	0-0	1-2	4 5 9	1 2	7	0	0	1	1 0	-3
Team					3 6 9			0	0			
Totals		16-60	4-30	10-18	13 27 40	11 17	46	11	12	6	9 4	-16

Technical Fouls: NONE

Best Scoring Run	12 (2 <sup>nd</sup> 5:34)	9 (1 <sup>st</sup> 3:12)	Paint	28	22	NU	31	31	62
Lead Changes	13		Second Chance	16	12				
Times Tied	2		Fast Breaks	7	3				
Time with Lead	25:59	11:43	Bench	9	11				
						KState	34	12	46

NEBRASKA 83, NORTH DAKOTA 75



Official Basketball Box Score - Final  
North Dakota at Nebraska  
12/20/23 Pinnacle Bank Arena, Lincoln  
Nebraska vs. North Dakota

Game Time: 6:31 PM  
Game Duration: 1:35  
Attendance: 13,397

Officials: Brian McRut, Keith Patterson, Chad Barlow

North Dakota - 75

Record: 8-5

NO. Name	Min	FG M-A	3P M-A	FT M-A	Rebounds OR DR TOT	Fouls PF FD	TP	AS	TO	ST	Blocks BS BA	+/-
10 Tsotne Tsartsidze	F 25:56	1-4	1-4	0-0	4 2 6	2 1	3	1	2	0	1 0	-9
15 Brady Danielson	F 16:46	2-6	0-3	2-2	0 0 0	2 1	6	0	1	0	0 0	1
20 B.J. Omet	F 32:21	7-16	2-5	5-9	3 5 8	2 5	21	1	1	1	0 0	-8
3 Amar Kuluhovic	C 17:14	1-3	0-0	2-2	1 0 1	0 1	4	0	2	0	0 0	-13
52 Treysen Eaglestaff	G 28:56	5-14	3-10	0-0	1 2 3	1 0	13	1	1	2	0 0	-15
4 Tyreee Iheracho	28:09	8-17	5-9	1-2	1 4 5	3 1	22	2	1	2	0 0	2
1 Elijah Brooks	16:50	2-2	0-0	0-0	1 3 4	0 0	4	1	0	0	0 0	1
2 Eli King	20:31	0-5	0-1	2-2	2 2 4	3 2	2	4	2	1	0 0	-5
12 Brian Mathews	10:53	0-0	0-0	0-0	2 1 3	1 0	0	1	0	0	0 0	2
5 Deng Mayar	02:24	0-0	0-0	0-0	0 1 1	0 0	0	0	0	0	0 0	4
Team					4 3 7			0	1			
Totals		26-67	11-32	12-17	19 23 42	14 11	75	11	11	6	2 0	-8

## 2023-24 BOXSCORES

## NEBRASKA 91, SOUTH CAROLINA STATE 62



Official Basketball Box Score - Final  
**South Carolina St. at Nebraska**  
12/29/24 Pinnacle Bank Arena, Lincoln  
2023-24 Men's Basketball

Game Time: 6:31 PM  
Game Duration: 2:01  
Attendance: 14,987

Officials: Bret Smith, Rob Kuennen, Steve McClunkins

South Carolina St. - 62

Record: 4-11

NO. Name	Min	FG M-A	3P M-A	FT M-A	Rebounds OR DR TOT	Fouls PF FD	TP	AS	TO	ST	Blocks BS BA	+/-
1 Caleb McCarty	F 16:18	0-2	0-0	0-2	2 4 6	4 1	0	0	1	0	1 1	-30
13 Drayton Jones	F 18:46	0-3	0-0	2-4	1 1 2	3 2	2	0	0	1	0 1	-16
00 Omar Croskey	G 18:20	2-9	0-1	2-2	2 1 3	2 3	6	0	0	2	0 2	-21
12 Mitchell Taylor	G 21:21	3-7	0-0	0-0	0 3 3	3 0	6	2	4	0	0 0	-2
24 Shamon Alston	G 15:48	0-4	0-1	2-2	0 2 2	0 3	2	1	3	1	1 0	-6
2 Jordan Simpson	15:42	7-11	1-1	2-2	1 2 3	3 3	17	1	1	2	0 0	10
3 Michael Teal	20:58	4-9	2-6	1-1	1 1 2	0 2	11	0	4	1	0 0	-32
55 Davion Everett	09:48	3-6	0-1	0-0	2 6 8	1 0	6	0	2	0	0 0	-17
42 Dallas James	09:15	1-1	0-0	0-0	0 0 0	1 0	2	0	0	0	1 0	4
1 Aliba Taylor	11:40	0-6	0-1	0-0	0 0 0	1 0	0	1	1	1	0 2	-15
11 Wilson Dubinsky	21:54	0-9	0-7	0-0	0 0 0	1 1	0	2	2	1	0 1	-19
5 Raquan Brown	20:10	3-7	2-5	2-2	2 5 7	3 2	10	2	0	0	0 0	-1
Team					2 2 4	0	0	1				
Totals		23-74	5-23	11-15	13 27 40	21 18	62	9	19	9	3 7	-29

Technical Fouls:Team 2<sup>nd</sup> 9:10

Nebraska - 91

Record: 11-2

NO. Name	Min	FG M-A	3P M-A	FT M-A	Rebounds OR DR TOT	Fouls PF FD	TP	AS	TO	ST	Blocks BS BA	+/-
4 Juwan Gary	F 15:42	1-3	0-2	3-4	2 1 3	0 2	5	4	0	1	4 0	24
53 Josiah Alick	F 18:35	4-4	0-0	2-2	1 6 7	1 2	10	4	1	2	1 0	30
3 Brice Williams	G 20:08	5-10	1-4	5-5	0 7 7	2 4	16	1	3	0	2 0	27
10 Jamarques Lawrence	G 12:51	2-5	1-2	3-4	0 3 3	3 2	8	1	4	0	0 0	19
30 Keisel Tominaga	G 16:26	2-5	1-3	0-0	1 4 5	1 0	5	1	0	3	0 1	27
1 Sam Holberg	G 16:34	2-6	0-2	1-2	3 4 7	1 3	5	3	2	2	0 1	14
0 C.J. Wilcher	18:31	7-9	2-4	2-2	0 2 2	0 1	18	0	2	3	0 0	24
11 Eli Rice	24:18	2-8	2-6	4-6	0 2 2	4 4	10	1	0	2	0 1	5
21 Matar Diop	20:20	0-1	0-0	0-3	1 3 4	3 2	0	0	1	2	0 0	-4
9 Jarron Coleman	19:30	3-7	2-5	0-0	0 0 0	1 1	8	6	1	0	0 0	4
31 Cale Jacobsen	13:13	1-3	0-2	2-2	0 2 2	0 1	4	1	1	0	0 0	-12
24 Jeff Grace	03:52	0-0	0-0	2-2	1 0 1	0 1	2	0	0	0	0 0	-13
Team					1 6 7	0	0	0				
Totals		29-61	9-30	24-32	10 40 50	18 21	91	22	20	16	7 3	29

Technical Fouls:NONE

	SCS	NEB
Biggest lead	0 (1 <sup>st</sup> 20:00)	49 (2 <sup>nd</sup> 8:39)
Best Scoring Run	10 (2 <sup>nd</sup> 2:21)	12 (1 <sup>st</sup> 14:21)
Lead Changes	0	
Times Tied	0	
Time with Lead	00:00	39:40

Points from Turnovers	SCS	NEB
Turnovers	13	19
Paint	26	34
Second Chance	9	8
Fast Breaks	12	23
Bench	46	47
Period by Period Scoring	SCS	NEB
1st	11	51
2nd	51	62
TOT	62	91

## NEBRASKA 86, INDIANA 70

Official Basketball Box Score - Final  
**Indiana at Nebraska**  
01/03/24 Pinnacle Bank Arena, Lincoln  
Nebraska vs. Indiana

Game Time: 8:07 PM  
Game Duration: 2:03  
Attendance: 13,446

Officials: Terry Oglesby, Keith Kithin, Kelly Pfeifer

Indiana - 70

Record: 10-4 (2-1)

NO. Name	Min	FG M-A	3P M-A	FT M-A	Rebounds OR DR TOT	Fouls PF FD	TP	AS	TO	ST	Blocks BS BA	+/-
21 Mackenzie Mgbako	F 20:28	2-8	2-4	0-0	0 1 1	3 1	6	3	1	0	0 0	-9
1 Ke'el Ware	C 33:36	9-12	0-1	2-4	4 6 10	3 2	20	2	4	2	2 0	-15
0 Xavier Johnson	G 14:31	0-3	0-0	0-0	1 1 2	3 2	0	3	4	1	0 0	-15
32 Trey Galloway	G 30:40	4-10	2-6	0-0	0 1 1	1 1	10	2	3	1	0 0	-10
2 Gabe Cupps	26:06	2-3	1-2	0-0	0 5 5	2 1	5	3	0	0	0 0	-1
10 Kaleb Banks	10:28	0-0	0-0	1-2	0 2 2	2 1	1	0	1	0	0 0	-7
4 Anthony Walker	16:59	1-2	0-0	6-8	1 0 1	1 5	8	1	2	0	0 0	-18
3 Anthony Leal	11:50	1-1	1-1	0-1	0 3 3	0 2	3	0	0	0	0 0	-7
11 C.J. Gunn	05:57	1-3	1-1	0-0	0 0 0	2 0	3	0	0	1	0 0	1
Team					2 3 5	0	0	0				
Totals		24-51	9-18	13-19	9 27 36	19 20	70	19	19	5	2 0	-16

Technical Fouls: NONE

Nebraska - 86

Record: 12-2 (2-1)

NO. Name	Min	FG M-A	3P M-A	FT M-A	Rebounds OR DR TOT	Fouls PF FD	TP	AS	TO	ST	Blocks BS BA	+/-
4 Juwan Gary	F 20:32	2-7	0-2	0-0	2 0 2	4 0	4	2	0	1	0 1	7
51 Rienk Mast	F 29:47	3-10	0-3	3-4	0 3 3	3 2	9	3	2	1	0 1	17
3 Brice Williams	G 23:32	5-10	3-4	2-3	3 3 6	2 3	15	1	3	4	0 0	7
10 Jamarques Lawrence	G 30:36	4-8	2-6	2-2	0 3 3	3 3	12	3	1	4	0 0	19
30 Keisel Tominaga	G 26:46	9-15	4-10	6-7	0 1 1	1 4	28	1	0	0	0 0	13
53 Josiah Alick	28:43	0-0	0-0	2-5	1 7 8	3 5	2	2	1	2	0 0	7
1 Sam Holberg	22:53	1-3	0-1	3-3	0 0 0	3 1	5	4	1	1	0 0	4
0 C.J. Wilcher	13:45	3-6	3-6	2-2	1 1 2	1 1	11	0	0	2	0 0	2
11 Eli Rice	03:26	0-0	0-0	0-0	0 1 1	0 0	0	0	0	0	0 0	4
Team					2 1 3	0	0	0				
Totals		27-59	12-32	20-26	9 20 29	19	86	16	8	15	0 2	16

Technical Fouls: NONE

	IND	NEB
Biggest lead	5 (1 <sup>st</sup> 17:27)	22 (2 <sup>nd</sup> 6:23)
Best Scoring Run	6 (2 <sup>nd</sup> 4:04)	9 (2 <sup>nd</sup> 6:59)
Lead Changes	3	
Times Tied	5	
Time with Lead	03:50	33:32

Points from Turnovers	IND	NEB
Turnovers	6	27
Paint	26	24
Second Chance	10	11
Fast Breaks	1	10
Bench	20	18
Period by Period Scoring	IND	NEB
1st	33	37
2nd	37	70
TOT	70	86

## NO. 21 WISCONSIN 88, NEBRASKA 72



Official Basketball Box Score - Final  
**Nebraska at Wisconsin**  
01/06/24 Kohl Center, Madison  
2023-24 Men's Basketball

Game Time: 1:15 PM  
Game Duration: 1:52  
Attendance: 15,055

Officials: D.J. Carstensen, Earl Walton, Courtney Green

Nebraska - 72

Record: 12-3 (2-2)

NO. Name	Min	FG M-A	3P M-A	FT M-A	Rebounds OR DR TOT	Fouls PF FD	TP	AS	TO	ST	Blocks BS BA	+/-
4 Juwan Gary	F 17:50	4-5	0-1	0-0	0 0 0	4 0	8	0	0	0	1 0	-11
51 Rienk Mast	F 32:06	6-14	2-7	2-4	1 5 6	1 5	16	2	0	1	1 0	-17
3 Brice Williams	G 31:48	3-9	1-3	3-3	0 4 4	1 3	10	6	1	0	0 0	-10
10 Jamarques Lawrence	G 16:35	1-3	1-2	0-0	0 2 2	3 0	3	0	3	1	0 0	-15
30 Keisel Tominaga	G 31:51	7-10	3-6	0-0	0 0 0	1 1	17	2	2	0	0 0	-8
1 Sam Holberg	19:52	1-4	1-2	2-2	0 6 6	2 2	5	2	1	0	0 0	-4
53 Josiah Alick	22:30	1-3	1-1	1-2	3 5 6	1 5	4	2	2	0	0 0	-14
0 C.J. Wilcher	16:33	2-4	2-3	0-0	0 1 1	2 0	6	0	3	1	1 0	-11
11 Eli Rice	08:25	1-1	1-1	0-0	0 1 1	1 0	3	0	3	1	0 0	0
21 Matar Diop	01:15	0-0	0-0	0-0	0 0 0	0 0	0	0	0	0	0 0	5
31 Cale Jacobsen	01:15	0-0	0-0	0-0	0 0 0	0 0	0	1	0	0	0 0	5
Team					0 1 1	0	0	0				
Totals		26-53	12-26	8-11	3 23 26	16 13	72	16	12	4	4 0	-16

Technical Fouls:NONE

Wisconsin - 88

Record: 11-3 (3-0)

NO. Name	Min	FG M-A	3P M-A	FT M-A	Rebounds OR DR TOT	Fouls PF FD	TP	AS	TO	ST	Blocks BS BA	+/-
5 Tyler Wahl	F 31:02	6-10	1-1	4-6	4 4 8	2 5	17	4	1	1	2 0	23
22 Steven Crowl	F 30:08	4-5	1-2	0-0	1 6 7	1 1	9	4	1	0	0 0	10
2 AJ Storr	G 19:59	3-8	1-3	3-5	2 3 5	1 3	10	3	2	1	0 0	7
11 Max Klemit	G 25:27	1-2	1-2	0-0	0 3 3	2 2	3	0	1	0	0 0	5
23 Chucky Hepburn	G 32:51	5-8	3-5	0-0	0 2 2	1 0	13	6	1	3	1 0	10
14 Carter Gilmore	06:52	1-1	0-0	0-0	0 0 0	1 0	2	1	0	0	0 0	-4
25 John Blackwell	18:46	5-8	1-2	1-1	0 3 3	0 1	12	0	2	0	0 0	14
3 Connor Essogian	12:27	4-9	0-0	0 1 1	0 2 2	12	0	0	0	0	0 0	14
4 Kamari McGee	05:54	2-2	1-1	0-0	0 1 1	2 0	5	0	0	1	0 0	11
31 Nolan Winter	08:37	2-5	0-2	1-1	0 0 1	1 2	5	0	0	0	0 0	11
10 Isaac Lindsey	02:06	0-1	0-1	0-0	0 0 0	0 0	0	0	0	0	0 0	-3
12 Markus Ilver	02:06	0-0	0-0	0-0	0 0 0	0 0	0	0	0	0	0 0	-3
12 Luke Haertle	01:15	0-1	0-0	0-0	0 0 0	0 0	0	0	0	0	0 1	-5
15 Isaac Gard	01:15	0-0	0-0	0-0	0 0 0	0 1	0	0	0	0	0 0	-5
21 Chris Hodges	01:15	0-0	0-0	0-0	0 0 0	0 0	0	0	0	0	0 0	-5
Team					0 1 1	0	0	0				
Totals		33-60	13-26	9-13	7 25 32	13 16	88	18	8	6	0 4	16

Technical Fouls:NONE

	NEB	WIS
Biggest lead	0 (1 <sup>st</sup> 20:00)	21 (2 <sup>nd</sup> 1:40)
Best Scoring Run	7 (2 <sup>nd</sup> 11:30)	8 (1 <sup>st</sup> 11:00)
Lead Changes	0	
Times Tied	2	
Time with Lead	00:00	38:26
Points from Turnovers	NEB	WIS
Turnovers	12	17
Paint	18	36
Second Chance	6	7
Fast Breaks	11	4
Bench	18	36
Period by Period Scoring	NEB	WIS
1st	38	34
2nd	34	72
TOT	72	88

## NEBRASKA 88, NO. 1 PURDUE 72



Official Basketball Box Score - Final  
**Purdue at Nebraska**  
01/09/24 Pinnacle Bank Arena, Lincoln  
Nebraska vs. Purdue

Game Time: 8:02 PM  
Game Duration: 2

IOWA 94, NEBRASKA 76



Official Basketball Box Score - Final  
**Nebraska at Iowa**  
01/12/24 Carver-Hawkeye Arena, Iowa City, Iowa  
2023-24 Men's Basketball

Game Time: 8:37 PM  
Game Duration: 1:46  
Attendance: 9,670

Officials: Ronald Groover, Kipp Kissinger, Doug Simons

Nebraska - 76

Record: 13-4 (3-3)

NO. Name		Min	FG M-A	3P M-A	FT M-A	Rebounds OR DR TOT	Fouls PF FO	TP	AS	TO	ST	Blocks BS BA	+/-
4 Juwan Gary	F	13:41	3-8	0-3	3-4	2 3 5	4 2	9	0	0	0	1 0	-13
51 Rienk Mast	F	27:39	6-9	1-2	1-1	1 4 5	1 2	14	2	1	1	0	-29
3 Brice Williams	G	30:20	3-11	0-6	0-0	0 4 4	2 0	6	2	2	1	0	-31
10 Jamarques Lawrence	G	09:31	0-2	0-2	0-0	0 1 1	2 1	0	1	0	0	0	0
30 Keisei Tominaga	G	30:55	6-10	1-5	0-0	0 0 0	2 1	13	1	3	0	0	-10
1 Sam Holberg		25:07	1-5	0-2	0-0	0 6 6	1 0	2	4	2	2	0	-17
53 Josiah Allick		20:44	5-6	0-0	4-6	3 2 5	1 5	14	1	0	1	0	-3
0 C.J. Wilcher		19:01	1-4	1-3	2-2	1 3 4	1 1	5	2	0	0	0	-1
11 Eli Rice		18:46	4-7	1-3	2-2	1 3 4	0 1	11	1	0	0	0	2
21 Matar Diop		02:08	1-1	0-0	0-0	0 0 0	0 0	2	0	0	0	0	3
31 Cale Jacobsen		02:08	0-0	0-0	0-0	0 0 0	0 0	0	0	0	0	0	3
Team						0 0 0		0	0	0			
Totals			30-63	4-26	12-15	8 26 34	14 13	76	14	8	5	1 0	-18

Technical Fouls: NONE

Shooting By Period	
1 <sup>st</sup> FG%	16-32 50.0%
3PT%	1-10 10.0%
FT%	3-5 60%
2 <sup>nd</sup> FG%	14-31 45.2%
3PT%	3-16 18.8%
FT%	9-10 90%
GM FG%	30-63 47.6%
3PT%	4-26 15.4%
FT%	12-15 80.0%

Dead Ball Rebounds: 1, 0

Iowa - 94

Record: 10-6 (2-3)

NO. Name	Min	FG M-A	3P M-A	FT M-A	Rebounds OR DR TOT	Fouls PF FO	TP	AS	TO	ST	Blocks BS BA	+/-	
22 Patrick McCaffery	F 24:49	4-7	1-4	3-4	1 4 5	1 3	12	2	2	1	0	0	19
23 Ben Krikke	F 22:10	5-7	2-2	0-0	2 1 3	4 2	12	2	0	0	0	0	16
32 Owen Freeman	F 32:18	11-13	0-0	0-2	2 8 10	1 2	22	2	0	0	1	0	18
11 Tony Perkins	G 37:17	3-12	2-8	3-3	1 1 2	3 3	11	15	2	1	0	0	24
20 Payton Sandfort	G 35:22	6-15	5-12	2-2	1 9 10	1 2	19	5	1	0	0	0	21
4 Josh Dix	27:01	5-8	5-7	1-2	2 0 2	0 0	1	16	2	0	2	0	7
13 Ladi Dembele	04:26	0-0	0-0	0-0	0 0 0	2 0	0	0	1	0	0	0	-7
5 Dasonte Bowen	02:43	0-1	0-1	0-0	0 0 0	0 0	0	0	0	0	0	0	-6
2 Brock Harding	10:38	1-4	0-1	0-1	0 0 0	0 0	1	2	2	0	0	0	-3
0 Even Brauns	03:16	0-0	0-0	0-0	0 2 2	1 0	0	0	0	0	0	0	1
					0 2 2			0	0				
Totals		35-67	15-35	9-14	9 27 36	13 14	94	30	6	5	0	1	18

Technical Fouls: NONE

Shooting By Period	
1 <sup>st</sup> FG%	16-35 45.7%
3PT%	7-20 35.0%
FT%	2-3 66.7%
2 <sup>nd</sup> FG%	19-32 59.4%
3PT%	8-15 53.3%
FT%	7-11 63.6%
GM FG%	35-67 52.2%
3PT%	15-35 42.9%
FT%	9-14 64.3%

Dead Ball Rebounds: 2, 0

	NEB	IOWA
Biggest lead	1 (2 <sup>nd</sup> 17:13)	21 (2 <sup>nd</sup> 2:21)
Best Scoring Run	6 (1 <sup>st</sup> 13:08)	15 (1 <sup>st</sup> 14:26)
Lead Changes	4	
Times Tied	3	
Time with Lead	00:22	36:24

Points from	NEB	IOWA	Period by Period Scoring			
Turnovers	7	8		1st	2nd	TOT
Paint	46	32	NEB	36	40	76
Second Chance	10	12		IOWA	41	53
Fast Breaks	6	16				
Bench	34	18				

RUTGERS 87, NEBRASKA 82 (OT)



Official Basketball Box Score - Final  
**Nebraska at Rutgers**  
01/17/24 Jersey Mike's Arena, Piscataway  
2023-24 Men's Basketball

Game Time: 7:00 PM  
Game Duration: 3:38  
Attendance: 8,000

Officials: Eric Curry, Rob Riley, Kelly Plesher

Nebraska - 82

Record: 13-5 (3-4)

NO. Name	Min	FG M-A	3P M-A	FT M-A	OR Reb	DR Reb	Fouls PF FO	TP	AS	TO	ST	Blocks BS BA	+		
4 Juwan Gary	F 22:32	4-8	1-3	0-0	3	3	6	0	9	0	0	1	1	1	
51 Rienk Mast	F 36:15	2-12	0-3	0-1	3	5	8	5	2	4	2	2	2	1	
3 Brice Williams	G 39:12	6-13	4-8	6-8	0	6	6	4	4	22	2	3	0	1	
10 Jamarques Lawrence	G 34:03	2-8	0-5	3-3	0	6	6	3	7	5	2	0	0	0	
30 Keisei Tominaga	G 32:45	5-14	4-8	2-2	0	1	1	2	2	16	0	0	2	0	
0 C.J. Wilcher	18:28	3-6	2-5	4-4	0	2	2	3	2	12	2	3	0	1	
1 Sam Holberg	18:58	2-2	2-2	0-0	0	1	1	2	1	6	1	2	0	0	
53 Josiah Allick	20:05	1-3	0-1	3-4	1	4	5	5	3	5	0	1	0	3	
11 Eli Rice	02:13	0-0	0-0	1-2	0	1	1	0	0	1	0	0	0	0	
21 Matar Diop	00:27	0-0	0-0	0-0	0	0	0	0	0	1	0	0	0	0	
31 Cale Jacobsen	00:02	0-0	0-0	0-0	0	0	0	0	0	0	0	0	0	0	
Team					4	2	6	0	0	0	0	0	0	0	
Totals		25-66	13-35	19-24	11	31	42	24	17	82	13	13	8	6	5

Technical Fouls: NONE

Shooting By Period	
1 <sup>st</sup> FG%	13-31 41.9%
3PT%	5-14 35.7%
FT%	5-7 71.4%
2 <sup>nd</sup> FG%	8-25 32.0%
3PT%	5-16 31.3%
FT%	12-15 80%
OT FG%	4-10 40.0%
3PT%	3-5 60.0%
FT%	2-2 100%
GM FG%	25-66 37.9%
3PT%	13-35 37.1%
FT%	19-24 79.2%

Dead Ball Rebounds: 4, 1

Rutgers - 87

Record: 10-7 (2-4)

NO. Name	Min	FG M-A	3P M-A	FT M-A	Rebounds OR DR TOT	Fouls PF FO	TP	AS	TO	ST	Blocks BS BA	+	
3 Mawot Mag	F 38:48	7-14	1-5	1-2	2 3 5	2 1	16	1	2	2	1	1	12
5 Aundre Hyatt	F 30:12	5-15	4-11	3-4	2 2 4	3 3	17	2	1	1	0	0	5
11 Clifford Omoruyi	C 31:18	6-11	0-0	2-7	6 9 15	3 7	14	0	3	0	4	1	-5
0 Derek Simpson	G 35:22	3-13	2-6	6-7	3 5 8	1 6	14	8	1	1	0	1	17
24 Austin Williams	G 35:09	5-11	1-2	0-6	3 3 6	3 4	11	2	2	1	0	2	15
9 Oskar Palmquist	04:19	0-1	0-1	0-0	0 0 0	1 0	0	0	0	0	0	0	-9
1 Jamichael Davis	09:20	0-1	0-0	0-0	2 2 2	1 0	0	0	0	0	0	0	-10
2 Noah Fernandes	19:28	2-6	1-2	2-2	1 1 2	1 1	7	2	0	1	1	0	-8
13 Antwone Woolfolk	13:42	0-1	0-0	2-2	3 1 4	2 1	2	1	2	0	0	0	10
10 Gavin Griffiths	07:22	2-5	2-2	0-0	0 0 0	0 1	6	0	1	0	0	0	-2
Team					5 5 10	0	0	1	0	0	0	0	
Totals		30-78	11-29	16-30	25 31 56	18 24	87	16	13	6	5	6	5

Technical Fouls: Coach 2<sup>nd</sup> 15:39

	NEB	RUT
Biggest lead	12 (1 <sup>st</sup> 8:51)	5 (1 <sup>st</sup> OT 2:19)
Best Scoring Run	10 (1 <sup>st</sup> 12:42)	9 (1 <sup>st</sup> 2:49)
Lead Changes	14	
Times Tied	7	
Time with Lead	30:40	10:39

Points from	NEB	RUT	Period by Period Scoring				
Turnovers	16	17	1st	2nd	OT1	TOT	
Paint	24	34	NEB	36	33	13	82
Second Chance	11	20	RUT	36	33	18	87
Fast Breaks	8	7					
Bench	24	15					

NEBRASKA 75, NORTHWESTERN 69



Official Basketball Box Score - Final  
**Northwestern at Nebraska**  
01/20/24 Pinnacle Bank Arena, Lincoln  
2023-24 Men's Basketball

Game Time: 1:16 PM  
Game Duration: 2:00  
Attendance: 14,977

Officials: Earl Watson, John Floyd, Andy O'Brien

Northwestern - 69

Record: 13-5 (4-3)

NO. Name	Min	FG M-A	3P M-A	FT M-A	Rebounds OR DR TOT	Fouls PF FO	TP	AS	TO	ST	Blocks BS BA	+-	
33 Luke Hunger	F 12:46	0-1	0-0	0-0	2 0 2	1 3	0	0	1	1	0	0	-8
0 Boo Buie	G 37:26	2-15	1-6	4-5	0 0 0	2 4	9	7	2	2	0	0	1
3 Ty Berry	G 28:23	2-10	2-8	0-0	1 2 3	1 0	6	1	1	0	0	0	-13
5 Ryan Langborg	G 37:53	5-14	4-10	1-2	3 2 5	3 1	15	2	1	4	1	1	-5
13 Brooks Barnhizer	G 37:01	9-15	2-5	4-4	1 6 7	4 4	24	4	1	4	2	1	-4
34 Matthew Nicholson	27:14	4-4	0-0	1-4	2 5 3	3 3	9	2	0	1	2	0	2
2 Nick Martinelli	17:29	2-4	1-2	1-2	2 2 4	0 1	6	1	1	1	0	1	-1
11 Jordan Clayton	01:48	0-0	0-0	0-0	0 0 0	0 0	0	0	0	0	0	0	-2
Team					0 0 0	0	0	0	0	0	0	0	
Totals		24-63	10-31	11-17	11 15 26	14 16	69	17	7	13	5	3	-6

Technical Fouls: NONE

Shooting By Period	
1 <sup>st</sup> FG%	12-29 41.4%
3PT%	7-15 46.7%
FT%	4-9 44.4%
2 <sup>nd</sup> FG%	12-34 35.3%
3PT%	3-16 18.8%
FT%	7-8 87.5%
GM FG%	24-63 38.1%
3PT%	10-31 32.3%
FT%	11-17 64.7%

Dead Ball Rebounds: 2, 0

Nebraska - 75

Record: 14-5 (4-4)

NO. Name	Min	FG M-A	3P M-A	FT M-A	Rebounds OR DR TOT	Fouls PF FO	TP	AS	TO	ST	Blocks BS BA	+/-
51 Rienk Mast	F 32:04	4-11	0-1	0-0	2 6 8	1 0	8	6	5	0	1	2
53 Josiah Allick	F 24:31	4-5	0-0	7-8	2 3 5	2 6	15	2	1	0	0	0
3 Brice Williams	G 31:24	4-6	1-2	3-5	0 4 4	3 3	12	2	3	0	0	9
10 Jamarques Lawrence	G 28:10	4-5	2-2	0-0	0 5 5	3 1	10	3	4	2	0	8
30 Keisei Tominaga	G 27:21	5-11	2-4	2-2	1 5 6	1 1	14	0	1	1	0	1
0 C.J. Wilcher	26:13	4-8	2-4	0-0	1 1 1	3 0	10	1	3	2	0	7
1 Sam Holberg	21:52	1-1	0-0	0-1	0 5 6	1 1	2	3	0	0	0	0
11 Eli Rice	08:26	0-0	0-0	4-4	0 1 1	2 2	4	1	0	0	2	0
Team					2 2 4	0	0	1	0	0	0	0
Totals		26-47	7-13	16-20	8 32 40	16 14	75	18	18	5	3 5	6

Technical Fouls: NONE

Shooting By Period		
1 <sup>st</sup>	FG%	16-23 69.6%
	3PT%	3-7 42.9%
	FT%	4-5 80%
2 <sup>nd</sup>	FG%	10-24 41.7%
	3PT%	4-6 66.7%
	FT%	12-15 80%
GM	FG%	26-47 55.3%
	3PT%	7-13 53.8%
	FT%	16-20 80.0%

Dead Ball Rebounds: 2, 0

## 2023-24 BOXSCORES

## MARYLAND 73, NEBRASKA 51



Official Basketball Box Score - Final  
**Nebraska at Maryland**  
01/27/24 KFINITY Center, College Park  
2023-24 Men's Basketball

Game Time: 12:00 PM  
Game Duration: 1:55  
Attendance: 15,481

Officials: Kelly Pfeifer, Rob Kuennen, Delore Carr

Nebraska - 51

Record: 15-6 (5-5)

NO. Name	Min	FG M-A	3P M-A	FT M-A	Rebounds OR DR TOT	Fouls PF FO	TP	AS	TO	ST	Blocks BS BA	+/-
51 Rlenk Mast	F 31:39	2-5	1-2	0-0	1 5 6	3 0 5	3	3	1	1	1	9
53 Josiah Allick	F 25:14	0-2	0-0	3-6	1 3 4	3 3 3	2	1	0	1	1	-16
3 Brice Williams	G 28:03	2-7	2-3	3-4	0 3 3	3 3 9	1	2	2	1	2	-11
10 Jamarques Lawrence	G 25:32	3-5	2-3	0-0	0 2 2	1 1 8	2	4	0	0	0	-6
30 Keisei Tominaga	G 21:36	3-10	1-5	0-0	0 1 1	0 0 7	0	2	1	0	0	-17
0 C.J. Wilcher	23:18	5-7	4-6	0-0	0 0 0	4 0 14	1	2	0	0	0	-23
1 Sam Holberg	19:17	0-1	0-1	0-0	0 2 2	2 1 0	1	2	1	0	0	-22
11 Eli Rice	17:55	2-5	0-1	1-2	0 4 4	1 1 5	0	1	0	0	1	-17
9 Jarron Coleman	02:01	0-0	0-0	0-0	0 0 0	0 0 0	0	0	0	0	0	3
21 Matar Diop	02:01	0-1	0-0	0-0	0 1 1	1 0 0	0	0	0	0	0	3
31 Cale Jacobsen	02:01	0-0	0-0	0-0	0 0 0	0 0 0	0	0	0	0	0	3
24 Jeff Grace	01:23	0-0	0-0	0-0	0 0 0	0 0 0	0	0	0	0	0	1
Team					1 1 2	0 0 0	0	1				
Totals	17:43	10-21	7-12	3-22	25 14 13	51	10	18	5	3	5	-22

Technical Fouls: NONE

Maryland - 73

Record: 12-9 (5-5)

NO. Name	Min	FG M-A	3P M-A	FT M-A	Rebounds OR DR TOT	Fouls PF FO	TP	AS	TO	ST	Blocks BS BA	+/-
10 Julian Reese	F 32:25	5-11	0-0	5-8	3 13 16	1 4 15	1	1	3	1	1	21
22 Jordan Geronimo	F 33:31	1-7	1-3	0-0	5 3 8	3 2 3	0	0	3	2	1	15
24 Donta Scott	F 30:35	3-11	0-5	3-3	2 2 4	2 5 9	5	1	1	1	0	28
1 Jahmir Young	G 33:26	5-15	2-7	0-0	5 4 9	0 0 12	6	2	2	0	1	17
5 DeShawn Harris-Smith	G 26:05	4-6	1-2	0-0	0 1 1	2 0 9	2	2	0	0	0	17
2 Jahari Long	18:28	4-5	3-4	0-0	0 1 1	3 1 3	11	1	2	1	0	13
12 Jamie Kaiser, Jr.	17:50	4-7	4-5	2-2	0 1 1	1 0 1	14	1	0	1	1	11
0 Jaharrathian Lamothe	02:01	0-0	0-0	0-0	0 0 0	0 0 0	0	0	0	0	0	-3
11 Noah Batchelor	02:01	0-1	0-0	0-0	0 0 0	0 0 0	0	0	0	0	0	-3
35 Caedon Swanton-Rodger	02:01	0-0	0-0	0-1	0 0 0	1 1 0	0	0	0	0	0	-3
14 Mady Traore	01:37	0-1	0-0	0-0	0 0 0	1 0 0	0	0	0	0	0	-3
Team					2 1 3	0 0 0	0	0				
Totals	26:64	11-26	10-14	17 26	43 13 14	73	16	8	11	5	3	22

Technical Fouls: NONE

	NEB	UMD
Biggest lead	10 (1 <sup>st</sup> 15:30)	25 (2 <sup>nd</sup> 14:07)
Best Scoring Run	7 (2 <sup>nd</sup> 11:57)	9 (1 <sup>st</sup> 3:51)
Lead Changes	3	
Times Tied	1	
Time with Lead	08:31	30:05

Points from	NEB	UMD
Turnovers	8	25
Paint	12	30
Second Chance	5	18
Fast Breaks	5	6
Bench	19	25

Period by Period Scoring	1st	2nd	TOT
NEB	27	24	51
UMD	44	29	73

## NO. 14 ILLINOIS 87, NEBRASKA 84 (OT)



Official Basketball Box Score - Final  
**Nebraska at Illinois**  
02/04/24 State Farm Center, Champaign  
2023-24 Men's Basketball

Game Time: 5:30 PM  
Game Duration: 2:12  
Attendance: 15,544

Officials: Paul Szlez, Owen Shortt, Don Dalley

Nebraska - 84

Record: 16-7 (6-6)

NO. Name	Min	FG M-A	3P M-A	FT M-A	Rebounds OR DR TOT	Fouls PF FO	TP	AS	TO	ST	Blocks BS BA	+/-
51 Rlenk Mast	F 36:57	8-21	4-9	2-2	1 5 6	1 1 22	2	2	1	1	1	4
53 Josiah Allick	F 32:34	2-5	1-1	0-0	1 3 4	4 0 5	1	0	3	0	0	-14
3 Brice Williams	G 33:44	3-12	1-5	0-0	0 3 3	5 1 7	1	1	0	1	1	-3
10 Jamarques Lawrence	G 15:26	1-3	0-1	0-0	0 1 1	2 1 2	1	1	0	0	0	-14
30 Keisei Tominaga	G 32:41	9-14	5-7	8-8	0 3 3	1 4 31	3	2	0	0	3	4
4 Juwan Gary	34:56	4-5	0-0	4-4	1 10 11	4 3 12	2	1	2	0	0	11
0 C.J. Wilcher	19:32	1-6	0-3	0-0	0 2 2	1 1 2	1	1	0	0	0	-5
1 Sam Holberg	18:57	1-2	1-2	0-0	1 1 2	2 0 3	1	1	0	0	0	3
31 Cale Jacobsen	00:09	0-0	0-0	0-0	0 0 0	1 0 0	0	0	0	0	0	1
24 Jeff Grace	00:04	0-0	0-0	0-0	0 0 0	0 0 0	0	0	0	0	0	-2
Team					1 0 1	0 0 1	0	1				
Totals	29:68	12-28	14-14	5-28	33 21 11	84	12	9	6	2	5	-3

Technical Fouls: NONE

Illinois - 87

Record: 17-5 (8-3)

NO. Name	Min	FG M-A	3P M-A	FT M-A	Rebounds OR DR TOT	Fouls PF FO	TP	AS	TO	ST	Blocks BS BA	+/-
3 Marcus Domask	F 43:24	7-15	1-4	4-5	2 1 3	1 4 19	5	2	0	1	0	8
13 Quincy Guerrier	F 26:07	3-5	1-2	5-8	0 7 7	3 4 12	0	2	0	1	1	2
33 Coleman Hawkins	F 35:56	7-13	4-7	2-2	2 5 7	1 4 20	5	2	2	0	0	4
0 Terrence Shannon Jr.	G 39:04	6-16	3-10	3-6	0 2 2	4 3 18	2	1	2	0	1	1
20 Ty Rodgers	G 33:01	3-5	0-0	2-4	5 9 14	1 3 8	3	2	3	2	0	-5
4 Justin Hamon	17:28	0-5	0-4	4-4	1 1 2	1 2 4	3	2	0	0	0	6
10 Luke Goodie	18:53	0-6	0-6	0-0	3 5 8	0 0 0	0	1	0	0	0	1
42 Dain Dainja	09:04	3-4	0-0	1-1	2 1 3	0 1 6	0	1	0	1	0	-1
2 Dra Gibbs-Lawhorn	02:03	0-1	0-1	0-0	0 0 0	0 0 0	0	0	0	0	0	-1
Team					2 2 4	0 0 1	0	1				
Totals	29:70	9-34	20-30	17 33	50 12 21	87	18	14	7	5	2	3

Technical Fouls: Coach 1<sup>st</sup> 14:48

	NEB	ILL
Biggest lead	7 (1 <sup>st</sup> 7:13)	10 (2 <sup>nd</sup> 3:29)
Best Scoring Run	11 (2 <sup>nd</sup> 0:09)	7 (2 <sup>nd</sup> 19:39)
Lead Changes	12	
Times Tied	5	
Time with Lead	17:50	24:38

Points from	NEB	ILL
Turnovers	18	11
Paint	26	40
Second Chance	4	12
Fast Breaks	9	8
Bench	17	10

Period by Period Scoring	1st	2nd	OT1	TOT
NEB	36	37	11	84
ILL	34	39	14	87

## NEBRASKA 80, NO. 6 WISCONSIN 72 (OT)



Official Basketball Box Score - Final  
**Wisconsin at Nebraska**  
02/01/24 Foretels Bank Arena, Lincoln  
Nebraska vs. Wisconsin

Game Time: 7:31 PM  
Game Duration: 2:07  
Attendance: 15,318

Officials: Jeffrey Anderson, Doug Simons, Courtney Green

Wisconsin - 72

Record: 16-5 (8-2)

NO. Name	Min	FG M-A	3P M-A	FT M-A	Rebounds OR DR TOT	Fouls PF FO	TP	AS	TO	ST	Blocks BS BA	+/-
5 Tyler Wight	F 32:40	2-5	0-0	3-5	1 7 8	4 3 7	3	1	3	1	0	2
22 Steven Crowl	F 36:31	0-2	0-2	1-2	3 10 13	4 2 1	0	2	1	0	0	-3
2 AJ Storr	G 34:33	11-22	5-11	1-2	1 2 3	3 2 28	0	5	0	0	2	-8
11 Max Klesmit	G 37:23	5-11	3-7	0-0	4 4 4	2 1 13	1	4	0	0	0	-7
23 Chucky Hepburn	G 40:44	6-12	0-5	1-1	1 2 3	2 4 13	3	2	4	0	0	-9
14 Carter Gilmore	11:31	0-3	0-1	2-2	2 1 3	0 1 2	0	0	0	1	0	-9
25 John Blackwell	18:20	1-2	1-1	0-0	0 3 3	1 0 3	1	2	0	0	0	-4
3 Nolan Winter	09:18	1-6	0-3	0-0	1 1 2	2 0 2	0	0	0	0	0	-6
31 Connor Essegian	04:00	1-1	1-1	0-0	0 0 0	0 0 0	3	0	0	0	0	4
Team					2 1 3	0 0 0	0	0				
Totals	27:64	10-31	8-12	11 31	42 18 13	72	8	16	8	2	2	-8

Technical Fouls: NONE

Nebraska - 80

Record: 16-6 (5-5)

NO. Name	Min	FG M-A	3P M-A	FT M-A	Rebounds OR DR TOT	Fouls PF FO	TP	AS	TO	ST	Blocks BS BA	+/-
51 Rlenk Mast	F 38:32	8-18	2-8	2-2	1 7 8	2 2 20	3	1	0	0	0	2
53 Josiah Allick	F 27:47	0-1	0-0	3-4	2 2 4	1 2 3	0	2	1	0	0	0
3 Brice Williams	G 38:39	4-9	2-3	7-8	2 7 9	4 4 17	2	5	2	1	1	20
10 Jamarques Lawrence	G 18:23	2-5	0-2	0-1	0 1 1	0 2 4	4	1	2	0	0	-17
30 Keisei Tominaga	G 19:01	1-7	0-4	0-0	0 3 3	0 0 2	0	1	0	0	0	-16
0 C.J. Wilcher	27:29	7-10	5-7	3-3	0 1 1	2 1 22	3	0	1	0	0	16
1 Sam Holberg	22:04	1-2	0-0	1-2	1 3 4	1 3 2	0	0	3	0	1	14
4 Juwan Gary	33:05	3-6	0-3	3-6	1 3 4	1 6 9	1	2	0	1	0	21
Team					0 1 1	0 0 0	0	0				
Totals	26:58	9-27	19-26	7 28	35 13 18	80	15	12	9	2	2	8

Technical Fouls: NONE

	WIS	NEB
Biggest lead	19 (1 <sup>st</sup> 9:51)	8 (1 <sup>st</sup> OT 0:49)
Best Scoring Run	9 (1 <sup>st</sup> 9:51)	12 (2 <sup>nd</sup> 0:48)
Lead Changes	3	
Times Tied	3	
Time with Lead	35:26	04:29

Points from	WIS	NEB
Turnovers	18	18
Paint	18	24
Second Chance	7	6
Fast Breaks	5	5
Bench	10	34

Period by Period Scoring	1st	2nd	OT1	TOT
WIS	43	24	5	72
NEB	27	40	13	80

## NORTHWESTERN 80, NEBRASKA 68



Official Basketball Box Score - Final  
**Nebraska at Northwestern**  
02/07/24 Weis-Ryan Arena, Evanston  
2023-24 Men's Basketball

Game Time: 8:00 PM  
Game Duration: 2:08  
Attendance: 5,681

Officials: Brian Dorsey, Tim Comer, Eric Curry

Nebraska - 68

Record: 16-8 (6-7)

NO.	Name		Min	FG				Rebounds			PF	TP	AS	TO	Blocks		+/-	Shooting By Period		
				M	A	3P	FT	OR	DR	TOT					BS	BA		1st	FG	1st
4	Juwan Gary	F	28:49	6-11	1-2	2-3	2	1	3	5	4	15	0	2	0	1	0	-7	3PT% 7-21	47.6%
51	Rlenk Mast	F	31:00	2-8	2-5	2-2	0	6	6	4	1	8	2	3	1	2	0	7	FT% 9-11	81.8%
53	Josiah Allick	F	15:19	0-2	0-1	0-0	0	0	0	0	0	0	0	2	0	1	0	-23	3PT% 0-10	12.00%
3	Brice Williams	G	35:13	5-7	1-2	2-2	0	10	10	2	2	13	4	3	1	0	0	-11	3PT% 4-12	33.3%
30	Keisei Tominaga	G	27:34	3-7	0-3	5-5	0	3	3	3	4	11	0	2	0	0	0	4	FT% 9-11	81.8%
0	C.J. Wilcher		20:37	2-7	1-4	0-	0	2	2	0	2	5	1	2	0	0	0	-12	GM FG% 22-48	45.8%
1	Sam Hoberg		19:19	0-0	0-0	4-6	0	1	1	2	4	4	2	0	0	0	0	-16	3PT% 6-19	31.6%
10	Jamarques Lawrence		21:19	4-6	1-2	3-4	0	0	0	3	4	12	2	2	0	0	0	-1	FT% 15-22	81.8%
3	Meaurio Dipo		00:00	0-0	0-0	0-0	0	0	0	0	0	0	2	0	0	0	0	0		
31	Calo Jaccosen		00:09	0-0	0-0	0-0	0	0	0	0	0	0	0	0	0	0	0	-1	Dead Ball Rebounds	8.0%
24	Jessiah Gary		00:05	0-0	0-0	0-0	0	0	0	1	0	0	0	0	0	0	0	-1		
Team							1	3	4	0	0	0	1							



NEBRASKA 79, MICHIGAN 59



Official Basketball Box Score - Final  
Michigan at Nebraska  
02/10/24 Pinnacle Bank Arena, Lincoln  
Nebraska vs. Michigan

Game Time: 5:31 PM  
Game Duration: 1:52  
Attendance: 15,828

Officials: Kelly Pfeiffer, Bill Eb, John Floyd

Michigan - 59

Record: 8-16 (3-10)

NO.	Name	Min	FG	3P	FT	Rebounds	OR	DR	TO	Fouls	TP	AS	TO	ST	BS	Blocks	BA	+/-	
5	Terrance Williams II	F 29:58	3-8	1-3	2-4	5	0	5	1	3	9	3	1	0	0	0	0	-17	
13	Olivier Nkamhoua	F 32:03	1-10	0-3	1-2	4	6	10	3	2	3	2	3	3	2	1	1	-3	
32	Tarris Reed Jr.	F 29:36	3-9	0-0	3-3	4	5	9	2	4	9	1	2	1	1	1	1	-20	
3	Jaelin Llewellyn	G 33:40	3-12	2-7	0-0	1	2	3	2	2	8	2	2	0	0	0	1	-9	
4	Nimari Burnett	G 33:35	7-10	3-6	1-2	0	5	5	1	3	18	3	2	0	0	0	0	-11	
42	Will Tschetter	13:22	3-5	2-2	0-0	1	0	1	2	1	8	0	1	0	0	0	0	-14	
40	George Washington III	04:29	0-2	0-2	0-0	0	0	0	2	0	0	0	1	0	0	0	0	-8	
2	Tray Jackson	16:41	0-5	0-1	2-2	1	1	2	1	2	2	1	0	0	2	1	0	-14	
24	Youssef Khayat	01:39	0-1	0-0	0-0	0	0	0	0	0	0	0	1	0	0	0	0	-1	
31	Harrison Hochberg	01:39	0-0	0-0	0-0	0	0	0	0	0	0	0	0	0	0	0	0	-1	
34	Jackson Selvala	01:39	0-0	0-0	2-2	1	0	1	0	1	2	0	0	0	0	0	0	-1	
45	Cooper Smith	01:39	0-0	0-0	0-0	0	0	0	0	0	0	0	0	0	0	0	0	-1	
Team						1			2		0			2					
Totals			20-62	8-24	11-15	18	21	39	14	18	59	12	14	7	4	3	0	-20	

Technical Fouls: NONE

Nebraska - 79

Record: 17-8 (7-7)

NO.	Name	Min	FG	3P	FT	Rebounds	Fouls	TP	AS	TO	ST	Blocks	BS	+/-			
			M	A	M	OR	DR	M	A	S	A	B	A				
4	Juwan Gary	F 26:20	2-5	1-2	0-2	3	4	7	3	1	5	2	1	0	14		
51	Rienk Mast	F 34:24	4-10	1-3	2-2	2	4	6	2	1	11	8	3	0	14		
53	Josiah Allick	F 22:09	7-10	0-0	2-4	4	4	8	2	4	16	1	1	1	8		
3	Brice Williams	G 25:51	5-9	1-1	2-4	1	3	4	3	4	13	0	1	0	29		
30	Keisel Tominaga	G 28:10	8-14	3-6	0-0	0	1	1	2	0	19	2	0	2	16		
10	Jamarques Lawrence	23:05	2-9	1-5	0-0	1	5	6	0	1	5	1	1	1	0	-1	
0	C.J. Wilcher	16:48	1-4	1-4	0-0	0	2	2	3	0	3	0	0	0	0	9	
1	Sam Holberg	17:15	0-2	0-1	4-4	1	3	4	2	3	4	3	1	1	0	7	
21	Metar Diop	01:39	1-1	1-1	0-0	0	0	0	0	0	3	0	1	0	0	1	
31	Cale Jacobsen	01:39	0-0	0-0	0-0	0	0	0	0	0	0	0	0	0	0	1	
24	Jeff Grace	01:20	0-0	0-0	0-0	0	0	0	0	0	0	1	0	0	0	1	
35	Henry Burt	01:20	0-0	0-0	0-0	0	0	1	1	0	0	0	0	0	0	1	
Team						4			0			0					
Totals			30-64	9-23	10-16	16	27	43	18	14	79	18	9	7	3	4	20

Technical Fouls: NONE

	MIC	NEB
Biggest lead	2 (1 <sup>st</sup> 19:25)	30 (1 <sup>st</sup> 5:21)
Best Scoring Run	9 (2 <sup>nd</sup> 5:23)	13 (1 <sup>st</sup> 11:20)
Lead Changes	1	
Times Tied	2	
Time with Lead	00:39	37:16

	MIC	NEB
Points from Turnovers	5	12
Paint	18	38
Second Chance	13	14
Fast Breaks	13	6
Bench	12	15

	1st	2nd	TOT
MIC	25	34	59
NEB	45	34	79

NEBRASKA 68, PENN STATE 49



Official Basketball Box Score - Final  
Penn St. at Nebraska  
02/17/24 Pinnacle Bank Arena, Lincoln  
Nebraska vs. Penn State

Game Time: 11:01 AM  
Game Duration: 1:49  
Attendance: 15,751

Officials: Paul Szek, Kipp Kissinger, Rob Kuennenman

Penn St. - 49

Record: 12-14 (6-9)

NO.	Name	Min	FG M-A	3P M-A	FT M-A	Reb OR DR	TO	Fouls PF DF	TP	AS	TO	ST	BS Blocks	BA	+/-		
22	Qudus Wahab	F 25:12	1-3	0-0	1-1	4	1	5	1	3	3	1	1	0	2	0	-8
24	Zach Hicks	F 35:04	5-14	1-7	2-3	1	5	6	3	1	13	1	0	0	1	0	-14
1	Ace Baldwin Jr.	G 37:05	4-11	2-5	0-0	1	2	3	2	3	10	2	3	5	0	0	-17
2	D'Marco Dunn	G 25:55	3-11	1-5	2-3	0	3	3	2	3	9	1	1	1	0	0	-14
3	Nick Kern	G 33:21	3-6	0-1	1-4	0	5	5	1	2	7	1	2	1	1	0	-15
12	Favour Aire	08:46	0-1	0-0	0-2	1	2	3	1	1	0	0	4	2	3	0	-5
5	Jameel Brown	21:09	2-7	1-5	2-3	0	2	2	1	1	7	0	2	1	0	0	-9
4	Puff Johnson	08:54	0-1	0-0	0-0	0	2	2	2	1	0	0	0	0	0	0	-10
11	Leo O'Boyle	04:34	0-0	0-0	0-0	0	0	0	0	0	0	0	1	0	0	0	-3
Team						1	2						6	14			
Totals			18-54	5-23	8-16	8	23	31	13	15	49	6	10	10	7	0	-19

Technical Fouls: Baldwin Jr. 2<sup>nd</sup> 2:55

Nebraska - 68

Record: 18-8 (8-7)

NO.	Name	Min	FG M-A	3P M-A	FT M-A	Reb OR DR TOT	Fouls PF F	TP	AS	TO	ST	Blocks BS BA	+/-																																		
4	Juwan Gary	F 30:49	5-9	0-1	3-3	3	3	6	1	2	13	0	0	2	0	1	24																														
51	Rienk Mast	F 26:25	5-7	1-2	1-2	2	7	9	2	1	12	1	2	0	0	0	11																														
53	Josiah Allick	F 22:26	3-5	0-0	0-0	0	5	5	3	1	6	1	1	1	0	1	17																														
3	Brice Williams	G 28:02	1-6	0-2	0-0	2	5	7	1	1	2	2	2	1	0	2	9																														
30	Keisel Tominaga	G 28:34	6-14	3-8	2-2	0	2	2	2	4	17	2	1	0	0	1	5																														
0	C.J. Wilcher	15:50	1-6	0-4	2-2	0	2	2	2	1	4	0	2	0	0	0	16																														
10	Jamarques Lawrence	20:52	3-8	0-2	2-2	0	1	1	2	2	8	2	2	1	0	2	8																														
1	Sam Holberg	24:26	2-5	0-2	0-0	2	4	6	2	0	4	1	2	2	0	0	6																														
31	Cale Jacobsen	01:38	1-1	0-0	0-0	0	0	0	0	0	2	1	0	0	0	0	0																														
24	Jeff Grace	00:29	0-0	0-0	0-0	0	0	0	0	0	0	1	0	0	0	0	-1																														
35	Henry Burt	00:29	0-0	0-0	0-0	0	0	0	0	0	0	0	0	0	0	0	0																														
Team						2			2			4			0																																
Totals			27-61			4-21			10-11			11			31			42			15			12			68			10			13			7			0			7			19		

Technical Fouls: NONE

	PSU	NEB
Biggest lead	4 (1 <sup>st</sup> 17:10)	22 (2 <sup>nd</sup> 8:49)
Best Scoring Run	6 (2 <sup>nd</sup> 7:00)	8 (2 <sup>nd</sup> 16:43)
Lead Changes	1	
Times Tied	3	
Time with Lead	03:03	34:13

Points from	PSU	NEB
Turnovers	10	15
Paint	18	36
Second Chance	2	8
Fast Breaks	4	10
Bench	7	18

Period by Period Scoring			
	1st	2nd	TOT
PSU	22	27	49
NEB	28	40	68



# 2023-24 Nebraska Men's Basketball Combined Team Statistics In Conference games

Page 1/1  
as of Feb 17, 2024

## Game Records

Record	Overall	Home	Away	Neutral
ALL GAMES	8-7	8-0	0-7	0-0
CONFERENCE	8-7	8-0	0-7	0-0
NON-CONFERENCE	0-0	0-0	0-0	0-0

## Score by Periods

Team	1st	2nd	OT	TOT
Nebraska	538	559	37	1134
Opponents	534	544	37	1115

## Team Box Score

No.	Player				Total		3-Point		F-Throw		Rebounds												
		GP-GS	MIN	AVG	FG-FGA	FG%	3FG-3FGA	3FG%	FT-FTA	FT%	OFF	DEF	TOT	AVG	PF	DQ	A	TO	BLK	STL	PTS	AVG	
30	TOMINAGA, Keisei	15-15	407:29	27.2	74-161	.460	35-89	.393	35-36	.972	1	22	23	1.5	21	0	18	17	0	9	218	14.5	
51	MAST, Rienk	15-15	486:17	32.4	77-175	.440	22-62	.355	17-22	.773	21	83	104	6.9	33	1	50	30	11	10	193	12.9	
3	WILLIAMS, Brice	15-15	463:05	30.9	60-137	.438	21-49	.429	40-51	.784	13	74	87	5.8	41	2	40	35	7	20	181	12.1	
4	GARY, Juwan	12-9	328:40	27.4	50-90	.556	6-23	.261	21-32	.656	22	34	56	4.7	33	1	11	10	9	15	127	10.6	
0	WILCHER, C.J.	15-0	300:03	20.0	46-96	.479	31-66	.470	22-22	1.000	4	21	25	1.7	23	0	17	17	2	7	145	9.7	
53	ALLICK, Josiah	14-9	318:20	22.7	28-52	.538	4-7	.571	28-45	.622	18	41	59	4.2	32	1	14	16	6	9	88	6.3	
10	LAWRENCE, Jamarques	15-12	351:34	23.4	33-84	.393	12-39	.308	13-16	.813	3	43	46	3.1	33	0	36	32	0	14	91	6.1	
11	RICE, Eli	8-0	80:23	10.0	9-17	.529	3-7	.429	10-12	.833	2	13	15	1.9	5	0	3	2	2	1	31	3.9	
1	HOIBERG, Sam	15-0	305:47	20.4	15-38	.395	6-17	.353	17-22	.773	7	40	47	3.1	27	0	31	12	1	16	53	3.5	
21	DIOP, Matar	7-0	13:43	2.0	2-3	.667	1-1	1.000	0-0	.000	0	1	1	0.1	1	0	2	1	0	0	5	0.7	
31	JACOBSEN, Cale	9-0	09:04	1.0	1-1	1.000	0-0	.000	0-0	.000	0	0	0	0.0	2	0	2	0	0	0	2	0.2	
9	COLEMAN, Jarron	2-0	05:26	2.7	0-1	.000	0-1	.000	0-0	.000	0	0	0	0.0	2	0	0	0	0	0	0	0.0	
35	BURT, Henry	2-0	01:49	0.9	0-0	.000	0-0	.000	0-0	.000	0	1	1	0.5	1	0	0	0	0	0	0	0.0	
24	GRACE, Jeff	5-0	03:21	0.7	0-0	.000	0-0	.000	0-0	.000	0	0	0	0.0	1	0	1	1	0	0	0	0.0	
Team											22	20	42					6					
Total		15	3075		395-855	.462	141-361	.391	203-258	.787	113	393	506	33.7	255	5	225	179	38	101	1134	75.6	
Opponents		15	3075		396-923	.429	149-400	.373	174-267	.652	183	369	552	36.8	215	1	245	177	56	103	1115	74.3	

## Team Statistics

	NEBR	OPP
<b>Scoring</b>		
Points per game	1134	1115
Points per game	75.6	74.3
Scoring margin	+1.3	-
<b>Field goals-att</b>		
Field goal pct	395-855	396-923
Field goal pct	.462	.429
<b>3 point fg-att</b>		
3-point FG pct	141-361	149-400
3-point FG pct	.391	.373
3-pt FG made per game	9.4	9.9
<b>Free throws-att</b>		
Free throw pct	203-258	174-267
Free throw pct	.787	.652
F-Throws made per game	13.5	11.6
<b>Rebounds</b>		
Rebounds per game	506	552
Rebounds per game	33.7	36.8
Rebounding margin	-3.1	-
<b>Assists</b>		
Assists per game	225	245
Assists per game	15.0	16.3
<b>Turnovers</b>		
Turnovers per game	179	177
Turnovers per game	11.9	11.8
Turnover margin	-0.1	-
Assist/turnover ratio	1.3	1.4
<b>Steals</b>		
Steals per game	101	103
Steals per game	6.7	6.9
<b>Blocks</b>		
Blocks per game	38	56
Blocks per game	2.5	3.7
<b>Winning streak</b>		
Home win streak	2	-
Home win streak	8	-
<b>Attendance</b>		
Home games-Avg/Game	118419	76330
Home games-Avg/Game	8-14802	7-10904
Neutral site-Avg/Game	-	0-0

## Team Results

Date	Opponent		Score	Att.
12/06/2023	at Minnesota	L	65-76	6899
12/10/2023	Michigan St.	W	77-70	14585
01/03/2024	Indiana	W	86-70	13446
01/06/2024	at Wisconsin	L	72-88	15055
01/09/2024	Purdue	W	88-72	14106
01/12/2024	at Iowa	L	76-94	9670
01/17/2024	at Rutgers	Lot	82-87	8000
01/20/2024	Northwestern	W	75-69	14977
01/23/2024	Ohio St.	W	83-69	14408
01/27/2024	at Maryland	L	51-73	15481
02/01/2024	Wisconsin	Wot	80-72	15318
02/04/2024	at Illinois	Lot	84-87	15544
02/07/2024	at Northwestern	L	68-80	5681
02/10/2024	Michigan	W	79-59	15828
02/17/2024	Penn St.	W	68-49	15751



# 2023-24 Nebraska Men's Basketball Combined Team Statistics All games

Page 1/1  
as of Feb 17, 2024

## Game Records

Record	Overall	Home	Away	Neutral
ALL GAMES	18-8	16-1	1-7	1-0
CONFERENCE	8-7	8-0	0-7	0-0
NON-CONFERENCE	10-1	8-1	1-0	1-0

## Score by Periods

Team	1st	2nd	OT	TOT
Nebraska	982	982	37	2001
Opponents	878	905	37	1820

## Team Box Score

No.	Player				Total		3-Point		F-Throw		Rebounds													
		GP-GS	MIN	AVG	FG-FGA	FG%	3FG-3FGA	3FG%	FT-FTA	FT%	OFF	DEF	TOT	AVG	PF	DQ	A	TO	BLK	STL	PTS	AVG		
30	TOMINAGA, Keisei	24-24	617:27	25.7	115-251	.458	53-141	.376	56-62	.903	4	44	48	2.0	29	0	28	23	0	22	339	14.1		
51	MAST, Rienk	24-24	744:20	31.0	123-272	.452	34-94	.362	44-53	.830	49	145	194	8.1	47	1	74	44	12	10	324	13.5		
3	WILLIAMS, Brice	26-26	751:49	28.9	106-245	.433	37-96	.385	78-93	.839	26	121	147	5.7	63	2	65	50	16	25	327	12.6		
4	GARY, Juwan	20-12	524:19	26.2	88-167	.527	17-53	.321	36-54	.667	50	68	118	5.9	43	1	23	15	17	24	229	11.5		
0	WILCHER, C.J.	26-2	484:57	18.7	76-158	.481	45-104	.433	30-32	.938	11	35	46	1.8	33	0	26	24	6	13	227	8.7		
53	ALLICK, Josiah	25-19	583:12	23.3	54-105	.514	6-17	.353	55-82	.671	43	76	119	4.8	45	1	29	30	10	17	169	6.8		
10	LAWRENCE, Jamarques	26-23	621:04	23.9	55-152	.362	20-75	.267	26-35	.743	9	77	86	3.3	53	0	67	53	0	21	156	6.0		
11	RICE, Eli	17-0	170:33	10.0	19-46	.413	10-27	.370	23-32	.719	4	23	27	1.6	14	0	6	4	4	3	71	4.2		
1	HOIBERG, Sam	26-0	507:18	19.5	32-78	.410	14-38	.368	23-34	.676	15	63	78	3.0	48	0	44	22	3	27	101	3.9		
9	COLEMAN, Jarron	11-0	139:45	12.7	8-34	.235	4-21	.190	7-11	.636	1	19	20	1.8	11	0	26	17	1	3	27	2.5		
21	DIOP, Matar	14-0	58:06	4.2	4-8	.500	1-2	.500	3-9	.333	2	9	11	0.8	10	0	4	6	2	2	12	0.9		
31	JACOBSEN, Cale	16-0	46:37	2.9	4-7	.571	0-2	.000	3-6	.500	0	3	3	0.2	5	0	5	2	0	1	11	0.7		
24	GRACE, Jeff	11-0	17:24	1.6	2-3	.667	0-0	.000	2-3	.667	2	0	2	0.2	1	0	2	1	0	0	6	0.5		
35	BURT, Henry	6-0	08:08	1.4	1-1	1.000	0-0	.000	0-2	.000	0	3	3	0.5	1	0	0	0	0	0	2	0.3		
Team											41	45	86					8						
Total		26	5275		687-1527	.450	241-670	.360	386-508	.760	257	731	988	38.0	403	5	399	299	71	168	2001	77.0		
Opponents		26	5275		652-1633	.399	226-689	.328	290-425	.682	320	642	962	37.0	421	7	347	304	98	174	1820	70.0		

## Team Statistics

	NEBR	OPP
<b>Scoring</b>	<b>2001</b>	<b>1820</b>
Points per game	77.0	70.0
Scoring margin	+7.0	-
<b>Field goals-att</b>	<b>687-1527</b>	<b>652-1633</b>
Field goal pct	.450	.399
<b>3 point fg-att</b>	<b>241-670</b>	<b>226-689</b>
3-point FG pct	.360	.328
3-pt FG made per game	9.3	8.7
<b>Free throws-att</b>	<b>386-508</b>	<b>290-425</b>
Free throw pct	.760	.682
F-Throws made per game	14.8	11.2
<b>Rebounds</b>	<b>988</b>	<b>962</b>
Rebounds per game	38.0	37.0
Rebounding margin	+1.0	-
<b>Assists</b>	<b>399</b>	<b>347</b>
Assists per game	15.3	13.3
<b>Turnovers</b>	<b>299</b>	<b>304</b>
Turnovers per game	11.5	11.7
Turnover margin	+0.2	-
Assist/turnover ratio	1.3	1.1
<b>Steals</b>	<b>168</b>	<b>174</b>
Steals per game	6.5	6.7
<b>Blocks</b>	<b>71</b>	<b>98</b>
Blocks per game	2.7	3.8
<b>Winning streak</b>	<b>2</b>	<b>-</b>
Home win streak	10	-
<b>Attendance</b>	<b>245564</b>	<b>86536</b>
Home games-Avg/Game	17-14445	8-10817
Neutral site-Avg/Game	-	1-2938

## Team Results

Date	Opponent		Score	Att.
11/06/2023	Lindenwood	W	84-52	13478
11/09/2023	Florida A&M	W	81-54	13766
11/13/2023	Rider	W	64-50	13478
11/15/2023	Stony Brook	W	84-63	13614
11/18/2023	vs Oregon St.	W	84-63	2938
11/22/2023	Duquesne	W	89-79	14426
11/26/2023	Cal St. Fullerton	W	85-72	14171
12/03/2023	Creighton	L	60-89	15838
12/06/2023	at Minnesota	L	65-76	6899
12/10/2023	Michigan St.	W	77-70	14585
12/17/2023	at Kansas St.	W	62-46	10206
12/20/2023	North Dakota	W	83-75	13387
12/29/2023	South Carolina St.	W	91-62	14987
01/03/2024	Indiana	W	86-70	13446
01/06/2024	at Wisconsin	L	72-88	15055
01/09/2024	Purdue	W	88-72	14106
01/12/2024	at Iowa	L	76-94	9670
01/17/2024	at Rutgers	Lot	82-87	8000
01/20/2024	Northwestern	W	75-69	14977
01/23/2024	Ohio St.	W	83-69	14408
01/27/2024	at Maryland	L	51-73	15481
02/01/2024	Wisconsin	Wot	80-72	15318
02/04/2024	at Illinois	Lot	84-87	15544
02/07/2024	at Northwestern	L	68-80	5681
02/10/2024	Michigan	W	79-59	15828
02/17/2024	Penn St.	W	68-49	15751