



NEBRASKA BASKETBALL

2023-24 GAME NOTES

X HUSKERMBB

📺 HUSKERMBB

f HUSKERMBB

GAME 29

OPPONENT: AT OHIO STATE
DATE: THURSDAY, FEB. 29
TIPOFF: 5:31 P.M.
LOCATION: COLUMBUS, OHIO
ARENA: SCHOTTENSTEIN CENTER

GAME AT A GLANCE



Ohio State Buckeyes
2023-24 Record:16-12 (6-11 B1G)
Interim Head Coach:.....Jake Diebler
Record at School:.....2-1 (1st year)
Career Record:.....Same



Huskers Radio Network
Play-by-Play: Kent Pavelka
Analyst:..... Jake Muhleisen



Nebraska Cornhuskers
2023-24 Record:20-8 (10-7 B1G)
Head Coach: Fred Hoiberg
Record at Nebraska:60-91 (5th year)
Career Record:.....175-147 (10th year)



FS1
Play-by-Play: Chris Vosters
Analyst:..... Robbie Hummel
Also available on Fox Sports app

2023-24 SCHEDULE

Date	AP Rk.	Opponent	TV/Online	Time
Nov. 6		Lindenwood	B1G+	W 84-52
Nov. 9		Florida A&M	B1G+	W, 81-54
Nov. 13		Rider (Cornhusker Classic)	BTN	W, 64-50
Nov. 15		Stony Brook (Cornhusker Classic)	B1G+	W, 84-63
Nov. 18		vs. Oregon State	Peacock	W, 84-63
Nov. 22		Duquesne (Cornhusker Classic)	BTN	W, 89-79
Nov. 26		Cal State Fullerton	B1G+	W, 85-72
Dec. 3		No. 15 Creighton	FS1	L, 60-89
Dec. 6		at Minnesota *	BTN	L, 65-76
Dec. 10		Michigan State *	BTN	W, 77-70
Dec. 17		at Kansas State	Big 12 Now (ESPN+)	W, 62-46
Dec. 20		North Dakota	B1G+	W, 83-75
Dec. 29		South Carolina State	B1G+	W, 91-62
Jan. 3		Indiana *	BTN	W, 86-70
Jan. 6		at No. 21 Wisconsin *	BTN	L, 72-88
Jan. 9		No. 1 Purdue *	Peacock	W, 88-72
Jan. 12		at Iowa *	BTN	L, 76-94
Jan. 17		at Rutgers *	BTN	L, 82-87 (OT)
Jan. 20		Northwestern *	BTN	W, 75-69
Jan. 23		Ohio State *	Peacock	W, 83-69
Jan. 27		at Maryland *	BTN	L, 51-73
Feb. 1		No. 6 Wisconsin *	BTN	W, 80-72 (OT)
Feb. 4		at No. 14 Illinois *	BTN	L, 84-87 (OT)
Feb. 7		at Northwestern *	BTN	L, 68-80
Feb. 10		Michigan *	BTN	W, 79-59
Feb. 17		Penn State *	BTN	W, 68-49
Feb. 21		at Indiana *	BTN	W, 85-70
Feb. 25		Minnesota *	BTN	W, 73-55
Feb. 29		at Ohio State *	FS1	5:30 p.m.
March 3		Rutgers *	BTN	5:30 p.m.
March 10		at Michigan *	BTN	11 a.m.
March 13-17		at Big Ten Tournament	TBA	TBA

*-Big Ten Conference Game; **Home games** are in red and bold

ON THE AIR

Radio: Thursday's game will be carried on the Huskers Radio Network with Kent Pavelka and Jake Muhleisen on the call, including KLIN (1400 AM) in Lincoln, KXSP (590 AM) in Omaha and KRVN (880 AM) in Lexington and will also be available on Huskers.com and the Huskers app. The pregame show begins an hour before tipoff.

TV/Online: Thursday's game will be on FS1 with Chris Vosters and Robbie Hummel on the call. It will also be available online on the Fox Sports app.

HUSKERS LOOK FOR FIFTH STRAIGHT WIN THURSDAY NIGHT

The Nebraska men's basketball team looks to continue its late-season run on Thursday night, as the Huskers travel to Columbus, Ohio, for a matchup with the Ohio State Buckeyes. Tipoff at the Schottenstein Center is slated for 5:30 p.m. (central) with coverage on FS1 and the Huskers Radio Network.

Nebraska (20-8, 10-7 Big Ten) looks to extend a four-game win streak and make a push for the double-bye in the Big Ten Tournament. The Huskers got a career night from Juwan Gary and used a stifling defensive effort in a 73-55 win over Minnesota on Sunday. Gary finished with a career-high 22 points, including four 3-pointers, to pace four Huskers in double figures, as Brice Williams added 15 points and eight boards. The performance against the Golden Gophers capped a strong week for Gary, who averaged 18 points and seven rebounds in two Husker wins.

Defensively, Nebraska held Minnesota to a season-low 55 points on 33 percent shooting, marking the fourth straight opponent held to 70 or less. Over the month of February, the Huskers are allowing just 67.5 points per game and lead the country in adjusted defensive efficiency according to Barttorvik.com.

The Huskers enter the week in fifth place with a 10-7 mark, a half game behind both Wisconsin and Northwestern, as the top four teams get double-byes in next month's Big Ten Tournament.

The Huskers will face a dangerous Ohio State team which has won two of its past three games since Jake Diebler took over on an interim basis. On Sunday, the Buckeyes stunned Michigan State, 60-57, on Dale Bonner's 3-pointer as time expired. Devin Royal led OSU with 14 points off the bench, as the Buckeyes held MSU to 40 percent shooting and enjoyed a 39-33 advantage on the glass.

Defensive Strides

Category	Jan.	Feb.
Opp PPG	77.8	67.5
Opp FG Pct.	.450	.382

1911-12

Nebraska has beaten its last four conference opponents by 15 or more points, the first time that has happened since winning four straight Missouri Valley Conference games by at least 15 points in 1911-12.

2023-24 ROSTER AT A GLANCE

No	Name	Pos.	Ht.	Wt.	Yr.	Hometown	GP/GS	MPG	PPG	RPG	APG	BPG	SPG
0	C.J. Wilcher	G	6-5	214	Jr.	Plainfield, N.J.	28/2	18.0	8.2	1.7	1.0	0.2	0.5
1	Sam Hoiberg	G	6-0	183	So.	Lincoln, Neb.	28/0	19.6	3.7	3.0	1.6	0.1	1.0
2	Ramel Lloyd Jr.	G	6-6	210	RFr.	Woodland Hills, Calif.	-/-						
3	Brice Williams	G	6-7	213	Jr.	Huntersville, N.C.	28/28	29.3	12.9	5.8	2.4	0.6	1.0
4	Juwan Gary	F	6-6	221	Jr.	Columbia, S.C.	22/14	26.9	12.1	6.0	1.2	0.8	1.2
	Ahron Ulis	G	6-3	190	Jr.	Chicago, Ill.	-/-						
9	Jarron Coleman	G	6-5	213	Sr.	Indianapolis, Ind.	11/0	12.6	2.5	1.8	2.4	0.1	0.3
10	Jamarques Lawrence	G	6-3	182	So.	Plainfield, N.J.	27/23	23.9	6.5	3.4	2.7	0.0	0.8
11	Eli Rice	G	6-8	213	Fr.	Gallatin, Tenn.	17/0	9.9	4.2	1.6	0.4	0.2	0.2
15	Blaise Keita	F	6-11	257	Jr.	Bamako, Republic of Mali	-/-						
21	Matar Diop	F	6-10	213	Fr.	Dakar, Senegal	14/0	4.1	0.9	0.8	0.3	0.1	0.1
24	Jeff Grace	G	6-3	197	So.	Elmhurst, Ill.	11/0	1.5	0.5	0.2	0.2	0.0	0.0
30	Keisei Tominaga	G	6-2	179	Sr.	Moriyama Nagoya Aichi, Japan	26/26	25.6	14.0	2.0	1.3	0.0	0.9
31	Cale Jacobsen	G	6-4	200	Fr.	Ashland, Neb.	16/0	2.9	0.7	0.2	0.3	0.0	0.1
35	Henry Burt	F	6-7	217	Fr.	Omaha, Neb.	6/0	1.3	0.3	0.5	0.0	0.0	0.0
51	Rienk Mast	F	6-10	248	Jr.	Groningen, Netherlands	26/26	30.8	12.9	7.8	3.0	0.5	0.4
53	Josiah Allick	F	6-8	231	Sr.	Lincoln, Neb.	27/21	23.5	6.9	4.9	1.3	0.4	0.6

2023-24 NEBRASKA BASKETBALL ROSTER

No.	VL	Name	Pos.	Ht.	Wt.	Yr.	Hometown	Previous School	X/Twitter	Instagram
0	**	C.J. Wilcher	G	6-5	214	Jr.	Plainfield, N.J.	Xavier	@CJWilcher	cj_wilcher
1	*	Sam Hoiberg	G	6-0	183	So.	Lincoln, Neb.	Pius X	@samhoiberg	samhoiberg
2		Ramel Lloyd Jr.	G	6-6	204	RFr.	Woodland Hills, Calif.	Sierra Canyon	@ramellloyd22	ramellloydd
3		Brice Williams	G	6-7	213	Jr.	Huntersville, N.C.	Charlotte	@bgotit_	blaviss
4	*	Juwan Gary	F	6-6	215	Jr.	Columbia, S.C.	Alabama	@takflight24	wanwitdabutter
5		Ahron Ulis	G	6-3	190	Jr.	Chicago, Ill.	Iowa	@AhronUlis	ahron1_
9		Jarron Coleman	G	6-5	213	Sr.	Indianapolis, Ind.	Ball State	@jarron_coleman	front11neboog
10	*	Jamarques Lawrence	G	6-3	183	So.	Plainfield, N.J.	Roselle Catholic	@JLawrence10_	rf.jaymar
11		Eli Rice	G	6-8	213	Fr.	Gallatin, Tenn.	IMG Academy	@iamelirice	iamelirice
15	*	Blaise Keita	F	6-11	257	Jr.	Bamako, Republic of Mali	Coffeyville Community College	@Blaisekeita15	blaise.keita
21		Matar Diop	F	6-10	213	Fr.	Dakar, Senegal	Keystone Athletic Academy	@dmatar832	deerfam_21
24	*	Jeffrey Grace III	G	6-3	197	So.	Elmhurst, Ill.	Arizona State	@JeffreyGraceIII	ig3is23
30	**	Keisei Tominaga	G	6-2	179	Sr.	Moriyama Nagoya Aichi, Japan	Ranger College	@KeiseiTominaga	keisei.kbz30
31		Cale Jacobsen	G	6-4	200	RFr.	Ashland, Neb.	Ashland-Greenwood	@calejacobsen_	calejacobsen_
35		Henry Burt	F	6-7	216	RFr.	Omaha, Neb.	Elkhorn South	@HenryBurt15	henryburt0
51		Rienk Mast	F	6-10	248	Jr.	Groningen, Netherlands	Bradley		rienk_mast
53		Josiah Allick	F	6-8	231	Sr.	Lincoln, Neb.	New Mexico	@allick_josiah	josiahhallick

2023-24 NEBRASKA BASKETBALL COACHING STAFF

Head Coach

Fred Hoiberg, fifth season (Iowa State, 1995)

Assistant Coaches

Adam Howard, second season (Western Kentucky, 2008)
Nate Loenser, third season (Iowa State, 2002)
Ernie Zeigler, second season (Cleary, 1994)

Support Staff

Director of Men's Basketball Strength & Conditioning: Kurt Joseph
Dir. of Basketball Strategies & Business Operations: Luca Virgilio
Assistant Director of Basketball Operations: Sheryl Burbach
Director of Player Development: Emmanuel Tommy
Video Coordinator: Michael Bania
Recruiting Coordinator: Padya Borders
Graduate Managers: Nihilo Ibarra, Justin Moore, Joey St. Pierre

Athletic Trainer: Andrew McCabe
Team Nutritionist: Jake Blattner
Sports Psychologist: Heather Kiefer
NAPL Director: Matt Thome
Equipment Manager: Pat Norris

PRONUNCIATION GUIDE

Name	Pronunciation
Josiah Allick	AL-ick
Matar Diop	MA-tar JOPE (as in hope)
Blaise Keita	Blaze KAY-ta
Juwan Gary	Juh-WAHN
Rienk Mast	RINK
Keisei Tominaga	Kay-say Toe-me-nawga
Ahron Ulis	YOU-liss
C.J. Wilcher	WILL-chur

HUSKERS RADIO NETWORK



KENT PAVELKA

- Is in his 37th season of calling Husker men's basketball
- Called NU basketball for two stretches from 1974-1996 before returning to play-by-play duties full time in 2006-07
- Called his 1,000th Husker basketball game in 2018-19
- Six-time Nebraska Sportscaster of the Year who was inducted into the Nebraska Broadcasters Hall of Fame in 2019



JAKE MUHLEISEN

- Is in his sixth season as full-time color analyst after serving in a part-time basis for five seasons
- Was a four-year starter at guard for Nebraska from 2002-05
- Three-year team captain and started 98 games in his career
- Served as a graduate assistant at Creighton from 2005-07

City	Station	Frequency
Ainsworth	KBRB	1400 AM
Alliance	KCOW	1400 AM
Beatrice	KWBE	1450 AM
Broken Bow	KBBN	95.3 FM
Chadron	KCSR	610 AM
Columbus	KJSK	900 AM
Cozad	KAMI	1580 AM
Fairbury	KGMT	1310 AM
Falls City	KTNC	1230 AM
Fremont	KFMT	105.5 FM
Grand Island	KRGI	1430 AM
Hastings	KHAS	1230 AM
Hastings	KLIQ	94.5 FM
Holdrege	KUVR	1380 AM
Imperial	KADL	102.9 FM
Kearney	KGFV	1340 AM
Lexington	KRVN	880 AM
Lincoln	KLIN	1400 AM
Lincoln	KLIN	99.3 FM
McCook	KSWN	93.9 FM
McCook	KZMC	102.1 FM
Nebraska City	KNCY	1600 AM
Norfolk	KNEN	94.7 FM
North Platte	KODY	1240 AM
Omaha	KXSP	590 AM
Scottsbluff	KNEB	960 AM
Scottsbluff	KNEB	994.1 FM
Sidney	KSID	1340 AM
Superior	KRFS	1600 AM
Superior	KRFS	103.9 FM
Valentine	KVSH	940 AM
West Point	KTIC	840 AM

Also available nationwide on Huskers.com and the Huskers App.

PROBABLE STARTERS VS. OHIO STATE (BASED ON LAST GAME)



#30 KEISEI TOMINAGA | G | SR. | 6-2 | 179 | MORIYAMA NAGOYA AICHI, JAPAN

2023-24 Averages: PPG: 14.0 | RPG: 2.0 | APG: 1.3 | SPG: 0.9

Worth Noting: Tallied six points and two assists vs. Minnesota...Led NU with 20 points and three assists vs. Indiana...46 career double-figure games and 14 20+ games...Finished with 19 points, two assists and two steals vs. Michigan...Career-high 31 points at No. 14 Illinois, including 5-of-7 from 3-point range...Finished with 14 points and a career-high six boards vs. Northwestern...Totaled 19 points and four assists vs. No. 1 Purdue...Scored 28 points vs. Indiana...Preseason All-Big Ten selection...Averaged 13.1 ppg while shooting 50% from the field and 40% from 3-point range in 2022-23...Saw action in 30 games in 2021-22, averaging 5.7 points per game...Averaged 16.3 ppg at Ranger College, helping the school to the NJCAA semifinals in 2021.

Career Bests: Pts: 31 | Reb: 6 | Ast: 4 (2x) | Stl: 5

#3 BRICE WILLIAMS | G | JR. | 6-7 | 213 | HUNTERVILLE, N.C.

2023-24 Averages: PPG: 12.9 | RPG: 5.8 | APG: 2.3 | SPG: 1.0

Worth Noting: Grad transfer who reached double figures 21 times in 2023-24...Had 15 points, eight caroms and three steals vs. Minnesota...Finished with 18 points and six boards at Indiana...Collected a double-double at Northwestern with 13 points and 10 boards...Totaled 17 points and nine boards vs. No. 6 Wisconsin...Led NU with 22 points at Rutgers...Dished out a career high nine assists along with 11 rebounds and nine points vs. No. 1 Purdue...Scored a season-high 25 points vs. Oregon State...Second-team Conference USA pick in 2022-23, averaging 13.8 ppg and 5.3 rpg...MVP of the CBI (16.3 ppg, 7.8 rpg, 3.0 apg)...Father (Henry) scored a school-record 2,382 points at Charlotte and is a member of the school's Hall of Fame.

Career Bests (includes Charlotte): Pts: 32 | Reb: 13 | Ast: 9 | Stl: 4

#4 JUWAN GARY | F | JR. | 6-6 | 215 | COLUMBIA, S.C.

2023-24 Averages: PPG: 12.1 | RPG: 6.0 | APG: 1.2 | SPG: 1.

Worth Noting: Had a career-high 22 point effort with eight boards vs. Minnesota...14 double-figure games and a pair of double-doubles in 2023-24...Keyed NU's win at Indiana with 15 points and six boards...Finished with 12 points and 11 boards at No. 14 Illinois...Grabbed a career-high 18 boards, including 11 offensive caroms, and added 13 points at K-State...Tied career high with 20 points on 8-of-11 shooting vs. Michigan State...Averaged 9.5 ppg, 6.5 rpg and 1.4 spg in 2022-23 before a season-ending shoulder injury...Played in 29 games at Alabama in 2021-22 (6.5 ppg and 3.4 rpg)...Helped Alabama to an SEC title and an NCAA Sweet 16 appearance in 2020-21...Ranked No. 64 nationally in the class of 2019 by ESPN, averaging 25 points and seven rebounds as a senior.

Career Bests (includes Alabama): Pts: 22 | Reb: 18 | Ast: 4 | Bl: 4 | St: 4

#53 JOSIAH ALLICK | F | SR. | 6-8 | 231 | LINCOLN, NEB.

2023-24 Averages: PPG: 6.9 | RPG: 4.9 | APG: 1.3

Worth Noting: Eight double-figure games in '23-24...Had nine points and eight boards vs. Minnesota...Finished with seven points, six boards and four assists vs. Indiana...Totaled season highs of 16 points and eight boards vs. Michigan...Scored 15 points vs. Northwestern...Tallied 12 points, seven boards and five assists vs. Duquesne...Spent 2022-23 at New Mexico, averaging 8.4 ppg and 7.3 rpg...was 2nd in the Mountain West in rebounding...Played three years at UMKC, earning honorable-mention all-Summit League honors in 2020-21...Lincoln native played at North Star HS...His mother (Colleen Ziegelbein), father (Melvin Allick) and stepfather (Bill Ziegelbein) were collegiate athletes...younger sister (Rebekah) is the starting middle blocker for the NU volleyball team.

Career Bests (includes UMKC/UNM): Pts: 29 | Reb: 18 | Ast: 5 (3x) | Stl: 3 (2x) | Bl: 3 (2x)

#51 RIENK MAST | F | JR. | 6-10 | 248 | GRONINGEN, NETHERLANDS

2023-24 Averages: PPG: 12.9 | RPG: 7.8 | APG: 3.0

Worth Noting: Four 20-point games and 17 double-figure efforts in 2023-24...Leads NU with five double-doubles...Had 10 points and six boards vs. Minnesota...Totaled 11 points and a career-high eight assists vs. Michigan...Finished with 21 points at No. 14 Illinois...Tallied 20 points and eight boards vs. No. 6 Wisconsin...Scored a career-high 34 points, including 6-of-8 from 3-point range, and 10 boards vs. OSU...Tallied 18 points vs. No. 1 Purdue...Shined at K-State with 19 points and 12 caroms...Posted 20 points and a season-high 16 rebounds against FAMU...Spent the summer with the Netherlands National Team...Earned All-Missouri Valley Conference honors in '22 & '23 at Bradley...First-team All-MVC honors in '22-23, leading Bradley in scoring (13.8 ppg) & rebounding (8.0 rpg).

Career Bests (includes Bradley): Pts: 34 | Reb: 17 | Ast: 8 | Stl: 3 (3x) | Bl: 3 (2x)

NATIONAL POLLS

ASSOCIATED PRESS (FEB. 26)

No	Team (1st)	Record	Points	Prev.
1	Houston (53)	24-3	1540	2
2	Purdue (4)	25-3	1460	3
3	UConn (5)	25-3	1459	1
4	Tennessee	21-6	1338	3
5	Marquette	21-6	1243	7
6	Arizona	21-6	1188	4
7	Kansas	21-6	1156	9
8	Iowa State	21-6	1155	6
9	North Carolina	21-6	1130	10
10	Duke	21-6	976	8
11	Auburn	21-6	862	14
12	Creighton	20-8	783	15
13	Illinois	20-7	726	12
14	Alabama	19-8	695	13
15	Baylor	19-8	689	11
16	Kentucky	19-8	649	17
17	Saint Mary's	23-6	646	18
18	South Carolina	22-5	471	20
19	Washington State	21-7	361	21
20	San Diego State	21-7	305	19
21	Dayton	21-5	261	16
22	Utah State	22-5	207	NR
23	Gonzaga	22-6	184	NR
24	Florida	19-8	140	NR
25	South Florida	21-5	127	NR

Others receiving votes: BYU 92, Texas Tech 65, Clemson 45, TCU 45, Wake Forest 44, Wisconsin 42, Nevada 25, Colorado St. 20, Arizona St 17, New Mexico 10, FAU 8, Oklahoma 7, Nebraska 7, Mississippi St. 5, Washington 4, Appalachian St 3, Northwestern 1, Boise St. 1, McNeese St. 1, Indiana St 1, Loyola Chicago 1.

USA TODAY COACHES (FEB. 26)

No	Team (1st)	Record	Points	Prev.
1	Houston (25)	24-3	791	2
2	UConn (3)	25-3	756	1
3	Purdue (4)	25-3	755	3
4	Tennessee	21-6	698	5
5	Marquette	21-6	616	8
6	Iowa State	21-6	605	6
7	Arizona	21-6	597	4
8	North Carolina	21-6	589	9
9	Kansas	21-6	582	10
10	Duke	21-6	461	7
11	Auburn	21-6	426	14
12	Creighton	20-8	412	15
13	Alabama	19-8	372	13
14	Baylor	19-8	353	11
15	Kentucky	19-8	351	17
16	Illinois	20-7	348	12
17	Saint Mary's	23-6	332	18
18	South Carolina	22-5	214	20
19	San Diego State	21-7	153	19
20	Dayton	21-5	152	16
21	Washington State	21-7	149	22
22	Gonzaga	22-6	132	NR
23	Utah State	22-5	114	NR
24	Florida	19-8	98	NR
25	South Florida	21-5	57	NR

Others receiving votes: BYU 53; Wake Forest 51; TCU 36; Texas Tech 35; Wisconsin 20; Oklahoma 19; Clemson 15; Nevada 14; Virginia 10; Nebraska 8; App State 8; Seton Hall 7; Northwestern 3; Loyola Chicago 3; James Madison 2; Indiana State 2; Boise State 1

BIG TEN STANDINGS (AS OF FEB. 26)

Team	B1G	Pct.	Overall	Pct.
Purdue	14-3	.824	25-3	.893
Illinois	11-5	.688	20-7	.741
Northwestern	10-6	.625	19-8	.704
Wisconsin	10-6	.625	18-9	.667
Nebraska	10-7	.588	20-8	.714
Michigan State	9-8	.529	17-11	.607
Minnesota	8-8	.500	17-10	.630
Iowa	8-9	.471	16-12	.571
Penn State	8-9	.471	14-14	.500
Maryland	7-10	.412	15-13	.536
Indiana	6-10	.375	14-13	.519
Rutgers	6-10	.375	14-13	.519
Ohio State	6-11	.353	16-12	.571
Michigan	3-14	.176	8-20	.286

Upcoming Big Ten Schedule

Date	Contest	Time
Feb. 24	Penn State 83, Indiana 74 Illinois 95, Iowa 85	
Feb. 25	Purdue 84, Michigan 76 Maryland 63, Rutgers 46, Nebraska 73, Minnesota 55 Ohio State 60, Michigan State 57	
Feb. 27	Wisconsin at Indiana Penn State at Iowa	6 p.m. 8 p.m.
Feb. 28	Northwestern at Maryland Minnesota at Illinois	6 p.m. 8 p.m.
Feb. 29	Nebraska at Ohio State Michigan at Rutgers	5:30 p.m. 7:30 p.m.
March 2	Illinois at Wisconsin Penn State at Minnesota Iowa at Northwestern Michigan State at Purdue	Noon 2:15 p.m. 4:30 p.m. 7 p.m.
March 3	Indiana at Maryland Michigan at Ohio State Rutgers at Nebraska	1 p.m. 3 p.m. 5:30 p.m.
March 5	Purdue at Illinois	6 p.m.
March 6	Northwestern at Michigan State Indiana at Minnesota	6 p.m. 8 p.m.
March 7	Rutgers at Wisconsin	6 p.m.
March 9	Minnesota at Northwestern	8 p.m.
March 10	Nebraska at Michigan Wisconsin at Purdue Ohio State at Rutgers Michigan State at Indiana Illinois at Iowa Maryland at Penn State	11 a.m. 11:30 a.m. 1 p.m. 3:30 p.m. 6 p.m. 6:30 p.m.

BY THE NUMBERS

Nebraska Cornhuskers			Ohio State Buckeyes		
2023-24 Team Statistics (Record: 20-8, 10-7 Big Ten)			2023-24 Team Statistics (Record: 16-12, 6-11 Big Ten)		
Category	Nebraska	OPP	Category	OSU	OPP
SCORING	2159	1945	Scoring	2073	1957
Points per game	77.1	69.5	Points per game	74.0	69.9
Scoring margin	+7.6	-	Scoring margin	+4.1	-
FIELD GOALS-ATT	742-1651	696-1752	Field goals-att	735-1647	709-1634
Field goal pct	.449	.397	Field goal pct	.446	.434
3 POINT FG-ATT	264-731	236-733	3 point fg-att	195-585	191-534
3-point FG pct	.361	.322	3-point FG pct	.333	.358
3-pt FG made per game	9.4	8.4	3-pt FG made per game	7.0	6.8
FREE THROWS-ATT	411-541	317-468	Free throws-att	408-534	348-485
Free throw pct	.760	.677	Free throw pct	.764	.718
F-Throws made per game	14.7	11.3	F-Throws made per game	14.6	12.4
REBOUNDS	1066	1037	Rebounds	1012	953
Rebounds per game	38.1	37.0	Rebounds per game	36.1	34.0
Rebounding margin	+1.0	-	Rebounding margin	+2.1	-
ASSISTS	431	366	Assists	379	317
Assists per game	15.4	13.1	Assists per game	13.5	11.3
TURNOVERS	318	327	Turnovers	282	296
Turnovers per game	11.4	11.7	Turnovers per game	10.1	10.6
Turnover margin	+0.3	-	Turnover margin	+0.5	-
Assist/turnover ratio	1.4	1.1	Assist/turnover ratio	1.3	1.1
STEALS	178	181	Steals	153	137
Steals per game	6.4	6.5	Steals per game	5.5	4.9
BLOCKS	74	103	Blocks	126	77
Blocks per game	2.6	3.7	Blocks per game	4.5	2.8

ABOUT OHIO STATE

Under interim coach Jake Diebler, Ohio State is 16-12 on the season following Sunday's win over Michigan State. Diebler had been on the Buckeye coaching staff for five years, serving as associate head coach the past two seasons before he was promoted on Feb. 14.

OSU is keyed by a trio of sophomores who returned after playing significant roles in 2022-23. Bruce Thornton leads the Buckeye attack, as he is averaging 16.2 points and 4.2 assists per outing while posting a 3.7 assist-to-turnover ratio. Roddy Gayle Jr. is averaging 13.7 ppg and 4.4 rebounds per game while Felix Okpara is at 6.1 ppg along with team highs in both rebounds per game (6.2 rpg) and blocked shots (2.3 bpg). Minnesota transfer Jamison Battle has given the Buckeyes an elite shooting threat as he is averaging 14.2 ppg while shooting 44 percent from 3-point range. He did not play in Sunday's game due to an injury but is expected back for Thursday's game.

Series History: Ohio State leads the all-time series, 20-7, in a series that dates back to 1936. The Buckeyes are 16-5 against the Huskers since Nebraska joined the Big Ten in 2011-12, but Nebraska has won the last three matchups dating back to March 1, 2022. Thursday's game will be just the eighth time in 22 meetings that OSU has not been ranked at game time against the Huskers since Nebraska joined the Big Ten.

Last Meeting: Behind a career-high performance from Rienk Mast, Nebraska posted an 83-69 win over Ohio State on Jan. 23. Mast hit 13-of-17 shots from the field, including 6-of-8 behind the 3-point line en route to a career-high 34 point, 10-rebound, four-assist effort. Mast had 21 points in the second half on 9-of-10 shooting as his 34-point night topped his previous career high of 30 set in the 2023 MVC Tournament.

Nebraska shot nearly 50 percent from the field and hit 14 3-pointers, including four by C.J. Wilcher, who came off the bench and added 16 points and three assists. Brice Williams gave NU a trio of double-figure nights with 14 points and seven rebounds. Nebraska dished out 19 assists and had just six turnovers in the win.

SERIES AT A GLANCE

- All-time: Ohio State leads, 20-7
 - In Lincoln: Ohio State leads, 7-4
 - At Pinnacle Bank Arena: Ohio State leads, 4-3
 - In Columbus: Ohio State leads 10-2
 - At Value City Arena: Ohio State leads, 7-2
 - El Paso, Texas: Nebraska leads 1-0
 - In Big Ten Conference games: Ohio State leads, 14-5
 - In Big Ten Tournament games: Ohio State leads, 2-0
- Husker-Buckeye Superlatives**
- Most consecutive wins (year ended): Nebraska 3 (2022-present); Ohio State 9 (1987-2014)
 - Most points scored: Nebraska, 83, at Lincoln, Neb., Jan. 23, 2024; Ohio State, 103, at Columbus, Ohio, Dec. 14, 1988
 - Highest combined score: 179, Ohio State, 103, Nebraska, 76, at Columbus, Ohio, Dec. 14, 1988
 - Biggest winning margin: Nebraska, 14, at Lincoln, Neb., Jan. 23, 2024; Ohio State, 36, at Columbus, Ohio., Dec. 30, 2019

SERIES HISTORY (SINCE NEBRASKA JOINED BIG)

Date	Site	Rk.	Result	Neb.	OSU
1-3-12	A	-/8	L	40	71
1-21-12	H	-/6	L	45	79
1-2-13	A	-/8	L	44	70
2-2-13	H	-/11	L	56	63
3-15-13	N	-/10	L	50	71
1-4-14	A	-/3	L	53	84
1-20-14	H	-/18	W	68	62
3-14-14	N	-/23	L	67	71
2-26-15	A	-/-	L	57	81
2-20-16	H	-/-	L (OT)	62	65
1-18-17	H	-/-	L	66	67
2-18-17	A	-/-	W	58	57
1-22-18	A	-/13	L	59	64
1-26-19	H	-/-	L	60	70
1-14-20	A	-/21	L	66	80
2-27-20	H	-/23	L	54	75
12-30-20	A	-/25	L	54	90
2-2-22	H	-/13	L (OT)	79	87
3-1-22	A	-/23	W	78	70
1-18-23	H	-/-	W	63	60
1-23-24	H	-/-	W	83	69

NEBRASKA CAREER TOTALS VS. OHIO STATE

Player	GP-GS	Min-Avg	FG-FGA	Pct	3FG-FGA	Pct	FT-FTA	Pct	Off	Def	Tot	Avg	PF-FO	A	TO	Blk	Stl	Pts	Avg
Mast	1-1	33-33.0	13-17	0.765	6-8	.750	2-2	1.000	1	9	10	10.0	1-0	4	1	2	0	34	34.0
Williams	1-1	27-27.0	5-9	0.556	2-4	.500	2-2	1.000	2	5	7	7.0	1-0	4	2	0	1	14	14.0
Wilcher	4-0	117-29.3	19-39	0.487	11-20	.550	1-2	.500	3	5	8	2.0	5-0	4	2	0	2	50	12.5
Tominaga	3-3	55-18.3	8-23	0.348	3-13	.231	4-5	.800	0	2	2	0.7	6-0	3	0	0	1	23	7.7
Allick	1-1	24-24.0	2-6	0.333	1-2	.500	2-4	.500	1	2	3	3.0	1-0	0	1	0	0	7	7.0
Rice	1-0	14-14.0	1-3	0.333	0-1	.000	2-2	1.000	1	2	3	3.0	1-0	0	0	0	0	4	4.0
Hoiberg	1-0	27-27.0	0-2	0.000	0-0	.000	1-2	.500	1	3	4	4.0	2-0	0	1	0	2	1	1.0
Lawrence	2-1	50-25.0	3-9	0.333	1-3	.333	0-0	.000	1	7	8	4.0	3-0	6	3	0	0	7	3.5

Ohio State Probable Starters

No.	Name	Pos.	Yr.	Ht.	Wt.	G/GS	PPG	RPG	Other
1	Roddy Gayle Jr.	G	So.	6-4	210	28/28	13.7	4.4	3.2 apg
2	Bruce Thornton	G	So.	6-2	215	28/28	16.2	3.4	4.2 apg
10	Jamison Battle	F	Sr.	6-7	220	27/27	14.2	5.1	1.1 apg
12	Evan Mahaffey	G	So.	6-6	200	28/28	5.0	4.4	1.2 spg
34	Felix Okpara	C	So.	6-11	235	27/27	6.1	6.2	2.3 bpg

2023-24 Stats

WORTH NOTING

• Nebraska has already exceeded its win total from last season (16) and the 20 wins this season are the most by the Huskers since the 2018-19 season. Under Fred Hoiberg, NU has increased its win total in each of the past three years, the first time that has happened in the program since the mid-1960s (1963-64 to 1965-66).

• Nebraska picked up its 20th win of the season with the win over Minnesota on Feb. 25. It is the 14th 20-win season in program history. It also marked just the seventh time in school history that NU has won at least 20 games during the regular season (also 1919-20, 1965-66, 1977-78, 1990-91, 1992-93, 2017-18).

• Nebraska enters Thursday's game with a 20-8 record, which matches the Huskers' best 28-game mark since joining the Big Ten in the 2011-12 season (also 19-8 in 2017-18). The last time NU had a better record after 28 games was a 23-5 mark in 1990-91.

• Nebraska is one of 23 teams nationally that ranks in the top 50 both offensive and defensive efficiency in KenPom as of Feb. 26. The Big Ten has four teams in the top 50 in both - Nebraska, Purdue, Michigan State and Wisconsin, as the Big Ten, Big 12 and Big East has four teams apiece.

• The Huskers are 17-1 inside Pinnacle Bank Arena this season, which matches the single-season record for home wins in a season (also 1982-83, 2007-08 and 2010-11). A win on Sunday against Rutgers would give NU its best home winning percentage since 1965-66 and a perfect conference home record for just the 10th time in school history and second time since World War II (also 1965-66 and 2017-18). All of the other seasons with a perfect conference record were between 1908 and 1921.

• NU goes for its 11th Big Ten win of the season on Thursday, as NU has 13 seasons with at least 10 conference wins, including 2023-24. It is the first time Nebraska has finished .500 or better in Big Ten play for the first time since the 2017-18 season and third time since joining the conference in 2011-12.

• The 2023-24 season marks just the fourth time in school history that both the Husker men and women have won 10-or-more conference games, as the Husker women are 11-6 heading into Sunday's regular-season finale at Illinois. The others took place in 2017-18 (Big Ten), 2013-14 (Big Ten) and 1997-98 (Big 12).

• Nebraska enters the Minnesota game averaging 77.1 points per game to rank fourth in the Big Ten in scoring offense as of Feb. 26. It is an increase of more than nine points per game from last year and NU's highest scoring average since 1995-96 (80.2 ppg). NU has climbed from 149th to 38th nationally in offensive efficiency in KenPom as of Feb. 26. NU's highest average since joining the Big Ten is 73.3 points per game in 2021-22.

• Nebraska has already broken several long losing streaks to teams this season. The Feb. 10 win over Michigan snapped an eight-game losing streak to the Wolverines. It marked the fifth streak of at least seven games snapped this season: Michigan State (11 games); Michigan (eight games); Kansas State (seven games); Indiana (seven games) and Northwestern (seven games).

Season Highlights at a Glance

- First win over AP No. 1 team since 1982
- Two wins over top-10 teams for 6th time in school history (No. 1 Purdue; No. 6 Wisconsin)
- 10-1 mark in non-con. for first time since 2018-19
- 7-game win streak, longest since 2010-11
- First win over Michigan State since 2016
- First win over Kansas State since 2009
- First road win over K-State since 2006
- First win over Indiana since 2019
- First win over Northwestern since 2019
- First win over Michigan since 2018
- First season sweep of Indiana since 2013-14
- Tied school record for home wins (17)
- 14th 20-win season in school history

Best Home Mark by Pct. (min 10 games)

No.	Season	Record	Pct
1.	1965-66	11-0	1.000
	1920-21	10-0	1.000
	1912-13	10-0	1.000
4.	2023-24	17-1	.944
	1982-83	17-1	.944
6.	2016-17	16-1	.941

Most Conference Wins in a Season

No	Year	Conference
13	2017-18	Big Ten
12	1965-66	Big Eight
12	1915-16	Missouri Valley
11	2013-14	Big Ten
11	1924-25	Missouri Valley

Offensive Numbers

Category	22-23	23-24
Record	16-16	20-8
Points per Game	68.0	77.1
FG Pct.	.457	.449
3-Pt Pct.	.326	.361
FT Pct.	.641	.760
3 Pt/Gam	6.7	9.4

TOP-10 PBA CROWDS

No.	Attend.	Opponent	Date
1.	15,998	Wisconsin	March 9, 2014
2.	15,991	Penn State	Feb. 25, 2018
3.	15,987	Tennessee-Martin	Nov. 28, 2014
4.	15,978	Northwestern	March 1, 2014
5.	15,960	Iowa	Feb. 25, 2022
6.	15,952	Iowa	Jan. 27, 2018
7.	15,950	Creighton	Dec. 8, 2018
8.	15,949	Arkansas State	Dec. 14, 2013
9.	15,946	South Dakota State	Nov. 15, 2019
10	15,945	Minnesota	Jan. 26, 2014

RECORD AT PINNACLE BANK ARENA

Season	Wins	Losses	Pct.
2013-14	15	1	.938
2014-15	10	6	.625
2015-16	10	8	.556
2016-17	8	8	.500
2017-18	16	1	.941
2018-19	13	5	.722
2019-20	5	11	.313
2020-21	6	9	.400
2021-22	7	11	.368
2022-23	11	4	.733
2023-24	17	1	.944
Totals	118	66	.641

2023-24 MISC. STATS

TEAM LEADERS

Double-Figure Scoring Games: Williams (21); Mast (17); Tominaga (17); Wilcher (12); Gary (14) Allick (8); Lawrence (9); Rice (3); Hoiberg (1)

10+ Rebounding Games: Mast (6); Gary (4); Williams (2)

10+ Assist Games: N/A

Double-Doubles: Mast (5); Gary (4)

Triple-Doubles: N/A

20-Point Games: Tominaga (5); Mast (4); Gary (3); Williams (2); Wilcher (1)

30-Point Games: Mast (1); Tominaga (1)

Games Leading NU in Scoring: Tominaga (9), Mast (5); Wilcher (5); Gary (4); Williams (3); Hoiberg (1); Allick (2)

Games Leading NU in Rebounding: Mast (12); Williams (8); Allick (7); Gary (5); Hoiberg (3); Lawrence (2);

Games Leading NU in Assists: Lawrence (11); Williams (8); Mast (5); Coleman (3); Tominaga (3); Hoiberg (3); Allick (1);

Games Leading NU in Blocks: Williams (9); Gary (7); Mast (8); Wilcher (3); Hoiberg (2); Allick (5); Coleman (1); Diop (1); Rice (2); None (4)

Games Leading NU in Steals: Williams (7); Hoiberg (7); Lawrence (6); Tominaga (5); Gary (6); Wilcher (4); Allick (3); Mast (1); Rice (1)

HUSKER DOUBLE-DOUBLES IN 2023-24

Player	Opponent	Totals
Mast	Florida A&M	20 pts./16 reb.
Mast	Rider	12 pts./13 reb.
Mast	vs. Oregon State	15 pts./13 reb.
Gary	vs. Oregon State	12 pts./10 reb.
Mast	at Kansas State	19 pts./12 reb.
Gary	at Kansas State	13 pts./18 reb.
Gary	North Dakota	12 pts./12 reb.
Mast	Ohio State	34 pts./10 reb.
Gary	at Illinois	12 pts./11 reb.
Williams	at Northwestern	13 pts./10 reb.

HUSKER DOUBLE-DOUBLES BOARD

Player	2023-24	at Neb	Career*
Mast	5	5	25
Allick	0	0	11
Gary	4	5	7
Williams	1	1	5
Keita	0	1	1
Coleman	0	0	2
Totals	10	12	51

9.4

NU leads the Big Ten with 9.4 3-pointers per game as of Feb. 26, an average which is on pace to challenge the single-season school record for 3-pointers per game (9.5/gm, 2001-02). The Huskers are 10-4 this season when hitting at least 10 3-pointers.

2023-24 MBB QUICK FACTS

Location	Lincoln, Neb.
Founded	1869
Enrollment	23,600 (Fall 2023)
Nickname	Cornhuskers, Huskers
Colors	Scarlet & Cream
Affiliation	NCAA Division I
Conference	Big Ten Conference
Home Arena	Pinnacle Bank Arena
Capacity/Year Opened	15,000/2013
Chancellor	Rodney Bennett
Faculty Rep.	Scott M. Fuess Jr.
Vice Chancellor, Director of Athletics	Trev Alberts
Athletic Dept. Phone	(402) 472-4224
Assistant A.D./Ticketing	Holly Adam
Ticket Office Phone	(402) 472-3111 or 1-800-8BIGRED
Website	Huskers.com

BASKETBALL HISTORY

First year of basketball	1896-97
Regular-season conference titles (last)	7 (1950)
Postseason conference titles (last)	1 (1994)
All-time postseason appearances	26
All-time postseason record	24-25
NCAA Appearances (last)	7 (2014)
NIT Appearances (last)	19 (2019)

BASKETBALL STAFF

Head Coach	Fred Hoiberg (5th season)
Alma Mater (Year)	Iowa State (1995)
Assistant Coaches	Adam Howard (2nd season)
	Nate Loenser (3rd season)
	Ernie Zeigler (2nd season)
Director of Men's Basketball Strength and Conditioning	
Director of Basketball Strategies & Business Operations	Kurt Joseph
	Luca Virgilio
Asst. Director of Operations	Sheryl Burbach
Director of Player Development	Emmanuel Tommy
Video Coordinator	Michael Bania
Recruiting Coordinator	Padyn Borders
Graduate Managers	Nihilo Ibarra, Justin Moore, Joey St. Pierre
Athletic Trainer	Andrew McCabe
Equipment Manager	Pat Norris

2023-24 TEAM INFORMATION

2022-23 Record	16-16 (11-4 H, 4-9 A, 1-3 N)
Big Ten Record (Finish)	9-11 (t-11th)
Big Ten Championship	0-1, lost to Minnesota, 78-75
Postseason	None
Starters Returning/Lost	3/3
Lettermen Returning/Lost	7/6
Scholarship Newcomers	7

COMMUNICATIONS INFORMATION

Associate A.D./Communications	Keith Mann
Office Phone	(402) 472-2263
Sr. Assoc. Director/MBB Contact	Shamus McKnight
Office/Cell Phone	(402) 472-7772 / (402) 540-0268
E-Mail	smcknight@huskers.com
Press Row Phone	(402) 904-5925
Communications Mailing Address	P.O. Box 880123, 800 Stadium Drive, Lincoln, NE 68588-0123

MEDIA WEBSITE

Media can access Nebraska's media site for headshots, the digital media guide, press conference videos and more.

Huskers.com/media

19

Nebraska has won its 19 games dating back to last season when holding an opponent to 70 points or less. This season, NU is 15-0 following the win over Minnesota on Feb. 25.

• Nebraska leads the Big Ten and ranks 26th nationally with 9.4 3-pointers per game as of Feb. 26. NU has 255 3-pointers this season, a total which is third on NU's single-season chart. The Huskers are just 15 3-pointers away from matching the school record set in 2018-19 (36 games).

• A few Huskers are approaching milestones heading into Thursday's game at Ohio State. **Keisei Tominaga**: Has 955 career points and can make a big jump on NU's scoring chart this week...Needs 45 points to become the 31st player in school history to reach 1,000 points at Nebraska. **C.J. Wilcher**: Is eight points from 800 for his career and 750 points at Nebraska...Is 20 points away from cracking the top-60 scorers on NU's career list. **Josiah Allick**: Is 10 points away from 1200 career points and 15 rebounds away from 750 of his career...**Brice Williams**: Is 10 rebounds away from 500 for his career...is 39 points away from 1,200 for his career.

• With the win over No. 6 Wisconsin on Feb. 1, Nebraska has two top-10 wins for the first time since 2013-14 and the sixth time in school history (2023-24, 2013-14, 1993-94, 1991-92, 1990-91 and 1957-58). The 1957-58 team was coached by Jerry Bush, the grandfather of current Husker Head Coach Fred Hoiberg.

• The Huskers have been one of the most consistent teams in the Big Ten for the last year. NU is 26-11 over the last 37 games dating back to Feb. 1, 2023, which ranks second only to Purdue in the Big Ten in winning percentage and wins in that span.

• Nebraska enters Thursday's game ranked fourth in the Big Ten in free throw shooting at 76.0 percent. It is on pace to be one of NU's highest season percentages in school history and the highest since the 2011-12 team set a school record with a .766 free throw percentage. In Big Ten play, Nebraska is shooting 78.4 percent from the line as a team.

• While NU's offense garners much of the headlines, the Huskers' defense has made significant strides this season. The Huskers are sixth in scoring defense (65.9 ppg) and is holding opponents to 39.7 percent shooting to lead the Big Ten. NU has held eight straight foes to under 43 percent dating back to Jan. 27 and has jumped to 33rd nationally in defensive efficiency from 69th last season.

• The Huskers are 25-6 under Fred Hoiberg when scoring at least 80 points, including 20-3 over the last three seasons. All three losses have come in overtime (104-100 in 4OT at NC State on Dec. 1, 2021; 87-82 in OT at Rutgers on Jan. 17, 2024; 87-84 at Illinois on Feb. 4, 2024). NU had won its last 17 games when reaching the 80-point plateau before the OT loss at Rutgers.

• Nebraska's bench has provided a spark, averaging a conference-best 22.6 points per game as of Feb. 26. The Huskers' leading scorer has come from the bench eight times (Hoiberg-Lindenwood; Wilcher-five times; Gary-Stony Brook; Allick-Iowa), and NU has had 25 double-figure efforts from its bench in 2023-24.

LAST TIME OUT

Juwan Gary had 18 of his career-high 22 points in the second half, as Nebraska picked up its 20th win of the season with a 73-55 win over Minnesota on Feb. 25.

Gary hit 7-of-13 shots from the field, including a career-high four 3-pointers in posting his third career 20-point game for Nebraska, which held Minnesota to 31 percent shooting and a season-low 55 points.

Brice Williams had 15 points and eight rebounds, while Jamarques Lawrence and Rienk Mast added 11 and 10 markers, respectively. Nebraska has won its last four conference games by 15-or-more points, the first time that has happened for the Huskers since the 1911-12 season.

Leading 28-20 at the break, the Huskers opened the second half with a 15-6 run, as Gary, Williams and Mast had five points apiece as the Huskers built a 43-26 lead with just under 16 minutes remaining after Gary's 3-pointer. The Huskers kept extending the lead and pushed the lead to 20 at 50-30 after Gary's second 3-pointer of the half and Nebraska kept a comfortable margin the rest of the way. Nebraska led by as much as 23 before cruising to an 18-point win.

Team Single-Season 3-Point Chart

No.	Year	3-Pt.
1.	2019	270
2.	2002	267
3.	2024	264
4.	2020	253

NU Career Scoring List

No.	Player	Points
31.	Mikki Moore	986
32.	Beau Reid	976
33.	Bob Siegel	970
34.	Tom Scantlebury	965
35.	Nate Branch	958
36.	Keisei Tominaga	955

Best Records in BIG since Feb. 1, 2023

No.	Team	Record	Pct.
1	Purdue	33-8	.805
2	Nebraska	26-11	.703
3	Northwestern	26-14	.650
4	Illinois	24-14	.632
5	Wisconsin	26-16	.619

H/T - barttorvik.com (as of 2/26)

Best Season-Season FT Pct.

No.	Year	Pct.
1.	2011-12	.766
2.	1967-68	.765
-	2023-24	.760
3.	1980-81	.750

Postgame Notes

- Nebraska tied a school record with its 17th home win, which had been done three other times in school history. Nebraska is 17-1 at Pinnacle Bank Arena this season.
- Nebraska held Minnesota to a season-low 55 points as its previous low was 58 at San Francisco on Nov. 26.
- NU has won four straight Big Ten games by at least 15 points. This marks the first time Nebraska has won four straight conference games by 15 or more points since winning four straight Missouri Valley Conference games by at least 15 points in 1911-12.
- Juwan Gary posted a career high with 22 points, eclipsing his previous career high of 20 on two other occasions. Gary also had a career-high four 3-pointers, topping his previous best of three on two other occasions.
- Jamarques Lawrence finished with 11 points off the bench, the 25th double-figure effort off the bench by a Husker this season.

11.0


Jamarques Lawrence is averaging 11.0 points per game on 51 percent shooting since moving to the bench on Feb. 7. He had 19 points, including 5-of-5 shooting from 3-point range at Indiana on Jan. 21 and had 11 points in the win over Minnesota on Feb. 25.

A RED LETTER DAY: HUSKERS KNOCK OFF NO. 1 PURDUE

The 88-72 win over No. 1 Purdue on Jan. 9 marked Nebraska's fourth all-time win against a No. 1 team and first since a 67-51 win at Missouri on Feb. 6, 1982.

- The Huskers' other wins against No. 1 teams came in 1958 (Kansas State) and Michigan (1964).
- Nebraska snapped an 11-game losing streak against AP No. 1 teams dating back to 1982.
- Of Nebraska's four all-time wins against No. 1 teams, Fred Hoiberg's family has been part of two of them. His grandfather, Jerry Bush, coached the Huskers to their 1958 win over No. 1 Kansas State.
- The win over Purdue was NU's 25th all-time win against a top-10 team in program history.
- Nebraska has now beaten at least one top-10 team in each of the past three seasons, the first time that has happened since NU knocked off top-10 teams in four consecutive seasons (1990-91 to 1993-94) under Danny Nee.
- With Nebraska and Creighton both knocking off No. 1 teams, it marks the first time since 2019-20 that two teams from the same state knocked off No. 1 teams (Stephen F. Austin/Duke and Texas Tech/Louisville).
- It's the first time ever that two different schools from the same state beat the number 1 team by 15+ points in the same season.

Program Wins vs. No. 1		
Date	Opponent	Score
3/3/1958	Kansas State	W, 55-48
12/12/1964	Michigan	W, 74-73
2/6/1982	at Missouri	W, 67-51
1/9/2024	Purdue	W, 88-72

**FINDING BALANCE**

Nebraska has relied on its depth and a balanced attack with four players averaging double figures and three others averaging at least 6.6 points per contest.

- Nebraska does not have a player in the top 20 of the Big Ten in scoring (Keisei Tominaga, 21st) but have four players that average between 12.1 and 14.0 points per game.
- Nine different players reached double figures this season, and the Huskers have had seven different leading scorers.
- Five players have had 20+ points in a game this year, while both Rienk Mast and Keisei Tominaga have posted 30-point contests.
- Eight players are averaging at least 15 minutes per game while no Husker ranks in the top 25 of the Big Ten in minutes per game.
- NU has gotten at least one double-figure effort from its bench in 23 of 28 contests.
- The Huskers had a season-best six players in double figures in the win over North Dakota on Dec. 20 and four other games with five double-figure scorers.
- The Huskers have battled through injuries during the season, as only four players - Brice Williams, Jamarques Lawrence, Sam Hoiberg and C.J. Wilcher - have played in all 28 games this season.

TOMINAGA RETURNS TO ALL-BIG TEN FORM

Nebraska returns one of college basketball's top shooters in fifth-year senior Keisei Tominaga, who leads Nebraska in scoring at 14.0 points per game. He tops the Huskers in 3-pointers (57) while shooting 37 percent from beyond the arc.

- Tominaga has heated up in February, averaging 15.1 points per game on nearly 47 percent shooting, as Nebraska has gone 5-2 this month.
- He is climbing NU's career 3-point list, as he ranks eighth with 159, as every player above him played four seasons with Nebraska. He is also 45 points away from reaching 1,000 points in his career.
- Tominaga has five 20-point games this season and has been in double figures 17 times.
- He posted his fifth 20-point game of the season with 20 points, three assists and three rebounds at Indiana on Feb. 21. Tominaga had 18 of his 20 points in the first half, as Nebraska raced out to a 51-31 lead.
- He had a career-high 31-point effort at Illinois on Feb. 4, which included going 5-of-7 from 3-point range and a perfect 8-of-8 from the foul line. It marked his second career 30-point game at Nebraska and fourth 20-point night of the season.
- After missing the first two games with a sprained ankle, Tominaga went 0-for-3 from the foul line against Stony Brook on Nov. 15. Since then, he is 58-of-61 from the line (.951).
- Tominaga finished with 14 points, including seven points in the final 2:45, and a career-high six rebounds as Nebraska closed the game on a 10-4 run in the win over Northwestern on Jan. 20.
- Against No. 1 Purdue, Tominaga hit a season-high five 3-pointers as part of a 19-point outburst. In addition, he matched a career high with four assists.
- Tominaga had a 28-point effort against Indiana on Jan. 4, hitting 9-of-15 shots from the field and scoring 18 of his 28 points after halftime.

NU Career 3-Point Chart		
No.	Player	3-pointers
6.	Erick Strickland (1993-96)	179
7.	Brian Conklin (2001-04)	176
8	Keisei Tominaga (2022-pres.)	159
9.	Ray Gallegos (2010-14)	158

Multiple 30-Point Games (Big Ten Era)		
No.	Player	30+ Point Games
1.	James Palmer Jr.	4
2.	Terry Petteway	3
	Shavon Shields	3
4.	Andrew White II	2
	Keisei Tominaga	2

HUSKERS IN THE PROS

A total of 23 former Huskers are playing professionally around the world during the 2023-24 season.

NBA/G LEAGUE

Player (Years at NU)	Team
Dalano Banton (2020-21)	Portland Trail Blazers
Bryce McGowens (2022)	Charlotte Hornets
Isaiah Roby (2017-19)	Westchester Knicks/G League
Trey McGowens (2020-22)	College Park Skyhawks
	/G League

HUSKERS PLAYING OVERSEAS

Player (Years at NU)	Country
Sek Henry (2007-10)	Turkey
Caleb Walker (2011-12)	France
Jorge Brian Diaz (2010-12)	Puerto Rico
Ray Gallegos (2010-14)	Mexico
Shavon Shields (2013-16)	Italy
Leslee Smith (2014-15)	England
Tai Webster (2014-17)	Australia
Jack McVeigh (2016-18)	Australia
Anton Gill (2017-18)	Colombia
Glynn Watson Jr. (2016-19)	Germany
James Palmer Jr. (2018-19)	Turkey
Isaac Copeland Jr. (2018-19)	Saudi Arabia
Dachon Burke Jr. (2019-20)	Lithuania
Matej Kavas (2020)	Austria
Thorir Thorbjarnarson (2018-21)	Iceland
Shamiel Stevenson (2010-21)	Hungary
Kobe Webster (2021-22)	Serbia
Lat Mayen (2021-22)	Australia
Alonzo Verge Jr. (2022)	Qatar
Sam Griesel (2023)	Germany
Emmanuel Bandoemel	Denmark

**MCGOWENS HELPS USA TO GOLD**

Former Nebraska men's basketball player Trey McGowens earned a gold medal this past October, leading Team USA to a gold medal in the FIBA 3x3 U23 World Cup in Lublin, Poland.

McGowens, who played at Nebraska for two seasons (2020-22), was named MVP of the Tournament and named to the Team of the Tournament, as the United States went 7-0. McGowens, who played for the Long Island Nets in the NBA G League last season, led all tournament players with 54 points during the competition.

At Nebraska, McGowens was a two-year starter for the Huskers (2020-22). He averaged 9.2 points, 4.0 rebounds, 2.0 assists and 1.5 steals per game at NU while he was often assigned to the opponent's top perimeter scoring threat.

974

Keisei Tominaga's free throw percentage in Big Ten play, as he is 37-of-38 from the foul line in conference play. Last year, Tominaga was a 78 percent free throw shooter in Big Ten action.

HUSKER MBB RADIO SHOW

The Husker Basketball Radio Show airs throughout the 2023-24 season across the Huskers Radio Network. Join hosts Greg Sharpe and Jessica Coody with Head Coach Fred Hoiberg or a member of the Husker Basketball Coaching staff each week. The show typically airs on Monday nights during the season. A complete schedule is below.

The show can be heard across Huskers Radio Network stations and for free on Huskers.com. Fans are encouraged to text their questions to (402) 413-2400 and join the discussion. Fans can also watch for free on the internet at YouTube.com/Huskers.

Date	Time
Monday, March 4 (Zeigler)	6 p.m.
Monday, March 11 (Hoiberg)	6 p.m.

LARGEST COMEBACKS (BIG ERA)

Nebraska matched its largest comeback of the Big Ten era against Wisconsin on Feb. 1, overcoming a 19-point deficit. Here are NU's largest comebacks since joining the Big Ten in 2011-12.

Year	Opponent	Deficit
2012-13	Iowa	19
2023-24	Wisconsin	19
2022-23	Wisconsin	17
2018-19	Iowa	16
2013-14	Indiana	16
2014-15	Omaha	16

HOIBERG'S HUSKER TIES

While Fred Hoiberg grew up in Ames and played his high school (Ames High School) and college basketball (Iowa State) there, he was born in Lincoln and has numerous ties to the city and to the University of Nebraska.

- Fred's father (Eric) and mother (Karen) both earned their undergraduate degrees from Nebraska in 1966. In fact, Eric earned his undergraduate degree, Master's degree, and Ph.D. in sociology from the university.
- His maternal grandfather was former Husker basketball coach Jerry Bush. Known as the "Big Bear of the Coliseum," Bush guided NU from 1955 to 1963, and directed two of the greatest upsets ever – a 43-41 victory over No. 4 Kansas and Wilt Chamberlain, and a 55-48 victory over No. 1 Kansas State and Olympian Bob Boozer during the 1957-58 campaign.
- His paternal grandfather (Otto) received his Master's Degree and Ph.D from Nebraska. He joined the faculty of the University of Nebraska in 1948, where he taught sociology and served as director of the community development program in the University of Nebraska Extension Division.
- Fred's son (Sam) is in his third season on the Husker basketball team after walking on. Fred and Sam are one of 22 father-son duos in Division I this season.

2 Rienk Mast became only the second Husker in the last 25 years to post a 30-point, 10-rebound game with his performance against Ohio State on Jan. 24. He joined Aleks Maric, who accomplished the feat four times in his career from 2005 to 2008.

- He led NU's comeback against North Dakota on Dec. 20, scoring seven of his 11 second-half points in a 12-0 run that helped erase a 14-point deficit. He finished with 15 points.
- Tominaga had nine points and set career highs in both assists (four) and steals (five) at Kansas State on Dec. 17. The five steals were the most by a Husker since Sam Griesel had five steals at Penn State in January of 2023.
- He topped NU with 20 points on 8-of-16 shooting in the loss to No. 15 Creighton on Dec. 3.
- He had a perfect shooting performance against Cal State Fullerton on Nov. 26, as he went 5-of-5 from the field, including 3-of-3 from 3-point range, and 4-of-4 from the foul line. Prior to Tominaga, the last player to have at least 15 points on a perfect shooting night was David Rivers at Michigan State on Jan. 13, 2013 (8-8 FG, 1-1 3Pt, 1-1 FT).

MAST ANCHORS HUSKER POST

Rienk Mast has been one of the Big Ten's top transfers this season and comes into the Ohio State contest averaging 12.9 points, 7.8 rebounds and 3.0 assists per game.

- Mast has more than filled the void of Derrick Walker, a second-team All-Big Ten pick in 2022-23 who led NU in scoring, rebounding and assists last season. Mast currently is second in scoring and tops the Huskers in both assists and rebounds.

Filling Walker's Void			
Player	PPG	RPG	APG
Walker (2022-23)	13.6	7.1	3.9
Mast (2023-24)	12.9	7.8	3.0

- According to sports-reference.com, Mast is one of 19 Division I players nationally to average at least 12.5 points, 7.5 rebounds and 2.5 assists per game as of Feb. 23. Mast is the only player in the Big Ten and one of five power conference players reaching those plateaus.
- Mast's 7.8 rebounds per game rank fifth in the Big Ten and is on track to be the most rebounds per game by a Husker since 2007-08 (Aleks Maric, 10.2).
- He has been in double figures 16 times and has six games with at least 10 rebounds this season. He also leads NU with five double-doubles.
- Mast posted his fourth 20-point game of the year in the overtime loss at No. 14 Illinois on Feb. 4, finishing with 21 points, including four 3-pointers, and six rebounds.
- His effort keyed the win over No. 6 Wisconsin on Feb. 1, finishing with 20 points and eight rebounds.
- He had the best game of his career against Ohio State on Jan. 23, setting highs in points (34), field goals (13) and 3-pointers (six) while adding 10 rebounds, four assists and two blocked shots.
- His performance against OSU was the first 30-point, 10-rebound game was the first by a Husker since 2008. Mast, Maric and Eric Piatkowski are the only Huskers with 30-point, 10-rebound games in the last 30 years.
- He keyed Nebraska's upset of No. 1 Purdue with 18 points, including 14 in the first half while helping limit Zach Edey to 15 points.
- He put together one of his best performances at Kansas State on Dec. 17 with 19 points and 12 boards.
- Against Florida A&M on Nov. 9, he became the first Husker in the Big Ten era (2011-12 to present) to have a game with at least 20 points and 15 rebounds, and the first since All-Big 12 performer Aleks Maric in 2008.

STEADY WILLIAMS IS MR. DO-IT-ALL FOR BIG RED

Junior Brice Williams has been a rock for the Huskers this season. The 6-foot-7 guard is third on the team in scoring at 12.8 points per game. He ranks in the top three of the team in scoring, rebounding, assists and steals and blocks per game while typically guarding the opponent's top guard.

Stuffing the Stat Sheet		
Category	No.	Tm Rk.
Points/Gm	12.9	3rd
Rebounds/Gm	5.8	3rd
Assists/Gm	2.4	3rd
Steals/Gm	1.0	t-2nd
Block/Gm	0.6	2nd

- He comes into the Ohio State game shooting 44 percent from the field, 38 percent from 3-point range and 85 percent from the foul line. He tops NU in both free throws made (82) and attempted (97) and is seventh in the Big Ten in free throw percentage (.845).
- He has a team-high 21 double-figure games following a 15-point, eight-rebound, three steal performance against Minnesota on Feb. 25.
- His effort helped NU top Indiana on Feb. 21 with 18 points and six rebounds in NU's 85-70 win.
- Williams posted his first double-double of the year at Northwestern on Feb. 7 with 13 points and 10 boards.
- He keyed NU's comeback No. 6 Wisconsin on Feb. 1 with 17 points and nine boards, scoring 13 of his 17 in the second half and overtime as Nebraska erased a 19-point deficit.
- Williams had his second 20-point game at Rutgers on Jan. 17 with 22 points, six rebounds and three steals.
- His effort against No. 1 Purdue on Jan. 9 may have been Williams' best all-round effort of the season as he had season bests in assists (nine), rebounds (11) and blocked shots (two).
- His best offensive performance of the year came in NU's win over Oregon State when he had 25 points on 9-of-17 shooting.

9 Nine members of the Husker men's basketball team were named to the NU Scholar-Athlete Honor Roll for the fall semester announced on Feb. 22. The group includes Josiah Allick, Henry Burt, Jeffrey Grace III, Sam Hoiberg, Rienk Mast, Eli Rice, Keisei Tominaga, C.J. Wilcher and Brice Williams.

1.36

Nebraska's assist-to-turnover ratio this season, which is on pace to be NU's best assist-to-turnover ratio since 1985-86 (1.64).

GARY RETURNS BETTER THAN EVER

After his 2022-23 season was cut short with a left shoulder injury that required surgery, Juwan Gary is playing the best basketball of his career this season. During his rehab, Gary spent extensive time working on his shooting mechanics and the work has paid off.

- He is averaging 12.1 points per game on .526 shooting. Gary is second on the team in rebounding (6.0 rpg) and tops the Huskers in both steals (1.1 spg) and blocked shots (0.8 bpg).
- Gary has 14 double-figure games which is the highest total of his career. He had just 20 double-figure games in 75 career contests entering the 2023-24 season.
- He tied or eclipsed his career high in points four times this season, including a trio of 20-point games.
- Gary led Nebraska to a win over Minnesota with a career-high 22 points, including a personal best four 3-pointers, and added eight rebounds in the win.
- Gary posted his fourth double-double of the season at No. 14 Illinois with 12 points and 11 boards.
- Gary was dominant in NU's win at Kansas State on Dec. 17 with 13 points and a career-high 18 rebounds, including 11 offensive rebounds. His 18 rebounds broke his previous career high of 11, while his 11 offensive boards matches the most by a Division I player this season as of Feb. 26.
- He shined against Michigan State on Dec. 10, hitting 8-of-11 shots from the field and adding three rebounds and three steals.

Juwan Stepping Up Offensively

Category	2022-23	2023-24
PPG	9.5	12.1
RPG	6.5	6.0
FG Pct.	.438	.526
3-Pt. Pct.	.263	.359
FT. Pct.	.621	.651

HUSKER BENCH MAKES MAJOR IMPACT

Nebraska has relied on its bench during the 2023-24 campaign, as the Huskers have battled through numerous injuries. Currently, the trio of C.J. Wilcher, Jamarques Lawrence and Sam Hoiberg have found ways to make impactful plays.

- Wilcher is one of the front-runners for Big Ten Sixth man of the year, as he is averaging 8.2 points per game while shooting 46 percent from the field and 41 percent from 3-point range.
- He ranks second on the team in 3-pointers and has led NU in scoring five times from the bench, including twice in Big Ten action (at Maryland, Wisconsin).
- Wilcher has 11 of his 12 double-figure efforts off the bench, which is the most by any Big Ten player (10, John Blackwell of Wisconsin).
- He has eight double-figure games in Big Ten play, including a career-high 22 points against No. 6 Wisconsin on Feb. 1. In that game, he single-handedly led NU back scoring 12 of his 16 second-half points in a 20-3 run which nearly wiped out an 18-point deficit.
- Lawrence has thrived in his new role after moving to the bench on Feb. 7, averaging 11.0 ppg on 51 percent shooting, including 56 percent from 3-point range. He has three double-figure efforts in NU's past five contests
- He enjoyed a record-setting performance at Indiana on Feb. 21, scoring a career-high 19 points, including 5-of-5 from 3-point range. He became the fourth player in school history to go 5-of-5 from 3-point range in a game, joining Ryan Anderson (at Rutgers, 12/2/06), Brian Conklin (Missouri, 2/7/04) and Cary Cochran (at Missouri, 1/6/01).
- Hoiberg has become an essential member of the Husker bench, as he is averaging 3.7 points, 1.6 assists, 3.0 rebounds and 1.0 steals per game. He has a team-high 29 steals and has better than a 2-to-1 assist to turnover ratio.

FAMILY TIES

Several members of the 2023-24 Huskers have family members who have played basketball at the college or professional levels. The list is led by Fred Hoiberg, who played in the NBA for a decade after a standout career at Iowa State. In addition, Henry Williams scored a school-record 2,383 points at Charlotte and his number 34 jersey was retired by the school, while Ramel Lloyd Sr. scored over 1,600 points at the college level.

Player	Relative	College (Sport)
Josiah Allick	Rebekah (Sister)	Nebraska (VB)
	Bill Ziegelbein (Stepfather)	Nebraska (FB)
	Colleen Ziegelbein (Mother)	Northwest Missouri State (WBB)
	Melvin (Father)	UNLV (Swimming)
Sam Hoiberg	Fred (Father)	Iowa State/NBA (MBB)
	Jack (Brother)	Michigan State/UT-Arlington (MBB)
Keisei Tominaga	Hirokyu (Father)	Played Internationally for Japan (MBB)
Ramel Lloyd Jr.	Ramel Sr. (Father)	Syracuse/Long Beach State (MBB)
Ahron Ullis	Tyler (Brother)	Kentucky/NBA (MBB)
C.J. Wilcher	Sergio (Father)	Morgan State (MBB)
	Simeon (Brother)	St. John's (MBB)
Brice Williams	Henry (Father)	Charlotte (MBB)

26

Nebraska has held 26 of 28 opponents under 50 percent shooting this season. Over the past two seasons, NU has held 53 of the last 60 opponents to under 50 percent shooting, including 25 opponents to 40 percent or below.

DOUBLE-DIGIT RUNS IN 2023-24

Nebraska has totaled 20 double-figure runs this season, including a 20-0 run against Oregon State on Nov. 18.

Run	Opponent	Time (Half)
20-0	vs. Oregon State	10:54-2:51 (1st)
17-0	Rider	10:19-1:30 (2nd)
13-0	Michigan	15:12-10:54 (1st)
13-0	Michigan	8:51-6:38 (1st)
13-0	Duquesne	13:14-9:38 (2nd)
13-0	Purdue	3:17 (1st) -18:21 (2nd)
12-0	at Kansas State	14:45-5:06 (2nd)
12-0	Florida A&M	15:20-11:31 (1st)
12-0	North Dakota	19:00-15:13 (2nd)
12-0	South Carolina State	20:00-14:03 (1st)
12-0	Wisconsin	12:24-10:48 (2nd)
11-0	Illinois	3:19-0:03 (2nd)
11-0	Purdue	13:11-11:22 (2nd)
11-0	South Carolina State	13:46-9:34 (1st)
11-0	Indiana	3:48 (1st)-19:51 (2nd)
10-0	at Rutgers	14:49-12:25 (1st)
10-0	Lindenwood	6:29-4:07 (1st)
10-0	Florida A&M	6:29-4:27 (1st)
10-0	Florida A&M	0:47 (1st)-16:02 (2nd)
10-0	South Carolina State	6:20-2:37 (1st)

HUSKER COACHING STAFF RETURNS INTACT

- Nate Loenser begins his third season on the Husker staff. He joined the Husker program after spending five seasons with the Chicago Bulls organization. Loenser was an assistant coach for the Bulls under both Fred Hoiberg and Jim Boylan for three seasons. He also served as the Bulls' video coordinator and head coach of the Windy City Bulls. Loenser worked with Hoiberg at Iowa State for two seasons.
- Adam Howard is in his second year on the coaching staff. He was selected to participate in the 2023 TopConnect Basketball Symposium, an event featuring some of the nation's top assistant coaches. Prior to joining the NU staff, he spent four years at South Alabama, helping the program to 75 wins in that span after the program had seven straight losing seasons. In 2021-22, South Alabama won 21 games, the school's highest total since 2008. Howard also coached at Troy, Tennessee, Southern Miss and Morehead State after playing collegiately at Western Kentucky.

- Ernie Zeigler is also in his second year at Nebraska. He joined the NU staff in August of 2022 after spending six years on Ben Howland's staff at Mississippi State. The Bulldogs had four postseason appearances between 2018-22. Zeigler spent six seasons as the head coach at Central Michigan (2007-12) and previously served stints at UCLA, Pittsburgh, Kansas State, Detroit, and Bowling Green.

WORKING OVERTIME

- Nebraska is now 67-56 all-time in overtime games, including a 1-2 mark this season.
- Of the 123 overtime games in program history, 22 games have been at least two overtimes, including a trio of 3 OT games and a pair of quadruple overtime contests.
- The school record for OT games in a season is four set several times, most recently in 2022-23.

NEBRASKA BASKETBALL RADIO/TV ROSTER



0 | C.J.
WILCHER
Jr. | G | 6-5 | 214



1 | SAM
HOIBERG
So. | G | 6-0 | 183



2 | RAMEL
LLOYD JR.
Rfr. | G | 6-6 | 210



3 | BRICE
WILLIAMS
Jr. | G | 6-7 | 213



4 | JUWAN
GARY
Jr. | F | 6-6 | 221



5 | AHRON
ULIS
Jr. | G | 6-3 | 190



9 | JARRON
COLEMAN
Sr. | G | 6-5 | 213



10 | JAMARQUES
LAWRENCE
So. | G | 6-3 | 182



11 | ELI
RICE
Fr. | G | 6-8 | 213



15 | BLAISE
KEITA
Jr. | F | 6-11 | 257



21 | MATAR
DIOP
Fr. | F | 6-10 | 213



24 | JEFFREY
GRACE III
So. | G | 6-3 | 197



30 | KEISEI
TOMINAGA
Sr. | G | 6-2 | 179



31 | CALE
JACOBSEN
Rfr. | G | 6-4 | 20



35 | HENRY
BURT
Rfr. | F | 6-7 | 216



51 | RIENK
MAST
Jr. | F | 6-10 | 248



53 | JOSIAH
ALLICK
Sr. | F | 6-8 | 231



FRED HOIBERG
Head Coach



ADAM HOWARD
Assistant Coach



NATE LOENSER
Assistant Coach



ERNIE ZEIGLER
Assistant Coach




KURT JOSEPH
Director of Men's
Basketball Strength &
Conditioning



LUCA VIRGILIO
Director of Basketball
Strategies & Business
Operations



EMMANUEL
TOMMY
Director of Player
Development



MICHAEL BANIA
Video
Coordinator



PADYN BORDERS
Recruiting
Coordinator



SHERYL BURBACH
Assistant Director of
Basketball Operations



ANDREW MCCABE
Athletic Trainer



PAT NORRIS
Equipment Manager




JAKE BLATTNER
Performance
Nutrition Coordinator




MATT THOME
NAPL Director



NIHILO IBARRA
Graduate Manager



JUSTIN MOORE
Graduate Manager



JOEY ST. PIERRE
Graduate Manager



2023-24
Nebraska Roster



BROADCAST NOTES

2023-24 RECORD

20-8/10-7 Big Ten

LAST GAME

Sun, Feb. 25

Minnesota.....W, 73-55

UPCOMING GAMES

Thurs, Feb. 29

at Ohio State.....5:30 p.m./F51

Sun., March 3

Rutgers.....5:30 p.m./BTN

Sun., March 10

at Michigan.....11 a.m./BTN

HEAD COACH

Fred Hoiberg (Iowa St., 1995)

Nebraska: 60-91 / 5th

Career: 175-147 / 10th

ASSISTANTS

Adam Howard, 2nd season

Nate Loenser, 3rd season

Ernie Zeigler, 2nd season

2023-24 SCHEDULE

NOV

6 Lindenwood.....W, 84-52

9 Florida A&M.....W, 81-54

13 Rider.....W, 64-50

15 Stony Brook.....W, 84-63

18 vs. Oregon State.....W, 84-63

22 Duquesne.....W, 89-79

26 Cal State Fullerton.....W, 85-72

DEC

3 No. 15 Creighton.....L, 60-89

6 at Minnesota *.....L, 65-76

10 Michigan State *.....W, 77-70

17 at Kansas State.....W, 62-46

20 North Dakota.....W, 82-75

29 South Carolina State.....W, 91-62

JAN

3 Indiana *.....W, 86-70

6 at No. 21 Wisconsin *.....L, 72-88

9 No. 1 Purdue *.....W, 88-72

12 at Iowa *.....L, 76-94

17 at Rutgers *.....L, 82-87 (OT)

20 Northwestern *.....W, 75-69

23 Ohio State *.....W, 83-69

27 at Maryland *.....L, 51-73

FEB

1 No. 6 Wisconsin *.....W, 80-72 (OT)

4 at No. 14 Illinois *.....L, 84-87 (OT)

7 at Northwestern *.....L, 68-80

10 Michigan *.....W, 79-59

17 Penn State *.....W, 68-49

21 at Indiana *.....W, 85-70

25 Minnesota *.....W, 73-55

29 at Ohio State *

MARCH

3 Rutgers *

10 at Michigan *

13-

17 at Big Ten Tournament

*Big Ten Game

C.J. WILCHER (WILL-CHUR)

G / 6-5 / 214 / Jr. / Plainfield, N.J.



	GP/GS	PPG	RPG	APG	SPG	FG%	3PT%	FT%
Season	28/2	8.2	1.7	1.0	0.5	.458	.409	.938
B1G	17/0	8.6	1.5	1.1	0.4	.443	.431	1.000
Career	106/29	7.4	2.0	1.0	0.6	.436	.374	.733

SAM HOIBERG

G / 6-0 / 183 / So. / Lincoln, Neb.



	GP/GS	PPG	RPG	APG	SPG	FG%	3PT%	FT%
Season	28/0	3.7	3.0	1.6	1.0	.390	.350	.694
B1G	17/0	3.2	3.2	1.9	1.1	.357	.316	.792
Career	49/1	3.9	2.5	1.1	0.9	.450	.371	.750

RAMEL LLOYD JR.

G / 6-6 / 210 / Rfr. / Long Beach, Calif.



	GP/GS	PPG	RPG	APG	SPG	FG%	3PT%	FT%
Season	0/0	0.0	0.0	0.0	0.0	.000	.000	.000
B1G	0/0	0.0	0.0	0.0	0.0	.000	.000	.000
Career	0/0	0.0	0.0	0.0	0.0	.000	.000	.000

BRICE WILLIAMS

G / 6-7 / 213 / Jr. / Huntersville, N.C.



	GP/GS	PPG	RPG	APG	SPG	FG%	3PT%	FT%
Season	28/28	12.9	5.8	2.4	1.0	.439	.383	.845
B1G	17/17	12.6	5.9	2.5	1.4	.449	.417	.803
Career	116/55	10.0	4.2	1.2	0.6	.379	.392	.808

JUWAN GARY

(JUH-WAHN)

F / 6-6 / 221 / Jr. / Columbia, S.C.



	GP/GS	PPG	RPG	APG	SPG	FG%	3PT%	FT%
Season	22/14	12.1	6.0	1.2	1.1	.526	.359	.651
B1G	14/11	11.7	5.0	1.0	1.1	.548	.353	.634
Career	98/49	7.4	4.3	0.6	0.8	.502	.281	.611

JARRON "BOOGIE" COLEMAN

G / 6-5 / 213 / Sr. / Indianapolis, Ind.



	GP/GS	PPG	RPG	APG	SPG	FG%	3PT%	FT%
Season	11/0	2.5	1.8	2.4	0.3	.235	.190	.636
B1G	2/0	0.0	0.0	0.0	0.0	.000	.000	.000
Career	116/86	10.3	4.2	3.1	0.9	.398	.337	.728

JAMARQUES LAWRENCE


G / 6-3 / 182 / So. / Plainfield, N.J.



	GP/GS	PPG	RPG	APG	SPG	FG%	3PT%	FT%
Season	28/23	6.6	3.4	2.6	0.8	.392	.333	.757
B1G	17/12	7.1	3.3	2.5	0.9	.439	.417	.833
Career	56/35	5.8	2.8	1.8	0.6	.398	.352	.588

ELI RICE

F / 6-8 / 213 / Fr. / Gallatin, Tenn.



	GP/GS	PPG	RPG	APG	SPG	FG%	3PT%	FT%
Season	17/0	4.2	1.6	0.4	0.2	.413	.370	.719
B1G	8/0	3.9	1.9	0.4	0.1	.529	.429	.833
Career	17/0	4.2	1.6	0.4	0.2	.413	.370	.719

MATAR DIOP

(MA-TAR JOPE [AS IN HOPE])

F / 6-10 / 213 / Fr. / Dakar, Senegal



	GP/GS	PPG	RPG	APG	SPG	FG%	3PT%	FT%
Season	14/0	0.9	0.8	0.3	0.1	.500	.500	.333
B1G	7/0	0.7	0.1	0.3	0.0	.667	1.000	.000
Career	14/0	0.9	0.8	0.3	0.1	.500	.500	.333

KEISEI TOMINAGA

(KAY-SAY TOE-ME-NAWGA)


G / 6-2 / 179 / Sr. / Moriayama Nagoya Aichi, Japan



	GP/GS	PPG	RPG	APG	SPG	FG%	3PT%	FT%
Season	26/26	14.0	2.0	1.3	0.9	.458	.370	.906
B1G	17/17	14.4	1.6	1.4	0.7	.459	.382	.974
Career	88/51	10.9	1.7	0.8	0.7	.459	.371	.882

CALE JACOBSEN

G / 6-4 / 200 / Rfr. / Ashland, Neb.



	GP/GS	PPG	RPG	APG	SPG	FG%	3PT%	FT%
Season	16/0	0.7	0.2	0.3	0.1	.571	.000	.500
B1G	9/0	0.2	0.0	0.2	0.0	1.000	.000	.000
Career	15/0	0.6	0.2	0.3	0.1	.500	.000	.500

RIENK MAST

(RINK)

F / 6-10 / 248 / Jr. / Groningen, Netherlands



	GP/GS	PPG	RPG	APG	SPG	FG%	3PT%	FT%
Season	26/26	12.9	7.8	3.0	0.4	.439	.343	.828
B1G	17/17	12.1	6.7	3.2	0.6	.422	.328	.778
Career	114/105	11.7	7.5	2.0	0.5	.480	.333	.743

JOSIAH ALLICK

(AL-ICK)

F / 6-8 / 231 / Sr. / Lincoln, Neb.



	GP/GS	PPG	RPG	APG	SPG	FG%	3PT%	FT%
Season	27/21	6.9	4.9	1.3	0.6	.517	.333	.659
B1G	16/11	6.5	4.6	1.3	0.6	.538	.455	.604
Career	130/105	9.1	5.7	1.1	0.6	.546	.292	.647

Last Game: Was held scoreless in 11 minutes against Minnesota

- ◀ Tied career highs in points (22) and 3-pointers (5) vs. No. 6 Wis.; 16 second-half points
- ◀ Had 16 points on 4-of-5 shooting (3-of-4 from 3) in 19 minutes vs. No. 1 Purdue
- ◀ Finished with 18 points on 7-of-9 shooting vs South Carolina State
- ◀ Led NU with 16 points and four rebounds in 18 minutes vs. North Dakota

Last Game: Led Nebraska with three assists and added five rebounds in 21 minutes

- ◀ Had seven points in a 13-0 1st-half run; added three assists and three steals vs. No. 1 Purdue
- ◀ Led NU with a career-high 15 points and added five rebounds and two assists vs. Lindenwood
- ◀ Had a career-high 16 points, including 3-of-3 from 3-point range, at Maryland on Jan. 28, 2023
- ◀ Sports media and communications major who hosts his own radio show during the season

Last Game: Has not played in 2023-24

- ◀ Redshirt freshman who has battled several injuries and has not played in 2023-24
- ◀ Played in all three games in Spain, averaging 5.7 ppg, 8.0 rpg, and 4.0 apg
- ◀ Top-100 recruit averaged 11.6 ppg, 4.0 rpg and 1.9 apg at Sierra Canyon HS in 2021-22
- ◀ Co-hosts his own radio show with his father during the season

Last Game: Totalled 15 points, eight boards and three steals vs. Minnesota

- ◀ Nearly posted a triple double vs. Purdue w/nine points, 11 rebounds and a career-high nine assists
- ◀ Finished with a season-high 25 points, two assists and two steals vs. Oregon State
- ◀ 2nd-team All C-USA pick who averaged 13.8 ppg and 5.3 rpg in helping Charlotte to 2023 CBI title
- ◀ Father (Henry) scored 2,383 points at Charlotte and his No. 34 was retired by the school in 1992

Last Game: Led NU with a career-high 22 points, including 4-of-7 from 3-point range, and eight boards

- ◀ Posted 14 points and a career-high 18 boards at Kansas State; Four double-doubles in 2023-24
- ◀ Matched career high with 20 points (8-of-11 FG) and had three steals vs. Michigan State
- ◀ Returned after suffering season-ending injury in Jan. after averaging 9.5 ppg and 6.5 rpg in 17 games
- ◀ Played two seasons at Alabama, helping Crimson Tide to SEC title and NCAA Sweet 16 in 2020-21

Last Game: Did not play vs. Minnesota

- ◀ Tallied eight points and six assists in the win over South Carolina State
- ◀ Earned second-team All-MAC honors in 2022-23, averaging 14.3 ppg, 4.9 rpg and 3.8 apg
- ◀ Started 21 games at Missouri in 2021-22, averaging 8.6 ppg with a team-high 86 assists
- ◀ Was 2019-20 MAC Freshman of the Year (9.3 ppg, 4.8 rpg, 2.9 apg)

Last Game: Finished with 11 points, including 3-of-4 from 3-point range, and two assists vs. Minn.

- ◀ Career high 19 points (6-8 FG, 5-5 from 3), six boards and five assists at Indiana
- ◀ Had a then-career high 16 points and seven rebounds at Minnesota
- ◀ Totalled 21 points and dished out a career-high six assists against Cal State Fullerton
- ◀ Played in 28 games, including 12 starts as a freshman, averaging 5.0 points, 2.2 rebounds per game

Last Game: Did not play vs. Minnesota: Missed NU's last seven contests with ankle injury

- ◀ Came off the bench for 11 points on 4-of-7 shooting and four boards at Iowa
- ◀ Finished with 16 points, including 3-of-6 from 3-point range, and four boards against FAMU
- ◀ Played at IMG Academy in '22-23, averaging 19 points and seven rebounds per game
- ◀ Was an all-state pick at Beech (Tenn.) High School in 2021-22, averaging 17.2 ppg and 7.1 rpg

Last Game: Did not play vs. Minnesota

- ◀ Grabbed four rebounds and had two steals in 20 minutes vs. South Carolina State
- ◀ Has a 7-foot-2 wingspan and provides the Huskers with interior size and athleticism
- ◀ Played at Keystone Athletic Academy in 2022-23, averaging 13 points and 13 rebounds per game
- ◀ Product of NBA Academy Africa who picked up the sport as a teenager

Last Game: Had six points, two boards and two assists vs. Minnesota

- ◀ Scored a career high 31 points (5-of-7 from 3) at No. 14 Illinois
- ◀ Led all scorers with 28 points on 9-of-16 shooting vs. Indiana
- ◀ Played for Japanese National Team, averaging 11.4 ppg in helping Japan qualify for the 2024 Olympics
- ◀ Has 12 career 20-point games, including a career-high 30 points against Penn State on Feb. 5, 2023

Last Game: Did not play vs. Minnesota

- ◀ Set career bests in points (four) and rebounds (two) vs. South Carolina State
- ◀ Walk-on who had first three career points and an assist in five minutes vs. FAMU
- ◀ Averaged 17.9 ppg, 6.1 apg, 5.8 rpg as a senior in leading Ashland-Greenwood to a state title
- ◀ Multi-sport athlete who also played quarterback and wide receiver during high school career

Last Game: Had 10 points, six boards and two assists vs. Minnesota

- ◀ Career high 34 points (13-of-17; 6-8 from 3), 10 boards and four assists vs. OSU
- ◀ Keyed win over No. 1 Purdue with 18 points, four rebounds and three assists
- ◀ Was first Husker with 20/15 game since '08 with 20 points and 16 rebounds vs. FAMU
- ◀ Transfer who was a two-time All-Missouri Valley Conference selection (2022 & 2023)

Last Game: Finished with nine points and eight boards in 22 minutes vs. Minnesota

- ◀ Seven double-figure games in 23-24; season-high 16 points and eight boards vs. Michigan
- ◀ Led NU with eight rebounds and had three assists in 28 minutes against Indiana
- ◀ Lincoln native who is a grad transfer from New Mexico and spent three years at UMKC
- ◀ Helped New Mexico to a 22-12 record in 2022-23, 8.4 ppg on 56% shooting and 7.2 rpg

AHRON ULIS (YOU-LISS)

G / 6-3 / 190 / Jr. / Chicago, Ill.



	GP/GS	PPG	RPG	APG	SPG	FG%	3PT%	FT%
Season	0/0	0.0	0.0	0.0	0.0	.000	.000	.000
B1G	0/0	0.0	0.0	0.0	0.0	.000	.000	.000
Career	84/27	5.0	1.6	1.9	0.4	.374	.310	.780

- ◀ Iowa transfer who spent last 3 years with the Hawkeyes and posted better than 2-to-1 ast-to-TO ratio
- ◀ Started 27 games at point guard in 2022-23, averaging 6.1 ppg, 2.1 spg
- ◀ Scored a career-high 17 points on 8-of-10 shooting at Michigan State on 1/26/2023

JEFFREY GRACE III

G / 6-3 / 197 / So. / Elmhurst, Ill.



</

NEBRASKA HEAD COACH FRED HOIBERG

NEBRASKA (2019-PRESENT)

- Hired as Nebraska's 28th men's basketball coach on March 30, 2019, a position his grandfather (Jerry Bush) held for nine seasons from 1954 to 1963.
- Is the only coach in school history with two road wins against top-10 teams
- Led Nebraska to its fourth win over a No. 1 team in school history and first time since 1982 (1/9/24 vs. No. 1 Purdue)
- Guided Nebraska to three consecutive road wins over ranked opponents (No. 23 Ohio State and No. 10 Wisconsin in 2021-22 and No. 7 Creighton in 2022-23) for the first time in school history
- Brought in the highest-ranked recruiting class in school history, as his 2021 class was ranked 13th by ESPN.com
- Had NBA Draft Picks in both 2021 (Dalano Banton) and 2022 (Bryce McGowens) and has produced 12 players who have reached the NBA

CHICAGO BULLS (2015-18)

- Coached the Chicago Bulls for three-plus seasons, posting a 115-155 record.
- Became just the fifth coach in franchise history to post a winning record in his debut season.
- Took the Bulls to the 2017 NBA Playoffs where they won the first two games against the top-seeded Boston Celtics, as the Bulls were the first No. 8 seed to take a 2-0 lead against a No. 1 seed since 1993.
- Was the fifth coach in NBA history to have each of his first two career playoff victories come on the road.

IOWA STATE (2010-15)

- Served as head coach at his alma mater for five seasons, posting a 115-56 record, which is the top winning percentage in school history (.673).
- Led the Cyclones to four straight NCAA Tournament appearances - a program record - while his 115 wins were the most in a five-year stretch in school history.
- Guided Iowa State to back-to-back Big 12 Tournament titles in 2014 and 2015.
- Produced four All-Americans, 12 All-Big 12 honorees and 10 players who played in the NBA.
- Named Big 12 Coach of the Year in 2012, as the Cyclones went from three conference wins to 12 in one season.
- Won 28 games and reached the NCAA Sweet 16 in 2014.
- Led the Big 12 in scoring offense in two of his last four seasons and topped the conference in 3-pointers four times in five years.

MINNESOTA TIMBERWOLVES (2005-10)

- Served as Vice President of Basketball Operations in 2009-10, overseeing the day-to-day operations of basketball programs including college and pro scouting, salary cap management and NBA Draft preparations.
- Was the Assistant General Manager for three seasons, helping the Timberwolves orchestrate a draft-day trade for five-time all-star Kevin Love in 2008.

AS AN NBA PLAYER (1995-2005)

- Spent 10 years in the NBA with the Indiana Pacers (four seasons), Chicago Bulls (four seasons) and Minnesota Timberwolves (two seasons) after being selected in the second round of the 1995 NBA Draft.
- Was a member of three NBA Playoff Teams, including a Timberwolves team that reached the 2004 Western Conference Finals.
- Shot 40 percent from 3-point range during his career and led the NBA in 3-point shooting in his final season (48.3, 2004-05).
- Ended his NBA career abruptly at the age of 33 after undergoing open-heart surgery to repair an aneurysm in his aortic root.

AS A PLAYER AT IOWA STATE (1991-95)

- Started all four seasons at Iowa State, averaging 15.8 points, 6.9 rebounds, 2.8 assists and 1.6 steals per game in his collegiate career.
- His No. 32 was retired by Iowa State in 1997 and Hoiberg is a member of the Iowa State Hall of Fame.
- Garnered third-team All-America honors as a senior in 1994-95, averaging 19.9 points per game to help the Cyclones win a then-school-record 23 games and was named Big Eight Co-Male Athlete of the Year in 1995.
- Two-time Academic All-American who was inducted into the CSC Academic Hall of Fame in 2016.



FRED HOIBERG'S COLLEGIATE COACHING RECORD

Year	School	Overall Record	Pct.	Conf. Record	Pct.	Conf. Finish	Postseason
2010-11	Iowa State	16-16	.500	3-13	.188	12th	None
2011-12	Iowa State	23-11	.676	12-6	.677	T-3rd	NCAA Third Round
2012-13	Iowa State	23-12	.657	11-7	.611	T-4th	NCAA Third Round
2013-14	Iowa State	28-8	.778	11-7	.611	T-3rd	NCAA Sweet 16
2014-15	Iowa State	25-9	.735	12-6	.677	T-2nd	NCAA Second Round
2019-20	Nebraska	7-25	.219	2-18	.100	14th	None
2020-21	Nebraska	7-20	.259	3-16	.158	14th	None
2021-22	Nebraska	10-22	.313	4-16	.200	T-13th	None
2022-23	Nebraska	16-16	.500	9-11	.450	T-11th	None
2023-24	Nebraska	20-8	.714	10-7	.588		
Totals		175-147	.543	77-107	.418		

THE LAST TIME...

Nebraska Team

Ranked in the top 5 (AP Poll) Never Happened
 Ranked in the top 10 (AP Poll) March 1, 1966
 Ranked in the top 20 (AP Poll) Jan. 2, 1995
 Ranked in the top 25 (AP Poll) Dec. 31, 2018 (No. 24)
 Ranked in the top 25 (USA Today Coaches Poll) Dec. 31, 2018 (No. 23)

Played AP Poll No. 1 ranked team def. No. 1 Purdue (88-72), 1/9/2024
 Defeated AP Poll No. 1 ranked team def. No. 1 Purdue (88-72), 1/9/2024
 Played AP Poll No. 2 ranked team lost at No. 2 Michigan (47-62), 1/9/13
 Defeated AP Poll No. 2 ranked team vs. No. 2 Oklahoma State (85-69), 2/5/1992
 Played Team Ranked 1-5 by AP def. No. 1 Purdue (88-72), 1/9/2024
 Defeated Team Ranked 1-5 by AP def. No. 1 Purdue (88-72), 1/9/2024
 Played Team Ranked 6-10 by AP won vs. No. 6 Wisconsin (80-72, OT), 2/1/2023
 Defeated Team Ranked 6-10 by AP vs. No. 6 Wisconsin (80-72, OT), 2/1/2023
 Defeated Team Ranked 11-25 by AP at No. 23 Ohio State (78-70), 3/1/2022
 Defeated Team Ranked 1-10 by AP on Road at No. 7 Creighton (63-53), 12/4/2022
 Defeated Ranked Team by AP on Road at No. 7 Creighton (65-63), 12/4/2022

Scored 100 or more points 100; at NC State, 12/1/2021
 Scored 90 or more points 91; South Carolina State, 12/29/2023
 Scored 80 or more points 85; at Indiana, 2/21/2024
 Scored less than 50 points 48; Wisconsin, 2/10/2021
 Scored less than 40 points 38; at Oregon, 12/15/2012
 Shot 75% from the field 750; vs. Nebraska-Omaha (42-56), 1/25/1988 \$
 Shot 70% from the field 723; vs. UNC Wilmington (34-47), 12/5/1997
 Shot 60% from the field 628; vs. Northwestern (27-43), 2/3/2015

Made 50 or more free throws Never Happened
 Made 40 or more free throws 43; vs. Texas (43-59), 1/3/1996 - \$
 Made 30 or more free throws 37; vs. UTSA (37-50), 12/20/2017
 Made 25 or more free throws 28; vs. Duquesne (28-31), 11/22/2023
 Attempted 60 or more free throws 60; vs. Kansas State (36-60), 1/11/1954 - \$
 Attempted 50 or more free throws 50; vs. UTSA (37-50), 12/20/2017
 Attempted 40 or more free throws 50; vs. UTSA (37-50), 12/20/2017
 Attempted 30 or more free throws 32; South Carolina State (24-32), 12/29/2023
 Shot 100% from the foul line (min 10 att.) 1.000; at Illinois (14-14), 2/4/2024
 Shot 95% from the foul line (min 10 att.) 1.000; at Illinois (14-14), 2/4/2024
 Shot 90% from the foul line (min 10 att.) 909; vs. Penn State (10-11), 2/17/2024
 Shot 90% from the foul line (min 20 att.) 950; vs. Cal State Fullerton (19-20), 11/26/2023

Made 20 or more 3-pointers Never Happened
 Made 15 or more 3-pointers 15; Kennesaw State (15-29), 12/22/2021
 Made 10 or more 3-pointers 14; at Indiana (14-33), 2/21/2024
 Made 0 3-pointers 0; vs. Jacksonville State (0-5), 12/18/2012
 Held Opponent to 0 3-pointers 0; Southeastern Louisiana, 11/22/2015
 Attempted 40 or more 3-pointers 41; vs. Nevada (9-41), 11/26/2020 \$
 Attempted 30 or more 3-pointers 33; at Indiana (14-33), 2/21/2024
 Attempted 20 or more 3-pointers 33; at Indiana (14-33), 2/21/2024
 Shot 75% from 3-point range (min. 10 att.) 750; vs. UT-Pan American (9-12), 12/2/2009 - \$
 Shot 60% from 3-point range (min. 20 att.) 609; Purdue (14-23), 1/9/24
 Shot 60% from 3-point range (min. 10 att.) 609; Purdue (14-23), 1/9/24
 Shot 50% from 3-point range (min. 20 att.) 538 vs. Ohio State (14-26), 1/23/2024
 Shot 50% from 3-point range (min. 10 att.) 538 vs. Ohio State (14-26), 1/23/2024

Had 60 or more rebounds 60; vs. Oral Roberts, 12/22/1999
 Had 50 or more rebounds 50; South Carolina State, 12/29/2023

Had 30 or more assists 35, vs. Northeastern Illinois, 12/21/1994
 Had 25 or more assists 25; vs. Doane, 12/17/2020
 Had 20 or more assists 22; Purdue, 1/9/2024
 Had 15 or more assists 19; at Indiana, 2/21/2024

Had 20 or more steals 23, vs. Texas Tech, 3/4/1999 - \$
 Had 15 or more steals 15; Indiana, 1/3/2024
 Had 10 or more steals 15; Indiana, 1/3/2024

Had 15 or more blocked shots 15, vs. Coppin State, Dec. 6, 1996 - \$
 Had 10 or more blocked shots 14; at Northwestern, 1/2/2018

Had 30 or more turnovers 31, at Creighton, 12/11/2005
 Had 20 or more turnovers 20; South Carolina State, 12/29/2023
 Had 5 or less turnovers 2; vs. Duquesne, 11/22/2023 - #

Nebraska Player...

Had 20 or more points: 22; Juwan Gary vs. Minnesota, 2/25/24
 Had 25 or more points: 31; Keisei Tominaga at Illinois, 2/4/2024
 Had 30 or more points: 31; Keisei Tominaga at Illinois, 2/4/2024
 Had 40 or more points: 41; Teddy Allen vs. Penn State, 2/23/2021
 Had 20 or more points in a half: 21; Rienk Mast vs. Ohio State (2nd), 1/23/2024

Had No Player in Double Figures: vs. Ohio State, 1/21/2012
 Had Five Players with 10 or more points Northwestern, 11/20/2024
 Allick (15); Tominaga (14); Williams (12); Wilcher (10); Lawrence (10)
 Had Six Players with 10 or more points North Dakota, 12/20/2023
 Wilcher (16); Lawrence (14); Tominaga (14); Williams (12); Gary (12); Allick (10)
 Two Huskers with 20 or more points, same game: at Illinois, 2/4/2024
 Keisei Tominaga (31); Rienk Mast (21)
 Two Huskers with 25 or more points, same game: vs. Western Illinois, 11/9/21
 Alonzo Verge Jr. (26), Bryce McGowens (25)
 Three Huskers with 20 or more points, same game: Iowa, 3/10/2019
 James Palmer Jr. (30), Glynn Watson Jr. (23), Isaiah Roby (23)
 Two Huskers with 30 or more points, same game: vs. Oregon, 11/25/1995
 Tyronn Lue (30) & Jaron Boone (30) - only time in school history

Had 10 or more rebounds: 10; Brice Williams at Northwestern, 2/7/2024
 Had 15 or more rebounds: 18; Juwan Gary at Kansas State, 12/17/2023
 Had 20 or more rebounds: 21, Kimani Ffriend vs. Oral Roberts, 12/22/1999
 Had 25 or more rebounds: 26, Bill Johnson vs. Iowa State, 1/4/1954 - \$
 Two Huskers with 10 or more rebounds, same game: at Kansas State, 12/17/2023
 Juwan Gary-18; Rienk Mast-12
 Three Huskers with 10 or more rebounds, same game: vs. Texas Tech, 1/19/2000
 (Steffon Bradford 16; Kimani Ffriend 12; Louis Truscott 11)

Had 5 or more 3-pointers: 5; Jamarques Lawrence at Indiana (5-5), 2/21/2024
 Had 6 or more 3-pointers: 6; Rienk Mast vs. Ohio State (6-8), 1/23/2024
 Had 7 or more 3-pointers: 7; Kobe Webster at Northwestern (7-12), 3/7/2021
 Had 8 or more 3-pointers: 8; Cary Cochran, vs. Baylor (8-13), 2/27/2002 - \$

Had 5 or more assists: 5; Jamarques Lawrence at Indiana, 2/21/2024
 Had 10 or more assists: 11; Alonzo Verge Jr. at Ohio State, 3/1/2022
 Had 15 or more assists: 15; Charles Richardson vs. Rutgers, 12/2/2006
 Had 18 or more assists: 18; Brian Carr, at Evansville, 1/3/1985 - \$

Had 5 or more blocked shots: 5; Isaiah Roby vs. Northwestern, 2/16/2019
 Had 6 or more blocked shots: 6; Isaiah Roby vs. Eastern Illinois, 11/11/2017
 Had 7 or more blocked shots: 7; John Turek vs. Colorado, 3/2/2005
 Had 9 or more blocked shots: 9; Mikki Moore vs. Coppin State, 12/6/1996 - \$
 Had 10 or more blocked shots: Never Happened

Had 5 or more steals: 5; Keisei Tominaga at Kansas State, 12/17/2023
 Had 6 or more steals: 6; Glynn Watson Jr. vs. Long Beach State, 11/26/2017
 Had 7 or more steals: 7; Brandon Richardson at Ohio State, 1/3/2012
 Had 8 or more steals: 8, Cookie Belcher vs. Oklahoma St., 2/7/2001 - \$
 Had 10 or more steals: Never Happened

Had Triple-Double (Points/Rebounds/Assists): Dalano Banton vs. Doane, 12/17/2020, 13/11/10
 Had Double-Double (Points/Assists): Alonzo Verge Jr. at NC State (25/11), 12/1/2021
 Had Double-Double (Points/Rebounds): Brice Williams at Northwestern (13/10), 2/7/2024
 Had Double-Double (Points/Steals): Never Happened
 Had Double-Double (Points/Blocks): Never Happened
 Had Two Players with Double-Doubles:
 Rienk Mast (19 pts./12 reb.) and Juwan Gary (13 pts./18 reb.) at K-State, 12/17/2023

\$ - School Record - # - Tied School record
 As of 2/27/2024

2023-24 GAME BY GAME															
Team	FG-FGA	Pct.	3FG-3FGA	Pct.	FT-FTA	Pct.	O-D	Reb.	PF	A	TO	B	S	Pts.	W/L
Lindenwood	22-68	.324	3-16	.188	5-9	.556	13-27	40	21	2	12	2	4	52	
at Nebraska	27-56	.482	11-30	.367	19-29	.655	8-36	44	12	19	9	7	5	84	W
Florida A&M	20-66	.303	4-20	.200	10-17	.588	11-24	35	26	10	14	3	8	54	
at Nebraska	23-56	.411	10-28	.357	25-36	.694	16-39	55	17	15	18	5	7	81	W
Rider	17-56	.304	6-25	.240	10-12	.833	7-27	34	18	8	11	5	10	50	
at Nebraska	19-57	.333	9-32	.281	17-22	.773	14-33	47	9	13	11	0	3	64	W
Stony Brook	25-66	.379	7-30	.233	6-10	.600	9-19	28	17	6	9	2	10	63	
at Nebraska	33-60	.500	8-26	.308	10-17	.588	12-33	45	13	19	14	1	3	84	W
Oregon State	19-54	.352	6-22	.273	19-21	.905	9-22	31	23	11	9	3	4	63	
vs. Nebraska	30-65	.462	8-24	.333	16-26	.615	17-27	44	18	16	6	3	3	84	W
Duquesne	28-63	.444	8-29	.276	15-17	.882	14-23	37	24	8	6	3	1	79	
at Nebraska	26-53	.491	9-24	.375	28-31	.903	7-22	29	13	18	2	2	1	89	W
Cal State Fullerton	28-67	.418	9-22	.409	7-9	.778	15-20	35	17	9	12	5	8	72	
at Nebraska	27-58	.466	12-30	.400	19-20	.950	11-25	36	9	18	9	3	3	85	W
No. 15 Creighton	32-69	.464	14-40	.350	11-13	.846	14-34	48	14	17	12	4	5	89	
at Nebraska	24-71	.338	2-22	.091	10-14	.714	14-23	37	10	6	8	1	7	60	L
at Minnesota	25-53	.472	8-25	.320	18-29	.621	13-19	32	9	18	16	7	10	76	
Nebraska	24-53	.453	5-18	.278	12-15	.800	10-22	32	21	15	18	1	7	65	L
Michigan State	27-61	.443	8-17	.471	8-9	.889	8-23	31	13	14	9	2	5	70	
at Nebraska	27-54	.500	10-23	.435	13-15	.867	5-26	31	11	16	9	4	5	77	W
at Kansas State	16-60	.267	4-30	.133	10-18	.556	13-27	40	11	11	12	9	6	46	
Nebraska	25-72	.347	11-31	.355	1-4	.250	22-35	57	17	14	14	4	7	62	W
North Dakota	26-67	.388	11-32	.344	12-17	.706	19-23	42	14	11	11	2	6	75	
at Nebraska	29-63	.46	11-32	.344	14-19	.737	13-25	38	11	14	9	0	7	82	W
South Carolina State	23-74	.311	5-23	.217	11-15	.733	13-27	40	21	9	19	3	9	62	
at Nebraska	29-61	.475	9-30	.300	24-32	.750	10-40	50	18	22	20	7	16	91	W
Indiana	24-51	.471	9-18	.500	13-19	.684	9-27	36	19	19	19	2	5	70	
at Nebraska	27-59	.458	12-32	.375	20-26	.769	9-20	29	20	16	8	0	15	86	W
at No. 21 Wisconsin	33-60	.550	13-26	.500	9-13	.692	7-25	32	13	18	8	0	6	88	
Nebraska	26-53	.491	12-26	.462	8-11	.727	3-23	26	16	16	12	4	4	72	L
No. 1 Purdue	24-57	.421	13-33	.394	11-15	.733	11-23	34	16	17	14	2	1	72	
at Nebraska	29-57	.509	14-23	.609	16-19	.842	5-25	30	17	22	9	3	9	88	W
at Iowa	35-67	.522	15-35	.429	9-14	.643	9-27	36	13	30	6	0	5	94	
Nebraska	30-63	.476	4-26	.154	12-15	.800	8-26	34	14	14	8	1	5	76	L
at Rutgers	30-78	.385	11-29	.379	16-30	.533	25-31	56	18	16	13	5	6	87	
Nebraska	25-66	.379	13-35	.371	19-24	.792	11-31	42	24	13	13	6	8	82	L (OT)
Northwestern	24-63	.381	10-31	.323	11-17	.647	11-15	26	14	17	7	5	13	69	
at Nebraska	26-47	.553	7-13	.538	16-20	.800	8-32	40	16	18	18	3	5	75	W
Ohio State	27-56	.482	8-23	.348	7-12	.583	6-22	28	13	17	9	6	2	69	
at Nebraska	30-61	.492	14-26	.538	9-12	.750	9-26	35	11	19	6	2	5	83	W
at Maryland	26-64	.406	11-26	.423	10-14	.714	17-26	43	13	16	8	5	11	72	
Nebraska	17-43	.395	10-21	.476	7-12	.583	3-22	25	14	10	18	3	5	51	L
No. 6 Wisconsin	27-64	.422	10-31	.323	8-12	.667	11-31	42	18	8	16	2	8	72	
at Nebraska	26-58	.448	9-27	.333	19-26	.731	7-28	35	13	15	12	2	9	89	W (OT)
at No. 14 Illinois	29-70	.414	9-34	.265	20-30	.667	17-33	50	12	18	14	5	7	87	
Nebraska	29-68	.426	12-28	.429	14-14	1.000	5-28	33	21	12	9	2	6	84	L (OT)
at Northwestern	27-63	.429	11-25	.440	15-22	.682	13-23	36	19	17	10	3	7	80	
Nebraska	22-48	.458	6-19	.316	18-22	.818	3-26	29	24	11	17	4	4	68	L
Michigan	20-62	.323	8-24	.333	11-15	.733	18-21	39	14	12	14	4	7	59	
at Nebraska	30-64	.469	9-23	.391	10-16	.625	16-27	43	18	18	9	3	7	79	W
Penn State	18-54	.333	5-23	.217	8-16	.500	8-23	31	13	6	14	7	10	49	
at Nebraska	27-61	.443	4-21	.190	10-11	.909	11-31	42	15	10	13	0	7	68	W
at Indiana	26-61	.426	4-21	.190	14-24	.583	11-26	37	17	13	10	3	3	70	
Nebraska	31-63	.492	14-33	.424	9-14	.643	7-27	34	18	19	8	1	5	85	W
Minnesota	18-56	.310	6-23	.261	13-19	.684	10-28	38	14	6	13	3	4	55	
at Nebraska	24-61	.393	9-28	.321	16-19	.842	11-33	44	15	14	11	2	5	73	W

GAME BY GAME STARTERS

Opponent	Date	Result	Guard	Guard	Guard/Forward	Forward	Forward
Lindenwood	11/6	W, 84-52	Lawrence	Wilcher	Williams	Allick	Mast
Florida A&M	11/9	W, 81-54	Lawrence	Wilcher	Williams	Allick	Mast
Rider	11/13	W, 64-50	Lawrence	Tominaga	Williams	Allick	Mast
Stony Brook	11/15	W, 84-63	Lawrence	Tominaga	Williams	Allick	Mast
vs. Oregon State	11/18	W, 84-63	Lawrence	Tominaga	Williams	Allick	Mast
Duquesne	11/22	W, 89-79	Lawrence	Tominaga	Williams	Allick	Mast
Cal State Fullerton	11/26	W, 85-72	Lawrence	Tominaga	Williams	Allick	Mast
No. 15 Creighton	12/3	L, 60-89	Lawrence	Tominaga	Williams	Allick	Mast
at Minnesota	12/6	L, 65-76	Lawrence	Tominaga	Williams	Allick	Mast
Michigan State	12/10	W, 77-70	Lawrence	Tominaga	Williams	Gary	Mast
at Kansas State	12/17	W, 62-46	Lawrence	Tominaga	Williams	Gary	Mast
North Dakota	12/20	W, 82-75	Lawrence	Tominaga	Williams	Gary	Allick
South Carolina State	12/29	W, 91-62	Lawrence	Tominaga	Williams	Gary	Allick
Indiana	1/3	W, 86-70	Lawrence	Tominaga	Williams	Gary	Mast
at No. 21 Wisconsin	1/6	L, 72-88	Lawrence	Tominaga	Williams	Gary	Mast
No. 1 Purdue	1/9	W, 88-72	Lawrence	Tominaga	Williams	Gary	Mast
at Iowa	1/12	L, 76-94	Lawrence	Tominaga	Williams	Gary	Mast
at Rutgers	1/17	L, 82-87 (OT)	Lawrence	Tominaga	Williams	Gary	Mast
Northwestern	1/20	W, 75-69	Lawrence	Tominaga	Williams	Allick	Mast
Ohio State	1/23	W, 83-69	Lawrence	Tominaga	Williams	Allick	Mast
at Maryland	1/27	L, 51-73	Lawrence	Tominaga	Williams	Allick	Mast
No. 6 Wisconsin	2/1	W, 80-72 (OT)	Lawrence	Tominaga	Williams	Allick	Mast
at No. 15 Illinois	2/4	L, 84-87 (OT)	Lawrence	Tominaga	Williams	Allick	Mast
at Northwestern	2/7	L, 68-80	Williams	Tominaga	Gary	Allick	Mast
Michigan	2/10	W, 79-59	Williams	Tominaga	Gary	Allick	Mast
Penn State	2/17	W, 68-49	Williams	Tominaga	Gary	Allick	Mast
at Indiana	2/21	W, 85-70	Williams	Tominaga	Gary	Allick	Mast
Minnesota	2/25	W, 73-55	Williams	Tominaga	Gary	Allick	Mast

2023-24 SUPERLATIVES

NEBRASKA TEAM GAME HIGHS

POINTS	91	SOUTH CAROLINA ST. (12/29/23)
	89	DUQUESNE (11/22/23)
FIELD GOALS MADE	33	STONY BROOK (11/15/23)
	31	at Indiana (02/21/24)
FIELD GOAL ATTEMPTS	72	at Kansas St. (12/17/23)
	71	CREIGHTON (12/03/23)
FIELD GOAL PERCENTAGE	.553 (26-47)	NORTHWESTERN (01/20/24)
	.550 (33-60)	STONY BROOK (11/15/23)
3 PT FIELD GOALS MADE	14	at Indiana (02/21/24)
	14	OHIO ST. (01/23/24)
	14	PURDUE (01/09/24)
3 PT FG ATTEMPTS	35	at Rutgers (01/17/24)
	33	at Indiana (02/21/24)
3 PT FG PERCENTAGE	.609 (14-23)	PURDUE (01/09/24)
	.538 (14-26)	OHIO ST. (01/23/24)
	.538 (7-13)	NORTHWESTERN (01/20/24)
FREE THROWS MADE	28	DUQUESNE (11/22/23)
	25	FLORIDA A&M (11/09/23)
FREE THROW ATTEMPTS	36	FLORIDA A&M (11/09/23)
	32	SOUTH CAROLINA ST. (12/29/23)
FREE THROW PERCENTAGE	1.000 (14-14)	at Illinois (02/04/24)
	.950 (19-20)	CAL ST. FULLERTON (11/26/23)
REBOUNDS	57	at Kansas St. (12/17/23)
	55	FLORIDA A&M (11/09/23)
ASSISTS	22	PURDUE (01/09/24)
	22	SOUTH CAROLINA ST. (12/29/23)
STEALS	16	SOUTH CAROLINA ST. (12/29/23)
	15	INDIANA (01/03/24)
BLOCKED SHOTS	7	SOUTH CAROLINA ST. (12/29/23)
	7	LINDENWOOD (11/06/23)
TURNOVERS	20	SOUTH CAROLINA ST. (12/29/23)
FOULS	24	at Northwestern (02/07/24)
	24	at Rutgers (01/17/24)

OPPONENT TEAM GAME HIGHS

POINTS	94	at Iowa (01/12/24)
	89	CREIGHTON (12/03/23)
FIELD GOALS MADE	35	at Iowa (01/12/24)
	33	at Wisconsin (01/06/24)
FIELD GOAL ATTEMPTS	78	at Rutgers (01/17/24)
	74	SOUTH CAROLINA ST. (12/29/23)
FIELD GOAL PERCENTAGE	.550 (33-60)	at Wisconsin (01/06/24)
	.522 (35-67)	at Iowa (01/12/24)
3 PT FIELD GOALS MADE	15	at Iowa (01/12/24)
	14	CREIGHTON (12/03/23)
3 PT FG ATTEMPTS	40	CREIGHTON (12/03/23)
	35	at Iowa (01/12/24)
3 PT FG PERCENTAGE	.500 (13-26)	at Wisconsin (01/06/24)
	.500 (9-18)	INDIANA (01/03/24)
FREE THROWS MADE	20	at Illinois (02/04/24)
	19	vs Oregon St. (11/18/23)
FREE THROW ATTEMPTS	30	at Illinois (02/04/24)
	30	at Rutgers (01/17/24)
FREE THROW PERCENTAGE	.905 (19-21)	vs Oregon St. (11/18/23)
	.889 (8-9)	MICHIGAN ST. (12/10/23)
REBOUNDS	56	at Rutgers (01/17/24)
	50	at Illinois (02/04/24)
ASSISTS	30	at Iowa (01/12/24)
	19	OHIO ST. (01/23/24)
	19	INDIANA (01/03/24)
STEALS	13	NORTHWESTERN (01/20/24)
	11	at Maryland (01/27/24)
BLOCKED SHOTS	9	at Kansas St. (12/17/23)
	7	PENN ST. (02/17/24)
	7	OHIO ST. (01/23/24)
	7	at Minnesota (12/06/23)
TURNOVERS	19	INDIANA (01/03/24)
	19	SOUTH CAROLINA ST. (12/29/23)
FOULS	26	FLORIDA A&M (11/09/23)

NEBRASKA TEAM GAME LOWS

POINTS	51	at Maryland (01/27/24)
	60	CREIGHTON (12/03/23)
FIELD GOALS MADE	17	at Maryland (01/27/24)
	19	RIDER (11/13/23)
FIELD GOAL ATTEMPTS	43	at Maryland (01/27/24)
	47	NORTHWESTERN (01/20/24)
FIELD GOAL PERCENTAGE	.333 (19-57)	RIDER (11/13/23)
	.338 (24-71)	CREIGHTON (12/03/23)
3 PT FIELD GOALS MADE	2	CREIGHTON (12/03/23)
	4	at Iowa (01/12/24)
	4	PENN ST. (02/17/24)
3 PT FG ATTEMPTS	13	NORTHWESTERN (01/20/24)
	18	at Minnesota (12/06/23)
3 PT FG PERCENTAGE	.091 (2-22)	CREIGHTON (12/03/23)
	.154 (4-26)	at Iowa (01/12/24)
FREE THROWS MADE	1	at Kansas St. (12/17/23)
	7	at Maryland (01/27/24)
FREE THROW ATTEMPTS	4	at Kansas St. (12/17/23)
	11	at Wisconsin (01/06/24)
	11	PENN ST. (02/17/24)
FREE THROW PERCENTAGE	.250 (1-4)	at Kansas St. (12/17/23)
	.583 (7-12)	at Maryland (01/27/24)
REBOUNDS	25	at Maryland (01/27/24)
	26	at Wisconsin (01/06/24)
ASSISTS	6	CREIGHTON (12/03/23)
	10	at Maryland (01/27/24)
	10	PENN ST. (02/17/24)
STEALS	1	DUQUESNE (11/22/23)
	3	RIDER (11/13/23)
	3	STONY BROOK (11/15/23)
	3	CAL ST. FULLERTON (11/26/23)
BLOCKED SHOTS	0	Several times
TURNOVERS	2	DUQUESNE (11/22/23)
FOULS	9	RIDER (11/13/23)
	9	CAL ST. FULLERTON (11/26/23)

OPPONENT TEAM GAME LOWS

POINTS	46	at Kansas St. (12/17/23)
	49	PENN ST. (02/17/24)
FIELD GOALS MADE	16	at Kansas St. (12/17/23)
	17	RIDER (11/13/23)
FIELD GOAL ATTEMPTS	51	INDIANA (01/03/24)
	53	at Minnesota (12/06/23)
FIELD GOAL PERCENTAGE	.267 (16-60)	at Kansas St. (12/17/23)
	.303 (20-66)	FLORIDA A&M (11/09/23)
3 PT FIELD GOALS MADE	3	LINDENWOOD (11/06/23)
	4	FLORIDA A&M (11/09/23)
	4	at Kansas St. (12/17/23)
	4	at Indiana (02/21/24)
3 PT FG ATTEMPTS	16	LINDENWOOD (11/06/23)
	17	MICHIGAN ST. (12/10/23)
3 PT FG PERCENTAGE	.133 (4-30)	at Kansas St. (12/17/23)
	.188 (3-16)	LINDENWOOD (11/06/23)
FREE THROWS MADE	5	LINDENWOOD (11/06/23)
	6	STONY BROOK (11/15/23)
FREE THROW ATTEMPTS	9	LINDENWOOD (11/06/23)
	9	CAL ST. FULLERTON (11/26/23)
	9	MICHIGAN ST. (12/10/23)
FREE THROW PERCENTAGE	.500 (8-16)	PENN ST. (02/17/24)
	.533 (16-30)	at Rutgers (01/17/24)
REBOUNDS	26	NORTHWESTERN (01/20/24)
	28	STONY BROOK (11/15/23)
	28	OHIO ST. (01/23/24)
ASSISTS	2	LINDENWOOD (11/06/23)
STEALS	1	DUQUESNE (11/22/23)
	1	PURDUE (01/09/24)
BLOCKED SHOTS	0	at Wisconsin (01/06/24)
	0	at Iowa (01/12/24)
TURNOVERS	6	DUQUESNE (11/22/23)
	6	at Iowa (01/12/24)
FOULS	9	at Minnesota (12/06/23)

2023-24 SUPERLATIVES

WON/LOSS MARGIN

	1	2	3	4	5	6	7	8	9	10	11	12	13	14	15	16	17	18	19	20	+20
Husker Wins	0	0	0	0	0	1	1	2	0	1	0	0	1	2	1	3	0	1	1	0	6
Husker Losses	0	0	1	0	1	0	0	0	0	0	1	1	0	0	0	1	0	1	0	0	2

2023-24 INDIVIDUAL GAME HIGHS

Points	34	Rienk Mast vs Ohio St. (01/23/24)
	31	Keisei Tominaga at Illinois (02/04/24)
Field Goals Made	13	Rienk Mast vs Ohio St. (01/23/24)
	9	Keisei Tominaga at Illinois (02/04/24)
	9	Keisei Tominaga vs Indiana (01/03/24)
	9	Brice Williams vs Oregon St. (11/18/23)
Field Goal Att.	21	Rienk Mast at Illinois (02/04/24)
	18	Rienk Mast vs Wisconsin (02/01/24)
FG Pct (min 5 made)	1.000 (5-5)	Keisei Tominaga vs Cal St. Fullerton (11/26/23)
	.833 (5-6)	Josiah Allick at Iowa (01/12/24)
3-Point FG Made	6	Rienk Mast vs Ohio St. (01/23/24)
	5	Jamarques Lawrence at Indiana (02/21/24)
	5	Keisei Tominaga at Illinois (02/04/24)
	5	C.J. Wilcher vs Wisconsin (02/01/24)
	5	Keisei Tominaga vs Purdue (01/09/24)
3-Point FG Att.	11	Keisei Tominaga vs Rider (11/13/23)
	10	Keisei Tominaga vs Indiana (01/03/24)
3-Pt FG Pct (min 2 made)	1.000 (5-5)	Jamarques Lawrence at Indiana (02/21/24)
	1.000 (3-3)	Rienk Mast vs Cal St. Fullerton (11/26/23)
	1.000 (3-3)	Keisei Tominaga vs Cal St. Fullerton (11/26/23)
	1.000 (2-2)	Lawrence, Jamarques vs Northwestern (01/20/24)
	1.000 (2-2)	Sam Hoiberg at Rutgers (01/17/24)
Free Throws Made	9	Keisei Tominaga vs Duquesne (11/22/23)
	8	Keisei Tominaga at Illinois (02/04/24)
Free Throw Att.	10	Keisei Tominaga vs Duquesne (11/22/23)
	8	Keisei Tominaga at Illinois (02/04/24)
	8	Brice Williams vs Wisconsin (02/01/24)
	8	Allick, Josiah vs Northwestern (01/20/24)
	8	Brice Williams at Rutgers (01/17/24)
	8	Eli Rice vs Florida A&M (11/09/23)
FT Pct (min 4 made)	1.000 (8-8)	Keisei Tominaga at Illinois (02/04/24)
	1.000 (7-7)	Brice Williams vs Florida A&M (11/09/23)
	1.000 (6-6)	Rienk Mast vs Duquesne (11/22/23)
	1.000 (6-6)	Rienk Mast vs Florida A&M (11/09/23)
Rebounds	18	Juwan Gary at Kansas St. (12/17/23)
	16	Rienk Mast vs Florida A&M (11/09/23)
Assists	9	Brice Williams vs Purdue (01/09/24)
	8	Rienk Mast vs Michigan (02/10/24)
Steals	5	Keisei Tominaga at Kansas St. (12/17/23)
	4	Jamarques Lawrence vs Indiana (01/03/24)
	4	Brice Williams vs Indiana (01/03/24)
	4	Sam Hoiberg vs Florida A&M (11/09/23)
Blocked Shots	4	Juwan Gary vs South Carolina St. (12/29/23)
	3	Josiah Allick at Rutgers (01/17/24)
Turnovers	7	Jamarques Lawrence at Minnesota (12/06/23)
	6	Jarron Coleman vs South Carolina St. (12/29/23)
Fouls	5	Juwan Gary at Northwestern (02/07/24)
	5	Brice Williams at Illinois (02/04/24)
	5	Rienk Mast at Rutgers (01/17/24)
	5	Josiah Allick at Rutgers (01/17/24)
	5	Brice Williams at Minnesota (12/06/23)
Minutes	39	Brice Williams vs Wisconsin (02/01/24)
	39	Brice Williams at Rutgers (01/17/24)
	38	Rienk Mast vs Wisconsin (02/01/24)

2023-24 OPPONENT INDIVIDUAL GAME HIGHS

Points	30	Max Jones vs Cal St. Fullerton (11/26/23)
	28	AJ Storr vs Wisconsin (02/01/24)
Field Goals Made	11	AJ Storr vs Wisconsin (02/01/24)
	11	Owen Freeman at Iowa (01/12/24)
Field Goal Att.	22	AJ Storr vs Wisconsin (02/01/24)
	22	Baylor Scheierman vs Creighton (12/03/23)
FG Pct (min 5 made)	.857 (6-7)	Malik Reneau at Indiana (02/21/24)
	.846 (11-13)	Owen Freeman at Iowa (01/12/24)
3-Point FG Made	6	Baylor Scheierman vs Creighton (12/03/23)
	5	AJ Storr vs Wisconsin (02/01/24)
	5	Josh Dix at Iowa (01/12/24)
	5	Payton Sandfort at Iowa (01/12/24)
	5	Mason Gillis vs Purdue (01/09/24)
	5	Tyree Ihenacho vs North Dakota (12/20/23)
	5	Max Jones vs Cal St. Fullerton (11/26/23)
3-Point FG Att.	19	Baylor Scheierman vs Creighton (12/03/23)
	12	Payton Sandfort at Iowa (01/12/24)
3-Pt FG Pct (min 2 made)	1.000 (2-2)	Will Tschetter vs Michigan (02/10/24)
	1.000 (2-2)	Nick Martinelli at Northwestern (02/07/24)
	1.000 (2-2)	Gavin Griffiths at Rutgers (01/17/24)
	1.000 (2-2)	Ben Krikke at Iowa (01/12/24)
	1.000 (2-2)	Mason Miller vs Creighton (12/03/23)
Free Throws Made	9	Dae Dae Grant vs Duquesne (11/22/23)
	7	Malik Hall vs Michigan St. (12/10/23)
	7	Tyler Bilodeau vs Oregon St. (11/18/23)
Free Throw Att.	13	Kel'el Ware at Indiana (02/21/24)
	10	Elijah Hawkins at Minnesota (12/06/23)
FT Pct (min 4 made)	1.000 (9-9)	Dae Dae Grant vs Duquesne (11/22/23)
	1.000 (7-7)	Malik Hall vs Michigan St. (12/10/23)
	1.000 (7-7)	Tyler Bilodeau vs Oregon St. (11/18/23)
	1.000 (6-6)	Jordan Pope vs Oregon St. (11/18/23)
	1.000 (4-4)	Justin Harmon at Illinois (02/04/24)
	1.000 (4-4)	Brooks Barnhizer vs Northwestern (01/20/24)
	1.000 (4-4)	Fletcher Loyer vs Purdue (01/09/24)
	1.000 (4-4)	Malik Reneau vs Indiana (01/03/24)
	1.000 (4-4)	Jimmy Clark III vs Duquesne (11/22/23)
	1.000 (4-4)	Keenon Cole vs Lindenwood (11/06/23)
Rebounds	16	Julian Reese at Maryland (01/27/24)
	15	Clifford Omoruyi at Rutgers (01/17/24)
Assists	15	Tony Perkins at Iowa (01/12/24)
	11	Elijah Hawkins at Minnesota (12/06/23)
Steals	5	Ace Baldwin Jr. vs Penn St. (02/17/24)
	5	Mike Mitchell Jr. at Minnesota (12/06/23)
Blocked Shots	4	Clifford Omoruyi at Rutgers (01/17/24)
	4	Will McNair Jr. at Kansas St. (12/17/23)
Turnovers	6	Trey Galloway at Indiana (02/21/24)
	5	AJ Storr vs Wisconsin (02/01/24)
Fouls	5	Dawson Garcia vs Minnesota (02/25/24)
	5	Boo Buie at Northwestern (02/07/24)
	5	David Dixon vs Duquesne (11/22/23)
	5	Jimmy Clark III vs Duquesne (11/22/23)
	5	Justin Rochelin vs Oregon St. (11/18/23)
	5	Mervin James vs Rider (11/13/23)
	5	Shannon Grant vs Florida A&M (11/09/23)
	5	Chase Barrs vs Florida A&M (11/09/23)

2023-24 HUSKER LINEUPS

No.	Starting Lineup	Record
1.	Allick, Lawrence, Mast, Wilcher, Williams	2-0
2.	Allick, Lawrence, Mast, Tominaga, Williams	8-4
3.	Gary, Lawrence, Mast, Tominaga, Williams	4-3
4.	Allick, Gary, Lawrence, Tominaga, Williams	2-0
5.	Allick, Gary, Mast, Tominaga, Williams	4-1

2023-24 GAME RECAPS

(-----Nebraska Individual Leaders-----)								
Date	Opponent	Result	Record (BIG)	Attend.	Points	Rebounds	Assists	Steals
11/6	Lindenwood	W, 84-52	1-0 (0-0)	13,478	Hoiberg (15)	Allick (8)	Coleman (4)	Allick (2)
11/9	Florida A&M	W, 81-54	2-0 (0-0)	13,766	Mast (20)	Mast (16)	Lawrence (4)	Hoiberg (4)
11/13	Rider	W, 64-50	3-0 (0-0)	13,478	Wilcher (13)	Mast (13)	Williams (3)	Lawrence (2)
11/15	Stony Brook	W, 84-63	4-0 (0-0)	13,614	Gary (19)	Williams (9)	Mast (5)	Tominaga (2)
11/18	vs. Oregon State	W, 84-63	5-0 (0-0)	2,938	Williams (25)	Mast (13)	Lawrence (3)	Allick, Williams, Tominaga (2)
11/22	Duquesne	W, 89-70	6-0 (0-0)	14,426	Tominaga (24)	Allick (7)	Allick (5)	Wilcher (1)
11/26	Cal State Fullerton	W, 85-72	7-0 (0-0)	14,171	Mast (19)	Mast (9)	Lawrence (5)	Gary (2)
12/3	No. 15 Creighton	L, 60-89	7-1 (0-0)	15,838	Tominaga (20)	Mast, Williams (7)	Williams, Lawrence (2)	Gary (3)
12/6	at Minnesota *	L, 65-76	7-2 (0-1)	6,899	Williams (18)	Lawrence (7)	Williams (4)	Williams (3)
12/10	Michigan State *	W, 77-70	8-2 (1-1)	14,585	Gary (20)	Mast (14)	Mast (6)	Gary (3)
12/17	at Kansas State	W, 62-46	9-2 (1-1)	10,206	Mast (19)	Gary (18)	Tominaga (4)	Tominaga (5)
12/20	North Dakota	W, 82-75	10-2 (1-1)	13,387	Wilcher (16)	Gary (12)	Williams, Lawrence (3)	Gary (2)
12/29	South Carolina State	W, 91-62	11-2 (1-1)	14,987	Wilcher (18)	Allick, Williams, Hoiberg (6)	Coleman (6)	Tominaga, Wilcher (3)
1/3	Indiana *	W, 86-70	12-2 (2-1)	13,446	Tominaga (28)	Allick (8)	Hoiberg (4)	Lawrence, Williams (4)
1/6	at No. 21 Wisconsin *	L, 72-88	12-3 (2-2)	15,055	Tominaga (17)	Mast, Hoiberg (6)	Williams (6)	4 Players (1)
1/9	No. 1 Purdue *	W, 88-72	13-3 (3-2)	14,106	Tominaga (19)	Williams (11)	Williams (9)	Hoiberg (3)
1/12	at Iowa *	L, 76-94	13-4 (3-3)	9,670	Allick, Mast (14)	Hoiberg (6)	Hoiberg (4)	Hoiberg (2)
1/17	at Rutgers *	L, 82-87	13-5 (3-4)	8,000	Williams (22)	Mast (8)	Lawrence (5)	Williams (3)
1/20	Northwestern *	W, 75-69	14-5 (4-4)	14,977	Allick (15)	Mast (8)	Mast (6)	Lawrence, Wilcher (2)
1/23	Ohio State *	W, 83-69	15-5 (5-4)	14,408	Mast (34)	Mast (10)	Lawrence (6)	Hoiberg (2)
1/27	at Maryland *	L, 51-73	15-6 (5-5)	15,481	Wilcher (14)	Mast (6)	Mast (3)	Williams (2)
2/1	No. 6 Wisconsin *	W, 80-72 (OT)	16-6 (6-5)	15,318	Wilcher (22)	Williams (9)	Lawrence (4)	Hoiberg (3)
2/4	at No. 14 Illinois *	L, 84-87 (OT)	16-7 (6-6)	15,544	Tominaga (22)	Gary (11)	Tominaga (3)	Allick (3)
2/7	at Northwestern *	L, 68-80	16-8 (6-7)	5,681	Gary (15)	Williams (11)	Williams (4)	Lawrence (2)
2/10	Michigan *	W, 79-59	17-8 (7-7)	15,828	Tominaga (19)	Allick (8)	Mast (8)	Gary, Tominaga (2)
2/17	Penn State *	W, 68-49	18-8 (8-7)	15,751	Tominaga (17)	Mast (9)	Williams, Tominaga, Lawrence (2)	Gary, Hoiberg (2)
2/21	at Indiana *	W, 85-70	19-8 (9-7)	17,222	Tominaga (20)	4 players (6)	Lawrence (5)	5 players (1)
2/25	Minnesota *	W, 73-55	20-8 (10-7)	15,920	Gary (23)	Gary, Allick, Williams (8)	Hoiberg (3)	Williams (3)

THE LAST TIME...

Nebraska...	A Nebraska Opponent...
Scored 100 or more points.....100; at NC State, 12/1/21	102; Michigan, 12/7/21
Scored 90 or more points.....91, South Carolina State, 12/29/23	94; at Iowa, 1/23/24
Scored 41 to 50 points.....50; Illinois, 1/10/23	49, Penn State, 2/17/24
Scored 40 or fewer points38; at Oregon, 12/15/12	38; Southwest Minnesota State, 12/28/18
Shot 70% from the field......723; vs. UNC Wilmington 12/5/97 (34-47)	.723; Kansas, 2/2/85 (34-47)
Shot 60% from the field......616; vs. Boston College, 11/30/22 (32-52)	.630; Michigan, 3/5/17 (34-54)
Shot 90% from the free throw line (Min 10 attempts)......909; vs. Southwest Minnesota State, 12/28/18 (10-11)	.905; vs. Oregon State, 11/18/23 (19-21)
Made 10, 3-Point Field Goals14; at Indiana, 2/21/2024 (14-33)	11, at Northwestern, 2/7/24 (11-25)
Had 60 rebounds......60; vs. Oral Roberts, 12/22/99	70; at NC State, 12/1/21
Had 50 rebounds......50; South Carolina State, 12/29/23	50; at Illinois, 2/4/24
Had 30 assists35, vs. Northeastern Illinois, 12/21/94	30; at Iowa, 1/12/24
Had 15 steals15, Indiana, 1/3/24	16; at Creighton, 12/11/2020
Had 10 blocked shots14; at Northwestern, 1/2/18	11; at NC State, 12/1/21
Had 10 or fewer turnovers8; at Indiana, 2/21/24	10; at Indiana, 2/21/24
Had 20 or more turnovers20; South Carolina State, 12/29/23	21; Kennesaw State, 12/22/21
Had three players with 20 pointsvs. Iowa, 3/10/19	Michigan, 1/14/17
.....(Palmer Jr. 27; Watson Jr. 23; Roby 23)	(Wagner 23, Irvin 21, Walton 20)
Had three players with 10 reboundsvs. Texas Tech, 1/19/00	at Kansas, 1/9/02
.....(Bradford 16, Ffriend 12, Truscott 11)	(Collison 13, Gooden 12, Simien 10)
Had five players reach double-figure points.....vs. Northwestern, 1/20/24	at Rutgers, 1/17/24
.....(Allick-15; Tominaga-14; Williams-10, Lawrence-10; Wilcher-10)	(Hyatt-17; Mag-16; Omoruyi-14; Simpson-14; Williams-11)
Had a player score 40 points41; Teddy Allen vs. Penn State 2/23/21	41; Marcus Carr, Minnesota, 2/27/213
Had a player score 30 points31; Keisei Tominaga at Illinois, 2/4/24	30; Max Jones, Cal State Fullerton, 11/26/23
Had a player grab 15 rebounds18; Juwan Gary at Kansas State, 12/17/2023	16; Julian Reese, Maryland, 1/27/24
Had a player dish out 10 assists.....12; Alonzo Verge Jr. at Ohio State, 3/1/22	14; Tony Perkins, Iowa, 1/12/24
Had a player collect five steals5; Keisei Tominaga at Kansas State, 12/17/2023	6; Jamhir Young, at Maryland, 1/28/23
Had a player block five shots5; Isaiah Roby vs. Maryland, 2/6/18	7; Zach Edey, Purdue, 12/10/2022
Had a player with a triple double13 pt/11 reb/10 asst.; Dalano Banton vs. Doane, 12/17/20	12 pt/11 reb./10 asst.; Trayce Jackson-Davis, Indiana, 12/7/22

SPECIALITY STATS

MISC. REVIEW

Nebraska Record When:	All (W)	All (L)	H(W)	H(L)	A (W)	A (L)							
Ahead at Halftime	15	2	13	1	2	1	Rebounds are Even	1	1	1	0	0	1
Behind at Halftime	5	5	4	1	1	4	Committing More TOs than Opp	5	5	4	0	1	5
Tied at Halftime	0	1	0	0	0	1	Committing Fewer TOs than Opp	13	2	11	1	2	1
Bench Outscores Opponent's	14	4	12	0	2	4	Turnovers are Even	2	1	2	0	0	1
Opponent Bench Outscores NU	5	4	4	2	1	2	Leading with 5:00 left	18	1	15	0	3	1
Bench scoring is even	1	0	1	0	0	0	Trailing with 5:00 left	2	7	2	1	0	6
Shooting 50% or Better	4	0	4	0	0	0	Tied with 5:00 left	0	0	0	0	0	0
Shooting Under 50%	16	8	13	2	3	6	In Overtime	1	2	1	0	0	2
Opp. Shoots 50% or Better	0	3	0	0	0	3	Scoring 80 or more points	13	2	11	0	2	2
Opp. Shoots Under 50%	20	5	17	2	3	3	Scoring 61 to 79 points	7	4	6	1	1	3
Outshooting Opponent (pct.)	19	2	16	0	3	2	Scoring 60 or fewer points	0	2	0	1	0	1
Outshot by Opponent (pct.)	1	6	1	1	0	5	Allowing 80 or more points	0	6	0	1	0	5
Shooting is even	0	0	0	0	0	0	Allowing 61 to 79 points	13	2	11	0	2	2
Outrebounding Opponent	13	0	11	0	2	0	Allowing 60 or fewer points	7	0	6	0	1	0
Outrebounded by Opponent	6	7	5	1	1	6							

MISC. TOTALS

Biggest margin of victory	32, Lindenwood (11/6)	Largest halftime lead surrendered in loss	15, at Minnesota (12/6)
Biggest margin of defeat	29, Creighton (12/3)	Largest lead at any time	49, South Carolina State (12/29)
Largest deficit overcome in win.....	19, at Wisconsin (2/1)	Largest deficit at any time	31, Creighton (12/3)
Largest halftime deficit overcome in win	16; at Wisconsin (2/1)	Largest runs without opponent scoring	20 vs. Oregon State (9:26-2:51, 1st)
Largest lead surrendered in loss.....	17, at Minnesota (12/6)	Largest opponent run without NU scoring.....	15 at Iowa (18:10-14:09, 1st)

SPECIALITY STATS

Opponent	NU-Opp Paint	NU-Opp off TO	NU-Opp 2nd Ch.	NU-Opp Bench	Largest Lead	Largest Deficit	Tip	1st Sub(s)
Lindenwood	32-32	8-4	11-9	27-21	36 (2nd, 5:34)	2 (1st, 19:36)	L	Hoiberg
Florida A&M	24-26	11-9	18-9	30-24	29 (2nd, 12:39)	1 (1st, 15:38)	L	Hoiberg, Coleman, Rice
Rider	18-16	9-4	13-10	26-14	17 (2nd, 1:44)	-	W	Hoiberg, Coleman
Stony Brook	42-18	7-19	12-9	29-14	23 (2nd, 1:47)	2 (1st, 17:59)	W	Gary
vs. Oregon State	38-16	14-5	22-6	25-17	31 (2nd, 14:06)	6 (1st, 18:12)	L	Gary
Duquesne	32-34	7-3	8-16	27-19	17 (2nd, 6:57)	6 (1st, 12:37)	L	Wilcher, Hoiberg, Gary, Coleman
Cal State Fullerton	28-32	11-7	8-14	18-18	19 (2nd, 4:51)	3 (1st, 18:43)	L	Coleman
Creighton	34-36	13-5	10-16	18-20	3 (1st, 14:56)	31 (2nd, 1:44)	L	Gary
at Minnesota	32-24	21-24	8-14	20-27	17 (1st, 1:13)	11 (2nd, 0:32)	L	Wilcher, Gary
Michigan State	30-28	8-4	4-8	18-9	7 (2nd, 0:25)	7 (1st, 12:19)	L	Wilcher, Hoiberg
at Kansas State	28-22	8-4	16-12	9-11	19 (2nd, 4:22)	6 (1st, 3:12)	L	Allick
North Dakota	30-28	20-7	17-15	21-28	10 (2nd, 0:46)	14 (2nd, 19:16)	W	Wilcher
South Carolina State	34-26	19-13	8-9	47-46	49 (2nd, 8:39)	-	W	Hoiberg
Indiana	24-26	27-6	11-10	18-20	22 (2nd, 5:23)	5 (1st, 17:27)	L	Allick
at Wisconsin	18-36	12-17	6-7	18-36	-	21 (2nd, 1:40)	L	Hoiberg
Purdue	28-20	18-7	7-11	30-24	16 (2nd, 0:47)	6 (1st, 5:33)	L	Hoiberg
at Iowa	46-32	7-8	10-12	34-18	1 (2nd, 17:13)	21 (2nd, 2:21)	L	Hoiberg
at Rutgers	24-34	16-17	11-20	24-15	12 (1st, 8:51)	5 (OT, 2:19)	L	Wilcher, Allick
Northwestern	34-28	3-17	6-7	16-15	11 (2nd, 17:37)	5 (1st, 15:19)	W	Wilcher, Hoiberg
Ohio State	24-32	10-8	16-2	21-22	18 (2nd, 6:51)	9 (1st, 11:36)	L	Wilcher
at Maryland	12-30	8-25	5-18	19-25	10 (1st, 15:30)	25 (2nd, 14:07)	W	Wilcher
Wisconsin	24-18	18-18	6-7	34-10	8 (OT, 0:49)	19 (1st, 9:51)	W	Wilcher, Hoiberg, Gary
at Illinois	26-40	18-11	4-12	17-10	7 (1st, 7:13)	10 (2nd, 3:29)	W	Gary
at Northwestern	28-22	7-26	4-5	21-17	-	21 (2nd, 9:15)	L	Wilcher, Hoiberg, Lawrence
Michigan	38-18	12-5	14-13	15-12	30 (1st, 5:21)	2 (1st, 19:25)	L	Lawrence
Penn State	36-18	15-10	8-2	18-7	22 (2nd, 8:49)	4 (1st, 17:10)	W	Wilcher
at Indiana	20-38	15-6	2-16	23-8	22 (2nd, 19:51)	-	L	Wilcher
Minnesota	28-22	8-11	7-14	11-13	23 (2nd, 3:13)	5 (1st, 18:43)	W	Wilcher, Lawrence



2023-24 HONORS

C.J. WILCHER

JUNIOR • GUARD • 6-5 • 214 • PLAINFIELD, N.J. • ROSELLE CATHOLIC

- Emerged as one of the Big Ten’s best sixth men and has 12 double-figure efforts this season
- Tied his career high with 22 points on 7-of-10 shooting, including a career-high five 3-pointers, and three assists in the OT win over No. 6 Wisconsin..had 12 points in a 20-3 run that brought NU back from a second-half deficit
- Led NU with 14 points, including 4-of-6 from 3-point range, in the loss at Maryland
- Came off the bench and had 16 points and three assists against Ohio State, including consecutive 3-pointers after OSU cut a 10-point lead to 46-43
- Totaled 12 points and a pair of assists in the loss at Rutgers
- Had 16 points off the bench on 4-of-5 shooting, as he had eight points in a 11-0 second-half run after No. 1 Purdue pulled with 54-52
- Finished with 11 first-half points against Indiana before missing the second half because of back spasms
- Scored 18 points on 7-of-9 shooting against South Carolina State while adding three steals
- Totaled 16 points, including four 3-pointers, and added four rebounds vs. North Dakota on Dec. 20
- Totaled 13 points and five rebounds in the win over Rider and 13 points against Lindenwood
- Played in all 32 games, including 24 starts, in 2022-23 and averaged 8.0 points per game while ranking second on the team with 42 3-pointers
- Totaled 10 double-figure efforts as a sophomore, including a career-high 22 points at No. 14 Indiana on Dec. 7, 2022
- Played in all 32 games in 2021-22, averaging 8.1 points and 2.3 rebounds per game as the Huskers’ sixth man
- Paced NU in 3-pointers (52) and 3-point percentage (.406), while he also shot 43 percent from long range in Big Ten play
- Spent the 2020-21 season at Xavier, playing in 15 games and averaging 3.3 points and 1.1 rebounds per game
- Was a four-star recruit who ranked No. 81 by ESPN in the class of 2021
- Playing for Dave Boff at Roselle Catholic, averaging 18.8 points, 4.5 rebounds and 2.8 assists per game to earn first-team all-state honors
- Younger brother (Simeon) is a freshman guard at St. John’s in 2023-24

CAREER STATS

				Field Goals		3-Point		F-Throws		Rebounds								Scoring			
SEASON	TEAM	GP-GS	MIN/AVG	FG-FGA	FG%	3FG-3FGA	3FG%	FT-FTA	FT%	OFF	DEF	TOT	AVG	PF-FO	A	TO	BLK	STL	PTS	AVG	
2020-21	XU	15-1	151/10.1	18-45	.400	10-29	.345	4-4	1.000	7	9	16	1.1	11-0	5	7	1	5	50	3.3	
2021-22	Nebr	32-2	791/24.7	92-199	.462	52-128	.406	22-35	.629	17	56	73	2.3	42-1	26	31	3	25	258	8.1	
2022-23	Nebr	32-24	870/27.2	95-238	.399	42-134	.313	23-36	.639	17	61	78	2.4	52-1	44	47	6	18	255	8.0	
2023-24	Nebr	28-2	508/18.1	77-168	.458	45-110	.409	30-32	.938	11	36	47	1.7	35-0	27	26	6	13	229	8.2	
TOTAL FOR Nebr		92-28	2169/23.6	264-605	.436	139-372	.374	75-103	.728	45	153	198	2.2	129-2	97	104	15	56	742	8.1	
TOTAL		107-29	2320/21.7	282-650	.434	149-401	.372	79-107	.738	52	162	214	2.0	140-2	102	111	16	61	792	7.4	

MISC. STATS

Category	2023-24	Career*
10+ Points	12	36
20+ Points	1	3
30+ Points	0	0
40+ Points	0	0
Double-Doubles	0	0
10+ Rebounds	0	0
10+ Assists	0	0
Led NU in Scoring	5	9
Led NU in Reb.	0	0
Led NU in Assists	0	1

*Includes Xavier

SEASON/CAREER HIGHS

Points	
Season:	22, Wisconsin (2/1/24)
College Career:	22, Two times (last, 2/1/24)
Rebounds	
Season:	5, Rider (11/13/23)
College Career:	6, Three times (last, 2/25/23)
Field Goals	
Season:	7, Two times (last, 2/1/24)
College Career:	8, vs. Omaha (11/10/22)
3-Point Field Goals	
Season:	5, Wisconsin (2/1/24)
College Career:	5, Two times (last, 2/1/42)
Free Throws	
Season:	5, Purdue (1/9/24)
College Career:	6, at Indiana (12/7/22)
Free Throw Attempts	
Season:	5, Purdue (1/9/24)
College Career:	6, at Indiana (12/7/22)
Assists	
Season:	3, Wisconsin (2/1/24)
College Career:	4, Three times (last, 2/14/23)
Steals	
Season:	3, South Carolina State (12/29/23)
College Career:	3, Two times (last, 12/29/23)
Blocks	
Season:	2, Lindenwood (11/6/23)
College Career:	2, Two times (last, 11/6/23)
Minutes Played	
Season:	28, Wisconsin (2/1/24)
College Career:	38, Two times (last, 1/7/23)

2023-24 GAME BY GAME

Opponent				Total		3-Pointers		Free throws		Rebounds												
	Date	GS	MIN	FG-FGA	PCT	3FG-3FGA	PCT	FT-FTA	PCT	OFF	DEF	TOT	AVG	PF	A	TO	BLK	STL	PTS	AVG		
Lindenwood	11/06/2023	*	22:08	4-8	.500	2-5	.400	3-4	.750	0	1	1	1.0	0	2	0	2	0	13	13.0		
Florida A&M	11/09/2023	*	19:51	2-6	.333	1-4	.250	1-2	.500	0	1	1	1.0	4	2	0	1	0	6	9.5		
Rider	11/13/2023		22:51	4-8	.500	3-5	.600	2-2	1.000	4	1	5	2.3	2	1	3	0	0	13	10.7		
Stony Brook	11/15/2023		14:23	1-3	.333	0-2	.000	0-0	.000	0	0	0	1.8	0	0	0	0	1	2	8.5		
vs Oregon St.	11/18/2023		12:44	1-2	.500	1-2	.500	0-0	.000	0	0	0	1.4	0	1	0	0	0	3	7.4		
Duquesne	11/22/2023		16:17	1-2	.500	0-1	.000	0-0	.000	0	2	2	1.5	1	1	0	0	1	2	6.5		
Cal St. Fullerton	11/26/2023		16:37	2-6	.333	1-5	.200	0-0	.000	1	2	3	1.7	1	1	0	0	0	5	6.3		
Creighton	12/03/2023		14:56	2-4	.500	0-2	.000	0-0	.000	0	0	0	1.5	0	0	0	0	0	4	6.0		
at Minnesota	12/06/2023		18:07	3-6	.500	1-2	.500	2-2	1.000	1	2	3	1.7	2	2	1	0	0	9	6.3		
Michigan St.	12/10/2023		15:00	3-5	.600	2-4	.500	2-2	1.000	1	1	2	1.7	0	1	0	0	0	10	6.7		
at Kansas St.	12/17/2023		08:15	0-4	.000	0-2	.000	0-0	.000	1	2	3	1.8	1	0	1	1	0	0	6.1		
North Dakota	12/20/2023		18:22	6-10	.600	4-6	.667	0-0	.000	1	3	4	2.0	1	1	1	0	1	16	6.9		
South Carolina St.	12/29/2023		18:31	7-9	.778	2-4	.500	2-2	1.000	0	2	2	2.0	0	0	2	0	3	18	7.8		
Indiana	01/03/2024		13:45	3-6	.500	3-6	.500	2-2	1.000	1	1	2	2.0	1	0	0	0	2	11	8.0		
at Wisconsin	01/06/2024		16:33	2-4	.500	2-3	.667	0-0	.000	0	1	1	1.9	2	0	3	1	1	6	7.9		
Purdue	01/09/2024		19:22	4-5	.800	3-4	.750	5-5	1.000	0	0	0	1.8	1	0	0	0	0	16	8.4		
at Iowa	01/12/2024		19:01	1-4	.250	1-3	.333	2-2	1.000	1	3	4	1.9	1	2	0	0	0	5	8.2		
at Rutgers	01/17/2024		18:28	3-6	.500	2-5	.400	4-4	1.000	0	2	2	1.9	3	2	3	1	0	12	8.4		
Northwestern	01/20/2024		26:13	4-8	.500	2-4	.500	0-0	.000	0	1	1	1.9	3	1	3	0	2	10	8.5		
Ohio St.	01/23/2024		30:02	6-12	.500	4-7	.571	0-0	.000	0	1	1	1.9	0	3	0	0	1	16	8.9		
at Maryland	01/27/2024		23:18	5-7	.714	4-6	.667	0-0	.000	0	0	0	1.8	0	1	2	0	0	14	9.1		
Wisconsin	02/01/2024		27:29	7-10	.700	5-7	.714	3-3	1.000	0	1	1	1.7	2	3	0	0	1	22	9.7		
at Illinois	02/04/2024		19:31	1-6	.167	0-3	.000	0-0	.000	0	2	2	1.7	1	1	1	0	0	2	9.3		
at Northwestern	02/07/2024		20:37	2-7	.286	1-4	.250	0-0	.000	0	2	2	1.8	2	1	2	0	0	5	9.2		
Michigan	02/10/2024		16:48	1-4	.250	1-4	.250	0-0	.000	0	2	2	1.8	3	0	0	0	0	3	8.9		
Penn St.	02/17/2024		15:50	1-6	.167	0-4	.000	2-2	1.000	0	2	2	1.8	2	0	2	0	0	4	8.7		
at Indiana	02/21/2024		11:09	1-6	.167	0-4	.000	0-0	.000	0	1	1	1.7	2	0	2	0	0	2	8.5		
Minnesota	02/25/2024		11:24	0-4	.000	0-2	.000	0-0	.000	0	0	0	1.7	0	1	0	0	0	0	8.2		
Totals				2	507:30	77-168	.458	45-110	.409	30-32	.938	11	36	47	1.7	35	27	26	6	13	229	8.2

Player Averages

Games Played	Minutes/ game	Points/ game	FG Pct	3FG Pct	FT Pct	Rebounds/ game	Assists/ game	Turnovers/ game	Assist/Turnover ratio	Steals/ game	Blocks/ game
28	18.1	8.2	45.8	40.9	93.8	1.7	1.0	0.9	1.0	0.5	0.2

SAM HOIBERG

SOPHOMORE • GUARD • 6-0 • 183 • LINCOLN, NEB. • PIUS X



2023-24 HONORS

- NU Scholar-Athlete Honor Roll (Fall, 2023)

- Savvy performer who brings a spark off the bench and has a 2-to-1 assist-to turnover ratio and averages a steal per game
- Grabbed five rebounds and dished out a team-high three assists at Minnesota
- Had four points, six rebounds and two steals in 25 minutes against Penn State
- Finished with four points, four rebounds and three assists in 17 minutes against Michigan
- Totaled three points, four rebounds and three steals in the overtime win over No. 6 Wisconsin
- Grabbed six rebounds and dished out three assists in the win over Northwestern
- Led NU in rebounds (six), assists (four) and steals (two) off the bench at Iowa
- Had nine points, including seven points in a 13-0 run to close the first half, three assists and three steals in the win over No. 1 Purdue
- Finished with five points, a team-high six boards and a pair of assists against No. 21 Wisconsin
- Totaled five points and a career-high four assists in 23 minutes against Indiana
- Set career bests in rebounds (seven) and assists (three) while adding five points in 16 minutes against South Dakota State
- Finished with five points, three rebounds and two assists in the win over Michigan State
- Topped NU against Lindenwood in the season opener, matching his career high with 15 points, along with five rebounds and two assists
- Played in 21 contests, including one start, in 2022-23 and was one of NU's top guards off the bench as he averaged 4.1 points per game on 55 percent shooting
- Provided an offensive spark down the stretch, averaging 6.6 ppg on 58 percent shooting and 2.9 rpg over the final 12 contests of 2022-23
- Poured in a career-high 15 points on 6-of-8 shooting in 26 minutes at Maryland on Jan. 27, 2023
- Garnered honorable-mention all-state honors as a senior, averaging 14.9 points, 4.2 rebounds and 3.8 assists at Lincoln Pius X High School in 2020-21, helping the school to an 18-4 record and a berth in the Class A (largest class) state tournament
- Sports and Media Communications major who hosts his own weekly radio show
- Is the son of NU Head Coach Fred Hoiberg, who played collegiately at Iowa State and in the NBA for a decade, while his oldest brother, Jack, played at both Michigan State (2017-21) and Texas Arlington (2021-22) and works in the San Antonio Spurs organization in the video department

CAREER STATS

		Field Goals		3-Point		F-Throws		Rebounds		PF-FO		TO BLK STL		Scoring	
SEASON	TEAM	GP-GS	MIN/AVG	FG-FGA	FG%	3FG-3FGA	3FG%	FT-FTA	FT%	OFF DEF	TOT AVG	PF-FO	A	TO BLK STL	PTS AVG
2022-23	Nebr	21-1	267/12.7	27-49	.551	9-22	.409	23-28	.821	8 30	38 1.8	19-0	7 8	1 13	86 4.1
2023-24	Nebr	28-0	547/19.5	32-82	.390	14-40	.350	25-36	.694	17 68	85 3.0	53-0	48 22	3 29	103 3.7
TOTAL		49-1	814/16.6	59-131	.450	23-62	.371	48-64	.750	25 98	123 2.5	72-0	55 30	4 42	189 3.9

MISC. STATS

Category	2023-24	Career
10+ Points	1	3
20+ Points	0	0
30+ Points	0	0
40+ Points	0	0
Double-Doubles	0	0
10+ Rebounds	0	0
10+ Assists	0	0
Led NU in Scoring	1	1
Led NU in Reb.	3	4
Led NU in Assists	3	3

SEASON/CAREER HIGHS

Points		
Season:	15, Lindenwood (11/6/23)	
College Career:	15, Two times (1/28/23)	
Rebounds		
Season:	7, South Carolina State (12/29/23)	
College Career:	Same	
Field Goals		
Season:	5, Lindenwood (11/6/23)	
College Career:	6, at Maryland (1/28/23)	
3-Point Field Goals		
Season:	2, Two times (last, 1/17/24)	
College Career:	3, at Maryland (1/28/23)	
Free Throws		
Season:	4, Two times (last, 2/10/24)	
College Career:	5, Two times (last, 2/28/23)	
Free Throw Attempts		
Season:	6, at Northwestern (2/7/24)	
College Career:	6, Michigan State (2/28/23)	
Assists		
Season:	4, Two times (last, 1/12/24)	
College Career:	Same	
Steals		
Season:	4, Florida A&M (11/9/23)	
College Career:	Same	
Blocks		
Season:	1, Three times (last, 1/6/24)	
College Career:	1, Four times (last, 1/6/24)	
Minutes Played		
Season:	26, Ohio State (1/23/24)	
College Career:	37, Maryland (2/19/23)	

2023-24 GAME BY GAME

Opponent	Date	GS	MIN	Total		3-Pointers		Free throws		Rebounds		PF	A	TO	BLK	STL	PTS	AVG
				FG-FGA	PCT	3FG-3FGA	PCT	FT-FTA	PCT	OFF DEF	TOT AVG							
Lindenwood	11/06/2023		25:14	5-7	.714	2-4	.500	3-5	.600	0 5	5 5.0	1 2	0 1	1 1	1 15	15.0		
Florida A&M	11/09/2023		22:37	1-3	.333	1-3	.333	0-0	.000	1 2	3 4.0	1 1	2 0	4 3	9.0			
Rider	11/13/2023		22:04	2-4	.500	1-3	.333	2-2	1.000	2 2	4 4.0	2 1	1 0	0 7	8.3			
Stony Brook	11/15/2023		12:41	1-2	.500	0-1	.000	0-0	.000	0 0	0 3.0	3 1	1 0	0 2	6.8			
vs Oregon St.	11/18/2023		11:48	2-4	.500	1-3	.333	0-1	.000	0 0	0 2.4	3 0	1 0	0 5	6.4			
Duquesne	11/22/2023		14:43	1-3	.333	1-1	1.000	0-0	.000	0 0	0 2.0	0 0	0 1	0 3	5.8			
Cal St. Fullerton	11/26/2023		15:20	0-1	.000	0-0	.000	0-0	.000	0 2	2 2.0	3 1	0 0	0 0	5.0			
Creighton	12/03/2023		11:12	0-3	.000	0-0	.000	0-2	.000	2 3	5 2.4	0 0	0 0	0 1	0 4.4			
at Minnesota	12/06/2023		08:28	0-0	.000	0-0	.000	0-0	.000	0 0	0 2.1	0 2	0 0	0 0	0 3.9			
Michigan St.	12/10/2023		16:38	1-4	.250	1-2	.500	2-2	1.000	0 3	3 2.2	1 2	0 0	0 1	5 4.0			
at Kansas St.	12/17/2023		25:33	1-3	.333	1-2	.500	0-0	.000	0 3	3 2.3	1 2	0 0	2 3	3.9			
North Dakota	12/20/2023		23:46	2-4	.500	1-2	.500	0-0	.000	0 2	2 2.3	4 2	3 0	1 5	4.0			
South Carolina St.	12/29/2023		16:34	2-6	.333	0-2	.000	1-2	.500	3 4	7 2.6	3 3	2 0	2 5	4.1			
Indiana	01/03/2024		22:53	1-3	.333	0-1	.000	3-3	1.000	0 0	0 2.4	3 4	1 0	1 5	4.1			
at Wisconsin	01/06/2024		19:52	1-4	.250	1-2	.500	2-2	1.000	0 6	6 2.7	2 2	1 1	0 5	4.2			
Purdue	01/09/2024		23:54	4-5	.800	1-2	.500	0-0	.000	0 2	2 2.6	2 3	0 0	3 9	4.5			
at Iowa	01/12/2024		25:07	1-5	.200	0-2	.000	0-0	.000	0 6	6 2.8	1 4	2 0	2 2	4.4			
at Rutgers	01/17/2024		18:58	2-2	1.000	2-2	1.000	0-0	.000	0 1	1 2.7	2 1	2 0	0 6	4.4			
Northwestern	01/20/2024		21:52	1-1	1.000	0-0	.000	0-1	.000	1 5	6 2.9	1 3	0 0	0 2	4.3			
Ohio St.	01/23/2024		26:47	0-2	.000	0-0	.000	1-2	.500	1 3	4 3.0	2 0	1 0	2 1	4.2			
at Maryland	01/27/2024		19:17	0-1	.000	0-1	.000	0-0	.000	0 2	2 2.9	2 1	2 0	1 0	4.0			
Wisconsin	02/01/2024		22:04	1-2	.500	0-0	.000	1-2	.500	1 3	4 3.0	3 2	0 0	3 3	3.9			
at Illinois	02/04/2024		18:57	1-2	.500	1-2	.500	0-0	.000	1 1	2 2.9	2 1	0 0	0 3	3.9			
at Northwestern	02/07/2024		19:18	0-0	.000	0-0	.000	4-6	.667	0 1	1 2.8	2 2	0 0	0 4	3.9			
Michigan	02/10/2024		17:15	0-2	.000	0-1	.000	4-4	1.000	1 3	4 2.9	2 3	1 0	1 4	3.9			
Penn St.	02/17/2024		24:26	2-5	.400	0-2	.000	0-0	.000	2 4	6 3.0	2 1	2 0	2 4	3.9			
at Indiana	02/21/2024		18:06	0-0	.000	0-0	.000	2-2	1.000	0 2	2 3.0	2 1	0 0	1 2	3.8			
Minnesota	02/25/2024		21:22	0-4	.000	0-2	.000	0-0	.000	2 3	5 3.0	3 3	0 0	1 0	3.7			
Totals				0 546:46	32-82	.390	14-40	.350	25-36	.694	17 68	85 3.0	53 48	22 3	29 103	3.7		

Player Averages

Games Played	Minutes/game	Points/game	FG Pct	3FG Pct	FT Pct	Rebounds/game	Assists/game	Turnovers/game	Assist/Turnover ratio	Steals/game	Blocks/game
28	19.5	3.7	39.0	35.0	69.4	3.0	1.7	0.8	2.2	1.0	0.1



2023-24 HONORS

- NU Scholar-Athlete Honor Roll (Fall, 2023)

MISC. STATS

Category	2023-24	Career*
10+ Points	21	60
20+ Points	2	14
30+ Points	0	2
40+ Points	0	0
Double-Doubles	1	5
10+ Rebounds	2	6
10+ Assists	0	0
Led NU in Scoring	3	3
Led NU in Reb.	8	8
Led NU in Assists	8	8
Includes Charlotte		

SEASON/CAREER HIGHS

Points	
Season:	25, vs. Oregon State (11/18/23)
College Career:	32, UAB (3/4/23)
Rebounds	
Season:	11, Purdue (1/9/24)
College Career:	13, Rice (2/25/23)
Field Goals	
Season:	9, vs. Oregon State (11/18/23)
College Career:	12, UAB (3/4/23)
3-Point Field Goals	
Season:	4, at Rutgers (1/17/24)
College Career:	4, Two times (last, 1/17/24)
Free Throws	
Season:	7, Two times (last, 2/1/24)
College Career:	11, Middle Tenn. St. (12/29/22)
Free Throw Attempts	
Season:	8, Two times (last, 2/1/24)
College Career:	14, Louisiana Tech (12/31/22)
Assists	
Season:	9, Purdue (1/9/24)
College Career:	4, Three times (last, 12/6/23)
Steals	
Season:	4, Indiana (1/3/24)
College Career:	Same
Blocks	
Season:	2, Four times (last, 1/9/24)
College Career:	3, Two times (last, 3/20/23)
Minutes Played	
Season:	39, Two times (last, 2/1/24)
College Career:	46, UAB (3/4/23)

BRICE WILLIAMS

JUNIOR • GUARD • 6-7 • 213 • HUNTERSVILLE, N.C. • CHARLOTTE

- Three-level scorer who is a career 39 percent shooter from 3-point range and has the ability to guard multiple positions
- Has been in double figures a team-high 21 times, including a season-high 25-point effort in the win over Oregon State
- Totaled 15 points, eight boards and three steals against Minnesota.
- Finished with 18 points, six rebounds and a pair of assists in the win at Indiana
- Recorded his first double-double of the season with 13 points, 10 rebounds and four assists at Northwestern
- Nearly posted a double-double with 17 points, including six points in OT, and nine rebounds in the win over No. 6 Wisconsin
- Finished with 14 points, seven rebounds and four assists in the win over Ohio State
- Led NU with 22 points and had six rebounds and three steals at Rutgers
- Played his best all-around game of the year vs. No. 1 Purdue with nine points, a career-high nine assists, 11 rebounds and two blocked shots
- Totaled 15 points, six rebounds and a career-high four steals in the win over Indiana
- Nearly posted a double-double at Kansas State with 10 points and nine rebounds
- Scored all 14 of his points in the second half against Michigan State, including a go-ahead 3-pointer with 2:10 remaining.
- Finished with 18 points, six boards, four assists and three steals before fouling out at Minnesota
- Returned from a knee injury to earn second-team All-Conference USA honors in 2022-23, averaging 13.8 points and 5.8 rebounds per game while shooting almost 40 percent from 3-point range.
- MVP of the 2023 College Basketball Invitational, averaging 16.3 points, 7.8 rebounds and 3.0 assists per game and posting two double-doubles in four games
- Two-time C-USA Player of the Week who earned USBWA National Player of the Week after averaging 31.0 points on 78 percent shooting, 5.5 rebounds and 1.5 assists per game
- Graduated from Charlotte with a degree in mass communications in July of 2023 and is in NU's graduate program
- His father (Henry) is Charlotte's all-time leading scorer with 2,383 points and was a second-round pick of the San Antonio Spurs in 1992 before playing in Europe for a decade

CAREER STATS

				Field Goals		3-Point		F-Throws		Rebounds										Scoring	
SEASON	TEAM	GP-GS	MIN/AVG	FG-FGA	FG%	3FG-3FGA	3FG%	FT-FTA	FT%	OFF	DEF	TOT	AVG	PF-FO	A	TO	BLK	STL	PTS	AVG	
2019-20	CLT	27-0	244/9.0	23-62	.371	9-30	.300	8-12	.667	5	35	40	1.5	18-0	4	11	7	6	63	2.3	
2020-21	CLT	25-14	738/29.5	86-182	.473	31-72	.431	40-57	.702	20	79	99	4.0	54-0	25	27	11	19	243	9.7	
2022-23	CLT	36-13	976/27.1	170-355	.479	58-146	.397	97-115	.843	28	162	190	5.3	48-1	43	46	13	20	495	13.8	
2023-24	Nebr	28-28	820/29.3	116-264	.439	41-107	.383	87-103	.845	28	133	161	5.8	68-2	68	52	17	29	360	12.9	
TOTAL FOR Nebr		28-28	820/29.3	116-264	.439	41-107	.383	87-103	.845	28	133	161	5.8	68-2	68	52	17	29	360	12.9	
TOTAL		116-55	2778/24.0	395-863	.458	139-355	.392	232-287	.808	81	409	490	4.2	188-3	140	136	48	74	1161	10.0	

2023-24 GAME BY GAME

Opponent	Date	GS	MIN	Total		3-Pointers		Free throws		Rebounds				PF	A	TO	BLK	STL	PTS	AVG
				FG-FGA	PCT	3FG-3FGA	PCT	FT-FTA	PCT	OFF	DEF	TOT	AVG							
Lindenwood	11/06/2023	*	23:15	4-11	.364	2-6	.333	3-4	.750	0	1	1	1.0	1	2	1	1	0	13	13.0
Florida A&M	11/09/2023	*	22:19	3-9	.333	2-4	.500	7-7	1.000	2	4	6	3.5	3	2	1	1	0	15	14.0
Rider	11/13/2023	*	28:01	1-6	.167	1-3	.333	4-5	.800	0	8	8	5.0	1	3	1	0	1	7	11.7
Stony Brook	11/15/2023	*	23:26	6-9	.667	2-3	.667	3-4	.750	2	7	9	6.0	3	4	3	0	0	17	13.0
vs Oregon St.	11/18/2023	*	28:21	9-17	.529	3-7	.429	4-4	1.000	3	0	3	5.4	0	2	0	1	2	25	15.4
Duquesne	11/22/2023	*	30:06	3-6	.500	1-3	.333	4-4	1.000	0	1	1	4.7	3	1	0	0	0	11	14.7
Cal St. Fullerton	11/26/2023	*	29:48	4-9	.444	2-5	.400	4-4	1.000	0	2	2	4.3	3	3	1	2	0	14	14.6
Creighton	12/03/2023	*	21:19	3-7	.429	0-0	.000	0-0	.000	2	5	7	4.6	1	2	1	0	1	6	13.5
at Minnesota	12/06/2023	*	30:28	8-16	.500	1-3	.333	1-2	.500	3	3	6	4.8	5	4	4	1	3	18	14.0
Michigan St.	12/10/2023	*	30:02	4-7	.571	1-2	.500	5-6	.833	0	3	3	4.6	2	0	2	1	0	14	14.0
at Kansas St.	12/17/2023	*	31:59	4-12	.333	2-7	.286	0-1	.000	1	8	9	5.0	3	2	2	2	0	10	13.6
North Dakota	12/20/2023	*	30:02	4-12	.333	0-5	.000	4-4	1.000	3	4	7	5.2	2	3	2	0	1	12	13.5
South Carolina St.	12/29/2023	*	20:08	5-10	.500	1-4	.250	5-5	1.000	0	7	7	5.3	2	1	3	2	0	16	13.7
Indiana	01/03/2024	*	23:32	5-10	.500	3-4	.750	2-3	.667	3	3	6	5.4	2	1	3	0	4	15	13.8
at Wisconsin	01/06/2024	*	31:48	3-9	.333	1-3	.333	3-3	1.000	0	4	4	5.3	1	6	1	0	0	10	13.5
Purdue	01/09/2024	*	29:39	2-6	.333	1-1	1.000	4-4	1.000	0	11	11	5.6	3	9	2	2	2	9	13.3
at Iowa	01/12/2024	*	30:20	3-11	.273	0-6	.000	0-0	.000	0	4	4	5.5	2	2	2	0	1	6	12.8
at Rutgers	01/17/2024	*	39:12	6-13	.462	4-8	.500	6-8	.750	0	6	6	5.6	4	2	2	0	3	22	13.3
Northwestern	01/20/2024	*	31:24	4-6	.667	1-2	.500	3-5	.600	0	4	4	5.5	3	2	3	0	0	12	13.3
Ohio St.	01/23/2024	*	27:08	5-9	.556	2-4	.500	2-2	1.000	2	5	7	5.6	1	4	2	0	1	14	13.3
at Maryland	01/27/2024	*	28:03	2-7	.286	2-3	.667	3-4	.750	0	3	3	5.4	3	1	2	1	2	9	13.1
Wisconsin	02/01/2024	*	38:39	4-9	.444	2-3	.667	7-8	.875	2	7	9	5.6	4	2	5	1	2	17	13.3
at Illinois	02/04/2024	*	33:44	3-12	.250	1-5	.200	0-0	.000	0	3	3	5.5	5	1	1	1	0	7	13.0
at Northwestern	02/07/2024	*	35:13	5-7	.714	1-2	.500	2-2	1.000	0	10	10	5.7	2	4	3	0	1	13	13.0
Michigan	02/10/2024	*	25:51	5-9	.556	1-1	1.000	2-4	.500	1	3	4	5.6	3	0	1	0	0	13	13.0
Penn St.	02/17/2024	*	28:02	1-6	.167	0-2	.000	0-0	.000	2	5	7	5.7	1	2	2	0	1	2	12.6
at Indiana	02/21/2024	*	32:35	6-10	.600	2-6	.333	4-4	1.000	1	5	6	5.7	2	2	1	1	1	18	12.8
Minnesota	02/25/2024	*	35:26	4-9	.444	2-5	.400	5-6	.833	1	7	8	5.8	3	1	1	0	3	15	12.9
Totals			28 819:50	116-264	.439	41-107	.383	87-103	.845	28	133	161	5.8	68	68	52	17	29	360	12.9

Player Averages

Games Played	Minutes/game	Points/game	FG Pct	3FG Pct	FT Pct	Rebounds/game	Assists/game	Turnovers/game	Assist/Turnover ratio	Steals/game	Blocks/game
28	29.3	12.9	43.9	38.3	84.5	5.8	2.4	1.9	1.3	1.0	0.6



2023-24 HONORS

MISC. STATS

Category	2023-24	Career*
10+ Points	14	34
20+ Points	3	3
30+ Points	0	0
40+ Points	0	0
Double-Doubles	4	7
10+ Rebounds	4	9
10+ Assists	0	0
Led NU in Scoring	4	7
Led NU in Reb.	5	9
Led NU in Assists	0	0

*Includes Alabama

SEASON/CAREER HIGHS

Points		
Season:	22, Minnesota (2/25/24)	
College Career:	Same	
Rebounds		
Season:	18, at Kansas State (12/17/23)	
College Career:	Same	
Field Goals		
Season:	8, Two times (last, 12/10/23)	
College Career:	Same	
3-Point Field Goals		
Season:	4, Minnesota (2/25/24)	
College Career:	same	
Free Throws		
Season:	5, Cal State Fullerton (11/26/23)	
College Career:	6 vs. Houston (12/11/21)	
Free Throw Attempts		
Season:	6, Cal State Fullerton (11/26/23)	
College Career:	9 vs. Houston (12/11/21)	
Assists		
Season:	4, South Carolina State (12/29/23)	
College Career:	Same	
Steals		
Season:	3, Two times (last, 12/10/23)	
College Career:	4, at Kansas State (12/17/22)	
Blocks		
Season:	4, South Carolina State (12/29/23)	
College Career:	Same	
Minutes Played		
Season:	36, Michigan State (12/10/23)	
College Career:	37, Iowa (12/29/22)	

JUWAN GARY

JUNIOR • GUARD/FORWARD • 6-6 • 215 • COLUMBIA, S.C. • ALABAMA

- Returning starter at forward who returned after season-ending shoulder surgery in January of 2023
- Gives the Huskers toughness and athleticism and has worked to significantly improve his shooting
- Has been in double figures 14 times, tying or setting career highs in scoring three times in 2023-24
- Posted a career high with 22 points, including 4-of-7 from 3-point range, along with eight boards in the win over Minnesota
- Finisehd with 16 points and six rebounds at Indiana
- Totaled 13 points, six boards and a pair of steals in 31 minutes against Penn State
- Led NU with 15 points before fouling out at Northwestern
- Came off the bench for his fourth double-double of the season at No. 14 Illinois, finishing with 12 points, 11 boards and two steals
- Had nine points and six boards in 22 minutes at Rutgers before suffering a calf strain which sidelined him for three contests
- Finished with 13 points, five rebounds and two steals in the win over No. 1 Purdue
- Posted his second straight double-double with 12 points and 12 boards vs. North Dakota
- Grabbed a career-high 18 rebounds, including 11 offensive boards, and had 13 points in the win at Kansas State
- Made his first start of the season against Michigan State and finished with 20 points on 8-of-11 shooting, three rebounds and three steals
- Totaled a career-high 20 points on 7-of-10 shooting against Duquesne
- Recorded a double-double in the win over Oregon State with 12 points and a season-high 10 rebounds, marking his fourth career double-double
- Starting forward who played in 17 games before suffering a season-ending left shoulder injury on Jan. 10, 2023
- Played in 29 games at Alabama in 2021-22, averaging 6.5 points per game on 51 percent shooting and 3.4 rebounds per game
- Totaled eight double-figure efforts, including a career-high 19 points in wins over both Houston and at Florida, and two double-doubles
- Helped Alabama to an SEC title and an NCAA Sweet 16 berth in 2020-21, playing in 30 games, including two starts, as Alabama went 26-7
- Suffered a torn right ACL in October of 2019 and missed the entire season
- Ranked No. 64 overall by ESPN and was No. 82 in the RSCI Composite after averaging 25 points, seven rebounds and two blocks per game for Liberty Heights Charter School

CAREER STATS

				Field Goals		3-Point		F-Throws		Rebounds								Scoring		
SEASON	TEAM	GP-GS	MIN/AVG	FG-FGA	FG%	3FG-3FGA	3FG%	FT-FTA	FT%	OFF	DEF	TOT	AVG	PF-FO	A	TO	BLK	STL	PTS	AVG
2020-21	Bama	30-2	284/9.5	48-89	.539	1-9	.111	18-34	.529	40	45	85	2.8	40-1	5	13	12	14	115	3.8
2021-22	Bama	29-16	450/15.5	73-142	.514	9-41	.220	33-54	.611	49	50	99	3.4	61-1	9	18	16	17	188	6.5
2022-23	Nebr	17-17	502/29.6	64-147	.435	15-57	.263	18-29	.621	35	75	110	6.5	32-0	14	15	9	24	161	9.5
2023-24	Nebr	22-14	593/26.9	101-192	.526	23-64	.359	41-63	.651	56	76	132	6.0	46-1	26	17	17	25	266	12.1
TOTAL FOR Nebr		39-31	1095/28.1	165-339	.487	38-121	.314	59-92	.641	91	151	242	6.2	78-1	40	32	26	49	427	10.9
TOTAL		98-49	1829/18.7	286-570	.502	48-171	.281	110-180	.611	180	246	426	4.3	179-3	54	63	54	80	730	7.4

2023-24 GAME BY GAME

				Total		3-Pointers		Free throws		Rebounds											
Opponent	Date	GS	MIN	FG-FGA	PCT	3FG-3FGA	PCT	FT-FTA	PCT	OFF	DEF	TOT	AVG	PF	A	TO	BLK	STL	PTS	AVG	
Stony Brook	11/15/2023		23:18	8-11	.727	2-4	.500	1-4	.250	2	5	7	7.0	0	0	0	0	0	19	19.0	
vs Oregon St.	11/18/2023		20:58	5-10	.500	1-4	.250	1-2	.500	4	6	10	8.5	3	2	2	2	1	12	15.5	
Duquesne	11/22/2023		22:03	7-10	.700	2-4	.500	4-4	1.000	2	3	5	7.3	3	1	0	0	0	20	17.0	
Cal St. Fullerton	11/26/2023		24:46	3-10	.300	2-7	.286	5-6	.833	2	4	6	7.0	0	1	0	0	2	13	16.0	
Creighton	12/03/2023		24:11	4-9	.444	0-2	.000	0-0	.000	1	0	1	5.8	0	1	0	1	3	8	14.4	
at Minnesota	12/06/2023		30:54	5-7	.714	0-1	.000	1-1	1.000	2	2	4	5.5	3	2	2	0	2	11	13.8	
Michigan St.	12/10/2023	*	35:59	8-11	.727	2-4	.500	2-3	.667	0	3	3	5.1	2	1	1	2	3	20	14.7	
at Kansas St.	12/17/2023	*	30:39	6-16	.375	1-2	.500	0-0	.000	11	7	18	6.8	3	1	3	1	0	13	14.5	
North Dakota	12/20/2023	*	34:01	4-8	.500	3-5	.600	1-2	.500	4	8	12	7.3	1	2	0	0	2	12	14.2	
South Carolina St.	12/29/2023	*	15:42	1-3	.333	0-2	.000	3-4	.750	2	1	3	6.9	0	4	0	4	1	5	13.3	
Indiana	01/03/2024	*	20:32	2-7	.286	0-2	.000	0-0	.000	2	0	2	6.5	4	2	0	0	1	4	12.5	
at Wisconsin	01/06/2024	*	17:50	4-5	.800	0-1	.000	0-0	.000	0	0	0	5.9	4	0	0	1	0	8	12.1	
Purdue	01/09/2024	*	33:13	4-8	.500	1-1	1.000	3-6	.500	3	2	5	5.8	2	1	1	1	2	12	12.1	
at Iowa	01/12/2024	*	13:41	3-8	.375	0-3	.000	3-4	.750	2	3	5	5.8	4	0	0	1	0	9	11.9	
at Rutgers	01/17/2024	*	22:32	4-8	.500	1-3	.333	0-0	.000	3	3	6	5.8	0	0	0	1	1	9	11.7	
Wisconsin	02/01/2024		33:05	3-6	.500	0-3	.000	3-6	.500	1	3	4	5.7	1	1	2	1	0	9	11.5	
at Illinois	02/04/2024		34:56	4-5	.800	0-0	.000	4-4	1.000	1	10	11	6.0	4	2	1	0	2	12	11.5	
at Northwestern	02/07/2024	*	28:48	6-11	.545	1-2	.500	2-3	.667	2	1	3	5.8	5	0	2	1	0	15	11.7	
Michigan	02/10/2024	*	26:20	2-5	.400	1-2	.500	0-2	.000	3	4	7	5.9	3	2	1	1	2	5	11.4	
Penn St.	02/17/2024	*	30:49	5-9	.556	0-1	.000	3-3	1.000	3	3	6	5.9	1	0	0	0	2	13	11.5	
at Indiana	02/21/2024	*	34:01	6-12	.500	2-4	.500	1-5	.200	3	3	6	5.9	3	1	0	0	1	15	11.6	
Minnesota	02/25/2024	*	34:31	7-13	.538	4-7	.571	4-4	1.000	3	5	8	6.0	0	2	2	0	0	22	12.1	
Totals			14	592:50	101-192	.526	23-64	.359	41-63	.651	56	76	132	6.0	46	26	17	17	25	266	12.1

Player Averages

Games Played	Minutes/game	Points/game	FG Pct	3FG Pct	FT Pct	Rebounds/game	Assists/game	Turnovers/game	Assist/Turnover ratio	Steals/game	Blocks/game
22	26.9	12.1	52.6	35.9	65.1	6.0	1.2	0.8	1.5	1.1	0.8



2023-24 HONORS

JARRON COLEMAN

SENIOR • GUARD • 6-5 • 213 • INDIANAPOLIS, IND. • BALL STATE

- Grad transfer from Ball State who comes off the bench to give the Husker backcourt size and leadership
- Has recorded multiple assists seven times in 2023-24, including a season-high six assists against South Carolina State
- Saw his first action since Dec. 6 against SCSU, finishing with eight points, including a pair of 3-pointers, and six assists in 19 minutes
- Totaled five points, six boards and four assists in the win over Lindenwood
- Was a second-team All-Mid-American Conference pick in 2022-23, topping Ball State in scoring (14.6 ppg), assists (3.8 apg) and steals (1.3 spg), as he finished eighth in the MAC in assists and 3-pointers per game
- Spent the 2021-22 season at Missouri, where he averaged 8.6 points, 3.4 rebounds and 2.8 assists per game, leading the Tigers in assists and 3-pointers (46) while totaling 14 double-figure efforts
- Was the MAC Freshman of the Year in 2019-20 at Ball State, leading all MAC Freshmen in scoring, assists and rebounding in conference action
- Played at Cathedral High School in Indianapolis, where he averaged 17.2 points, 6.3 rebounds and 4.1 assists per game to garner IBCA Senior All-State Supreme 15 honors
- Received his undergraduate degree from Ball State in July of 2023, becoming the first college graduate in his family, and is currently studying sports communications at Nebraska

MISC. STATS

Category	2023-24	Career*
10+ Points	0	51
20+ Points	0	9
30+ Points	0	0
40+ Points	0	0
Double-Doubles	0	11
10+ Rebounds	0	13
10+ Assists	0	0
Led NU in Scoring	0	0
Led NU in Reb.	0	0
Led NU in Assists	3	3

*Includes Ball State/Missouri

SEASON/CAREER HIGHS

Points	
Season:	8, South Carolina State (12/29/23)
College Career:	33, Toledo (3/11/21)
Rebounds	
Season:	6, Lindenwood (11/6/23)
College Career:	13, at Ole Miss (1/18/22)
Field Goals	
Season:	3,, South Carolina State (12/29/23)
College Career:	12, Toledo (3/11/21)
3-Point Field Goals	
Season:	2,, South Carolina State (12/29/23)
College Career:	7, Two times (last, 1/24/23)
Free Throws	
Season:	2, Two times (last, 11/15/23)
College Career:	9, Kent State (2/21/23)
Free Throw Attempts	
Season:	3, Florida A&M (11/9/23)
College Career:	10, Kent State (2/21/23)
Assists	
Season:	6, South Carolina State (12/29/23)
College Career:	8, Four times (last, 2/21/23)
Steals	
Season:	1, Three times (last, 12/29/23)
College Career:	4, Two times (last, 1/17/23)
Blocks	
Season:	1, Florida A&M (11/9/23)
College Career:	2, Three times (last, 12/10/22)
Minutes Played	
Season:	20, Two times (last, 12/29/23)
College Career:	43, Eastern Michigan (2/3/23)

CAREER STATS

		Field Goals						3-Point		F-Throws		Rebounds			Scoring							
SEASON	TEAM	GP-GS	MIN/AVG	FG-FGA	FG%	3FG-3FGA	3FG%	FT-FTA	FT%	OFF	DEF	TOT	AVG	PF-FO	A	TO	BLK	STL	PTS	AVG		
2019-20	BSU	31-25	791/25.5	109-239	.456	26-80	.325	44-67	.657	25	123	148	4.8	56-1	91	83	8	27	288	9.3		
2020-21	BSU	13-10	351/27.0	62-130	.477	31-73	.425	25-32	.781	15	53	68	5.2	25-0	42	41	6	9	180	13.8		
2021-22	MIZ	31-21	888/28.6	97-269	.361	46-152	.303	27-42	.643	15	90	105	3.4	64-2	86	85	7	28	267	8.6		
2022-23	BSU	30-30	1026/34.2	143-380	.376	68-193	.352	76-98	.776	17	129	146	4.9	76-1	115	75	10	40	430	14.3		
2023-24	Nebr	11-0	140/12.7	8-34	.235	4-21	.190	7-11	.636	1	19	20	1.8	11-0	26	17	1	3	27	2.5		
TOTAL FOR Nebr		11-0	140/12.7	8-34	.235	4-21	.190	7-11	.636	1	19	20	1.8	11-0	26	17	1	3	27	2.5		
TOTAL		116-86	3195/27.5	419-1052	.398	175-519	.337	179-250	.716	73	414	487	4.2	232-4	360	301	32	107	1192	10.3		

2023-24 GAME BY GAME

Opponent	Date	GS	MIN	Total		3-Pointers		Free throws		Rebounds				PF	A	TO	BLK	STL	PTS	AVG	
				FG-FGA	PCT	3FG-3FGA	PCT	FT-FTA	PCT	OFF	DEF	TOT	AVG								
Lindenwood	11/06/2023		19:47	1-3	.333	1-2	.500	2-2	1.000	0	6	6	6.0	1	4	2	0	1	5	5.0	
Florida A&M	11/09/2023		17:54	1-3	.333	1-3	.333	1-3	.333	0	3	3	4.5	0	3	3	1	0	4	4.5	
Rider	11/13/2023		18:46	1-5	.200	0-3	.000	1-2	.500	0	3	3	4.0	1	2	0	0	0	3	4.0	
Stony Brook	11/15/2023		10:47	1-2	.500	0-1	.000	2-2	1.000	0	1	1	3.3	1	2	2	0	0	4	4.0	
vs Oregon St.	11/18/2023		14:50	0-2	.000	0-2	.000	1-2	.500	0	2	2	3.0	1	3	0	0	1	1	3.4	
Duquesne	11/22/2023		13:38	1-5	.200	0-1	.000	0-0	.000	1	1	2	2.8	1	4	0	0	0	2	3.2	
Cal St. Fullerton	11/26/2023		08:31	0-2	.000	0-1	.000	0-0	.000	0	2	2	2.7	1	2	4	0	0	0	2.7	
Creighton	12/03/2023		10:36	0-4	.000	0-2	.000	0-0	.000	0	1	1	2.5	2	0	0	0	0	0	2.4	
at Minnesota	12/06/2023		03:25	0-1	.000	0-1	.000	0-0	.000	0	0	0	2.2	2	0	0	0	0	0	2.1	
South Carolina St.	12/29/2023		19:30	3-7	.429	2-5	.400	0-0	.000	0	0	0	2.0	1	6	6	0	1	8	2.7	
at Maryland	01/27/2024		02:01	0-0	.000	0-0	.000	0-0	.000	0	0	0	1.8	0	0	0	0	0	0	2.5	
Totals			0	139:45	8-34	.235	4-21	.190	7-11	.636	1	19	20	1.8	11	26	17	1	3	27	2.5

Player Averages

Games Played	Minutes/ game	Points/ game	FG Pct	3FG Pct	FT Pct	Rebounds/ game	Assists/ game	Turnovers/ game	Assist/Turnover ratio	Steals/ game	Blocks/ game
11	12.7	2.5	23.5	19.0	63.6	1.8	2.4	1.5	1.5	0.3	0.1

JAMARQUES LAWRENCE

SOPHOMORE • GUARD • 6-3 • 182 • PLAINFIELD, N.J. • ROSELLE CATHOLIC



2023-24 HONORS

- Had started at point guard for most of the season before moving to a first guard off the bench in recent weeks
- Reached double figures with 11 points, including 3-of-4 from 3-point range, in the win over Minnesota
- Enjoyed his best game as a Husker at Indiana with a career-high 19 points, including 5-of-5 from 3-point range, six rebounds and five assists
- Played well against Penn State with eight points, two assists and a steal in 21 minutes
- Came off the bench at Northwestern and provided a spark with 12 points and a pair of steals
- Matched his career high with six assists and added four rebounds against Ohio State
- Reached double figures for the fourth time this season with 10 points, five rebounds and three assists against Northwestern
- Totaled seven points, six rebounds and five assists in the loss at Rutgers
- Finished with 12 points, three assists and a career-high four steals in the win over Indiana
- Finished with 14 points and three assists in the win over North Dakota, including eight points in an 11-2 stretch after UND got within one point
- Tallied a career-high 16 points and seven rebounds in the loss at Minnesota
- Had 11 points and a career-high six assists in the win over Cal State Fullerton on Nov. 26.
- Played in 28 games, including 12 starts, as a true freshman, averaging 5.7 points per game while shooting 37 percent from 3-point range.
- Started NU's final 12 games of 2022-23, averaging 9.0 points, 3.5 rebounds and 1.9 assists per game and totaling seven double-figure efforts.
- Starred at Roselle (N.J.) Catholic, helping the school to a 29-3 record, a state title and a top-10 national finish in 2021-22
- Earned first-team all-state honors as a senior, averaging 15.9 points, 5.0 rebounds and 3.5 assists per game
- Attended the same high school as C.J. Wilcher, although their tenures at the school did not overlap
- Totaled 1,447 points, including over 200 3-pointers, as well as 280 rebounds and 250 assists during his high school career

CAREER STATS

				Field Goals		3-Point		F-Throws		Rebounds								Scoring		
SEASON	TEAM	GP-GS	MIN/AVG	FG-FGA	FG%	3FG-3FGA	3FG%	FT-FTA	FT%	OFF	DEF	TOT	AVG	PF-FO	A	TO	BLK	STL	PTS	AVG
2022-23	Nebr	28-12	506/18.1	50-123	.407	28-75	.373	12-31	.387	8	53	61	2.2	41-0	28	30	4	11	140	5.0
2023-24	Nebr	28-23	671/24.0	65-166	.392	28-84	.333	28-37	.757	9	87	96	3.4	58-0	74	58	0	22	186	6.6
TOTAL		56-35	1177/21.0	115-289	.398	56-159	.352	40-68	.588	17	140	157	2.8	99-0	102	88	4	33	326	5.8

MISC. STATS

Category	2023-24	Career
10+ Points	8	15
20+ Points	0	0
30+ Points	0	0
40+ Points	0	0
Double-Doubles	0	0
10+ Rebounds	0	0
10+ Assists	0	0
Led NU in Scoring	0	0
Led NU in Reb.	2	3
Led NU in Assists	11	11

2023-24 GAME BY GAME

Opponent	Date	GS	MIN	Total		3-Pointers		Free throws		Rebounds								PTS		AVG	
				FG-FGA	PCT	3FG-3FGA	PCT	FT-FTA	PCT	OFF	DEF	TOT	AVG	PF	A	TO	BLK	STL			
Lindenwood	11/06/2023	*	18:22	2-8	.250	2-6	.333	1-2	.500	2	4	6	6.0	3	1	2	0	0	7	7.0	
Florida A&M	11/09/2023	*	24:40	2-6	.333	0-3	.000	1-2	.500	0	5	5	5.5	1	4	4	0	3	5	6.0	
Rider	11/13/2023	*	24:48	0-5	.000	0-2	.000	0-0	.000	0	3	3	4.7	2	2	1	0	2	0	4.0	
Stony Brook	11/15/2023	*	27:26	4-8	.500	0-2	.000	0-0	.000	1	4	5	4.8	3	4	3	0	0	8	5.0	
vs Oregon St.	11/18/2023	*	22:45	1-3	.333	0-0	.000	1-1	1.000	0	5	5	4.8	2	3	0	0	0	3	4.6	
Duquesne	11/22/2023	*	26:22	2-4	.500	2-4	.500	0-0	.000	0	2	2	4.3	1	3	0	0	0	6	4.8	
Cal St. Fullerton	11/26/2023	*	27:25	4-10	.400	1-5	.200	2-2	1.000	1	1	2	4.0	1	6	0	0	1	11	5.7	
Creighton	12/03/2023	*	29:09	0-3	.000	0-3	.000	1-2	.500	0	4	4	4.0	2	2	2	0	0	1	5.1	
at Minnesota	12/06/2023	*	32:56	5-9	.556	3-5	.600	3-4	.750	1	6	7	4.3	3	1	7	0	1	16	6.3	
Michigan St.	12/10/2023	*	25:54	1-5	.200	0-1	.000	0-0	.000	0	3	3	4.2	2	4	2	0	0	2	5.9	
at Kansas St.	12/17/2023	*	24:23	1-6	.167	0-3	.000	0-0	.000	1	3	4	4.2	2	2	4	0	0	2	5.5	
North Dakota	12/20/2023	*	31:19	4-10	.400	2-6	.333	4-6	.667	1	0	1	3.9	0	3	1	0	1	14	6.3	
South Carolina St.	12/29/2023	*	12:51	2-5	.400	1-2	.500	3-4	.750	0	3	3	3.8	3	1	4	0	0	8	6.4	
Indiana	01/03/2024	*	30:36	4-8	.500	2-6	.333	2-2	1.000	0	3	3	3.8	3	3	1	0	4	12	6.8	
at Wisconsin	01/06/2024	*	16:35	1-3	.333	1-2	.500	0-0	.000	0	2	2	3.7	3	0	3	0	1	3	6.5	
Purdue	01/09/2024	*	18:24	0-2	.000	0-0	.000	0-0	.000	0	4	4	3.7	3	1	1	0	0	0	6.1	
at Iowa	01/12/2024	*	09:31	0-2	.000	0-2	.000	0-0	.000	0	1	1	3.5	2	1	0	0	0	0	5.8	
at Rutgers	01/17/2024	*	34:03	2-8	.250	0-5	.000	3-3	1.000	0	6	6	3.7	3	5	2	0	0	7	5.8	
Northwestern	01/20/2024	*	28:10	4-5	.800	2-2	1.000	0-0	.000	0	5	5	3.7	3	3	4	0	2	10	6.1	
Ohio St.	01/23/2024	*	30:49	1-6	.167	0-1	.000	0-0	.000	1	3	4	3.8	3	6	1	0	0	2	5.9	
at Maryland	01/27/2024	*	25:32	3-5	.600	2-3	.667	0-0	.000	0	2	2	3.7	1	2	4	0	0	8	6.0	
Wisconsin	02/01/2024	*	18:23	2-5	.400	0-2	.000	0-1	.000	0	1	1	3.5	0	4	1	0	2	4	5.9	
at Illinois	02/04/2024	*	15:26	1-3	.333	0-1	.000	0-0	.000	0	1	1	3.4	2	1	1	0	0	2	5.7	
at Northwestern	02/07/2024	*	21:19	4-6	.667	1-2	.500	3-4	.750	0	0	0	3.3	3	2	2	0	2	12	6.0	
Michigan	02/10/2024	*	23:05	2-9	.222	1-5	.200	0-0	.000	1	5	6	3.4	0	1	1	0	1	5	5.9	
Penn St.	02/17/2024	*	20:52	3-8	.375	0-2	.000	2-2	1.000	0	1	1	3.3	2	2	2	0	1	8	6.0	
at Indiana	02/21/2024	*	23:29	6-8	.750	5-5	1.000	2-2	1.000	0	6	6	3.4	2	5	1	0	1	19	6.5	
Minnesota	02/25/2024	*	26:46	4-6	.667	3-4	.750	0-0	.000	0	4	4	3.4	3	2	4	0	0	11	6.6	
Totals			23	671:19	65-166	.392	28-84	.333	28-37	.757	9	87	96	3.4	58	74	58	0	22	186	6.6

Player Averages

Games Played	Minutes/game	Points/game	FG Pct	3FG Pct	FT Pct	Rebounds/game	Assists/game	Turnovers/game	Assist/Turnover ratio	Steals/game	Blocks/game
28	24.0	6.6	39.2	33.3	75.7	3.4	2.6	2.1	1.3	0.8	0.0

SEASON/CAREER HIGHS

Points	
Season:	19, at Indiana (2/21/24)
College Career:	same
Rebounds	
Season:	7, at Minnesota (12/6/23)
College Career:	9, Penn State (2/5/23)
Field Goals	
Season:	6, at Indiana (2/21/24)
College Career:	7, vs. Michigan State (2/21/23)
3-Point Field Goals	
Season:	5, at Indiana (2/21/24)
College Career:	5, Two times (last, 2/21/24)
Free Throws	
Season:	4, North Dakota (12/20/23)
College Career:	same
Free Throw Attempts	
Season:	6, North Dakota (12/20/23)
College Career:	6, Two times (last, 2/21/24)
Assists	
Season:	6, Two times (last, 1/23/24)
College Career:	Same
Steals	
Season:	3, Florida A&M (11/9/23)
College Career:	Same
Blocks	
Season:	None
College Career:	1, Four times (last, 2/14/23)
Minutes Played	
Season:	34, at Rutgers (1/17/24)
College Career:	35, vs. Wisconsin (2/11/23)



2023-24 HONORS

- Preseason All-Big Ten
- NU Scholar-Athlete Honor Roll (Fall, 2023)
- Japan Senior National Team
- FIBA World Cup Player of the Game vs. Cape Verde

MISC. STATS

Category	2023-24	Career
10+ Points	17	46
20+ Points	5	15
30+ Points	1	2
40+ Points	0	0
Double-Doubles	0	0
10+ Rebounds	0	0
10+ Assists	0	0
Led NU in Scoring	9	22
Led NU in Reb.	0	0
Led NU in Assists	3	3

SEASON/CAREER HIGHS

Points		
Season:	31, at Illinois (2/4/24)	
College Career:	Same	
Rebounds		
Season:	6, Northwestern (1/20/24)	
College Career:	Same	
Field Goals		
Season:	9, Two times (last, 2/4/24)	
College Career:	12, Penn State (2/5/23)	
3-Point Field Goals		
Season:	5, Two times (last, 2/4/24)	
College Career:	5, Six Times (last, 2/4/24)	
Free Throws		
Season:	9, Duquesne (11/22/23)	
College Career:	Same	
Free Throw Attempts		
Season:	10, Duquesne (11/22/23)	
College Career:	Same	
Assists		
Season:	4, Two times (last, 1/9/24)	
College Career:	Same	
Steals		
Season:	5, at Kansas State (12/17/23)	
College Career:	Same	
Blocks		
Season:	None	
College Career:	1, Three times (last, 2/14/23)	
Minutes Played		
Season:	33, Three times (last, 2/4/24)	
College Career:	43, Two times (2/18/23)	

KEISEI TOMINAGA

SENIOR • GUARD • 6-2 • 179 • MORIYAMA NAGOYA AICHI, JAPAN • RANGER COLLEGE

- Senior guard who is a preseason All-Big Ten selection and one of the best shooters in college basketball
- Had 18 of his 20 points in the first half in the win at Indiana, hitting four 3-pointers and adding three assists
- Topped NU in both points (17) and assists in 29 minutes against Penn State
- Led NU with 19 points, including 3-of-6 from 3-point range, and added two assists and two steals against Michigan
- Finished with a career-high 31 points, including 5-of-7 from 3-point range, and three assists in the OT loss at No. 14 Illinois
- Scored seven of his 14 points in the final three minutes in the win over Northwestern while grabbing a career-high six boards
- Matched his career high with five 3-pointers on his way to a 19-point, four-assist performance in the win over No. 1 Purdue
- Topped NU with 17 points on 7-of-10 shooting at No. 21 Wisconsin
- Led NU with a season-high 28 points on 9-of-15 shooting against Indiana
- Led NU with 20 points and grabbed three rebounds in the loss to No. 15 Creighton
- Finished with 17 points without missing a shot (5-5 FG, 3-3 3pt, 4-4 FT) and tied a career-high with four rebounds vs. Cal State Fullerton
- Led NU with 23 points in the win over Duquesne, going 9-of-10 from the line
- Missed NU's first two games with an ankle injury suffered in the first half of NU's exhibition game against Doane
- Played for Japanese National Team over the summer, helping his nation qualify for the 2024 Olympics
- Averaged 11.4 points per game, including 38 percent from 3-point range, as Japan went 3-2 in its most successful World Cup appearance
- Earned honorable-mention All-Big Ten honors, averaging 13.1 points on 50 percent shooting, including 40 percent 3-point shooting.
- One of six players in Division I to average double figures on 50% shooting from the field, 40% from 3-point range and 85% from the line
- Moved into the starting lineup in late January and averaged 17.4 ppg over Nebraska's final 14 games
- Totaled nine 20-point games in 2022-23, highlighted by a career-high 30-point effort against Penn State on Feb. 5, 2023
- Represented Japan in 3x3 Basketball in the 2020 Tokyo Olympics
- Spent two seasons at Ranger (Texas) College, earning second-team NJCAA All-America honors in 2020-21, averaging 16.3 points per game on 51 percent shooting, ranking ninth in 3-pointers per game (3.4/gm) and 19th in 3-point percentage (48.7)

CAREER STATS

		Field Goals				3-Point		F-Throws		Rebounds								Scoring		
SEASON	TEAM	GP-GS	MIN/AVG	FG-FGA	FG%	3FG-3FGA	3FG%	FT-FTA	FT%	OFF	DEF	TOT	AVG	PF-FO	A	TO	BLK	STL	PTS	AVG
2021-22	Nebr	30-11	493/16.4	59-158	.373	36-109	.330	16-19	.842	8	37	45	1.5	20-0	18	10	1	23	170	5.7
2022-23	Nebr	32-14	803/25.1	154-306	.503	66-165	.400	46-53	.868	10	41	51	1.6	31-0	22	27	2	18	420	13.1
2023-24	Nebr	26-26	667/25.7	125-273	.458	57-154	.370	58-64	.906	4	49	53	2.0	34-0	33	26	0	24	365	14.0
TOTAL		88-51	1964/22.3	338-737	.459	159-428	.371	120-136	.882	22	127	149	1.7	85-0	73	63	3	65	955	10.9

2023-24 GAME BY GAME

Opponent	Date	GS	MIN	Total		3-Pointers		Free throws		Rebounds				PF	A	TO	BLK	STL	PTS	AVG	
				FG-FGA	PCT	3FG-3FGA	PCT	FT-FTA	PCT	OFF	DEF	TOT	AVG								
Rider	11/13/2023	*	22:07	3-13	.231	3-11	.273	0-0	.000	0	1	1	1.0	0	1	0	0	0	9	9.0	
Stony Brook	11/15/2023	*	25:48	7-11	.636	2-6	.333	0-3	.000	0	3	3	2.0	0	2	2	0	2	16	12.5	
vs Oregon St.	11/18/2023	*	25:09	3-6	.500	2-3	.667	0-0	.000	0	2	2	2.0	2	2	0	2	8	11.0		
Duquesne	11/22/2023	*	23:15	6-12	.500	2-7	.286	9-10	.900	0	2	2	2.0	1	0	0	0	0	23	14.0	
Cal St. Fullerton	11/26/2023	*	25:22	5-5	1.000	3-3	1.000	4-4	1.000	1	3	4	2.4	0	0	1	0	0	17	14.6	
Creighton	12/03/2023	*	24:48	8-16	.500	1-4	.250	3-4	.750	0	3	3	2.5	1	0	1	0	1	20	15.5	
at Minnesota	12/06/2023	*	24:04	0-5	.000	0-4	.000	4-4	1.000	0	0	0	2.1	2	0	1	0	0	4	13.9	
Michigan St.	12/10/2023	*	29:48	5-12	.417	3-7	.429	2-2	1.000	0	0	0	1.9	1	1	0	0	1	15	14.0	
at Kansas St.	12/17/2023	*	26:30	3-11	.273	3-9	.333	0-0	.000	1	2	3	2.0	2	4	0	0	5	9	13.4	
North Dakota	12/20/2023	*	20:33	4-11	.364	1-6	.167	5-5	1.000	0	2	2	2.0	1	0	0	0	0	14	13.5	
South Carolina St.	12/29/2023	*	16:26	2-5	.400	1-3	.333	0-0	.000	1	4	5	2.3	1	1	0	0	3	5	12.7	
Indiana	01/03/2024	*	26:46	9-15	.600	4-10	.400	6-7	.857	0	1	1	2.2	1	1	0	0	0	28	14.0	
at Wisconsin	01/06/2024	*	31:51	7-10	.700	3-6	.500	0-0	.000	0	0	0	2.0	1	2	2	0	0	17	14.2	
Purdue	01/09/2024	*	32:12	5-12	.417	5-9	.556	4-4	1.000	0	1	1	1.9	1	4	2	0	1	19	14.6	
at Iowa	01/12/2024	*	30:55	6-10	.600	1-5	.200	0-0	.000	0	0	0	1.8	2	1	3	0	0	13	14.5	
at Rutgers	01/17/2024	*	32:45	5-14	.357	4-8	.500	2-2	1.000	0	1	1	1.8	2	0	0	0	2	16	14.6	
Northwestern	01/20/2024	*	27:21	5-11	.455	2-4	.500	2-2	1.000	1	5	6	2.0	1	0	1	0	1	14	14.5	
Ohio St.	01/23/2024	*	14:10	2-6	.333	1-3	.333	0-0	.000	0	1	1	1.9	2	2	0	0	1	5	14.0	
at Maryland	01/27/2024	*	21:36	3-10	.300	1-5	.200	0-0	.000	0	1	1	1.9	0	0	2	0	1	7	13.6	
Wisconsin	02/01/2024	*	19:01	1-7	.143	0-4	.000	0-0	.000	0	3	3	2.0	0	0	1	0	0	2	13.1	
at Illinois	02/04/2024	*	32:41	9-14	.643	5-7	.714	8-8	1.000	0	3	3	2.0	1	3	2	0	0	31	13.9	
at Northwestern	02/07/2024	*	27:34	3-7	.429	0-3	.000	5-5	1.000	0	3	3	2.0	3	0	2	0	0	11	13.8	
Michigan	02/10/2024	*	28:10	8-14	.571	3-6	.500	0-0	.000	0	1	1	2.0	2	2	0	0	2	19	14.0	
Penn St.	02/17/2024	*	28:34	6-14	.429	3-8	.375	2-2	1.000	0	2	2	2.0	2	2	1	0	0	17	14.1	
at Indiana	02/21/2024	*	30:03	8-15	.533	4-9	.444	0-0	.000	0	3	3	2.0	1	3	1	0	1	20	14.4	
Minnesota	02/25/2024	*	19:47	2-7	.286	0-4	.000	2-2	1.000	0	2	2	2.0	4	2	2	0	1	6	14.0	
Totals			26	667:18	125-273	.458	57-154	.370	58-64	.906	4	49	53	2.0	34	33	26	0	24	365	14.0

Player Averages

Games Played	Minutes/ game	Points/ game	FG Pct	3FG Pct	FT Pct	Rebounds/ game	Assists/ game	Turnovers/ game	Assist/Turnover ratio	Steals/ game	Blocks/ game
26	25.7	14.0	45.8	37.0	90.6	2.0	1.3	1.0	1.3	0.9	0.0



2023-24 HONORS

- Netherlands Senior National Team
- NU Scholar-Athlete Honor Roll (Fall, 2023)

MISC. STATS

Category	2023-24	Career*
10+ Points	17	73
20+ Points	4	12
30+ Points	1	2
40+ Points	0	0
Double-Doubles	5	25
10+ Rebounds	6	29
10+ Assists	0	0
Led NU in Scoring	5	5
Led NU in Reb.	13	13
Led NU in Assists	5	5

*Includes Bradley

SEASON/CAREER HIGHS

Points	
Season:	34, Ohio State (1/23/24)
College Career:	Same
Rebounds	
Season:	16, Florida A&M (11/9/23)
College Career:	17, UIC (12/31/22)
Field Goals	
Season:	13, Ohio State (1/23/24)
College Career:	same
3-Point Field Goals	
Season:	6, Ohio State (1/23/24)
College Career:	same
Free Throws	
Season:	6, Two times (last, 11/22/23)
College Career:	7, Two times (last, 12/17/22)
Free Throw Attempts	
Season:	6, Three times (last, 11/22/23)
College Career:	9, Two times (last, 12/17/22)
Assists	
Season:	8, Michigan (2/10/24)
College Career:	Same
Steals	
Season:	2, at Rutgers 1/17/24
College Career:	3, Two times (last, 12/22/22)
Blocks	
Season:	2, Two times (last, 2/7/24)
College Career:	3, Two times (last, 3/3/23)
Minutes Played	
Season:	38, Wisconsin (2/1/24)
College Career:	38, Three times (last, 2/1/24)

RIENK MAST

JUNIOR • FORWARD • 6-10 • 248 • GRONINGEN, NETHERLANDS • BRADLEY

- Experienced post player who is comfortable on the block or stepping out to 3-point range and plays a significant role as a playmaker
- Grad transfer has become one of the team's leaders as a newcomer to the program
- Has been in double figures 17 times and leads NU in rebounds and assists and is second in scoring
- Has four 20-point games, including 21 points at No. 14 Illinois and 20 points and eight rebounds in the win over No. 6 Wisconsin
- Finished with 12 points and nine rebounds against Penn State
- Totaled 11 points, a career-high eight assists and six rebounds in the win over Michigan
- Was dominant in the win over Ohio State with a career best 34 points on 13-of-17 shooting, including six 3-pointer, along with 10 rebounds, four assists and two blocked shots
- Shined vs. No. 1 Purdue with 18 points - including 14 in the first half - four rebounds and three assists while holding Zach Edey to 15 points
- Missed the North Dakota and South Carolina State games following a procedure on his knee on Dec. 18
- Totaled 19 points and 12 boards in the 62-46 win at Kansas State
- Grabbed 14 rebounds, dished out six assists and had eight points in the win over Michigan State
- Totaled 19 points on 8-of-12 shooting and nine rebounds against Cal State Fullerton
- Recorded his third double-double of the year against Oregon State with 15 points and 13 rebounds
- Became the first Husker since Aleks Maric in 2008 to have a game with at least 20 points and 15 rebounds when he finished with 20 points and 16 rebounds against Florida A&M
- Spent the summer playing for the Netherlands National Team as they tried to qualify for the 2024 Olympics. He averaged 6.0 points, 6.0 rebounds and 1.3 assists in the 2023 FIBA Olympic Pre-Qualifying Tournament and was second on the team in rebounds per game
- Played three seasons at Bradley, totaling 1,001 points and 657 rebounds after missing the 2019-20 season because of injury
- Earned first-team All-Missouri Valley Conference honors in 2022-23, leading Bradley in scoring (13.8 ppg) and rebounding (8.0 rpg) while shooting 51 percent from the floor and 35 percent from 3-point range.
- Graduated from Bradley with a degree in physics in May of 2023 and is working on a master's degree in applied science

CAREER STATS

SEASON	TEAM	GP-GS	MIN/AVG	Field Goals		3-Point		F-Throws		Rebounds				Scoring			
				FG-FGA	FG%	3FG-3FGA	3FG%	FT-FTA	FT%	OFF	DEF	TOT	AVG	PF-FO	A	TO	BLK-STL
2020-21	BRAD	28-19	657/23.4	93-192	.484	33-92	.359	21-29	.724	46	118	164	5.9	43-0	37	33	13 8
2021-22	BRAD	31-31	852/27.5	138-290	.476	27-95	.284	57-82	.695	81	180	261	8.4	54-0	44	49	29 17
2022-23	BRAD	29-29	834/28.8	162-313	.518	24-68	.353	53-72	.736	64	168	232	8.0	62-0	70	52	15 18
2023-24	Nebr	26-26	796/30.6	127-289	.439	34-99	.343	48-58	.828	52	152	204	7.8	50-1	79	46	13 10
TOTAL FOR Nebr		26-26	796/30.6	127-289	.439	34-99	.343	48-58	.828	52	152	204	7.8	50-1	79	46	13 10
TOTAL		114-105	3139/27.5	520-1084	.480	118-354	.333	179-241	.743	243	618	861	7.6	209-1	230	180	70 53

2023-24 GAME BY GAME

Opponent	Date	GS	MIN	Total		3-Pointers		Free throws		Rebounds				PF	A	TO	BLK	STL	PTS	AVG	
				FG-FA	PCT	3FG-3FGA	PCT	FT-FTA	PCT	OFF	DEF	TOT	AVG								
Lindenwood	11/06/2023	*	25:18	5-7	.714	1-3	.333	2-3	.667	1	5	6	6.0	1	3	2	0	0	13	13.0	
Florida A&M	11/09/2023	*	27:21	6-14	.429	2-5	.400	6-6	1.000	5	11	16	11.0	2	2	2	0	0	20	16.5	
Rider	11/13/2023	*	27:48	4-12	.333	0-4	.000	4-5	.800	2	11	13	11.7	0	2	1	0	0	12	15.0	
Stony Brook	11/15/2023	*	27:33	5-8	.625	2-4	.500	2-2	1.000	1	7	8	10.8	2	5	2	0	0	14	14.8	
vs Oregon St.	11/18/2023	*	28:53	5-12	.417	0-2	.000	5-6	.833	6	7	13	11.2	2	2	0	0	0	15	14.8	
Duquesne	11/22/2023	*	30:39	2-6	.333	0-2	.000	6-6	1.000	2	4	6	10.3	3	3	2	1	0	10	14.0	
Cal St. Fullerton	11/26/2023	*	28:54	8-12	.667	3-3	1.000	0-0	.000	4	5	9	10.1	0	3	2	0	0	19	14.7	
Creighton	12/03/2023	*	25:14	3-11	.273	1-5	.200	2-2	1.000	3	4	7	9.8	3	1	0	0	0	9	14.0	
at Minnesota	12/06/2023	*	30:05	2-7	.286	0-2	.000	0-0	.000	2	3	5	9.2	3	3	1	0	1	4	12.9	
Michigan St.	12/10/2023	*	34:25	4-9	.444	0-2	.000	0-0	.000	3	11	14	9.7	3	6	3	1	0	8	12.4	
at Kansas St.	12/17/2023	*	36:23	8-15	.533	3-4	.750	0-1	.000	4	8	12	9.9	1	3	3	0	0	19	13.0	
Indiana	01/03/2024	*	29:47	3-10	.300	0-3	.000	3-4	.750	0	3	3	9.3	3	3	2	0	1	9	12.7	
at Wisconsin	01/06/2024	*	32:06	6-14	.429	2-7	.286	2-4	.500	1	5	6	9.1	1	2	0	1	1	16	12.9	
Purdue	01/09/2024	*	32:20	8-17	.471	2-5	.400	0-0	.000	1	3	4	8.7	1	3	1	0	1	18	13.3	
at Iowa	01/12/2024	*	27:39	6-9	.667	1-2	.500	1-1	1.000	1	4	5	8.5	1	2	1	0	1	14	13.3	
at Rutgers	01/17/2024	*	36:15	2-12	.167	0-3	.000	0-1	.000	3	5	8	8.4	5	2	2	1	2	4	12.8	
Northwestern	01/20/2024	*	32:03	4-11	.364	0-1	.000	0-0	.000	2	6	8	8.4	1	6	5	1	0	8	12.5	
Ohio St.	01/23/2024	*	32:39	13-17	.765	6-8	.750	2-2	1.000	1	9	10	8.5	1	4	1	2	0	34	13.7	
at Maryland	01/27/2024	*	31:39	2-5	.400	1-2	.500	0-0	.000	1	5	6	8.4	3	3	3	1	1	5	13.2	
Wisconsin	02/01/2024	*	38:32	8-18	.444	2-8	.250	2-2	1.000	1	7	8	8.4	2	3	1	0	0	20	13.6	
at Illinois	02/04/2024	*	36:57	8-21	.381	4-9	.444	2-2	1.000	1	5	6	8.2	1	2	2	1	1	22	14.0	
at Northwestern	02/07/2024	*	31:00	2-8	.250	2-5	.400	2-2	1.000	0	6	6	8.1	4	2	3	2	1	8	13.7	
Michigan	02/10/2024	*	34:24	4-10	.400	1-3	.333	2-2	1.000	2	4	6	8.0	2	8	3	1	0	11	13.6	
Penn St.	02/17/2024	*	26:25	5-7	.714	1-2	.500	1-2	.500	2	7	9	8.1	2	1	2	0	0	12	13.5	
at Indiana	02/21/2024	*	22:33	1-5	.200	0-2	.000	0-0	.000	1	3	4	7.9	2	3	2	0	0	2	13.0	
Minnesota	02/25/2024	*	29:10	3-12	.250	0-3	.000	4-5	.800	2	4	6	7.8	1	2	0	1	0	10	12.9	
Totals			26	796:03	127-289	.439	34-99	.343	48-58	.828	52	152	204	7.8	50	79	46	13	10	336	12.9

Player Averages

Games Played	Minutes/game	Points/game	FG Pct	3FG Pct	FT Pct	Rebounds/game	Assists/game	Turnovers/game	Assist/Turnover ratio	Steals/game	Blocks/game
26	30.6	12.9	43.9	34.3	82.8	7.8	3.0	1.8	1.7	0.4	0.5



2023-24 HONORS

- NU Scholar-Athlete Honor Roll (Fall, 2023)

MISC. STATS

Category	2023-24	Career*
10+ Points	8	59
20+ Points	0	9
30+ Points	0	0
40+ Points	0	0
Double-Doubles	0	11
10+ Rebounds	0	13
10+ Assists	0	0
Led NU in Scoring	2	2
Led NU in Reb.	7	7
Led NU in Assists	1	1

*Includes UMKC/New Mexico

SEASON/CAREER HIGHS

Points	
Season:	16, Michigan (2/10/24)
College Career:	29, Greenville (11/27/20)
Rebounds	
Season:	8, Four times (last, 2/25/24)
College Career:	18, Boise State (1/20/23)
Field Goals	
Season:	7, Michigan (2/10/24)
College Career:	12, Greenville (11/27/20)
3-Point Field Goals	
Season:	1, Six times (last, 2/21/24)
College Career:	3, South Dakota (1/8/21)
Free Throws	
Season:	7, Northwestern (1/20/24)
College Career:	8, Kansas Christian (11/17/21)
Free Throw Attempts	
Season:	8, Northwestern (1/20/24)
College Career:	9, Two times (last, 3/13/21)
Assists	
Season:	5, Duquesne (11/22/23)
College Career:	5, Three times (last, 11/23/23)
Steals	
Season:	3, at Illinois (2/4/24)
College Career:	3, Two times (last, 2/4/24)
Blocks	
Season:	3, at Rutgers (1/17/24)
College Career:	3, Two times last, 1/17/24)
Minutes Played	
Season:	33, at Illinois (2/4/24)
College Career:	47, at Nevada (1/23/23)

JOSIAH ALLICK

SENIOR • FORWARD • 6-8 • 231 • LINCOLN, NEB. • NEW MEXICO

NOTING ALLICK

- Graduate transfer from New Mexico who is a high-energy player and is active on the glass and helps impact winning
- Had nine points and matched a season high with eight boards in 22 minutes against Minnesota
- Totaled seven points, six rebounds and four assists in 28 minutes in the win at Indiana
- Tied or set season bests in points (16), rebounds (eight) and field goals (seven) in NU's win over Michigan
- Started in place of Juwan Gary against Northwestern and finished with a season- high 15 points, five boards and two assists
- Scored 14 points on 5-of-6 shooting and added five rebounds at Iowa
- Grabbed a season-high eight boards and dished out two assists in the win over Indiana
- Finished with 10 points on 4-of-4 shooting, seven rebounds and four assists in 19 minutes against South Carolina State
- Reached double figures for the fourth time this season with 10 points and six boards in the win over North Dakota
- Missed the Michigan State game because of an injury but returned to action in the win at Kansas State
- Played his best game of the season in the win over Duquesne with 12 points, seven rebounds and a season-high five assists
- Nearly recorded a double-double in his Husker debut with 11 points and eight rebounds in 23 minutes vs. Lindenwood
- Started all 34 games at New Mexico in 2022-23, averaging 8.4 points on 56 percent shooting and 7.3 rebounds per game.
- Ranked second in the Mountain West in rebounding and 12th in blocked shots in his lone season at New Mexico.
- Played three years at Missouri-Kansas City, averaging 12.9 points per game on 55 percent shooting and 6.1 rebounds per game, as the Roos won 19 games in 2021-22, the highest total in 30 years.
- Earned honorable-mention All-Summit League honors in 2020-21, averaging 15.0 ppg and 6.0 rpg.
- Lincoln native who played at Lincoln North Star High School and is the first product of the school to receive a basketball scholarship at Nebraska
- Wears #53 in honor of his stepfather (Bill Ziegelbein) who played football at Nebraska from 1987-91
- Working on his master's degree in business analytics after graduating from New Mexico in May

CAREER STATS

		Field Goals				3-Point		F-Throws		Rebounds				Scoring						
SEASON	TEAM	GP-GS	MIN/AVG	FG-FGA	FG%	3FG-3FGA	3FG%	FT-FTA	FT%	OFF	DEF	TOT	AVG	PF-FO	A	TO	BLK	STL	PTS	AVG
2019-20	KC	30-12	490/16.3	59-118	.500	8-31	.258	44-67	.657	37	81	118	3.9	91-3	10	31	18	16	170	5.7
2020-21	KC	22-22	592/26.9	133-232	.573	16-45	.356	48-74	.649	41	91	132	6.0	66-5	27	44	7	20	330	15.0
2021-22	KC	17-16	461/27.1	82-149	.550	13-36	.361	42-56	.750	23	81	104	6.1	53-2	19	39	8	9	219	12.9
2022-23	UNM	34-34	1086/31.9	113-203	.557	6-38	.158	54-81	.667	89	159	248	7.3	95-1	48	53	28	17	286	8.4
2023-24	Nebr	27-21	633/23.4	61-118	.517	7-21	.333	56-85	.659	48	85	133	4.9	50-1	34	31	11	17	185	6.9
TOTAL FOR Nebr		27-21	633/23.4	61-118	.517	7-21	.333	56-85	.659	48	85	133	4.9	50-1	34	31	11	17	185	6.9
TOTAL		130-105	3263/25.1	448-820	.546	50-171	.292	244-363	.672	238	497	735	5.7	355-12	138	198	72	79	1190	9.2

2023-24 GAME BY GAME

Opponent	Date	GS	MIN	Total		3-Pointers		Free throws		Rebounds				PF	A	TO	BLK	STL	PTS	AVG	
				FG-FGA	PCT	3FG-3FGA	PCT	FT-FTA	PCT	OFF	DEF	TOT	AVG								
Lindenwood	11/06/2023	*	23:30	4-5	.800	1-1	1.000	2-2	1.000	2	6	8	8.0	1	2	0	1	2	11.0		
Florida A&M	11/09/2023	*	28:38	1-3	.333	0-0	.000	3-4	.750	3	2	5	6.5	1	0	2	1	0	5	8.0	
Rider	11/13/2023	*	30:18	3-3	1.000	0-0	.000	4-6	.667	4	2	6	6.3	1	0	3	0	0	10	8.7	
Stony Brook	11/15/2023	*	24:16	0-5	.000	0-2	.000	0-0	.000	4	3	7	6.5	1	1	0	0	0	0	6.5	
vs Oregon St.	11/18/2023	*	24:59	2-6	.333	0-0	.000	4-6	.667	2	2	4	6.0	3	0	1	0	2	8	6.8	
Duquesne	11/22/2023	*	22:57	3-5	.600	1-1	1.000	5-7	.714	2	5	7	6.2	0	5	0	0	0	12	7.7	
Cal St. Fullerton	11/26/2023	*	23:17	1-3	.333	0-1	.000	4-4	1.000	1	3	4	5.9	0	1	1	1	0	6	7.4	
Creighton	12/03/2023	*	25:00	2-10	.200	0-4	.000	2-2	1.000	4	2	6	5.9	1	0	4	0	1	6	7.3	
at Minnesota	12/06/2023	*	21:30	1-2	.500	0-0	.000	1-2	.500	0	3	3	5.6	0	1	2	0	0	3	6.8	
at Kansas St.	12/17/2023		10:50	1-2	.500	0-0	.000	1-2	.500	0	0	0	5.0	3	0	0	0	0	3	6.4	
North Dakota	12/20/2023	*	32:32	5-7	.714	0-1	.000	0-2	.000	2	4	6	5.1	1	2	2	0	1	10	6.7	
South Carolina St.	12/29/2023	*	18:35	4-4	1.000	0-0	.000	2-2	1.000	1	6	7	5.3	1	4	1	1	2	10	7.0	
Indiana	01/03/2024		28:43	0-0	.000	0-0	.000	2-5	.400	1	7	8	5.5	3	2	1	0	2	2	6.6	
at Wisconsin	01/06/2024		22:30	1-3	.333	1-1	1.000	1-2	.500	2	3	5	5.4	1	2	2	0	0	4	6.4	
Purdue	01/09/2024		10:56	2-2	1.000	1-1	1.000	0-0	.000	0	0	0	5.1	4	1	1	0	0	5	6.3	
at Iowa	01/12/2024		20:44	5-6	.833	0-0	.000	4-6	.667	3	2	5	5.1	1	1	0	0	1	14	6.8	
at Rutgers	01/17/2024		20:04	1-3	.333	0-1	.000	3-4	.750	1	4	5	5.1	5	0	1	3	0	5	6.7	
Northwestern	01/20/2024	*	24:31	4-5	.800	0-0	.000	7-8	.875	2	3	5	5.1	2	2	1	0	0	15	7.2	
Ohio St.	01/23/2024	*	23:52	2-6	.333	1-2	.500	2-4	.500	1	2	3	4.9	1	0	1	0	0	7	7.2	
at Maryland	01/27/2024	*	25:14	0-2	.000	0-0	.000	3-6	.500	1	3	4	4.9	3	2	1	1	0	3	7.0	
Wisconsin	02/01/2024	*	27:47	0-1	.000	0-0	.000	3-4	.750	2	2	4	4.9	1	0	2	0	1	3	6.8	
at Illinois	02/04/2024	*	32:34	2-5	.400	1-1	1.000	0-0	.000	1	3	4	4.8	4	1	0	0	3	5	6.7	
at Northwestern	02/07/2024	*	15:19	0-2	.000	0-1	.000	0-0	.000	0	0	0	4.6	2	0	2	1	0	0	6.4	
Michigan	02/10/2024	*	22:09	7-10	.700	0-0	.000	2-4	.500	4	4	8	4.8	2	1	1	1	1	16	6.8	
Penn St.	02/17/2024	*	22:26	3-5	.600	0-0	.000	0-0	.000	0	5	5	4.8	3	1	1	0	1	6	6.8	
at Indiana	02/21/2024	*	28:04	3-7	.429	1-3	.333	0-1	.000	2	4	6	4.8	4	4	0	0	0	7	6.8	
Minnesota	02/25/2024	*	21:34	4-6	.667	0-1	.000	1-2	.500	3	5	8	4.9	1	1	1	1	0	9	6.9	
Totals			21	632:49	61-118	.517	7-21	.333	56-85	.659	48	85	133	4.9	50	34	31	11	17	185	6.9

Player Averages

Games Played	Minutes/ game	Points/ game	FG Pct	3FG Pct	FT Pct	Rebounds/ game	Assists/ game	Turnovers/ game	Assist/Turnover ratio	Steals/ game	Blocks/ game
27	23.4	6.9	51.7	33.3	65.9	4.9	1.3	1.1	1.1	0.6	0.4

LLOYD'S SEASON/CAREER HIGHS

Points	
Season:	None
College Career:	Same
Rebounds	
Season:	None
College Career:	Same
Field Goals	
Season:	None
College Career:	Same
3-Point Field Goals	
Season:	None
College Career:	Same
Free Throws	
Season:	None
College Career:	Same
Free Throw Attempts	
Season:	None
College Career:	Same
Assists	
Season:	None
College Career:	Same
Steals	
Season:	None
College Career:	Same
Blocks	
Season:	None
College Career:	Same
Minutes Played	
Season:	None
College Career:	Same

ULIS' SEASON/CAREER HIGHS

Points	
Season:	None
College Career:	17, at Michigan State (1/26/23)
Rebounds	
Season:	None
College Career:	7, Iowa State (12/8/22)
Field Goals	
Season:	None
College Career:	8, at Michigan State (1/26/23)
3-Point Field Goals	
Season:	None
College Career:	2, Four times (last, 1/29/23)
Free Throws	
Season:	None
College Career:	7, Two times (last, 1/31/22)
Free Throw Attempts	
Season:	None
College Career:	8, Two times (last, 1/31/22)
Assists	
Season:	None
College Career:	8, Western Michigan (11/22/21)
Steals	
Season:	None
College Career:	3, Illinois (12/6/21)
Blocks	
Season:	None
College Career:	1, Five times (last, 2/12/23)
Minutes Played	
Season:	None
College Career:	36, Iowa State (12/8/22)

RICE'S SEASON/CAREER HIGHS

Points	
Season:	16, Florida A&M (11/9/23)
College Career:	Same
Rebounds	
Season:	5, Lindenwood (11/6/23)
College Career:	Same
Field Goals	
Season:	4, Florida A&M (11/9/23)
College Career:	Same
3-Point Field Goals	
Season:	3, Florida A&M (11/9/23)
College Career:	Same
Free Throws	
Season:	5, Florida A&M (11/9/23)
College Career:	Same
Free Throw Attempts	
Season:	8, Florida A&M (11/9/23)
College Career:	Same
Assists	
Season:	1, Six times (last, 1/20/24)
College Career:	Same
Steals	
Season:	2, South Carolina State (12/29/23)
College Career:	Same
Blocks	
Season:	1, Two times (last, 1/15/23)
College Career:	Same
Minutes Played	
Season:	24, South Carolina State (12/29/23)
College Career:	Same

KEITA'S SEASON/CAREER HIGHS

Points	
Season:	None
College Career:	14, vs. Arkansas-Pine Bluff (11/20/22)
Rebounds	
Season:	None
College Career:	12, vs. Omaha (11/10/22)
Field Goals	
Season:	None
College Career:	6, vs. Arkansas-Pine Bluff (11/20/22)
3-Point Field Goals	
Season:	None
College Career:	Same
Free Throws	
Season:	None
College Career:	2, vs. Arkansas-Pine Bluff (11/20/22)
Free Throw Attempts	
Season:	None
College Career:	5, vs. Arkansas-Pine Bluff (11/20/22)
Assists	
Season:	None
College Career:	2, Three times (last, 11/30/22)
Steals	
Season:	None
College Career:	2, Wisconsin (2/11/23)
Blocks	
Season:	None
College Career:	2, vs. Oklahoma (11/24/22)
Minutes Played	
Season:	None
College Career:	27, vs. Omaha (11/10/22)

DIOP'S SEASON/CAREER HIGHS

Points	
Season:	3, Lindenwood (11/6/23)
College Career:	Same
Rebounds	
Season:	4, South Carolina State (12/29/23)
College Career:	Same
Field Goals	
Season:	1, Three times (last, 1/12/24)
College Career:	Same
3-Point Field Goals	
Season:	None
College Career:	Same
Free Throws	
Season:	2, Stony Brook (11/15/23)
College Career:	Same
Free Throw Attempts	
Season:	3, South Carolina State (12/29/23)
College Career:	Same
Assists	
Season:	1, Four times (last 1/17/24)
College Career:	Same
Steals	
Season:	2, South Carolina State (12/29/23)
College Career:	Same
Blocks	
Season:	1, Two times (last, 11/9/23)
College Career:	Same
Minutes Played	
Season:	20, South Carolina State (12/29/23)
College Career:	Same

GRACE'S SEASON/CAREER HIGHS

Points	
Season:	2, Three times (last, 12/29/23)
College Career:	2, Four times (last, 12/29/23)
Rebounds	
Season:	1, Two times (last, 12/29/23)
College Career:	1, Four times (last, 12/29/23)
Field Goals	
Season:	2, Two times (last, 11/9/23)
College Career:	2, Three times (last, 11/9/23)
3-Point Field Goals	
Season:	None
College Career:	Same
Free Throws	
Season:	2, South Carolina State (12/29/23)
College Career:	2, Two times (last, 12/29/23)
Free Throw Attempts	
Season:	2, South Carolina State (12/29/23)
College Career:	2, Three times (last, 12/29/23)
Assists	
Season:	1, Lindenwood (11/6/23)
College Career:	Same
Steals	
Season:	None
College Career:	1 at Maryland (1/28/23)
Blocks	
Season:	None
College Career:	Same
Minutes Played	
Season:	4, Two times (last, 12/29/23)
College Career:	Same

JACOBSEN'S SEASON/CAREER HIGHS

Points	
Season:	4, South Carolina State (12/29/23)
College Career:	Same
Rebounds	
Season:	2, South Carolina State (12/29/23)
College Career:	Same
Field Goals	
Season:	1, Three times (last, 12/29/23)
College Career:	Same
3-Point Field Goals	
Season:	None
College Career:	Same
Free Throws	
Season:	2, South Carolina State (12/29/23)
College Career:	Same
Free Throw Attempts	
Season:	2, Two times (12/29/23)
College Career:	Same
Assists	
Season:	1, Four times (last, 1/6/24)
College Career:	Same
Steals	
Season:	1, Lindenwood (11/6/23)
College Career:	Same
Blocks	
Season:	None
College Career:	Same
Minutes Played	
Season:	13, South Carolina State (12/29/23)
College Career:	Same

BURT'S SEASON/CAREER HIGHS

Points	
Season:	2, Florida A&M (11/9/23)
College Career:	Same
Rebounds	
Season:	1, Two times (last, 11/15/23)
College Career:	Same
Field Goals	
Season:	1, Florida A&M (11/9/23)
College Career:	Same
3-Point Field Goals	
Season:	None
College Career:	Same
Free Throws	
Season:	None
College Career:	Same
Free Throw Attempts	
Season:	2, Florida A&M (11/9/23)
College Career:	Same
Assists	
Season:	None
College Career:	Same
Steals	
Season:	None
College Career:	Same
Blocks	
Season:	None
College Career:	Same
Minutes Played	
Season:	3, Lindenwood (11/6/23)
College Career:	Same



RAMEL LLOYD JR.

REDSHIRT FRESHMAN • GUARD • 6-6 • 210 • LONG BEACH, CALIF. • SIERRA CANYON

CAREER STATS

2023-24 GAME BY GAME

MISC. STATS

Category	2023-24	Career
10+ Points	0	0
20+ Points	0	0
30+ Points	0	0
40+ Points	0	0
Double-Doubles	0	0
10+ Rebounds	0	0
10+ Assists	0	0
Led NU in Scoring	0	0
Led NU in Reb.	0	0
Led NU in Assists	0	0



AHRON ULIS

JUNIOR • GUARD • 6-3 • 190 • CHICAGO, ILL. • IOWA

CAREER STATS

				Field Goals		3-Point		F-Throws		Rebounds				Scoring							
SEASON	TEAM	GP-GS	MIN/AVG	FG-FGA	FG%	3FG-3FGA	3FG%	FT-FTA	FT%	OFF	DEF	TOT	AVG	PF-FO	A	TO	BLK	STL	PTS	AVG	
2020-21	Iowa	17-0	120/7.0	5-15	.333	0-3	.000	18-20	.900	6	9	15	0.9	8-0	20	6	1	1	28	1.6	
2021-22	Iowa	35-0	486/13.9	34-100	.340	4-12	.333	38-48	.792	19	50	69	2.0	41-0	73	32	0	19	110	3.1	
2022-23	Iowa	32-27	722/22.6	72-182	.396	22-69	.319	29-41	.707	6	44	50	1.6	42-0	67	35	4	17	195	6.1	
TOTAL FOR Nebr		0-0	0/0.0	0-0	.000	0-0	.000	0-0	.000	0	0	0	0.0	0-0	0	0	0	0	0	0.0	
TOTAL		84-27	1328/15.8	111-297	.374	26-84	.310	85-109	.780	31	103	134	1.6	91-0	160	73	5	37	333	4.0	

2023-24 GAME BY GAME

MISC. STATS

Category	2023-24	Career
10+ Points	0	7
20+ Points	0	0
30+ Points	0	0
40+ Points	0	0
Double-Doubles	0	0
10+ Rebounds	0	0
10+ Assists	0	0
Led NU in Scoring	0	4
Led NU in Reb.	0	0
Led NU in Assists	0	1

*-Includes Iowa

ELI RICE

FRESHMAN • GUARD • 6-8 • 213 • GALLATIN, TENN. • IMG ACADEMY

CAREER STATS

				Field Goals		3-Point		F-Throws		Rebounds									Scoring	
SEASON	TEAM	GP-GS	MIN/AVG	FG-FGA	FG%	3FG-3FGA	3FG%	FT-FTA	FT%	OFF	DEF	TOT	AVG	PF-FO	A	TO	BLK	STL	PTS	AVG
2023-24	Nebr	17-0	171/10.0	19-46	.413	10-27	.370	23-32	.719	4	23	27	1.6	14-0	6	4	4	3	71	4.2
TOTAL		17-0	171/10.0	19-46	.413	10-27	.370	23-32	.719	4	23	27	1.6	14-0	6	4	4	3	71	4.2

2023-24 GAME BY GAME

Opponent	Date	GS	MIN	Total		3-Pointers		Free throws		Rebounds				PF		A TO BLK STL		PTS	AVG	
				FG-FGA	PCT	3FG-3FGA	PCT	FT-FTA	PCT	OFF	DEF	TOT	AVG	A	TO	BLK	STL			
Lindenwood	11/06/2023		19:08	0-3	.000	0-2	.000	2-4	.500	2	3	5	5.0	2	1	2	1	0	2	2.0
Florida A&M	11/09/2023		22:18	4-9	.444	3-6	.500	5-8	.625	0	4	4	4.5	1	0	0	0	0	16	9.0
Rider	11/13/2023		03:17	1-1	1.000	1-1	1.000	0-0	.000	0	0	0	3.0	0	1	0	0	0	3	7.0
Stony Brook	11/15/2023		04:08	0-1	.000	0-1	.000	0-0	.000	0	0	0	2.3	0	0	0	1	0	0	5.3
vs Oregon St.	11/18/2023		02:25	0-1	.000	0-1	.000	0-0	.000	0	0	0	1.8	1	0	0	0	0	0	4.2
Creighton	12/03/2023		05:14	2-2	1.000	0-0	.000	2-2	1.000	0	0	0	1.5	0	0	0	0	0	6	4.5
Michigan St.	12/10/2023		06:39	1-1	1.000	1-1	1.000	0-0	.000	0	0	0	1.3	0	0	0	0	0	3	4.3
at Kansas St.	12/17/2023		05:28	1-3	.333	1-2	.500	0-0	.000	0	0	0	1.1	1	0	0	0	0	3	4.1
North Dakota	12/20/2023		03:54	0-1	.000	0-1	.000	0-0	.000	0	1	1	1.1	0	0	0	0	0	0	3.7
South Carolina St.	12/29/2023		24:18	2-8	.250	2-6	.333	4-6	.667	0	2	2	1.2	4	1	0	0	2	10	4.3
Indiana	01/03/2024		03:26	0-0	.000	0-0	.000	0-0	.000	0	1	1	1.2	0	0	0	0	0	0	3.9
at Wisconsin	01/06/2024		08:25	1-1	1.000	1-1	1.000	0-0	.000	0	1	1	1.2	1	1	0	0	1	3	3.8
at Iowa	01/12/2024		18:46	4-7	.571	1-3	.333	2-2	1.000	1	3	4	1.4	0	1	0	0	0	11	4.4
at Rutgers	01/17/2024		02:13	0-0	.000	0-0	.000	1-2	.500	0	1	1	1.4	0	0	1	0	0	1	4.1
Northwestern	01/20/2024		08:26	0-0	.000	0-0	.000	4-4	1.000	0	1	1	1.3	2	1	0	2	0	4	4.1
Ohio St.	01/23/2024		14:33	1-3	.333	0-1	.000	2-2	1.000	1	2	3	1.4	1	0	0	0	0	4	4.1
at Maryland	01/27/2024		17:55	2-5	.400	0-1	.000	1-2	.500	0	4	4	1.6	1	0	1	0	0	5	4.2
Totals		0	170:33	19-46	.413	10-27	.370	23-32	.719	4	23	27	1.6	14	6	4	4	3	71	4.2

Player Averages

Games Played	Minutes/game	Points/game	FG Pct	3FG Pct	FT Pct	Rebounds/game	Assists/game	Turnovers/game	Assist/Turnover ratio	Steals/game	Blocks/game
17	10.0	4.2	41.3	37.0	71.9	1.6	0.4	0.2	1.5	0.2	0.2



2023-24 HONORS

- NU Scholar-Athlete Honor Roll (Fall, 2023)

MISC. STATS

Category	2023-24	Career
10+ Points	3	3
20+ Points	0	0
30+ Points	0	0
40+ Points	0	0
Double-Doubles	0	0
10+ Rebounds	0	0
10+ Assists	0	0
Led NU in Scoring	0	0
Led NU in Reb.	0	0
Led NU in Assists	0	0



BLAISE KEITA

JUNIOR • FORWARD • 6-11 • 257 • BAMAKO, REPUBLIC OF MALI • COFFEYVILLE CC

CAREER STATS

				Field Goals		3-Point		F-Throws		Rebounds									Scoring	
SEASON	TEAM	GP-GS	MIN/AVG	FG-FGA	FG%	3FG-3FGA	3FG%	FT-FTA	FT%	OFF	DEF	TOT	AVG	PF-FO	A	TO	BLK	STL	PTS	AVG
2022-23	Nebr	21-5	212/10.1	18-35	.514	0-0	.000	6-17	.353	22	52	74	3.5	22-0	11	10	5	5	42	2.0
TOTAL		21-5	212/10.1	18-35	.514	0-0	.000	6-17	.353	22	52	74	3.5	22-0	11	10	5	5	42	2.0

2023-24 GAME BY GAME

MISC. STATS

Category	2023-24	Career
10+ Points	0	1
20+ Points	0	0
30+ Points	0	0
40+ Points	0	0
Double-Doubles	0	1
10+ Rebounds	0	3
10+ Assists	0	0
Led NU in Scoring	0	0
Led NU in Reb.	0	5
Led NU in Assists	0	0



MISC. STATS

Category	2023-24	Career
10+ Points	0	0
20+ Points	0	0
30+ Points	0	0
40+ Points	0	0
Double-Doubles	0	0
10+ Rebounds	0	0
10+ Assists	0	0
Led NU in Scoring	0	0
Led NU in Reb.	0	0
Led NU in Assists	0	0

MATAR DIOP

FRESHMAN • FORWARD • 6-10 • 213 • DAKAR, SENEGAL • KEYSTONE ATHLETIC ACADEMY

CAREER STATS


				Field Goals		3-Point		F-Throws		Rebounds										Scoring	
SEASON	TEAM	GP-GS	MIN/AVG	FG-FGA	FG%	3FG-3FGA	3FG%	FT-FTA	FT%	OFF	DEF	TOT	AVG	PF-FO	A	TO	BLK	STL	PTS	AVG	
2023-24	Nebr	14-0	58/4.2	4-8	.500	1-2	.500	3-9	.333	2	9	11	0.8	10-0	4	6	2	2	12	0.9	
TOTAL		14-0	58/4.2	4-8	.500	1-2	.500	3-9	.333	2	9	11	0.8	10-0	4	6	2	2	12	0.9	

2023-24 GAME BY GAME

Opponent	Date	GS	MIN	Total		3-Pointers		Free throws		Rebounds				PF	A	TO	BLK	STL	PTS	AVG
				FG-FGA	PCT	3FG-3FGA	PCT	FT-FTA	PCT	OFF	DEF	TOT	AVG							
Lindenwood	11/06/2023		05:34	1-2	.500	0-1	.000	1-2	.500	0	1	1	1.0	1	0	0	1	0	3	3.0
Florida A&M	11/09/2023		05:17	0-0	.000	0-0	.000	0-0	.000	0	1	1	1.0	4	0	3	1	0	0	1.5
Stony Brook	11/15/2023		01:47	0-0	.000	0-0	.000	2-2	1.000	0	1	1	1.0	0	0	1	0	0	2	1.7
vs Oregon St.	11/18/2023		02:25	1-1	1.000	0-0	.000	0-2	.000	0	2	2	1.3	0	1	0	0	0	2	1.8
Creighton	12/03/2023		03:58	0-1	.000	0-0	.000	0-0	.000	1	0	1	1.2	0	0	0	0	0	0	1.4
Michigan St.	12/10/2023		05:35	0-0	.000	0-0	.000	0-0	.000	0	0	0	1.0	0	1	0	0	0	0	1.2
North Dakota	12/20/2023		05:02	0-0	.000	0-0	.000	0-0	.000	0	0	0	0.9	1	1	0	0	0	0	1.0
South Carolina St.	12/29/2023		20:20	0-1	.000	0-0	.000	0-3	.000	1	3	4	1.3	3	0	1	0	2	0	0.9
at Wisconsin	01/06/2024		01:15	0-0	.000	0-0	.000	0-0	.000	0	0	0	1.1	0	0	0	0	0	0	0.8
at Iowa	01/12/2024		02:08	1-1	1.000	0-0	.000	0-0	.000	0	0	0	1.0	0	0	0	0	0	2	0.9
at Rutgers	01/17/2024		00:27	0-0	.000	0-0	.000	0-0	.000	0	0	0	0.9	0	1	0	0	0	0	0.8
at Maryland	01/27/2024		02:01	0-1	.000	0-0	.000	0-0	.000	0	1	1	0.9	1	0	0	0	0	0	0.8
at Northwestern	02/07/2024		00:38	0-0	.000	0-0	.000	0-0	.000	0	0	0	0.8	0	0	0	0	0	0	0.7
Michigan	02/10/2024		01:39	1-1	1.000	1-1	1.000	0-0	.000	0	0	0	0.8	0	0	1	0	0	3	0.9
Totals			0 58:06	4-8	.500	1-2	.500	3-9	.333	2	9	11	0.8	10	4	6	2	2	12	0.9

Player Averages

Games Played	Minutes/ game	Points/ game	FG Pct	3FG Pct	FT Pct	Rebounds/ game	Assists/ game	Turnovers/ game	Assist/Turnover ratio	Steals/ game	Blocks/ game
14	4.2	0.9	50.0	50.0	33.3	0.8	0.3	0.4	0.7	0.1	0.1



2023-24 HONORS

- NU Scholar-Athlete Honor Roll (Fall, 2023)

MISC. STATS

Category	2023-24	Career
10+ Points	0	0
20+ Points	0	0
30+ Points	0	0
40+ Points	0	0
Double-Doubles	0	0
10+ Rebounds	0	0
10+ Assists	0	0
Led NU in Scoring	0	0
Led NU in Reb.	0	0
Led NU in Assists	0	0

JEFFREY GRACE III

SOPHOMORE • GUARD • 6-3 • 197 • ELMHURST, ILL. • ARIZONA STATE

CAREER STATS

			Field Goals		3-Point		F-Throws		Rebounds											Scoring	
SEASON	TEAM	GP-GS	MIN/AVG	FG-FGA	FG%	3FG-3FGA	3FG%	FT-FTA	FT%	OFF	DEF	TOT	AVG	PF-FO	A	TO	BLK	STL	PTS	AVG	
2022-23	Nebr	11-0	12/1.1	1-2	.500	0-1	.000	2-4	.500	2	1	3	0.3	0-0	1	2	0	1	4	0.4	
2023-24	Nebr	11-0	17/1.6	2-3	.667	0-0	.000	2-3	.667	2	0	2	0.2	1-0	2	1	0	0	6	0.5	
TOTAL		22-0	29/1.3	3-5	.600	0-1	.000	4-7	.571	4	1	5	0.2	1-0	3	3	0	1	10	0.5	

2023-24 GAME BY GAME

Opponent	Date	GS	MIN	Total		3-Pointers		Free throws		Rebounds				PF	A	TO	BLK	STL	PTS	AVG
				FG-FGA	PCT	3FG-3FGA	PCT	FT-FTA	PCT	OFF	DEF	TOT	AVG							
Lindenwood	11/06/2023		04:00	1-2	.500	0-0	.000	0-1	.000	0	0	0	0.0	0	1	0	0	0	2	2.0
Florida A&M	11/09/2023		02:20	1-1	1.000	0-0	.000	0-0	.000	1	0	1	0.5	0	0	0	0	0	2	2.0
Stony Brook	11/15/2023		01:47	0-0	.000	0-0	.000	0-0	.000	0	0	0	0.3	0	0	0	0	0	0	1.3
vs Oregon St.	11/18/2023		01:09	0-0	.000	0-0	.000	0-0	.000	0	0	0	0.3	0	0	0	0	0	0	1.0
Creighton	12/03/2023		00:56	0-0	.000	0-0	.000	0-0	.000	0	0	0	0.2	0	0	0	0	0	0	0.8
South Carolina St.	12/29/2023		03:52	0-0	.000	0-0	.000	2-2	1.000	1	0	1	0.3	0	0	0	0	0	2	1.0
at Maryland	01/27/2024		01:23	0-0	.000	0-0	.000	0-0	.000	0	0	0	0.3	0	0	0	0	0	0	0.9
at Illinois	02/04/2024		00:04	0-0	.000	0-0	.000	0-0	.000	0	0	0	0.3	0	0	0	0	0	0	0.8
at Northwestern	02/07/2024		00:05	0-0	.000	0-0	.000	0-0	.000	0	0	0	0.2	1	0	0	0	0	0	0.7
Michigan	02/10/2024		01:20	0-0	.000	0-0	.000	0-0	.000	0	0	0	0.2	0	1	0	0	0	0	0.6
Penn St.	02/17/2024		00:29	0-0	.000	0-0	.000	0-0	.000	0	0	0	0.2	0	0	1	0	0	0	0.5
Totals			0 17:24	2-3	.667	0-0	.000	2-3	.667	2	0	2	0.2	1	2	1	0	0	6	0.5

Player Averages

Games Played	Minutes/ game	Points/ game	FG Pct	3FG Pct	FT Pct	Rebounds/ game	Assists/ game	Turnovers/ game	Assist/Turnover ratio	Steals/ game	Blocks/ game
11	1.6	0.5	66.7	0.0	66.7	0.2	0.2	0.1	2.0	0.0	0.0



MISC. STATS

Category	2023-24	Career
10+ Points	0	0
20+ Points	0	0
30+ Points	0	0
40+ Points	0	0
Double-Doubles	0	0
10+ Rebounds	0	0
10+ Assists	0	0
Led NU in Scoring	0	0
Led NU in Reb.	0	0
Led NU in Assists	0	0

CALE JACOBSEN

REDSHIRT FRESHMAN • GUARD • 6-4 • 200 • ASHLAND, NEB. • ASHLAND-GREENWOOD

CAREER STATS

					Field Goals		3-Point		F-Throws		Rebounds									Scoring	
SEASON	TEAM	GP-GS	MIN	AVG	FG-FGA	FG%	3FG-3FGA	3FG%	FT-FTA	FT%	OFF	DEF	TOT	AVG	PF-FO	A	TO	BLK	STL	PTS	AVG
2023-24	Nebr	16-0	47	2.9	4-7	.571	0-2	.000	3-6	.500	0	3	3	0.2	5-0	5	2	0	1	11	0.7
TOTAL		16-0	47	2.9	4-7	.571	0-2	.000	3-6	.500	0	3	3	0.2	5-0	5	2	0	1	11	0.7

2023-24 GAME BY GAME

Opponent	Date	GS	MIN	Total		3-Pointers		Free throws		Rebounds				PF	A	TO	BLK	STL	PTS	AVG
				FG-FGA	PCT	3FG-3FGA	PCT	FT-FTA	PCT	OFF	DEF	TOT	AVG							
Lindenwood	11/06/2023		11:07	0-0	.000	0-0	.000	0-0	.000	0	1	1	1.0	1	1	0	0	1	0	0.0
Florida A&M	11/09/2023		05:05	1-1	1.000	0-0	.000	1-2	.500	0	0	0	0.5	0	1	1	0	0	3	1.5
Stony Brook	11/15/2023		01:47	0-0	.000	0-0	.000	0-0	.000	0	0	0	0.3	0	0	0	0	0	0	1.0
vs Oregon St.	11/18/2023		02:25	1-1	1.000	0-0	.000	0-2	.000	0	0	0	0.3	2	0	0	0	0	2	1.3
Creighton	12/03/2023		03:27	0-1	.000	0-0	.000	0-0	.000	0	0	0	0.2	0	0	0	0	0	0	1.0
at Minnesota	12/06/2023		00:03	0-0	.000	0-0	.000	0-0	.000	0	0	0	0.2	1	0	0	0	0	0	0.8
North Dakota	12/20/2023		00:29	0-0	.000	0-0	.000	0-0	.000	0	0	0	0.1	0	0	0	0	0	0	0.7
South Carolina St.	12/29/2023		13:13	1-3	.333	0-2	.000	2-2	1.000	0	2	2	0.4	0	1	1	0	0	4	1.1
at Wisconsin	01/06/2024		01:15	0-0	.000	0-0	.000	0-0	.000	0	0	0	0.3	0	1	0	0	0	0	1.0
at Iowa	01/12/2024		02:08	0-0	.000	0-0	.000	0-0	.000	0	0	0	0.3	0	0	0	0	0	0	0.9
at Rutgers	01/17/2024		00:02	0-0	.000	0-0	.000	0-0	.000	0	0	0	0.3	0	0	0	0	0	0	0.8
at Maryland	01/27/2024		02:01	0-0	.000	0-0	.000	0-0	.000	0	0	0	0.3	0	0	0	0	0	0	0.8
at Illinois	02/04/2024		00:09	0-0	.000	0-0	.000	0-0	.000	0	0	0	0.2	1	0	0	0	0	0	0.7
at Northwestern	02/07/2024		00:09	0-0	.000	0-0	.000	0-0	.000	0	0	0	0.2	0	0	0	0	0	0	0.6
Michigan	02/10/2024		01:39	0-0	.000	0-0	.000	0-0	.000	0	0	0	0.2	0	0	0	0	0	0	0.6
Penn St.	02/17/2024		01:38	1-1	1.000	0-0	.000	0-0	.000	0	0	0	0.2	0	1	0	0	0	2	0.7
Totals		0	46:37	4-7	.571	0-2	.000	3-6	.500	0	3	3	0.2	5	5	2	0	1	11	0.7

Player Averages

Games Played	Minutes/game	Points/game	FG Pct	3FG Pct	FT Pct	Rebounds/game	Assists/game	Turnovers/game	Assist/Turnover ratio	Steals/game	Blocks/game
16	2.9	0.7	57.1	0.0	50.0	0.2	0.3	0.1	2.5	0.1	0.0



2023-24 HONORS

• NU Scholar-Athlete Honor Roll (Fall, 2023)

MISC. STATS

Category	2023-24	Career
10+ Points	0	0
20+ Points	0	0
30+ Points	0	0
40+ Points	0	0
Double-Doubles	0	0
10+ Rebounds	0	0
10+ Assists	0	0
Led NU in Scoring	0	0
Led NU in Reb.	0	0
Led NU in Assists	0	0

HENRY BURT

REDSHIRT FRESHMAN • FORWARD • 6-7 • 216 • OMAHA, NEB. • ELKHORN SOUTH

CAREER STATS

				Field Goals		3-Point		F-Throws		Rebounds								Scoring			
SEASON	TEAM	GP-GS	MIN	AVG	FG-FGA	FG%	3FG-3FGA	3FG%	FT-FTA	FT%	OFF	DEF	TOT	AVG	PF-FO	A	TO	BLK	STL	PTS	AVG
2023-24	Nebr	6-0	8	1.4	1-1	1.000	0-0	.000	0-2	.000	0	3	3	0.5	1-0	0	0	0	0	2	0.3
TOTAL		6-0	8	1.4	1-1	1.000	0-0	.000	0-2	.000	0	3	3	0.5	1-0	0	0	0	0	2	0.3

2023-24 GAME BY GAME

Opponent	Date	GS	MIN	Total		3-Pointers		Free throws		Rebounds										
				FG-FGA	PCT	3FG-3FGA	PCT	FT-FTA	PCT	OFF	DEF	TOT	AVG	PF	A	TO	BLK	STL	PTS	AVG
Lindenwood	11/06/2023		02:37	0-0	.000	0-0	.000	0-0	.000	0	0	0	0.0	0	0	0	0	0	0	0.0
Florida A&M	11/09/2023		01:40	1-1	1.000	0-0	.000	0-2	.000	0	1	1	0.5	0	0	0	0	0	2	1.0
Stony Brook	11/15/2023		00:53	0-0	.000	0-0	.000	0-0	.000	0	1	1	0.7	0	0	0	0	0	0	0.7
vs Oregon St.	11/18/2023		01:09	0-0	.000	0-0	.000	0-0	.000	0	0	0	0.5	0	0	0	0	0	0	0.5
Michigan	02/10/2024		01:20	0-0	.000	0-0	.000	0-0	.000	0	1	1	0.6	1	0	0	0	0	0	0.4
Penn St.	02/17/2024		00:29	0-0	.000	0-0	.000	0-0	.000	0	0	0	0.5	0	0	0	0	0	0	0.3
Totals		0	08:08	1-1	1.000	0-0	.000	0-2	.000	0	3	3	0.5	1	0	0	0	0	2	0.3

Player Averages

Games Played	Minutes/game	Points/game	FG Pct	3FG Pct	FT Pct	Rebounds/game	Assists/game	Turnovers/game	Assist/Turnover ratio	Steals/game	Blocks/game
6	1.4	0.3	100.0	0.0	0.0	0.5	0.0	0.0	0.0	0.0	0.0

NEBRASKA 84, LINDENWOOD 52



Official Basketball Box Score - Final
Lindenwood at Nebraska
11/05/23 Pinnacle Bank Arena, Lincoln
Nebraska vs. Lindenwood

Game Time: 7:01 PM
Game Duration: 1:49
Attendance: 13,478

Officials: Tim Connor, Andy O'Brien, Mason Siler

Lindenwood - 52

Record: 0-1

NO.	Name	Min	FG	3P	FT	Rebounds	Fouls	TP	AS	TO	ST	Blocks	BS	BA			
			M-A	M-A	M-A	OR	DR	PF									
0	David Ware	F 19:42	0-3	0-1	0-0	2	5	7	2	1	0	0	0	2	0	1	-14
5	Jaylon McDaniel	F 22:27	3-7	0-0	0-3	1	5	6	4	2	6	0	2	0	1	1	-19
24	Keenen Cole	F 31:26	5-16	0-1	4-4	2	2	4	2	3	14	0	3	0	0	2	-31
15	Nathan Johnson Jr.	G 25:45	2-5	0-1	1-1	1	1	2	1	1	1	5	0	2	1	0	-25
25	Darius Beane	G 20:24	3-8	0-0	0-1	2	2	4	2	6	0	0	1	0	0	0	-10
3	Tommie Williams	G 19:35	1-5	0-0	0-0	1	2	3	2	1	2	2	2	0	0	0	-9
23	Jeremiah Talton	G 20:00	4-11	2-5	0-0	1	2	3	1	0	10	0	0	1	0	2	-14
1	Colin Ruffin	G 20:14	4-8	1-3	0-0	0	5	5	3	1	9	0	0	0	0	0	-30
22	Isaac Ordekane	G 10:07	0-0	0-0	0-0	0	1	1	0	0	0	0	0	0	1	0	-13
11	Amoro Lado	G 10:20	0-5	0-4	0-0	0	0	0	0	2	1	0	0	0	0	0	-5
Team						3	2	5			0	1					
Totals			22-68	3-16	5-9	13	27	40	21	12	52	2	12	4	2	7	-32

Technical Fouls: NONE

Shooting By Period		
1 st FG%	10-33	30.3%
3PT%	1-5	20.0%
FT%	3-3	100%
2 nd FG%	12-35	34.3%
3PT%	2-11	18.2%
FT%	2-6	33.3%
GM FG%	22-68	32.4%
3PT%	3-16	18.8%
FT%	5-9	55.6%
Dead Ball Rebounds: 1, 0		

Nebraska - 84

Record: 1-0

NO.	Name	Min	FG M-A	3P M-A	FT M-A	Rebounds OR DR TOT	Fouls PF	TP PP FT	AS	TO	ST	Blocks BS	BA	+	-
51	Rienk Mast	F 25:18	5-7	1-3	2-3	1 5 6	1	3 13	3	2	0	0	0	0	11
53	Josiah Allick	F 23:30	4-5	1-1	2-2	2 6 8	1	4 11	2	0	2	1	0	0	34
0	C.J. Wilcher	G 22:08	4-8	2-5	3-4	0 1 1	0	2 13	2	0	0	2	0	0	26
3	Brice Williams	G 23:15	4-11	2-6	3-4	0 1 1	1	2 13	2	1	0	1	1	0	30
10	Jamarques Lawrence	G 18:22	2-8	2-6	1-2	4 2 6	3	1 7	1	2	0	0	0	0	16
1	Sam Holberg	G 25:14	5-7	2-4	3-5	0 5 5	1	3 15	2	0	1	1	0	0	30
9	Jarron Coleman	G 19:47	1-3	1-2	2-2	0 6 6	1	2 5	4	2	1	0	0	0	19
11	Eli Rice	G 19:08	0-3	0-2	2-4	2 3 5	2	2 2	1	2	0	1	1	0	3
31	Cale Jacobsen	G 11:07	0-0	0-0	0-0	0 1 1	1	0 1	1	0	1	0	0	0	1
21	Metar Diop	G 05:34	1-2	0-1	1-2	0 1 1	1	1 3	0	0	0	1	0	0	-3
24	Jeff Grace	G 04:00	1-2	0-0	0-1	0 0 0	0	1 2	1	0	0	0	0	0	-3
35	Henry Burt	G 02:37	0-0	0-0	0-0	0 0 0	0	0 0	0	0	0	0	0	0	-4
Team						1 3 4				0	0				
Totals			27-56	11-30	19-29	8 36 44	12 21	84 19	9	5	7	2	3	2	32

Technical Fouls: NONE

	LWU	NEB							
Biggest lead	2 (1 st 19:36)	36 (2 nd 5:34)	Points from Turnovers	LWU	NEB	Period by Period Scoring			
Best Scoring Run	7 (2 nd 14:37)	10 (1 st 4:27)	Paint	32	32	1st	2nd	TOT	
Lead Changes	1	1	Second Chance	9	11	LWU	24	28	52
Times Tied	0		Fast Breaks	8	4	NEB	51	33	84
Time with Lead	00:23	39:13	Bench	21	27				

NEBRASKA 81, FLORIDA A&M 54



Official Basketball Box Score - Final
Florida A&M at Nebraska
11/05/23 Pinnacle Bank Arena, Lincoln
Nebraska vs. Florida A&M

Game Time: 7:01 PM
Game Duration: 2:04
Attendance: 13,766

Officials: Paul Sozio, Edwin Young, Tony Meeks

Florida A&M - 54

Record: 0-2

NO.	Name	Min	FG	3P	FT	Rebounds	Fouls	TP	AS	TO	ST	Blocks	BS	BA			
			M-A	M-A	M-A	OR	DR	TOT	PF	FT	PT						
5	Keith Lamar	F 22:51	2-8	0-1	1-2	1	2	3	3	2	5	2	1	0	0		
13	Shannon Grant	F 19:48	2-3	0-0	0-0	0	3	3	5	1	4	0	3	2	0	-18	
2	Jordan Chatman	G 10:11	0-3	0-1	0-0	0	0	0	4	0	0	0	1	1	0	-7	
4	Hantz Louis-Jeune	G 18:32	3-7	1-3	1-2	0	5	5	3	2	8	0	0	1	2	-21	
12	K'Jaei Parker	G 36:54	5-20	1-6	2-2	1	5	6	1	3	13	3	2	0	0	-25	
11	Roderick Coffee III	G 20:38	0-6	0-4	2-4	1	1	2	1	3	2	2	1	0	0	-4	
24	Ja'Derrys Eatmon	G 18:21	3-7	0-0	2-2	3	1	4	2	3	8	0	2	1	1	-15	
10	Chase Barrs	G 15:08	0-1	0-0	1-2	3	1	4	5	1	1	1	1	0	0	-10	
23	Mies Hall	G 13:40	1-3	0-0	1-2	0	3	3	0	1	3	1	0	1	0	-14	
3	Monrell Schramm	G 22:05	4-7	2-4	0-1	1	2	3	2	1	10	1	2	1	0	-8	
34	Richard Mathews	G 01:52	0-1	0-1	0-0	0	0	0	0	0	0	0	0	0	0	-3	
Team						1	1	2			0	0					
Totals			20-66	4-20	10-17	11	24	35	26	17	54	10	14	8	3	5	-27

Technical Fouls: NONE

Shooting By Period		
1 st FG%	9-31	29.0%
3PT%	2-9	22.2%
FT%	5-6	83.3%
2 nd FG%	11-35	31.4%
3PT%	5-11	45.5%
GM FG%	20-66	30.3%
3PT%	4-20	20.0%
FT%	10-17	58.8%
Dead Ball Rebounds: 3, 0		

Nebraska - 81

Record: 2-0

NO.	Name	Min	FG M-A	3P M-A	FT M-A	Rebounds OR DR TOT	Fouls PF FO	TP	AS	TO	ST	Blocks BS BA	+/
51	Rienk Mast	F 27:21	6-14	2-5	6-6	5 11 16	2 4	20	2	2	0	0	26
53	Josiah Allick	F 28:38	1-3	0-0	3-4	3 2 5	1 4	5	0	2	0	1	26
0	C.J. Wilcher	G 19:51	2-6	1-4	1-2	1 0 1	4 1	6	2	0	0	1	19
3	Brice Williams	G 22:19	3-9	2-4	7-7	2 4 6	3 4	15	2	1	0	1	20
10	Jamarques Lawrence	G 24:40	2-6	0-3	1-2	0 5 5	1 1	5	4	4	3	0	10
1	Sam Holberg	G 22:37	1-3	1-3	0-0	1 2 3	1 2	3	1	2	4	0	14
9	Jarron Coleman	G 17:54	1-3	1-3	1-3	0 3 3	0 3	4	3	3	0	1	11
11	Eli Rice	G 22:18	4-9	3-6	5-8	0 4 4	1 5	16	0	0	0	0	11
21	Metar Diop	G 05:17	0-0	0-0	0-0	0 1 1	4 0	0	0	3	0	1	-6
31	Cale Jacobsen	G 05:05	1-1	0-0	1-2	0 0 0	0 1	3	1	1	0	0	0
24	Jeff Grace	G 02:20	1-1	0-0	0-0	1 0 1	0 0	2	0	0	0	0	1
35	Henry Burt	G 01:40	1-1	0-0	0-2	0 1 1	0 0	1	2	0	0	0	2
Team					4	5 9				0			
Totals			23-56	10-28	25-36	16 39 55	17 26 81	15	18	7	5	3	27

Technical Fouls: NONE

Technical Fouls: NONE

	FAMU	NEB	Points from:			
Biggest lead	1 (1 st 15:38)	29 (2 nd 12:39)	Turnovers	FAMU	NEB	
Best Scoring Run	5 (2 nd 10:54)	12 (1 st 12:12)	Paint	26	24	
Lead Changes	2		Second Chance	9	18	
Times Tied	0		Fast Breaks	3	9	
Time with Lead	00:18	39:12	Bench	24	30	
			Period by Period Scoring			
				1st	2nd	TOT
			FAMU	25	29	54
			NEB	41	40	81

NEBRASKA 64, RIDER 50



Official Basketball Box Score - Final
Rider at Nebraska
11/15/23 Pinnacle Bank Arena, Lincoln
Nebraska vs. Rider

Game Time: 7:05 PM
Game Duration: 1:57
Attendance: 13,478

Officials: Keith Kirtle, Amy Bonner, Marques Pettigrew

Rider - 50

Record: 1-2

NO.	Name	Min	FG	3P	FT	Rebounds	Fouls	TP	AS	TO	ST	Blocks	BS	BA	
			M-A	M-A	M-A	OR	DR	PF							
14	JT Langston Jr.	F 23:50	1-4	0-1	1-2	1	3	4	1	3	0	0	2	3	
33	Taric Ingram	F 33:30	1-6	0-0	2-2	1	7	8	3	1	4	2	0	3	
2	Allen Powell	G 35:16	2-13	1-8	0-0	0	2	2	2	1	5	3	0	2	
3	Corey McKelthan	G 34:19	6-14	2-6	4-5	0	5	5	1	2	18	2	4	0	
35	T.J. Weeks Jr.	G 28:56	2-9	1-5	1-1	1	4	5	4	1	6	0	1	2	
5	Mervin James	G 19:44	4-7	2-3	0-0	2	3	5	1	10	1	2	1	0	
0	DJ Dudley	G 14:41	1-3	0-2	2-2	0	3	3	0	1	4	0	2	0	
31	Tyrick Weeks	G 01:52	0-0	0-0	0-0	0	0	0	0	0	0	0	0	0	
23	Anthony McCall	G 07:52	0-0	0-0	0-0	0	0	1	2	1	0	0	0	0	
Team						1	0	1	0	0	0	0	0	0	
Totals			17:56	6:25	10:12	7	27	34	18	9	50	8	11	10	5
Technical Fouls: James 2; Ingram 2; Powell 1; Weeks Jr. 1; McKelthan 1; Dudley 1; McCall 1															

2023-24 BOXSCORES

NEBRASKA 84, OREGON STATE 63



Official Basketball Box Score - Final
Oregon St. at Nebraska
11/18/23 Sanford Pentagon, Sioux Falls
2023-24 Men's Basketball

Game Time: 3:00 PM
Game Duration: 1:56
Attendance: 2,938

Officials: Kelly Pfeiffer, Rob Kueneman, Nate Harris

Oregon St. - 63

Record: 3-1

NO.	Name	Min	FG	3P	FT	Rebounds	Fouls	TP	AS	TO	ST	Blocks	+/
			M-A	M-A	M-A	OR DR TOT	FF DR TOT					BS BA	
34	Tyler Bilodeau	F 32:53	4-10	0-2	7-7	0 7 7	4 4 0	15	1	2	1	1	-18
15	Choi Marial	G 05:35	0-1	0-1	0-0	2 1 3	1 5 0	25	3	0	0	0	-4
0	Jordan Pope	G 35:41	8-12	9-5	6-6	2 1 3	1 5 25	3	0	0	1	0	-21
1	Christian Wright	G 19:40	2-5	1-2	1-2	0 1 1	3 2 6	2	2	0	0	0	-4
4	Dexter Akanno	G 14:42	0-7	0-4	0-0	0 1 1	2 2 0	0	0	1	0	1	-15
24	KC Ikwke	10:34	1-4	0-0	0-0	4 1 5	1 1 2	0	0	0	0	0	-22
5	Justin Rochelin	13:25	2-8	2-6	2-2	2 1 3	5 1 8	0	0	1	0	0	2
11	DaJohn Craig	17:37	1-3	0-1	1-2	0 2 2	2 1 3	2	1	0	0	0	-18
22	Thomas Ndong	11:02	0-0	0-0	0-0	0 1 1	2 2 0	0	1	0	1	0	0
12	Michael Rataj	09:39	0-3	0-1	0-0	1 1 2	0 0 0	0	1	0	0	0	-4
3	Gavin Marrs	12:51	1-1	0-0	0-0	1 1 1	1 0 2	0	1	0	0	0	0
2	Josiah Lake II	13:31	0-0	0-0	2-2	0 1 1	1 1 1	2	1	0	0	0	1
14	Jayden Stevens	02:50	0-0	0-0	0-0	0 1 1	0 0 0	0	0	0	0	0	-9
Team						0 2 2		0	0				
Totals			19-54	6-22	19-21	9 22 31	23 19 63	11	9	4	3	3	-21

Technical Fouls: NONE

Nebraska - 84

Record: 5-0

NO.	Name	Min	FG	3P	FT	Rebounds	Fouls	TP	AS	TO	ST	Blocks	+/
			M-A	M-A	M-A	OR DR TOT	FF DR TOT					BS BA	
51	Rienk Mast	F 26:53	5-12	0-2	5-6	6 7 13	2 5 5	15	2	0	0	0	22
53	Josiah Allick	F 24:59	2-6	0-0	4-6	2 2 4	3 5 8	0	1	2	0	1	17
3	Brice Williams	G 28:21	9-17	3-7	4-4	3 0 3	0 4 25	2	0	2	1	1	25
10	Jamarques Lawrence	G 22:45	1-3	0-0	1-1	0 5 5	2 1 3	3	0	0	0	0	14
30	Keisei Tominaga	G 25:09	3-6	2-3	0-0	0 2 2	2 0 8	2	2	2	0	0	19
4	Juwan Gary	20:58	5-10	1-4	1-2	4 6 10	3 2 12	2	2	1	2	1	7
0	C.J. Wilcher	12:44	1-2	1-2	0-0	0 0 0	0 1 3	1	0	0	0	0	0
1	Sam Holberg	11:48	2-4	1-3	0-1	0 0 0	0 3 1	5	0	1	0	0	6
9	Jarron Coleman	14:50	0-2	0-2	1-2	0 2 2	1 2 1	3	0	1	0	0	0
11	Eli Rice	02:25	0-1	0-1	0-0	0 0 0	0 0 0	1	0	0	0	0	-3
21	Matar Diop	02:25	1-1	0-0	0-0	0 2 2	0 1 1	2	1	0	0	0	0
3	Cale Jacobsen	02:25	1-1	0-0	0-2	0 0 0	0 2 1	2	0	0	0	0	-3
24	Jeff Grace	01:09	0-0	0-0	0-0	0 0 0	0 0 0	0	0	0	0	0	-3
35	Henry Burt	01:09	0-0	0-0	0-0	0 0 0	0 0 0	0	0	0	0	0	-3
Team						2 1 3		0	0				
Totals			30-65	8-24	16-26	17 27 44	19 23 84	16	6	8	3	3	21

Technical Fouls: NONE

	OSU	NEB
Biggest lead	6 (1 st 18:12)	31 (2 nd 14:06)
Best Scoring Run	7 (2 nd 11:15)	20 (1 st 3:21)
Lead Changes	1	
Times Tied	0	
Time with Lead	06:21	33:14

Points from	OSU	NEB
Turnovers	5	14
Paint	16	38
Second Chance	6	22
Fast Breaks	5	21
Bench	17	25

Period by Period Scoring	1st	2nd	TOT
OSU	24	39	63
NEB	44	40	84

NEBRASKA 89, DUQUESNE 79



Official Basketball Box Score - Final
Duquesne at Nebraska
11/22/23 Pinnacle Bank Arena, Lincoln
Nebraska vs. Duquesne

Game Time: 7:01 PM
Game Duration: 2:14
Attendance: 14,426

Officials: Rob Kueneman, WI Howard, Lewis Garrison

Duquesne - 79

Record: 4-2

NO.	Name	Min	FG	3P	FT	Rebounds	Fouls	TP	AS	TO	ST	Blocks	+/
			M-A	M-A	M-A	OR DR TOT	FF DR TOT					BS BA	
5	Haili Barrs	F 21:54	1-3	0-0	0-0	1 2 3	2 0 2	0	0	0	3	0	-11
23	Andrej Savrasov	F 14:05	1-3	1-2	0-0	0 3 3	2 0 1	3	0	1	0	0	-18
1	Jimmy Clark III	G 24:44	5-13	1-5	4-4	1 3 4	5 2 15	2	1	0	0	0	-8
3	Dae Dae Grant	G 38:04	7-16	1-8	9-9	1 2 3	1 6 24	3	0	0	0	0	-7
32	Kareem Rozier	G 30:10	6-10	4-8	0-0	1 0 1	4 0 16	1	1	1	0	1	-7
3	Hassan Drame	14:22	0-5	0-2	0-0	2 4 6	2 1 0	1	0	0	0	0	-4
34	Fousseyni Drame	29:33	5-7	1-2	1-2	2 6 8	1 1 12	0	2	0	0	0	-2
2	David Dixon	11:48	3-3	0-0	1-2	4 2 6	5 1 7	0	0	0	1	0	14
55	Kallon Nicholls	06:10	0-1	0-0	0-0	0 1 1	1 0 0	0	0	0	0	0	0
7	Jakub Necas	09:10	0-2	0-2	0-0	1 0 1	1 0 0	0	1	1	0	0	-7
Team						1 0 1		0	0				
Totals			28-63	8-29	15-17	14 23 37	24 13 79	8	6	1	4	2	-10

Technical Fouls: Clark III 2nd 2:10 Team 2nd 0:17

Nebraska - 89

Record: 6-0

NO.	Name	Min	FG	3P	FT	Rebounds	Fouls	TP	AS	TO	ST	Blocks	+/
			M-A	M-A	M-A	OR DR TOT	FF DR TOT					BS BA	
51	Rienk Mast	F 30:39	2-6	0-2	6-6	2 4 6	3 3 10	3	2	0	1	0	-5
53	Josiah Allick	F 22:57	3-5	1-1	5-7	2 5 7	0 6 12	5	0	0	0	1	14
3	Brice Williams	G 30:06	3-6	1-3	4-4	0 1 1	3 4 11	1	0	0	0	0	0
10	Jamarques Lawrence	G 26:22	2-4	2-4	0-0	0 2 2	1 0 6	3	0	0	0	0	-2
30	Keisei Tominaga	G 23:15	6-12	2-7	9-10	0 2 2	1 6 23	0	0	0	0	0	-3
0	C.J. Wilcher	16:17	1-2	0-1	0-0	0 2 2	1 1 2	1	0	1	0	0	14
1	Sam Holberg	14:43	1-3	1-1	0-0	0 0 0	0 0 0	3	0	0	0	1	2
4	Juwan Gary	22:03	7-10	2-4	4-4	3 3 5	3 2 20	1	0	0	0	0	10
9	Jarron Coleman	13:38	1-5	0-1	0-0	1 1 2	1 1 2	4	0	0	0	1	12
Team						0 2 2		0	0				
Totals			26-53	9-24	28-31	7 22 29	13 23 89	18	2	1	2	4	10

Technical Fouls: NONE

	DUQ	NEB
Biggest lead	6 (1 st 12:37)	17 (2 nd 6:57)
Best Scoring Run	10 (2 nd 4:31)	13 (2 nd 10:22)
Lead Changes	9	
Times Tied	7	
Time with Lead	18:48	18:21

Points from	DUQ	NEB
Turnovers	3	7
Paint	34	32
Second Chance	16	8
Fast Breaks	10	8
Bench	19	27

Period by Period Scoring	1st	2nd	TOT
DUQ	39	40	79
NEB	37	52	89

NEBRASKA 85, CAL STATE FULLERTON 72



Official Basketball Box Score - Final
Cal St. Fullerton at Nebraska
11/22/23 Pinnacle Bank Arena, Lincoln
Nebraska vs. Cal State Fullerton

Game Time: 1:01 PM
Game Duration: 1:51
Attendance: 14,771

Officials: Bret Smith, Alfred Smith, Jourdan Love

Cal St. Fullerton - 72

Record: 2-4

NO.	Name	Min	FG	3P	FT	Rebounds	Fouls	TP	AS	TO	ST	Blocks	+/
			M-A	M-A	M-A	OR DR TOT	FF DR TOT					BS BA	
3	Bert Kabamba	F 20:44	0-2	0-0	2-4	6 3 0	3 0 0	2	3	0	0	1	-13
13	Vincent Lee	F 16:39	3-5	0-0	2-2	1 0 1	0 1 8	0	0	1	2	1	5
2	Max Jones	G 31:10	10-19	5-7	5-7	0 3 3	1 6 30	1	4	1	0	0	-8
7	Dominic Brewton	G 31:41	5-16	0-3	0-0	1 4 5	1 1 10	1	2	2	0	1	-20
21	Grayson Carper	G 36:15	2-8	2-8	0-0	3 4 7	2 0 6	1	1	0	1	0	-8
24	Kendrick De Luna	12:47	0-2	0-0	0-0	1 0 1	2 0 0	0	1	0	1	0	-16
0	Jalen Cooper	15:12	1-2	0-0	0-0	1 2 3	3 0 2	1	1	0	0	0	-5
5	Donovan Oday	27:21	7-13	2-4	0-0	1 2 3	4 0 16	1	2	1	0	0	0
12	Zachary Visentin	08:11	0-0	0-0	0-0	2 0 2	1 1 0	0	1	0	0	0	0
Team						3 1 4		0	0				
Totals			28-67	9-22	7-9	15 20 35	17 9 72	9	12	8	5	3	-13

Technical Fouls: NONE

Nebraska - 85

Record: 7-0

NO.	Name	Min	FG	3P	FT	Rebounds	Fouls	TP	AS	TO	ST	Blocks	+/
			M-A	M-A	M-A	OR DR TOT	FF DR TOT					BS BA	
51	Rienk Mast	F 28:54	8-12	3-3	0-0	4 5 9	0 1 19	3	2	0	0	1	10
53	Josiah Allick	F 23:17	1-3	0-1	4-4	1 3 4	0 3 6	1	1	0	1	1	14
3	Brice Williams	G 29:48	4-9	2-5	4-4	0 2 2	3 4 14	3	1	0	2	1	12
10	Jamarques Lawrence	G 27:25	4-10	1-5	2-2	1 1 2	1 1 6	0	1	0	0	0	6
30	Keisei Tominaga	G 25:22	5-5	3-3	4-4	1 3 4	0 4 17	0	1	0	0	0	15
4	Juwan Gary	24:46	3-10	2-7	5-6	2 4 6	0 4 13	1	0	2	0	1	6
9	Jarron Coleman	08:31	0-2	0-1	0-0	0 2 2	1 0 0	0	2	4	0	0	0
0	C.J. Wilcher	16:37	2-6	1-5	0-0	1 2 3	1 0 5	1	0	0	0	0	-3
1	Sam Holberg	15:20	0-1	0-0	0-0	0 2 2	3 0 0	0	1	0	0	0	-3
Team						1 1 2		0	0				
Totals			27-58	12-30	19-20	11 25 36	9 17 85	18	9	3	3	5	13

Technical Fouls: NONE

	CAL	NEB
Biggest lead	3 (1 st 18:43)	19 (2 nd 4:51)
Best Scoring Run	7 (2 nd 2:26)	8 (1 st 16:30)
Lead Changes	1	
Times Tied	2	
Time with Lead	01:02	37:07

MINNESOTA 76, NEBRASKA 65



Official Basketball Box Score - Final
Nebraska at Minnesota
12/09/23 Wilmar Arena, Minneapolis
2023-24 Men's Basketball

Game Time: 8:00 PM
Game Duration: 2:06
Attendance: 6,899

Officials: D.J. Carstensen, Terry Ogelsby, John Floyd

Nebraska - 65

Record: 7-2 (0-1)

NO. Name	Min	FG M-A	3P M-A	FT M-A	Rebounds OR DR TOT	Fouls PF FD	TP	AS	TO	ST	Blocks BS BA	+/-
51 Rienk Mast	F 30:05	2-7	0-2	0-0	2 3 5	3 0	4	3	1	0	1	-11
53 Josiah Allick	F 21:30	1-2	0-0	1-2	0 3 3	0 1	3	1	2	0	0	-7
3 Brice Williams	G 30:28	8-16	1-3	1-2	3 3 6	5 1	18	4	4	3	1	-8
10 Jamarques Lawrence	G 32:56	5-9	3-5	3-4	1 6 7	3 2	16	1	7	1	0	-10
30 Keisei Tominaga	G 24:04	0-5	0-4	4-4	0 0 0	2 1	4	0	1	0	0	-11
0 C.J. Wilcher	18:07	3-6	1-2	2-2	1 2 3	2 2	9	2	1	0	0	2
4 Juwan Gary	30:54	5-7	0-1	1-1	2 2 4	3 1	11	2	2	2	0	-4
1 Sam Holberg	08:28	0-0	0-0	0-0	0 0 0	0 0	0	2	0	0	0	-9
9 Jarron Coleman	03:25	0-1	0-1	0-0	0 0 0	2 0	0	0	0	0	0	4
31 Cale Jacobsen	00:03	0-0	0-0	0-0	0 0 0	1 0	0	0	0	0	0	-1
Team					1 3 4	0	0	0	0	0	0	
Totals		24-53	5-18	12-15	10 22 32	21 8	65	15	18	7	1 7	-11

Technical Fouls: NONE

Minnesota - 76

Record: 6-3 (1-1)

NO. Name	Min	FG M-A	3P M-A	FT M-A	Rebounds OR DR TOT	Fouls PF FD	TP	AS	TO	ST	Blocks BS BA	+/-
1 Joshua Ola-Joseph	F 22:40	6-8	1-1	2-2	5 0 5	0 1	15	2	2	0	1	0 7
3 Dawson Garcia	F 06:45	0-0	0-0	0-0	0 2 2	0 0	0	0	0	0	0	1
0 Elijah Hawkins	G 34:50	2-4	2-3	6-10	1 5 6	5 6	12	11	4	1	1	0 22
4 Braeden Carrington	G 32:23	4-10	1-4	4-5	1 4 5	3 6	13	2	2	3	1	0 7
24 Cam Christie	G 25:04	3-8	2-7	1-2	0 3 3	1 1	9	1	1	0	1	0 4
21 Pharell Payne	35:19	5-6	0-0	2-6	1 3 4	2 4	12	1	3	1	2	1 11
2 Mike Mitchell Jr.	23:28	5-14	2-8	0-0	0 0 0	1 0	12	0	2	5	0	0
5 Isaiah Ihnen	09:29	0-2	0-2	1-2	1 2 3	0 2	1	0	0	0	0	-11
23 Parker Fox	10:02	0-1	0-0	2-2	0 0 0	0 1	2	1	2	0	0	1 9
Team					3 1 4	0	0	0	0	0	0	
Totals		25-53	8-25	18-29	13 19 32	9 21	76	18	16	10	7 1	11

Technical Fouls: Mitchell Jr. 2nd 7:42

	NEB	UMN	Points from Turnovers	NEB	UMN	Period by Period Scoring			
Biggest lead	17 (1 st 1:13)	11 (2 nd 0:32)	Turnovers	21	24		1st	2nd	TOT
Best Scoring Run	9 (1 st 3:37)	13 (2 nd 13:14)	Paint	32	24	NEB	39	26	65
Lead Changes	9	13	Second Chance	8	14		UMN	24	52
Times Tied	5		Fast Breaks	8	11				
Time with Lead	19:42	16:55	Bench	20	27				

NEBRASKA 77, MICHIGAN STATE 70



Official Basketball Box Score - Final
Michigan St. at Nebraska
12/09/23 Pinnacle Bank Arena, Lincoln
Nebraska vs. Michigan State

Game Time: 5:37 PM
Game Duration: 2:20
Attendance: 14,585

Officials: Brian Dorsey, Tim Comer, Brett Smith

Michigan St. - 70

Record: 4-5 (0-2)

NO. Name	Min	FG M-A	3P M-A	FT M-A	Rebounds OR DR TOT	Fouls PF FD	TP	AS	TO	ST	Blocks BS BA	+/-
25 Malik Hall	F 33:51	7-14	1-2	7-7	2 5 7	2 4	22	3	0	1	2	0 8
22 Mady Sissoko	C 12:59	0-0	0-0	1-2	3 2 5	2 1	0	1	0	0	0	-4
2 Tyson Walker	G 35:01	7-18	3-8	0-0	0 4 4	2 2	17	2	2	1	0	-7
3 Jaden Atkins	G 28:14	4-7	2-4	0-0	1 3 4	2 0	10	0	1	0	0	-7
11 A.J. Hoggard	G 27:56	5-10	1-1	1-2	1 4 5	1 2	12	3	1	2	0	-11
15 Carson Cooper	12:01	1-2	0-0	0-0	0 0 0	0 1	2	0	1	0	0	0
1 Jeremy Fears Jr.	09:58	0-2	0-0	0-0	0 0 0	2 0	0	2	3	0	0	0
5 Tre Holloman	19:21	1-5	1-2	0-0	0 1 1	0 1	3	2	0	0	0	1
55 Coen Carr	20:39	2-3	0-0	0-0	1 2 3	0 0	4	1	1	1	0	-2
Team					2 2 4	0	0	0	0	0	0	
Totals		27-61	8-17	8-9	8 23 31	13 11	70	14	9	5	2 4	-7

Technical Fouls: NONE

Nebraska - 77

Record: 8-2 (1-1)

NO. Name	Min	FG M-A	3P M-A	FT M-A	Rebounds OR DR TOT	Fouls PF FD	TP	AS	TO	ST	Blocks BS BA	+/-
4 Juwan Gary	F 35:59	8-11	2-4	2-3	0 3 3	2 3	20	1	1	3	2	0 10
51 Rienk Mast	F 34:25	4-9	0-2	0-0	3 11 14	3 0	8	6	3	0	1	0 8
3 Brice Williams	G 30:02	4-7	1-2	5-6	0 3 3	2 4	14	0	2	0	1	0 9
10 Jamarques Lawrence	G 25:54	1-5	0-1	0-0	0 3 3	2 0	2	4	2	0	0	0
30 Keisei Tominaga	G 29:48	5-12	3-7	2-2	0 0 0	1 2	15	1	0	1	0	0 4
0 C.J. Wilcher	15:00	3-5	2-4	2-2	1 1 2	2 0	10	1	0	0	0	-3
1 Sam Holberg	16:38	1-4	1-2	2-2	0 3 3	1 1	5	2	0	1	0	2 8
21 Matar Diop	05:35	0-0	0-0	0-0	0 0 0	0 1	0	1	0	0	0	-1
11 Eli Rice	06:39	1-1	1-1	0-0	0 0 0	0 0	3	0	0	0	0	0
Team					1 2 3	0	0	1	0	0	0	
Totals		27-54	10-23	13-15	5 26 31	11 13	77	16	9	5	4 2	7

Technical Fouls: NONE

Biggest lead	7 (1 st 12:19)	7 (2 nd 0:25)	Points from Turnovers		MSU	NEB	Period by Period Scoring		
Best Scoring Run	7 (1 st 12:19)	8 (1 st 10:23)	Paint		28	30			
Lead Changes	15		Second Chance		8	4			
Times Tied	6		Fast Breaks		5	8			
Time with Lead	17:33	17:55	Bench		9	18			
							MSU		
							34	36	70
							NEB		
							31	46	77

NEBRASKA 62, KANSAS STATE 46



Official Basketball Box Score - Final
Nebraska at Kansas St.
12/17/23 Bramlage Coliseum, Manhattan
2023-24 Men's Basketball

Game Time: 2:01 PM
Game Duration: 1:57
Attendance: 10,206

Officials: Kipp Kissinger, Paul Selez, Marques Pettigrew

Nebraska - 62

Record: 9-2

NO. Name	Min	FG M-A	3P M-A	FT M-A	Rebounds OR DR TOT	Fouls PF FD	TP	AS	TO	ST	Blocks BS BA	+/-
4 Juwan Gary	F 30:39	6-16	1-2	0-0	11 7 18	3 0	13	1	3	0	1	2 17
51 Rienk Mast	F 36:23	8-15	3-4	0-1	4 8 12	1 2	19	3	3	0	0	3 18
3 Brice Williams	G 31:59	4-12	2-7	0-1	1 8 9	3 1	10	2	0	2	2	12
10 Jamarques Lawrence	G 24:23	1-6	0-3	0-0	1 3 4	2 1	2	2	4	0	0	1 13
30 Keisei Tominaga	G 26:30	3-11	3-9	0-0	1 2 3	2 2	9	4	0	5	0	1 20
53 Josiah Allick	10:50	1-2	0-0	1-2	0 0 0	0 3	3	0	0	0	0	-3
1 Sam Holberg	25:33	1-3	1-2	0-0	0 0 3	1 0	3	2	0	2	0	0 8
0 C.J. Wilcher	08:15	0-4	0-2	0-0	1 2 3	1 1	0	0	1	0	1	0
11 Eli Rice	05:28	1-3	1-2	0-0	0 0 0	1 1	1	0	0	0	0	-6
Team					3 2 5	0	0	1	0	0	0	
Totals		25-72	11-31	1-4	22 35 57	17 11	62	14	14	7	4 9	16

Technical Fouls: NONE

Kansas St. - 46

Record: 8-3

NO. Name	Min	FG M-A	3P M-A	FT M-A	Rebounds OR DR TOT	Fouls PF FD	TP	AS	TO	ST	Blocks BS BA	+/-
1 David N'Guessan	F 30:14	2-6	0-2	0-2	3 3 6	3 2	4	0	1	3	0	1 -7
24 Arthur Kaluma	F 37:06	2-10	0-5	4-7	1 4 5	1 7	8	0	3	1	0	1 -14
13 Will McNair Jr.	C 21:23	0-5	0-1	0-0	1 5 6	1 0	0	1	1	1	4	0 -21
2 Tyler Perry	G 35:59	3-11	3-10	2-2	0 2 2	3 2	11	6	2	0	1	0 -15
5 Cam Carter	G 36:59	4-17	1-8	3-4	0 2 2	3 12	2	2	0	3	2	-22
4 Dai Dai Ames	16:48	2-5	0-2	0-1	1 0 1	0 1	4	1	3	0	0	0 -2
8 RJ Jones	04:59	0-2	0-2	0-0	0 0 0	0 0	0	1	0	0	0	0 4
23 Macaleab Rich	16:32	3-4	0-0	1-2	4 5 9	1 2	7	0	0	1	1	0 -3
Team					3 6 9	0	0	0	0	0	0	
Totals		16-60	4-30	10-18	13 27 40	11 17	46	11	12	6	9 4	-16

Technical Fouls: NONE

Best Scoring Run	12 (2 nd 5:34)	9 (1 st 3:12)	Paint	28	22	NU	31	31	62
Lead Changes	13		Second Chance	16	12				
Times Tied	2		Fast Breaks	7	3				
Time with Lead	25:59	11:43	Bench	9	11				
						KState	34	12	46

NEBRASKA 83, NORTH DAKOTA 75



Official Basketball Box Score - Final
North Dakota at Nebraska
12/20/23 Pinnacle Bank Arena, Lincoln
Nebraska vs. North Dakota

Game Time: 6:31 PM
Game Duration: 1:35
Attendance: 13,397

Officials: Brian McRut, Keith Patterson, Chad Barlow

North Dakota - 75

Record: 8-5

NO. Name	Min	FG M-A	3P M-A	FT M-A	Rebounds OR DR TOT	Fouls PF FD	TP	AS	TO	ST	Blocks BS BA	+/-
10 Tsotne Tsartsidze	F 25:56	1-4	1-4	0-0	4 2 6	2 1	3	1	2	0	1	0 -9
15 Brady Danielson	F 16:46	2-6	0-3	2-2	0 0 0	2 1	6	0	1	0	0	1
20 B.J. Omet	F 32:21	7-16	2-5	5-9	3 5 8	2 5	21	1	1	1	0	-8
3 Amar Kuluhovic	C 17:14	1-3	0-0	2-2	1 0 1	0 1	4	0	2	0	0	-13
52 Treysen Eaglestaff	G 28:56	5-14	3-10	0-0	1 2 3	1 0	13	1	1	2	0	-15
4 Tyreee Iheracho	28:09	8-17	5-9	1-2	1 4 5	3 1	22	2	1	2	0	2
1 Elijah Brooks	16:50	2-2	0-0	0-0	1 3 4	0 0	4	1	0	0	0	1
2 Eli King	20:31	0-5	0-1	2-2	2 2 4	3 2	2	4	2	1	0	-5
12 Brian Mathews	10:53	0-0	0-0	0-0	2 1 3	1 0	0	1	0	0	0	2
5 Deng Mayar	02:24	0-0	0-0	0-0	0 1 1	0 0	0	0	0	0	0	4
Team					4 3 7	0	0	1	0	0	0	
Totals		26-67	11-32	12-17	19 23 42	14 11	75	11	11	6	2 0	-8

2023-24 BOXSCORES

NEBRASKA 91, SOUTH CAROLINA STATE 62



Official Basketball Box Score - Final
South Carolina St. at Nebraska
12/29/24 Pinnacle Bank Arena, Lincoln
2023-24 Men's Basketball

Game Time: 6:31 PM
Game Duration: 2:01
Attendance: 14,987

Officials: Bret Smith, Rob Kuennen, Steve McClunkins

South Carolina St. - 62

Record: 4-11

NO. Name	Min	FG M-A	3P M-A	FT M-A	Rebounds OR DR TOT	Fouls PF FD	TP	AS	TO	ST	Blocks BS BA	+/-
1 Caleb McCarty	F 16:18	0-2	0-0	0-2	2 4 6	4 1	0	0	1	0	1 1	-30
13 Drayton Jones	F 18:46	0-3	0-0	2-4	1 1 2	3 2	0	0	1	0	1 1	-16
00 Omar Croskey	G 18:20	2-9	0-1	2-2	2 1 3	2 3	6	0	0	2	0 2	-21
12 Mitchell Taylor	G 21:21	3-7	0-0	0-0	0 3 3	3 0	6	2	4	0	0 0	-2
24 Shamon Alston	G 15:48	0-4	0-1	2-2	0 2 2	0 3	2	1	3	1	1 0	-6
2 Jordan Simpson	15:42	7-11	1-1	2-2	1 2 3	3 3	17	1	1	2	0 0	10
3 Michael Teal	20:58	4-9	2-6	1-1	1 1 2	0 2	11	0	4	1	0 0	-32
55 Davion Everett	09:48	3-6	0-1	0-0	2 6 8	1 0	6	0	2	0	0 0	-17
42 Dallas James	09:15	1-1	0-0	0-0	0 0 0	1 0	2	0	0	0	1 0	4
1 Aliba Taylor	11:40	0-6	0-1	0-0	0 0 0	1 0	0	1	1	1	0 2	-15
11 Wilson Dubinsky	21:54	0-9	0-7	0-0	0 0 0	1 1	0	2	2	1	0 1	-19
5 Raquan Brown	20:10	3-7	2-5	2-2	2 5 7	3 2	10	2	0	0	0 0	-1
Team					2 2 4	0	1					
Totals		23-74	5-23	11-15	13 27 40	21 18	62	9	19	9	3 7	-29

Technical Fouls:Team 2nd 9:10

Nebraska - 91

Record: 11-2

NO. Name	Min	FG M-A	3P M-A	FT M-A	Rebounds OR DR TOT	Fouls PF FD	TP	AS	TO	ST	Blocks BS BA	+/-
4 Juwan Gary	F 15:42	1-3	0-2	3-4	2 1 3	0 2	5	4	0	1	4 0	24
53 Josiah Alick	F 18:35	4-4	0-0	2-2	1 6 7	1 2	10	4	1	2	1 0	30
3 Brice Williams	G 20:08	5-10	1-4	5-5	0 7 7	2 4	16	1	3	0	2 0	27
10 Jamarques Lawrence	G 12:51	2-5	1-2	3-4	0 3 3	3 2	8	1	4	0	0 0	19
30 Keisel Tominaga	G 16:26	2-5	1-3	0-0	1 4 5	1 0	5	1	0	3	0 1	27
1 Sam Holberg	G 16:34	2-6	0-2	1-2	3 4 7	1 3	5	3	2	2	0 1	14
0 C.J. Wilcher	18:31	7-9	2-4	2-2	0 2 2	0 1	18	0	2	3	0 0	24
11 Eli Rice	24:18	2-8	2-6	4-6	0 2 2	4 4	10	1	0	2	0 1	5
21 Matar Diop	20:20	0-1	0-0	0-3	1 3 4	3 2	0	0	1	2	0 0	-4
9 Jarron Coleman	19:30	3-7	2-5	0-0	0 0 0	1 1	8	6	1	0	0 0	4
31 Cale Jacobsen	13:13	1-3	0-2	2-2	0 2 2	0 1	4	1	1	0	0 0	-12
24 Jeff Grace	03:52	0-0	0-0	2-2	1 0 1	0 1	2	0	0	0	0 0	-13
Team					1 6 7	0	0					
Totals		29-61	9-30	24-32	10 40 50	18 21	91	22	20	16	7 3	29

Technical Fouls:NONE

	SCS	NEB	Points from Turnovers	SCS	NEB	Period by Period Scoring
Biggest lead	0 (1 st 20:00)	49 (2 nd 8:39)	13	19		
Best Scoring Run	10 (2 nd 2:21)	12 (1 st 14:21)	26	34		
Lead Changes	0		9	8	SCS	11 51 62
Times Tied	0		12	23	NEB	50 41 91
Time with Lead	00:00	39:40	46	47		

NEBRASKA 86, INDIANA 70

Official Basketball Box Score - Final
Indiana at Nebraska
01/03/24 Pinnacle Bank Arena, Lincoln
Nebraska vs. Indiana

Game Time: 8:07 PM
Game Duration: 2:03
Attendance: 13,446

Officials: Terry Oglesby, Keith Kithin, Kelly Pfeifer

Indiana - 70

Record: 10-4 (2-1)

NO. Name	Min	FG M-A	3P M-A	FT M-A	Rebounds OR DR TOT	Fouls PF FD	TP	AS	TO	ST	Blocks BS BA	+/-
5 Malik Reneau	F 29:25	4-9	2-3	4-4	1 5 6	2 5	14	5	4	0	0 0	1
21 Mackenzie Mgbako	F 20:28	2-8	2-4	0-0	0 1 1	3 1	6	3	1	0	0 0	-9
1 Ke'el Ware	C 33:36	9-12	0-1	2-4	4 6 10	3 2	20	2	4	2	2 0	-15
0 Xavier Johnson	G 14:31	0-3	0-0	0-0	1 1 2	3 2	0	3	4	1	0 0	-15
32 Trey Galloway	G 30:40	4-10	2-6	0-0	0 1 1	1 10	2	3	1	0	0 0	-10
2 Gabe Cupps	26:06	2-3	1-2	0-0	0 5 5	2 1	5	3	0	0	0 0	-1
10 Kaleb Banks	10:28	0-0	0-0	1-2	0 2 2	2 1	1	0	1	0	0 0	-7
4 Anthony Walker	16:59	1-2	0-0	6-8	1 0 1	1 5	8	1	2	0	0 0	-18
3 Anthony Leal	11:50	1-1	1-1	0-1	0 3 3	0 2	3	0	0	0	0 0	-7
11 C.J. Gunn	05:57	1-3	1-1	0-0	0 0 0	2 0	3	0	0	1	0 0	1
Team					2 3 5	0	0					
Totals		24-51	9-18	13-19	9 27 36	19 20	70	19	19	5	2 0	-16

Technical Fouls: NONE

Nebraska - 86

Record: 12-2 (2-1)

NO. Name	Min	FG M-A	3P M-A	FT M-A	Rebounds OR DR TOT	Fouls PF FD	TP	AS	TO	ST	Blocks BS BA	+/-
4 Juwan Gary	F 20:32	2-7	0-2	0-0	2 0 2	4 0	4	2	0	1	0 1	7
51 Rienk Mast	F 29:47	3-10	0-3	3-4	0 3 3	3 2	9	3	2	1	0 1	17
3 Brice Williams	G 23:32	5-10	3-4	2-3	3 3 6	2 3	15	1	3	4	0 0	7
10 Jamarques Lawrence	G 30:36	4-8	2-6	2-2	0 3 3	3 3	12	3	1	4	0 0	19
30 Keisel Tominaga	G 26:46	9-15	4-10	6-7	0 1 1	1 4	28	1	0	0	0 0	13
53 Josiah Alick	28:43	0-0	0-0	2-5	1 7 8	3 5	2	2	1	2	0 0	7
1 Sam Holberg	22:53	1-3	0-1	3-3	0 0 0	3 1	5	4	1	1	0 0	4
0 C.J. Wilcher	13:45	3-6	3-6	2-2	1 1 2	1 1	11	0	0	2	0 0	2
11 Eli Rice	03:26	0-0	0-0	0-0	0 1 0	0 0	0	0	0	0	0 0	4
Team					2 1 3	0	0					
Totals		27-59	12-32	20-26	9 20 29	19 19	86	16	8	15	0 2	16

Technical Fouls: NONE

	IND	NEB	Points from Turnovers	IND	NEB	Period by Period Scoring
Biggest lead	5 (1 st 17:27)	22 (2 nd 6:23)	6	27		
Best Scoring Run	6 (2 nd 4:04)	9 (2 nd 6:59)	1	11		
Lead Changes	3		10	11	IND	33 37 70
Times Tied	5		1	10	NEB	41 45 86
Time with Lead	03:50	33:32	20	18		

NO. 21 WISCONSIN 88, NEBRASKA 72



Official Basketball Box Score - Final
Nebraska at Wisconsin
01/06/24 Kohl Center, Madison
2023-24 Men's Basketball

Game Time: 1:15 PM
Game Duration: 1:52
Attendance: 15,055

Officials: D.J. Carstensen, Earl Walton, Courtney Green

Nebraska - 72

Record: 12-3 (2-2)

NO. Name	Min	FG M-A	3P M-A	FT M-A	Rebounds OR DR TOT	Fouls PF FD	TP	AS	TO	ST	Blocks BS BA	+/-
4 Juwan Gary	F 17:50	4-5	0-1	0-0	0 0 0	4 0	8	0	0	0	1 0	-11
51 Rienk Mast	F 32:06	6-14	2-7	2-4	1 5 6	1 5	16	2	0	1	1 0	-17
3 Brice Williams	G 31:48	3-9	1-3	3-3	0 4 4	1 3	10	6	1	0	0 0	-10
10 Jamarques Lawrence	G 16:35	1-3	1-2	0-0	0 2 2	3 0	3	1	0	0	0 0	-15
30 Keisel Tominaga	G 31:51	7-10	3-6	0-0	0 0 0	1 1	17	2	2	0	0 0	-8
1 Sam Holberg	19:52	1-4	1-2	2-2	0 6 6	2 2	5	2	1	0	0 0	-4
53 Josiah Alick	22:30	1-3	1-1	1-2	3 5 6	1 2	4	2	2	0	0 0	-14
0 C.J. Wilcher	16:33	2-4	2-3	0-0	0 1 1	2 0	6	0	3	1	1 0	-11
11 Eli Rice	08:25	1-1	1-1	0-0	0 1 1	1 0	3	0	3	1	0 0	0
21 Matar Diop	01:15	0-0	0-0	0-0	0 0 0	0 0	0	0	0	0	0 0	5
31 Cale Jacobsen	01:15	0-0	0-0	0-0	0 0 0	0 0	0	1	0	0	0 0	5
Team					0 1 1	0	0					
Totals		26-53	12-26	8-11	3 23 26	16 13	72	16	12	4	4 0	-16

Technical Fouls:NONE

Wisconsin - 88

Record: 11-3 (3-0)

NO. Name	Min	FG M-A	3P M-A	FT M-A	Rebounds OR DR TOT	Fouls PF FD	TP	AS	TO	ST	Blocks BS BA	+/-
5 Tyler Wahl	F 31:02	6-10	1-1	4-6	4 4 8	2 5	17	4	1	1	2 0	23
22 Steven Crowl	F 30:08	4-5	1-2	0-0	1 6 7	1 1	9	4	1	0	0 0	10
2 AJ Storr	G 19:59	3-8	1-3	3-5	2 3 5	1 3	10	3	2	1	0 0	7
11 Max Klemit	G 25:27	1-2	1-2	0-0	0 3 3	2 2	3	0	1	0	0 0	5
23 Chucky Hepburn	G 32:51	5-8	3-5	0-0	0 2 2	1 0	13	6	1	3	1 0	10
14 Carter Gilmore	06:52	1-1	0-0	0-0	0 0 0	1 0	2	1	0	0	0 0	-4
25 John Blackwell	18:46	5-8	1-2	1-1	0 3 3	0 1	12	0	2	0	0 0	14
3 Connor Essogian	12:27	4-9	0-0	0 1 1	0 2 2	12 0	0	0	0	0	0 0	14
4 Kamari McGee	05:54	2-2	1-1	0-0	0 1 1	2 0	5	0	0	1	0 0	11
31 Nolan Winter	08:37	2-5	0-2	1-1	0 0 1	1 2	5	0	0	0	0 0	11
10 Isaac Lindsey	02:06	0-1	0-1	0-0	0 0 0	0 0	0	0	0	0	0 0	-3
15 Markus Ilver	02:06	0-0	0-0	0-0	0 0 0	0 0	0	0	0	0	0 0	-3
12 Luke Haertle	01:15	0-1	0-0	0-0	0 0 0	0 0	0	0	0	0	0 1	-5
15 Isaac Gard	01:15	0-0	0-0	0-0	0 0 0	1 0	0	0	0	0	0 0	-5
21 Chris Hodges	01:15	0-0	0-0	0-0	0 0 0	0 0	0	0	0	0	0 0	-5
Team					0 1 1	0	0					
Totals		33-60	13-26	9-13	7 25 32	13 16	88	18	8	6	0 4	16

Technical Fouls:NONE

	NEB	WIS	Points from Turnovers	NEB	WIS	Period by Period Scoring
Biggest lead	0 (1 st 20:00)	21 (2 nd 1:40)	12	17		
Best Scoring Run	7 (2 nd 11:30)	8 (1 st 11:00)	18	36	NEB	38 34 72
Lead Changes	0		6	7		
Times Tied	2		11	4	WIS	51 37 88
Time with Lead	00:00	38:26	18	36		

NEBRASKA 88, NO. 1 PURDUE 72



Official Basketball Box Score - Final
Purdue at Nebraska
01/09/24 Pinnacle Bank Arena, Lincoln
Nebraska vs. Purdue

Game Time: 8:02 PM
Game Duration: 2:02
Attendance: 14,106

Officials: Rob Riley, Tim Orrer, Andy O'Brien

Purdue - 72

Record: 14-2 (3-2)

NO. Name	Min	FG M-A	3P M-A	FT M-A	Rebounds OR DR TOT	Fouls PF FD
----------	-----	-----------	-----------	-----------	-----------------------	----------------

IOWA 94, NEBRASKA 76



Official Basketball Box Score - Final
Nebraska at Iowa
01/12/24 Carver-Hawkeye Arena, Iowa City, Iowa
2023-24 Men's Basketball

Game Time: 8:37 PM
Game Duration: 1:46
Attendance: 9,670

Officials: Ronald Groover, Kipp Kissinger, Doug Simons

Nebraska - 76

Record: 13-4 (3-3)

NO. Name		Min	FG M-A	3P M-A	FT M-A	Rebounds OR DR TOT	Fouls PF FO	TP	AS	TO	ST	Blocks BS BA	+/-
4 Juwan Gary	F	13:41	3-8	0-3	3-4	2 3 5	4 2 2	9	0	0	0	1	0
51 Rienk Mast	F	27:39	6-9	1-2	1-1	1 4 5	1 2 14	2	1	1	0	0	-23
3 Brice Williams	G	30:20	3-11	0-6	0-0	0 4 4	2 0 6	2	2	1	0	0	-31
10 Jamarques Lawrence	G	09:31	0-2	0-2	0-0	0 1 1	2 1 0	0	1	0	0	0	0
30 Keisei Tominaga	G	30:55	6-10	1-5	0-0	0 0 0	2 1 13	1	3	0	0	0	-10
1 Sam Holberg		25:07	1-5	0-2	0-0	0 6 6	1 0 2	4	2	2	2	0	-17
53 Josiah Allick		20:44	5-6	0-0	4-6	3 2 5	1 5 14	1	0	1	0	0	-3
0 C.J. Wilcher		19:01	1-4	1-3	2-2	1 3 4	1 1 5	2	0	0	0	0	-1
11 Eli Rice		18:46	4-7	1-3	2-2	1 3 4	0 1 11	1	0	0	0	0	2
21 Matar Diop		02:08	1-1	0-0	0-0	0 0 0	0 0 2	0	0	0	0	0	3
31 Cale Jacobsen		02:08	0-0	0-0	0-0	0 0 0	0 0 0	0	0	0	0	0	3
Team						0 0 0		0	0	0			
Totals			30-63	4-26	12-15	8 26 34	14 13 76	14	8	5	1	0	-18

Technical Fouls: NONE

Shooting By Period	
1 st FG%	16-32 50.0%
3PT%	1-10 10.0%
FT%	3-5 60%
2 nd FG%	14-31 45.2%
3PT%	3-16 18.8%
FT%	9-10 90%
GM FG%	30-63 47.6%
3PT%	4-26 15.4%
FT%	12-15 80.0%

Dead Ball Rebounds: 1, 0

Iowa - 94

Record: 10-6 (2-3)

NO. Name	Min	FG M-A	3P M-A	FT M-A	Rebounds OR DR TOT	Fouls PF FO	TP	AS	TO	ST	Blocks BS BA	+/-	
22 Patrick McCaffery	F 24:49	4-7	1-4	3-4	1 4 5	1 3	12	2	2	1	0	0	19
23 Ben Krikke	F 22:10	5-7	2-2	0-0	2 1 3	4 2	12	2	0	0	0	0	16
32 Owen Freeman	F 32:18	11-13	0-0	0-2	2 8 10	1 2	22	2	0	0	1	0	18
11 Tony Perkins	G 37:17	3-12	2-8	3-3	1 1 2	3 3	11	15	2	1	0	0	24
20 Payton Sandfort	G 35:22	6-15	5-12	2-2	1 9 10	1 2	19	5	1	0	0	0	21
4 Josh Dix	27:01	5-8	5-7	1-2	2 0 2	0 0	1	16	2	0	2	0	7
13 Ladi Dembele	04:26	0-0	0-0	0-0	0 0 0	2 0	0	0	1	0	0	0	-7
5 Dasonte Bowen	02:43	0-1	0-1	0-0	0 0 0	0 0	0	0	0	0	0	0	-6
2 Brock Harding	10:38	1-4	0-1	0-1	0 0 0	0 0	1	2	2	0	0	0	-3
0 Even Brauns	03:16	0-0	0-0	0-0	0 2 2	1 0	0	0	0	0	0	0	1
					0 2 2			0	0				
Totals		35-67	15-35	9-14	9 27 36	13 14	94	30	6	5	0	1	18

Technical Fouls: NONE

Shooting By Period	
1 st FG%	16-35 45.7%
3PT%	7-20 35.0%
FT%	2-3 66.7%
2 nd FG%	19-32 59.4%
3PT%	8-15 53.3%
FT%	7-11 63.6%
GM FG%	35-67 52.2%
3PT%	15-35 42.9%
FT%	9-14 64.3%

Dead Ball Rebounds: 2, 0

	NEB	IOWA
Biggest lead	1 (2 nd 17:13)	21 (2 nd 2:21)
Best Scoring Run	6 (1 st 13:08)	15 (1 st 14:26)
Lead Changes	4	
Times Tied	3	
Time with Lead	00:22	36:24

Points from	NEB	IOWA	Period by Period Scoring			
Turnovers	7	8		1st	2nd	TOT
Paint	46	32	NEB	36	40	76
Second Chance	10	12		IOWA	41	53
Fast Breaks	6	16				
Bench	34	18				

RUTGERS 87, NEBRASKA 82 (OT)



Official Basketball Box Score - Final
Nebraska at Rutgers
01/17/24 Jersey Mike's Arena, Piscataway
2023-24 Men's Basketball

Game Time: 7:00 PM
Game Duration: 3:38
Attendance: 8,000

Officials: Eric Curry, Rob Riley, Kelly Plesher

Nebraska - 82

Record: 13-5 (3-4)

NO. Name	Min	FG M-A	3P M-A	FT M-A	OR Reb	DR Reb	Fouls PF FO	TP	AS	TO	ST	Blocks BS BA	+		
4 Juwan Gary	F 22:32	4-8	1-3	0-0	3	3	6	0	9	0	0	1	1	1	
51 Rienk Mast	F 36:15	2-12	0-3	0-1	3	5	8	5	2	4	2	2	2	1	
3 Brice Williams	G 39:12	6-13	4-8	6-8	0	6	6	4	4	22	2	3	0	1	
10 Jamarques Lawrence	G 34:03	2-8	0-5	3-3	0	6	6	3	7	5	2	0	0	0	
30 Keisei Tominaga	G 32:45	5-14	4-8	2-2	0	1	1	2	2	16	0	0	2	0	
0 C.J. Wilcher	18:28	3-6	2-5	4-4	0	2	2	3	2	12	2	3	0	1	
1 Sam Holberg	18:58	2-2	2-2	0-0	0	1	1	2	1	6	1	2	0	0	
53 Josiah Allick	20:05	1-3	0-1	3-4	1	4	5	5	3	5	0	1	0	3	
11 Eli Rice	02:13	0-0	0-0	1-2	0	1	1	0	0	1	0	0	0	0	
21 Matar Diop	00:27	0-0	0-0	0-0	0	0	0	0	0	1	0	0	0	0	
31 Cale Jacobsen	00:02	0-0	0-0	0-0	0	0	0	0	0	0	0	0	0	0	
Team					4	2	6	0	0	0	0	0	0	0	
Totals		25-66	13-35	19-24	11	31	42	24	17	82	13	13	8	6	5

Technical Fouls: NONE

Shooting By Period	
1 st FG%	13-31 41.9%
3PT%	5-14 35.7%
FT%	5-7 71.4%
2 nd FG%	8-25 32.0%
3PT%	5-16 31.3%
FT%	12-15 80%
OT FG%	4-10 40.0%
3PT%	3-5 60.0%
FT%	2-2 100%
GM FG%	25-66 37.9%
3PT%	13-35 37.1%
FT%	19-24 79.2%

Dead Ball Rebounds: 4, 1

Rutgers - 87

Record: 10-7 (2-4)

NO.	Name	FG M-A	3P M-A	FT M-A	Rebounds OR DR TOT	Fouls PF FO	TP	AS	TO	ST	BS	Blocks BA	+-	
3	Mawot Mag	F 38:48	7-14	1-5	2 3 5	2 1	16	1	2	2	1	1	12	
5	Aundre Hyatt	F 30:12	5-15	4-11	3-4	2 2 4	3 3	17	2	1	1	0	0	
11	Clifford Omoruyi	C 31:18	6-11	0-0	2-7	6 9 15	3 7	14	0	3	0	4	1	
0	Derek Simpson	G 35:22	3-13	2-6	6-7	3 5 8	1 6	14	8	1	1	0	1	
24	Austin Williams	G 35:09	5-11	1-2	0-6	3 3 6	3 4	11	2	2	1	0	2	
9	Oskar Palmquist	04:19	0-1	0-1	0-0	0 0 0	1 0	0	0	0	0	0	0	
1	Jamichael Davis	09:20	0-1	0-0	0-0	2 2 2	1 0	0	0	0	0	0	0	
2	Noah Fernandes	19:28	2-6	1-2	2-2	1 1 2	1 1	7	2	0	1	1	0	
13	Antwone Woolfolk	13:42	0-1	0-0	2-2	3 1 4	2 1	2	1	2	0	0	0	
10	Gavin Griffiths	07:22	2-5	2-2	0-0	0 0 0	0 1	6	0	1	0	0	0	
Team					5	5	10	0	0	1				
Totals		30-78	11-29	16-30	25	31	56	18	24	87	16	13	6	5

Technical Fouls: Coach 2nd 15:39

	NEB	RUT
Biggest lead	12 (1 st 8:51)	5 (1 st OT 2:19)
Best Scoring Run	10 (1 st 12:42)	9 (1 st 2:49)
Lead Changes	14	
Times Tied	7	
Time with Lead	30:40	10:39

Points from	NEB	RUT	Period by Period Scoring				
Turnovers	16	17		1st	2nd	OT1	TOT
Paint	24	34	NEB	36	33	13	82
Second Chance	11	20		RUT	36	33	18
Fast Breaks	8	7					
Bench	24	15					

NEBRASKA 75, NORTHWESTERN 69



Official Basketball Box Score - Final
Northwestern at Nebraska
01/20/24 Pinnacle Bank Arena, Lincoln
2023-24 Men's Basketball

Game Time: 1:16 PM
Game Duration: 2:00
Attendance: 14,977

Officials: Earl Watson, John Floyd, Andy O'Brien

Northwestern - 69

Record: 13-5 (4-3)

NO. Name	Min	FG M-A	3P M-A	FT M-A	Rebounds OR DR TOT	Fouls PF FO	TP	AS	TO	ST	Blocks BS BA	+/-	
33 Luke Hunger	F 12:46	0-1	0-0	0-0	2 0 2	1 3	0	0	1	1	0	0	-8
0 Boo Buie	G 37:26	2-15	1-6	4-5	0 0 0	2 4	9	7	2	2	0	0	1
3 Ty Berry	G 28:23	2-10	2-8	0-0	1 2 3	1 0	6	1	1	0	0	0	-13
5 Ryan Langborg	G 37:53	5-14	4-10	1-2	3 2 5	3 1	15	2	1	4	1	1	-5
13 Brooks Barnhizer	G 37:01	9-15	2-5	4-4	1 6 7	4 4	24	4	1	4	2	1	-4
34 Matthew Nicholson	27:14	4-4	0-0	1-4	2 5 3	3 3	9	2	0	1	2	0	2
2 Nick Martinelli	17:29	2-4	1-2	1-2	2 2 4	0 1	6	1	1	1	0	1	-1
11 Jordan Clayton	01:48	0-0	0-0	0-0	0 0 0	0 0	0	0	0	0	0	0	-2
Team					0 0 0	0	0	0	0	0	0	0	
Totals		24-63	10-31	11-17	11 15 26	14 16	69	17	7	13	5	3	-6

Technical Fouls: NONE

Shooting By Period	
1 st FG%	12-29 41.4%
3PT%	7-15 46.7%
FT%	4-9 44.4%
2 nd FG%	12-34 35.3%
3PT%	3-16 18.8%
FT%	7-8 87.5%
GM FG%	24-63 38.1%
3PT%	10-31 32.3%
FT%	11-17 64.7%

Dead Ball Rebounds: 2, 0

Nebraska - 75

Record: 14-5 (4-4)

NO. Name	Min	FG M-A	3P M-A	FT M-A	Rebounds OR DR TOT	Fouls PF FO	TP	AS	TO	ST	Blocks BS BA	+-	
51 Rienk Mast	F 32:04	4-11	0-1	0-0	2 6 8	1 0	8	6	5	0	1	2	3
53 Josiah Allick	F 24:31	4-5	0-0	7-8	2 3 5	2 6	15	2	1	0	0	0	-6
3 Brice Williams	G 31:24	4-6	1-2	3-5	0 4 4	3 3	12	2	3	0	0	0	8
10 Jamarques Lawrence	G 28:10	4-5	2-2	0-0	0 5 5	3 1	10	3	4	2	0	0	8
30 Keisei Tominaga	G 27:21	5-11	2-4	2-2	1 5 6	1 1	14	0	1	1	0	1	3
0 C.J. Wilcher	26:13	4-8	2-4	0-0	1 1 1	3 0	10	1	3	2	0	2	7
1 Sam Holberg	21:52	1-1	0-0	0-1	1 5 6	1 1	2	3	0	0	0	0	0
11 Eli Rice	08:26	0-0	0-0	4-4	0 1 1	2 2	4	1	0	0	0	2	6
Team					2 2 4	0	0	0	0	0	0	0	
Totals		26-47	7-13	16-20	8 32 40	16 14	75	18	18	5	3	5	6

Technical Fouls: NONE

Shooting By Period		
1 st	FG%	16-23 69.6%
	3PT%	3-7 42.9%
	FT%	4-5 80%
2 nd	FG%	10-24 41.7%
	3PT%	4-6 66.7%
	FT%	12-15 80%
GM	FG%	26-47 55.3%
	3PT%	7-13 53.8%
	FT%	16-20 80.0%

Dead Ball Rebounds: 2, 0

2023-24 BOXSCORES

MARYLAND 73, NEBRASKA 51



Official Basketball Box Score - Final
Nebraska at Maryland
 01/27/24 KFINITY Center, College Park
 2023-24 Men's Basketball

Game Time: 12:00 PM
 Game Duration: 1:55
 Attendance: 15,481

Officials: Kelly Pfeifer, Rob Kuennenan, Delore Carr

Nebraska - 51

Record: 15-6 (5-5)

NO. Name	Min	FG M-A	3P M-A	FT M-A	Rebounds OR DR TOT	Fouls PF FD	TP	AS	TO	ST	Blocks BS BA	+/-
51 Rlenk Mast	F 31:39	2-5	1-2	0-0	1 5 6	3 0 5	3	3	3	1	1	9
53 Josiah Allick	F 25:14	0-2	0-0	3-6	1 3 4	3 3 3	3	2	1	0	1	-16
3 Brice Williams	G 28:03	2-7	2-3	3-4	0 3 3	3 3 3	9	1	2	2	1	-11
10 Jamarques Lawrence	G 25:32	3-5	2-3	0-0	0 2 2	1 1 8	2	4	0	0	0	-6
30 Keisei Tominaga	G 21:36	3-10	1-5	0-0	0 1 1	0 0 7	0	2	1	0	0	-17
0 C.J. Wilcher	23:18	5-7	4-6	0-0	0 0 0	0 4 14	1	2	0	0	0	-23
1 Sam Holberg	19:17	0-1	0-1	0-0	0 2 2	2 1 0	1	0	1	0	0	-22
11 Eli Rice	17:55	2-5	0-1	1-2	0 4 4	1 1 5	0	1	0	0	1	-17
9 Jarron Coleman	02:01	0-0	0-0	0-0	0 0 0	0 0 0	0	0	0	0	0	3
21 Matar Diop	02:01	0-1	0-0	0-0	0 1 1	1 0 0	0	0	0	0	0	3
31 Cale Jacobsen	02:01	0-0	0-0	0-0	0 0 0	0 0 0	0	0	0	0	0	3
24 Jeff Grace	01:23	0-0	0-0	0-0	0 0 0	0 0 0	0	0	0	0	0	1
Team					1 1 2	0 0 0	0	0	1	0	0	
Totals		17-43	10-21	7-12	3 22	25 14 13	51	10	18	5	3 5	-22

Technical Fouls: NONE

Maryland - 73

Record: 12-9 (5-5)

NO. Name	Min	FG M-A	3P M-A	FT M-A	Rebounds OR DR TOT	Fouls PF FD	TP	AS	TO	ST	Blocks BS BA	+/-			
10 Julian Reese	F 32:25	5-11	0-0	5-8	3 13 16	1 4 15	1	1	3	1	1	21			
22 Jordan Geronimo	F 33:31	1-7	1-3	0-0	5 3 8	3 2 13	0	0	3	2	1	15			
24 Donta Scott	F 30:35	3-11	0-5	3-3	2 2 4	2 5 9	5	1	1	1	0	28			
1 Jahmir Young	G 33:26	5-15	2-7	0-0	5 4 9	0 0 12	6	2	2	0	1	17			
5 DeShawn Harris-Smith	G 26:05	4-6	1-2	0-0	0 1 1	2 0 9	2	2	0	0	0	17			
2 Jahari Long	18:28	4-5	3-4	0-0	0 1 1	3 1 1	11	1	2	1	0	13			
12 Jamie Kaiser, Jr.	17:50	4-7	4-5	2-2	0 1 1	1 0 1	14	1	0	1	0	11			
0 Jahiathian Lamothe	02:01	0-0	0-0	0-0	0 0 0	0 0 0	0	0	0	0	0	-3			
11 Noah Batchelor	02:01	0-0	0-0	0-0	0 0 0	0 0 0	0	0	0	0	0	-3			
35 Caedon Swanton-Rodger	02:01	0-0	0-0	0-1	0 0 0	1 1 0	0	0	0	0	0	-3			
14 Mady Traore	01:37	0-1	0-0	0-0	0 0 0	1 0 0	0	0	0	0	0	-3			
Team					2 1 3	0 0 0	0	0	0	0	0				
Totals	26:64	11-26	10-14	17	26	43	13	14	73	16	8	11	5	3	-22

Technical Fouls: NONE

NEB	UMD	Points from Turnovers	NEB	UMD	Period by Period Scoring
Biggest lead	10 (1 st 15:30)	25 (2 nd 14:07)	8	25	1st 2nd TOT
Best Scoring Run	7 (2 nd 11:57)	9 (1 st 3:51)	12	30	NEB 27 24 51
Lead Changes	3	5	18	6	UMD 44 29 73
Times Tied	1	5	6	6	
Time with Lead	08:31	30:05	19	25	

NEBRASKA 80, NO. 6 WISCONSIN 72 (OT)



Official Basketball Box Score - Final
Wisconsin at Nebraska
 02/01/24 Foretels Bank Arena, Lincoln
 Nebraska vs. Wisconsin

Game Time: 7:31 PM
 Game Duration: 2:07
 Attendance: 15,318

Officials: Jeffrey Anderson, Doug Simons, Courtney Green

Wisconsin - 72

Record: 16-5 (8-2)

NO. Name	Min	FG		3P		Rebounds		Fouls		TP	AS	TO	ST	Blocks		+/-
		M	A	M	A	OR	DR	OT	PF					FD	BS	
Shooting By Period																
5 Tyler Wahl	F 32:40	2-5	0-0	3-5	1	7	8	4	3	7	3	1	3	1	0	2
22 Steven Crowl	F 36:31	0-2	0-2	1-2	3	10	13	4	2	1	0	2	1	0	0	-3
2 AJ Storr	G 34:33	11-22	5-11	1-2	1	2	3	3	2	28	0	5	0	0	2	-8
11 Max Klesmit	G 37:23	5-11	3-7	0-0	4	4	4	2	1	13	1	4	0	0	0	-7
23 Chucky Hepburn	G 40:44	6-12	0-5	1-1	1	2	3	2	4	13	3	2	4	0	0	-9
14 Carter Gilmore	11:31	0-3	0-1	2-2	2	1	3	0	1	2	0	0	0	1	0	-9
25 John Blackwell	18:20	1-2	1-1	0-0	0	3	3	1	0	3	1	2	0	0	0	-4
3 Nolan Winter	09:18	1-6	0-3	0-0	1	1	2	2	0	2	0	0	0	0	0	-6
31 Connor Essegian	04:00	1-1	1-1	0-0	0	0	0	0	0	3	0	0	0	0	0	4
Team					2	1	3	0	0	0	0	0	0	0	0	
Totals		27:64	10-31	8-12	11	31	42	18	13	72	8	16	8	2	2	-8

Technical Fouls: NONE

Nebraska - 80

Record: 16-6 (5-5)

NO.	Name	Min	FG		3P		FT		Rebounds		Fouls		TP	AS	TO	Blocks		ST	+/-	Shooting By Period	
			M	A	M	A	M	A	OR	DR	TOT	PF				FD	B			B	1st
51	Rlenk Mast	F 38:32	8-18	2-8	2-2	1	7	8	2	2	20	3	1	0	0	0	0	2	3PT	3-11	27.3%
53	Josiah Allick	F 27:47	0-1	0-0	3-4	2	2	4	1	2	3	0	2	1	0	0	0	0	FT	4-8	50.0%
3	Brice Williams	G 38:39	4-9	2-3	7-8	2	7	9	4	4	17	2	5	2	1	1	1	20	2PT	27-27	100%
10	Jamarques Lawrence	G 18:23	2-5	0-2	0-1	0	1	1	0	2	4	4	1	2	0	0	0	-17	3PT	6-15	40.0%
30	Keisei Tominaga	G 19:01	1-7	0-4	0-0	0	3	3	0	0	2	0	1	0	0	0	0	-16	FT	10-13	76.9%
0	C.J. Wilcher	27:29	7-10	5-7	3-3	0	1	1	2	1	22	3	0	1	0	0	0	16	OTFG	4-5	80.0%
1	Sam Holberg	22:04	1-2	0-0	1-2	1	3	4	3	1	3	2	0	0	3	0	1	14	3PT	0-1	0.0%
4	Juwan Gary	33:05	3-6	0-3	3-6	1	3	4	1	3	16	1	2	0	1	0	1	21	FT	5-5	100%
Team						0	1	1	0	0	0	0	0	0	0	0	0	0	GM FG	26-58	44.8%
Totals			26:58	9-27	19-26	7	28	35	13	18	80	15	12	9	2	2	8	3PT	9-27	33.3%	

Technical Fouls: NONE

Dead Ball Rebounds: 1-0

	WIS	NEB	Points from	WIS	NEB	Period by Period Scoring				
Biggest lead	19 (1 st 9:51)	8 (1 st OT 0:49)	Turnovers	18	18	1st	2nd	OT1	TOT	
Best Scoring Run	9 (1 st 9:51)	12 (2 nd 10:48)	Paint	18	24	WIS	43	24	5	72
Lead Changes		3	Second Chance	7	6					
Times Tied		3	Fast Breaks	5	5	NEB	27	40	13	80
Time with Lead	35:26	04:29	Bench	10	34					

NO. 14 ILLINOIS 87, NEBRASKA 84 (OT)



Official Basketball Box Score - Final
Nebraska at Illinois
 02/04/24 State Farm Center, Champaign
 2023-24 Men's Basketball

Game Time: 5:30 PM
 Game Duration: 2:12
 Attendance: 15,544

Officials: Paul Szlez, Owen Shortt, Don Dalley

Nebraska - 84

Record: 16-7 (6-6)

NO. Name	Min	FG M-A	3P M-A	FT M-A	Rebounds OR DR TOT	Fouls PF FD	TP	AS	TO	ST	Blocks BS BA	+/-
51 Rlenk Mast	F 36:57	8-21	4-9	2-2	1 5 6	1 1 22	2	2	1	1	1	4
53 Josiah Allick	F 32:34	2-5	1-1	0-0	1 3 4	4 0 5	1	0	3	0	0	-14
3 Brice Williams	G 33:44	3-12	1-5	0-0	0 3 3	5 1 7	1	1	0	1	1	-3
10 Jamarques Lawrence	G 15:26	1-3	0-1	0-0	0 1 1	2 1 2	1	1	0	0	0	-14
30 Keisei Tominaga	G 32:41	9-14	5-7	8-8	0 3 3	1 4 31	3	2	0	0	3	4
4 Juwan Gary	34:56	4-5	0-0	4-4	1 10 11	4 3 12	2	1	2	0	0	11
0 C.J. Wilcher	19:32	1-6	0-3	0-0	0 2 2	1 1 2	1	1	0	0	0	-5
1 Sam Holberg	18:57	1-2	1-2	0-0	1 1 2	2 0 3	1	0	0	0	0	3
31 Cale Jacobsen	00:09	0-0	0-0	0-0	0 0 0	1 0 0	0	0	0	0	0	1
24 Jeff Grace	00:04	0-0	0-0	0-0	0 0 0	0 0 0	0	0	0	0	0	-2
Team					1 0 1	0 0 1	0	0	1	0	0	
Totals		29-68	12-28	14-14	5 28 33	21 11 84	12	9	6	2	5	-3

Technical Fouls: NONE

Illinois - 87

Record: 17-5 (8-3)

NO. Name	Min	FG M-A	3P M-A	FT M-A	Rebounds OR DR TOT	Fouls PF FD	TP	AS	TO	ST	Blocks BS BA	+/-			
3 Marcus Domask	F 43:24	7-15	1-4	4-5	2 1 3	1 4 19	5	2	0	1	0	8			
13 Quincy Guerrier	F 26:07	3-5	1-2	5-8	0 7 7	3 4 12	0	2	0	1	1	2			
33 Coleman Hawkins	F 35:56	7-13	4-7	2-2	2 5 7	1 4 20	5	3	2	2	0	4			
0 Terrence Shannon Jr.	G 39:04	6-16	3-10	3-6	0 2 2	4 3 18	2	1	2	0	1	1			
20 Ty Rodgers	G 33:01	3-5	0-0	2-4	5 9 14	1 3 8	3	2	3	2	0	-5			
4 Justin Hamon	17:28	0-5	0-4	4-4	1 1 2	1 2 4	3	2	0	0	0	6			
10 Luke Goodie	18:53	0-6	0-6	0-0	3 5 8	0 0 0	0	1	0	0	0	1			
42 Dain Dainja	09:04	3-4	0-0	0-1	2 1 3	0 1 6	0	1	0	1	0	-1			
2 Dra Gibbs-Lawhorn	02:03	0-1	0-1	0-0	0 0 0	0 0 0	0	0	0	0	0	-1			
Team					2 2 4	0 0 1	0	0	1	0	0				
Totals	29:70	9-34	20-30	17	33	50	12	21	87	18	14	7	5	2	3

Technical Fouls: Coach 1st 14:48

NEB	ILL	Points from Turnovers	NEB	ILL	Period by Period Scoring
Biggest lead	7 (1 st 7:13)	10 (2 nd 3:29)	18	11	1st 2nd OT1 TOT
Best Scoring Run	11 (2 nd 0:09)	7 (2 nd 19:39)	26	40	NEB 36 37 11 84
Lead Changes	12	4	12	6	ILL 34 39 14 87
Times Tied	5	8	8	8	
Time with Lead	17:50	24:38	17	10	

NORTHWESTERN 80, NEBRASKA 68



Official Basketball Box Score - Final
Nebraska at Northwestern
 02/07/24 Weis-Ryan Arena, Evanston
 2023-24 Men's Basketball

Game Time: 8:00 PM
 Game Duration: 2:08
 Attendance: 5,681

Officials: Brian Dorsey, Tim Comer, Eric Curry

Nebraska - 68

Record: 16-8 (6-7)

NO. Name	Min	FG		3P		FT		Rebounds		Fouls		TP	AS	TO	ST	Blocks		+/-	Shooting By Period		
		M	A	M	A	M	A	OR	DR	PF	FD					BS	BA		1st	FG%	
4 Juwan Gary	F 28:49	6-11	1-2	2-3	2	1	3	5	4	15	0	2	0	1	0	7			1st FG%	10-21	47.6%
51 Rlenk Mast	F 31:00	2-8	2-5	2-2	0	6	6	4	1	8	2	3	1	2	0	7			3PT%	2-7	28.6%
53 Josiah Allick	F 15:19	0-2	0-1	0-0	0	0	0	0	0	0	0	2	0	1	0	-23			2nd FG%	12-27	44.4%
3 Brice Williams	G 35:13	5-7	1-2	2-2	0	10	10	2	2	13	4	3	1	0	0	-11			3PT%	4-12	33.3%
30 Keisel Tominaqa	G 27:34	3-7	0-3	5-5	0	3	3	3	4	11	0	2	0	0	0	-4			FT%	9-11	81.8%
0 C.J. Wilcher	20:37	2-7	1-4	0-0	0	2	2	2	0	5	1	2	0	0	2	-12			GM FG%	22-48	45.8%
1 Sam Holberg	19:19	0-0	0-0	4-6	0	1	1	2	4	4	2	0	0	0	0	-16			3PT%	6-19	31.6%
10 Jamarques Lawrence	21:19	4-6	1-2	3-4	0	0	0	0	4	12	2	2	2	0	1	0			FT%	18-22	81.8%
21 Matar Diop	00:38	0-0	0-0	0-0	0	0	0	0	0	0	0	0	0	0	0	0			Dead Ball Rebounds: 4.0		
31 Cale Jacobsen	00:09	0-0	0-0	0-0	0	0	0	0	0	0	0	0	0	0	0	-1					
24 Jeff Grace	00:05	0-0	0-0	0-0	0	0	0	0	1	0	0	0	0	0	0	-1					
Team					1	3	4			0		1									

NEBRASKA 79, MICHIGAN 59



Official Basketball Box Score - Final
Michigan at Nebraska
02/10/24 Private Bank Arena, Lincoln
Nebraska vs. Michigan

Game Time: 5:31 PM
Game Duration: 1:52
Attendance: 15,828

Officials: Kelly Pfeifer, Bill B, John Floyd

Michigan - 59

Record: 8-16 (3-10)

NO. Name	Min	FG	3P	FT	Rebounds	Fouls	TP	AS	TO	ST	Blocks	BS	BA	+/
5 Terrance Williams II	F 29:58	3-8	1-3	2-4	5 0 5	1 3	9	3	1	0	0	0	0	-17
13 Olivier Nkamhoua	F 32:03	1-10	0-3	1-2	4 6 10	3 2	3	2	3	3	2	1	0	-3
32 Tarris Reed Jr.	F 29:36	3-9	0-0	3-3	4 5 9	2 4	9	1	2	1	1	1	1	-20
3 Jaslin Llewellyn	G 33:40	3-12	2-7	0-0	1 2 3	2 2	8	2	2	0	0	0	1	-9
4 Nimani Burnett	G 33:35	7-10	3-6	1-2	0 5 5	1 3	18	3	2	0	0	0	0	-11
42 Will Tschetter	13:22	3-5	2-2	0-0	1 0 1	2 1	8	0	1	0	0	0	0	-14
40 George Washington III	04:29	0-2	0-2	0-0	0 0 0	2 0	0	0	1	0	0	0	0	-8
2 Tray Jackson	16:41	0-5	0-1	2-2	1 1 2	1 2	2	1	0	2	1	0	0	-14
24 Youssef Khayat	01:39	0-1	0-0	0-0	0 0 0	0 0	0	0	1	0	0	0	0	-1
31 Harrison Hochberg	01:39	0-0	0-0	0-0	0 0 0	0 0	0	0	0	0	0	0	0	-1
34 Jackson Selvala	01:39	0-0	0-0	2-2	1 0 1	0 1	2	0	0	0	0	0	0	-1
45 Cooper Smith	01:39	0-0	0-0	0-0	0 0 0	0 0	0	0	0	0	0	0	0	-1
Team					1 2 3	0	2							
Totals		20-62	8-24	11-15	18 21 39	14 18	59	12	14	7	4	3	0	-20

Technical Fouls: NONE

Nebraska - 79

Record: 17-8 (7-7)

NO. Name	Min	FG	3P	FT	Rebounds	Fouls	TP	AS	TO	ST	Blocks	BS	BA	+/
4 Juwan Gary	F 26:20	2-5	1-2	0-2	3 4 7	3 1	5	2	1	2	1	0	0	14
51 Rienk Mast	F 34:24	4-10	1-3	2-2	2 4 6	2 1	11	8	3	0	0	1	1	14
53 Josiah Alick	F 22:09	7-10	0-0	2-4	4 4 8	2 4	16	1	1	1	1	1	1	8
3 Brice Williams	G 25:51	5-9	1-1	2-4	1 3 4	3 4	13	0	1	0	0	0	1	29
30 Keisel Tominaga	G 28:10	8-14	3-6	0-0	0 1 1	2 0	19	2	0	2	0	0	1	16
10 Jamarques Lawrence	23:05	2-9	1-5	0-0	1 5 6	0 1	5	1	1	1	0	0	0	-1
0 C.J. Wilcher	16:48	1-4	1-4	0-0	0 2 2	3 0	3	0	0	0	0	0	0	9
1 Sam Holberg	17:15	0-2	0-1	4-4	1 3 4	2 3	4	3	1	1	0	0	0	7
21 Metar Diop	01:39	1-1	1-1	0-0	0 0 0	0 0	0	0	0	0	0	0	0	1
31 Cale Jacobsen	01:39	0-0	0-0	0-0	0 0 0	0 0	0	0	0	0	0	0	0	1
24 Jeff Grace	01:20	0-0	0-0	0-0	0 0 0	0 0	0	0	0	0	0	0	0	1
35 Henry Burt	01:20	0-0	0-0	0-0	0 0 1	1 0	0	0	0	0	0	0	0	1
Team					4 0 4	0	0							
Totals		30-64	9-23	10-16	18 27 43	18 14	79	18	9	7	3	4	0	20

Technical Fouls: NONE

	MIC	NEB	Points from Turnovers	MIC	NEB	Period by Period Scoring
Biggest lead	2 (1 st 19:25)	30 (1 st 5:21)	Turnovers	5	12	1st 2nd TOT
Best Scoring Run	9 (2 nd 5:23)	13 (1 st 11:20)	Paint	18	38	MIC 25 34 59
Lead Changes	1		Second Chance	13	14	NEB 45 34 79
Times Tied	2		Fast Breaks	13	6	
Time with Lead	00:39	37:16	Bench	12	15	

NEBRASKA 68, PENN STATE 49



Official Basketball Box Score - Final
Penn St. at Nebraska
02/17/24 Private Bank Arena, Lincoln
Nebraska vs. Penn State

Game Time: 11:01 AM
Game Duration: 1:49
Attendance: 15,751

Officials: Paul Zepk, Kipp Kissing, Rob Kueneman

Penn St. - 49

Record: 12-14 (6-9)

NO. Name	Min	FG	3P	FT	Rebounds	Fouls	TP	AS	TO	ST	Blocks	BS	BA	+/
22 Qudus Wahab	F 25:12	1-3	0-0	1-1	4 1 5	1 3	3	1	1	0	2	0	0	-8
24 Zach Hicks	F 35:04	5-14	1-7	2-3	1 5 6	3 1	13	1	0	0	1	0	0	-14
1 Ace Baldwin Jr.	G 37:05	4-11	2-5	0-0	1 2 3	2 3	10	2	3	5	0	0	0	-17
2 D'Marco Dunn	G 25:55	3-11	1-5	2-3	0 3 3	2 3	9	1	1	1	0	0	0	-14
3 Nick Kern	G 33:21	3-6	0-1	1-4	0 5 5	1 2	7	1	2	1	0	0	0	-15
12 Favour Aire	08:46	0-1	0-0	0-2	1 2 3	1 1	0	0	4	2	3	0	0	-5
5 Jameel Brown	21:09	2-7	1-5	2-3	0 2 2	1 1	7	0	2	1	0	0	0	-9
4 Puff Johnson	08:54	0-1	0-0	0-0	0 2 2	2 1	0	0	0	0	0	0	0	-10
11 Leo O'Boyle	04:34	0-0	0-0	0-0	0 0 0	0 0	0	0	0	0	0	0	0	-3
Team					1 1 2	0	0							
Totals		18-54	5-23	8-16	8 23 31	13 15	49	6	14	10	7	0	0	-19

Technical Fouls: Baldwin Jr. 2nd 2:55

Nebraska - 68

Record: 18-8 (8-7)

NO. Name	Min	FG	3P	FT	Rebounds	Fouls	TP	AS	TO	ST	Blocks	BS	BA	+/
4 Juwan Gary	F 30:49	5-9	0-1	3-3	3 3 6	1 2	13	0	0	2	0	0	1	24
51 Rienk Mast	F 26:25	5-7	1-2	1-2	2 7 9	2 1	12	1	2	0	0	0	0	11
53 Josiah Alick	F 22:26	3-5	0-0	0-0	0 5 5	3 1	6	1	1	1	0	0	1	17
3 Brice Williams	G 28:02	1-6	0-2	0-0	2 5 7	1 1	2	2	2	1	0	2	9	
30 Keisel Tominaga	G 28:34	6-14	3-8	2-2	0 2 2	2 4	17	2	1	0	0	1	5	
0 C.J. Wilcher	15:50	1-6	0-4	2-2	0 2 2	2 1	4	0	2	0	0	0	0	16
10 Jamarques Lawrence	20:52	3-8	0-2	2-2	0 1 1	2 2	8	2	2	1	0	2	8	
1 Sam Holberg	24:26	2-5	0-2	0-0	2 4 6	2 0	4	1	2	2	0	0	6	
31 Cale Jacobsen	01:38	1-1	0-0	0-0	0 0 0	0 0	2	1	0	0	0	0	0	
24 Jeff Grace	00:29	0-0	0-0	0-0	0 0 0	0 0	0	0	0	0	0	0	0	-1
35 Henry Burt	00:29	0-0	0-0	0-0	0 0 0	0 0	0	0	0	0	0	0	0	0
Team					2 4 0	0	0							
Totals		27-61	4-21	10-11	11 31 42	15 12	68	10	13	7	0	7	19	

Technical Fouls: NONE

	PSU	NEB	Points from Turnovers	PSU	NEB	Period by Period Scoring
Biggest lead	4 (1 st 17:10)	22 (2 nd 8:49)	Turnovers	10	15	1st 2nd TOT
Best Scoring Run	8 (2 nd 7:00)	8 (2 nd 16:43)	Paint	18	38	PSU 22 27 49
Lead Changes	1		Second Chance	2	8	NEB 28 40 68
Times Tied	3		Fast Breaks	4	10	
Time with Lead	03:03	34:13	Bench	7	18	

NEBRASKA 85, INDIANA 70



Official Basketball Box Score - Final
Nebraska at Indiana
02/21/24 Simon Skjold Assembly Hall, Bloomington, Indiana
2023-24 Men's Basketball

Game Time: 8:30 PM
Game Duration: 2:01
Attendance: 12,222

Officials: D.J. Carstensen, Kelly Pfeifer, Eric Curry

Nebraska - 85

Record: 19-8 (8-7)

NO. Name	Min	FG	3P	FT	Rebounds	Fouls	TP	AS	TO	ST	Blocks	BS	BA	+/
4 Juwan Gary	F 34:01	6-12	2-4	1-5	3 3 6	3 5	15	1	0	1	0	1	1	17
51 Rienk Mast	F 22:33	1-5	0-2	0-0	1 3 4	2 0	2	3	2	0	0	0	0	-1
53 Josiah Alick	F 28:04	3-7	1-3	0-1	2 4 6	4 3	7	4	0	0	0	0	1	14
3 Brice Williams	G 32:35	6-10	2-6	4-4	1 5 6	2 3	18	2	1	1	0	0	0	9
30 Keisel Tominaga	G 30:03	8-15	4-9	0-0	0 3 3	1 3	20	3	1	1	0	0	0	10
0 C.J. Wilcher	11:09	1-6	0-4	0-0	0 1 1	2 2	0	2	0	0	0	0	0	-4
1 Sam Holberg	18:06	0-0	0-0	2-2	0 0 0	2 1	2	1	0	1	0	0	0	1
10 Jamarques Lawrence	23:29	6-8	5-5	2-2	0 6 6	2 2	19	5	1	1	0	1	1	13
Team					0 0 0	0	0							
Totals		31-63	14-33	9-14	7 27 34	18 17	85	19	8	5	1	3	15	

Technical Fouls: NONE

Indiana - 70

Record: 14-12 (6-9)

NO. Name	Min	FG	3P	FT	Rebounds	Fouls	TP	AS	TO	ST	Blocks	BS	BA	+/
5 Malik Reneau	F 28:49	6-7	0-1	3-4	2 5 7	4 2	15	6	1	1	0	0	0	-11
21 Mackenzie Mgbako	F 38:25	7-17	2-8	6-7	1 6 7	2 6	22	1	1	0	0	0	0	-12
1 Ke'el Ware	C 37:53	6-11	0-0	5-13	4 8 12	2 7	17	1	0	0	0	0	0	-7
2 Gabe Cupps	G 22:15	0-6	0-2	0-0	0 4 4	1 0	0	0	0	0	0	0	0	-14
32 Trey Galloway	G 38:43	4-7	0-2	0-0	0 3 3	2 2	8	3	6	1	0	0	0	-6
3 Anthony Leal	12:24	1-3	0-1	0-0	1 0 1	4 1	2	0	0	0	0	0	0	-1
11 CJ Gunn	21:31	2-10	2-7	0-0	1 0 1	2 0	6	2	1	0	0	0	0	-14
Team					2 0 2	0	0							
Totals		26-61	4-21	14-24	11 26 37	17 18	70	13	10	3	3	1	15	

Technical Fouls: NONE

	NEB	IND	Points from Turnovers	NEB	IND	Period by Period Scoring
Biggest lead	22 (2 nd 19:51)	0 (1 st 20:00)	Turnovers	15	6	1st 2nd TOT
Best Scoring Run	11 (2 nd 19:51)	13 (2 nd 11:59)	Paint	20	38	NEB 51 34 85
Lead Changes	0		Second Chance	2	16	IND 31 39 70
Times Tied	0		Fast Breaks	12	4	
Time with Lead	39:11	00:00	Bench	23	8	

NEBRASKA 73, MINNESOTA 55



Official Basketball Box Score - Final
Minnesota at Nebraska
02/25/24 Private Bank Arena, Lincoln
Nebraska vs. Minnesota

Game Time: 5:31 PM
Game Duration: 1:56
Attendance: 15,800

Officials: Earl Walton, Kipp Kissing, Michael Greenstein

Minnesota - 55

Record: 17-10 (8-8)

NO. Name	Min	FG M-A	3P M-A	FT M-A	Rebounds OR DR	Fouls PF TT	TP M-A	AS	TO	ST	Shooting By Period		+/-
											1st FG	2nd FG	
3 Dawson Garcia	F 27:31	2-6	1-3	5-6	1 7 8	5 4	10	0	3	0	1	1	-20
21 Pharel Payne	F 26:05	1-6	0-0	1-2	2 4 6	2 1	3	1	1	0	0	1	-28
0 Elijah Hawkins	G 36:47	4-11	0-4	1-1	2 2 4		9	2	3	0	0	0	-21
2 Mike Mitchell Jr.	G 27:33	2-10	2-6	0-0	1 3 3	1 1	6	1	0	3	0	0	-17
24 Cam Christel Jr.	G 34:36	3-12	2-8	6-7	1 3 4	1 5	14	1	2	1	0	0	-17
4 Braeden Carrington	17:51	1-3	1-2	0-0	0 1 1	2 0	3	1	2	0	1	0	-9
23 Parker Fox	19:08	0-0	0-0	0-0	0 0 0	0 0	2	0	0	0	0	0	1
1 Joshua Olu-Joseph	08:18	1-2	0-0	0-0	0 0 0	2 0	2	0	0	0	0	0	1
5 Isaiah Innen	03:13	0-1	0-0	0-0	0 0 0	0 0	0	0	0	0	0	0	3
Team					1 2 3		3	0	1				
Total													18-45
Team FG													18-45
Team 3P													3-12
Team FT													13-18
Team TP													13-18
Team AS													13-18
Team TO													13-18
Team ST													13-18
Team BS													13-18
Team BA													13-18
Team +/-													13-18
Team Rebounds													13-18
Team FG													13-18
Team 3P													13-18
Team FT													13-18
Team TP													13-18
Team AS													13-18
Team TO													13-18
Team ST													13-18
Team BS													13-18
Team BA													13-18
Team +/-													13-18
Team Rebounds													13-18
Team FG													13-18
Team 3P													13-18
Team FT													13-18
Team TP													13-18
Team AS													13-18
Team TO													13-18
Team ST													13-18
Team BS													13-18
Team BA													13-18
Team +/-													13-18
Team Rebounds													13-18
Team FG													13-18
Team 3P													13-18
Team FT													13-18
Team TP													13-18
Team AS													13-18
Team TO													13-18
Team ST													13-18
Team BS													13-18
Team BA													13-18
Team +/-													13-18
Team Rebounds													13-18
Team FG													13-18
Team 3P													13-18
Team FT													13-18
Team TP													13-18
Team AS													13-18
Team TO													13-18
Team ST													13-18
Team BS													13-18
Team BA													13-18
Team +/-													13-18
Team Rebounds													13-18
Team FG													13-18
Team 3P													13-18
Team FT													13-18
Team TP													13-18
Team AS													13-18
Team TO													13-18
Team ST													13-18
Team BS													13-18
Team BA													13-18
Team +/-													13-18
Team Rebounds													13-18
Team FG													13-18
Team 3P													13-18
Team FT													13-18
Team TP													13-18
Team AS													13-18
Team TO													13-18
Team ST													13-18
Team BS													13-18
Team BA													13-18
Team +/-													13-18
Team Rebounds													13-18
Team FG													13-18
Team 3P													13-18
Team FT													13-18
Team TP													13-18
Team AS													13-18
Team TO													13-18
Team ST													13-18
Team BS													13-18
Team BA													13-18
Team +/-													13-18
Team Rebounds													13-18
Team FG													13-18
Team 3P													13-18
Team FT													13-18
Team TP													13-18
Team AS													13-18
Team TO													13-18
Team ST													13-18
Team BS													13-18
Team BA													13-18
Team +/-													13-18
Team Rebounds													13-18
Team FG													13-18
Team 3P													13-18
Team FT													13-18
Team TP													13-18
Team AS													13-18
Team TO													13-18
Team ST													13-18
Team BS													13-18
Team BA													13-18
Team +/-													13-18
Team Rebounds													13-18
Team FG													13-18
Team 3P													13-18
Team FT													13-18
Team TP													13-18
Team AS													13-18
Team TO													13-18
Team ST													13-18
Team BS													13-18
Team BA													13-18
Team +/-													13-18
Team Rebounds													13-18
Team FG													13-18
Team 3P													13-18
Team FT													13-18
Team TP													13-18
Team AS													13-18
Team TO													13-18
Team ST													13-18
Team BS													13-18
Team BA													13-18
Team +/-													13-18
Team Rebounds													13-18
Team FG													13-18
Team 3P													13-18
Team FT													13-18
Team TP													13-18
Team AS													13-18
Team TO													13-18
Team ST													13-18
Team BS													13-18
Team BA													13-18
Team +/-													13-18
Team Rebounds													13-18
Team FG													13-18
Team 3P													13-18
Team FT													13-18
Team TP													13-18
Team AS													13-18
Team TO													13-18
Team ST													13-18
Team BS													13-18
Team BA													13-18
Team +/-													13-18
Team Rebounds													13-18
Team FG													13-18
Team 3P													13-18
Team FT													13-18
Team TP													13-18
Team AS													13-18
Team TO													13-18
Team ST													13-18
Team BS													13-18
Team BA													13-18
Team +/-													13-18
Team Rebounds													13-18
Team FG													13-18
Team 3P													13-18
Team FT													13-18
Team TP													13-18
Team AS													13-18
Team TO													13-18
Team ST													13-18
Team BS													13-18
Team BA													13-18
Team +/-													13-18
Team Rebounds													13-18
Team FG													13-18
Team 3P													13-18
Team FT													13-18
Team TP													13-18
Team AS													13-18
Team TO													13-18
Team ST													13-18
Team BS													13-18
Team BA													13-18
Team +/-													13-18
Team Rebounds													13-18
Team FG													13-18
Team 3P													13-18
Team FT													13-18
Team TP													13-18
Team AS													13-18
Team TO													13-18
Team ST													13-18
Team BS													13-18
Team BA													13-18
Team +/-													13-18
Team Rebounds													13-18
Team FG													13-18
Team 3P													13-18
Team FT													13-18
Team TP													13-18
Team AS													13-18
Team TO													13-18
Team ST													13-18
Team BS													13-18
Team BA													13-18
Team +/-													13-18
Team Rebounds													13-18
Team FG													13-18
Team 3P													13-18
Team FT													13-18
Team TP													13-18
Team AS													13-18
Team TO													13-18
Team ST													13-18
Team BS													13-18
Team BA													13-18
Team +/-													13-18
Team Rebounds													13-18
Team FG													13-18
Team 3P													13-18
Team FT													13-18
Team TP													13-18
Team AS													13-18
Team TO													13-18
Team ST													13-18
Team BS													13-18
Team BA													13-18
Team +/-													13-18
Team Rebounds													13-18
Team FG													13-18
Team 3P													13-18
Team FT													13-18
Team TP													13-18
Team AS													13-18
Team TO													13-18
Team ST													13-18
Team BS													13-18
Team BA													13-18
Team +/-													13-18
Team Rebounds													13-18
Team FG													13-18
Team 3P													13-18
Team FT													13-18
Team TP													13-18
Team AS													13-18
Team TO													13-18
Team ST													13-18
Team BS													13-18
Team BA													13-18
Team +/-													13-18
Team Rebounds													13-18
Team FG													13-18
Team 3P													13-18
Team FT													13-18
Team TP													13-18
Team AS													13-18
Team TO													13-18
Team ST													13-18
Team BS													13-18
Team BA													13-18
Team +/-													13-18
Team Rebounds													13-18
Team FG													13-18
Team 3P													13-18
Team FT													13-18
Team TP													13-18
Team AS													13-18
Team TO													13-18
Team ST													13-18
Team BS													13-18
Team BA													13-18
Team +/-													13-18
Team Rebounds													13-18
Team FG													13-18
Team 3P													13-18
Team FT													13-18
Team TP													13-18
Team AS													13-18
Team TO													13-18
Team ST													13-18
Team BS													13-18
Team BA													13-18
Team +/-													13-18
Team Rebounds													13-18
Team FG													13-18
Team 3P													13-18
Team FT													13-18
Team TP													13-18
Team AS													13-18
Team TO													13-18
Team ST													13-18
Team BS													13-18
Team BA													13-18
Team +/-													13-18
Team Rebounds													13-18
Team FG													13-18
Team 3P													13-18
Team FT													13-18
Team TP													13-18
Team AS													13-18
Team TO													13-18
Team ST													13-18
Team BS													13-18
Team BA													13-18
Team +/-													13-18
Team Rebounds													13-18
Team FG													13-18
Team 3P													13-18
Team FT													13-18
Team TP													13-18
Team AS													13-18
Team TO													13-18
Team ST													13-18
Team BS													13-18
Team BA													13-18
Team +/-													13-18
Team Rebounds													13-18
Team FG													13-18
Team 3P													13-18
Team FT													13-18
Team TP													13-18
Team AS													13-18
Team TO													13-18
Team ST													13-18
Team BS													13-18
Team BA													13-18
Team +/-													13-18
Team Rebounds													13-18
Team FG													13-18
Team 3P													13-18
Team FT													13-18
Team TP													13-18
Team AS													13-18
Team TO													13-18
Team ST													13-18
Team BS													13-18
Team BA													13-18
Team +/-													13-18
Team Rebounds													13-18
Team FG													13-18
Team 3P													13-18
Team FT													13-18
Team TP													13-18
Team AS													13-18
Team TO													13-18
Team ST													13-18
Team BS													13-18
Team BA													13-18
Team +/-													13-18
Team Rebounds													13-18
Team FG													13-18
Team 3P													13-18
Team FT													13-18
Team TP													13-18
Team AS													13-18
Team TO													13-18
Team ST													13-18
Team BS													13-18
Team BA													13-18
Team +/-													13-18
Team Rebounds													13-18
Team FG													13-18
Team 3P													13-18
Team FT													13-18
Team TP													13-18
Team AS													13-18
Team TO													13-18
Team ST													13-18
Team BS													13-18
Team BA													13-18
Team +/-													13-18
Team Rebounds													13-18
Team FG													13-18
Team 3P													13-18
Team FT													13-18
Team TP													13-18
Team AS													13-18
Team TO													13-18
Team ST													13-18
Team BS													13-18
Team BA													13-18
Team +/-													13-18
Team Rebounds													13-18
Team FG													13-18
Team 3P													13-18
Team FT													13-18
Team TP													13-18
Team AS													13-18
Team TO													13-18
Team ST													13-18
Team BS													13-18
Team BA													13-18
Team +/-													13-18
Team Rebounds													13-18
Team FG													13-18
Team 3P													13-18
Team FT													13-18
Team TP													13-18
Team AS													13-18
Team TO													13-18
Team ST													13-18
Team BS													13-18
Team BA													13-18
Team +/-													13-18
Team Rebounds													13-18
Team FG													13-18
Team 3P													13-18
Team FT													13-18
Team TP													13-18
Team AS													13-18
Team TO													13-18
Team ST													13-18
Team BS													13-18
Team BA													13-18
Team +/-													13-18
Team Rebounds													13-18
Team FG													13-18
Team 3P													13-18
Team FT													13-18
Team TP													13-18
Team AS													13-18
Team TO													13-18
Team ST													13-18
Team BS													13-18
Team BA													13-18
Team +/-													13-18
Team Rebounds													13-18
Team FG													13-18
Team 3P													13-18
Team FT													13-18
Team TP													13-18
Team AS													13-18
Team TO													13-18
Team ST													13-18
Team BS													13-18
Team BA													13-18
Team +/-													13-18
Team Rebounds													13-18
Team FG													



2023-24 Nebraska Men's Basketball Combined Team Statistics In Conference games

Page 1/1
as of Feb 26, 2024

Game Records

Record	Overall	Home	Away	Neutral
ALL GAMES	10-7	9-0	1-7	0-0
CONFERENCE	10-7	9-0	1-7	0-0
NON-CONFERENCE	0-0	0-0	0-0	0-0

Score by Periods

Team	1st	2nd	OT	TOT
Nebraska	617	638	37	1292
Opponents	585	618	37	1240

Team Box Score

No.	Player				Total		3-Point		F-Throw		Rebounds													
		GP-GS	MIN	AVG	FG-FGA	FG%	3FG-3FGA	3FG%	FT-FTA	FT%	OFF	DEF	TOT	AVG	PF	DQ	A	TO	BLK	STL	PTS	AVG		
30	TOMINAGA, Keisei	17-17	457:19	26.9	84-183	.459	39-102	.382	37-38	.974	1	27	28	1.6	26	0	23	20	0	11	244	14.4		
3	WILLIAMS, Brice	17-17	531:06	31.2	70-156	.449	25-60	.417	49-61	.803	15	86	101	5.9	46	2	43	37	8	24	214	12.6		
51	MAST, Rienk	17-17	537:60	31.6	81-192	.422	22-67	.328	21-27	.778	24	90	114	6.7	36	1	55	32	12	10	205	12.1		
4	GARY, Juwan	14-11	397:11	28.4	63-115	.548	12-34	.353	26-41	.634	28	42	70	5.0	36	1	14	12	9	16	164	11.7		
0	WILCHER, C.J.	17-0	322:36	19.0	47-106	.443	31-72	.431	22-22	1.000	4	22	26	1.5	25	0	18	19	2	7	147	8.6		
10	LAWRENCE, Jamarques	17-12	401:49	23.6	43-98	.439	20-48	.417	15-18	.833	3	53	56	3.3	38	0	43	37	0	15	121	7.1		
53	ALLICK, Josiah	16-11	367:57	23.0	35-65	.538	5-11	.455	29-48	.604	23	50	73	4.6	37	1	19	17	7	9	104	6.5		
11	RICE, Eli	8-0	80:23	10.0	9-17	.529	3-7	.429	10-12	.833	2	13	15	1.9	5	0	3	2	2	1	31	3.9		
1	HOIBERG, Sam	17-0	345:15	20.3	15-42	.357	6-19	.316	19-24	.792	9	45	54	3.2	32	0	35	12	1	18	55	3.2		
21	DIOP, Matar	7-0	13:43	2.0	2-3	.667	1-1	1.000	0-0	.000	0	1	1	0.1	1	0	2	1	0	0	5	0.7		
31	JACOBSEN, Cale	9-0	09:04	1.0	1-1	1.000	0-0	.000	0-0	.000	0	0	0	0.0	2	0	2	0	0	0	2	0.2		
9	COLEMAN, Jarron	2-0	05:26	2.7	0-1	.000	0-1	.000	0-0	.000	0	0	0	0.0	2	0	0	0	0	0	0	0.0		
35	BURT, Henry	2-0	01:49	0.9	0-0	.000	0-0	.000	0-0	.000	0	1	1	0.5	1	0	0	0	0	0	0	0.0		
24	GRACE, Jeff	5-0	03:21	0.7	0-0	.000	0-0	.000	0-0	.000	0	0	0	0.0	1	0	1	1	0	0	0	0.0		
Team											22	23	45					8						
Total		17	3475		450-979	.460	164-422	.389	228-291	.784	131	453	584	34.4	288	5	258	198	41	111	1292	76.0		
Opponents		17	3475		440-1042	.422	159-444	.358	201-310	.648	204	423	627	36.9	246	2	264	200	62	110	1240	72.9		

Team Statistics

	NEBR	OPP
Scoring		
Points per game	76.0	72.9
Scoring margin	+3.1	-
Field goals-att		
Field goal pct	.460	.422
3 point fg-att		
3-point FG pct	.389	.358
3-pt FG made per game	9.6	9.4
Free throws-att		
Free throw pct	.784	.648
F-Throws made per game	13.4	11.8
Rebounds		
Rebounds per game	34.4	36.9
Rebounding margin	-2.5	-
Assists		
Assists per game	15.2	15.5
Turnovers		
Turnovers per game	11.6	11.8
Turnover margin	+0.1	-
Assist/turnover ratio	1.3	1.3
Steals		
Steals per game	6.5	6.5
Blocks		
Blocks per game	2.4	3.6
Winning streak		
Home win streak	9	-
Attendance		
Home games-Avg/Game	9-14927	8-11694
Neutral site-Avg/Game	-	0-0

Team Results

Date	Opponent		Score	Att.
12/06/2023	at Minnesota	L	65-76	6899
12/10/2023	Michigan St.	W	77-70	14585
01/03/2024	Indiana	W	86-70	13446
01/06/2024	at Wisconsin	L	72-88	15055
01/09/2024	Purdue	W	88-72	14106
01/12/2024	at Iowa	L	76-94	9670
01/17/2024	at Rutgers	Lot	82-87	8000
01/20/2024	Northwestern	W	75-69	14977
01/23/2024	Ohio St.	W	83-69	14408
01/27/2024	at Maryland	L	51-73	15481
02/01/2024	Wisconsin	Wot	80-72	15318
02/04/2024	at Illinois	Lot	84-87	15544
02/07/2024	at Northwestern	L	68-80	5681
02/10/2024	Michigan	W	79-59	15828
02/17/2024	Penn St.	W	68-49	15751
02/21/2024	at Indiana	W	85-70	17222
02/25/2024	Minnesota	W	73-55	15920



2023-24 Nebraska Men's Basketball Combined Team Statistics All games

Page 1/1
as of Feb 26, 2024

Game Records

Record	Overall	Home	Away	Neutral
ALL GAMES	20-8	17-1	2-7	1-0
CONFERENCE	10-7	9-0	1-7	0-0
NON-CONFERENCE	10-1	8-1	1-0	1-0

Score by Periods

Team	1st	2nd	OT	TOT
Nebraska	1061	1061	37	2159
Opponents	929	979	37	1945

Team Box Score

No.	Player				Total		3-Point		F-Throw		Rebounds													
		GP-GS	MIN	AVG	FG-FGA	FG%	3FG-3FGA	3FG%	FT-FTA	FT%	OFF	DEF	TOT	AVG	PF	DQ	A	TO	BLK	STL	PTS	AVG		
30	TOMINAGA, Keisei	26-26	667:18	25.7	125-273	.458	57-154	.370	58-64	.906	4	49	53	2.0	34	0	33	26	0	24	365	14.0		
51	MAST, Rienk	26-26	796:03	30.6	127-289	.439	34-99	.343	48-58	.828	52	152	204	7.8	50	1	79	46	13	10	336	12.9		
3	WILLIAMS, Brice	28-28	819:50	29.3	116-264	.439	41-107	.383	87-103	.845	28	133	161	5.8	68	2	68	52	17	29	360	12.9		
4	GARY, Juwan	22-14	592:50	26.9	101-192	.526	23-64	.359	41-63	.651	56	76	132	6.0	46	1	26	17	17	25	266	12.1		
0	WILCHER, C.J.	28-2	507:30	18.1	77-168	.458	45-110	.409	30-32	.938	11	36	47	1.7	35	0	27	26	6	13	229	8.2		
53	ALLICK, Josiah	27-21	632:49	23.4	61-118	.517	7-21	.333	56-85	.659	48	85	133	4.9	50	1	34	31	11	17	185	6.9		
10	LAWRENCE, Jamarques	28-23	671:19	24.0	65-166	.392	28-84	.333	28-37	.757	9	87	96	3.4	58	0	74	58	0	22	186	6.6		
11	RICE, Eli	17-0	170:33	10.0	19-46	.413	10-27	.370	23-32	.719	4	23	27	1.6	14	0	6	4	4	3	71	4.2		
1	HOIBERG, Sam	28-0	546:46	19.5	32-82	.390	14-40	.350	25-36	.694	17	68	85	3.0	53	0	48	22	3	29	103	3.7		
9	COLEMAN, Jarron	11-0	139:45	12.7	8-34	.235	4-21	.190	7-11	.636	1	19	20	1.8	11	0	26	17	1	3	27	2.5		
21	DIOP, Matar	14-0	58:06	4.2	4-8	.500	1-2	.500	3-9	.333	2	9	11	0.8	10	0	4	6	2	2	12	0.9		
31	JACOBSEN, Cale	16-0	46:37	2.9	4-7	.571	0-2	.000	3-6	.500	0	3	3	0.2	5	0	5	2	0	1	11	0.7		
24	GRACE, Jeff	11-0	17:24	1.6	2-3	.667	0-0	.000	2-3	.667	2	0	2	0.2	1	0	2	1	0	0	6	0.5		
35	BURT, Henry	6-0	08:08	1.4	1-1	1.000	0-0	.000	0-2	.000	0	3	3	0.5	1	0	0	0	0	0	2	0.3		
Team											41	48	89					10						
Total		28	5675		742-1651	.449	264-731	.361	411-541	.760	275	791	1066	38.1	436	5	432	318	74	178	2159	77.1		
Opponents		28	5675		696-1752	.397	236-733	.322	317-468	.677	341	696	1037	37.0	452	8	366	327	104	181	1945	69.5		

Team Statistics

	NEBR	OPP
Scoring	2159	1945
Points per game	77.1	69.5
Scoring margin	+7.6	-
Field goals-att	742-1651	696-1752
Field goal pct	.449	.397
3 point fg-att	264-731	236-733
3-point FG pct	.361	.322
3-pt FG made per game	9.4	8.4
Free throws-att	411-541	317-468
Free throw pct	.760	.677
F-Throws made per game	14.7	11.3
Rebounds	1066	1037
Rebounds per game	38.1	37.0
Rebounding margin	+1.0	-
Assists	432	366
Assists per game	15.4	13.1
Turnovers	318	327
Turnovers per game	11.4	11.7
Turnover margin	+0.3	-
Assist/turnover ratio	1.4	1.1
Steals	178	181
Steals per game	6.4	6.5
Blocks	74	104
Blocks per game	2.6	3.7
Winning streak	4	-
Home win streak	11	-
Attendance	261484	103758
Home games-Avg/Game	18-14527	9-11529
Neutral site-Avg/Game	-	1-2938

Team Results

Date	Opponent		Score	Att.
11/06/2023	Lindenwood	W	84-52	13478
11/09/2023	Florida A&M	W	81-54	13766
11/13/2023	Rider	W	64-50	13478
11/15/2023	Stony Brook	W	84-63	13614
11/18/2023	vs Oregon St.	W	84-63	2938
11/22/2023	Duquesne	W	89-79	14426
11/26/2023	Cal St. Fullerton	W	85-72	14171
12/03/2023	Creighton	L	60-89	15838
12/06/2023	at Minnesota	L	65-76	6899
12/10/2023	Michigan St.	W	77-70	14585
12/17/2023	at Kansas St.	W	62-46	10206
12/20/2023	North Dakota	W	83-75	13387
12/29/2023	South Carolina St.	W	91-62	14987
01/03/2024	Indiana	W	86-70	13446
01/06/2024	at Wisconsin	L	72-88	15055
01/09/2024	Purdue	W	88-72	14106
01/12/2024	at Iowa	L	76-94	9670
01/17/2024	at Rutgers	Lot	82-87	8000
01/20/2024	Northwestern	W	75-69	14977
01/23/2024	Ohio St.	W	83-69	14408
01/27/2024	at Maryland	L	51-73	15481
02/01/2024	Wisconsin	Wot	80-72	15318
02/04/2024	at Illinois	Lot	84-87	15544
02/07/2024	at Northwestern	L	68-80	5681
02/10/2024	Michigan	W	79-59	15828
02/17/2024	Penn St.	W	68-49	15751
02/21/2024	at Indiana	W	85-70	17222
02/25/2024	Minnesota	W	73-55	15920